

# TEXAS TECH

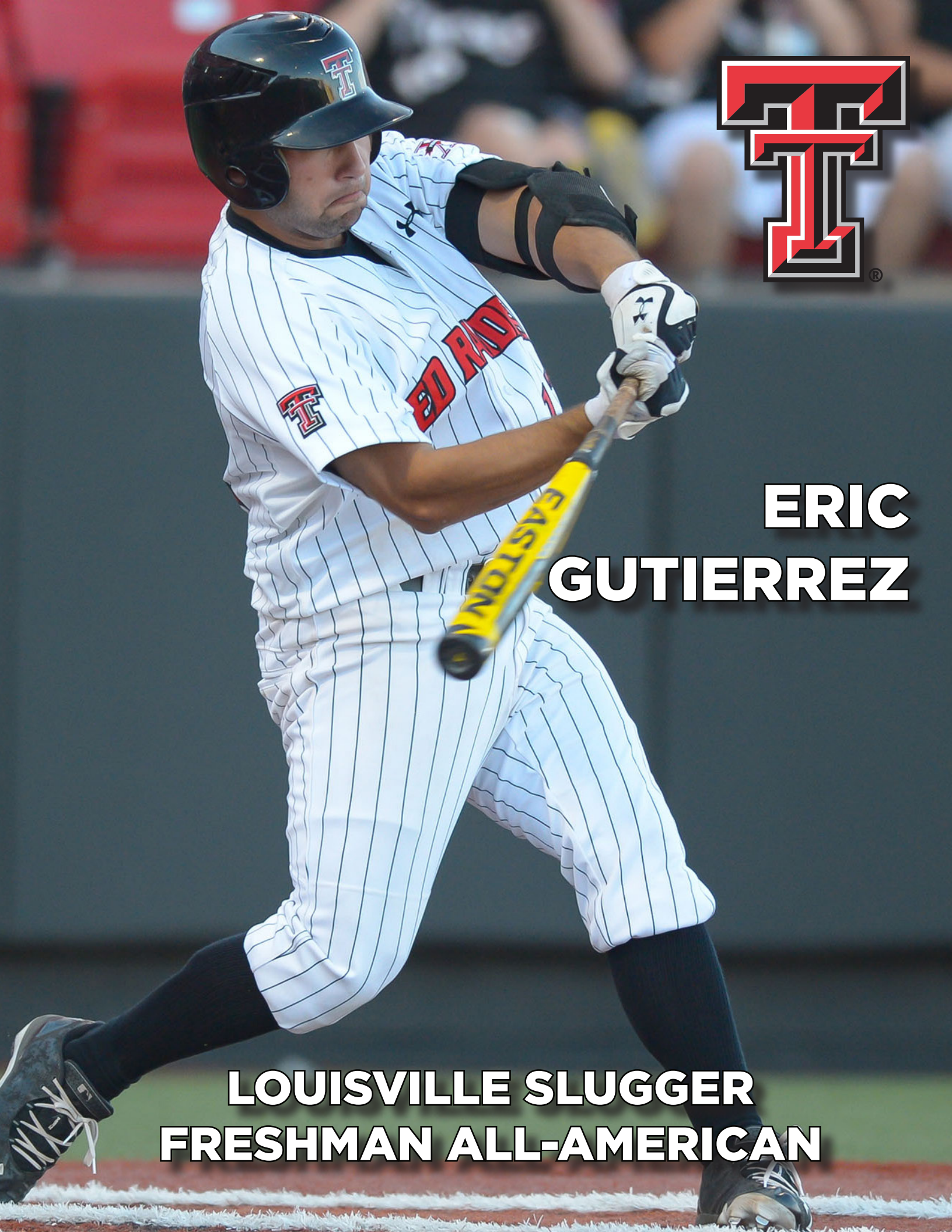


---

**2014 BASEBALL**  
MEDIA SUPPLEMENT

---

# Fearless.



**ERIC  
GUTIERREZ**

**LOUISVILLE SLUGGER  
FRESHMAN ALL-AMERICAN**





## TEXAS TECH ATHLETICS COMMUNICATIONS



**Blayne Beal**  
Associate AD/  
Communications  
(806) 834-3345 (O)



**Travis Cram**  
Associate Director/  
Multi-Media  
(806) 834-1939 (O)



**Trenten Hilburn**  
Associate Director  
(806) 834-2177 (O)



**Scott Lacefield**  
Associate Director  
Baseball Contact  
(806) 834-4733 (O)  
(817) 691-3786 (C)  
scott.lacefield@ttu.edu



**Matt Dowdy**  
Assistant Director  
(806) 834-4529 (O)



**Britton Drown**  
Assistant Director  
(806) 834-3446 (O)



**Sheila Tucker**  
Administrative  
Assistant  
(806) 834-2388 (O)

Texas Tech Athletics Communications • Jones AT&T Stadium • 2526 6th St. • Lubbock, TX 79409 • (806) 742-2770 • (806) 742-1970 (fax) • www.TexasTech.com

### QUICK FACTS

#### UNIVERSITY INFORMATION

|                           |                                      |
|---------------------------|--------------------------------------|
| School                    | Texas Tech University                |
| Location                  | Lubbock, Texas                       |
| Founded                   | 1923                                 |
| Enrollment                | 33,111                               |
| Nickname                  | Red Raiders                          |
| School Colors             | Scarlet & Black                      |
| Affiliation               | NCAA Division I                      |
| Conference                | Big 12                               |
| Chancellor                | Kent Hance (Texas Tech '65)          |
| President                 | Dr. Duane Nellis (Montana State '76) |
| Director of Athletics     | Kirby Hocutt (Kansas State '95)      |
| Faculty Representative    | Brian Shannon                        |
| Athletic Department Phone | (806) 742-3355                       |
| Ticket Office             | (806) 742-4412                       |

#### HISTORY

|                                |                             |
|--------------------------------|-----------------------------|
| First Year of Baseball         | 1926, then 1954             |
| All-Time Record (Years)        | 1,501-1,197-8 (64)          |
| All-Time Big 12 Record (Years) | 225-230-2 (17)              |
| All-Time Extra-Innings Record  | 37-29-3                     |
| All-Time Home Record           | 975-465-5                   |
| All-Time Road Record           | 419-646-3                   |
| All-Time Neutral Record        | 107-86                      |
| No. Years in CWS/Last App.     | None                        |
| NCAA Regionals                 | 9 (1995-2002, 2004)         |
| Hosted NCAA Regionals          | 3 (1996, 1997, 1999)        |
| Last Opponent / Result         | 2004, Georgia Tech / L, 5-3 |

#### COACHING STAFF

|                           |                              |
|---------------------------|------------------------------|
| Head Coach                | Tim Tadlock (Texas Tech '92) |
| Career Record / years     | 26-30 / 2nd year             |
| Record at TTU / years     | 26-30 / 2nd year             |
| Assistant Coach           | Ray Hayward (2nd Year)       |
| Assistant Coach           | J-Bob Thomas (2nd Year)      |
| Volunteer Assistant Coach | Matt Gardner (1st Year)      |
| Director of Operations    | Joe Hughes (2nd Year)        |
| Administrative Assistant  | Charlotte Becton (11th Year) |
| Equipment Manager         | Shishir Bhakta (14th Year)   |
| Baseball Office Phone     | (806) 834-4836               |
| Baseball Fax              | (806) 742-4630               |
| Baseball Clubhouse        | (806) 742-0340               |

#### SPORTS MEDICINE

|                           |                          |
|---------------------------|--------------------------|
| Athletic Trainer/Baseball | Bryan Simpson (1st Year) |
| Email                     | bryan.simpson@ttu.edu    |

#### TEAM INFORMATION

|                                    |                          |
|------------------------------------|--------------------------|
| 2013 Overall Record                | 26-30                    |
| Big 12 Conference Record / Finish  | 9-15 / 8th               |
| Home Record                        | 19-10                    |
| Away Record                        | 6-16                     |
| Neutral Record                     | 1-4                      |
| Final Rankings                     | None                     |
| Postseason                         | Big 12 Championship, 1-2 |
| Letterwinners Returning / Lost     | 18 / 13                  |
| Position Starters Returning / Lost | 8 / 1                    |
| Pitchers Returning / Lost          | 8 / 5                    |
| Starting Pitchers Returning / Lost | 8 / 1                    |
| Newcomers / Redshirt Returners     | 16 / 1                   |

#### STADIUM INFORMATION

|                                   |                                   |
|-----------------------------------|-----------------------------------|
| Home Field                        | Dan Law Field at Rip Griffin Park |
| Surface                           | FieldTurf                         |
| Capacity                          | 4,528                             |
| Record at Facility (2012-Present) | 41-21                             |
| Dimensions                        | 330-LF, 404-CF, 330-RF            |
| Fence Height                      | 12 feet                           |

#### SPORTS INFORMATION

|                                     |                                   |
|-------------------------------------|-----------------------------------|
| Associate Director/Baseball Contact | Scott Lacefield                   |
| Cell Phone                          | (817) 691-3786                    |
| Office Phone                        | (806) 834-4733                    |
| Email                               | scott.lacefield@ttu.edu           |
| Twitter:                            | @ScottLacefield                   |
| Fax                                 | (806) 742-1970                    |
| Mailing Address                     | P.O. Box 43021, Lubbock, TX 79409 |
| Overnight Address                   | 6th & Boston, Lubbock, TX 79409   |
| Website                             | www.TexasTech.com                 |

### MEDIA INFORMATION

#### MEDIA CREDENTIALS

Media members wishing to cover the Texas Tech baseball team at Dan Law Field at Rip Griffin Park during the 2014 season must be issued a working credential from the Texas Tech Athletics Communications Office.

• All requests for both media and photo credentials must be emailed at least two days in advance of the game date to Scott Lacefield, Associate Director of Athletics Communications (scott.lacefield@ttu.edu).

• Requests are honored from sports editors of daily and weekly newspapers, editors of sports periodicals, and sports directors of radio and television stations who broadcast regularly scheduled daily sports reports and talk shows along with online media who cover collegiate baseball.

• Credentials can be picked up in the Athletics Communications Office (south end of Jones AT&T Stadium) or at will call (one hour before first pitch), which is located at the main entrance to Dan Law Field at Rip Griffin Park.

#### PRESS BOX SERVICES

A complete NCAA box score and pertinent game facts will be distributed to members of the working media following the conclusion of the game.

• Game notes, statistics, lineups and rosters are provided prior to first pitch. Information can also be found online.

• A pre-game meal is served in the press box approximately 1 1/2 hours prior to first pitch on select home games.

#### FOLLOW THE RED RAIDERS

You can follow the Red Raiders all season on Twitter at @TechAthletics, @TechGameday and @ScottLacefield, Facebook, Tumblr, YouTube and at the official website of Texas Tech Athletics, www.TexasTech.com. Tech offers live video (home games only) and live audio streaming for all Tech games.

#### PHOTOGRAPHERS

Credentials for sideline photographers will be issued to working press on the basis of circulation with priority granted to agencies covering the participating schools on a regular basis. Texas Tech adheres to NCAA photography policies. Photographers are permitted on the baseball field but must remain within the marked areas at the ends of both dugouts.

#### VIDEO HIGHLIGHTS

Video from media interviews and game highlights can be obtained via FTP. To receive information contact Scott Lacefield (scott.lacefield@ttu.edu) for login information.

#### RADIO BOOTHS

Dan Law Field at Rip Griffin Park is equipped with two radio booths - one for Texas Tech and one for the visiting team. ISDN lines are available in each booth as well as a dedicated phone line. For information on the ISDN and phone lines, please contact Scott Lacefield.

#### INTERVIEWING HEAD COACH TIM TADLOCK

All interview requests with head coach Tim Tadlock must be arranged through Scott Lacefield in the Athletics Communications Office.

#### PLAYER INTERVIEWS

Media requesting player interviews are required to contact Scott Lacefield as far in advance as possible for availability.

Players who are made available - depending on their schedules - will speak to the media prior to the start of practice. Practice normally begins at 2:30 p.m. on Tuesday, Wednesday and Thursdays with the exception of gameday and travel days.

• Requested player interviews will begin at 1:30 p.m. in the Texas Tech Baseball Stadium Club, located on the second level of the stadium down the right-field line. The team will usually NOT practice on Mondays, therefore, if a media member wishes to do something that requires more time, Monday or the scheduled off day during the week is an ideal day for this.

• Contact Scott Lacefield in the Athletics Communications Office to set up a phone interview or a special request with a player. Individual phone numbers for all Texas Tech coaches and student-athletes **WILL NOT** be given to the media.

#### PRACTICE

All team practices are open to the media and the public. Practices will normally begin at 2:30 p.m. and end around 5-5:30 p.m. during the week. All media in attendance are required to view practice from the stands. No media will be allowed on the field at any time.

#### LIVE TELEVISION

Television stations are welcome to conduct live interviews from Dan Law Field at Rip Griffin Park and the stadium can easily accommodate network game coverage. Live interviews will be conducted outside the fence overlooking right field and television trucks can be parked in that area. Please notify Scott Lacefield at least 24 hours in advance at (817) 691-3786 for live television setup.

#### POSTGAME INTERVIEWS

The Texas Tech clubhouse is closed to the media. Texas Tech players and coaches will be made available in the Baseball Stadium Club following a brief team meeting. Coach Tadlock and selected players will be made available to the media following the game. If you have questions on where post-game interviews will be located, contact Scott Lacefield or a member of the Texas Tech Athletics Communications staff.

#### PHOTO REQUESTS

All still photography requests of Texas Tech players and coaches must be emailed to Scott Lacefield (scott.lacefield@ttu.edu).

#### DIRECTIONS TO DAN LAW FIELD AT RIP GRIFFIN PARK

Dan Law Field at Rip Griffin Park is located just west of Jones AT&T Stadium (football) on Drive of Champions. The stadium is accessible from the Marsha Sharp Freeway as well as University Ave.

Direct Address:  
2901 Drive of Champions  
Lubbock, TX 79409

#### FROM THE AIRPORT:

Take I-27 South from Regis street and exit west on the Marsha Sharp Freeway. Take the University Avenue exit and turn south (left) and follow University Ave for a quarter of a mile until you reach Glenna Goodacre Blvd. Turn right on Glenna Goodacre and then make another right onto Boston Avenue. Take a left onto Drive of Champions once you reach the football stadium. Dan Law Field at Rip Griffin Park will be on your left once you turn on to Drive of Champions.



**BROADCAST INFORMATION**

**LISTENING TO THE RED RAIDERS**

For the 21st consecutive year, the entire Texas Tech baseball schedule will be broadcast live on the Texas Tech Sports Network (Learfield Sports) and made available to its statewide affiliates. A 30-minute pre-game show, which includes interviews with players and coaches will air prior to the game while a post-game wrap up will take place following the action.

Games will be carried locally on the flagship station of the Texas Tech Sports Network, KTTU Double T 104.3 FM. Fans who are out of the listening areas can follow the Red Raiders online through Texas Tech TV at www.TexasTech.com. Live audio is streamed for every game both home and on the road.

**BASEBALL AFFILIATE STATIONS**

| Market      | Affiliate | Frequency |
|-------------|-----------|-----------|
| Lubbock     | KTTU-FM   | 104.3     |
| Hobbs, N.M. | KHOB-AM   | 1390      |

**WATCHING THE RED RAIDERS**

Texas Tech baseball fans in a five-state region will have the opportunity to watch the Red Raiders throughout the season as a result of a multi-year agreement between FOX Sports and Learfield Sports, which is Texas Tech's exclusive athletic multimedia rights holder. Tech will play eight games on a FOX Sports platform in 2014 while the regional sports network reaches over 9 million television homes in Texas, Oklahoma, Louisiana, Arkansas and parts of New Mexico.

The FOX Sports Networks included in this contract are FOX Sports Southwest, FOX Sports Southwest Plus and FOX College Sports.

Learfield Sports' Red Raider Sports Properties oversees all aspects of the Texas Tech relationship. Learfield Sports manages multimedia rights for more than 50 collegiate institutions and associations including six additional Big 12 Conference members - Iowa State, Kansas State, Oklahoma, Oklahoma State, Baylor and TCU. The company also titles the acclaimed Learfield Sports Directors Cup and provides exclusive sports programming to more than 1,000 radio stations nationwide. Learfield Sports' programming also is seen on more than 160 local television stations, cable systems and Regional Sports Networks.

**THE TIM TADLOCK RADIO SHOW**

Fans and media can listen to Texas Tech Head Coach Tim Tadlock's radio show throughout the 2014 season. The show will be hosted by Brian Hanni and will air live on KTTU 104.3 FM between 6-7 p.m. The show will air live on location at Rudy's Country Store and Bar-B-Q on South Loop 289 and Slide Road. Show dates: Feb. 17, Feb. 24, Mar. 3, Mar. 10, Mar. 17, Mar. 24, Mar. 31, Apr. 7, Apr. 14 and Apr. 24.

**ROBERT GIOVANNETTI - TV & Radio Play-by-Play**

Robert Giovannetti returns to the broadcast booth for his second season as the television play-by-play voice and also contributing as the radio play-by-play voice for his seventh season. Giovannetti spent five seasons as the radio play-by-play voice of Red Raider Baseball (2008-2012) before taking on TV play-by-play duties in 2013. Giovannetti joined the Texas Tech Sports Network in 2008 when he began serving as the play-by-play announcer for the Red Raiders. Giovannetti also spent six years as host of the popular local weekday sports talk show "Tech Talk" on Double T 104.3 FM and was the sports director at Fox 34 for two years. Giovannetti is currently the managing director of public broadcasting for Texas Tech University. Giovannetti is a 1986 graduate from Texas Tech.

**MIKE GUSTAFSON - TV & Radio Analyst**

Mike Gustafson enters his second season as the television analyst for Tech baseball and will serve as a fill-in for radio broadcast as well. Gustafson enters his fourth season helping with the Red Raider baseball radio broadcast. Gustafson is a former Red Raider (1986-89) while helping Tech to 121 victories during his four-year career. Gustafson currently serves as the President/CEO of the College Baseball Foundation. A former co-host of the

"Morning Drive" on Double T 104.3 FM, Gustafson also served as the director of special events of the Double T Letterwinners Association from 2004-2013.

**BRIAN HANNI - Radio Play-by-Play**

Brian Hanni enters his second season as the radio voice of Red Raider baseball while also serving as the play-by-play radio voice of Texas Tech Red Raider basketball. Hanni, a two-time recipient of the Oscar Stauffer SportsCaster of the Year Award, presented by the Kansas Association of Broadcasters, came to Tech from the University of Kansas, where he spent a decade broadcasting KU athletics. Hanni spent eight seasons broadcasting the Jayhawks women's basketball program and 10 seasons as the radio play-by-play voice of Kansas baseball. He was also used as the primary backup for the Jayhawks men's basketball radio broadcast. Hanni also spent four years calling spring football on the Jayhawk Radio Network. Hanni is also the co-host of the local sports week day talk show "Tech Talk" on Double T 104.3 FM. Hanni is a 2002 graduate of KU.

**JAMIE LENT - Radio Analyst**

Jamie Lent enters his second season as the analyst for Red Raider Baseball radio broadcast. Lent serves as the program director for Double T 104.3 FM and is co-host of the local sports week day talk show the "Bottom Line" from 3-6 p.m. Lent is a 1997 graduate of Texas Tech and is originally from Syracuse, N.Y. Lent previously worked at KTBB Radio in Tyler, Texas, for 13 years where he was honored with the Texas AP Sports Story of the Year Award on five occasions. During his radio career, Lent has been fortunate to cover and broadcast from numerous Super Bowls, NBA Finals, World Series, bowl games and NCAA Final Fours.



**ROBERT GIOVANNETTI**  
TV & Radio Play-by-Play



**MIKE GUSTAFSON**  
TV & Radio Analyst



**BRIAN HANNI**  
Radio Play-by-Play



**JAMIE LENT**  
Radio Analyst



**RADIO BROADCAST SCHEDULE**

**FEBRUARY**

| Date        | Opponent             | First Pitch (CT) |
|-------------|----------------------|------------------|
| 14 (Fri.)   | Indiana              | 2 p.m.           |
| 15 (Sat.)   | Indiana              | Noon             |
| 15 (Sat.)   | Indiana              | 4 p.m.           |
| 16 (Sun.)   | Indiana              | Noon             |
| 21 (Fri.)   | Oral Roberts         | 2 p.m.           |
| 22 (Sat.)   | Oral Roberts         | 2 p.m.           |
| 23 (Sun.)   | Oral Roberts         | 1 p.m.           |
| 24 (Mon.)   | BYU                  | 1 p.m.           |
| 27 (Thurs.) | at Stephen F. Austin | 12:30 p.m.       |
| 28 (Fri.)   | vs. Houston (HCC)    | 12:05 p.m.       |

**MARCH**

| Date       | Opponent                    | First Pitch (CT) |
|------------|-----------------------------|------------------|
| 1 (Sat.)   | vs. Sam Houston State (HCC) | 12:05 p.m.       |
| 2 (Sun.)   | vs. Rice (HCC)              | 1:35 p.m.        |
| 4 (Tues.)  | New Mexico                  | 2 p.m.           |
| 6 (Thurs.) | New Mexico State            | 6:30 p.m.        |
| 7 (Fri.)   | New Mexico State            | 6:30 p.m.        |
| 8 (Sat.)   | New Mexico State            | 2 p.m.           |
| 9 (Sun.)   | New Mexico State            | Noon             |
| 11 (Tues.) | Abilene Christian           | 6:30 p.m.        |
| 14 (Fri.)  | at Baylor                   | 6:35 p.m.        |
| 15 (Sat.)  | at Baylor                   | 3:05 p.m.        |
| 16 (Sun.)  | at Baylor                   | 1:05 p.m.        |
| 18 (Tues.) | Stephen F. Austin           | 6:30 p.m.        |
| 19 (Wed.)  | Stephen F. Austin           | 2 p.m.           |
| 21 (Fri.)  | at TCU                      | 6:30 p.m.        |
| 22 (Sat.)  | at TCU                      | 2 p.m.           |
| 23 (Sun.)  | at TCU                      | 1 p.m.           |
| 25 (Tues.) | Arkansas-Pine Bluff         | 6:30 p.m.        |
| 26 (Wed.)  | Arkansas-Pine Bluff         | 2 p.m.           |
| 28 (Fri.)  | Texas                       | 6:30 p.m.        |
| 29 (Sat.)  | Texas                       | 2 p.m.           |
| 30 (Sun.)  | Texas                       | 2 p.m.           |

**APRIL**

| Date        | Opponent                        | First Pitch (CT) |
|-------------|---------------------------------|------------------|
| 1 (Tues.)   | vs. New Mexico (Midland, Texas) | 6 p.m.           |
| 4 (Fri.)    | at Oklahoma State               | 7 p.m.           |
| 5 (Sat.)    | at Oklahoma State               | 3 p.m.           |
| 6 (Sun.)    | at Oklahoma State               | 1 p.m.           |
| 8 (Tues.)   | Abilene Christian               | 6:30 p.m.        |
| 11 (Fri.)   | Kansas State                    | 6:30 p.m.        |
| 12 (Sat.)   | Kansas State                    | 3 p.m.           |
| 13 (Sun.)   | Kansas State                    | 1 p.m.           |
| 15 (Tues.)  | Dallas Baptist                  | 2 p.m.           |
| 17 (Thurs.) | Prairie View A&M                | 6:30 p.m.        |
| 18 (Fri.)   | Prairie View A&M                | 6:30 p.m.        |
| 19 (Sat.)   | Prairie View A&M                | 2 p.m.           |
| 21 (Tues.)  | at New Mexico                   | 2 p.m.           |
| 22 (Wed.)   | vs. TCU (Abilene, Texas)        | 6 p.m.           |
| 25 (Fri.)   | Oklahoma                        | 6:30 p.m.        |
| 26 (Sat.)   | Oklahoma                        | 2 p.m.           |
| 27 (Sun.)   | Oklahoma                        | 2 p.m.           |
| 29 (Tues.)  | at Oral Roberts                 | 6 p.m.           |

**MAY**

| Date        | Opponent             | First Pitch (CT) |
|-------------|----------------------|------------------|
| 2 (Fri.)    | at Kansas            | 6 p.m.           |
| 3 (Sat.)    | at Kansas            | 2 p.m.           |
| 4 (Sun.)    | at Kansas            | 1 p.m.           |
| 6 (Tues.)   | at Dallas Baptist    | 2 p.m.           |
| 15 (Thurs.) | West Virginia        | 6:30 p.m.        |
| 16 (Fri.)   | West Virginia        | 6:30 p.m.        |
| 17 (Sat.)   | West Virginia        | 2 p.m.           |
| 21-25       | Big 12 Championships | TBD              |
| 30-June 2   | NCAA Regionals       | TBD              |

**JUNE**

| Date       | Opponent                  | First Pitch (CT) |
|------------|---------------------------|------------------|
| June 6-9   | NCAA Super Regionals      | TBD              |
| June 14-25 | NCAA College World Series | TBD              |

- All post-season games will also be broadcast live

**TV BROADCAST SCHEDULE**

**MARCH**

| Date (Day) | Opponent         | First Pitch (CT) | TV  |
|------------|------------------|------------------|-----|
| 7 (Fri.)   | New Mexico State | 6:30 p.m.        | FCS |
| 28 (Fri.)  | Texas            | 6:30 p.m.        | FCS |
| 30 (Sun.)  | Texas            | 2 p.m.           | FSW |

**APRIL**

| Date      | Opponent         | First Pitch (CT) | TV   |
|-----------|------------------|------------------|------|
| 13 (Sun.) | Kansas State     | 1 p.m.           | FCS  |
| 18 (Fri.) | Prairie View A&M | 6:30 p.m.        | FSW  |
| 25 (Fri.) | Oklahoma         | 6:30 p.m.        | FSW  |
| 27 (Sun.) | Oklahoma         | 2 p.m.           | PLUS |

**MAY**

| Date        | Opponent      | First Pitch (CT) | TV   |
|-------------|---------------|------------------|------|
| 15 (Thurs.) | West Virginia | 6:30 p.m.        | PLUS |

**TELEVISION**

|      |                           |
|------|---------------------------|
| FCS  | FOX College Sports        |
| FSW  | FOX Sports Southwest      |
| PLUS | FOX Sports Southwest Plus |



**2014 NON-CONFERENCE OPPONENTS INFORMATION****ABILENE CHRISTIAN**

Baseball Contact: Lance Fleming  
 email: fleming@acu.edu  
 Office: (325) 674-2693  
 Cell: (325) 665-3543  
 Press Box: (325) 674-6934  
 Head Coach: Britt Bonneau  
 Career Record: 671-324-1 (17 years)  
 Record at School: 671-324-1 (17 years)  
 2013 Record: 29-24  
 All-Time Series: Texas Tech leads, 27-16  
 Stadium: Crutcher Scott Field (4,000)  
 Dimensions: LF - 335, CF - 400, RF - 335  
 Website: www.acusports.com

**ARKANSAS-PINE BLUFF**

Baseball Contact: Cameo Stokes  
 email: cameo.stokes@gmail.com  
 Office: (870) 575-7949  
 Cell: N/A  
 Press Box:  
 Head Coach: Carlos James  
 Career Record: 69-165-1 (5 years)  
 Record at School: 40-102-1 (3 years)  
 2013 Record: 21-30  
 All-Time Series: Never Played  
 Stadium: Torii Hunter Baseball Complex (1,000)  
 Dimensions: N/A  
 Website: www.uapblionsroar.com

**BYU**

Baseball Contact: Ralph Zobell  
 email: ralph\_zobell@byu.edu  
 Office: (801) 422-9769  
 Cell: (801) 367-3554  
 Press Box: (801) 378-4041  
 Head Coach: Mike Littlewood  
 Career Record: 213-132 (7 years)  
 Record at School: 32-21  
 2013 Record: 32-21  
 All-Time Series: Texas Tech leads, 5-2  
 Stadium: Larry H. Miller Field (2,300)  
 Dimensions: LF - 345, CF - 400, RF - 345  
 Website: www.BYUcougars.com

**DALLAS BAPTIST**

Baseball Contact: Reagan Ratcliff  
 email: reagan@dbu.edu  
 Office: (214) 333-5942  
 Cell: (214) 356-6309  
 Press Box: N/A  
 Head Coach: Dan Heefner  
 Career Record: 216-134 (6 years)  
 Record at School: 216-134 (6 years)  
 2013 Record: 30-30  
 All-Time Series: Texas Tech leads, 13-8  
 Stadium: Horner Ballpark (2,000)  
 Dimensions: LF - 330, CF - 393, RF - 330  
 Website: www.DBUPatriots.com

**HOUSTON**

Baseball Contact: Allison McClain  
 email: ammclai@central.uh.edu  
 Office: (713) 743-9406  
 Cell: (936) 635-1129  
 Press Box: (713) 743-0840  
 Head Coach: Todd Whitting  
 Career Record: 81-89 (3 years)  
 Record at School: 81-89 (3 years)  
 2013 Record: 36-22  
 All-Time Series: Houston leads, 44-42  
 Stadium: Cougar Field (3,500)  
 Dimensions: LF - 330, CF - 390, RF - 330  
 Website: www.uhcougars.com

**INDIANA**

Baseball Contact: Kyle Kuhlman  
 email: kkuhlman@indiana.edu  
 Office: (812) 855-4770  
 Cell: (419) 308-8292  
 Press Box: (812) 855-4787  
 Head Coach: Tracy Smith  
 Career Record: 560-442 (17 years)  
 Record at School: 243-222 (8 years)  
 2013 Record: 49-16  
 All-Time Series: Never Played  
 Stadium: Bart Kaufman Field (4,000)  
 Dimensions: LF - 330, CF - 400, RF - 340  
 Website: www.iuhoosiers.com

**NEW MEXICO**

Baseball Contact: Terry Kelly  
 email: terrykelly@unm.edu  
 Office: (505) 925-5521  
 Cell: (408) 829-9224  
 Press Box: (505) 222-4093  
 Head Coach: Ray Birmingham  
 Career Record: 1,021-482 (26 years)  
 Record at School: 203-154 (6 years)  
 2013 Record: 37-22  
 All-Time Series: Texas Tech leads, 63-41-1  
 Stadium: Lobo Field (1,000)  
 Dimensions: LF - 350, CF - 420, RF - 350  
 Website: www.GoLobos.com

**NEW MEXICO STATE**

Baseball Contact: Eddie Morelos  
 email: emorelos@nmsu.edu  
 Office: (575) 646-1885  
 Cell: (575) 642-5746  
 Press Box: (575) 646-5700  
 Head Coach: Rocky Ward  
 Career Record: 432-427-2 (17 years)  
 Record at School: 432-427-2 (17 years)  
 2013 Record: 29-28  
 All-Time Series: Texas Tech leads, 40-17  
 Stadium: Presley Askew Field (1,000)  
 Dimensions: LF - 345, CF - 400, RF - 345  
 Website: www.NMStateSports.com

**ORAL ROBERTS**

Baseball Contact: Eric Scott  
 email: escott@oru.edu  
 Office: (918) 495-6646  
 Cell: (580) 748-1637  
 Press Box: (918) 495-7165  
 Head Coach: Ryan Folmar  
 Career Record: 25-32 (1 year)  
 Record at School: 25-32 (1 year)  
 2013 Record: 25-32  
 All-Time Series: Oral Roberts leads, 8-7  
 Stadium: J.L. Johnson Stadium  
 Dimensions: LF - 330, CF - 400, RF - 330  
 Website: www.ORUGoldenEagles.com

**PRAIRIE VIEW A&M**

Baseball Contact: Ryan McGinty  
 email: rjmcginty@pvam.edu  
 Office: (936) 261-9140  
 Cell: N/A  
 Press Box: N/A  
 Head Coach: Waskyla Cullivan  
 Career Record: 113-131 (5 years)  
 Record at School: 113-131 (5 years)  
 2013 Record: 27-27  
 All-Time Series: Never Played  
 Stadium: Panther Baseball Field (1,000)  
 Dimensions: LF - 330, CF - 400, RF - 330  
 Website: www.pvpanthers.com

**RICE**

Baseball Contact: John Sullivan  
 email: jsully@rice.edu  
 Office: (713) 348-5636  
 Cell: (832) 250-9000  
 Press Box: (713) 348-4931  
 Head Coach: Wayne Graham  
 Career Record: 1,572-513 (33 years)  
 Record at School: 997-400 (22 years)  
 2013 Record: 44-20  
 All-Time Series: Tied, 56-56  
 Stadium: Reckling Park (6,193)  
 Dimensions: LF - 330, CF - 400, RF - 330  
 Website: www.RiceOwls.com

**SAM HOUSTON STATE**

Baseball Contact: Kevin Rodriguez  
 email: krodriquez@shsu.edu  
 Office: (936) 294-1764  
 Cell: N/A  
 Press Box: N/A  
 Head Coach: David Pierce  
 Career Record: 78-44 (2 years)  
 Record at School: 78-44 (2 years)  
 2013 Record: 38-22  
 All-Time Series: Never Played  
 Stadium: Don Sanders Stadium  
 Dimensions: LF - 330, CF - 400, RF - 330  
 Website: www.GoBears.kats.com

**STEPHEN F. AUSTIN**

Baseball Contact: Kyle Rogers  
 email: rogerska1@sfasu.edu  
 Office: (936) 468-5801  
 Cell: (832) 573-5725  
 Press Box: (936) 559-8344  
 Head Coach: Johnny Cardenas  
 Career Record: 148-137 (5 years)  
 Record at School: 148-137 (5 years)  
 2013 Record: 28-29  
 All-Time Series: Tied, 1-1  
 Stadium: Jaycees Field (1,000)  
 Dimensions: LF - 330, CF - 400, RF - 330  
 Website: www.SFAJacks.com



2014 BIG 12 CONFERENCE OPPONENTS INFORMATION

**BAYLOR**

Baseball Contact: Zach Peters  
 E-mail: Zach\_Peters@Baylor.edu  
 Office: (254) 710-3784  
 Cell: (254) 749-0712  
 Press Box: (254) 754-5546  
 Head Coach: Steve Smith  
 Career Record: 695-460-1 (19 years)  
 Record at School: 695-460-1 (19 years)  
 Assistant Coaches: Steve Johnigan, Trevor Mote  
 Volunteer Coach: Adam Revelette  
 2013 Record: 27-28  
 Big 12 Record (Finish): 12-11 (5th)  
 Final Ranking: NR  
 All-Time Series: Texas Tech leads, 78-74  
 Stadium: Baylor Ballpark at Ferrell Field (5,000)  
 Dimensions: LF - 330, CF - 400, RF - 330  
 Website: www.BaylorBears.com | Twitter: @BaylorBaseball



**KANSAS**

Baseball Contact: D.J. Haurin  
 E-mail: dhaurin@ku.edu  
 Office: (785) 864-3575  
 Cell: (785) 312-2836  
 Press Box: (785) 854-4037  
 Head Coach: Ritch Price  
 Career Record: 574-529-3 (19 years)  
 Record at School: 357-309-2 (11 years)  
 Assistant Coaches: Ryan Graves, Ritchie Price  
 Volunteer Coach: Scott Hood  
 2013 Record: 34-25  
 Big 12 Record (Finish): 12-12 (6th)  
 Final Ranking: NR  
 All-Time Series: Texas Tech leads, 33-20  
 Stadium: Hognlund Ballpark (2,500)  
 Dimensions: LF - 330, CF - 400, RF - 330  
 Website: www.KUAthletics.com | Twitter: @KUBaseball



**KANSAS STATE**

Baseball Contact: Chris Kutz  
 E-mail: ckutz@kstatesports.com  
 Office: (785) 532-7976  
 Cell: (785) 307-5931  
 Press Box: (785) 532-5801  
 Head Coach: Brad Hill  
 Career Record: 756-334-3 (19 years)  
 Record at School: 338-243-3 (10 years)  
 Assistant Coaches: Mike Clement, Josh Reynolds  
 Volunteer Coach: Blake Kangas  
 2013 Record: 45-19  
 Big 12 Record (Finish): 16-8 (1st)  
 Final Ranking: No. 13  
 All-Time Series: Texas Tech leads, 28-25-1  
 Stadium: Tointon Family Stadium (2,331)  
 Dimensions: LF - 340, CF - 400, RF - 325  
 Website: www.kstatesports.com | Twitter: @kstate\_gameday



**OKLAHOMA**

Baseball Contact: Brendan Flynn  
 E-mail: brendan.flynn@ou.edu  
 Office: (405) 325-6449  
 Cell: (405) 596-9264  
 Press Box: (405) 325-8363  
 Head Coach: Pete Hughes  
 Career Record: 524-385-2 (17 years)  
 Record at School: 0-0  
 Assistant Coaches: Jamie Pinzino, Mike Anderson  
 Volunteer Coach: Ryan Connolly  
 2013 Record: 43-21  
 Big 12 Record (Finish): 13-11 (T-3rd)  
 Final Ranking: No. 15  
 All-Time Series: Oklahoma leads, 41-28-1  
 Stadium: L. Dale Mitchell Park (3,180)  
 Dimensions: LF - 335, CF - 411, RF - 335  
 Website: www.SoonerSports.com | Twitter: @OU\_Baseball



**BIG 12 CONFERENCE**

Media Relations Contact: Laura Rasmussen  
 E-mail: lrasmussen@Big12Sports.com  
 Office: (469) 524-1009  
 Cell: (505) 350-4448  
 Fax: (469) 524-1045  
 Website: www.big12sports.com  
 Twitter: @Big12Conference

Address:  
 400 E. John Carpenter Fwy.  
 Irving, TX 75062

Associate Commissioner - Communications/Baseball Liaison: Bob Burda

Big 12 Coordinator of Officials: Rich Fetchiet



**OKLAHOMA STATE**

Baseball Contact: Wade McWhorter  
 E-mail: wade.mcwhorter@okstate.edu  
 Office: (405) 744-7853  
 Cell: (405) 612-5240  
 Press Box: (405) 744-5757  
 Head Coach: Josh Holliday  
 Career Record: 41-19 (1 year)  
 Record at School: 41-19 (1 year)  
 Assistant Coaches: Rob Walton, Marty Lees  
 Volunteer Coach: Roland Fanning  
 2013 Record: 41-19  
 Big 12 Record (Finish): 13-10 (2nd)  
 Final Ranking: No. 19  
 All-Time Series: Oklahoma State leads, 35-26  
 Stadium: Allie P. Reynolds Stadium (4,000)  
 Dimensions: LF - 330, CF - 398, RF - 330  
 Website: www.okstate.com | Twitter: @OSUBaseball



**TCU**

Baseball Contact: Brandie Davidson  
 E-mail: b.davidson@tcu.edu  
 Office: (817) 257-9669  
 Cell: (817) 343-2050  
 Press Box: (817) 257-7966  
 Head Coach: Jim Schlossnagle  
 Career Record: 494-250 (12 years)  
 Record at School: 417-203 (10 years)  
 Assistant Coaches: Bill Mosiello, Kirk Saarloos  
 Volunteer Coach: Zach Etheredge  
 2013 Record: 29-28  
 Big 12 Record (Finish): 12-12 (7th)  
 Final Ranking: NR  
 All-Time Series: TCU leads, 84-66-1  
 Stadium: Lupton Stadium & Williams-Reilly Field (4,500)  
 Dimensions: LF - 330, CF - 400, RF - 330  
 Website: www.GoFrogs.com | Twitter: @TCU\_Baseball



**TEXAS**

Baseball Contact: Justin Moore  
 E-mail: justin.moore@utexas.edu  
 Office: (512) 232-9438  
 Cell: (270) 316-3748  
 Press Box: (512) 471-1146  
 Head Coach: Augie Garrido  
 Career Record: 1,874-871-9 (45 years)  
 Record at School: 723-347-2 (17 years)  
 Assistant Coaches: Skip Johnson, Tommy Nicholson  
 Volunteer Coach: Ryan Russ  
 2013 Record: 27-24  
 Big 12 Record (Finish): 7-17 (9th)  
 Final Ranking: NR  
 All-Time Series: Texas leads, 103-39  
 Stadium: UFCU Disch-Falk Field (6,649)  
 Dimensions: LF - 340, CF - 400, RF - 325  
 Website: www.TexasSports.com | Twitter: @Texas\_Baseball



**WEST VIRGINIA**

Baseball Contact: Grant Dovey  
 E-mail: grant.dovey@mail.wvu.edu  
 Office: (304) 293-9902  
 Cell: (304) 288-1901  
 Press Box: (304) 293-5988  
 Head Coach: Randy Mazey  
 Career Record: 219-186-2 (7 years)  
 Record at School: 33-26 (1 year)  
 Assistant Coaches: Derek Matlock, Steven Trout  
 Volunteer Coach: Daniel Carte  
 2013 Record: 33-26  
 Big 12 Record (Finish): 13-11 (T-3rd)  
 Final Ranking: NR  
 All-Time Series: West Virginia leads, 2-1  
 Stadium: Hawley Field (2,500)  
 Dimensions: LF - 325, CF - 390, RF - 325  
 Website: www.WVUSports.com | Twitter: @WVU\_Baseball



**NCAA**

Managing Director of Division I Baseball: Damani Leech  
 E-mail: dleech@ncaa.org  
 Office: (317) 917-6222

Director of Division I Baseball: Randy L. Buhr  
 E-mail: rlbuhr@ncaa.org  
 Office: (317) 917-6124

Division I Baseball Media Coordinator: J.D. Hamilton  
 E-mail: jhamilton@ncaa.org  
 Office: (317) 917-6124


Website: www.ncaa.org  
 Website: www.ncaa.com/cws







2014 TEXAS TECH RED RAIDERS



BACK ROW (Left-to-Right): Dalton Brown, Matt Withrow, Anthony Lyons, Blake Douglas, Jonny Drozd, Matt Custred, Johnathon Tripp, Justin Bethard, Ryan Moseley STANDING ROW (L-to-R): Bryan Simpson (head baseball trainer), Matt Gardner (assistant coach), Ray Hayward (pitching coach), Devon Conley, Mason Randolph, Matt Riney, Brock Hunt, Jake Barrios, Corey Taylor, Dylan Dusek, Tim Tadlock (head coach), J-Bob Thomas (assistant coach), Joe Hughes (director of operations) SITTING ROW (L-to-R): Lyle Danley (student trainer), Brody Allen (student manager), Sean Thompson, Dominic Moreno, Adam Kirsch, Chris Sadberry, Heath Herrington, Ty Dameron, Tyler Neslony, Stephen Smith, Ryan Long, Nick Pettus, Shishir Bhakta (equipment manager), Brooks Gustafson (student manager) GROUND ROW (L-to-R): Tyler Floyd, Todd Ritchie, Zach Davis, Matt Broadbent, Hunter Redman, Bryant Burleson, Cameron Smith, Tim Proudfoot, Alec Humphreys, Eric Gutierrez

2014 TEXAS TECH COACHING STAFF



(Left-to-Right): Joe Hughes (director of operations), Ray Hayward (pitching coach), Tim Tadlock (head coach), J-Bob Thomas (assistant coach/recruiting coordinator), Matt Gardner (volunteer assistant coach)

2014 TEXAS TECH SENIOR CLASS




(Left-to-Right): Devon Conley, Mason Randolph, Jonny Drozd, Jake Barrios, Adam Kirsch, Todd Ritchie





**1** **Tim Proudfoot**  
5-10, 170, Jr., INF  
North Bend, Wash.




**3** **Jake Barrios**  
6-2, 200, Sr., INF  
Weatherford, Okla.



**4** **Todd Ritchie**  
5-8, 145, Sr., OF  
Georgetown, Texas




**5** **Hunter Redman**  
6-0, 190, Jr., C  
Midland, Texas




**7** **Ryan Long**  
6-1, 195, Fr., INF  
Crandall, Texas



**8** **Alec Humphreys**  
5-9, 170, So., INF  
Midlothian, Texas



**9** **Adam Kirsch**  
6-1, 210, RS Sr., OF  
Spring, Texas



**10** **Tyler Neslony**  
6-0, 190, So., OF  
Corpus Christi, Texas



**11** **Stephen Smith**  
6-1, 225, Fr., OF/RHP  
Wolfforth, Texas



**12** **Eric Gutierrez**  
5-10, 190, So., UTL/LHP  
Mission, Texas



**13** **Dalton Brown**  
6-3, 245, So., RHP  
Ponder, Texas




**14** **Dominic Moreno**  
5-11, 185, Jr., RHP  
Farmington, N.M.



**16** **Tyler Floyd**  
5-9, 195, So., C  
Stephenville, Texas




**17** **Zach Davis**  
5-10, 160, So., OF  
Houston, Texas



**18** **Mason Randolph**  
6-2, 190, Sr., C  
Lubbock, Texas



**20** **Cameron Smith**  
5-11, 155, Jr., LHP  
Seabrook, Texas




**21** **Bryant Burleson**  
5-10, 185, Jr., INF  
Midland, Texas



**25** **Matt Broadbent**  
5-10, 190, Fr., INF  
Cypress, Texas



**26** **Nick Pettus**  
5-11, 180, Jr., RHP/INF  
Broken Arrow, Okla.



**28** **Devon Conley**  
6-0, 170, RS Sr., OF  
Rio Rancho, N.M.






**29** Anthony Lyons  
6-5, 225, Fr., OF  
Arlington, Texas



**30** Jonny Drozd  
6-7, 200, Sr., LHP  
Lake Dallas, Texas



**32** Justin Bethard  
6-3, 200, So., RHP  
Frisco, Texas



**34** Corey Taylor  
6-0, 255, Jr., RHP  
Kennedale, Texas



**35** Matt Withrow  
6-4, 215, So., RHP  
Odessa, Texas




**36** Ty Damron  
6-2, 195, Fr., LHP  
Krum, Texas




**37** Matt Custred  
6-6, 230, So., RHP  
Keller, Texas



**38** Johnathon Tripp  
6-5, 190, So., RHP/UTL  
Spring, Texas



**39** Brock Hunt  
6-2, 185, RS So., RHP  
Madison, Miss.



**41** Dylan Dusek  
6-1, 190, Fr., LHP  
Sugar Land, Texas



**42** Chris Sadberry  
6-1, 200, RS Jr., LHP  
Holliday, Texas




**44** Ryan Moseley  
6-3, 185, Fr., RHP  
Lubbock, Texas



**45** Heath Herrington  
6-0, 185, RS Jr., RHP  
Amarillo, Texas



**46** Matt Riney  
6-3, 155, Fr., RHP  
Weatherford, Texas



**48** Sean Thompson  
6-0, 215, Fr., RHP  
Southlake, Texas



**49** Blake Douglas  
6-6, 225, RS So., RHP  
McKinney, Texas



**6** Tim Tadlock  
Head Coach  
2nd Season



**33** Ray Hayward  
Pitching Coach  
2nd Season



**19** J-Bob Thomas  
Assistant Coach  
2nd Season



**15** Matt Gardner  
Assistant Coach  
1st Season



Joe Hughes  
Director of Baseball Operations  
2nd Season



## 2014 NUMERICAL ROSTER

| NO. | NAME             | POS     | HT   | WT  | B/T | CL/EXP    | HOMETOWN/HIGH SCHOOL/PREVIOUS SCHOOL              |
|-----|------------------|---------|------|-----|-----|-----------|---|
| 1   | Tim Proudfoot    | INF     | 5-10 | 180 | R/R | Jr./2L    | North Bend, Wash./Mount Si                        |
| 3   | Jake Barrios     | INF     | 6-2  | 200 | R/R | Sr./1L    | Weatherford, Okla./Weatherford/Seward County CC   |
| 4   | Todd Ritchie     | OF      | 5-8  | 145 | L/L | Sr./1L    | Georgetown, Texas/Georgetown/Howard College       |
| 5   | Hunter Redman    | C       | 6-0  | 190 | R/R | Jr./TR    | Midland, Texas/Midland Christian/Midland College  |
| 7   | Ryan Long        | INF     | 6-1  | 195 | L/R | Fr./HS    | Crandall, Texas/Crandall                          |
| 8   | Alec Humphreys   | INF     | 5-9  | 170 | R/R | So./1L    | Midlothian, Texas/Midlothian                      |
| 9   | Adam Kirsch      | OF      | 6-1  | 210 | R/R | Sr./TR    | Spring, Texas/Spring/FIU                          |
| 10  | Tyler Neslony    | OF      | 6-0  | 190 | L/R | So./1L    | Corpus Christ, Texas/Calallen                     |
| 11  | Stephen Smith    | OF/RHP  | 6-1  | 225 | R/R | Fr./HS    | Wolfforth, Texas/Frenship                         |
| 12  | Eric Gutierrez   | UTL/LHP | 5-10 | 190 | R/L | So./1L    | Mission, Texas/Sharyland                          |
| 13  | Dalton Brown     | RHP     | 6-3  | 245 | R/R | So./1L    | Ponder, Texas/Ponder                              |
| 14  | Dominic Moreno   | RHP     | 5-11 | 185 | R/R | Jr./1L    | Farmington, N.M./Piedra Vista/Howard College      |
| 16  | Tyler Floyd      | C       | 5-9  | 195 | R/R | So./TR    | Stephenville, Texas/Stephenville/McLennan CC      |
| 17  | Zach Davis       | OF      | 5-10 | 160 | R/R | So./1L    | Houston, Texas/Cypress Lakes                      |
| 18  | Mason Randolph   | C       | 6-2  | 195 | S/R | Sr./3L    | Lubbock, Texas/Coronado                           |
| 20  | Cameron Smith    | LHP     | 5-11 | 155 | L/L | Jr./TR    | Seabrook, Texas/Clear Lake/New Mexico JC          |
| 21  | Bryant Burleson  | INF     | 5-10 | 185 | R/R | Jr./2L    | Midland, Texas/Midland Christian                  |
| 25  | Matt Broadbent   | INF     | 5-10 | 190 | R/R | Fr./HS    | Cypress, Texas/Cypress Woods                      |
| 26  | Nick Pettus      | RHP/INF | 5-11 | 180 | R/R | Jr./TR    | Broken Arrow, Okla./Broken Arrow/Seminole State   |
| 28  | Devon Conley     | OF      | 6-0  | 170 | R/R | RS Sr./1L | Rio Rancho, N.M./Rio Rancho/New Mexico JC         |
| 29  | Anthony Lyons    | OF      | 6-5  | 225 | L/L | Fr./HS    | Arlington, Texas/Arlington Martin                 |
| 30  | Jonny Drozd      | LHP     | 6-7  | 200 | L/L | Sr./1L    | Lake Dallas, Texas/Lake Dallas/Grayson County     |
| 32  | Justin Bethard   | RHP     | 6-3  | 200 | R/R | So./1L    | Frisco, Texas/Centennial                          |
| 34  | Corey Taylor     | RHP     | 6-0  | 255 | R/R | Jr./1L    | Kennedale, Texas/Kennedale/Cisco College          |
| 35  | Matt Withrow     | RHP     | 6-4  | 215 | R/R | So./1L    | Odessa, Texas/Midland Christian                   |
| 36  | Ty Damron        | LHP     | 6-2  | 195 | L/L | Fr./HS    | Krum, Texas/Krum                                  |
| 37  | Matt Custred     | RHP     | 6-6  | 230 | R/R | So./1L    | Keller, Texas/Keller                              |
| 38  | Johnathon Tripp  | RHP/UTL | 6-5  | 190 | R/R | So./1L    | Spring, Texas/Klein                               |
| 39  | Brock Hunt       | RHP     | 6-2  | 185 | R/R | RS So./TR | Madison, Miss./Madison Central/Howard College     |
| 41  | Dylan Dusek      | LHP     | 6-1  | 190 | L/L | Fr./HS    | Sugar Land, Texas/Kempner                         |
| 42  | Chris Sadberry   | LHP     | 6-1  | 200 | L/L | RS Jr./TR | Holliday, Texas/Holliday/Grayson County           |
| 44  | Ryan Moseley     | RHP     | 6-3  | 185 | R/R | Fr./HS    | Lubbock, Texas/Cooper                             |
| 45  | Heath Herrington | RHP     | 6-0  | 185 | R/R | RS Jr./RS | Amarillo, Texas/Amarillo/Cisco College            |
| 46  | Matt Riney       | RHP     | 6-3  | 155 | R/R | Fr./HS    | Weatherford, Texas/Weatherford                    |
| 48  | Sean Thompson    | RHP     | 6-0  | 215 | R/R | Fr./HS    | Southlake, Texas/Southlake Carroll                |
| 49  | Blake Douglas    | RHP     | 6-6  | 225 | R/R | RS So./TR | McKinney, Texas/McKinney Boyd/Weatherford College |

## 2014 ALPHABETICAL ROSTER

| NO | NAME             | POS |
|----|------------------|-----|
| 3  | Jake Barrios     | INF |
| 32 | Justin Bethard   | RHP |
| 25 | Matt Broadbent   | INF |
| 13 | Dalton Brown     | RHP |
| 21 | Bryant Burleson  | INF |
| 28 | Devon Conley     | OF  |
| 37 | Matt Custred     | RHP |
| 36 | Ty Damron        | LHP |
| 17 | Zach Davis       | OF  |
| 49 | Blake Douglas    | RHP |
| 30 | Jonny Drozd      | LHP |
| 41 | Dylan Dusek      | LHP |
| 16 | Tyler Floyd      | C   |
| 12 | Eric Gutierrez   | INF |
| 45 | Heath Herrington | RHP |
| 8  | Alec Humphreys   | INF |
| 39 | Brock Hunt       | RHP |
| 9  | Adam Kirsch      | OF  |
| 7  | Ryan Long        | INF |
| 29 | Anthony Lyons    | OF  |
| 14 | Dominic Moreno   | RHP |
| 44 | Ryan Moseley     | RHP |
| 10 | Tyler Neslony    | OF  |
| 26 | Nick Pettus      | RHP |
| 1  | Tim Proudfoot    | INF |
| 18 | Mason Randolph   | C   |
| 5  | Hunter Redman    | C   |
| 46 | Matt Riney       | RHP |
| 4  | Todd Ritchie     | OF  |
| 42 | Chris Sadberry   | LHP |
| 20 | Cameron Smith    | LHP |
| 11 | Stephen Smith    | OF  |
| 34 | Corey Taylor     | RHP |
| 48 | Sean Thompson    | RHP |
| 38 | Johnathon Tripp  | RHP |
| 35 | Matt Withrow     | RHP |

### COACHING STAFF

|    |                |                           |             |
|----|----------------|---------------------------|-------------|
| 6  | Tim Tadlock    | Head Coach                | 2nd Season  |
| 33 | Jay Hayward    | Pitching Coach            | 2nd Season  |
| 19 | J-Bob Thomas   | Assistant Coach           | 2nd Season  |
| 15 | Matt Gardner   | Volunteer Assistant Coach | 1st Season  |
|    | Joe Hughes     | Director of Operations    | 2nd Season  |
|    | Bryan Simpson  | Athletic Trainer          | 1st Season  |
|    | Shishir Bhakta | Equipment Manager         | 14th Season |

### PRONUNCIATION GUIDE

|    |                |                   |
|----|----------------|-------------------|
| 3  | Jake BARRIOS   | BARE-ee-oss       |
| 32 | Justin BETHARD | BETH-urd          |
| 28 | DEVON Conley   | DEV-in            |
| 37 | Matt CUSTRED   | CUSS-tred         |
| 36 | Ty DAMRON      | DAM-ren           |
| 41 | Dylan DUSEK    | DUE-sheck         |
| 30 | Jonny DROZD    | drozed            |
| 8  | ALEC HUMPHREYS | AL-eck HUM-freeze |
| 9  | Adam KIRSCH    | Kersh             |
| 40 | Dominic MORENO | muh-REN-oh        |
| 10 | Tyler NESLONY  | nez-LOE-nee       |
| 26 | Nick PETTUS    | PET-us            |

### EXPERIENCE BREAKDOWN

Seniors (6) \_\_\_\_\_ Barrios, Conley, Drozd, Kirsch, Randolph, Ritchie  
 Juniors (9) \_\_\_\_\_ Burleson, Herrington, Moreno, Pettus, Proudfoot  
 Redman, Sadberry, C. Smith, Taylor  
 Sophomores (12) \_\_\_\_\_ Bethard, Brown, Custred, Davis, Douglas,  
 Floyd, Gutierrez, Hunt, Neslony, Tripp, Withrow  
 Freshmen (9) \_\_\_\_\_ Broadbent, Damron, Dusek, Long, Lyons,  
 Moseley, Riney, S. Smith, Thompson

### STATE BREAKDOWN

Texas (30) \_\_\_\_\_ Bethard, Broadbent, Brown, Burleson, Custred,  
 Damron, Davis, Douglas, Drozd, Dusek, Floyd, Gutierrez,  
 Herrington, Humphreys, Kirsch, Long, Lyons, Moseley,  
 Neslony, Randolph, Redman, Riney, Ritchie, Sadberry,  
 C. Smith, S. Smith, Taylor, Thompson, Tripp, Withrow  
 Oklahoma (2) \_\_\_\_\_ Barrios, Pettus  
 New Mexico (2) \_\_\_\_\_ Conley, Moreno  
 Mississippi (1) \_\_\_\_\_ Hunt  
 Washington (1) \_\_\_\_\_ Proudfoot

### POSITION BREAKDOWN (secondary position)

Pitchers (18) \_\_\_\_\_ Bethard, Brown, Custred, Damron, Douglas, Drozd,  
 Dusek, Herrington, Hunt, Moreno, Moseley, Pettus (INF), Riney,  
 Sadberry, C. Smith, Taylor, Thompson, Tripp (UTL), Withrow  
 Catchers (3) \_\_\_\_\_ Floyd, Randolph, Redman,  
 Infielders (7) \_\_\_\_\_ Barrios, Broadbent, Burleson, Gutierrez (OF),  
 Humphreys, Long, Proudfoot,  
 Outfielders (7) \_\_\_\_\_ Conley, Davis, Kirsch, Lyons, Neslony, Ritchie,  
 S. Smith (RHP)





2014 TEXAS TECH SCHEDULE

Table with columns: Day, Date, Opponent, Location, Stadium, Time, TV. Rows include games from Feb 14 to June 25, featuring opponents like Indiana, Oral Roberts, BYU, New Mexico State, Texas, and Oklahoma.

\* Big 12 Conference games
# Brooks Wallace Memorial Series (Lubbock, Texas - Dan Law Field at Rip Griffin Park - 4,528)
+ Houston College Classic (Houston, Texas - Minute Maid Park - 40,963)

FCS FOX College Sports
FS1 FOX Sports 1
FSW FOX Sports Southwest
PLUS FOX Sports Southwest Plus

- Bold indicates home games played at Dan Law Field at Rip Griffin Park (4,528) on the campus of Texas Tech University
- All times are Central Standard Time (CST) and are subject to rescheduling, weather and television.
- Log on to www.TexasTech.com for the latest on any possible scheduling changes or updates.



## HOUSTON COLLEGE CLASSIC (FEB. 28-MAR. 2, 2014) - HOUSTON, TEXAS

| Day         | Date          | Matchup                                 | Location              | Stadium                 | Time/TV           |
|-------------|---------------|---|-----------------------|-------------------------|-------------------|
| Fri.        | Feb. 28       | <b>Texas Tech vs. Houston</b>           | Houston, Texas        | Minute Maid Park        | 12:05 p.m.        |
| Fri.        | Feb. 28       | Sam Houston State vs. TCU               | Houston, Texas        | Minute Maid Park        | 3:35 p.m.         |
| Fri.        | Feb. 28       | Rice vs. Texas                          | Houston, Texas        | Minute Maid Park        | 7:05 p.m.         |
| <b>Sat.</b> | <b>Mar. 1</b> | <b>Sam Houston State vs. Texas Tech</b> | <b>Houston, Texas</b> | <b>Minute Maid Park</b> | <b>12:05 p.m.</b> |
| Sat.        | Mar. 1        | Houston vs. Texas                       | Houston, Texas        | Minute Maid Park        | 3:35 p.m.         |
| Sat.        | Mar. 1        | TCU vs. Rice                            | Houston, Texas        | Minute Maid Park        | 7:05 p.m.         |
| Sun.        | Mar. 2        | Texas vs. Sam Houston State             | Houston, Texas        | Minute Maid Park        | 10:05 a.m.        |
| <b>Sun.</b> | <b>Mar. 2</b> | <b>Rice vs. Texas Tech</b>              | <b>Houston, Texas</b> | <b>Minute Maid Park</b> | <b>1:35 p.m.</b>  |
| Sun.        | Mar. 2        | TCU vs. Houston                         | Houston, Texas        | Minute Maid Park        | 5:05 p.m.         |

\*\*\* Second team listed for each game will be the HOME TEAM.

All times are Central Standard Time (CT) and are subject to rescheduling, weather and television. Log on to [www.texastech.com](http://www.texastech.com) for the latest on any possible scheduling changes.





BIG 12 CHAMPIONSHIP (MAY 21-25, 2014) - OKLAHOMA CITY, OKLA.



2014 Phillips 66 Big 12 Baseball Championship

Chickasaw Bricktown Ballpark • Oklahoma City

Wednesday-Sunday, May 21-25

Wednesday, May 21

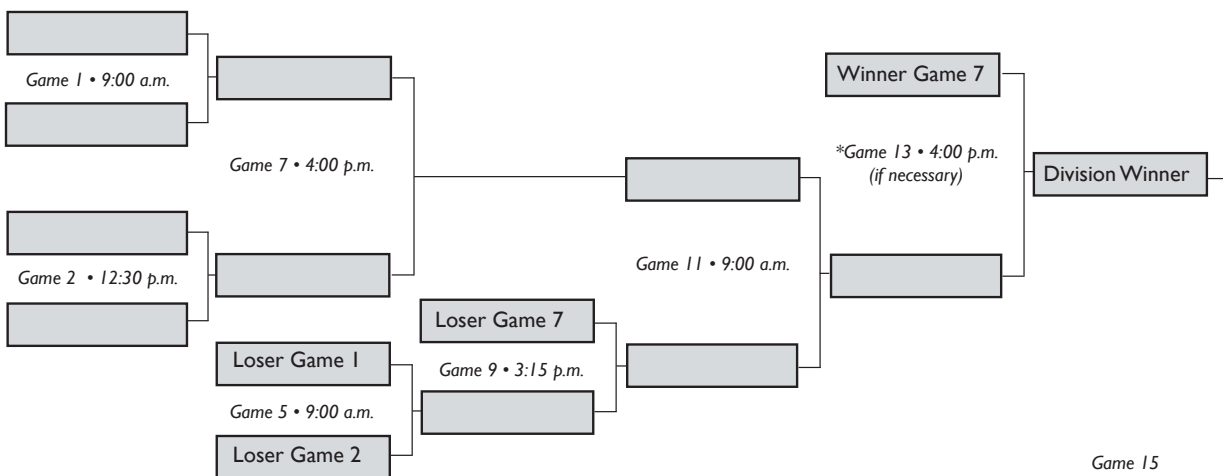
Thursday, May 22

Friday, May 23

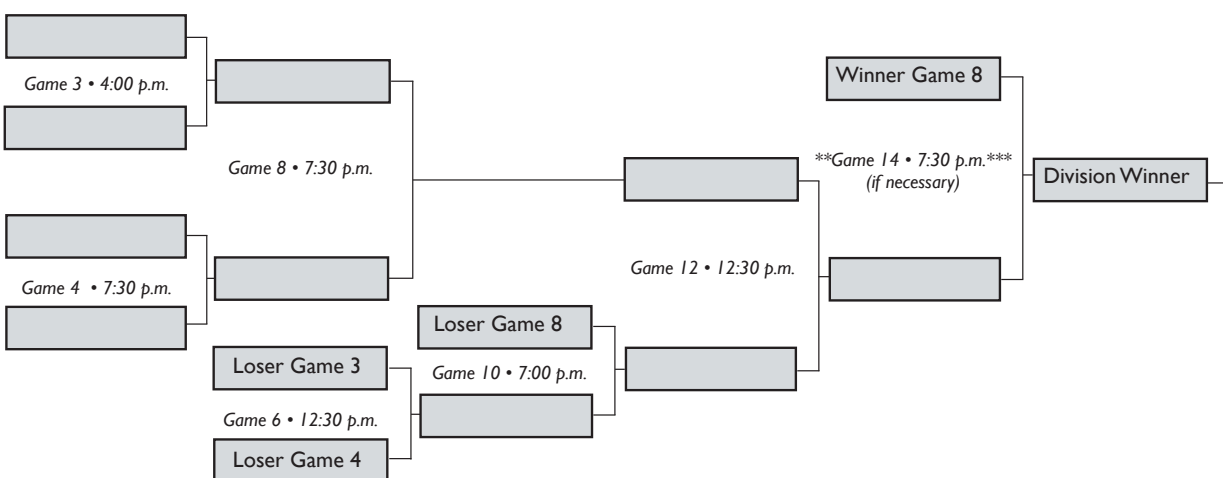
Saturday, May 24

Sunday, May 25

DIVISION ONE OR TWO



DIVISION ONE OR TWO



Game 15  
4:30 p.m.  
FOX Sports 1

Big 12  
Champion

All times Central.

Game times to be assigned once seeds and divisions are determined.

Day One matchups will feature: Division One: Seeds 4 vs. 5, 1 vs. 8 • Division Two: Seeds 3 vs. 6, 2 vs. 7

\*Game 13 will be necessary if the winner of Game 9 also wins Game 11.

\*\*Game 14 will be necessary if the winner of Game 10 also wins Game 12.

\*\*\*If Game 13 is unnecessary, Game 14 will be played at 4 p.m. rather than 7:30 p.m.

Note: If both bracket winners are undefeated after Game 12, Games 13 & 14 will not be played and the two undefeated teams will play in the championship game on Sunday at 1 p.m.



DAN LAW FIELD AT RIP GRIFFIN PARK



The Texas Tech baseball program received private donations for a \$5 million renovation to its home stadium prior to the 2012 season which made the home of Red Raider baseball one of the best on-campus collegiate baseball facilities in the country.

Dan Law Field at Rip Griffin Park (4,528) opened in 2012 with many notable structural improvements, including 10 luxury suites, a new press box complete with radio, television and broadcast areas along with a club level with outdoor seating for 75 individuals.

Additional highlights of the renovation include a shading structure that covers the area in the center portion of the grandstands, the addition of 1,154 chair-back seats that replaced aluminum bleacher seating, a tensioned back-stop netting that provides an unobstructed view of the playing field, additional five rows of field seating that places the fans closer to the action, elevator for club/suite/press box access and a circular landscaped seating area with brick inlaid Double T in front of the entrance of the stadium.

Already owning one of the top home-field advantages in the nation, Texas Tech looks to continue its home-field dominance where it has won over 75 percent of its home games the past 26 years (638-216-1). In fact, the Red Raiders are 975-465-5 all-time at its home venue.

Tech's fan base has been an integral component to the Red Raiders success over the years in Lubbock, as Texas Tech's fans have ranked among the top 31 in the nation over the past 18 years, including averaging 2,527 fans in 2013 which ranked 26th in the country.

Texas Tech's stadium has been home to various NCAA Regional and conference postseason events as Tech has been selected to host an NCAA baseball regional on three occasions.

In 1999, Texas Tech hosted the four-team NCAA Regional in Lubbock and ranked sixth among the 16 regionals in attendance as the tourney drew a total of 19,869 fans to see Texas Tech, Rice, Rutgers and Wisconsin-Milwaukee play. Tech averaged 2,838 fans during the seven-game tournament. The 1997 NCAA Regional drew 4,992 fans to see Tech play Texas State. Overall, the 10 games in the 1997 NCAA Regional drew 23,407 total fans, an average of 2,304 fans per game. In 1996, an average of 2,808 fans attended per game as Tech hosted a six-team NCAA Regional.

Texas Tech also hosted the 1996 Southwest Conference Tournament. The four-day event, which drew all seven SWC teams for the first time in history, saw 31,542 fans enter the gates, an average of 2,628 per game.

Several renovations have helped make the home of Red Raider Baseball one of the top venues across the country. In 2001 the university showed its support of with a \$1.7 million project for a new clubhouse, outfield fence and interior brick facade.

Two years later, Tech officials made another addition with a new scoreboard, complete with a state-of-the-art video screen. RaiderVision, Texas Tech's in-house television department, provides Tech fans a first-class "live" video screen that offers instant replays and various camera angles to help increase the excitement of the game. This project was approximately \$600,000.

With the addition of FieldTurf for the playing surface installed in 2007 and a remodel of the clubhouse in the summer of 2009, Dan Law Field at Rip Griffin Park has become one of the premier college baseball facilities in the nation.







DAN LAW FIELD AT RIP GRIFFIN PARK RECORD BOOK

MISCELLANEOUS

Table with 2 columns: Category and Value. Includes All-Time Record (41-21), Most Games (33), Most Wins (22), Most Losses (11), Winning Percentage (.666), Longest Winning Streak (10 games), Longest Losing Streak (3 games), Extra-Inning Games (2), 3-Hour Plus Games (9 2x).

Margin of Victory: 20, Alabama A&M (5) at Texas Tech (25) (March 14, 2012); 20, Alabama A&M (1) at Texas Tech (21) (March 13, 2012); Margin of Defeat: 9, Missouri (9) at Texas Tech (0) (April 27, 2012)

LONGEST GAMES (Innings)

Longest Game (Innings): 14 inn., #25 Texas (6) at Texas Tech (7) (April 6, 2012); 12 inn., LaSalle (6) at Texas Tech (5) (March 1, 2013); 12 inn., Houston (9) at Texas Tech (April 15, 2012)

LONGEST GAMES (Time)

Longest Game (Time): 4:16, #25 Texas (6) at Texas Tech (7) (April 6, 2012); 4:12, Houston (9) at Texas Tech (10) (April 15, 2012); 3:40, #20 Arizona State (7) at Texas Tech (8) (March 19, 2013); 3:37, TCU (7) at Texas Tech (8) (March 31, 2013); 3:35, #25 Texas (14) at Texas Tech (3) (April 7, 2012); 3:31, Baylor (15) at Texas Tech (8) (May 18, 2013); 3:21, #17 New Mexico (8) at Texas Tech (12) (April 30, 2013); 3:20, UT Arlington (13) at Texas Tech (12) (March 10, 2013); 3:19, #19 Oklahoma State (11) at Texas Tech (5) (May 4, 2013); 3:19, New Mexico State (7) at Texas Tech (6) (March 27, 2012)

FIRST-PITCH TEMPERATURES

Warmest First-Pitch Temp.: 99°, Baylor (7) at Texas Tech (1) (May 17, 2013); Coldest First-Pitch Temp.: 39°, Tennessee Tech (0) at Texas Tech (8) (Feb. 19, 2012); Warmest February Temp.: 69°, Northern Illinois (4) at Texas Tech (10) (Feb. 26, 2012); Warmest March Temp.: 86°, New Mexico State (7) at Texas Tech (6) (March 27, 2012); Warmest April Temp.: 88° 3x, Lubbock Christian (6) at Texas Tech (5) (April 14, 2013)\*; Warmest May Temp.: 99°, Baylor (7) at Texas Tech (1) (May 17, 2013)

Coldest February Temp.: 39°, Tennessee Tech (0) at Texas Tech (8) (Feb. 19, 2012); Coldest March Temp.: 45°, UT Arlington (13) at Texas Tech (12) (March 10, 2013); Coldest April Temp.: 43°, New Mexico State (1) at Texas Tech (6) (April 23, 2013); Coldest May Temp.: 70°, #19 Oklahoma State (2) at Texas Tech (5) (May 3, 2013)

\* - Most recent

- Dan Law Field at Rip Griffin Park was built prior to the 2012 season following a \$5 million renovation that included numerous changes to the original facility. Upgrades included, suites, press box, stadium club, outdoor club-level seating, shading structure that covers the center portion of the grandstands, 1,154 individual chair-back seats and a tensioned backstop netting. The first game played at Dan Law Field at Rip Griffin Park was a 4-1 victory by Texas Tech over Missouri State on Feb. 17, 2012. The previous ballpark, Dan Law Field, was the home of Red Raider baseball from 1987-2011.

TOP 3-GAME SERIES ATTENDANCE

Table with 4 columns: Series, Dates, Total, Average. Lists top 10 series attendances.

TOP 2-GAME SERIES ATTENDANCE

Table with 4 columns: Series, Dates, Total, Average. Lists top 4 two-game series attendances.

TOP ATTENDANCE MARKS

Opening Day: 2,605, vs. #31 Missouri State (Feb. 17, 2012); Day Game: 4,212, vs. #25 Texas (April 7, 2012); Night Game: 4,281, vs. #25 Texas (April 6, 2012); Midweek Game: 3,309, vs. Alabama A&M (March 13, 2012)

Series Opener: 3,277, vs. #27 Oklahoma (March 23, 2012); Middle Game: 4,281, vs. #25 Texas (April 6, 2012); Series Finale: 4,212, vs. #25 Texas (April 7, 2012); Total Attendance: 94,173, 33 games (2012); Average Attendance: 2,853, 33 games (2012); 3,000 + Attendance Games in a Season: 9 (2012); 4,000 + Attendance Games in a Season: 3 (2012); Consecutive 3,000+ attendances: 3 2x, April 5-11, 2012 (2012)\*

Monday: 2,311, vs. Northern Illinois (February 27, 2012); Tuesday: 3,309, vs. Alabama A&M (March 13, 2012); Wednesday: 2,615, vs. Alabama A&M (March 14, 2012); Thursday: 3,216, vs. #25 Texas (April 5, 2012); Friday: 4,281, vs. #25 Texas (April 6, 2012); Saturday: 4,212, vs. #25 Texas (April 7, 2012); Sunday: 3,472, vs. #27 Oklahoma (March 25, 2012)

TOP-30 ATTENDANCE MARKS - SINGLE GAME

Table with 4 columns: Game, Date, Attendance, Result. Lists top 30 single game attendances.

YEARLY ATTENDANCE - NCAA RANKINGS

Table with 7 columns: Year, Dates, Total, Rank, Average, Rank, Record. Shows yearly attendance and NCAA rankings.



DAN LAW FIELD AT RIP GRIFFIN PARK RECORD BOOK

TEAM BATTING

Texas Tech

At-Bats \_\_\_\_\_ 52, vs. #25 Texas (April 6, 2012)  
 Runs \_\_\_\_\_ 25, vs. Alabama A&M (March 14, 2012)  
 Hits \_\_\_\_\_ 23, vs. Alabama A&M (March 14, 2012)  
 Doubles \_\_\_\_\_ 8, vs. Alabama A&M (March 13, 2012)  
 Triples \_\_\_\_\_ 2 3x, vs. Missouri (April 29, 2012)\*  
 Home Runs \_\_\_\_\_ 3, vs. Northern Illinois (February 26, 2012)  
 RBI \_\_\_\_\_ 24, vs. Alabama A&M (March 14, 2012)  
 Total Bases \_\_\_\_\_ 33, vs. Alabama A&M (March 14, 2012)  
 Walks \_\_\_\_\_ 10, vs. Lubbock Christian (April 14, 2013)  
 Strikeouts \_\_\_\_\_ 14, vs. New Mexico State (March 27, 2012)  
 Stolen Bases \_\_\_\_\_ 7, vs. Alabama A&M (March 13, 2012)  
 Hit-by-Pitch \_\_\_\_\_ 6 2x, Alabama A&M (March 14, 2012)\*  
 Sacrifice Hits \_\_\_\_\_ 4, vs. Dallas Baptist (April 11, 2012)  
 Sacrifice Flies \_\_\_\_\_ 3, vs. Northern Illinois (February 15, 2013)  
 Left on Base \_\_\_\_\_ 13, vs. #25 Texas (April 6, 2012)  
 Hit into Double Play \_\_\_\_\_ 4, vs. #31 Missouri State (February 19, 2012)

Opponent

At-Bats \_\_\_\_\_ 50, vs. #25 Texas (April 6, 2012)  
 Runs \_\_\_\_\_ 15 2x, vs. Baylor (May 18, 2013)\*  
 Hits \_\_\_\_\_ 19, vs. #25 Texas (April 7, 2012)  
 Doubles \_\_\_\_\_ 6, vs. New Mexico (April 30, 2013)  
 Triples \_\_\_\_\_ 2, vs. Baylor (May 18, 2013)  
 Home Runs \_\_\_\_\_ 2 4x, vs. #19 Oklahoma State (May 4, 2013)\*  
 RBI \_\_\_\_\_ 14, vs. Baylor (May 18, 2013)  
 Total Bases \_\_\_\_\_ 26, vs. #19 Oklahoma State (May 4, 2013)  
 Walks \_\_\_\_\_ 12, vs. Baylor (May 18, 2013)  
 Strikeouts \_\_\_\_\_ 17, vs. Northern Illinois (February 15, 2013)  
 Stolen Bases \_\_\_\_\_ 4, vs. #20 Arizona State (March 19, 2013)  
 Hit-by-Pitch \_\_\_\_\_ 4 2x, vs. Baylor (May 18, 2013)\*  
 Sacrifice Hits \_\_\_\_\_ 3 3x, vs. #19 Oklahoma State (May 4, 2013)\*  
 Sacrifice Flies \_\_\_\_\_ 2 3x, vs. #19 Oklahoma State (May 4, 2013)\*  
 Left on Base \_\_\_\_\_ 14 2x, vs. Baylor (May 17, 2013)\*  
 Hit into Double Play \_\_\_\_\_ 4, vs. TCU (March 29, 2013)

Both Teams Combined

At-Bats \_\_\_\_\_ 102, vs. #25 Texas (April 6, 2012)  
 Runs \_\_\_\_\_ 30, vs. Alabama A&M (March 14, 2012)  
 Hits \_\_\_\_\_ 32, vs. Houston (April 15, 2012)  
 Doubles \_\_\_\_\_ 9 4x, vs. #17 New Mexico (April 30, 2013)\*  
 Triples \_\_\_\_\_ 2 11x, vs. Baylor (May 18, 2013)\*  
 Home Runs \_\_\_\_\_ 4 2x, vs. Kansas State (May 17, 2012)\*  
 RBI \_\_\_\_\_ 27, vs. Alabama A&M (March 14, 2012)  
 Total Bases \_\_\_\_\_ 49, vs. Florida Gulf Coast (March 21, 2012)  
 Walks \_\_\_\_\_ 16, vs. TCU (March 31, 2013)  
 Strikeouts \_\_\_\_\_ 26, vs. #25 Texas (April 6, 2012)  
 Stolen Bases \_\_\_\_\_ 8 3x, vs. #20 Arizona State (March 19, 2013)\*  
 Hit-by-Pitch \_\_\_\_\_ 7, vs. Baylor (May 18, 2013)  
 Sacrifice Hits \_\_\_\_\_ 5, vs. #25 Texas (April 6, 2012)  
 Sacrifice Flies \_\_\_\_\_ 3 4x, vs. #19 Oklahoma State (May 4, 2013)\*  
 Left on Base \_\_\_\_\_ 23, vs. Northern Illinois (February 15, 2013)  
 Hit into Double Play \_\_\_\_\_ 6, vs. TCU (March 29, 2013)

\* - Most recent

TEAM PITCHING

Texas Tech

Innings \_\_\_\_\_ 14.0, vs. #25 Texas (April 6, 2012)  
 Most Runs Allowed \_\_\_\_\_ 14, vs. #25 Texas (April 7, 2012)  
 Fewest Hits Allowed \_\_\_\_\_ 1, vs. #31 Missouri State (February 17, 2012)  
 Most Hits Allowed \_\_\_\_\_ 19, vs. #25 Texas (April 7, 2012)  
 Walks \_\_\_\_\_ 12, vs. Baylor (May 18, 2013)  
 Strikeouts \_\_\_\_\_ 17, vs. Northern Illinois (February 15, 2013)  
 Wild Pitches \_\_\_\_\_ 5, vs. UT Arlington (March 10, 2013)  
 Hit Batters \_\_\_\_\_ 4, vs. Dallas Baptist (May 7, 2013)  
 Balks \_\_\_\_\_ 2, vs. Baylor (May 16, 2013)  
 Home Runs Allowed \_\_\_\_\_ 2 4x, vs. #19 Oklahoma State (May 4, 2013)\*  
 Pitches Thrown \_\_\_\_\_ 215, vs. Baylor (May 18, 2013)

Opponent

Innings \_\_\_\_\_ 13.2, vs. #25 Texas (April 6, 2012)  
 Most Runs Allowed \_\_\_\_\_ 25, vs. Alabama A&M (March 14, 2012)  
 Fewest Hits Allowed \_\_\_\_\_ 4, vs. BYU (February 16, 2013)  
 Most Hits Allowed \_\_\_\_\_ 23, vs. Alabama A&M (March 14, 2012)  
 Walks \_\_\_\_\_ 10, vs. Lubbock Christian (April 14, 2013)  
 Strikeouts \_\_\_\_\_ 14, vs. New Mexico State (March 27, 2012)  
 Wild Pitches \_\_\_\_\_ 5, vs. Northern Illinois (February 15, 2013)  
 Hit Batters \_\_\_\_\_ 6 2x, vs. Alabama A&M (March 14, 2012)\*  
 Balks \_\_\_\_\_ 2, vs. Alabama A&M (March 14, 2012)  
 Home Runs Allowed \_\_\_\_\_ 3, vs. Northern Illinois (February 26, 2012)  
 Pitches Thrown \_\_\_\_\_ 232, vs. #25 Texas (April 6, 2012)

Both Teams Combined

Innings \_\_\_\_\_ 27.2, vs. #25 Texas (April 6, 2012)  
 Most Runs Allowed \_\_\_\_\_ 30, vs. Alabama A&M (March 14, 2012)  
 Fewest Hits Allowed \_\_\_\_\_ 7, vs. #31 Missouri State (February 17, 2012)  
 Most Hits Allowed \_\_\_\_\_ 32, vs. Houston (April 15, 2012)  
 Walks \_\_\_\_\_ 16, vs. TCU (March 31, 2013)  
 Strikeouts \_\_\_\_\_ 26, vs. #25 Texas (April 6, 2012)  
 Wild Pitches \_\_\_\_\_ 7, vs. UT Arlington (March 10, 2013)  
 Hit Batters \_\_\_\_\_ 7, vs. Baylor (May 18, 2013)  
 Balks \_\_\_\_\_ 2 2x, vs. Baylor (May 16, 2013)\*  
 Home Runs Allowed \_\_\_\_\_ 4 2x, vs. Kansas State (May 17, 2012)\*  
 Pitches Thrown \_\_\_\_\_ 433, vs. #25 Texas (April 6, 2012)

TEAM FIELDING

Texas Tech

Total Chances \_\_\_\_\_ 60, vs. #25 Texas (April 6, 2012)  
 Putouts \_\_\_\_\_ 42, vs. #25 Texas (April 6, 2012)  
 Assists \_\_\_\_\_ 21, vs. La Salle (March 1, 2013)  
 Errors \_\_\_\_\_ 4 2x, vs. #27 Oklahoma (March 25, 2012)\*  
 Double Plays \_\_\_\_\_ 4, vs. TCU (March 29, 2013)

Opponent

Total Chances \_\_\_\_\_ 60, vs. #25 Texas (April 6, 2012)  
 Putouts \_\_\_\_\_ 41, vs. #25 Texas (April 6, 2012)  
 Assists \_\_\_\_\_ 18 2x, vs. La Salle (March 1, 2013)\*  
 Errors \_\_\_\_\_ 5, vs. Alabama A&M (March 14, 2012)  
 Double Plays \_\_\_\_\_ 4, vs. #31 Missouri State (February 19, 2012)

Both Teams Combined

Total Chances \_\_\_\_\_ 120, vs. #25 Texas (April 6, 2012)  
 Putouts \_\_\_\_\_ 83, vs. #25 Texas (April 6, 2012)  
 Assists \_\_\_\_\_ 39, vs. La Salle (March 1, 2013)  
 Errors \_\_\_\_\_ 9, vs. Alabama A&M (March 14, 2012)  
 Double Plays \_\_\_\_\_ 5 2x, vs. Houston (April 14, 2012)\*

\* - Most recent





DAN LAW FIELD AT RIP GRIFFIN PARK RECORD BOOK

INDIVIDUAL BATTING

Texas Tech

At-Bats 3 Players - 7, Barrett Barnes, vs. Houston (April 15, 2012)\*
Runs 4, 4 times
Hits 4, 13 times
Doubles 2, 13 times
Triples 2, Jamodrick McGruder, vs. #27 Oklahoma (March 23, 2012)
Home Runs 1, 26 times
RBI 6 3x, Tim Proudfoot, vs. Kansas (April 21, 2013)\*
Total Bases 8, Tim Proudfoot, vs. Alabama A&M (March 14, 2012)
Walks 3 7x, Eric Gutierrez vs. Baylor (May 18, 2013)\*
Strikeouts 3 8x, Brett Bell vs. TCU (March 30, 2013)\*
Stolen Bases 3, Jamodrick McGruder, vs. Tennessee Tech (February 18, 2012)
Hit-by-Pitch 2 6x, Bryant Burleson vs. Northern Illinois (February 17, 2013)\*
Sacrifice Hits 2 Players - 2, Tim Proudfoot, vs. Houston (April 14, 2012)\*
Sacrifice Flies 1, 35 times

Opponent

At-Bats 6, 15 times
Runs 3, 7 times
Hits 4 6x, John Pustay (New Mexico) (April 30, 2013)\*
Doubles 2, 7 times
Triples 1, 19 times
Home Runs 1, 19 times
RBI 5, Jake Miller (Baylor) (May 18, 2013)
Total Bases 3 Players - 7, Alex Real (New Mexico) (April 17, 2012)\*
Walks 3 2x, Lawton Langford (Baylor) (May 18, 2013)\*
Strikeouts 4, Joey Hawkins (#31 Missouri State) (February 19, 2012)
Stolen Bases 2 Players - 2, Jon Davis (Kansas State) (May 19, 2012)\*
Hit-by-Pitch 3 2x, Steve DalPorto (Baylor) (May 18, 2013)\*
Sacrifice Hits 2, Saulyer Saxon (#19 Oklahoma State) (May 5, 2013)
Sacrifice Flies 2, Derek Odell (TCU) (March 29, 2013)

INDIVIDUAL PITCHING

Texas Tech

Innings 9.0 3x, Trey Masek, vs. #19 Oklahoma State (May 3, 2013)\*
Runs Allowed 8, John Neely, vs. Missouri (April 27, 2012)
Earned Runs Allowed 8, John Neely, vs. Missouri (April 27, 2012)
Hits Allowed 11, Duke von Schamann, vs. Houston (April 14, 2012)
Fewest Hits Allowed (Starter - Min. 7 IP) 1 2x (7.0), Corey Taylor vs. Utah Valley (March 13, 2013)\*
Walks Allowed 5 2x, Matt Withrow vs. TCU (March 31, 2013)\*
Strikeouts 12 2x, Corey Taylor vs. Utah Valley (March 13, 2013)\*
Wild Pitches 3, Matt Withrow vs. UT Arlington (April 14, 2013)
Hit Batters 2, 8 times
Balks 2, Trey Masek vs. Baylor (May 16, 2013)

Opponent

Innings 9.0 4x, Mark Robinette (#19 Oklahoma State) (May 5, 2013)\*
Runs Allowed 16, Sanchez Tucker (Alabama A&M) (March 14, 2012)
Earned Runs Allowed 11, Sanchez Tucker (Alabama A&M) (March 14, 2012)
Hits Allowed 13, Sanchez Tucker (Alabama A&M) (March 14, 2012)
Fewest Hits Allowed (Starter - Min. 7 IP) 4 (8.0), Keyvon Bahramzadeh (Kansas State) (May 17, 2012)
Walks Allowed 6 3x, Adam Miller (BYU) (February 16, 2013)\*
Strikeouts 2 Pitchers - 8, Corey Knebel (#25 Texas) (April 6, 2012)\*
Wild Pitches 4, Jake Hermesen (Northern Illinois) (February 25, 2012)
Hit Batters 4, Sanchez Tucker (Alabama A&M) (March 14, 2012)
Balks 1, 9 times

INDIVIDUAL FIELDING

Texas Tech

Putouts 17 3x, Eric Gutierrez, vs. #20 Arizona State (March 19, 2013)\*
Assists 9, Tim Proudfoot, vs. New Mexico (April 18, 2012)
Errors 2 2x, Stephen Hagen, vs. Kansas State (May 18, 2012)\*

Opponent

Putouts 18, Joey Ravert (La Salle) (March 1, 2013)
Assists 8, Joey Hawkins (#31 Missouri State) (February 19, 2012)
Errors 2 7x, Trever Allen (#20 Arizona State) (March 19, 2013)\*

\* - Most recent



DAN LAW FIELD AT RIP GRIFFIN PARK RECORD BOOK

TEAM BATTING - BIG 12 SERIES

Texas Tech

Batting Average .383 (41-for-107), vs. Baylor (May 16-18, 2013)  
 At-Bats 120, vs. #25 Texas (April 5-7, 2012)  
 Runs 32, vs. Baylor (May 16-18, 2013)  
 Hits 41, vs. Baylor (May 16-18, 2013)  
 Doubles 7, vs. #25 Texas (April 5-7, 2012)  
 Triples 2 2x, vs. Missouri (April 27-29, 2012)\*  
 Home Runs 4, vs. Baylor (May 16-18, 2013)  
 RBI 32, vs. Baylor (May 16-18, 2013)  
 Total Bases 61, vs. Baylor (May 16-18, 2013)  
 Walks 15 2x, vs. Baylor (May 16-18, 2013)\*  
 Strikeouts 25, vs. #25 Texas (April 5-7, 2012)  
 Stolen Bases 6-of-6, vs. Missouri (April 27-29, 2012)  
 Hit-by-Pitch 5, vs. Kansas State (May 17-19, 2012)  
 Sacrifice Hits 4, vs. Missouri (April 27-29, 2012)  
 Sacrifice Flies 2 2x, vs. #19 Oklahoma State (May 3-5, 2012)\*  
 Left on Base 30, vs. #25 Texas (April 5-7, 2012)  
 Hit into Double Play 5, vs. #27 Oklahoma (March 23-25, 2012)

Opponent

Batting Average .320 2x (33-for-103) (Baylor) (May 16-18, 2013)\*  
 At-Bats 128 (#25 Texas) (April 5-7, 2012)  
 Runs 27 (#25 Texas) (April 5-7, 2012)  
 Hits 41 (#25 Texas) (April 5-7, 2012)  
 Doubles 9 (Baylor) (May 16-18, 2013)  
 Triples 2 (Baylor) (May 16-18, 2013)  
 Home Runs 2 3x (#19 Oklahoma State) (May 3-5, 2013)\*  
 RBI 24 (#25 Texas) (April 5-7, 2012)  
 Total Bases 54 (#25 Texas) (April 5-7, 2012)  
 Walks 17 (Baylor) (May 16-18, 2013)  
 Strikeouts 23 (#25 Texas) (April 5-7, 2012)  
 Stolen Bases 5-of-8 (#25 Texas) (April 5-7, 2012)  
 Hit-by-Pitch 6 2x (Baylor) (May 16-18, 2013)\*  
 Sacrifice Hits 5 (#19 Oklahoma State) (May 3-5, 2013)  
 Sacrifice Flies 4 (Kansas) (April 19-21, 2013)  
 Left on Base 30 (Baylor) (May 16-18, 2013)  
 Hit into Double Play 7 (TCU) (March 29-31, 2013)

Both Teams Combined

At-Bats .352 (74-for-210), vs. Baylor (May 16-18, 2013)  
 Runs 53, vs. Baylor (May 16-18, 2013)  
 Hits 74, vs. Baylor (May 16-18, 2013)\*  
 Doubles 15 2x, vs. Kansas (April 19-21, 2013)\*  
 Triples 3, vs. Baylor (May 16-18, 2013)  
 Home Runs 5, vs. Kansas State (May 17-19, 2012)  
 RBI 52, vs. Baylor (May 16-18, 2013)  
 Total Bases 104, vs. Baylor (May 16-18, 2013)  
 Walks 32, vs. Baylor (May 16-18, 2013)  
 Strikeouts 43, vs. Baylor (May 16-18, 2013)  
 Stolen Bases 9-for-9, vs. Kansas State (May 17-19, 2012)  
 Hit-by-Pitch 10, vs. Baylor (May 16-18, 2013)  
 Sacrifice Hits 7 2x, vs. TCU (March 29-31, 2013)\*  
 Sacrifice Flies 5, vs. Kansas (April 19-21, 2013)  
 Left on Base 56, vs. #25 Texas (April 5-7, 2012)  
 Hit into Double Play 11, vs. TCU (March 29-31, 2013)

\* - Most recent

TEAM PITCHING - BIG 12 SERIES

Texas Tech

Innings 32.0, vs. #25 Texas (April 5-7, 2012)  
 Strikeouts 23, vs. #25 Texas (April 5-7, 2012)  
 Balks 3, vs. Baylor (May 16-18, 2013)  
 Home Runs Allowed 2 3x, vs. #19 Oklahoma State (May 3-5, 2013)\*

Opponent

Innings 31.2 (#25 Texas) (April 5-7, 2012)  
 Strikeouts 25 (#25 Texas) (April 5-7, 2012)  
 Balks N/A  
 Home Runs Allowed 4 (Baylor) (May 16-18, 2013)

Both Teams Combined

Innings 63.0, vs. #25 Texas (April 5-7, 2012)  
 Strikeouts 48, vs. #25 Texas (April 5-7, 2012)  
 Balks 3, vs. Baylor (May 16-18, 2013)  
 Home Runs Allowed 5 (Kansas State) (May 17-19, 2012)

TEAM FIELDING - BIG 12 SERIES

Texas Tech

Total Chances 144, vs. #25 Texas (April 5-7, 2012)  
 Putouts 96, vs. #25 Texas (April 5-7, 2012)  
 Assists 47, vs. TCU (March 29-31, 2013)  
 Errors 6, vs. Missouri (April 27-29, 2012)  
 Double Plays 7, vs. TCU (March 29-31, 2013)

Opponent

Total Chances 144 (#25 Texas) (April 5-7, 2012)  
 Putouts 95 (#25 Texas) (April 5-7, 2012)  
 Assists 42 (#25 Texas) (April 5-7, 2012)  
 Errors 6 (#25 Texas) (April 5-7, 2012)  
 Double Plays 6 (Baylor) (May 16-18, 2013)

Both Teams Combined

Total Chances 288, vs. #25 Texas (April 5-7, 2012)  
 Putouts 191, vs. #25 Texas (April 5-7, 2012)  
 Assists 88, vs. TCU (March 29-31, 2013)  
 Errors 10, vs. #25 Texas (April 5-7, 2012)  
 Double Plays 11, vs. TCU (March 29-31, 2013)

\* - Most recent





DAN LAW FIELD AT RIP GRIFFIN PARK RECORD BOOK

INDIVIDUAL BATTING - BIG 12 SERIES

Texas Tech

Batting Average .583 (7-for-12), Jamodrick McGruder, vs. #27 Oklahoma (March 23-25, 2012)
At-Bats 17, Jamodrick McGruder, vs. #25 Texas (April 5-7, 2012)
Runs 6, Eric Gutierrez, vs. Baylor (May 16-18, 2013)
Hits 7, Jamodrick McGruder, vs. #27 Oklahoma (March 23-25, 2012)
Doubles 2 Players - 3, Eric Gutierrez, vs. Kansas (April 19-21, 2013)\*
Triples 2, Jamodrick McGruder, vs. #27 Oklahoma (March 23-25, 2012)
Home Runs 3, Eric Gutierrez, vs. Baylor (May 16-18, 2013)
RBI 3 Players - 6, Eric Gutierrez/Jake Barrios, vs. Baylor (May 16-18, 2013)\*
Total Bases 14, Eric Gutierrez, vs. Baylor (May 16-18, 2013)
Walks 2 Players - 4, Barrett Barnes/Kevin Whitehead, vs. #25 Texas (April 5-7, 2012)\*
Strikeouts 5, Tim Proudfoot, vs. #27 Oklahoma (March 23-25, 2012)
Stolen Bases 3, Brett Bell, vs. Baylor (May 16-18, 2013)
Hit-by-Pitch 2 Players - 2, Eric Gutierrez, vs. Kansas (April 19-21, 2013)\*
Sacrifice Hits 3, Jordan Lopez, vs. Missouri (April 27-29, 2012)
Sacrifice Flies 2, Jake Barrios, vs. #19 Oklahoma State (May 3-5, 2013)

Opponent

Batting Average .588 (10-17), Erich Weiss (#25 Texas) (April 5-7, 2012)
At-Bats 17, Erich Weiss (#25 Texas) (April 5-7, 2012)
Runs 6, Adam Toth (Baylor) (May 16-18, 2013)
Hits 10, Erich Weiss (#25 Texas) (April 5-7, 2012)
Doubles 2 Players - 3 2x, RJ Santigate (Kansas State) (May 17-19, 2012)\*
Triples 7 Players - 1, Nathan Orf/Cal Towey (Baylor) (May 16-18, 2013)\*
Home Runs 8 Players - 1, Gage Green/Zach Fish (#19 Oklahoma State) (May 3-5, 2013)\*
RBI 7, Nathan Orf (Baylor) (May 16-18, 2013)
Total Bases 14, Erich Weiss (#25 Texas) (April 5-7, 2012)
Walks 5, Kevin Kuntz (Kansas) (April 19-21, 2013)
Strikeouts 2 Players - 5, Victor Romero (#19 Oklahoma State) (May 3-5, 2013)\*
Stolen Bases 3 Players - 2, Adam Toth (Baylor) (May 16-18, 2013)\*
Hit-by-Pitch 3, Steve DalPorto (Baylor) (May 16-18, 2013)
Sacrifice Hits 3, Saulyer Saxon (#19 Oklahoma State) (May 3-5, 2013)
Sacrifice Flies 2, Derek Odell (TCU) (March 29-31, 2013)

INDIVIDUAL PITCHING - BIG 12 SERIES

Texas Tech

Innings 2 Pitchers - 9.0, Trey Masek, vs. #19 Oklahoma State (May 3-5, 2013)\*
Strikeouts 8, Duke von Schamann, vs. #25 Texas (April 5-7, 2012)

Opponent

Innings 4 Pitchers - 9.0, Mark Robinette (#19 Oklahoma State) (May 3-5, 2013)\*
Strikeouts 10, Corey Knebel (#25 Texas) (April 5-7, 2012)

INDIVIDUAL FIELDING - BIG 12 SERIES

Texas Tech

Putouts 37, Scott LeJeune, vs. #25 Texas (April 5-7, 2012)
Assists 17, Bryant Burleson, vs. TCU (March 29-31, 2013)
Errors 2 Players - 2, Stephen Hagen, vs. Kansas State (May 17-19, 2012)\*

Opponent

Putouts 2 Players - 37 2x, Andreas Plackis (Missouri) (April 27-29, 2012)\*
Assists 16, Caleb Bushyhead (#27 Oklahoma) (March 23-25, 2012)
Errors 2 Players - 2, Erich Weiss/Jordan Etier (#25 Texas) (April 5-7, 2012)\*

\* - Most recent



## TEXAS TECH HOME FIELD FACTS

### MAJOR RENOVATIONS TIMELINE:

2012 - Became Dan Law Field at Rip Griffin Park. First game played at the renovated ballpark was on Feb. 17, 2012 when Texas Tech defeated No. 31 Missouri State 4-1 on Opening Day.

2011 - Announced plans for a \$5 million renovation from private donations with a new press box and suites and addition of a club level with outdoor seating. A new shading structure will cover the area in the center portion of the grandstand and will rise above the new suites and press box. Shading structure will be directly overhead 1,154 individual chair-back seats that will be installed for the first time in the history of the stadium.

2009 - Clubhouse renovations that include 67-inch, high definition television along with theater style seating, wireless Internet, individual seating at each locker and game tables.

2007 - FieldTurf installed

2004 - LED Video Board (15' X 20') installed.

2001 - Addition of a new clubhouse, outfield fence complete with major-league style bullpens, an interior brick facade and new exterior fence.

1999 - New infield turf installed

1996 - 14 luxury skyboxes installed

1994 - Original locker rooms built on first and third base side.

1993 - Message scoreboard added

1992 - Concession stand, ticket booth, restrooms installed

1990 - Formerly an all grass field saw installation of Astro Turf 8 to Dan Law Field infield.

1988 - Became Dan Law Field, lighting system installed, first night game ever played.

### EVENTS HOSTED:

- NCAA Regionals: 1996, 1997, 1999

- The 1999 four-team regional ranked sixth among the 16 regionals in attendance as the tournament drew 19,869 fans to see Texas Tech, Rice, Rutgers and Wisconsin-Milwaukee. The average attendance was 2,838 during the seven-game tournament.

- The 1997 regional drew 23,407 fans, averaging 2,304 fans per game.

- The 1996 regional saw Dan Law Field average 2,808 fans per game as Texas Tech hosted a six-team regional in Lubbock.

- Southwest Conference Tournament: 1996

- The SWC Tournament - a four-day event - hosted all seven SWC teams for the first time in history. The event saw 31,542 fans enter Dan Law Field, an average of 2,628 per game.

### QUICK FACTS:

- All-Time Record (1926-2013): 975-465-5 (.677)

- Most Wins (Season): 33 (1993)

- Fewest Losses (Season): 1, 4 times... Most recent 1971 (16-1)

- Best Winning Percentage: .943 (1993, 33-2)

- First Game: 1926 (date unknown) - Daniel Baker 3, Texas Tech 3 (11 inn.)

- First Win: 1926 (date unknown) - Daniel Baker 11, Texas Tech 14

- First Game at Dan Law Field: February 19, 1988 - New Mexico Highlands 6, Texas Tech 7

- First Night Game: March 16, 1988 - Wichita State 2, Texas Tech 6

- First Game on "Astro-Turf 8": February 2, 1990 - New Mexico 6, Texas Tech 15

- First Game on FieldTurf: March 4, 2008 - Central Arkansas 6, Texas Tech 15

- First Game at Dan Law Field at Rip Griffin Park: February 17, 2012 - Missouri State 1 vs. Texas Tech 4

### TOP-20 HOME GAMES

| Rank | Opponent        | Year | Attendance |
|------|-----------------|------|------------|
| 1.   | USC             | 1996 | 5,814      |
| 2.   | Texas A&M       | 1997 | 5,298      |
| 3.   | Fresno State    | 1996 | 5,212      |
| 4.   | Texas           | 2000 | 5,124      |
| 5.   | Texas A&M       | 1997 | 5,112      |
| 6.   | Southwest Texas | 1997 | 4,992      |
| 7.   | Oklahoma State  | 1997 | 4,910      |
| 8.   | Fresno State    | 1996 | 4,891      |
| 9.   | Texas A&M       | 1997 | 4,864      |
| 10.  | Grand Canyon    | 1997 | 4,813      |
| 11.  | Texas A&M       | 1999 | 4,787      |
| 12.  | Oklahoma        | 2002 | 4,784      |
| 13.  | Texas A&M       | 2001 | 4,686      |
| 14.  | Baylor          | 2002 | 4,554      |
| 15.  | Baylor          | 1998 | 4,488      |
| 16.  | Texas A&M       | 2005 | 4,483      |
| 17.  | Texas           | 1998 | 4,460      |
| 18.  | Texas A&M       | 2001 | 4,449      |
| 19.  | Texas A&M       | 1996 | 4,437      |
| 20.  | Baylor          | 2002 | 4,417      |

### NCAA TOTAL ATTENDANCE RANKINGS

| Year | Total   | Average | National Rank |
|------|---------|---------|---------------|
| 1999 | 130,233 | 3,947   | 6th           |
| 1998 | 126,434 | 3,831   | 3rd           |
| 2000 | 103,251 | 3,330   | 6th           |
| 2004 | 98,934  | 2,748   | T-19th        |
| 2003 | 97,810  | 2,716   | 15th          |
| 2002 | 94,599  | 2,866   | 14th          |
| 2012 | 94,173  | 2,853   | 21st          |
| 2011 | 91,432  | 2,771   | 25th          |
| 2006 | 80,786  | 2,606   | 21st          |
| 2010 | 77,249  | 2,491   | 26th          |
| 2001 | 75,342  | 2,691   | 20th          |
| 2013 | 73,299  | 2,527   | 26th          |
| 2005 | 73,236  | 2,350   | 24th          |
| 1996 | 72,007  | 2,483   | 13th          |
| 1997 | 65,803  | 2,123   | 10th          |
| 2007 | 60,064  | 1,877   | 31st          |
| 2008 | 56,556  | 2,262   | 30th          |
| 2009 | 49,569  | 2,431   | 22nd          |

### AVERAGE HOME ATTENDANCE

| Year | Games | Total   | Average |
|------|-------|---------|---------|
| 1999 | 33    | 130,233 | 3,947   |
| 1998 | 33    | 126,434 | 3,831   |
| 2000 | 31    | 103,251 | 3,330   |
| 2002 | 33    | 94,599  | 2,866   |
| 2012 | 33    | 94,173  | 2,853   |
| 2011 | 33    | 91,432  | 2,771   |
| 2004 | 36    | 98,934  | 2,748   |
| 2003 | 36    | 97,810  | 2,716   |
| 2001 | 28    | 75,342  | 2,691   |
| 2006 | 31    | 80,786  | 2,606   |
| 2013 | 29    | 73,299  | 2,527   |
| 2010 | 31    | 77,249  | 2,491   |
| 1996 | 29    | 72,007  | 2,483   |
| 2009 | 22    | 53,491  | 2,431   |
| 2005 | 32    | 75,221  | 2,350   |
| 2008 | 25    | 56,556  | 2,262   |
| 1997 | 31    | 65,803  | 2,123   |
| 2007 | 32    | 60,064  | 1,877   |
| 1995 | 32    | 37,920  | 1,185   |
| 1993 | 35    | 33,110  | 946     |
| 1992 | 34    | 25,262  | 743     |
| 1991 | 38    | 27,436  | 722     |
| 1994 | 31    | 19,251  | 621     |
| 1988 | 37    | 21,460  | 580     |
| 1990 | 35    | 20,020  | 572     |
| 1989 | 35    | 19,845  | 567     |

### TOP SERIES ATTENDANCE

#### TOP 4-GAME SERIES

| Series    | Year | Total  | Average |
|-----------|------|--------|---------|
| Texas A&M | 1996 | 15,209 | 3,802   |

#### TOP 3-GAME SERIES

| Series         | Year | Total  | Average |
|----------------|------|--------|---------|
| Texas A&M      | 1997 | 15,274 | 5,091   |
| Oklahoma State | 1997 | 12,835 | 4,278   |
| Oklahoma State | 1999 | 12,831 | 4,277   |

#### TOP 2-GAME SERIES

| Series | Year | Total | Average |
|--------|------|-------|---------|
| Texas  | 1998 | 8,523 | 4,262   |



# RETURNING PLAYERS





3



# JAKE BARRIOS

6-2 • 200 • INF • R/R • Sr. • 1L

Weatherford, Okla. • Weatherford • Seward County CC

**CAREER-HIGHS:**

Games Played (Season): \_\_\_\_\_ 53 (2013)  
 Games Started (Season): \_\_\_\_\_ 50 (2013)  
 At-Bats: \_\_\_\_\_ 6, at Dallas Baptist (4/9/13)  
 Runs: \_\_\_\_\_ 2 4x, vs. Baylor (5/18/13)\*  
 Hits: \_\_\_\_\_ 3 5x, vs. Baylor (5/19/13)\*  
 RBI: \_\_\_\_\_ 4, vs. Baylor (5/16/13)  
 Doubles: \_\_\_\_\_ 2, vs. UT Arlington (3/8/13)  
 Triples: \_\_\_\_\_ 1 4x, at Kansas State (4/7/13)\*  
 Home Runs: \_\_\_\_\_ 1 3x, at Dallas Baptist (4/9/13)\*  
 Walks: \_\_\_\_\_ 2 2x, vs. Lubbock Christian (4/14/13)\*  
 Strikeouts: \_\_\_\_\_ 2 3x, vs. Oklahoma State (5/4/13)\*  
 Stolen Bases: \_\_\_\_\_ 1 2x, at New Mexico State (3/25/13)\*  
 Hit Streak: \_\_\_\_\_ 7 games (4/19-4/28/13)

\* Indicates most recent high

## DID YOU KNOW?

Barrios did not make an error in 27 home games and made just one fielding error during the final 43 games of the 2013 season.



**2013 (Junior)**

All-Big 12 Second Team... Big 12 Newcomer of the Week (4/1)... Preseason Baseball America No. 15 MLB Draft Prospect (Big 12)... Perfect Game No. 56 MLB Draft Prospect (Texas)... played in 53 games (50 starts) starting 43 games at third base and seven games at shortstop... batted three-hole 23 times, eight-hole 14 times, six-hole nine times, nine-hole three times and seven-hole once... batted .297 (55-for-185) with 27 runs, eight doubles, four triples, three home runs, 48 RBI, 80 total bases, 13 walks, seven hit-by-pitch, only struck out 18 times, 10 sacrifices (7 sac flies), 2-for-4 stolen bases, .432 slugging percentage, .354 on-base percentage and fielded .972 (53 putouts, 120 assists, 5 errors)... led team in batting average, triples, RBI, fewest strikeouts and sacrifice flies... recorded the fewest strikeouts by a Red Raider (min. 180 AB) since 2005 (Carey Avants - 18 in 206 at-bats)... had the most sacrifice flies by a Red Raider since 2008 (Chris Hall - 7)... **NCAA RANKINGS:** 36th in sacrifice flies (7)... **BIG 12 CONFERENCE RANKINGS:** third in RBI (48)... fourth in triples (4)... 27th in batting average (.297)... **TEXAS TECH RANKINGS:** tied for record in triples in Big 12 play (4)... tied for second in career triples in Big 12 play (4)... **AGAINST NATIONALLY RANKED OPPONENTS...** played in 14 games (14 starts) batting .192 (10-for-52) with five runs, a double, 11 RBI and four sacrifice flies... led the team in RBI and sacrifice flies against nationally-ranked opponents... **DURING BIG 12 CONFERENCE PLAY...** played in 24 games (24 starts) batting .337 (31-for-92) with 12 runs, four doubles, four triples, one home run, 22 RBI, four sacrifice flies, .500 slugging percentage, .356 on-base percentage and fielded .988 (24 putouts, 61 assists, 1 error)... one of four Red Raiders to start in all 24 Big 12 games (Eric Gutierrez, Bryant Burleson, Tim Proudfoot)... led team in batting average, at-bats, hits, triples, RBI, total bases, slugging percentage, fewest strikeouts (9) and sacrifice flies during Big 12 play... most triples by a Red Raider in Big 12 play since 2004 (Josh Haney - 4)... one of four Red Raiders that hold the school record for most triples in a single-season in Big 12 play... most RBI by a Red Raider in Big 12 play since 2010 (Scott LeJeune - 25)... fewest strikeouts by a Red Raider in Big 12 play (min. 80 AB) since 2009 (Willie Rueda - 6 in 100 at-bats)... tied for league lead in triples during Big 12 play (4)... second in the league in RBI during Big 12 play (22)... fifth in the league in hits during Big 12 play (31)... fifth in the league in total bases during Big 12 play (46)... sixth in the league in slugging percentage during Big 12 play (.500)... seventh in the league in batting average during Big 12 play (.337)... **BIG 12 CHAMPIONSHIP...** played in three games (3 starts) batted .091 (1-for-11) with a run scored and a walk... **HOME GAMES...** played in 27 games (26 starts) batted .306 (30-for-98) with 17 runs, five doubles, one triple, one home run, 32 RBI, eight walks, only nine strikeouts, six sacrifice flies, .408 slugging percentage, .357 on-base percentage and fielded a perfect 1.000 (29 putouts, 72 assists, 0 errors)... led the team in RBI, fewest strikeouts, sacrifice flies and fewest errors during home games... **ROAD/NEUTRAL SITE GAMES...** played in 26 games (24 starts) batted .287 (25-for-87) with 10 runs, three doubles, three triples, two home runs, 16 RBI, 40 total bases, five walks, only nine strikeouts, 2-for-3 stolen bases, .460 slugging percentage, .351 on-base percentage and fielded .935 (24 putouts, 48 assists, 5 errors)... led team in batting average, hits, triples, RBI, total bases, slugging percentage and fewest strikeouts in road/neutral site games... **SITUATIONAL:** batted .318 (35-for-110) with runners on base... batted .500 (6-for-12) with the bases loaded... batted .368 (25-for-68) with runners in scoring position... led the team in base hits with runners on base (35), base hits with the bases loaded (6), base hits with runners in scoring position (25) and base hits with two outs (19)... led the team with 23 two-out RBI... most two-out RBI since 2010 (Scott LeJeune - 31)... **MISCELLANEOUS:** led team with 10 go-ahead RBI... led team with six game-tying RBI... five infield hits... one bunt base hit... two game-winning RBI (double to right-center field in the sixth inning scoring two runs helping Tech to an 8-3 win over UT Arlington on March 8... double down left-field line in the fourth inning scoring two runs helping Tech to a 17-5 win over Baylor on March 16)... recorded 16 multi-hit games, including five three-hit games... led the team with 13 multiple RBI games, including five three-RBI games and one four-RBI contest... most multiple RBI games by a Red Raider since 2010 (Scott LeJeune - 17)... **HIT STREAK:** had a season-long seven-game hit streak (4/19-4/28) batting .452 (14-for-31) with three runs, a double, four RBI, .484 slugging percentage and .438 on-base percentage while fielding a perfect 1.000 (9 putouts, 20 assists, 0 errors)... **REACHING BASE SAFELEY:** reached base safely in a season-high 25 consecutive games... most consecutive games having reached base safely by a Red Raider since 2010-11 (Jamodrick McGruder, 39 consecutive games)... **SEASON HIGHLIGHTS...** did not commit an error in 27 home games (101 chances)... made just one error in 24 conference games (86 chances)... committed just one error during the final 43 games of the season (3/6-5/25)... ended the season with 23 consecutive games played without making an error (4/7-5/25)... made career debut starting at shortstop going 0-for-4 against Northern Colorado (2/16)... made first career start at third base going 0-for-3 against Troy (2/22) at the UCF



Tournament in Orlando, Fla... went 3-for-4 with a run scored, walk, stolen base and RBI at FIU (2/26)... went 2-for-4 with a season-high two doubles and three RBI against UT Arlington (3/8)... went 1-for-4 with two runs and hit first career home run in series finale with UT Arlington (3/10)... went 2-for-4 with two runs and a triple at Texas (3/17) in series finale... hit second home run going 2-for-5 with two runs, a triple and three RBI at West Virginia (3/23) in the middle game of the series... **TCU SERIES:** batted .417 (5-for-12) with a triple, five RBI, .583 slugging percentage and .417 on-base percentage... finished the TCU series going 2-for-4 with two RBI in the middle game (3/30) and going 2-for-5 with a triple and three RBI against TCU (3/31) in the series finale... **AGAINST KANSAS STATE** (4 Games): batted .400 (6-for-15) with two runs, two doubles, a triple, two RBI, .667 slugging percentage and .400 on-base percentage.. had a pair of multi-hit games at Kansas State, including a 2-for-4 performance with a triple and RBI in the series finale (4/7)... hit third home run of the season and had a season-high six at-bats going 3-for-6 with a run scored, home run and three RBI at Dallas Baptist (4/9)... posted a five-game hit streak with an RBI going 2-for-3 with two RBI and two walks against Lubbock Christian (4/14)... **KANSAS SERIES:** batted .462 (6-for-13) with a run, RBI, .462 slugging percentage and .462 on-base percentage... combined for five hits during the opening two games of the Kansas series going 2-for-4 with an RBI in the opener (4/19) and going 3-for-4 in the middle game (4/20)... **AGAINST OKLAHOMA** (4 Games): batted .353 (6-for-17) with a double, two RBI, .412 slugging percentage and .333 on-base percentage... opened series at No. 11 Oklahoma (4/26) going 3-for-4 with a double... finished OU series going 2-for-5 with a run scored and RBI in the series finale (4/28)... in just over a month time span (March 23-April 27) raised batting average 90 points from .243 to .333... recorded fifth three-hit game of the season going 3-for-4 with two runs and a season-high four RBI and a double in series opener with Baylor (5/16)... finished the season with 17 RBI in the final 16 games of the season.

**SUMMER 2012**

Baseball America: No. 8 Prospect from Jayhawk League... Perfect Game: No. 8 Prospect from Jayhawk League... played for the Liberal Bee Jays of the Jayhawk League... helped lead team to a ninth-place finish at the National Baseball Congress World Series in Wichita, Kan., with a 3-2 tournament record... in NBC Tournament play, batted .313 (5-for-16) with a double, two triples and three RBI with five walks while leading the team with 22 assists defensively... batted .393 with two doubles, four triples and two home runs with 13 RBI while playing in the second half of the summer schedule.

**SUMMER 2011**

Played for the Liberal Bee Jays of the Jayhawk League... team finished in seventh-place at the National Baseball Congress World Series in Wichita, Kan., with a 3-2 tournament record... batted .337 (28-for-83) with 15 runs, seven doubles, one home run, 11 RBI and seven walks.

**SEWARD COUNTY COMMUNITY COLLEGE**

Played at Seward County Community College for two seasons (2011-2012) for head coach Galen McSpadden... as a sophomore batted .354 (70-for-198) with 45 runs, 14 doubles, two triples and 49 RBI... was named the Kansas Jayhawk Community College Conference Player of the Week twice in 2012... tallied 21 multi-hit games... recorded 14 multiple RBI performances... hit safely in 43-of-53 games played... struck out only seven times in 222 plate appearances... began 2012 season with one strikeout during his first 91 plate appearances... had a season-high eight-game hitting streak (April 16-29) batting .448 (13-for-29) with eight runs, three doubles, one home run and eight RBI... had a streak of 11 consecutive games with an RBI (March 31-April 15)... went 5-for-6 with four runs, a double and two RBI in series finale against Butler (3/12)... as a freshman in 2011 named Jayhawk West Freshman of the Year, Jayhawk West All-Conference and NJCAA All-Region VI... helped lead Seward County to the program's second-ever appearance at the NJCAA JUCO World Series while winning two tournament games... named to the JUCO All-Tournament Team... also led team to an NJCAA Region VI Championship... batted .359 (79-for-220) with 13 doubles, four triples, eight home runs and 58 RBI... **NJCAA RANKINGS:** 12th in runs (67)... 12th in at-bats (220)... 25th in hits (79)... posted 22 multi-hit games... collected 16 multiple RBI games... batted .500 (10-for-20) in the Region VI Tournament with two doubles, one triple, two home runs and 11 RBI... batted .333 (5-for-15) with a home run and five RBI in the JUCO World Series... top performance came in the first game of the post-season (Region VI Tournament) going 2-for-4 with two home runs and six RBI against Labette (5/7)... is the 11th player from Seward County to transfer to Texas Tech since 1993.

**HIGH SCHOOL**

A four-year varsity letterwinner at Weatherford High School for head coach Todd Gaunt... as a senior named all-state while batting .536 with 19 doubles, 18 home runs and 27 stolen bases... helped lead team to the 2010 4A Oklahoma Baseball State Championships title... also received all-state honors in football in 2009... lettered three years in football and also three years in basketball as a prep... named the 2009 Oklahoma 4A Player of the Year in football.

**PERSONAL**

Jake Ryan Barrios... born December 9, 1991, in Weatherford, Okla... son of John Barrios and Kathy Barrios... has a younger sister, Kori... a human science major at Texas Tech.







JAKE BARRIOS - 2013 GAME-BY-GAME STATISTICS

| Date   | Opponent            | Pos  | AB  | R  | H  | RBI | 2B | 3B | HR | BB | SB | CS | HBP | SAC | SF | GDP | K  | PO | A   | E | Avg  |
|--------|---------------------|------|-----|----|----|-----|----|----|----|----|----|----|-----|-----|----|-----|----|----|-----|---|------|
| Feb 16 | NORTHERN COLORA     | *ss  | 4   | 0  | 0  | 0   | 0  | 0  | 0  | 0  | 0  | 0  | 0   | 0   | 0  | 1   | 0  | 2  | 4   | 0 | .000 |
| Feb 17 | NORTHERN ILLINOIS   | ph   | 0   | 1  | 0  | 0   | 0  | 0  | 0  | 0  | 0  | 0  | 1   | 0   | 0  | 0   | 0  | 0  | 0   | 0 | .000 |
| Feb 22 | vs Troy             | *3b  | 3   | 0  | 0  | 0   | 0  | 0  | 0  | 0  | 0  | 0  | 0   | 0   | 0  | 0   | 0  | 0  | 1   | 1 | .000 |
| Feb 23 | at UCF              | 3b   | 0   | 0  | 0  | 0   | 0  | 0  | 0  | 0  | 0  | 0  | 0   | 0   | 0  | 0   | 0  | 0  | 0   | 0 | .000 |
| Feb 24 | vs Connecticut      | ss   | 0   | 0  | 0  | 0   | 0  | 0  | 0  | 0  | 0  | 0  | 0   | 0   | 0  | 0   | 0  | 0  | 1   | 0 | .000 |
| Feb 26 | at FIU              | *ss  | 4   | 1  | 3  | 1   | 0  | 0  | 0  | 1  | 1  | 1  | 0   | 0   | 0  | 0   | 0  | 3  | 6   | 2 | .273 |
| Mar 01 | LA SALLE            | *ss  | 4   | 1  | 1  | 1   | 0  | 0  | 0  | 0  | 0  | 0  | 0   | 1   | 0  | 0   | 0  | 5  | 6   | 0 | .267 |
| Mar 02 | LA SALLE            | *ss  | 4   | 0  | 0  | 0   | 0  | 0  | 0  | 0  | 0  | 0  | 0   | 0   | 0  | 1   | 0  | 0  | 2   | 0 | .211 |
| Mar 03 | LA SALLE            | *ss  | 3   | 1  | 1  | 2   | 1  | 0  | 0  | 1  | 0  | 0  | 0   | 0   | 0  | 0   | 0  | 0  | 2   | 0 | .227 |
| Mar 05 | at Arizona          | *ss  | 3   | 0  | 0  | 0   | 0  | 0  | 0  | 0  | 0  | 0  | 0   | 0   | 0  | 0   | 0  | 3  | 3   | 1 | .200 |
| Mar 06 | at Arizona          | *3b  | 4   | 1  | 1  | 1   | 0  | 0  | 0  | 0  | 0  | 0  | 0   | 0   | 0  | 0   | 0  | 1  | 0   | 0 | .207 |
| Mar 08 | UT ARLINGTON        | *3b  | 4   | 0  | 2  | 3   | 2  | 0  | 0  | 0  | 0  | 1  | 0   | 0   | 0  | 0   | 0  | 0  | 1   | 0 | .242 |
| Mar 09 | UT ARLINGTON        | *3b  | 3   | 1  | 1  | 0   | 0  | 0  | 0  | 1  | 0  | 0  | 0   | 0   | 0  | 0   | 0  | 0  | 2   | 0 | .250 |
| Mar 10 | UT ARLINGTON        | *3b  | 4   | 2  | 1  | 2   | 0  | 0  | 1  | 1  | 0  | 0  | 0   | 0   | 0  | 0   | 1  | 0  | 5   | 0 | .250 |
| Mar 12 | UTAH VALLEY         | *3b  | 3   | 1  | 1  | 2   | 1  | 0  | 0  | 0  | 0  | 0  | 0   | 0   | 1  | 0   | 0  | 1  | 5   | 0 | .256 |
| Mar 13 | UTAH VALLEY         | *3b  | 3   | 1  | 1  | 1   | 0  | 0  | 0  | 0  | 0  | 0  | 1   | 0   | 0  | 0   | 0  | 0  | 1   | 0 | .261 |
| Mar 15 | at Texas            | *3b  | 3   | 0  | 0  | 0   | 0  | 0  | 0  | 0  | 0  | 0  | 0   | 0   | 0  | 1   | 0  | 0  | 3   | 0 | .245 |
| Mar 16 | at Texas            | *3b  | 2   | 0  | 0  | 0   | 0  | 0  | 0  | 0  | 0  | 0  | 1   | 0   | 0  | 0   | 0  | 1  | 3   | 0 | .235 |
| Mar 17 | at Texas            | *3b  | 4   | 2  | 2  | 0   | 0  | 1  | 0  | 0  | 0  | 0  | 0   | 0   | 0  | 0   | 0  | 0  | 3   | 0 | .255 |
| Mar 19 | ARIZONA STATE       | *3b  | 4   | 0  | 1  | 1   | 0  | 0  | 0  | 0  | 0  | 0  | 1   | 0   | 0  | 0   | 0  | 2  | 4   | 0 | .254 |
| Mar 22 | at West Virginia    | *3b  | 3   | 0  | 0  | 0   | 0  | 0  | 0  | 0  | 0  | 0  | 1   | 0   | 0  | 0   | 1  | 0  | 1   | 0 | .242 |
| Mar 23 | at West Virginia-1  | *3b  | 5   | 2  | 2  | 3   | 0  | 1  | 1  | 0  | 0  | 0  | 0   | 0   | 0  | 0   | 0  | 1  | 1   | 0 | .254 |
| Mar 23 | at West Virginia-2  | *3b  | 3   | 0  | 0  | 0   | 0  | 0  | 0  | 0  | 0  | 0  | 1   | 0   | 0  | 0   | 2  | 0  | 1   | 0 | .243 |
| Mar 25 | at New Mexico State | *3b  | 3   | 0  | 1  | 0   | 0  | 0  | 0  | 2  | 1  | 0  | 0   | 0   | 0  | 0   | 0  | 2  | 1   | 0 | .247 |
| Mar 29 | TCU                 | *3b  | 3   | 0  | 1  | 0   | 0  | 0  | 0  | 0  | 0  | 0  | 0   | 1   | 0  | 0   | 0  | 1  | 4   | 0 | .250 |
| Mar 30 | TCU                 | *3b  | 4   | 0  | 2  | 2   | 0  | 0  | 0  | 0  | 0  | 0  | 0   | 0   | 0  | 0   | 0  | 1  | 1   | 0 | .262 |
| Mar 31 | TCU                 | *3b  | 5   | 0  | 2  | 3   | 0  | 1  | 0  | 0  | 0  | 0  | 0   | 0   | 0  | 0   | 0  | 1  | 1   | 0 | .271 |
| Apr 02 | at New Mexico       | *3b  | 3   | 0  | 0  | 1   | 0  | 0  | 0  | 1  | 0  | 0  | 0   | 0   | 0  | 0   | 1  | 1  | 3   | 0 | .261 |
| Apr 05 | at Kansas State     | *3b  | 4   | 1  | 2  | 1   | 1  | 0  | 0  | 0  | 0  | 0  | 0   | 0   | 0  | 1   | 0  | 2  | 4   | 0 | .272 |
| Apr 06 | at Kansas State     | *3b  | 3   | 0  | 1  | 0   | 1  | 0  | 0  | 0  | 0  | 0  | 0   | 0   | 0  | 0   | 0  | 1  | 2   | 1 | .274 |
| Apr 07 | at Kansas State     | *3b  | 4   | 0  | 2  | 1   | 0  | 1  | 0  | 0  | 0  | 0  | 0   | 1   | 0  | 0   | 0  | 1  | 1   | 0 | .283 |
| Apr 09 | at Dallas Baptist   | *3b  | 6   | 1  | 3  | 3   | 0  | 0  | 1  | 0  | 0  | 0  | 0   | 0   | 0  | 0   | 1  | 0  | 1   | 0 | .295 |
| Apr 14 | LUBBOCK CHRISTIAN   | *3b  | 3   | 0  | 2  | 2   | 0  | 0  | 0  | 2  | 0  | 0  | 0   | 0   | 0  | 0   | 0  | 1  | 1   | 0 | .306 |
| Apr 16 | at Rice             | *3b  | 2   | 0  | 0  | 0   | 0  | 0  | 0  | 0  | 0  | 0  | 1   | 0   | 0  | 0   | 0  | 1  | 0   | 0 | .300 |
| Apr 19 | KANSAS              | *3b  | 4   | 0  | 2  | 1   | 0  | 0  | 0  | 0  | 0  | 0  | 0   | 0   | 0  | 0   | 0  | 3  | 3   | 0 | .307 |
| Apr 20 | KANSAS              | *3b  | 4   | 0  | 3  | 0   | 0  | 0  | 0  | 0  | 0  | 0  | 0   | 0   | 0  | 0   | 0  | 1  | 3   | 0 | .322 |
| Apr 21 | KANSAS              | *3b  | 5   | 1  | 1  | 0   | 0  | 0  | 0  | 0  | 0  | 0  | 0   | 0   | 0  | 0   | 0  | 2  | 2   | 0 | .317 |
| Apr 23 | NEW MEXICO STATE    | *3b  | 5   | 1  | 2  | 1   | 0  | 0  | 0  | 0  | 0  | 0  | 0   | 0   | 0  | 0   | 2  | 0  | 2   | 0 | .320 |
| Apr 26 | at Oklahoma         | *3b  | 4   | 0  | 3  | 0   | 1  | 0  | 0  | 0  | 0  | 0  | 0   | 0   | 0  | 0   | 0  | 1  | 3   | 0 | .333 |
| Apr 27 | at Oklahoma         | *3b  | 4   | 0  | 1  | 1   | 0  | 0  | 0  | 0  | 0  | 0  | 0   | 0   | 0  | 1   | 0  | 5  | 0   | 0 | .331 |
| Apr 28 | at Oklahoma         | *3b  | 5   | 1  | 2  | 1   | 0  | 0  | 0  | 0  | 0  | 0  | 0   | 0   | 1  | 0   | 0  | 2  | 2   | 0 | .333 |
| Apr 30 | NEW MEXICO          | *3b  | 3   | 1  | 0  | 1   | 0  | 0  | 0  | 1  | 0  | 0  | 0   | 0   | 1  | 0   | 0  | 1  | 2   | 0 | .326 |
| May 03 | OKLAHOMA STATE      | *3b  | 3   | 0  | 0  | 1   | 0  | 0  | 0  | 0  | 0  | 0  | 0   | 0   | 1  | 1   | 0  | 1  | 2   | 0 | .320 |
| May 04 | OKLAHOMA STATE      | *3b  | 4   | 1  | 0  | 2   | 0  | 0  | 0  | 0  | 0  | 0  | 0   | 0   | 1  | 0   | 2  | 2  | 3   | 0 | .311 |
| May 05 | OKLAHOMA STATE      | *3b  | 4   | 0  | 0  | 0   | 0  | 0  | 0  | 0  | 0  | 0  | 0   | 0   | 0  | 0   | 0  | 1  | 3   | 0 | .303 |
| May 07 | DALLAS BAPTIST      | *3b  | 3   | 1  | 1  | 1   | 0  | 0  | 0  | 0  | 0  | 0  | 0   | 0   | 1  | 0   | 1  | 2  | 3   | 0 | .304 |
| May 15 | at Arizona State    | *ss  | 4   | 0  | 1  | 3   | 0  | 0  | 0  | 0  | 0  | 0  | 0   | 0   | 0  | 1   | 0  | 1  | 1   | 0 | .302 |
| May 16 | BAYLOR              | *3b  | 4   | 2  | 3  | 4   | 1  | 0  | 0  | 1  | 0  | 0  | 0   | 0   | 1  | 0   | 0  | 1  | 4   | 0 | .313 |
| May 17 | BAYLOR              | *3b  | 4   | 0  | 1  | 2   | 0  | 0  | 0  | 0  | 0  | 0  | 0   | 0   | 0  | 0   | 1  | 0  | 4   | 0 | .312 |
| May 18 | BAYLOR              | *3b  | 4   | 2  | 1  | 0   | 0  | 0  | 0  | 1  | 0  | 0  | 0   | 0   | 0  | 0   | 1  | 1  | 2   | 0 | .310 |
| May 23 | vs Kansas State     | *3b  | 4   | 1  | 1  | 0   | 0  | 0  | 0  | 0  | 0  | 0  | 0   | 0   | 0  | 0   | 1  | 0  | 0   | 0 | .309 |
| May 24 | vs Oklahoma         | *3b  | 4   | 0  | 0  | 0   | 0  | 0  | 0  | 0  | 0  | 0  | 0   | 0   | 0  | 0   | 1  | 0  | 2   | 0 | .302 |
| May 25 | vs Baylor           | *3b  | 3   | 0  | 0  | 0   | 0  | 0  | 0  | 1  | 0  | 0  | 0   | 0   | 0  | 0   | 1  | 3  | 0   | 0 | .297 |
| Totals |                     | 50gs | 185 | 27 | 55 | 48  | 8  | 4  | 3  | 13 | 2  | 2  | 7   | 3   | 7  | 6   | 18 | 53 | 120 | 5 | .297 |

On base pct. .354 • Slugging pct. .432

32



# JUSTIN BETHARD

6-3 • 200 • RHP • R/R • So. • 1L  
Frisco, Texas • Centennial

**CAREER-HIGHS:**

Innings Pitched: \_\_\_\_\_ 4.0 2x, at Oklahoma (4/26/13)\*  
 Longest Start (IP): \_\_\_\_\_ 2.0, at Rice (4/16/13)  
 Shortest Start (IP): \_\_\_\_\_ 2.0, at Rice (4/16/13)  
 Longest Relief Outing (IP): \_\_\_\_\_ 4.0 2x, at Oklahoma (4/26/13)\*  
 Hits Allowed: \_\_\_\_\_ 6, at Oklahoma (4/16/13)  
 Runs Allowed: \_\_\_\_\_ 3, at Oklahoma (4/16/13)\*  
 ER Allowed: \_\_\_\_\_ 3, at Oklahoma (4/16/13)\*  
 Walks: \_\_\_\_\_ 2, vs. La Salle (3/1/13)  
 Strikeouts: \_\_\_\_\_ 5, at West Virginia (3/22/13)  
 Wild Pitches: \_\_\_\_\_ 2, at Arizona State (5/15/13)  
 Hit Batters: \_\_\_\_\_ 2 2x, vs. Dallas Baptist (5/7/13)\*  
 HR Allowed: \_\_\_\_\_ 1, at Kansas State (4/7/13)  
 Pitch Count: \_\_\_\_\_ 75, at Oklahoma (4/26/13)

\* Indicates most recent high

## DID YOU KNOW?

Bethard made 15 outings (14 relief) during his debut collegiate season. He was among team leaders making nine multiple-inning appearances.



**SUMMER 2013**

Played for the Liberal Bee Jays in the Jayhawk League... helped team to a 27-19 overall record and to a fourth-place finish in the league standings... went 3-0 with a 1.40 ERA in nine appearances with 51.1 innings, allowed 44 hits and eight earned runs with 50 strikeouts and 16 walks... was team's top pitcher... took a no decision during only start in the National Baseball Congress World Series going seven innings allowing just two runs on five hits with seven strikeouts and one walk.

**2013 (Freshman)**

Made 15 appearances (1 start) with a 0-1 record, 4.60 ERA, 29.1 innings, allowed 32 hits, 15 runs (all earned) with 17 strikeouts and six walks allowed while opponents batted .281 allowing one home run... **AGAINST NATIONALLY RANKED OPPONENTS**... made five appearances (1 start) with a 0-1 record, 6.48 ERA, 8.1 innings pitched, six strikeouts and one walk... **DURING BIG 12 CONFERENCE PLAY**... made six appearances (all relief) with a 0-0 record, 3.77 ERA, 14.1 innings, nine strikeouts and two walks allowed while opponents batted .250 allowing one home run... **BIG 12 CHAMPIONSHIP**... made one appearance with a 0.00 ERA allowing one hit in 0.1 innings... **HOME GAMES**... made seven appearances (all relief) with a 0-0 record, 4.61 ERA, 13.2 innings, five strikeouts and four walks... **ROAD/NEUTRAL SITE GAMES**... made eight appearances (1 start) with a 0-1 record, 4.60 ERA, 15.2 innings, 12 strikeouts and two walks... **SITUATIONAL**: opposing left-handed batters hit .289 (11-for-38)... opposing right-handed batters hit .276 (21-for-76)... opposing batters hit .311 (19-for-61) with runners on base... opposing batters hit .245 (13-for-53) with the bases empty... opposing batters hit .282 (11-for-39) with two outs... recorded 43 fly outs and 24 ground outs... forced opponents to hit into two ground ball double plays... **MISCELLANEOUS**: made seven scoreless appearances... didn't allow a walk in 10-of-15 outings... made nine multiple-inning appearances... struck out at least one batter in 9-of-15 outings... finished season making five straight outings without allowing an extra-base hit... allowed one or fewer runs in 10-of-15 appearances... team posted a 3-12 record during his outings... **SEASON HIGHLIGHTS**... made career debut allowing one hit without tallying an out at FIU (2/25)... made first career multiple-inning outing during second appearance pitching two innings allowing two runs on one hit with two strikeouts and two walks against La Salle (3/1)... pitched four scoreless relief innings allowing two hits with a season-high five strikeouts at West Virginia (3/22)... made first career start pitching two innings at No. 22 Rice (4/16) allowing three runs on four hits with three strikeouts without allowing a walk while suffering the loss in an 11-2 loss... pitched 2.2 scoreless innings against Kansas (4/20) allowing one hit with a strikeout... matched a season-high four innings and threw a season-high 75 pitches allowing three runs on six hits with two strikeouts at No. 11 Oklahoma (4/26)... finished the season with three consecutive scoreless outings at No. 13 Arizona State (5/15), against Baylor (5/18) and in the Big 12 Championship against No. 24 Oklahoma (5/24)... member of the 2012 Big 12 Commissioner's Fall Academic Honor Roll.

**HIGH SCHOOL**

A three-year varsity letterwinner at Frisco Centennial High School for head coach Jason Wilson... as a senior earned first team all-district and academic all-district... collected eight wins with a 1.34 ERA and 123 strikeouts in 2012... helped lead team to a second-place finish in conference and to a third-round playoff appearance... played summer baseball for Frozen Ropes – Florence.

**PERSONAL**

Justin Wayne Bethard... born September 23, 1993, in Longview, Texas... son of Jarrell and Denise Bethard... a business major at Texas Tech.



JUSTIN BETHARD - 2013 GAME-BY-GAME STATISTICS

| Date   | Opponent         | GS | IP   | H  | R  | ER | BB | SO | 2B | 3B | HR | WP | BK | HBP | IBB | Score  | W-L | Sv | ERA  | NP |
|--------|------------------|----|------|----|----|----|----|----|----|----|----|----|----|-----|-----|--------|-----|----|------|----|
| Feb 25 | at FIU           |    | 0.0  | 1  | 0  | 0  | 0  | 0  | 0  | 0  | 0  | 1  | 0  | 0   | 0   | 7-9    | 0-0 | 0  | 0.00 | 1  |
| Mar 01 | LA SALLE         |    | 2.0  | 1  | 2  | 2  | 2  | 2  | 1  | 0  | 0  | 0  | 0  | 0   | 0   | 5-6    | 0-0 | 0  | 9.00 | 35 |
| Mar 10 | UT ARLINGTON     |    | 3.0  | 4  | 2  | 2  | 0  | 0  | 0  | 0  | 0  | 1  | 0  | 1   | 0   | 12-13  | 0-0 | 0  | 7.20 | 37 |
| Mar 22 | at West Virginia |    | 4.0  | 2  | 0  | 0  | 1  | 5  | 1  | 0  | 0  | 0  | 0  | 0   | 0   | 0-2    | 0-0 | 0  | 4.00 | 42 |
| Mar 31 | TCU              |    | 2.2  | 3  | 2  | 2  | 1  | 1  | 1  | 0  | 0  | 1  | 0  | 1   | 0   | 8-7    | 0-0 | 0  | 4.63 | 46 |
| Apr 02 | at New Mexico    |    | 3.2  | 3  | 1  | 1  | 1  | 1  | 2  | 0  | 0  | 0  | 0  | 0   | 0   | 3-10   | 0-0 | 0  | 4.11 | 53 |
| Apr 07 | at Kansas State  |    | 0.2  | 1  | 1  | 1  | 0  | 0  | 0  | 0  | 1  | 0  | 0  | 0   | 0   | 2-12   | 0-0 | 0  | 4.50 | 9  |
| Apr 16 | at Rice          | *  | 2.0  | 4  | 3  | 3  | 0  | 3  | 2  | 1  | 0  | 0  | 1  | 0   | 0   | 2-11   | 0-1 | 0  | 5.50 | 41 |
| Apr 20 | KANSAS           |    | 2.2  | 1  | 0  | 0  | 0  | 1  | 1  | 0  | 0  | 0  | 0  | 0   | 0   | 1-6    | 0-1 | 0  | 4.79 | 28 |
| Apr 26 | at Oklahoma      |    | 4.0  | 6  | 3  | 3  | 0  | 2  | 1  | 0  | 0  | 0  | 0  | 2   | 0   | 0-8    | 0-1 | 0  | 5.11 | 75 |
| Apr 30 | NEW MEXICO       |    | 1.0  | 0  | 0  | 0  | 1  | 0  | 0  | 0  | 0  | 0  | 0  | 0   | 0   | 12-8   | 0-1 | 0  | 4.91 | 14 |
| May 07 | DALLAS BAPTIST   |    | 2.0  | 4  | 1  | 1  | 0  | 1  | 0  | 0  | 0  | 0  | 0  | 2   | 0   | 7-2    | 0-1 | 0  | 4.88 | 36 |
| May 15 | at Arizona State |    | 1.0  | 1  | 0  | 0  | 0  | 1  | 0  | 0  | 0  | 2  | 0  | 0   | 0   | 5-8    | 0-1 | 0  | 4.71 | 17 |
| May 18 | BAYLOR           |    | 0.1  | 0  | 0  | 0  | 0  | 0  | 0  | 0  | 0  | 0  | 0  | 0   | 0   | 8-15   | 0-1 | 0  | 4.66 | 5  |
| May 24 | vs Oklahoma      |    | 0.1  | 1  | 0  | 0  | 0  | 0  | 0  | 0  | 0  | 0  | 0  | 0   | 0   | 0-8    | 0-1 | 0  | 4.60 | 10 |
| Totals |                  | 1  | 29.1 | 32 | 15 | 15 | 6  | 17 | 9  | 1  | 1  | 5  | 1  | 6   | 0   | 72-125 | 0-1 | 0  | 4.60 | -  |



13



# DALTON BROWN

6-3 • 245 • RHP • R/R • So. • 1L  
Ponder, Texas • Ponder

**CAREER-HIGHS:**

Innings Pitched: \_\_\_\_\_ 5.2, at Kansas State (4/6/13)  
 Longest Start (IP): \_\_\_\_\_ 1.1, at New Mexico State (3/25/13)  
 Shortest Start (IP): \_\_\_\_\_ 1.1, at New Mexico State (3/25/13)  
 Longest Relief Outing (IP): \_\_\_\_\_ 5.2, at Kansas State (4/6/13)  
 Hits Allowed: \_\_\_\_\_ 6, at Kansas State (4/6/13)  
 Runs Allowed: \_\_\_\_\_ 3, at Rice (4/16/13)  
 ER Allowed: \_\_\_\_\_ 3, at Rice (4/16/13)  
 Walks: \_\_\_\_\_ 3, vs. Baylor (5/18/13)  
 Strikeouts: \_\_\_\_\_ 6, at Kansas State (4/6/13)  
 Wild Pitches: \_\_\_\_\_ 3, at New Mexico State (3/25/13)  
 Hit Batters: \_\_\_\_\_ None  
 HR Allowed: \_\_\_\_\_ 2, at Kansas State (4/6/13)  
 Pitch Count: \_\_\_\_\_ 98, at Kansas State (4/6/13)

\* Indicates most recent high

## DID YOU KNOW?

Brown was one of four Red Raider freshmen with a save in 2013 while throwing 1.1 scoreless innings with three strikeouts against New Mexico State.



**SUMMER 2013**

Played for the Wareham Gatemen in the Cape Cod League... made three appearances (1 start) with a 0-1 record, one save, 7.1 innings pitched allowing seven hits and struck out nine with six walks... struck out three batters in each outing... earned save pitching two innings allowing one run on one hit with three strikeouts and a walk on June 23 against Brewster.

**2013 (Freshman)**

Made 11 appearances (1 start) with a 0-0 record, 8.22 ERA, one save, 15.1 innings pitched, allowed 19 hits and 14 runs (14 earned) with 12 strikeouts and 15 walks while opponents batted .302... **AGAINST NATIONALLY RANKED OPPONENTS...** made four appearances (0 starts) with a 0-0 record, 27.00 ERA in 1.2 innings pitched... **DURING BIG 12 CONFERENCE PLAY...** made four appearances (0 starts) with a 0-0 record, 6.48 ERA with 8.1 innings pitched with six strikeouts and nine walks allowed... **BIG 12 CHAMPIONSHIP...** made one appearance allowing one run (earned) without recording an out... **HOME GAMES...** made five appearances (0 starts) with a 0-0 record, 6.75 ERA with a save, 6.2 innings pitched allowing six hits and five runs (5 earned) with four strikeouts and six walks while opponents batted .261... **ROAD/NEUTRAL SITE GAMES...** made six appearances (1 start) with a 0-0 record, 9.35 ERA with 8.2 innings pitched allowing 13 hits and nine runs (9 earned) with eight strikeouts and nine walks while opponents batted .325... **SITUATIONAL:** opposing left-handed batters hit .167 (4-for-24)... opposing right-handed batters hit .385 (15-for-39)... opposing batters hit .282 (11-for-39) with runners on base... opposing batters hit .333 (8-for-24) with the bases empty... opposing batters hit .333 (7-for-21) with two outs... forced opponents to hit into four double plays... **MISCELLANEOUS:** made one midweek start (at New Mexico State - 3/25)... made three scoreless outings... made two multiple-inning appearances in relief... allowed one or fewer hits in six outings, including six of his last seven outings... allowed one or fewer runs in five of his last six outings... team posted a 4-7 record during his 11 outings... **SEASON HIGHLIGHTS...** made career debut in first career start at New Mexico (3/25) going 1.1 innings allowing two runs (both earned) on three hits with two strikeouts and two walks in a no decision... pitched a season-high 5.2 innings with a season-high six strikeouts in relief at Kansas State (4/6) throwing a season-high 98 pitches... notched first career save pitching 1.1 scoreless innings with three strikeouts without allowing a walk in a 6-1 win over New Mexico State (4/23)... had back-to-back scoreless appearances against New Mexico State and throwing a scoreless 0.1 innings at No. 11 Oklahoma (4/28).

**HIGH SCHOOL**

A four-year varsity letterwinner at Ponder High School for head coach Mark Low... as a senior named District 9-2A Most Valuable Player and first team all-district... a four-time all-district selection... a three-time all-state selection... earned first team all-state as both a sophomore and senior... Perfect Game Rawlings High School Second Team All-America... Perfect Game High School First Team All-America - Texas... Perfect Game No. 56 Major League Baseball Draft Prospect (Texas)... Perfect Game No. 93 Major League Baseball Draft Prospect (National)... played for the Texas Rangers Area Code Team in 2011... also lettered three years in basketball (center), three years in football (quarterback and linebacker) and one year in cross country... helped basketball team to a state championship in 2010... was a member of the 2009 football team - the first ever varsity football team in school history... received 36 NCAA Division I offers out of high school... became the first student-athlete from Ponder High School to sign a NCAA Division I letter of intent with a major college program while signing out of high school with Arizona... attended Arizona during his freshman fall semester (2012).

**PERSONAL**

Kenneth Dalton Brown... born September 15, 1993, in Denton, Texas... son of Dale and Julie Brown... mother, Julie, played basketball at Navarro College and was also a junior Olympic track and field athlete... father, Dale, participated in rodeo at Navarro College... a sports and exercise science major at Texas Tech.



**DALTON BROWN - 2013 GAME-BY-GAME STATISTICS**

| Date   | Opponent            | GS* | IP   | H  | R  | ER | BB | SO | 2B | 3B | HR | WP | BK | HBP | IBB | Score | W-L | Sv | ERA   | NP |
|--------|---------------------|-----|------|----|----|----|----|----|----|----|----|----|----|-----|-----|-------|-----|----|-------|----|
| Mar 25 | at New Mexico State |     | 1.1  | 3  | 2  | 2  | 2  | 2  | 0  | 0  | 0  | 3  | 0  | 0   | 0   | 6-7   | 0-0 | 0  | 13.50 | 51 |
| Mar 30 | TCU                 |     | 1.2  | 2  | 2  | 2  | 2  | 0  | 0  | 0  | 0  | 1  | 0  | 0   | 0   | 3-7   | 0-0 | 0  | 12.00 | 30 |
| Apr 02 | at New Mexico       |     | 1.0  | 2  | 1  | 1  | 1  | 0  | 0  | 0  | 0  | 0  | 0  | 0   | 0   | 3-10  | 0-0 | 0  | 11.25 | 20 |
| Apr 06 | at Kansas State     |     | 5.2  | 6  | 2  | 2  | 2  | 6  | 0  | 0  | 2  | 0  | 0  | 0   | 0   | 2-15  | 0-0 | 0  | 6.52  | 98 |
| Apr 16 | at Rice             |     | 0.1  | 1  | 3  | 3  | 2  | 0  | 0  | 0  | 0  | 0  | 0  | 0   | 0   | 2-11  | 0-0 | 0  | 9.00  | 18 |
| Apr 23 | NEW MEXICO STATE    |     | 1.1  | 0  | 0  | 0  | 0  | 3  | 0  | 0  | 0  | 0  | 0  | 0   | 0   | 6-1   | 0-0 | 1  | 7.94  | 17 |
| Apr 28 | at Oklahoma         |     | 0.1  | 1  | 0  | 0  | 2  | 0  | 0  | 0  | 0  | 0  | 0  | 0   | 0   | 9-3   | 0-0 | 1  | 7.71  | 20 |
| Apr 30 | NEW MEXICO          |     | 1.0  | 2  | 1  | 1  | 0  | 0  | 2  | 0  | 0  | 0  | 0  | 0   | 0   | 12-8  | 0-0 | 1  | 7.82  | 20 |
| May 07 | DALLAS BAPTIST      |     | 2.0  | 1  | 0  | 0  | 1  | 1  | 0  | 0  | 0  | 0  | 0  | 0   | 0   | 7-2   | 0-0 | 1  | 6.75  | 30 |
| May 18 | BAYLOR              |     | 0.2  | 1  | 2  | 2  | 3  | 0  | 0  | 1  | 0  | 1  | 0  | 0   | 0   | 8-15  | 0-0 | 1  | 7.63  | 24 |
| May 24 | vs Oklahoma         |     | 0.0  | 0  | 1  | 1  | 0  | 0  | 0  | 0  | 0  | 0  | 0  | 0   | 0   | 0-8   | 0-0 | 1  | 8.22  | 3  |
| Totals |                     | 1   | 15.1 | 19 | 14 | 14 | 15 | 12 | 2  | 1  | 2  | 5  | 0  | 0   | 0   | 58-87 | 0-0 | 1  | 8.22  | -  |

# 21



## BRYANT BURLESON

**5-10 • 185 • INF • R/R • Jr. • 2L**  
**Midland, Texas • Midland Christian**

### CAREER-HIGHS:

Games Played (Season): \_\_\_\_\_ 55 (2013)  
 Games Started (Season): \_\_\_\_\_ 55 (2013)  
 At-Bats: \_\_\_\_\_ 6 4x, at Oklahoma (4/28/13)\*  
 Runs: \_\_\_\_\_ 2 11x, vs. Baylor (5/18/13)\*  
 Hits: \_\_\_\_\_ 4, at FIU (2/25/13)  
 RBI: \_\_\_\_\_ 5, vs. Alabama A&M (3/13/12)  
 Doubles: \_\_\_\_\_ 2 2x, vs. New Mexico State (4/23/13)\*  
 Triples: \_\_\_\_\_ 1, at Kansas (4/1/12)  
 Home Runs: \_\_\_\_\_ None  
 Walks: \_\_\_\_\_ 2 7x, vs. Baylor (5/18/13)\*  
 Strikeouts: \_\_\_\_\_ 3 2x, at New Mexico State (3/25/13)\*  
 Stolen Bases: \_\_\_\_\_ 1 4x, vs. New Mexico (4/30/13)\*  
 Hit Streak: \_\_\_\_\_ 14 games (4/27-5/25/13)

\* Indicates most recent high

## DID YOU KNOW?

Burleson ended the 2013 season with a 14-game hit streak (April 27-May 25), marking the longest hit streak by a Red Raider to end the season since 2001.



### CAREER

Played in 101 games (91 starts) batting .263 (91-for-346) with 42 runs, 24 doubles, one triple, 50 RBI, 117 total bases, 38 walks, 14 hit-by-pitch, 4-for-10 stolen bases, .338 slugging percentage and .357 on-base percentage while fielding .971 (131 putouts, 275 assists, 12 errors)... recorded 24 multi-hit games, including three three-hit games and one four-hit performance... tallied 11 multiple RBI games, including one five-RBI game... **DURING BIG 12 CONFERENCE PLAY**... played in 42 games (38 starts) batting .224 (33-for-147) with 14 runs, nine doubles, one triple, 16 RBI, 44 total bases, 10 walks, four hit-by-pitch, .299 slugging percentage, .292 on-base percentage while fielding .961 (55 putouts, 116 assists, 7 errors).

### SUMMER 2013

Played for the Green Bay Bullfrogs in the Northwoods League... batted .289 (77-for-260) with 40 runs, 13 doubles, two triples, nine home runs, 50 RBI, 22 walks and 12-for-18 stolen bases in 66 games... during final 15 games, batted .435 (27-for-62) with 12 runs, six doubles, a triple, three home runs and 17 RBI... hit safely in 16 of final 17 games of the season... finished the season batting .559 (19-for-34) during last eight games with eight extra-base hits, 11 RBI and seven multi-hit games.

### 2013 (Junior)

Academic All-Big 12 First Team... Brooks Wallace Memorial Classic Most Outstanding Player... Brooks Wallace Memorial Classic All-Tournament Team (2B)... played in 55 games (55 starts) while starting all 55 games at second base... batted second 28 times, three-hole 12 times, five-hole 12 times, six-hole twice and seven-hole once... batted .275 (56-for-204) with 27 runs, 12 doubles, 30 RBI, 68 total bases, 25 walks, 10 hit-by-pitch, 2-of-6 stolen bases, .333 slugging percentage and .378 on-base percentage while fielding .969 (96 putouts, 155 assists, 8 errors)... led the team in doubles and double plays turned (44)... helped Red Raiders break school record for double plays turned (68) in a single-season... previous double plays record of 65 was set in 2011... **BIG 12 CONFERENCE RANKINGS:** led league in double plays turned (44)... ninth in assists (155)... **AGAINST NATIONALLY RANKED OPPONENTS**... played in 14 games (14 starts) batted .296 (16-for-54) with two runs, two doubles, eight RBI, 18 total bases, .367 on-base percentage and fielded .933 (21 putouts, 35 assists, 4 errors)... led the team in batting average, base hits and total bases against nationally-ranked opponents... **DURING BIG 12 CONFERENCE PLAY**... played in 24 games (24 starts) batted .244 (22-for-90) with 10 runs, seven doubles, 12 RBI, eight walks, four hit-by-pitch and .333 on-base percentage while fielding .966 (47 putouts, 68 assists, 4 errors)... was one of four Red Raiders (Jake Barrios, Eric Gutierrez, Tim Proudfoot) to start in every Big 12 game... led team in doubles during Big 12 play... ranked second in the league in double plays turned during Big 12 games... ranked seventh in the league in assists (68) during Big 12 play... ranked eighth in the league in doubles during Big 12 play... **BIG 12 CHAMPIONSHIP**... played in three games (3 starts) batted .231 (3-for-13) with an RBI... **HOME GAMES**... played in 29 games (29 starts) batted .307 (31-for-101) with 22 runs, eight doubles, 20 RBI, 19 walks, 2-of-5 stolen bases and fielded .985 (42 putouts, 92 assists, 2 errors)... was one of two Red Raiders (Eric Gutierrez) to start all 29 home games... led team in doubles and walks during home games... **ROAD/NEUTRAL SITE GAMES**... played in 26 games (26 starts) batted .243 (25-for-103) with five runs, four doubles, 10 RBI and fielded .951 (54 putouts, 63 assists, 6 errors)... led team in at-bats, hits and doubles during road/neutral site games... **SITUATIONAL:** batted .327 (32-for-98) with runners on base... batted .571 (4-for-7) with the bases loaded... batted .314 (22-for-70) with runners in scoring position... recorded 13 two-out RBI... **MISCELLANEOUS:** four go-ahead RBI... two game-tying RBI... seven infield base hits... one bunt base hit... two game-winning RBI (single to left field in third inning helping give Tech a 6-0 win over Utah Valley on March 13... single to right field in fifth inning helping give Tech an 8-2 win over Baylor in the final game of the season in the Big 12 Championship on May 25)... posted 13 multi-hit games, including one four-hit performance... notched six multiple RBI games... **HIT STREAK:** ended the season with a season-long 14-game hit streak (4/27-5/25) batting .351 (20-for-57) with six runs, two doubles, nine RBI, five walks, .386 slugging percentage and .403 on-base percentage in nearly a month time span... had six multi-hit games during hit streak... marked the longest hit streak by a Red Raider to end a season since 2001 (Anthony Arnerich, 17 games)... **REACHING BASE SAFELY:** reached base safely in a season-high 17 consecutive games... **SEASON HIGHLIGHTS**... made season debut going 1-for-4 with a run scored and RBI on Opening Day against Northern Illinois (2/15)... started season with an 11-game hit streak (2/15-3/2)... had a season-high four hits and matched a season-high two runs going 4-for-5 with an RBI at FIU (2/25)... went 2-for-4 with two RBI in victory at No. 16 Arizona (3/16), the defending NCAA College World Series champions... went 2-for-4 with two



runs and matched a season-high two walks in series finale against UT Arlington (3/10)... went 2-for-3 with a season-high two doubles and a walk against New Mexico State (4/23)... batted .414 (12-for-29) during a seven-game stretch with five multi-hit games with six of the seven games against ranked opponents (Oklahoma, New Mexico, Oklahoma State, Arizona State)... went 2-for-3 with two runs, a double, two walks, an RBI and a walk against No. 17 New Mexico (4/30)... **OKLAHOMA STATE SERIES:** batted .333 (4-for-12) with two RBI and a .385 on-base percentage... went 2-for-5 with two RBI against No. 19 Oklahoma State (5/4) in the middle game of the series... went 2-for-4 with a run scored against Dallas Baptist (5/7)... went 2-for-4 with an RBI at No. 13 Arizona State (5/15)... went 2-for-3 with two runs, a double, two walks and two RBI in regular season finale against Baylor (5/18)... helped turn school-record breaking double play on a 6-4-3 double play (playing second base) for 66th double play of the season... broke record (65) that was set in 2011... member of the 2012 Big Commissioner's Fall Academic Honor Roll... member of the 2013 Big 12 Commissioner's Spring Academic Honor Roll (Dean's List).

#### SUMMER 2012

Played for the Dodge City A's of the Jayhawk League... helped lead team to a seventh-place finish at the National Baseball Congress World Series in Wichita, Kan., with a 3-2 record... in tournament play batted .304 (7-for-23) with three runs, two doubles and two RBI... played in 27 games (22 starts) batting .288 (30-for-104) with 21 runs, eight doubles, three triples, two home runs, 18 RBI, 4-of-4 stolen bases, .481 slugging percentage, .321 on-base percentage and fielded .902 (51 putouts, 50 assists, 11 errors).

#### 2012 (Freshman)

Played in 46 games (36 starts) while starting 19 games at second base, 16 games at third base and one game at shortstop... batted seven-hole 20 times, eight-hole nine times, six-hole four times, nine-hole twice and leadoff once... batted .246 (35-for-142) with 15 runs, 12 doubles, one triple, 20 RBI, 49 total bases, 13 walks, 2-of-4 stolen bases, .345 slugging percentage, .325 on-base percentage and fielded .975 (35 putouts, 120 assists, 4 errors)... in 14 games (12 starts) **AGAINST NATIONALLY-RANKED OPPONENTS** batted .289 (13-for-45) with two runs, four doubles, five RBI, four walks, 1-of-1 stolen base, .378 slugging percentage, .373 on-base percentage and fielded .982 (11 putouts, 44 assists, 1 error)... **DURING BIG 12 CONFERENCE PLAY**... in 18 games (14 starts) batted .193 (11-for-57) with four runs, two doubles, one triple, four RBI and two walks with a .263 slugging percentage and .220 on-base percentage and fielded .949 (8 putouts, 48 assists, 3 errors)... in 28 **HOME GAMES** batted .241 (20-for-83) with nine runs, seven doubles, 14 RBI, 11 walks, 2-of-3 stolen bases, .325 slugging percentage, .333 on-base percentage and fielded .977 (24 putouts, 62 assists, 2 errors)... in 18 **ROAD/NEUTRAL SITE GAMES** batted .254 (15-for-59) with six runs, five doubles, one triple, six RBI, two walks, three hit-by-pitch, .373 slugging percentage, .313 on-base percentage and fielded .972 (11 putouts, 58 assists, 2 errors)... **SITUATIONAL:** batted .263 (20-for-76) with runners on base... batted .227 (15-for-66) with the bases empty... batted .444 (4-for-9) with the bases loaded... tied for the team lead with four hits with the bases loaded... batted .250 (10-for-40) with runners in scoring position... batted .311 (14-for-45) with two outs... recorded 12 two-out RBI... **MISCELLANEOUS:** posted four go-ahead RBI... notched two game-tying RBI... recorded three infield base hits... collected two bunt base hits... had two game-winning RBI... recorded 11 multi-hit games, including three games with three hits... had five multiple RBI games, including one five-RBI contest... **HIT STREAK:** had a season-best three-game hit streak (3/25-30) while batting .363 (4-for-11) with a double and two walks... **REACHING BASE SAFELY:** reached base safely in a season-high 10 consecutive games... **SEASON HIGHLIGHTS:** made career debut as a pinch hitter going 0-for-1 against Tennessee Tech (2/18)... tallied first career hit with a single to right-center field while going 1-for-5 against Tennessee Tech (2/19)... posted first career multi-hit game and multiple RBI game going 2-for-3 with a double, two RBI, walk and a stolen base against Northern Illinois (2/26)... went 2-for-4 with an RBI and recorded 10 assists (second baseman) at No. 10 Arizona State (3/6)... 10 assists against the Sun Devils marked the most by a Red Raider second baseman in a game in over 11 years... the assists total matched (3 times) the most assists by a Tech infielder since May 12, 2002 (Gera Alvarez, SS - 11 assists vs. UT-Pan American)... went 3-for-6 with two runs, two doubles and five RBI (all season-highs) against Alabama A&M (3/13)... went 3-for-4 with a run, double and RBI in the series opener against No. 27 Oklahoma (3/23)... went 2-for-4 with a run and first career triple at Kansas (4/1)... drove in the game-winning run against No. 25 Texas (4/6) with a single to right field in the bottom of the 14th inning to lead Tech to a 3-2 victory... went 3-for-4 with a run and two RBI at New Mexico State (5/1)... member of the 2011 Big 12 Commissioner's Fall Academic Honor Roll (Dean's List)... member of the 2012 Big 12 Commissioner's Spring Academic Honor Roll.

#### HIGH SCHOOL

A four-year varsity letterwinner at Midland Christian High School for head coach Dale Redman... batted .567 with 16 doubles, six triples, six home runs, 47 RBI and 20 stolen bases with only 10 strikeouts as a senior... earned district offensive MVP, first team all-district and first team all-state honors... led team to district championship... top moment as a senior was hitting for the cycle in a game and finishing the game with a walk-off grand slam... as a junior batted .626 (57-for-91) with 44 runs, five home runs, 49 RBI, 16 walks and a .802 on-base percentage... 2010 first team all-state, first team all-district and named district MVP... as a sophomore batted .442 (38-for-86) with 32 runs, six home runs, 33 RBI, 22 walks, seven stolen bases and a .545 on-base percentage... 2009 first team all-district... as a freshman batted .382 (29-for-76) with 21 runs, one home run, 18 walks, five stolen bases and a .479 on-base percentage... 2008 first team all-district... also earned four varsity letters in football and three in track and field... two-time all-state and three-time all-district selection in football (defensive back) while earning district MVP honors in 2008 and 2009... helped lead team to district championships in 2008 and 2010 while finishing as state semifinalist in 2008... 2010 state medalist in 4X100 relay... earned academic all-state honors in baseball and track and field... president of National Honor Society and graduated in top 10 percentage of graduating class.

#### PERSONAL

Bryant Lane Bursleson... born June 29, 1992, in Odessa, Texas... son of Jerry and Gayle Bursleson... has an older brother, Cory... brother, Cory, played baseball at Nebraska... a business/finance major at Texas Tech.





## BRYANT BURLESON - 2013 GAME-BY-GAME STATISTICS

| Date   | Opponent            | Pos  | AB  | R  | H  | RBI | 2B | 3B | HR | BB | SB | CS | HBP | SAC | SF | GDP | K  | PO | A   | E | Avg  |
|--------|---------------------|------|-----|----|----|-----|----|----|----|----|----|----|-----|-----|----|-----|----|----|-----|---|------|
| Feb 15 | NORTHERN ILLINOIS   | *2b  | 4   | 1  | 1  | 1   | 0  | 0  | 0  | 0  | 0  | 0  | 0   | 0   | 1  | 0   | 1  | 2  | 2   | 0 | .250 |
| Feb 16 | NORTHERN COLORA     | *2b  | 4   | 1  | 1  | 0   | 0  | 0  | 0  | 1  | 0  | 0  | 0   | 0   | 0  | 0   | 0  | 1  | 0   | 0 | .250 |
| Feb 16 | BYU                 | *2b  | 2   | 2  | 2  | 2   | 0  | 0  | 0  | 2  | 0  | 0  | 0   | 0   | 0  | 0   | 0  | 1  | 4   | 0 | .400 |
| Feb 17 | NORTHERN ILLINOIS   | *2b  | 2   | 2  | 2  | 0   | 1  | 0  | 0  | 1  | 0  | 1  | 2   | 0   | 0  | 0   | 0  | 1  | 8   | 0 | .500 |
| Feb 22 | vs Troy             | *2b  | 3   | 0  | 1  | 0   | 0  | 0  | 0  | 2  | 0  | 0  | 0   | 0   | 0  | 0   | 2  | 2  | 3   | 1 | .467 |
| Feb 23 | at UCF              | *2b  | 4   | 2  | 1  | 0   | 0  | 0  | 0  | 1  | 0  | 0  | 0   | 0   | 0  | 0   | 1  | 2  | 0   | 0 | .421 |
| Feb 24 | vs Connecticut      | *2b  | 5   | 0  | 1  | 0   | 0  | 0  | 0  | 0  | 0  | 0  | 0   | 0   | 0  | 0   | 0  | 3  | 3   | 0 | .375 |
| Feb 25 | at FIU              | *2b  | 5   | 2  | 4  | 1   | 0  | 0  | 0  | 0  | 0  | 0  | 0   | 0   | 0  | 0   | 1  | 5  | 1   | 1 | .448 |
| Feb 26 | at FIU              | *2b  | 5   | 0  | 1  | 0   | 0  | 0  | 0  | 0  | 0  | 0  | 0   | 0   | 0  | 0   | 0  | 3  | 3   | 0 | .412 |
| Mar 01 | LA SALLE            | *2b  | 6   | 0  | 2  | 2   | 0  | 0  | 0  | 0  | 0  | 0  | 0   | 0   | 0  | 0   | 0  | 1  | 5   | 0 | .400 |
| Mar 02 | LA SALLE            | *2b  | 3   | 0  | 1  | 0   | 0  | 0  | 0  | 1  | 0  | 1  | 0   | 0   | 0  | 0   | 1  | 1  | 2   | 0 | .395 |
| Mar 03 | LA SALLE            | *2b  | 3   | 1  | 0  | 0   | 0  | 0  | 0  | 1  | 0  | 0  | 0   | 0   | 0  | 1   | 1  | 1  | 4   | 0 | .370 |
| Mar 05 | at Arizona          | *2b  | 3   | 0  | 1  | 1   | 1  | 0  | 0  | 1  | 0  | 1  | 0   | 0   | 0  | 0   | 0  | 0  | 3   | 0 | .367 |
| Mar 06 | at Arizona          | *2b  | 4   | 0  | 2  | 2   | 0  | 0  | 0  | 0  | 0  | 0  | 1   | 0   | 0  | 0   | 1  | 0  | 3   | 0 | .377 |
| Mar 08 | UT ARLINGTON        | *2b  | 3   | 0  | 0  | 0   | 0  | 0  | 0  | 0  | 0  | 0  | 1   | 1   | 0  | 0   | 0  | 3  | 5   | 0 | .357 |
| Mar 09 | UT ARLINGTON        | *2b  | 3   | 0  | 0  | 1   | 0  | 0  | 0  | 1  | 0  | 0  | 0   | 0   | 0  | 0   | 0  | 1  | 6   | 0 | .339 |
| Mar 10 | UT ARLINGTON        | *2b  | 4   | 2  | 2  | 0   | 0  | 0  | 0  | 2  | 0  | 1  | 0   | 0   | 0  | 0   | 2  | 1  | 2   | 0 | .349 |
| Mar 12 | UTAH VALLEY         | *2b  | 4   | 0  | 0  | 1   | 0  | 0  | 0  | 0  | 0  | 0  | 0   | 0   | 0  | 0   | 0  | 0  | 1   | 0 | .328 |
| Mar 13 | UTAH VALLEY         | *2b  | 2   | 0  | 1  | 1   | 0  | 0  | 0  | 0  | 0  | 0  | 0   | 0   | 0  | 0   | 1  | 0  | 0   | 0 | .333 |
| Mar 15 | at Texas            | *2b  | 4   | 0  | 0  | 0   | 0  | 0  | 0  | 0  | 0  | 0  | 0   | 0   | 0  | 0   | 3  | 5  | 5   | 0 | .315 |
| Mar 16 | at Texas            | *2b  | 4   | 0  | 1  | 0   | 1  | 0  | 0  | 0  | 0  | 0  | 0   | 0   | 0  | 0   | 0  | 2  | 4   | 0 | .312 |
| Mar 17 | at Texas            | *2b  | 4   | 0  | 1  | 1   | 0  | 0  | 0  | 0  | 0  | 0  | 0   | 0   | 0  | 0   | 0  | 0  | 2   | 0 | .309 |
| Mar 19 | ARIZONA STATE       | *2b  | 4   | 0  | 0  | 0   | 0  | 0  | 0  | 0  | 1  | 0  | 1   | 0   | 0  | 0   | 0  | 1  | 4   | 0 | .294 |
| Mar 22 | at West Virginia    | *2b  | 3   | 0  | 1  | 0   | 0  | 0  | 0  | 0  | 0  | 0  | 1   | 0   | 0  | 0   | 1  | 1  | 2   | 0 | .295 |
| Mar 23 | at West Virginia-1  | *2b  | 4   | 0  | 1  | 0   | 0  | 0  | 0  | 1  | 0  | 0  | 0   | 1   | 0  | 0   | 0  | 4  | 6   | 1 | .293 |
| Mar 23 | at West Virginia-2  | *2b  | 4   | 0  | 0  | 0   | 0  | 0  | 0  | 0  | 0  | 0  | 0   | 0   | 0  | 0   | 0  | 4  | 1   | 0 | .281 |
| Mar 25 | at New Mexico State | *2b  | 4   | 0  | 0  | 1   | 0  | 0  | 0  | 0  | 0  | 0  | 0   | 0   | 1  | 0   | 3  | 1  | 5   | 0 | .270 |
| Mar 29 | TCU                 | *2b  | 4   | 0  | 1  | 1   | 0  | 0  | 0  | 0  | 0  | 0  | 0   | 0   | 0  | 1   | 1  | 2  | 6   | 0 | .269 |
| Mar 30 | TCU                 | *2b  | 2   | 2  | 1  | 0   | 1  | 0  | 0  | 2  | 0  | 0  | 0   | 0   | 0  | 0   | 1  | 2  | 6   | 0 | .274 |
| Mar 31 | TCU                 | *2b  | 4   | 2  | 1  | 2   | 1  | 0  | 0  | 0  | 0  | 0  | 1   | 0   | 0  | 0   | 1  | 2  | 5   | 1 | .273 |
| Apr 02 | at New Mexico       | *2b  | 4   | 0  | 0  | 1   | 0  | 0  | 0  | 0  | 0  | 0  | 0   | 0   | 0  | 0   | 0  | 2  | 0   | 0 | .263 |
| Apr 05 | at Kansas State     | *2b  | 5   | 0  | 1  | 0   | 1  | 0  | 0  | 0  | 0  | 0  | 0   | 0   | 0  | 0   | 2  | 0  | 2   | 0 | .261 |
| Apr 06 | at Kansas State     | *2b  | 1   | 0  | 0  | 0   | 0  | 0  | 0  | 0  | 0  | 0  | 0   | 0   | 0  | 0   | 1  | 0  | 0   | 0 | .258 |
| Apr 07 | at Kansas State     | *2b  | 4   | 1  | 1  | 0   | 1  | 0  | 0  | 1  | 0  | 0  | 0   | 0   | 0  | 0   | 1  | 3  | 2   | 0 | .258 |
| Apr 14 | LUBBOCK CHRISTIAN   | *2b  | 3   | 1  | 0  | 0   | 0  | 0  | 0  | 1  | 0  | 0  | 1   | 0   | 0  | 0   | 1  | 1  | 2   | 0 | .252 |
| Apr 16 | at Rice             | *2b  | 3   | 0  | 0  | 0   | 0  | 0  | 0  | 0  | 0  | 0  | 0   | 0   | 0  | 1   | 0  | 0  | 4   | 1 | .246 |
| Apr 19 | KANSAS              | *2b  | 2   | 1  | 0  | 0   | 0  | 0  | 0  | 1  | 0  | 0  | 1   | 0   | 0  | 0   | 1  | 1  | 3   | 0 | .242 |
| Apr 20 | KANSAS              | *2b  | 4   | 0  | 1  | 1   | 1  | 0  | 0  | 0  | 0  | 0  | 0   | 0   | 0  | 0   | 0  | 3  | 3   | 0 | .243 |
| Apr 21 | KANSAS              | *2b  | 5   | 1  | 1  | 1   | 0  | 0  | 0  | 0  | 0  | 0  | 0   | 0   | 0  | 0   | 0  | 1  | 4   | 0 | .241 |
| Apr 23 | NEW MEXICO STATE    | *2b  | 3   | 0  | 2  | 1   | 2  | 0  | 0  | 1  | 0  | 0  | 0   | 0   | 0  | 0   | 0  | 5  | 5   | 0 | .250 |
| Apr 26 | at Oklahoma         | *2b  | 3   | 0  | 0  | 0   | 0  | 0  | 0  | 0  | 0  | 0  | 0   | 0   | 0  | 0   | 1  | 5  | 3   | 0 | .245 |
| Apr 27 | at Oklahoma         | *2b  | 4   | 0  | 1  | 1   | 0  | 0  | 0  | 0  | 0  | 0  | 0   | 0   | 0  | 0   | 1  | 3  | 2   | 1 | .245 |
| Apr 28 | at Oklahoma         | *2b  | 6   | 0  | 2  | 0   | 0  | 0  | 0  | 0  | 0  | 0  | 0   | 0   | 0  | 0   | 0  | 3  | 1   | 0 | .248 |
| Apr 30 | NEW MEXICO          | *2b  | 3   | 2  | 2  | 1   | 1  | 0  | 0  | 2  | 1  | 0  | 0   | 0   | 0  | 0   | 1  | 3  | 3   | 0 | .256 |
| May 03 | OKLAHOMA STATE      | *2b  | 3   | 0  | 1  | 0   | 0  | 0  | 0  | 1  | 0  | 0  | 0   | 0   | 0  | 0   | 0  | 0  | 2   | 0 | .258 |
| May 04 | OKLAHOMA STATE      | *2b  | 5   | 0  | 2  | 2   | 0  | 0  | 0  | 0  | 0  | 0  | 0   | 0   | 0  | 0   | 1  | 1  | 2   | 1 | .262 |
| May 05 | OKLAHOMA STATE      | *2b  | 4   | 0  | 1  | 0   | 0  | 0  | 0  | 0  | 0  | 0  | 0   | 0   | 0  | 0   | 1  | 1  | 2   | 0 | .262 |
| May 07 | DALLAS BAPTIST      | *2b  | 4   | 1  | 2  | 0   | 0  | 0  | 0  | 0  | 0  | 0  | 0   | 0   | 0  | 0   | 0  | 2  | 1   | 0 | .267 |
| May 15 | at Arizona State    | *2b  | 4   | 0  | 2  | 1   | 0  | 0  | 0  | 0  | 0  | 0  | 0   | 0   | 0  | 0   | 1  | 1  | 2   | 0 | .272 |
| May 16 | BAYLOR              | *2b  | 4   | 1  | 1  | 1   | 0  | 0  | 0  | 0  | 0  | 0  | 1   | 0   | 0  | 0   | 1  | 0  | 2   | 0 | .272 |
| May 17 | BAYLOR              | *2b  | 4   | 0  | 1  | 0   | 0  | 0  | 0  | 0  | 0  | 0  | 0   | 0   | 0  | 0   | 1  | 1  | 0   | 0 | .271 |
| May 18 | BAYLOR              | *2b  | 3   | 2  | 2  | 2   | 1  | 0  | 0  | 2  | 0  | 0  | 0   | 0   | 0  | 1   | 0  | 3  | 3   | 0 | .277 |
| May 23 | vs Kansas State     | *2b  | 4   | 0  | 1  | 0   | 0  | 0  | 0  | 0  | 0  | 0  | 0   | 0   | 0  | 0   | 2  | 1  | 2   | 0 | .277 |
| May 24 | vs Oklahoma         | *2b  | 4   | 0  | 1  | 0   | 0  | 0  | 0  | 0  | 0  | 0  | 0   | 0   | 0  | 0   | 1  | 2  | 2   | 1 | .276 |
| May 25 | vs Baylor           | *2b  | 5   | 0  | 1  | 1   | 0  | 0  | 0  | 0  | 0  | 0  | 0   | 0   | 0  | 0   | 1  | 2  | 2   | 0 | .275 |
| Totals |                     | 55gs | 204 | 27 | 56 | 30  | 12 | 0  | 0  | 25 | 2  | 4  | 10  | 2   | 2  | 4   | 39 | 96 | 155 | 8 | .275 |

On base pct. .378 • Slugging pct. .333



**BRYANT BURLESON - 2012 GAME-BY-GAME STATISTICS**

| Date   | Opponent            | Pos    | AB  | R  | H  | RBI | 2B | 3B | HR | BB | SB | CS | HBP | SAC | SF | GDP | K  | PO | A   | E | Avg  |
|--------|---------------------|--------|-----|----|----|-----|----|----|----|----|----|----|-----|-----|----|-----|----|----|-----|---|------|
| Feb 18 | TENNESSEE TECH      | ph     | 1   | 0  | 0  | 0   | 0  | 0  | 0  | 0  | 0  | 0  | 0   | 0   | 0  | 0   | 0  | 0  | 0   | 0 | .000 |
| Feb 19 | TENNESSEE TECH      | *2b    | 5   | 1  | 1  | 0   | 0  | 0  | 0  | 0  | 0  | 0  | 0   | 0   | 0  | 0   | 1  | 2  | 3   | 0 | .167 |
| Feb 19 | MISSOURI STATE      | ph     | 1   | 0  | 0  | 0   | 0  | 0  | 0  | 0  | 0  | 0  | 0   | 0   | 0  | 0   | 0  | 0  | 0   | 0 | .143 |
| Feb 24 | ST. JOHN'S          | *2b    | 3   | 0  | 1  | 0   | 1  | 0  | 0  | 1  | 1  | 0  | 0   | 0   | 0  | 0   | 1  | 1  | 1   | 0 | .200 |
| Feb 26 | ST. JOHN'S          | *2b    | 3   | 0  | 0  | 0   | 0  | 0  | 0  | 0  | 0  | 0  | 0   | 0   | 1  | 0   | 0  | 2  | 2   | 0 | .154 |
| Feb 26 | NORTHERN ILLINOIS   | *2b    | 3   | 0  | 2  | 2   | 1  | 0  | 0  | 1  | 1  | 0  | 0   | 0   | 0  | 0   | 0  | 2  | 5   | 0 | .250 |
| Feb 27 | NORTHERN ILLINOIS   | *2b    | 3   | 0  | 0  | 0   | 0  | 0  | 0  | 0  | 0  | 0  | 0   | 1   | 0  | 0   | 1  | 3  | 5   | 0 | .211 |
| Mar 03 | vs Rice             | *2b    | 2   | 0  | 0  | 0   | 0  | 0  | 0  | 0  | 0  | 0  | 2   | 0   | 0  | 0   | 0  | 0  | 3   | 0 | .190 |
| Mar 04 | vs Houston          | *2b    | 5   | 0  | 1  | 2   | 1  | 0  | 0  | 0  | 0  | 0  | 0   | 0   | 0  | 0   | 0  | 1  | 6   | 0 | .192 |
| Mar 06 | at Arizona State    | *2b    | 4   | 0  | 2  | 1   | 0  | 0  | 0  | 1  | 0  | 0  | 0   | 0   | 0  | 0   | 1  | 2  | 10  | 0 | .233 |
| Mar 11 | at TCU              | *2b    | 3   | 0  | 0  | 0   | 0  | 0  | 0  | 0  | 0  | 0  | 0   | 0   | 0  | 0   | 1  | 0  | 2   | 0 | .212 |
| Mar 12 | at TCU              | *2b    | 3   | 1  | 2  | 0   | 1  | 0  | 0  | 0  | 0  | 0  | 0   | 1   | 0  | 0   | 0  | 2  | 5   | 0 | .250 |
| Mar 13 | ALABAMA A&M         | *2b/3b | 6   | 2  | 3  | 5   | 2  | 0  | 0  | 0  | 0  | 0  | 0   | 0   | 0  | 1   | 0  | 1  | 2   | 0 | .286 |
| Mar 14 | ALABAMA A&M         | *2b/3b | 5   | 1  | 0  | 1   | 0  | 0  | 0  | 0  | 0  | 0  | 1   | 0   | 0  | 1   | 0  | 2  | 2   | 1 | .255 |
| Mar 16 | at Baylor           | *2b    | 4   | 1  | 1  | 0   | 1  | 0  | 0  | 0  | 0  | 0  | 0   | 0   | 0  | 0   | 1  | 1  | 3   | 0 | .255 |
| Mar 17 | at Baylor           | *2b    | 4   | 0  | 1  | 0   | 0  | 0  | 0  | 0  | 0  | 0  | 0   | 0   | 0  | 0   | 0  | 0  | 3   | 0 | .255 |
| Mar 18 | at Baylor           | *2b    | 4   | 1  | 0  | 0   | 0  | 0  | 0  | 0  | 0  | 0  | 0   | 0   | 0  | 0   | 1  | 1  | 3   | 0 | .237 |
| Mar 20 | FLORIDA GULF COAS   | 2b     | 0   | 0  | 0  | 0   | 0  | 0  | 0  | 0  | 0  | 0  | 0   | 0   | 0  | 0   | 0  | 0  | 0   | 0 | .237 |
| Mar 21 | FLORIDA GULF COAS   | *2b    | 5   | 2  | 2  | 0   | 1  | 0  | 0  | 0  | 0  | 0  | 0   | 0   | 0  | 0   | 1  | 0  | 5   | 0 | .250 |
| Mar 23 | OKLAHOMA            | *2b    | 4   | 1  | 3  | 1   | 1  | 0  | 0  | 0  | 0  | 0  | 0   | 0   | 0  | 0   | 0  | 1  | 3   | 0 | .279 |
| Mar 24 | OKLAHOMA            | *3b    | 4   | 0  | 0  | 0   | 0  | 0  | 0  | 0  | 0  | 0  | 0   | 0   | 1  | 1   | 1  | 4  | 0   | 0 | .264 |
| Mar 25 | OKLAHOMA            | *3b    | 4   | 0  | 2  | 0   | 0  | 0  | 0  | 0  | 0  | 0  | 0   | 0   | 0  | 0   | 1  | 0  | 4   | 1 | .276 |
| Mar 27 | NEW MEXICO STATE    | *3b    | 3   | 1  | 1  | 0   | 1  | 0  | 0  | 2  | 0  | 0  | 0   | 0   | 0  | 0   | 1  | 1  | 1   | 0 | .278 |
| Mar 30 | at Kansas           | *3b    | 4   | 0  | 1  | 0   | 0  | 0  | 0  | 0  | 0  | 0  | 0   | 0   | 0  | 0   | 0  | 2  | 4   | 0 | .277 |
| Mar 31 | at Kansas           | *3b    | 3   | 0  | 0  | 0   | 0  | 0  | 0  | 0  | 0  | 0  | 0   | 1   | 0  | 0   | 0  | 0  | 4   | 1 | .267 |
| Apr 01 | at Kansas           | *3b    | 4   | 1  | 2  | 0   | 0  | 1  | 0  | 0  | 0  | 0  | 0   | 0   | 0  | 1   | 0  | 0  | 4   | 1 | .278 |
| Apr 03 | ANGELO STATE        | *ss    | 4   | 0  | 0  | 0   | 0  | 0  | 0  | 1  | 0  | 0  | 0   | 0   | 0  | 0   | 1  | 1  | 5   | 0 | .266 |
| Apr 06 | TEXAS               | *3b    | 6   | 0  | 1  | 2   | 0  | 0  | 0  | 1  | 0  | 0  | 0   | 0   | 0  | 0   | 1  | 0  | 4   | 0 | .260 |
| Apr 07 | TEXAS               | *2b    | 3   | 0  | 0  | 0   | 0  | 0  | 0  | 1  | 0  | 0  | 0   | 0   | 0  | 0   | 1  | 1  | 4   | 0 | .252 |
| Apr 11 | DALLAS BAPTIST      | *3b    | 4   | 0  | 2  | 1   | 0  | 0  | 0  | 0  | 0  | 1  | 0   | 0   | 0  | 0   | 1  | 1  | 2   | 0 | .262 |
| Apr 13 | HOUSTON             | *3b    | 4   | 1  | 1  | 0   | 0  | 0  | 0  | 1  | 0  | 0  | 0   | 0   | 0  | 0   | 0  | 1  | 3   | 0 | .261 |
| Apr 14 | HOUSTON             | *3b    | 3   | 0  | 0  | 0   | 0  | 0  | 0  | 1  | 0  | 0  | 0   | 0   | 0  | 0   | 1  | 1  | 1   | 0 | .254 |
| Apr 15 | HOUSTON             | pr/dh  | 1   | 0  | 1  | 0   | 0  | 0  | 0  | 0  | 0  | 0  | 0   | 0   | 0  | 0   | 0  | 0  | 0   | 0 | .261 |
| Apr 17 | NEW MEXICO          | *3b/ss | 2   | 0  | 0  | 1   | 0  | 0  | 0  | 1  | 0  | 0  | 0   | 0   | 1  | 0   | 0  | 2  | 2   | 0 | .256 |
| Apr 18 | NEW MEXICO          | 3b     | 1   | 0  | 0  | 0   | 0  | 0  | 0  | 1  | 0  | 0  | 0   | 0   | 0  | 0   | 1  | 0  | 1   | 0 | .254 |
| Apr 20 | at Oklahoma State   | *3b    | 4   | 0  | 0  | 0   | 0  | 0  | 0  | 0  | 0  | 0  | 0   | 0   | 0  | 0   | 2  | 0  | 3   | 0 | .246 |
| Apr 21 | at Oklahoma State   | *3b    | 3   | 0  | 0  | 0   | 0  | 0  | 0  | 0  | 0  | 0  | 0   | 0   | 0  | 0   | 1  | 0  | 2   | 0 | .240 |
| Apr 24 | at New Mexico       | *3b    | 3   | 1  | 0  | 0   | 0  | 0  | 0  | 1  | 0  | 0  | 0   | 0   | 0  | 0   | 0  | 0  | 1   | 0 | .234 |
| Apr 25 | at New Mexico       | pr/3b  | 0   | 0  | 0  | 0   | 0  | 0  | 0  | 0  | 0  | 1  | 0   | 0   | 0  | 0   | 0  | 0  | 1   | 0 | .234 |
| Apr 29 | MISSOURI            | *2b    | 4   | 0  | 0  | 1   | 0  | 0  | 0  | 0  | 0  | 0  | 0   | 0   | 0  | 0   | 0  | 1  | 3   | 0 | .227 |
| May 01 | at New Mexico State | *3b    | 4   | 1  | 3  | 2   | 1  | 0  | 0  | 0  | 0  | 0  | 1   | 0   | 0  | 0   | 1  | 1  | 2   | 0 | .243 |
| May 05 | at Texas A&M        | of     | 1   | 0  | 0  | 0   | 0  | 0  | 0  | 0  | 0  | 0  | 0   | 0   | 0  | 0   | 0  | 0  | 0   | 0 | .241 |
| May 08 | at Dallas Baptist   | *3b    | 4   | 0  | 2  | 1   | 1  | 0  | 0  | 0  | 0  | 0  | 0   | 0   | 0  | 0   | 0  | 1  | 2   | 0 | .248 |
| May 17 | KANSAS STATE        | pr     | 0   | 0  | 0  | 0   | 0  | 0  | 0  | 0  | 0  | 0  | 0   | 0   | 0  | 0   | 0  | 0  | 0   | 0 | .248 |
| May 18 | KANSAS STATE        | ph/ss  | 1   | 0  | 0  | 0   | 0  | 0  | 0  | 0  | 0  | 0  | 0   | 0   | 0  | 0   | 1  | 0  | 0   | 0 | .246 |
| May 19 | KANSAS STATE        | 3b     | 0   | 0  | 0  | 0   | 0  | 0  | 0  | 0  | 0  | 0  | 0   | 0   | 0  | 0   | 0  | 0  | 0   | 0 | .246 |
| Totals |                     | 36gs   | 142 | 15 | 35 | 20  | 12 | 1  | 0  | 13 | 2  | 2  | 4   | 3   | 1  | 5   | 22 | 35 | 120 | 4 | .246 |

On base pct. .325 • Slugging pct. .345



# 28



## DEVON CONLEY

**6-0 • 170 • OF • R/R • Sr. • 1L**

**Rio Rancho, N.M. • Rio Rancho • New Mexico JC**

**CAREER-HIGHS:**

Games Played (Season): \_\_\_\_\_ 56 (2013)  
 Games Started (Season): \_\_\_\_\_ 55 (2013)  
 At-Bats: \_\_\_\_\_ 6 2x, at Oklahoma (4/28/13)\*  
 Runs: \_\_\_\_\_ 3 2x, vs. Baylor (5/16/13)\*  
 Hits: \_\_\_\_\_ 4, vs. Baylor (5/16/13)  
 RBI: \_\_\_\_\_ 4, vs. Northern Colorado (2/16/13)  
 Doubles: \_\_\_\_\_ 1 9x, vs. Baylor (5/17/13)\*  
 Triples: \_\_\_\_\_ 1 2x, vs. Baylor (5/25/13)\*  
 Home Runs: \_\_\_\_\_ 1, vs. Northern Colorado – inside the park (2/16/13)  
 Walks: \_\_\_\_\_ 2 4x, vs. Baylor (5/17/13)\*  
 Strikeouts: \_\_\_\_\_ 3 3x, at Oklahoma (4/26/13)\*  
 Stolen Bases: \_\_\_\_\_ 2, vs. Northern Colorado (2/16/13)  
 Hit Streak: \_\_\_\_\_ 7 games (4/5-4/19/13)

\* Indicates most recent high

## DID YOU KNOW?

Conley led Tech in hits (62) and at-bats (219) during his first season at Tech. He also led the team in infield hits (14) and tied for the lead in outfield assists (5).



**SUMMER 2013**

Played for the East Texas Pump Jacks in the Texas Collegiate League... helped team to a third-place finish in the league standings with a 30-28 overall record... batted .250 (26-for-104) with 17 runs, three doubles, a triple, 10 RBI and 13-for-17 stolen bases... batted .340 (18-for-53) during the last 17 games of the season... notched six multi-hit games... had nine stolen bases in the final 13 games of the season.

**2013 (Junior)**

Big 12 Newcomer of the Week (3/11)... Brooks Wallace Memorial Classic All-Tournament Team (OF)... Perfect Game No. 64 MLB Draft Prospect (Texas)... played 56 games (55 starts) starting 28 games in center field and 27 games in right field... batted two-hole 19 times, six-hole 12 times, three-hole 10 times, leadoff nine times, seven-hole three times, five-hole and eight-hole once each... batted .283 (62-for-219) with 37 runs, nine doubles, two triples, one home run, 31 RBI, 78 total bases, 14 walks, five hit-by-pitch, eight sacrifices, 15-for-16 stolen bases, .356 slugging percentage, .336 on-base percentage and fielded .963 (99 putouts, 5 assists, 4 errors)... joined teammate Eric Gutierrez as the only Red Raiders to play in all 56 games... led the team in at-bats and hits... **BIG 12 CONFERENCE RANKINGS:** 37th in batting (.283)... **AGAINST NATIONALLY RANKED OPPONENTS...** played in 14 games (14 starts) batted .236 (13-for-55) with seven runs, three doubles and five RBI... led team with 55 at-bats and three doubles against nationally-ranked opponents... **DURING BIG 12 CONFERENCE PLAY...** played in 24 games (23 starts) batted .261 (24-for-92) with 11 runs, five doubles, 10 RBI, four walks, four sacrifice bunts, 7-for-8 stolen bases and .299 on-base percentage... led team in games played, at-bats and sacrifice bunts in conference games... ranked fourth in the league in stolen bases (7) during Big 12 games... **BIG 12 CHAMPIONSHIP...** played in three games (3 starts) batted .167 (2-for-12) with two runs, a triple and 1-for-1 stolen bases... **HOME GAMES...** played 29 games (28 starts) batted .319 (37-for-116) with 23 runs, five doubles, a triple, home run (inside-the-park), 20 RBI, nine walks, 8-for-9 stolen bases, .405 slugging percentage, .370 on-base percentage and fielded .974 (37 putouts, 1 assist, 1 error)... led team in games played, at-bats and hits in home games... **ROAD/NEUTRAL SITE GAMES...** played in 27 games (27 starts) batted .243 (25-for-103) with 14 runs, four doubles, a triple, 11 RBI, five walks, four hit-by-pitch, 7-for-7 stolen bases, .298 on-base percentage and fielded .957 (62 putouts, 4 assists, 3 errors)... led team in games played, at-bats, runs, hits, doubles, sacrifice bunts and flies in road/neutral site games... **SITUATIONAL:** batted .297 (33-for-111) with runners on base... batted .333 (4-for-12) with the bases loaded... batted .299 (23-for-77) with runners in scoring position... batted .274 (17-for-62) with two outs... recorded 12 two-out RBI... **MISCELLANEOUS:** five go-ahead RBI... four game-tying RBI... led team with 14 infield hits... tied for team lead (Todd Ritchie) in outfield assists (5)... led the team with five bunt base hits... had three game-winning RBI (inside-the-park home run driving in three runs in the first inning helping Tech to a 10-1 win over Northern Colorado on Feb. 16... doubled to right field driving in two runs in the third inning helping Tech to a 7-0 win over La Salle on Mar. 3... bases-loaded walk driving in a run in the second inning helped Tech to a 7-2 win over Dallas Baptist on May 7)... led the team with 20 multi-hit games, including two three-hit games and one four-hit performance... notched six multiple RBI games, including three three-RBI games and one four-RBI contest... **HIT STREAK:** had a season-long seven-game hit streak (4/5-4/19) batting .370 (10-for-27) with four runs, a double, RBI, three stolen bases, .481 slugging percentage and .381 on-base percentage... **REACHING BASE SAFELY:** reached base safely in a season-high 10 consecutive games... **SEASON HIGHLIGHTS...** made career debut going 3-for-5 with two runs and first career stolen base on Opening Day against Northern Illinois (2/15)... hit first career home run (3-run, inside-the-park HR) and posted career highs in RBI and stolen bases going 2-for-2 with three runs, four RBI, a walk and two stolen bases against Northern Colorado (2/16)... home run was the first of the season for the Red Raiders and the first inside-the-park home run by a Tech player since Feb. 24, 2012 – Barrett Barnes, 3-run HR – vs. No. 18 St. John's in Lubbock... went 2-for-5 at the plate and threw a runner out at home from center field against Connecticut (2/24) at the UCF Tournament in Orlando, Fla... had back-to-back multi-hit games (vs. UConn/at FIU) going 2-for-4 with a run and RBI at FIU (2/25)... went 2-for-4 with three RBI against La Salle (3/3)... **UT ARLINGTON SERIES:** batted .385 (5-for-13) with a run and three RBI... went 2-for-5 with two runs and an RBI against No. 20 Arizona State (3/19)... went 3-for-5 with two runs, a double and stolen base against TCU (3/31) in the series finale... in the middle of a seven-game hit streak, went 2-for-4 with two runs and a stolen base at Dallas Baptist (4/9)... recorded five stolen bases in a six-game stretch in contests against TCU, New Mexico, Kansas State and Dallas Baptist... went 2-for-5 with three RBI against Kansas (4/21) in series finale... went 2-for-6 with two runs, a double, stolen base and two RBI at No. 19 Oklahoma (4/28) in series finale... **AGAINST BAYLOR** (4 Games): batted

.500 (8-for-16) with six runs, a double, triple, two RBI, three walks and 3-for-3 stolen bases... perhaps top performance came in series opener against Baylor (5/16) with a season-high four hits going 4-for-5 with three runs, a walk, stolen base and RBI... in final game of the season went 2-for-4 with two runs, a triple and a stolen base against Baylor (5/25) at the Big 12 Championship.

**SUMMER 2012**

Played for the Dodge City A's of the Jayhawk League... team finished in seventh-place at the National Baseball Congress World Series in Wichita, Kan., with a 3-2 tournament record and to a 26-16 overall record... batted .293 (34-for-116) with 33 runs, four doubles, three home runs, 12 RBI, nine walks, six hit-by-pitch and was 13-of-14 in stolen bases.

**2012 (Junior)**

Redshirted

**NEW MEXICO JUNIOR COLLEGE**

Played at New Mexico Junior College for one season (2011) for head coach Josh Simpson... drafted in the 47th round (1,415 overall) by the Baltimore Orioles in the 2011 Major League Baseball First-Year Players Draft... as a sophomore earned WJCAC All-Conference Honorable Mention... batted .359 (70-for-195) with 67 runs, 13 doubles, five triples, two home runs and 31 RBI with 19-of-24 stolen bases, .475 on-base percentage and fielded .981 with five outfield assists... **NJCAA RANKINGS:** 11th in runs scored (67)... **WJCAC RANKINGS:** fourth in runs scored (67)... fifth in stolen bases (919)... seventh in triples (5)... ninth in base hits (70)... 12th in total bases (99)... 20th in doubles (13)... posted 21 multi-hit games, including five three-hit games and one four-hit performances... collected six multiple RBI games... had at least two stolen bases on three occasions... had a season-high nine-game hit streak (March 24-April 2) batting .529 (18-for-34) with 16 runs with a double, triple, home run, five RBI and two walks... had six multi-hit games during an eight-game span (April 9-22)... went 4-for-5 against Midland College (4/1).

**UNIVERSITY OF NEW MEXICO**

Played at New Mexico for one season (2010) for head coach Ray Birmingham... as a freshman played in 14 games (0 starts) batting .000 (0-for-4) with two runs and was 1-of-1 in stolen bases.

**HIGH SCHOOL**

A one-year varsity letterwinner at Rio Rancho High School for head coach Ron Murphy... as a senior batted .596... earned New Mexico 5A First Team All-State, first team all-conference, first team all-region and first team all-district... won a state championship in 2009... named New Mexico Mr. Baseball in 2009... played in the 2009 North vs. South All-Star Game... also lettered one year in basketball.

**PERSONAL**

Devon Kent Conley... born August 26, 1991, in Albuquerque, N.M.... son of Kent Conley and Debbie Brown... has three younger siblings, Olivia Conley, Janae Brown and Eric Brown... a university studies major at Texas Tech.







DEVON CONLEY - 2013 GAME-BY-GAME STATISTICS

| Date   | Opponent            | Pos    | AB  | R  | H  | RBI | 2B | 3B | HR | BB | SB | CS | HBP | SAC | SF | GDP | K  | PO | A | E | Avg  |
|--------|---------------------|--------|-----|----|----|-----|----|----|----|----|----|----|-----|-----|----|-----|----|----|---|---|------|
| Feb 15 | NORTHERN ILLINOIS   | *of    | 5   | 2  | 3  | 0   | 0  | 0  | 0  | 0  | 1  | 0  | 0   | 0   | 0  | 0   | 0  | 1  | 0 | 0 | .600 |
| Feb 16 | NORTHERN COLORADO   | *of    | 2   | 3  | 2  | 4   | 0  | 0  | 1  | 1  | 2  | 0  | 0   | 0   | 1  | 0   | 0  | 2  | 0 | 0 | .714 |
| Feb 16 | BYU                 | *of    | 4   | 0  | 0  | 0   | 0  | 0  | 0  | 0  | 0  | 0  | 0   | 0   | 0  | 0   | 0  | 0  | 0 | 0 | .455 |
| Feb 17 | NORTHERN ILLINOIS   | *of/of | 3   | 2  | 0  | 0   | 0  | 0  | 0  | 2  | 0  | 0  | 0   | 0   | 0  | 0   | 1  | 1  | 0 | 0 | .357 |
| Feb 22 | vs Troy             | *of    | 4   | 0  | 2  | 2   | 0  | 0  | 0  | 0  | 0  | 0  | 0   | 0   | 0  | 0   | 1  | 0  | 0 | 0 | .389 |
| Feb 23 | at UCF              | *of    | 4   | 1  | 1  | 1   | 0  | 0  | 0  | 0  | 0  | 0  | 0   | 0   | 1  | 0   | 2  | 2  | 0 | 1 | .364 |
| Feb 24 | vs Connecticut      | *of    | 5   | 0  | 2  | 0   | 0  | 0  | 0  | 0  | 0  | 0  | 0   | 0   | 0  | 0   | 1  | 3  | 1 | 0 | .370 |
| Feb 25 | at FIU              | *of    | 4   | 1  | 2  | 1   | 0  | 0  | 0  | 0  | 0  | 0  | 0   | 0   | 1  | 0   | 1  | 4  | 0 | 1 | .387 |
| Feb 26 | at FIU              | *of    | 5   | 2  | 1  | 1   | 1  | 0  | 0  | 0  | 0  | 0  | 0   | 0   | 0  | 0   | 1  | 2  | 1 | 0 | .361 |
| Mar 01 | LA SALLE            | *of    | 6   | 0  | 0  | 1   | 0  | 0  | 0  | 0  | 0  | 0  | 0   | 0   | 0  | 0   | 1  | 1  | 0 | 0 | .310 |
| Mar 02 | LA SALLE            | *of    | 4   | 0  | 1  | 0   | 0  | 0  | 0  | 0  | 0  | 0  | 0   | 0   | 0  | 0   | 0  | 1  | 0 | 0 | .304 |
| Mar 03 | LA SALLE            | *of    | 4   | 0  | 2  | 3   | 1  | 0  | 0  | 0  | 0  | 0  | 0   | 0   | 0  | 0   | 0  | 1  | 0 | 0 | .320 |
| Mar 05 | at Arizona          | *of    | 4   | 0  | 2  | 1   | 1  | 0  | 0  | 0  | 0  | 0  | 0   | 0   | 0  | 0   | 0  | 2  | 0 | 0 | .333 |
| Mar 06 | at Arizona          | *of    | 3   | 0  | 0  | 0   | 0  | 0  | 0  | 1  | 0  | 0  | 1   | 0   | 0  | 0   | 0  | 2  | 0 | 0 | .316 |
| Mar 08 | UT ARLINGTON        | *of    | 5   | 0  | 2  | 0   | 0  | 0  | 0  | 0  | 0  | 0  | 0   | 0   | 0  | 0   | 0  | 1  | 0 | 0 | .323 |
| Mar 09 | UT ARLINGTON        | *of    | 4   | 0  | 1  | 0   | 0  | 0  | 0  | 0  | 0  | 0  | 0   | 0   | 0  | 0   | 0  | 0  | 0 | 0 | .318 |
| Mar 10 | UT ARLINGTON        | *of    | 4   | 1  | 2  | 3   | 0  | 0  | 0  | 0  | 0  | 0  | 1   | 0   | 0  | 0   | 0  | 1  | 0 | 0 | .329 |
| Mar 12 | UTAH VALLEY         | *of    | 3   | 0  | 0  | 0   | 0  | 0  | 0  | 1  | 1  | 0  | 0   | 0   | 0  | 0   | 1  | 1  | 0 | 0 | .315 |
| Mar 13 | UTAH VALLEY         | *of    | 4   | 1  | 1  | 1   | 0  | 0  | 0  | 0  | 0  | 0  | 0   | 0   | 0  | 0   | 0  | 0  | 0 | 0 | .312 |
| Mar 15 | at Texas            | *of    | 3   | 0  | 0  | 0   | 0  | 0  | 0  | 1  | 0  | 0  | 0   | 0   | 0  | 0   | 1  | 4  | 0 | 0 | .300 |
| Mar 16 | at Texas            | *of    | 4   | 0  | 0  | 1   | 0  | 0  | 0  | 0  | 0  | 0  | 0   | 0   | 0  | 0   | 2  | 0  | 0 | 0 | .286 |
| Mar 17 | at Texas            | *of    | 3   | 1  | 1  | 1   | 0  | 0  | 0  | 0  | 1  | 0  | 0   | 1   | 0  | 0   | 0  | 2  | 0 | 0 | .287 |
| Mar 19 | ARIZONA STATE       | *of    | 5   | 2  | 2  | 1   | 0  | 0  | 0  | 0  | 0  | 0  | 0   | 0   | 0  | 0   | 1  | 0  | 0 | 0 | .293 |
| Mar 22 | at West Virginia    | *of    | 3   | 0  | 0  | 0   | 0  | 0  | 0  | 0  | 0  | 0  | 0   | 0   | 0  | 0   | 3  | 4  | 0 | 0 | .284 |
| Mar 23 | at West Virginia-1  | *of/of | 5   | 0  | 1  | 0   | 0  | 0  | 0  | 0  | 0  | 0  | 0   | 0   | 0  | 0   | 0  | 1  | 0 | 0 | .280 |
| Mar 23 | at West Virginia-2  | *of    | 3   | 0  | 0  | 0   | 0  | 0  | 0  | 0  | 0  | 0  | 1   | 0   | 0  | 0   | 1  | 1  | 0 | 0 | .272 |
| Mar 25 | at New Mexico State | *of    | 4   | 1  | 0  | 0   | 0  | 0  | 0  | 1  | 0  | 0  | 0   | 0   | 0  | 0   | 3  | 1  | 0 | 0 | .262 |
| Mar 29 | TCU                 | *of    | 0   | 0  | 0  | 0   | 0  | 0  | 0  | 0  | 0  | 0  | 0   | 0   | 0  | 0   | 0  | 0  | 0 | 0 | .262 |
| Mar 30 | TCU                 | *of    | 4   | 0  | 0  | 0   | 0  | 0  | 0  | 0  | 0  | 0  | 0   | 0   | 0  | 1   | 2  | 0  | 1 | 0 | .252 |
| Mar 31 | TCU                 | *of    | 5   | 2  | 3  | 0   | 1  | 0  | 0  | 0  | 1  | 0  | 0   | 0   | 0  | 0   | 1  | 2  | 0 | 0 | .267 |
| Apr 02 | at New Mexico       | *of    | 3   | 1  | 0  | 0   | 0  | 0  | 0  | 0  | 1  | 0  | 1   | 0   | 0  | 0   | 2  | 1  | 0 | 0 | .261 |
| Apr 05 | at Kansas State     | *of    | 5   | 0  | 2  | 1   | 0  | 0  | 0  | 0  | 1  | 0  | 0   | 0   | 0  | 0   | 2  | 3  | 0 | 0 | .266 |
| Apr 06 | at Kansas State     | *of    | 3   | 0  | 1  | 0   | 0  | 0  | 0  | 0  | 0  | 0  | 0   | 1   | 0  | 0   | 1  | 3  | 0 | 0 | .268 |
| Apr 07 | at Kansas State     | *of    | 3   | 0  | 1  | 0   | 0  | 0  | 0  | 0  | 1  | 0  | 0   | 1   | 0  | 0   | 0  | 4  | 1 | 0 | .269 |
| Apr 09 | at Dallas Baptist   | *of    | 4   | 2  | 2  | 0   | 0  | 0  | 0  | 0  | 1  | 0  | 1   | 0   | 0  | 0   | 0  | 3  | 0 | 0 | .276 |
| Apr 14 | LUBBOCK CHRISTIAN   | *of/of | 5   | 1  | 2  | 0   | 0  | 1  | 0  | 0  | 0  | 0  | 0   | 0   | 0  | 0   | 1  | 2  | 0 | 0 | .281 |
| Apr 16 | at Rice             | *of    | 3   | 0  | 1  | 0   | 0  | 0  | 0  | 0  | 0  | 0  | 0   | 0   | 0  | 0   | 1  | 1  | 0 | 0 | .282 |
| Apr 19 | KANSAS              | *of    | 4   | 1  | 1  | 0   | 1  | 0  | 0  | 0  | 0  | 0  | 0   | 0   | 0  | 1   | 0  | 1  | 0 | 0 | .281 |
| Apr 20 | KANSAS              | *of    | 4   | 0  | 0  | 0   | 0  | 0  | 0  | 0  | 0  | 0  | 0   | 0   | 0  | 0   | 2  | 4  | 0 | 0 | .273 |
| Apr 21 | KANSAS              | *of    | 5   | 0  | 2  | 3   | 0  | 0  | 0  | 0  | 0  | 0  | 0   | 0   | 0  | 0   | 1  | 2  | 0 | 0 | .277 |
| Apr 23 | NEW MEXICO STATE    | *of    | 5   | 1  | 2  | 0   | 1  | 0  | 0  | 0  | 0  | 0  | 0   | 0   | 0  | 0   | 2  | 0  | 0 | 0 | .281 |
| Apr 26 | at Oklahoma         | *of    | 4   | 0  | 1  | 0   | 1  | 0  | 0  | 0  | 0  | 0  | 0   | 0   | 0  | 0   | 3  | 2  | 1 | 1 | .280 |
| Apr 27 | at Oklahoma         | *of    | 4   | 0  | 0  | 0   | 0  | 0  | 0  | 0  | 0  | 0  | 0   | 0   | 0  | 0   | 1  | 2  | 0 | 0 | .274 |
| Apr 28 | at Oklahoma         | *of    | 6   | 2  | 2  | 2   | 1  | 0  | 0  | 0  | 1  | 0  | 0   | 0   | 0  | 0   | 1  | 5  | 0 | 0 | .276 |
| Apr 30 | NEW MEXICO          | *of    | 4   | 1  | 1  | 1   | 0  | 0  | 0  | 0  | 0  | 0  | 1   | 0   | 0  | 0   | 0  | 2  | 0 | 0 | .275 |
| May 03 | OKLAHOMA STATE      | *of    | 4   | 1  | 2  | 0   | 0  | 0  | 0  | 0  | 0  | 0  | 0   | 0   | 0  | 0   | 0  | 1  | 0 | 0 | .280 |
| May 04 | OKLAHOMA STATE      | *of    | 4   | 0  | 1  | 0   | 0  | 0  | 0  | 0  | 0  | 0  | 1   | 0   | 0  | 0   | 2  | 5  | 0 | 0 | .280 |
| May 05 | OKLAHOMA STATE      | *of    | 4   | 0  | 0  | 0   | 0  | 0  | 0  | 0  | 0  | 1  | 0   | 0   | 0  | 0   | 2  | 4  | 0 | 0 | .274 |
| May 07 | DALLAS BAPTIST      | *of    | 3   | 1  | 1  | 1   | 0  | 0  | 0  | 2  | 1  | 0  | 0   | 0   | 0  | 0   | 1  | 2  | 0 | 0 | .275 |
| May 15 | at Arizona State    | *of    | 2   | 1  | 1  | 0   | 0  | 0  | 0  | 2  | 0  | 0  | 0   | 0   | 0  | 0   | 0  | 1  | 0 | 0 | .277 |
| May 16 | BAYLOR              | *of    | 5   | 3  | 4  | 1   | 0  | 0  | 0  | 1  | 1  | 0  | 0   | 0   | 0  | 0   | 1  | 0  | 0 | 0 | .290 |
| May 17 | BAYLOR              | *of    | 2   | 1  | 1  | 1   | 1  | 0  | 0  | 2  | 1  | 0  | 0   | 0   | 0  | 0   | 0  | 0  | 0 | 0 | .292 |
| May 18 | BAYLOR              | *of    | 5   | 0  | 1  | 0   | 0  | 0  | 0  | 0  | 0  | 0  | 0   | 0   | 0  | 0   | 2  | 2  | 0 | 1 | .290 |
| May 23 | vs Kansas State     | *of    | 4   | 0  | 0  | 0   | 0  | 0  | 0  | 0  | 0  | 0  | 0   | 0   | 0  | 0   | 1  | 3  | 0 | 0 | .284 |
| May 24 | vs Oklahoma         | *of    | 4   | 0  | 0  | 0   | 0  | 0  | 0  | 0  | 0  | 0  | 0   | 0   | 0  | 0   | 2  | 2  | 0 | 0 | .279 |
| May 25 | vs Baylor           | *of    | 4   | 2  | 2  | 0   | 0  | 1  | 0  | 0  | 1  | 0  | 0   | 0   | 0  | 0   | 1  | 4  | 0 | 0 | .283 |
| Totals |                     | 55gs   | 219 | 37 | 62 | 31  | 9  | 2  | 1  | 14 | 15 | 1  | 5   | 5   | 3  | 2   | 52 | 99 | 5 | 4 | .283 |

On base pct. .336 • Slugging pct. .356



37



## MATT CUSTRED

6-6 • 230 • RHP • R/R • So. • 1L  
Keller, Texas • Keller

### CAREER-HIGHS:

|                             |                                      |
|-----------------------------|--------------------------------------|
| Innings Pitched:            | 3.1, at New Mexico (4/2/13)          |
| Longest Start (IP):         | 3.1, at New Mexico (4/2/13)          |
| Shortest Start (IP):        | 3.1, at New Mexico (4/2/13)          |
| Longest Relief Outing (IP): | 3.0, vs. Northern Colorado (2/16/13) |
| Hits Allowed:               | 6, at New Mexico (4/2/13)            |
| Runs Allowed:               | 7, at New Mexico (4/2/13)            |
| ER Allowed:                 | 6, at New Mexico (4/2/13)            |
| Walks:                      | 4, at New Mexico (4/2/13)            |
| Strikeouts:                 | 5, at Arizona State (5/15/13)        |
| Wild Pitches:               | 3, at New Mexico (4/2/13)            |
| Hit Batters:                | 2 2x, at Arizona State (5/15/13)*    |
| HR Allowed:                 | None                                 |
| Pitch Count:                | 89, at New Mexico (4/2/13)           |

\* Indicates most recent high

## DID YOU KNOW?

Custred made eight appearances during his freshman season in 2013 while striking out a season-high five batters at No. 13 Arizona State.



### SUMMER 2013

Played for the Texas Marshalls of the Texas Collegiate League... helped team to a 19-40 record and sixth-place finish in league standings... made nine appearances (all starts) with a 1-2 record, 4.05 ERA, 57.2 innings, allowed 53 hits and 26 earned runs with 42 strikeouts and 49 walks... led team in starts... pitched at least 6.1 innings during last five starts... struck out a season-high eight batters in 6.1 innings against Woodlands (7/17).

### 2013 (Freshman)

Academic All-Big 12 Rookie Team (completed 24 credit hours with 3.0 GPA)... made eight appearances (1 start) with a 1-2 record, 8.10 ERA, combined on one shutout, one save, 13.1 innings, allowed 14 hits, 13 runs (12 earned) with 16 strikeouts and 17 walks while opponents batted .269... one of five Red Raiders to not allow a home run... one of seven Red Raiders with a save on the season... one of five Red Raiders with a win and save during the year... **AGAINST NATIONALLY RANKED OPPONENTS...** made three appearances with a 0-1 record, 12.46 ERA, 4.1 innings, six strikeouts and four walks... **DURING BIG 12 CONFERENCE PLAY...** made one appearance (relief) with a 0-0 record, 0.00 ERA with 1.2 innings, two strikeouts and three walks allowed... **HOME GAMES...** made four appearances (all relief) with a 1-0 record, combined on one shutout, one save, 5.2 innings, six strikeouts and nine walks allowed... **ROAD/NEUTRAL SITE GAMES...** made four appearances (1 start) with a 0-2 record, 14.09 ERA, 7.2 innings, 10 strikeouts and eight walks... **SITUATIONAL:** opposing left-handed batters hit .250 (4-for-16)... opposing right-handed batters hit .278 (10-for-36)... opposing batters hit .267 (8-for-30) with runners on base... opposing batters hit .273 (6-for-22) with the bases empty... opposing batters hit .154 (2-for-13) with two outs... recorded 10 fly outs and 12 ground outs... forced opponents to hit into two ground ball double plays... led the team averaging 10.8 strikeouts/9 innings... **MISCELLANEOUS:** made one midweek start (at UNM)... made five scoreless appearances... began career with four consecutive scoreless appearances... struck out at least one batter in 5-of-8 outings... struck out multiple batters in four appearances... allowed two or fewer hits in 6-of-8 outings... team posted a 3-5 record during eight appearances... **SEASON HIGHLIGHTS...** made career debut pitching three scoreless innings allowing one hit and three walks with four strikeouts earning a three-inning save against Northern Colorado (2/16) during a 10-1 win... pitched two scoreless innings in relief at defending NCAA College World Series champion, No. 16 Arizona (3/5) with a strikeout and a walk allowing just two hits... earned first career win pitching a scoreless inning with a walk against UT Arlington (3/8) during an 8-3 victory... made first career start pitching 3.1 innings at New Mexico (4/2) earning first career loss allowing seven runs on six hits with four strikeouts and four walks throwing a season-high 89 pitches... struck out a season-high five batters during a two-inning relief outing allowing four runs on four hits with two walks at No. 13 Arizona State (5/15)... final appearance was pitching 1.2 scoreless innings with two strikeouts and three walks allowed without allowing a hit against Baylor (5/18) in the final game of the regular season... member of the 2012 Big 12 Commissioner's Fall Academic Honor Roll... member of the 2013 Big 12 Commissioner's Spring Academic Honor Roll.

### HIGH SCHOOL

A two-year varsity letterwinner at Keller High School for head coach Rob Stramp... as a senior earned first team all-district while helping his team to a third-place district finish... tallied six wins with a 1.25 ERA with 85 strikeouts and two complete games... as a junior helped team to a bi-district championship... invited to 2011 Area Code tryouts... played two years of high school football (quarterback) and also competed in indoor soccer... a 2012 distinguished scholar graduate... received Green Cord recognition while performing over 100 hours of community service... during sophomore year joined four other teammates while starting a non-profit organization "Play it Forward USA" where they would collect used sporting equipment of all sports, refurbish the equipment and then store the items before giving them to youth organizations such as the Boys and Girls Club... the group's website is [www.PlayitForwardUSA.org](http://www.PlayitForwardUSA.org)... **CHOOSE TEXAS TECH OVER:** Arkansas, TCU, Kansas State and Dallas Baptist.

### PERSONAL

Matthew James Custred... born September 8, 1993, in Houston, Texas... son of Dan and Jayne Custred... has an older brother, Nick... a business major at Texas Tech.




**MATT CUSTRED - 2013 GAME-BY-GAME STATISTICS**

| Date   | Opponent          | GS | IP   | H  | R  | ER | BB | SO | 2B | 3B | HR | WP | BK | HBP | IBB | Score | W-L | Sv | ERA  | NP |
|--------|-------------------|----|------|----|----|----|----|----|----|----|----|----|----|-----|-----|-------|-----|----|------|----|
| Feb 16 | NORTHERN COLORADO |    | 3.0  | 1  | 0  | 0  | 3  | 4  | 0  | 0  | 0  | 0  | 0  | 0   | 0   | 10-1  | 0-0 | 1  | 0.00 | 53 |
| Mar 05 | at Arizona        |    | 2.0  | 2  | 0  | 0  | 1  | 1  | 1  | 0  | 0  | 0  | 0  | 1   | 0   | 2-6   | 0-0 | 1  | 0.00 | 31 |
| Mar 08 | UT ARLINGTON      |    | 1.0  | 0  | 0  | 0  | 1  | 0  | 0  | 0  | 0  | 0  | 0  | 0   | 0   | 8-3   | 1-0 | 1  | 0.00 | 19 |
| Mar 13 | UTAH VALLEY       |    | 0.0  | 0  | 0  | 0  | 2  | 0  | 0  | 0  | 0  | 0  | 0  | 0   | 0   | 6-0   | 1-0 | 1  | 0.00 | 10 |
| Apr 02 | at New Mexico     | *  | 3.1  | 6  | 7  | 6  | 4  | 4  | 1  | 0  | 0  | 3  | 0  | 2   | 0   | 3-10  | 1-1 | 1  | 5.79 | 89 |
| Apr 16 | at Rice           |    | 0.1  | 1  | 2  | 2  | 1  | 0  | 0  | 0  | 0  | 0  | 0  | 1   | 0   | 2-11  | 1-1 | 1  | 7.45 | 10 |
| May 15 | at Arizona State  |    | 2.0  | 4  | 4  | 4  | 2  | 5  | 2  | 0  | 0  | 0  | 0  | 2   | 0   | 5-8   | 1-2 | 1  | 9.26 | 58 |
| May 18 | BAYLOR            |    | 1.2  | 0  | 0  | 0  | 3  | 2  | 0  | 0  | 0  | 0  | 0  | 1   | 0   | 8-15  | 1-2 | 1  | 8.10 | 43 |
| Totals |                   | 1  | 13.1 | 14 | 13 | 12 | 17 | 16 | 4  | 0  | 0  | 3  | 0  | 7   | 0   | 44-54 | 1-2 | 1  | 8.10 | -  |



17



# ZACH DAVIS

5-10 • 160 • OF • R/R • So. • 1L  
Houston, Texas • Cypress Lakes

**CAREER-HIGHS:**

Games Played (Season): \_\_\_\_\_ 31 (2013)  
 Games Started (Season): \_\_\_\_\_ 21 (2013)  
 At-Bats: \_\_\_\_\_ 4, vs. UT Arlington (3/8/13)  
 Runs: \_\_\_\_\_ 1 8x, vs. Baylor (5/25/13)\*  
 Hits: \_\_\_\_\_ 2, at Arizona (3/6/13)  
 RBI: \_\_\_\_\_ 2, vs. Northern Colorado (2/16/13)  
 Doubles: \_\_\_\_\_ 1, at FIU (2/25/13)  
 Triples: \_\_\_\_\_ None  
 Home Runs: \_\_\_\_\_ None  
 Walks: \_\_\_\_\_ 2, vs. Utah Valley (3/12/13)  
 Strikeouts: \_\_\_\_\_ 3, vs. Utah Valley (3/13/13)  
 Stolen Bases: \_\_\_\_\_ 1, vs. Utah Valley (3/12/13)  
 Hit Streak: \_\_\_\_\_ 7 games (2/25-3/9/13)

\* Indicates most recent high

## DID YOU KNOW?

As a freshman, Davis went 3-for-6 with a multi-hit game in a two-game series at No. 16 Arizona, the defending NCAA College World Series champions.



**SUMMER 2013**

Played for the Woodlands Strykers in the Texas Collegiate League... helped team to a fifth-place finish in the league standings with a 21-39 overall record... batted .283 (34-for-120) with 32 runs, two doubles, a triple, 14 RBI and 17-of-21 stolen bases... led the team in stolen bases and ranked second in runs... hit safely in 11 of the final 14 games of the season... recorded six multi-hit games... finished season with 20 runs in the last 14 games.

**2013 (Freshman)**

Academic All-Big 12 Rookie Team (completed 24 credit hours with 3.0 GPA)... played in 31 games (21 starts) starting all 21 games in left field... batted nine-hole 14 times and batted eight-hole seven times... batted .241 (13-for-54) with eight runs, a double, four RBI, nine walks, two hit-by-pitch, 1-for-1 stolen bases, .259 slugging percentage, .364 on-base percentage and fielded 1.000 (29 put-outs, 0 assists, 0 errors)... **AGAINST NATIONALLY RANKED OPPONENTS...** played in five games (3 starts) batted .400 (4-for-10) with an RBI, walk and .455 on-base percentage... **DURING BIG 12 CONFERENCE PLAY...** played in 10 games (7 starts) batted .154 (2-for-13) with a walk... **BIG 12 CHAMPIONSHIP...** played in one game (0 starts) as a pinch runner and scored one run... **HOME GAMES...** played in 18 games (13 starts) batted .242 (8-for-33) with six runs, three RBI, seven walks, two hit-by-pitch and .395 on-base percentage... **ROAD/NEUTRAL SITE GAMES...** played in 13 games (8 starts) batted .238 (5-for-21) with two runs, a double, RBI and two walks... **SITUATIONAL:** batted .346 (9-for-26) with runners on base... batted .500 (1-for-2) as a pinch hitter... batted .308 (4-for-13) with runners in scoring position... **MISCELLANEOUS:** one go-ahead RBI... three infield hits... one bunt base hit... had one multi-hit game... tallied one multiple RBI game... **HIT STREAK:** season-long seven-game hit streak (2/25-3/9) batted .421 (8-for-19) with four runs, a double, RBI, three walks, .522 slugging percentage and .474 on-base percentage... **REACHING BASE SAFELY:** reached base safely in a season-high nine consecutive games... **SEASON HIGHLIGHTS...** made career debut starting in left field on Opening Day going 1-for-3 with a run scored and RBI against Northern Illinois (2/15)... went 1-for-3 with a season-high two RBI against Northern Colorado (2/16)... **ARIZONA SERIES:** batted .500 (3-for-6) with a .571 on-base percentage... went 2-for-3 with an RBI and walk at No. 16 Arizona (3/6), the defending NCAA College World Series champion... went 1-for-2 with a run scored, season-high two walks and recorded first career stolen base against Utah Valley (3/12)... made first career Big 12 start in left field going 0-for-3 at Texas (3/15)... member of the 2012 Big 12 Commissioner's Fall Academic Honor Roll... member of the 2013 Big 12 Commissioner's Spring Academic Honor Roll (Dean's List).

**HIGH SCHOOL**

A three-year varsity letterwinner at Cypress Lakes High School for head coach Jeff Wallis... as a senior earned second team all-district... batted .333 with three triples and 19 stolen bases... played multiple positions, including second base, shortstop and outfield... also competed in football and basketball... received all-district honors in football during senior season.

**PERSONAL**

Zach Ross Davis... born June 29, 1994, in Houston, Texas... son of Kenny Davis and Paula Hannibal... has a younger brother, Sean... a business major at Texas Tech.





ZACH DAVIS - 2013 GAME-BY-GAME STATISTICS

| Date   | Opponent           | Pos   | AB | R | H  | RBI | 2B | 3B | HR | BB | SB | CS | HBP | SAC | SF | GDP | K  | PO | A | E | Avg  |
|--------|--------------------|-------|----|---|----|-----|----|----|----|----|----|----|-----|-----|----|-----|----|----|---|---|------|
| Feb 15 | NORTHERN ILLINOIS  | *of   | 3  | 1 | 1  | 1   | 0  | 0  | 0  | 0  | 0  | 0  | 0   | 0   | 1  | 0   | 1  | 1  | 0 | 0 | .333 |
| Feb 16 | NORTHERN COLORA    | *of   | 3  | 0 | 1  | 2   | 0  | 0  | 0  | 0  | 0  | 0  | 0   | 0   | 0  | 0   | 1  | 1  | 0 | 0 | .333 |
| Feb 16 | BYU                | *of   | 1  | 0 | 0  | 0   | 0  | 0  | 0  | 1  | 0  | 0  | 0   | 0   | 0  | 0   | 0  | 0  | 0 | 0 | .286 |
| Feb 17 | NORTHERN ILLINOIS  | ph/of | 2  | 0 | 0  | 0   | 0  | 0  | 0  | 0  | 0  | 0  | 0   | 0   | 0  | 0   | 0  | 0  | 0 | 0 | .222 |
| Feb 24 | vs Connecticut     | pr/dh | 0  | 0 | 0  | 0   | 0  | 0  | 0  | 0  | 0  | 0  | 0   | 0   | 0  | 0   | 0  | 0  | 0 | 0 | .222 |
| Feb 25 | at FIU             | ph    | 1  | 1 | 1  | 0   | 1  | 0  | 0  | 0  | 0  | 0  | 0   | 0   | 0  | 0   | 0  | 0  | 0 | 0 | .300 |
| Mar 01 | LA SALLE           | *of   | 3  | 1 | 1  | 0   | 0  | 0  | 0  | 1  | 0  | 0  | 1   | 0   | 0  | 0   | 1  | 2  | 0 | 0 | .308 |
| Mar 03 | LA SALLE           | *of   | 2  | 1 | 1  | 0   | 0  | 0  | 0  | 1  | 0  | 0  | 0   | 0   | 0  | 0   | 1  | 1  | 0 | 0 | .333 |
| Mar 05 | at Arizona         | *of   | 3  | 0 | 1  | 0   | 0  | 0  | 0  | 0  | 0  | 0  | 0   | 0   | 0  | 0   | 1  | 4  | 0 | 0 | .333 |
| Mar 06 | at Arizona         | *of   | 3  | 0 | 2  | 1   | 0  | 0  | 0  | 1  | 0  | 0  | 0   | 0   | 0  | 0   | 1  | 2  | 0 | 0 | .381 |
| Mar 08 | UT ARLINGTON       | *of   | 4  | 1 | 1  | 0   | 0  | 0  | 0  | 0  | 0  | 0  | 0   | 0   | 0  | 0   | 1  | 0  | 0 | 0 | .360 |
| Mar 09 | UT ARLINGTON       | *of   | 3  | 0 | 1  | 0   | 0  | 0  | 0  | 0  | 0  | 0  | 0   | 0   | 0  | 0   | 0  | 1  | 0 | 0 | .357 |
| Mar 10 | UT ARLINGTON       | *of   | 3  | 1 | 0  | 0   | 0  | 0  | 0  | 1  | 0  | 0  | 1   | 0   | 0  | 0   | 0  | 2  | 0 | 0 | .323 |
| Mar 12 | UTAH VALLEY        | *of   | 2  | 1 | 1  | 0   | 0  | 0  | 0  | 2  | 1  | 0  | 0   | 0   | 0  | 0   | 0  | 0  | 0 | 0 | .333 |
| Mar 13 | UTAH VALLEY        | *of   | 3  | 0 | 0  | 0   | 0  | 0  | 0  | 0  | 0  | 0  | 0   | 0   | 0  | 0   | 3  | 2  | 0 | 0 | .306 |
| Mar 15 | at Texas           | *of   | 3  | 0 | 0  | 0   | 0  | 0  | 0  | 0  | 0  | 0  | 0   | 0   | 0  | 0   | 0  | 3  | 0 | 0 | .282 |
| Mar 16 | at Texas           | *of   | 2  | 0 | 0  | 0   | 0  | 0  | 0  | 1  | 0  | 0  | 0   | 0   | 0  | 0   | 1  | 1  | 0 | 0 | .268 |
| Mar 17 | at Texas           | *of   | 2  | 0 | 0  | 0   | 0  | 0  | 0  | 0  | 0  | 0  | 0   | 0   | 0  | 0   | 2  | 0  | 0 | 0 | .256 |
| Mar 19 | ARIZONA STATE      | of    | 0  | 0 | 0  | 0   | 0  | 0  | 0  | 0  | 0  | 0  | 0   | 0   | 0  | 0   | 0  | 0  | 0 | 0 | .256 |
| Mar 22 | at West Virginia   | *of   | 1  | 0 | 0  | 0   | 0  | 0  | 0  | 0  | 0  | 0  | 0   | 0   | 0  | 0   | 1  | 1  | 0 | 0 | .250 |
| Mar 23 | at West Virginia-2 | pr    | 0  | 0 | 0  | 0   | 0  | 0  | 0  | 0  | 0  | 0  | 0   | 0   | 0  | 0   | 0  | 0  | 0 | 0 | .250 |
| Mar 30 | TCU                | *of   | 2  | 0 | 1  | 0   | 0  | 0  | 0  | 0  | 0  | 0  | 0   | 0   | 0  | 0   | 1  | 1  | 0 | 0 | .261 |
| Mar 31 | TCU                | *of   | 0  | 0 | 0  | 0   | 0  | 0  | 0  | 0  | 0  | 0  | 0   | 0   | 0  | 0   | 0  | 0  | 0 | 0 | .261 |
| Apr 02 | at New Mexico      | *of   | 2  | 0 | 0  | 0   | 0  | 0  | 0  | 0  | 0  | 0  | 0   | 0   | 0  | 0   | 1  | 3  | 0 | 0 | .250 |
| Apr 14 | LUBBOCK CHRISTIAN  | of    | 0  | 0 | 0  | 0   | 0  | 0  | 0  | 0  | 0  | 0  | 0   | 0   | 0  | 0   | 0  | 1  | 0 | 0 | .250 |
| Apr 16 | at Rice            | of    | 1  | 0 | 0  | 0   | 0  | 0  | 0  | 0  | 0  | 0  | 0   | 0   | 0  | 1   | 0  | 1  | 0 | 0 | .245 |
| Apr 19 | KANSAS             | pr    | 0  | 0 | 0  | 0   | 0  | 0  | 0  | 0  | 0  | 0  | 0   | 0   | 0  | 0   | 0  | 0  | 0 | 0 | .245 |
| Apr 23 | NEW MEXICO STATE   | *of   | 2  | 0 | 0  | 0   | 0  | 0  | 0  | 1  | 0  | 0  | 0   | 1   | 0  | 0   | 2  | 1  | 0 | 0 | .235 |
| Apr 26 | at Oklahoma        | *of   | 3  | 0 | 1  | 0   | 0  | 0  | 0  | 0  | 0  | 0  | 0   | 0   | 0  | 0   | 1  | 1  | 0 | 0 | .241 |
| May 16 | BAYLOR             | of    | 0  | 0 | 0  | 0   | 0  | 0  | 0  | 0  | 0  | 0  | 0   | 0   | 0  | 0   | 0  | 0  | 0 | 0 | .241 |
| May 25 | vs Baylor          | pr    | 0  | 1 | 0  | 0   | 0  | 0  | 0  | 0  | 0  | 0  | 0   | 0   | 0  | 0   | 0  | 0  | 0 | 0 | .241 |
| Totals |                    | 21gs  | 54 | 8 | 13 | 4   | 1  | 0  | 0  | 9  | 1  | 0  | 2   | 1   | 1  | 1   | 19 | 29 | 0 | 0 | .241 |

On base pct. .364 • Slugging pct. .259



30



# JONNY DROZD

6-7 • 200 • LHP • L/L • Sr. • 1L

Lake Dallas, Texas • Lake Dallas • Grayson County College

**CAREER-HIGHS:**

Innings Pitched: \_\_\_\_\_ 7.2, vs. Oklahoma State (5/5/13)  
 Longest Start (IP): \_\_\_\_\_ 7.2, vs. Oklahoma State (5/5/13)  
 Shortest Start (IP): \_\_\_\_\_ 0.1, at Kansas State (4/6/13)  
 Longest Relief Outing (IP): \_\_\_\_\_ 5.1, at Texas (3/17/13)  
 Hits Allowed: \_\_\_\_\_ 10, at FIU (2/26/13)  
 Runs Allowed: \_\_\_\_\_ 7, at Kansas State (4/6/13)  
 ER Allowed: \_\_\_\_\_ 7, at Kansas State (4/6/13)  
 Walks: \_\_\_\_\_ 4, vs. Oklahoma State (5/5/13)  
 Strikeouts: \_\_\_\_\_ 10, vs. Utah Valley (3/12/13)  
 Wild Pitches: \_\_\_\_\_ None  
 Hit Batters: \_\_\_\_\_ 2 2x, vs. Baylor (5/17/13)\*  
 HR Allowed: \_\_\_\_\_ 1 3x, at Oklahoma (4/26/13)\*  
 Pitch Count: \_\_\_\_\_ 113, vs. Oklahoma State (5/5/13)

\* Indicates most recent high

## DID YOU KNOW?

Drozd finished his junior season in 2013 with 17.2 consecutive scoreless innings pitched. He also recorded a perfect 0.00 ERA in 15.0 relief innings.



**2013 (Junior)**

Big 12 Newcomer of the Week (3/18)... made 15 appearances (10 starts) with a 4-5 record, 3.48 ERA, one save, combined on one shutout, 67.1 innings pitched, allowed 74 hits and 32 runs (26 earned) with 43 strikeouts and 13 walks while opponents batted .285 allowing three home runs... **BIG 12 CONFERENCE RANKINGS:** 12th in ERA (3.48)... **AGAINST NATIONALLY RANKED OPPONENTS...** made three appearances (all starts) with a 0-2 record, 4.86 ERA, 16.2 innings pitched, allowed 20 hits and 10 runs (9 earned) with seven strikeouts and five walks allowed... **DURING BIG 12 CONFERENCE PLAY...** made eight appearances (7 starts) with a 2-4 record, 4.20 ERA, 40.2 innings, allowed 47 hits, 20 runs (19 earned) with 23 strikeouts and 10 walks... one of four Red Raiders with a team-high two conference wins... led team with seven starts and 40.2 innings pitched during league play... made seven starts in league play, including two in series openers, four in middle games and one in the series finale... **BIG 12 CHAMPIONSHIP...** made one appearance (relief) with a 0-0 record and one save pitching four shutout innings allowing three hits with two strikeouts and a walk allowing opponents to bat .200... **HOME GAMES...** made six appearances (5 starts) with a 2-2 record, 1.91 ERA, combined on one shutout, 33.0 innings, allowed 28 hits and eight runs (7 earned) with 28 strikeouts and seven walks while opponents batted .235 without allowing a home run... **ROAD/NEUTRAL SITE GAMES...** made nine appearances (5 starts) with a 2-3 record, 4.98 ERA, one save, 34.1 innings, allowed 46 hits and 24 runs (19 earned) with 15 strikeouts and six walks allowed... one of three Red Raiders with a team-leading two wins in road/neutral site games... led team with 34.1 innings pitched in road/neutral site games... **SITUATIONAL:** opposing left-handed batters hit .215 (14-for-65)... best opponent left-handed batting average by a Red Raider pitcher since 2007 (Scofield - .204, 11-for-54)... opposing right-handed batters hit .308 (60-for-195)... opposing batters hit .296 (32-for-108) with runners on base... opposing batters hit .276 (42-for-152) with the bases empty... opposing batters hit .240 (18-for-75) with two outs... tallied 101 ground outs compared to just 42 fly outs... forced opponents into seven groundball double plays... **MISCELLANEOUS:** made three midweek starts and seven starts in Big 12 play... posted a perfect 0.00 ERA in five relief outings (1-0, 1 save, 15.0 IP, 12 H, 3 R, 0 ER, 8 SO, 2 BB, .207 OPP BA)... made eight scoreless appearances (3 during starts/5 during relief)... pitched at least five innings in 8-of-10 starts... pitched multiple innings in relief in 3-of-5 outings... made six appearances not allowing a walk and allowed one or fewer walks in 13-of-15 outings, including allowing just two walks during his first 24.2 innings pitched in the first month of the season (2/17-3/17)... struck out multiple batters in 3-of-5 relief outings... team posted a 7-8 record during 15 appearances... finished the season pitching 17.2 consecutive scoreless innings (5/5-5/25)... became the first Red Raider to make back-to-back scoreless Big 12 starts (vs. OSU/ vs. Baylor) since 2001 (Brandon Roberson)... pitched 18.2 consecutive scoreless innings (3/12-3/30) during four appearances (3 starts)... consecutive scoreless innings pitched streak (18.2) marked the fourth longest in the nation at that point in the season... went 16.2 consecutive innings without allowing a walk (2/26-3/12)... **SEASON HIGHLIGHTS...** made career debut pitching a scoreless inning with a strikeout against Northern Illinois (2/17)... earned first career win during first career start pitching five innings allowing 10 hits and four runs (3 earned) with two strikeouts during an 8-6 win at FIU (2/26)... picked up second win during third start with a career-high 10 strikeouts pitching seven shutout innings allowing two hits and a walk during a 9-2 victory over Utah Valley (3/12)... was one of four Red Raiders to strikeout 10 or more batters in a game during the season (Dominic Moreno, Trey Masek, Corey Taylor)... third win of the season was his first in relief during his longest relief outing of the season pitching 5.1 shutout innings during series-clinching 4-2 win at Texas (3/17) allowing just four hits with two strikeouts... helped Tech to its first series win over Texas since 2002 (in Lubbock) while winning its first series over the Longhorns in Austin since 2001... 5.1 innings pitched in relief to earn the win (at Texas) marked the longest relief outing by a Red Raider to earn a win in Big 12 play since 2004 (Corey Gerstner - 6 IP at No. 12 Nebraska, 4/22/04)... pitched six shutout innings allowing four hits with three strikeouts and a walk at West Virginia (3/23) during a no decision... pitched a season-high 7.2 shut-out innings while throwing a season-high 113 pitches while allowing four hits, four strikeouts and four walks and earned a no decision in a 3-0 loss against No. 19 Oklahoma State (5/5)... had second straight scoreless start in Big 12 play while earning fourth win of the season pitching six shutout innings with three strikeouts and throwing 111 pitches against Baylor (5/17) during final home series of the season... earned first career save during first career outing in the Big 12 Championship tossing four innings and 51 pitches allowing three hits with two strikeouts and a walk against Baylor (5/25)... member of the 2013 Big 12 Commissioner's Spring Academic Honor Roll.



**GRAYSON COUNTY COLLEGE**

Played at Grayson County College for two seasons (2011-2012) for head coach Dusty Hart... as a sophomore went 9-4 with a 2.32 ERA in 15 appearances (14 starts) with two complete games, one shutout, 89.1 innings pitched, 68 strikeouts and 19 walks allowed... **NJCAA RANKINGS:** 22nd in innings pitched (89.1)... 27th in wins (9)... **NTJACAC RANKINGS:** eighth in innings pitched (89.1)... 13th in wins (9)... 28th in ERA (2.32)... 36th in strikeouts (68)... pitched at least seven innings seven times, including six of the final eight starts of the season... struck out at least five batters on eight occasions... struck out a season-high 10 batters against Eastern Oklahoma State (3/10)... allowed two or fewer walks in 13-of-15 appearances... led team to a win at the Region V Tournament over New Mexico JC (5/14) with a complete-game, nine-inning effort with nine strikeouts and only one walk allowed without allowing an earned run... as a freshman went 1-1 making 14 appearances (1 start) with a 6.14 ERA and 22 innings pitched with 12 strikeouts and five walks allowed.

**HIGH SCHOOL**

A two-year varsity letterwinner at Lake Dallas High School for head coach John Tompkins... named all-area and first team all-district in 2010... as a senior went 9-4 with a 2.74 ERA in 25 appearances with 76.2 innings, 80 strikeouts and 27 walks while opponents batted .213... as a junior went 3-5 with a 4.10 ERA in 15 appearances with 42.2 innings pitched, 25 strikeouts and nine walks allowed... earned honorable mention all-conference in 2009.

**PERSONAL**

Jonathan Louis Drozd... born September 17, 1991, in Lake Dallas, Texas... son of Tommy and Bridgett Drozd... has three brothers, Thomas, Tim and Danny... grandfather, Louis Drozd, played football at SMU for two years... an advertising major at Texas Tech.







**JONNY DROZD - 2013 GAME-BY-GAME STATISTICS**

| Date   | Opponent           | GS | IP   | H  | R  | ER | BB | SO | 2B | 3B | HR | WP | BK | HBP | IBB | Score | W-L | Sv | ERA  | NP  |
|--------|--------------------|----|------|----|----|----|----|----|----|----|----|----|----|-----|-----|-------|-----|----|------|-----|
| Feb 17 | NORTHERN ILLINOIS  |    | 1.0  | 0  | 0  | 0  | 0  | 1  | 0  | 0  | 0  | 0  | 0  | 0   | 0   | 13-0  | 0-0 | 0  | 0.00 | 12  |
| Feb 22 | vs Troy            | *  | 1.1  | 4  | 3  | 0  | 1  | 0  | 0  | 0  | 0  | 0  | 0  | 0   | 0   | 3-10  | 0-0 | 0  | 0.00 | 37  |
| Feb 26 | at FIU             | *  | 5.0  | 10 | 4  | 3  | 0  | 2  | 1  | 0  | 1  | 0  | 0  | 0   | 0   | 8-6   | 1-0 | 0  | 3.68 | 75  |
| Mar 05 | at Arizona         | *  | 5.0  | 7  | 5  | 4  | 0  | 2  | 2  | 0  | 0  | 0  | 0  | 0   | 1   | 2-6   | 1-1 | 0  | 5.11 | 74  |
| Mar 12 | UTAH VALLEY        | *  | 7.0  | 2  | 0  | 0  | 1  | 10 | 0  | 0  | 0  | 0  | 0  | 0   | 0   | 9-2   | 2-1 | 0  | 3.26 | 98  |
| Mar 17 | at Texas           |    | 5.1  | 4  | 0  | 0  | 0  | 2  | 0  | 0  | 0  | 0  | 0  | 0   | 0   | 4-2   | 3-1 | 0  | 2.55 | 49  |
| Mar 23 | at West Virginia-1 | *  | 6.0  | 4  | 0  | 0  | 1  | 3  | 1  | 0  | 0  | 0  | 0  | 0   | 0   | 6-4   | 3-1 | 0  | 2.05 | 82  |
| Mar 30 | TCU                | *  | 5.0  | 8  | 4  | 4  | 1  | 4  | 1  | 0  | 0  | 0  | 1  | 1   | 0   | 3-7   | 3-2 | 0  | 2.78 | 90  |
| Apr 06 | at Kansas State    | *  | 0.1  | 4  | 7  | 7  | 2  | 0  | 0  | 0  | 1  | 0  | 0  | 1   | 0   | 2-15  | 3-3 | 0  | 4.50 | 35  |
| Apr 09 | at Dallas Baptist  |    | 3.1  | 1  | 0  | 0  | 0  | 3  | 0  | 0  | 0  | 0  | 0  | 0   | 0   | 9-10  | 3-3 | 0  | 4.12 | 41  |
| Apr 19 | KANSAS             | *  | 6.1  | 7  | 4  | 3  | 0  | 6  | 2  | 0  | 0  | 0  | 0  | 0   | 0   | 3-4   | 3-4 | 0  | 4.14 | 87  |
| Apr 26 | at Oklahoma        | *  | 4.0  | 9  | 5  | 5  | 1  | 1  | 1  | 0  | 1  | 0  | 0  | 1   | 0   | 0-8   | 3-5 | 0  | 4.71 | 74  |
| May 05 | OKLAHOMA STATE     | *  | 7.2  | 4  | 0  | 0  | 4  | 4  | 1  | 0  | 0  | 0  | 0  | 2   | 0   | 0-3   | 3-5 | 0  | 4.08 | 113 |
| May 17 | BAYLOR             | *  | 6.0  | 7  | 0  | 0  | 1  | 3  | 1  | 0  | 0  | 0  | 1  | 2   | 0   | 7-1   | 4-5 | 0  | 3.69 | 111 |
| May 25 | vs Baylor          |    | 4.0  | 3  | 0  | 0  | 1  | 2  | 0  | 0  | 0  | 0  | 0  | 0   | 0   | 8-2   | 4-5 | 1  | 3.48 | 51  |
| Totals |                    | 10 | 67.1 | 74 | 32 | 26 | 13 | 43 | 10 | 0  | 3  | 0  | 2  | 8   | 0   | 77-80 | 4-5 | 1  | 3.48 | -   |

# 12



## ERIC GUTIERREZ

**5-10 • 190 • UTL/LHP • R/L • So. • 1L**  
**Mission, Texas • Sharyland**

### CAREER-HIGHS:

Games Played (Season): \_\_\_\_\_ 56 (2013)  
 Games Started (Season): \_\_\_\_\_ 56 (2013)  
 At-Bats: \_\_\_\_\_ 6, vs. La Salle (3/1/13)  
 Runs: \_\_\_\_\_ 3, vs. Baylor (5/18/13)  
 Hits: \_\_\_\_\_ 2 12x, vs. Baylor (5/16/13)\*  
 RBI: \_\_\_\_\_ 3 2x, vs. Baylor (5/16/13)\*  
 Doubles: \_\_\_\_\_ 2, vs. Kansas (4/19/13)  
 Triples: \_\_\_\_\_ 1 2x, vs. UT Arlington (3/9/13)\*  
 Home Runs: \_\_\_\_\_ 1 7x, vs. Kansas State (5/23/13)\*  
 Walks: \_\_\_\_\_ 3 3x, vs. Baylor (5/18/13)\*  
 Strikeouts: \_\_\_\_\_ 2 6x, at Kansas State (4/7/13)\*  
 Stolen Bases: \_\_\_\_\_ 1, at Texas (3/16/13)  
 Hit Streak: \_\_\_\_\_ 7 games 2x (5/5-5/23/13)\*

\* Indicates most recent high

## DID YOU KNOW?

Gutierrez became the first Red Raider in over 12 years to hit a home run in four consecutive games while leading Tech in home runs in 2013 with seven.



### SUMMER 2013

Played for Keene Swamp Bats in the New England Collegiate League... helped team win the league title with a 27-17 overall record... batted .226 (30-for-133) with 19 runs, nine doubles, a home run, 15 RBI, a team-leading eight hit-by-pitch and 6-for-7 stolen bases... hit a home run with five RBI and four walks in eight playoff games... had six multi-hit games during the season.

### 2013 (Freshman)

Collegiate Baseball Louisville Slugger Freshman All-America... became the ninth player in school history to earn Freshman All-America honors... joined teammate Jarrard Poteete as just the third duo in school history to earn Freshman All-America in the same season... Brooks Wallace Memorial Classic All-Tournament Team (DH)... was the only Red Raider to play in and start all 56 games... started 52 games at first base, three games in right field and one at designated hitter... batted cleanup 42 times, five-hole 10 times, six-hole twice and three-hole and seven-hole each once... batted .251 (48-for-191) with 35 runs, 10 doubles, two triples, seven home runs, 29 RBI, 83 total bases, 21 walks, 20 hit-by-pitch, six sacrifices, 1-for-1 stolen bases, .435 slugging percentage and .377 on-base percentage while fielding .991 (500 putouts, 29 assists, 5 errors)... led the team in games started, home runs, total bases, slugging percentage, hit-by-pitch, putouts and fielding percentage... most starts by a Red Raider since 2011 (three players - 58)... most starts by a Red Raider freshman since 2011 (David Paiz - 56)... most home runs by a Red Raider freshman since 2010 (Barrett Barnes - 14)... became the third freshman in school history to lead the team in home runs (1974 - Mike Bewley, 3... 2010 - Barrett Barnes, 14)... most hit-by-pitch by a Red Raider since 2011 (Jamodrick McGruder - 25)... set a new record for hit-by-pitch by a Red Raider freshman... most putouts by a Red Raider since 2011 (Stephen Hagen - 625)... most putouts by a Red Raider freshman in over 13 years... **NCAA RANKINGS:** 21st in hit-by-pitch (20)... 27th in hit-by-pitch per game (0.36)... second most hit-by-pitch by any freshman in the nation (Charles Galiano, Fordham - 21)... **BIG 12 CONFERENCE RANKINGS:** third in hit-by-pitch (20)... set a school record for hit-by-pitch by a freshman (20)... third in hit-by-pitch in Big 12 games (8)... **AGAINST NATIONALLY RANKED OPPONENTS...** played in 14 games (14 starts) batted .216 (11-for-51) with nine runs, a double, two home runs, six RBI, 18 total bases, three walks, five hit-by-pitch, .353 slugging percentage, .322 on-base percentage and fielded a perfect 1.000 (135 putouts, 9 assists, 0 errors)... led the team in runs, home runs, total bases, slugging percentage and hit-by-pitch against nationally-ranked opponents... **DURING BIG 12 CONFERENCE PLAY...** played in 24 games (24 starts) batted .288 (23-for-80) with 17 runs, six doubles, three home runs, 10 RBI, 12 walks, eight hit-by-pitch, .475 slugging percentage, .430 on-base percentage and fielded .987 (220 putouts, 10 assists, 3 errors)... one of four Red Raiders to start all 24 conference games (Jake Barrios, Bryant Burleson, Tim Proudfoot)... led team in runs, home runs, hit-by-pitch, on-base percentage, putouts and fielding percentage in league games... fourth in the league in home runs (3) during Big 12 games... led all Big 12 freshman in home runs (3) during league play... led all Big 12 freshman in home runs... seventh in the league in runs (17) during Big 12 games... eighth in the league in on-base percentage (.430) during Big 12 games... led all Big 12 freshman in on-base percentage during league games... ninth in the league in slugging percentage (.475) during Big 12 games... led all Big 12 freshman in slugging percentage during league games... **BIG 12 CHAMPIONSHIP...** played in three games (3 starts) batted .111 (1-for-9) with two runs, a home run and two RBI with three hit-by-pitch... **HOME GAMES...** played in 29 games (29 starts) batted .267 (27-for-101) with 22 runs, seven doubles, two triples, four home runs, 20 RBI, 50 total bases, 11 walks, 11 hit-by-pitch, .495 slugging percentage, .392 on-base percentage and fielded .991 (297 putouts, 17 assists, 3 errors)... lead team in games started, doubles, home runs, total bases, hit-by-pitch and putouts during home games... **ROAD/NEUTRAL SITE GAMES...** played in 27 games (27 starts) batting .233 (21-for-90) with 13 runs, three doubles, three home runs, nine RBI, 10 walks, nine hit-by-pitch, .367 slugging percentage, .360 on-base percentage and fielded .991 (203 putouts, 12 assists, 2 errors)... led team in games started, home runs, hit-by-pitch, on-base percentage, sacrifice bunts, putouts and fielding percentage in road/neutral site games... **SITUATIONAL:** recorded 15 two-out RBI... **MISCELLANEOUS:** five go-ahead RBI... two game-tying RBI... five infield hits... one game-winning RBI (home run to left field scoring two runs in first inning helping Tech to an 8-2 win over Baylor on May 17)... posted 12 multi-hit games... notched seven multiple RBI games, including two three-RBI games... **HIT STREAK:** had a pair of season-long seven-game hit streaks, the most recent coming from May 5-23 while batting .333 (8-for-24) with eight runs, a double, four home runs, nine RBI, three walks, three hit-by-pitch, .875



slugging percentage and .452 on-base percentage... **REACHING BASE SAFELY...** reached base safely in a season-high 12 consecutive games... **SEASON HIGHLIGHTS...** became the first Red Raider in over 12 years to homer in four consecutive games (May 16 -18, Baylor, May 23, No. 15 Kansas State)... made career debut starting at first base on Opening Day going 1-for-3 with an run scored, two hit-by-pitch and an RBI against Northern Illinois (2/15)... posted first career multi-hit game in the second game of the season going 2-for-3 with two runs, first career triple and an RBI against Northern Colorado (2/16)... hit first career home run going 2-for-5 with three RBI at UCF (2/23) in the UCF Tournament in Orlando, Fla... had a season-high six at-bats going 2-for-6 with a run and double against La Salle (3/1)... went 2-for-4 with a run scored and hit second triple of the season against UT Arlington (3/9)... went 1-for-3 with a walk and posted first career stolen base at Texas (3/16)... tallied a seven-game hit streak (3/23-4/2) batting .476 (10-for-21) with six runs, two doubles, three RBI, six walks and two hit-by-pitch in games against West Virginia, New Mexico State, TCU and New Mexico... hit second home run of the season going 2-for-5 with two RBI at Dallas Baptist (4/9)... **KANSAS SERIES:** batted .400 (4-for-10) with three runs, three doubles, an RBI, walk, .700 slugging percentage and .538 on-base percentage... went 2-for-4 with a season-high two doubles and an RBI in series opener against Kansas (4/19)... hit third homer of the season going 2-for-5 with two RBI against No. 17 New Mexico (4/30)... **AGAINST BAYLOR (4 Games):** batted .308 (4-for-13) with six runs, a double, three home runs, six RBI, three walks, two hit-by-pitch, 1.077 slugging percentage and .500 on-base percentage... started a stretch of four consecutive games with a home run going 2-for-5 with two runs, a double, home run and three RBI against Baylor (5/16) in the series opener... also homered in game two of the series (1-for-4, HR, 2 RBI) and in the series finale (5/18) going 1-for-1 with a season-high three runs and a season-high three walks against the Bears... went 1-for-2 with two runs, a home run and two RBI in first career Big 12 Championship game in opener against No. 15 Kansas State (5/23) at Bricktown Ballpark in Oklahoma City... member of the 2013 Big 12 Commissioner's Spring Academic Honor Roll.

#### HIGH SCHOOL

A four-year varsity letterwinner at Sharyland High School for head coach Barton Bickerton... as a senior earned first team all-state, first team all-district and Valley Most Valuable Player... batted .591 with 13 doubles, six triples, eight home runs, 50 RBI and 10 stolen bases... on the mound tallied a 1.07 ERA in 59 innings pitched... was also named 30-5A District MVP, team MVP and ESPN National Player of the Week... helped lead team to a district championship, bi-district title, area championship and to the region quarterfinals championship... as a junior batted .566 with eight home runs and 58 RBI... named a Louisville Slugger All-American in 2011... helped lead high school to a No. 1 national ranking during his junior season... as a sophomore batted .470 with two home runs and 31 RBI... as a freshman batted .347 with four home runs and 20 RBI.

#### PERSONAL

Eric Rigoberto Gutierrez... born December 28, 1993, in McAllen, Texas... son of Rigo and Olga Gutierrez... has two younger brothers, Alexis and Jonathan... a university studies major at Texas Tech.







ERIC GUTIERREZ - 2013 GAME-BY-GAME STATISTICS

| Date   | Opponent            | Pos    | AB  | R  | H  | RBI | 2B | 3B | HR | BB | SB | CS | HBP | SAC | SF | GDP | K  | PO  | A  | E | Avg  |
|--------|---------------------|--------|-----|----|----|-----|----|----|----|----|----|----|-----|-----|----|-----|----|-----|----|---|------|
| Feb 15 | NORTHERN ILLINOIS   | *1b    | 3   | 1  | 1  | 1   | 0  | 0  | 0  | 0  | 0  | 0  | 2   | 0   | 0  | 0   | 0  | 4   | 0  | 0 | .333 |
| Feb 16 | NORTHERN COLORADO   | *1b    | 3   | 2  | 1  | 0   | 1  | 0  | 0  | 0  | 0  | 0  | 1   | 0   | 0  | 0   | 0  | 6   | 1  | 0 | .500 |
| Feb 16 | BYU                 | *1b    | 4   | 0  | 0  | 0   | 0  | 0  | 0  | 0  | 0  | 0  | 0   | 0   | 0  | 1   | 1  | 6   | 2  | 0 | .300 |
| Feb 17 | NORTHERN ILLINOIS   | *1b    | 4   | 0  | 1  | 1   | 0  | 0  | 0  | 0  | 0  | 0  | 0   | 0   | 0  | 0   | 0  | 11  | 0  | 0 | .286 |
| Feb 22 | vs Troy             | *1b    | 2   | 0  | 0  | 0   | 0  | 0  | 0  | 1  | 0  | 0  | 1   | 0   | 0  | 0   | 1  | 13  | 1  | 0 | .250 |
| Feb 23 | at UCF              | *1b    | 5   | 1  | 2  | 3   | 0  | 0  | 1  | 0  | 0  | 0  | 0   | 0   | 0  | 0   | 2  | 7   | 1  | 1 | .286 |
| Feb 24 | vs Connecticut      | *dh    | 4   | 0  | 1  | 0   | 1  | 0  | 0  | 0  | 0  | 0  | 0   | 0   | 0  | 0   | 1  | 0   | 0  | 0 | .280 |
| Feb 25 | at FIU              | *of    | 3   | 1  | 0  | 0   | 0  | 0  | 0  | 1  | 0  | 0  | 1   | 0   | 0  | 0   | 1  | 2   | 0  | 0 | .250 |
| Feb 26 | at FIU              | *1b    | 4   | 0  | 1  | 1   | 1  | 0  | 0  | 0  | 0  | 0  | 0   | 0   | 1  | 0   | 1  | 10  | 3  | 0 | .250 |
| Mar 01 | LA SALLE            | *1b    | 6   | 1  | 2  | 0   | 1  | 0  | 0  | 0  | 0  | 0  | 0   | 0   | 0  | 0   | 1  | 14  | 1  | 0 | .263 |
| Mar 02 | LA SALLE            | *1b    | 2   | 0  | 1  | 1   | 0  | 0  | 0  | 1  | 0  | 0  | 1   | 0   | 0  | 0   | 0  | 13  | 0  | 0 | .275 |
| Mar 03 | LA SALLE            | *1b    | 3   | 0  | 0  | 0   | 0  | 0  | 0  | 1  | 0  | 0  | 0   | 0   | 0  | 0   | 0  | 12  | 0  | 1 | .256 |
| Mar 05 | at Arizona          | *1b    | 3   | 0  | 0  | 0   | 0  | 0  | 0  | 0  | 0  | 0  | 0   | 0   | 0  | 0   | 2  | 8   | 1  | 0 | .239 |
| Mar 06 | at Arizona          | *1b    | 5   | 1  | 1  | 0   | 0  | 0  | 0  | 0  | 0  | 0  | 0   | 0   | 0  | 0   | 1  | 11  | 0  | 0 | .235 |
| Mar 08 | UT ARLINGTON        | *1b    | 2   | 0  | 0  | 0   | 0  | 0  | 0  | 0  | 0  | 0  | 0   | 0   | 0  | 0   | 2  | 8   | 0  | 0 | .226 |
| Mar 09 | UT ARLINGTON        | *1b    | 4   | 1  | 2  | 0   | 0  | 1  | 0  | 0  | 0  | 0  | 0   | 0   | 0  | 0   | 0  | 14  | 0  | 0 | .246 |
| Mar 10 | UT ARLINGTON        | *1b    | 3   | 1  | 0  | 1   | 0  | 0  | 0  | 0  | 0  | 1  | 0   | 1   | 0  | 0   | 0  | 13  | 0  | 0 | .233 |
| Mar 12 | UTAH VALLEY         | *1b    | 3   | 1  | 0  | 0   | 0  | 0  | 0  | 1  | 0  | 0  | 1   | 0   | 0  | 0   | 0  | 11  | 0  | 0 | .222 |
| Mar 13 | UTAH VALLEY         | *1b    | 3   | 0  | 0  | 0   | 0  | 0  | 0  | 0  | 0  | 0  | 0   | 1   | 0  | 0   | 1  | 6   | 1  | 0 | .212 |
| Mar 15 | at Texas            | *1b    | 4   | 0  | 1  | 0   | 0  | 0  | 0  | 0  | 0  | 0  | 0   | 0   | 0  | 0   | 2  | 8   | 0  | 0 | .214 |
| Mar 16 | at Texas            | *1b    | 3   | 0  | 1  | 0   | 0  | 0  | 0  | 1  | 1  | 0  | 0   | 0   | 0  | 0   | 0  | 12  | 0  | 0 | .219 |
| Mar 17 | at Texas            | *1b    | 3   | 0  | 0  | 0   | 0  | 0  | 0  | 1  | 0  | 0  | 0   | 0   | 0  | 0   | 1  | 17  | 0  | 0 | .211 |
| Mar 19 | ARIZONA STATE       | *1b    | 3   | 1  | 1  | 1   | 1  | 0  | 0  | 1  | 0  | 0  | 1   | 0   | 0  | 0   | 1  | 17  | 1  | 0 | .215 |
| Mar 22 | at West Virginia    | *1b    | 4   | 0  | 0  | 0   | 0  | 0  | 0  | 0  | 0  | 0  | 0   | 0   | 0  | 0   | 1  | 4   | 0  | 0 | .205 |
| Mar 23 | at West Virginia-1  | *of    | 2   | 1  | 1  | 0   | 0  | 0  | 0  | 1  | 0  | 0  | 1   | 0   | 0  | 0   | 0  | 2   | 0  | 0 | .212 |
| Mar 23 | at West Virginia-2  | *of    | 3   | 1  | 2  | 0   | 1  | 0  | 0  | 1  | 0  | 0  | 0   | 0   | 0  | 0   | 0  | 2   | 0  | 0 | .227 |
| Mar 25 | at New Mexico State | *1b    | 3   | 1  | 1  | 1   | 0  | 0  | 0  | 1  | 0  | 0  | 0   | 0   | 1  | 0   | 2  | 7   | 0  | 0 | .231 |
| Mar 29 | TCU                 | *1b    | 3   | 0  | 1  | 0   | 0  | 0  | 0  | 0  | 0  | 1  | 0   | 0   | 0  | 1   | 1  | 13  | 1  | 0 | .234 |
| Mar 30 | TCU                 | *1b    | 3   | 1  | 1  | 0   | 0  | 0  | 0  | 1  | 0  | 0  | 0   | 0   | 0  | 0   | 1  | 13  | 1  | 1 | .237 |
| Mar 31 | TCU                 | *1b    | 4   | 1  | 2  | 2   | 1  | 0  | 0  | 1  | 0  | 0  | 0   | 0   | 0  | 0   | 0  | 8   | 0  | 0 | .248 |
| Apr 02 | at New Mexico       | *1b    | 3   | 1  | 2  | 0   | 0  | 0  | 0  | 1  | 0  | 0  | 0   | 0   | 0  | 0   | 1  | 10  | 1  | 0 | .260 |
| Apr 05 | at Kansas State     | *1b    | 4   | 0  | 0  | 0   | 0  | 0  | 0  | 1  | 0  | 0  | 0   | 0   | 0  | 0   | 1  | 9   | 0  | 0 | .250 |
| Apr 06 | at Kansas State     | *1b    | 1   | 0  | 0  | 0   | 0  | 0  | 0  | 0  | 0  | 0  | 0   | 0   | 0  | 0   | 0  | 2   | 0  | 0 | .248 |
| Apr 07 | at Kansas State     | *1b    | 3   | 1  | 1  | 0   | 0  | 0  | 0  | 0  | 0  | 0  | 1   | 0   | 0  | 0   | 2  | 7   | 2  | 1 | .250 |
| Apr 09 | at Dallas Baptist   | *1b    | 5   | 1  | 2  | 2   | 0  | 0  | 1  | 0  | 0  | 0  | 0   | 0   | 0  | 1   | 0  | 6   | 0  | 0 | .256 |
| Apr 14 | LUBBOCK CHRISTIAN   | *1b    | 3   | 0  | 0  | 0   | 0  | 0  | 0  | 0  | 0  | 0  | 0   | 0   | 2  | 0   | 0  | 6   | 2  | 0 | .250 |
| Apr 16 | at Rice             | *1b    | 2   | 1  | 0  | 0   | 0  | 0  | 0  | 1  | 0  | 0  | 0   | 0   | 0  | 0   | 0  | 9   | 1  | 0 | .246 |
| Apr 19 | KANSAS              | *1b    | 4   | 0  | 2  | 1   | 2  | 0  | 0  | 0  | 0  | 0  | 0   | 0   | 0  | 0   | 1  | 13  | 0  | 0 | .254 |
| Apr 20 | KANSAS              | *1b    | 3   | 1  | 1  | 0   | 1  | 0  | 0  | 0  | 0  | 0  | 1   | 0   | 0  | 0   | 0  | 9   | 1  | 1 | .256 |
| Apr 21 | KANSAS              | *1b    | 3   | 2  | 1  | 0   | 0  | 0  | 0  | 1  | 0  | 0  | 1   | 0   | 0  | 0   | 0  | 9   | 0  | 0 | .258 |
| Apr 23 | NEW MEXICO STATE    | *1b    | 4   | 0  | 0  | 1   | 0  | 0  | 0  | 0  | 0  | 0  | 0   | 0   | 1  | 0   | 1  | 11  | 0  | 0 | .250 |
| Apr 26 | at Oklahoma         | *1b    | 3   | 0  | 0  | 0   | 0  | 0  | 0  | 0  | 0  | 0  | 0   | 0   | 0  | 0   | 0  | 8   | 0  | 0 | .245 |
| Apr 27 | at Oklahoma         | *1b    | 4   | 0  | 1  | 0   | 0  | 0  | 0  | 0  | 0  | 0  | 0   | 0   | 0  | 0   | 1  | 12  | 0  | 0 | .245 |
| Apr 28 | at Oklahoma         | *1b    | 4   | 1  | 2  | 0   | 0  | 0  | 0  | 0  | 0  | 2  | 0   | 0   | 0  | 0   | 0  | 9   | 0  | 0 | .252 |
| Apr 30 | NEW MEXICO          | *1b    | 5   | 1  | 2  | 2   | 0  | 0  | 1  | 0  | 0  | 0  | 0   | 0   | 0  | 0   | 1  | 7   | 1  | 0 | .257 |
| May 03 | OKLAHOMA STATE      | *1b    | 4   | 1  | 1  | 1   | 0  | 0  | 0  | 0  | 0  | 0  | 0   | 0   | 0  | 0   | 1  | 15  | 1  | 0 | .256 |
| May 04 | OKLAHOMA STATE      | *1b/of | 4   | 1  | 0  | 0   | 0  | 0  | 0  | 1  | 0  | 0  | 0   | 0   | 0  | 0   | 1  | 7   | 0  | 0 | .250 |
| May 05 | OKLAHOMA STATE      | *1b    | 4   | 0  | 1  | 0   | 0  | 0  | 0  | 0  | 0  | 0  | 0   | 0   | 0  | 0   | 1  | 10  | 2  | 0 | .250 |
| May 07 | DALLAS BAPTIST      | *1b    | 4   | 0  | 1  | 1   | 0  | 0  | 0  | 0  | 0  | 0  | 0   | 0   | 0  | 0   | 1  | 10  | 0  | 0 | .250 |
| May 15 | at Arizona State    | *1b    | 4   | 0  | 1  | 0   | 0  | 0  | 0  | 0  | 0  | 0  | 0   | 0   | 0  | 0   | 0  | 7   | 0  | 0 | .250 |
| May 16 | BAYLOR              | *1b    | 5   | 2  | 2  | 3   | 1  | 0  | 1  | 0  | 0  | 0  | 0   | 1   | 0  | 0   | 1  | 13  | 0  | 0 | .254 |
| May 17 | BAYLOR              | *1b    | 4   | 1  | 1  | 2   | 0  | 0  | 1  | 0  | 0  | 0  | 0   | 0   | 0  | 0   | 1  | 8   | 1  | 0 | .254 |
| May 18 | BAYLOR              | *1b    | 1   | 3  | 1  | 1   | 0  | 0  | 1  | 3  | 0  | 0  | 1   | 0   | 0  | 0   | 0  | 10  | 1  | 0 | .258 |
| May 23 | vs Kansas State     | *1b    | 2   | 2  | 1  | 2   | 0  | 0  | 1  | 0  | 0  | 0  | 2   | 0   | 0  | 0   | 1  | 8   | 2  | 0 | .261 |
| May 24 | vs Oklahoma         | *1b    | 4   | 0  | 0  | 0   | 0  | 0  | 0  | 0  | 0  | 0  | 0   | 0   | 0  | 0   | 1  | 7   | 0  | 0 | .255 |
| May 25 | vs Baylor           | *1b    | 3   | 0  | 0  | 0   | 0  | 0  | 0  | 0  | 0  | 0  | 1   | 0   | 0  | 0   | 2  | 6   | 0  | 0 | .251 |
| Totals |                     | 56gs   | 191 | 35 | 48 | 29  | 10 | 2  | 7  | 21 | 1  | 0  | 20  | 2   | 4  | 5   | 41 | 500 | 29 | 5 | .251 |

On base pct. .377 • Slugging pct. .435



8



# ALEC HUMPHREYS

5-9 • 170 • INF • R/R • So. • 1L  
Midlothian, Texas • Midlothian

**CAREER-HIGHS:**

Games Played (Season): \_\_\_\_\_ 23 (2013)  
 Games Started (Season): \_\_\_\_\_ 11 (2013)  
 At-Bats: \_\_\_\_\_ 5 3x, at Dallas Baptist (4/9/13)\*  
 Runs: \_\_\_\_\_ 2, vs. Northern Colorado (2/16/13)  
 Hits: \_\_\_\_\_ 3, at FIU (2/25/13)  
 RBI: \_\_\_\_\_ 2, at FIU (2/25/13)  
 Doubles: \_\_\_\_\_ None  
 Triples: \_\_\_\_\_ None  
 Home Runs: \_\_\_\_\_ None  
 Walks: \_\_\_\_\_ 1 7x, vs. Oklahoma (5/24/13)\*  
 Strikeouts: \_\_\_\_\_ 3, vs. BYU (2/16/13)  
 Stolen Bases: \_\_\_\_\_ 1 2x, vs. La Salle (3/1/13)\*  
 Hit Streak: \_\_\_\_\_ 3 games (2/23-2/25/13)

\* Indicates most recent high

## DID YOU KNOW?

As a freshman in 2013, Humphreys had a season-high three base hits on the road at Florida International.



**2013 (Freshman)**

Academic All-Big 12 Rookie Team (completed 24 credit hours with 3.0 GPA)... played in 23 games (11 starts) starting eight games at third base, two games at designated hitter and one game at second base... batted seven-hole five times, six-hole twice and hit second, fifth, eighth and ninth one time each... batted .204 (10-for-49) with nine runs, five RBI, 10 total bases, seven walks, 2-for-2 stolen bases, .204 slugging percentage, .304 on-base percentage and fielded .960 (7 putouts, 17 assists, 1 error)... **AGAINST NATIONALLY RANKED OPPONENTS**... played in four games (2 starts) batted .333 (2-for-6) with two walks... **DURING BIG 12 CONFERENCE PLAY**... played in six games (0 starts) batted .167 (1-for-6) with an RBI... **BIG 12 CHAMPIONSHIP**... played in one game (1 start) batted .1000 (1-for-1) with a walk... **HOME GAMES**... played in 12 games (5 starts) batted .087 (2-for-23) with two RBI and three walks... **ROAD/NEUTRAL SITE GAMES**... played in 11 games (6 starts) batted .308 (8-for-26) with four runs, three RBI, four walks and .400 on-base percentage while fielding a perfect 1.000 (5 putouts, 13 assists, 0 errors)... **SITUATIONAL**: batted .222 (2-for-9) as a pinch hitter... tied for team lead with two pinch-hit base hits (Blake Bass, Scott LeJeune)... recorded three two-out RBI... **MISCELLANEOUS**: one infield hit... recorded two multi-hit games, including one three-hit game... notched one multiple RBI game... **HIT STREAK**: season-long three-game hit streak (2/23-2/25)... **REACHING BASE SAFELY**: reached base safely in a season-high seven consecutive games... **SEASON HIGHLIGHTS**... made career-debut starting at third base and going 0-for-4 with a walk and RBI against Northern Illinois (2/15)... posted first career base hit and had a season-high two runs scored going 1-for-3 against Northern Colorado (2/16)... singled in first career pinch-hit at-bat and scored a run at UCF (2/23)... had back-to-back multi-hit games during the Florida trip going 2-for-5 with a stolen base against Connecticut (2/24) at the UCF Tournament in Orlando before collecting a season-high three hits going 3-for-5 with a season-high two RBI at FIU (2/25)... made first career start at second base going 1-for-5 (matching season high for at-bats) with an RBI and a walk at Dallas Baptist (4/9)... had a pinch-hit single against No. 19 Oklahoma State (5/4) while finishing game 1-for-2 with a run scored... made career debut at Big 12 Championship starting at designated hitter going 1-for-1 with a walk against No. 24 Oklahoma (5/24) at Bricktown Ballpark in Oklahoma City... member of the 2012 Big 12 Commissioner's Fall Academic Honor Roll... member of the 2013 Big 12 Commissioner's Spring Academic Honor Roll (Dean's List).

**HIGH SCHOOL**

A three-year varsity letterwinner at Midlothian High School for head coach Ray Hydes... as a senior earned all-district and was named to the Region All-Star Game and to the State All-Star Game... batted .450 with 18 doubles, four triples, four home runs and tallied a .980 fielding percentage... earned academic all-district in 2012... a three-time all-district selection... also lettered one year in football as a prep while being selected all-district (utility) in 2010.

**PERSONAL**

Charles Alec Humphreys... born March 22, 1994, in DeSoto, Texas... son of Mike and Dawn Humphreys... has two younger brothers, Zach and Nathan... father, Mike, was a four-year letterwinner at Texas Tech (1985-88) and is one of the greatest hitters in school history... earned Freshman All-American in 1985, a three-time All-Southwest Conference selection before being selected in the 15th round of the 1988 MLB Draft by the San Diego Padres... played three seasons in the big leagues with the New York Yankees (1991-93)... remains in 12 all-time record book categories (single-season, career) in school history... an exercise and sport science major at Texas Tech.



**ALEC HUMPHREYS - 2013 GAME-BY-GAME STATISTICS**

| Date   | Opponent          | Pos   | AB | R | H  | RBI | 2B | 3B | HR | BB | SB | CS | HBP | SAC | SF | GDP | K  | PO | A  | E | Avg  |
|--------|-------------------|-------|----|---|----|-----|----|----|----|----|----|----|-----|-----|----|-----|----|----|----|---|------|
| Feb 15 | NORTHERN ILLINOIS | *3b   | 4  | 0 | 0  | 1   | 0  | 0  | 0  | 1  | 0  | 0  | 0   | 0   | 0  | 0   | 1  | 0  | 1  | 0 | .000 |
| Feb 16 | NORTHERN COLORADO | *3b   | 3  | 2 | 1  | 0   | 0  | 0  | 0  | 0  | 0  | 0  | 0   | 0   | 0  | 0   | 0  | 1  | 1  | 0 | .143 |
| Feb 16 | BYU               | *3b   | 3  | 1 | 0  | 0   | 0  | 0  | 0  | 1  | 0  | 0  | 0   | 0   | 0  | 0   | 3  | 1  | 0  | 1 | .100 |
| Feb 22 | vs Troy           | 3b    | 0  | 0 | 0  | 0   | 0  | 0  | 0  | 0  | 0  | 0  | 0   | 0   | 0  | 0   | 0  | 0  | 0  | 0 | .100 |
| Feb 23 | at UCF            | ph    | 1  | 1 | 1  | 0   | 0  | 0  | 0  | 0  | 0  | 0  | 0   | 0   | 0  | 0   | 0  | 0  | 0  | 0 | .182 |
| Feb 24 | vs Connecticut    | *3b   | 5  | 0 | 2  | 0   | 0  | 0  | 0  | 0  | 1  | 0  | 0   | 0   | 0  | 0   | 1  | 2  | 3  | 0 | .250 |
| Feb 25 | at FIU            | *3b   | 5  | 0 | 3  | 2   | 0  | 0  | 0  | 0  | 0  | 0  | 0   | 0   | 0  | 0   | 2  | 0  | 3  | 0 | .333 |
| Feb 26 | at FIU            | *3b   | 4  | 1 | 0  | 0   | 0  | 0  | 0  | 1  | 0  | 0  | 0   | 0   | 0  | 0   | 0  | 0  | 2  | 0 | .280 |
| Mar 01 | LA SALLE          | *3b   | 4  | 1 | 0  | 0   | 0  | 0  | 0  | 0  | 1  | 0  | 0   | 0   | 0  | 1   | 0  | 0  | 0  | 0 | .241 |
| Mar 10 | UT ARLINGTON      | *dh   | 1  | 0 | 0  | 0   | 0  | 0  | 0  | 0  | 0  | 0  | 0   | 0   | 0  | 0   | 1  | 0  | 0  | 0 | .233 |
| Mar 12 | UTAH VALLEY       | ph/2b | 1  | 0 | 0  | 0   | 0  | 0  | 0  | 0  | 0  | 0  | 0   | 0   | 0  | 0   | 0  | 0  | 0  | 0 | .226 |
| Mar 13 | UTAH VALLEY       | 2b    | 2  | 0 | 0  | 0   | 0  | 0  | 0  | 0  | 0  | 0  | 0   | 0   | 0  | 0   | 1  | 0  | 2  | 0 | .212 |
| Mar 19 | ARIZONA STATE     | ph    | 0  | 0 | 0  | 0   | 0  | 0  | 0  | 1  | 0  | 0  | 0   | 0   | 0  | 0   | 0  | 0  | 0  | 0 | .212 |
| Mar 22 | at West Virginia  | ph    | 0  | 0 | 0  | 0   | 0  | 0  | 0  | 1  | 0  | 0  | 0   | 0   | 0  | 0   | 0  | 0  | 0  | 0 | .212 |
| Mar 29 | TCU               | ph    | 1  | 0 | 0  | 0   | 0  | 0  | 0  | 0  | 0  | 0  | 0   | 0   | 0  | 0   | 1  | 0  | 0  | 0 | .206 |
| Apr 02 | at New Mexico     | ph    | 1  | 0 | 0  | 0   | 0  | 0  | 0  | 0  | 0  | 0  | 0   | 0   | 0  | 0   | 1  | 0  | 0  | 0 | .200 |
| Apr 06 | at Kansas State   | ph    | 1  | 0 | 0  | 0   | 0  | 0  | 0  | 0  | 0  | 0  | 0   | 0   | 0  | 0   | 1  | 0  | 0  | 0 | .194 |
| Apr 09 | at Dallas Baptist | *2b   | 5  | 1 | 1  | 1   | 0  | 0  | 0  | 1  | 0  | 0  | 0   | 0   | 0  | 0   | 2  | 1  | 2  | 0 | .195 |
| Apr 20 | KANSAS            | ph    | 1  | 0 | 0  | 0   | 0  | 0  | 0  | 0  | 0  | 0  | 0   | 0   | 0  | 0   | 1  | 0  | 0  | 0 | .190 |
| May 04 | OKLAHOMA STATE    | ph    | 2  | 1 | 1  | 0   | 0  | 0  | 0  | 0  | 0  | 0  | 0   | 0   | 0  | 0   | 1  | 0  | 0  | 0 | .205 |
| May 15 | at Arizona State  | *3b   | 3  | 1 | 0  | 0   | 0  | 0  | 0  | 0  | 0  | 0  | 0   | 0   | 0  | 0   | 1  | 2  | 3  | 0 | .191 |
| May 18 | BAYLOR            | ph    | 1  | 0 | 0  | 1   | 0  | 0  | 0  | 0  | 0  | 0  | 0   | 0   | 0  | 0   | 0  | 0  | 0  | 0 | .188 |
| May 24 | vs Oklahoma       | *dh   | 1  | 0 | 1  | 0   | 0  | 0  | 0  | 1  | 0  | 0  | 0   | 0   | 0  | 0   | 0  | 0  | 0  | 0 | .204 |
| Totals |                   | 11gs  | 49 | 9 | 10 | 5   | 0  | 0  | 0  | 7  | 2  | 0  | 0   | 0   | 0  | 1   | 17 | 7  | 17 | 1 | .204 |

On base pct. .304 • Slugging pct. .204



14



## DOMINIC MORENO

5-11 • 185 • RHP • R/R • Jr. • 1L

Farmington, N.M. • Piedra Vista • Howard College

### CAREER-HIGHS:

Innings Pitched: \_\_\_\_\_ 7.0 2x, vs. Oklahoma (5/24/13)\*  
 Longest Start (IP): \_\_\_\_\_ 7.0 2x, vs. Oklahoma (5/24/13)\*  
 Shortest Start (IP): \_\_\_\_\_ 4.0, at West Virginia (3/22/13)  
 Longest Relief Outing (IP): \_\_\_\_\_ 4.0, vs. Lubbock Christian (4/14/13)  
 Hits Allowed: \_\_\_\_\_ 9 2x, vs. Oklahoma State (5/4/13)\*  
 Runs Allowed: \_\_\_\_\_ 6, vs. Oklahoma State (5/4/13)  
 ER Allowed: \_\_\_\_\_ 6, vs. Oklahoma State (5/4/13)  
 Walks: \_\_\_\_\_ 4 2x, at Oklahoma (4/28/13)\*  
 Strikeouts: \_\_\_\_\_ 11, vs. Northern Illinois (2/15/13)  
 Wild Pitches: \_\_\_\_\_ 1, at Oklahoma (4/28/13)  
 Hit Batters: \_\_\_\_\_ 2 3x, at Oklahoma (4/28/13)\*  
 HR Allowed: \_\_\_\_\_ 2, vs. Lubbock Christian (4/14/13)  
 Pitch Count: \_\_\_\_\_ 105, at Kansas State (4/5/13)

\* Indicates most recent high

## DID YOU KNOW?

Moreno's 11 strikeouts on Opening Day in 2013 against Northern Illinois marked the most strikeouts on Opening Day by a Red Raider in over 17 years.



### SUMMER 2013

Played for the Chatham Anglers in the Cape Cod League... helped team to a 26-17 overall record and to a league title during the regular season while capturing the Eastern Division crown... made nine appearances (1 start) with a 3-1 record, 2.89 ERA, 18.2 innings, allowed 15 hits and six earned runs with 19 strikeouts and three walks... 7-of-9 appearances were scoreless... never allowed more than one walk during an outing... struck out at least one batter in all nine appearances... allowed just one earned run during his final nine innings (4 APP) of the season with nine strikeouts and two walks.

### 2013 (Sophomore)

Made 12 appearances (10 starts) with a 3-4 record, 3.86 ERA, one save, combined on two shutouts, 60.2 innings, allowed 74 hits and 28 runs (26 earned) with 54 strikeouts and 23 walks while opponents batted .311 and allowed five home runs... **AGAINST NATIONALLY RANKED OPPONENTS...** made three appearances (all starts) with a 1-2 record, 3.78 ERA, 16.2 innings, eight strikeouts and nine walks... one of five Red Raiders to earn a win against a nationally-ranked opponent... **DURING BIG 12 CONFERENCE PLAY...** made six appearances (5 starts) with a 2-2 record, 3.72 ERA, one save, combined on one shutout, 29.1 innings, 19 strikeouts and 12 walks... one of four Red Raiders with a team-leading two wins in league play... ranked 19th in the league in ERA (3.72) during conference play... **BIG 12 CHAMPIONSHIP...** made one start with a 0-1 record, 1.29 ERA, 7.0 innings, allowed seven hits and two runs (1 earned) with five strikeouts and two walks while opponents batted .250... **HOME GAMES...** made six appearances (4 starts) with a 1-1 record, 4.88 ERA, one save, combined on one shutout, 27.2 innings, allowed 34 hits and 15 runs (all earned) with 33 strikeouts and 13 walks... **ROAD/NEUTRAL SITE GAMES...** made six appearances (6 starts) with a 2-3 record, 3.00 ERA, combined on one shutout, 33.0 innings, allowed 40 hits and 13 runs (11 earned) with 21 strikeouts and 10 walks allowing a pair of home runs... one of two Red Raiders (Trey Masek - 2.32) with an ERA at or under 3.00 in road/neutral site games... **SITUATIONAL:** opposing left-handed batters hit .308 (28-for-91)... opposing right-handed batters hit .313 (46-for-147)... opposing batters hit .261 (31-for-119) with runners on base... opposing batters hit .361 (43-for-119) with the bases empty... opposing batters hit .319 (23-for-72) with two outs... recorded 70 fly outs and 45 ground outs... forced opponents to hit into seven ground ball double plays... averaged 8.01 strikeouts/9 innings... **MISCELLANEOUS:** made 10 starts with four during non-conference (all weekend), five during Big 12 play (3 series openers, one middle game and one series finale) and one in the Big 12 Championship... made four road starts (at Texas, West Virginia, K-State and Oklahoma)... made two scoreless starts (vs. NIU, at Texas)... both relief outings pitched at least three innings... tallied at least five innings pitched in 7-of-10 starts... struck out at least four batters in 8-of-12 outings... allowed two or fewer runs in 7-of-12 outings... team posted a 5-7 record during 12 appearances... **SEASON HIGHLIGHTS...** made career debut a memorable one with a six-inning shutout allowing five hits with a season-high 11 strikeouts and three walks while throwing 97 pitches against Northern Illinois (2/15) during the Red Raiders 8-0 victory... became the first Tech newcomer underclassman to start on Opening Day since 2004 (Randy Gattis)... 11 strikeouts marked the most by a Red Raider on Opening Day in over 17 years... 11 strikeouts are the most by a Red Raider in a career starting debut in over 12 years... six innings pitched in a career debut is the most by a Red Raider on Opening Day since 2006 (Josh Tomlin, 6 IP)... pitched a season-high seven shutout innings during second win of the season and during first career Big 12 start at Texas (3/15) allowing five hits with two strikeouts during Tech's 1-0 win... made shortest start of the season at West Virginia (3/22) going four innings allowing two runs (both earned) on seven hits with four strikeouts and two walks during a 2-0 loss... threw a season-high 105 pitches going 5.1 innings allowing three runs on nine hits with five strikeouts and two walks in a no decision at Kansas State (4/5)... made first career relief appearance going four innings allowing two runs on four hits with six strikeouts and a walk against Lubbock Christian (4/14)... became the second Red Raider during the season to strikeout six batters in relief (Nathan Bauder)... led the Red Raiders to a series finale win at No. 11 Oklahoma (4/28) going five innings allowing one run (unearned) on five hits with a strikeout and matched a season-high four walks throwing 87 pitches in a 9-3 win... made first start during a middle game of a Big 12 series while going 4.2 innings and taking a loss during Tech's 11-5 loss against No. 19 Oklahoma State (5/4) allowing a season-high six runs (all earned) on nine hits with two strikeouts and three walks... earned first career save pitching three innings allowing one run (earned) on five hits with five strikeouts and a walk against Baylor (5/17)... matched a season-high seven innings pitched during first career start in the Big 12 Championship with five strikeouts and two walks allowing just two runs (1 earned) during an 8-0 loss against No. 24 Oklahoma.



**HOWARD COLLEGE**

Played at Howard College for one season (2012) for head coach Britt Smith... earned honorable mention all-conference... as a freshman went 5-1 with a 2.70 ERA in 13 appearances (5 starts) with two saves, 40 innings, 29 hits allowed, 12 earned runs allowed with 47 strikeouts and 12 walks allowed... pitched at least five innings on four occasions and tallied four or more strikeouts six times... struck out a season-high nine batters against Western Texas (4/7) in six innings of work... struck out six batters in collegiate debut pitching three innings against Lubbock Christian (2/25)... helped lead team to a 45-12 overall record and to a conference championship and NJCAA Region V runner-up finish.

**HIGH SCHOOL**

A three-year varsity letterwinner at Piedra Vista High School for head coach Mike Mcgaha... as a senior pitched 70 innings with a 2.30 ERA while batting .420 with three home runs, seven triples and 41 RBI... earned all-state and all-district honors... helped guide team to 2011 state championship... earned all-district as a junior in 2010... participated with the Strikezone Cardinals at the Connie Mack World Series.

**PERSONAL**

Dominic Edward Moreno... born March 12, 1993, in Tucson, Ariz.... son of Daniel and Regina Moreno... has a sister, Alexandria... a mass communications major at Texas Tech.





**DOMINIC MORENO - 2013 GAME-BY-GAME STATISTICS**

| Date   | Opponent          | GS | IP   | H  | R  | ER | BB | SO | 2B | 3B | HR | WP | BK | HBP | IBB | Score | W-L | Sv | ERA  | NP  |
|--------|-------------------|----|------|----|----|----|----|----|----|----|----|----|----|-----|-----|-------|-----|----|------|-----|
| Feb 15 | NORTHERN ILLINOIS | *  | 6.0  | 5  | 0  | 0  | 3  | 11 | 2  | 0  | 0  | 0  | 0  | 0   | 0   | 8-0   | 1-0 | 0  | 0.00 | 97  |
| Feb 22 | vs Troy           | *  | 4.2  | 7  | 5  | 5  | 0  | 4  | 3  | 0  | 1  | 0  | 0  | 2   | 0   | 3-10  | 1-1 | 0  | 4.22 | 76  |
| Mar 01 | LA SALLE          | *  | 5.0  | 7  | 3  | 3  | 4  | 5  | 1  | 0  | 0  | 0  | 0  | 0   | 0   | 5-6   | 1-1 | 0  | 4.60 | 95  |
| Mar 08 | UT ARLINGTON      | *  | 5.0  | 4  | 3  | 3  | 1  | 4  | 0  | 1  | 0  | 0  | 0  | 0   | 0   | 8-3   | 1-1 | 0  | 4.79 | 73  |
| Mar 15 | at Texas          | *  | 7.0  | 5  | 0  | 0  | 0  | 2  | 0  | 0  | 0  | 0  | 0  | 2   | 0   | 1-0   | 2-1 | 0  | 3.58 | 73  |
| Mar 22 | at West Virginia  | *  | 4.0  | 7  | 2  | 2  | 2  | 4  | 1  | 0  | 1  | 0  | 0  | 1   | 0   | 0-2   | 2-2 | 0  | 3.69 | 95  |
| Apr 05 | at Kansas State   | *  | 5.1  | 9  | 3  | 3  | 2  | 5  | 4  | 0  | 0  | 0  | 0  | 1   | 1   | 5-6   | 2-2 | 0  | 3.89 | 105 |
| Apr 14 | LUBBOCK CHRISTIAN | *  | 4.0  | 4  | 2  | 2  | 1  | 6  | 0  | 0  | 2  | 0  | 0  | 0   | 0   | 5-6   | 2-2 | 0  | 3.95 | 60  |
| Apr 28 | at Oklahoma       | *  | 5.0  | 5  | 1  | 0  | 4  | 1  | 1  | 0  | 0  | 1  | 0  | 2   | 0   | 9-3   | 3-2 | 0  | 3.52 | 87  |
| May 04 | OKLAHOMA STATE    | *  | 4.2  | 9  | 6  | 6  | 3  | 2  | 2  | 1  | 1  | 0  | 0  | 1   | 0   | 5-11  | 3-3 | 0  | 4.26 | 100 |
| May 17 | BAYLOR            | *  | 3.0  | 5  | 1  | 1  | 1  | 5  | 0  | 0  | 0  | 0  | 0  | 0   | 0   | 7-1   | 3-3 | 1  | 4.19 | 58  |
| May 24 | vs Oklahoma       | *  | 7.0  | 7  | 2  | 1  | 2  | 5  | 0  | 0  | 0  | 0  | 0  | 0   | 0   | 0-8   | 3-4 | 1  | 3.86 | 100 |
| Totals |                   | 10 | 60.2 | 74 | 28 | 26 | 23 | 54 | 14 | 2  | 5  | 1  | 0  | 9   | 1   | 56-56 | 3-4 | 1  | 3.86 | -   |



10



# TYLER NESLONY

6-0 • 190 • OF • L/R • So. • 1L  
Corpus Christi, Texas • Calallen

**CAREER-HIGHS:**

Games Played (Season): \_\_\_\_\_ 20 (2013)  
 Games Started (Season): \_\_\_\_\_ 10 (2013)  
 At-Bats: \_\_\_\_\_ 5 2x, at FIU (2/26/13)\*  
 Runs: \_\_\_\_\_ 2, at FIU (2/26/13)  
 Hits: \_\_\_\_\_ 2 3x, at Kansas State (4/7/13)\*  
 RBI: \_\_\_\_\_ 3, at FIU (2/26/13)  
 Doubles: \_\_\_\_\_ 2, at FIU (2/26/13)  
 Triples: \_\_\_\_\_ None  
 Home Runs: \_\_\_\_\_ None  
 Walks: \_\_\_\_\_ 1 7x, vs. Baylor (5/25/13)\*  
 Strikeouts: \_\_\_\_\_ 2, vs. Connecticut (2/24/13)  
 Stolen Bases: \_\_\_\_\_ None  
 Hit Streak: \_\_\_\_\_ 3 games (2/23-2/26/13)

\* Indicates most recent high

## DID YOU KNOW?

Neslony played in the Florida Collegiate League last summer where he led his team (Leesburg) and ranked third in the league batting .346 (45-for-130).



**SUMMER 2013**

Played for the Leesburg Lightning in the Florida Collegiate League... helped team to a 25-14 overall record and second-place finish in the league standings... team played in the league tournament championship game at the home of the Tampa Bay Rays, Tropicana Field in St. Petersburg, Fla... led team and finished third in the league batting .346 (45-for-130) with 17 runs, four doubles, 19 RBI and 27 walks... turned six double plays from the outfield... second in the league in both hits and walks... named Florida Collegiate League All-Star (starter)... finished summer on an 11-game hit streak while batting .390 (16-for-41) with six RBI... had 15 multi-hit games.

**2013 (Freshman)**

Played in 20 games (10 starts) starting nine games in right field and one at designated hitter... batted eight-hole five times, two-hole twice, five-hole twice and seven-hole once... batted .227 (10-for-44) with four runs, four doubles, seven RBI, 14 total bases, seven walks, .318 slugging percentage and .327 on-base percentage while fielding 1.000 (10 putouts, 0 assists, 0 errors)... **AGAINST NATIONALLY RANKED OPPONENTS**... played in four games (0 starts) batted .333 (1-for-3) with a run, double and walk... **DURING BIG 12 CONFERENCE PLAY**... played in six games (3 starts) batted .250 (3-for-12) with a run, double, RBI and two walks... **BIG 12 CHAMPIONSHIP**... played in one game (0 starts) recording one walk going 0-for-0 at the plate... **HOME GAMES**... played in nine games (4 starts) batted .063 (1-for-16) with a run, two RBI and three walks... **ROAD/NEUTRAL SITE GAMES**... played in 11 games (6 starts) batted .321 (9-for-28) with three runs, four doubles, five RBI, four walks, .464 slugging percentage and .394 on-base percentage... **SITUATIONAL**: batted .143 (1-for-7) as a pinch hitter... one of seven Red Raiders with a base hit as a pinch hitter... had one two-out RBI... **MISCELLANEOUS**: two go-ahead RBI... one game-tying RBI... one infield hit... recorded two game-winning RBI (doubled down the right field line in the sixth inning helping Tech to an 8-6 win at FIU on Feb. 26... had RBI fielder's choice in the second inning helping Tech to a 3-0 shutout over La Salle on Mar. 2)... posted three multi-hit games... notched one multiple RBI game - which was a three RBI contest... **HIT STREAK**: recorded a season-long three-game hit streak (2/23-2/26)... **REACHING BASE SAFELY**... reached base safely in a season-high four consecutive games... **SEASON HIGHLIGHTS**... made career debut as a pinch hitter going 0-for-1 against Northern Colorado (2/16) with a strikeout... went 2-for-4 with a run scored, walk and RBI recording first career hit and first career multi-hit game at UCF (2/23) at the UCF Tournament in Orlando... went 2-for-5 with a season-high two runs, two doubles and three RBI at FIU (2/26)... made first career Big 12 start (right field) going 1-for-4 with a double at Kansas State (4/6)... posted first career Big 12 multi-hit game going 2-for-2 with a walk and an RBI at Kansas State (4/7)... recorded first career pinch hit base hit going 1-for-1 with a double at No. 13 Arizona State (5/15).

**HIGH SCHOOL**

A three-year varsity letterwinner at Calallen High School for head coach Steve Chapman... as a senior earned first team all-state, first team all-district, first team All-South Texas... batted .430 with 12 doubles, one triple, seven home runs and 26 RBI... helped lead team to a district championship in 2012 with a 33-2 overall record... team was ranked No. 1 in the country during the middle of the season... as a junior batted .390 with 19 doubles, one triple, seven home runs and 50 RBI... named first team all-district and second team all-state as a junior... as a sophomore batted .370 with 10 doubles, one triple, two home runs and 21 RBI... named second team all-district in 2010... team was a state finalist in both 2010 and 2011... high school program went 105-15 during his three seasons... **CHOSE TEXAS TECH OVER**: Texas A&M.

**PERSONAL**

Tyler Kennedy Neslony... born February 13, 1994, in Corpus Christi, Texas... son of Lawrence and Robbie Neslony... has three older siblings, Robert, Travis and Peyton... brother, Travis, played baseball at Laredo Community College and UT-Pan American... a business major at Texas Tech.



**TYLER NESLONY - 2013 GAME-BY-GAME STATISTICS**

| Date   | Opponent          | Pos   | AB | R | H  | RBI | 2B | 3B | HR | BB | SB | CS | HBP | SAC | SF | GDP | K | PO | A | E | Avg  |
|--------|-------------------|-------|----|---|----|-----|----|----|----|----|----|----|-----|-----|----|-----|---|----|---|---|------|
| Feb 16 | NORTHERN COLORA   | ph    | 1  | 0 | 0  | 0   | 0  | 0  | 0  | 0  | 0  | 0  | 0   | 0   | 0  | 0   | 1 | 0  | 0 | 0 | .000 |
| Feb 16 | BYU               | ph    | 1  | 0 | 0  | 0   | 0  | 0  | 0  | 0  | 0  | 0  | 0   | 0   | 0  | 0   | 0 | 0  | 0 | 0 | .000 |
| Feb 17 | NORTHERN ILLINOIS | ph/dh | 0  | 0 | 0  | 0   | 0  | 0  | 0  | 1  | 0  | 0  | 0   | 0   | 0  | 0   | 0 | 0  | 0 | 0 | .000 |
| Feb 22 | vs Troy           | ph    | 1  | 0 | 0  | 0   | 0  | 0  | 0  | 0  | 0  | 0  | 0   | 0   | 0  | 0   | 0 | 0  | 0 | 0 | .000 |
| Feb 23 | at UCF            | *dh   | 4  | 1 | 2  | 1   | 0  | 0  | 0  | 1  | 0  | 0  | 0   | 0   | 0  | 0   | 1 | 0  | 0 | 0 | .286 |
| Feb 24 | vs Connecticut    | *of   | 5  | 0 | 1  | 0   | 0  | 0  | 0  | 0  | 0  | 0  | 0   | 0   | 0  | 0   | 2 | 2  | 0 | 0 | .250 |
| Feb 26 | at FIU            | *of   | 5  | 2 | 2  | 3   | 2  | 0  | 0  | 0  | 0  | 0  | 0   | 0   | 0  | 0   | 0 | 0  | 0 | 0 | .294 |
| Mar 01 | LA SALLE          | *of   | 2  | 0 | 0  | 0   | 0  | 0  | 0  | 1  | 0  | 0  | 0   | 0   | 0  | 0   | 0 | 1  | 0 | 0 | .263 |
| Mar 02 | LA SALLE          | *of   | 4  | 0 | 0  | 1   | 0  | 0  | 0  | 0  | 0  | 0  | 0   | 0   | 0  | 0   | 0 | 1  | 0 | 0 | .217 |
| Apr 06 | at Kansas State   | *of   | 4  | 0 | 1  | 0   | 1  | 0  | 0  | 0  | 0  | 0  | 0   | 0   | 0  | 0   | 0 | 2  | 0 | 0 | .222 |
| Apr 07 | at Kansas State   | *of   | 2  | 0 | 2  | 1   | 0  | 0  | 0  | 1  | 0  | 0  | 0   | 0   | 1  | 0   | 0 | 0  | 0 | 0 | .276 |
| Apr 09 | at Dallas Baptist | *of   | 4  | 0 | 0  | 0   | 0  | 0  | 0  | 1  | 0  | 0  | 0   | 0   | 0  | 0   | 1 | 3  | 0 | 0 | .242 |
| Apr 14 | LUBBOCK CHRISTIAN | *of   | 3  | 0 | 1  | 1   | 0  | 0  | 0  | 0  | 0  | 0  | 0   | 0   | 0  | 0   | 0 | 0  | 0 | 0 | .250 |
| Apr 16 | at Rice           | ph    | 1  | 0 | 0  | 0   | 0  | 0  | 0  | 0  | 0  | 0  | 0   | 0   | 0  | 0   | 0 | 0  | 0 | 0 | .243 |
| Apr 19 | KANSAS            | *of   | 4  | 0 | 0  | 0   | 0  | 0  | 0  | 0  | 0  | 0  | 0   | 0   | 0  | 0   | 0 | 1  | 0 | 0 | .220 |
| Apr 26 | at Oklahoma       | ph    | 1  | 0 | 0  | 0   | 0  | 0  | 0  | 0  | 0  | 0  | 0   | 0   | 0  | 0   | 0 | 0  | 0 | 0 | .214 |
| May 04 | OKLAHOMA STATE    | ph    | 0  | 1 | 0  | 0   | 0  | 0  | 0  | 1  | 0  | 0  | 0   | 0   | 0  | 0   | 0 | 0  | 0 | 0 | .214 |
| May 15 | at Arizona State  | ph    | 1  | 0 | 1  | 0   | 1  | 0  | 0  | 0  | 0  | 0  | 0   | 0   | 0  | 0   | 0 | 0  | 0 | 0 | .233 |
| May 16 | BAYLOR            | ph    | 1  | 0 | 0  | 0   | 0  | 0  | 0  | 0  | 0  | 0  | 0   | 0   | 0  | 0   | 0 | 0  | 0 | 0 | .227 |
| May 25 | vs Baylor         | ph    | 0  | 0 | 0  | 0   | 0  | 0  | 0  | 1  | 0  | 0  | 0   | 0   | 0  | 0   | 0 | 0  | 0 | 0 | .227 |
| Totals |                   | 10gs  | 44 | 4 | 10 | 7   | 4  | 0  | 0  | 7  | 0  | 0  | 0   | 0   | 1  | 0   | 5 | 10 | 0 | 0 | .227 |

On base pct. .327 • Slugging pct. .318

# 1



## TIM PROUDFOOT

**5-10 • 180 • INF • R/R • Jr. • 2L**  
**North Bend, Wash. • Mount Si**

### CAREER-HIGHS:

Games Played (Season): \_\_\_\_\_ 54 (2012)  
 Games Started (Season): \_\_\_\_\_ 54 (2012)  
 At-Bats: \_\_\_\_\_ 6 4x, at Oklahoma (4/28/13)\*  
 Runs: \_\_\_\_\_ 4, vs. Alabama A&M (3/14/12)  
 Hits: \_\_\_\_\_ 4, vs. Alabama A&M (3/14/12)  
 RBI: \_\_\_\_\_ 6 2x, vs. Kansas 94/21/13)\*  
 Doubles: \_\_\_\_\_ 2, vs. Houston (3/4/12)  
 Triples: \_\_\_\_\_ 1 7x, vs. Baylor (5/17/13)\*  
 Home Runs: \_\_\_\_\_ 1 5x, vs. Kansas (4/21/13)\*  
 Walks: \_\_\_\_\_ 2 2x, vs. UT Arlington (3/8/13)\*  
 Strikeouts: \_\_\_\_\_ 3 5x, at Texas A&M (5/5/12)\*  
 Stolen Bases: \_\_\_\_\_ 2, vs. Alabama A&M (3/13/12)  
 Hit Streak: \_\_\_\_\_ 7 games 3x (4/26-5/5/13)\*

\* Indicates most recent high

## DID YOU KNOW?

Proudfoot ranked second in the Big 12 in double plays (43) & assists (188) in 2013 and helped Tech break a school record for fielding percentage (.974).



### CAREER

Played in 107 games (106 starts) while batting .235 (90-for-383) with 61 runs, 19 doubles, seven triples, five home runs, 63 RBI, 37 walks, 19 sacrifices (12 sac bunts) with 5-of-6 stolen bases, .360 slugging percentage and .309 on-base percentage while fielding .957 (135 putouts, 357 assists, 22 errors)... recorded 15 multi-hit games, including one three-hit game and one four-hit game... tallied 14 multiple RBI games, including one game with three RBI, two games with five RBI and one six-RBI game... **TEXAS TECH CAREER RECORDS:** sixth in assists in Big 12 play (157)... **OPENING DAY SUCCESS:** in two starts on Opening Day as a freshman (2012 – Missouri State) and sophomore (2013 – Northern Illinois) is 2-for-5 with a run, double, triple, four RBI and two walks... **CAREER MILESTONES:** became the second fastest Red Raider to collect two career grand slams since 2006 while accomplishing the feat in 92 career games played (Roger Kieschnick – 64 games, 2006-07)... **DURING BIG 12 CONFERENCE PLAY**... played in 48 games (48 starts) while batting .215 (39-for-181) with 11 runs, eight doubles, two triples, two home runs, 21 RBI, 57 total bases, eight walks, one hit-by-pitch, .315 slugging percentage and .250 on-base percentage while fielding .949 (67 putouts, 157 assists, 12 errors).

### SUMMER 2013

Played for the Peninsula Oilers in the Alaska Baseball League... batted .237 (22-for-93) with six runs, four doubles, three RBI and six walks with two stolen bases in 28 games played... recorded six multi-hit games... had a season-long four-game hit streak (6/30-7/27) with three consecutive multi-hit games... team finished 18-17 overall and in fourth place in the ABL.

### 2013 (Sophomore)

Academic All-Big 12 Second Team... Collegiate Baseball Newspaper Preseason "Top Player to Watch" in Big 12 Conference... Preseason Lubbock Avalanche-Journal All-Big 12 First Team... Preseason College Sports Madness All-Big 12 First Team... Brooks Wallace Memorial Classic All-Tournament Team (SS)... played in 53 games (52 starts) while starting 49 games at shortstop and three at third base... batted nine-hole 31 times, six-hole 13 times, eight-hole five times and five-hole three times... batted .233 (41-for-176) with 28 runs, five doubles, two triples, three home runs, 34 RBI, 59 total bases, 22 walks, two hit-by-pitch, 30 strikeouts, 1-for-1 stolen bases, .335 slugging percentage, .319 on-base percentage and fielded .957 (57 putouts, 188 assists, 11 errors)... led the team with 188 assists, marking the most assists by a Red Raider since 2011 (SS Kelby Tomlinson, 212)... turned 43 double plays... helped Red Raiders break school record for double plays turned (68) in a single-season... previous double plays record of 65 was set in 2011... **BIG 12 CONFERENCE RANKINGS:** led league in most RBI in a single-game with six against Kansas (4/21)... second in assists (188)... second in double plays turned (43)... **TEXAS TECH RANKINGS:** tied school record for most RBI in a single-game in the Big 12 Championship (5, vs. Baylor, 5/25)... seventh in assists (188)... fifth in assists in Big 12 play (91)... **AGAINST NATIONALLY RANKED OPPONENTS**... in 13 games (13 starts) batted .205 (9-for-44) with two RBI, .234 on-base percentage and fielded .947 (11 putouts, 43 assists, 3 errors)... **DURING BIG 12 CONFERENCE PLAY**... in 24 games (24 starts) batted .230 (20-for-97) with seven runs, two doubles, one triple, one home run, 14 RBI, .269 on-base percentage and fielded .942 (23 putouts, 91 assists, 7 errors)... 1-of-4 Red Raiders to play in and start all 24 Big 12 games... led league in assists during Big 12 games (91)... led league in double plays turned in Big 12 games (23)... **BIG 12 CHAMPIONSHIP**... played in three games (3 starts) batting .400 (4-for-10) with a double and five RBI... **HOME GAMES**... played 28 games (27 starts) batted .247 (22-for-89) with 19 runs, two doubles, two triples, two home runs and 23 RBI with 14 walks and 14 strikeouts with a .382 slugging percentage and .343 on-base percentage with a .978 fielding percentage (29 putouts, 106 assists, 3 errors)... led team in triples and assists in home games... **ROAD/NEUTRAL SITE GAMES**... played in 25 games (25 starts) batting .218 (19-for-87) with nine runs, three doubles, a home run, 11 RBI, .292 on-base percentage and fielded .932 (28 putouts, 82 assists, 8 errors)... led team in assists in road games... **SITUATIONAL:** batted .281 (25-for-89) with runners on base... batted .316 (18-for-57) with runners in scoring position... tallied 11 two-out RBI... **MISCELLANEOUS:** three go-ahead RBI... two game-tying RBI... three infield base hits... led team with four game-winning RBI, including a game-winning home run against Northern Illinois (HR to LF – 3rd inning... 13-10 win)... posted five multi-hit games, including one three-hit game... second on the team with nine multiple RBI games, including one three RBI game and was the only Red Raider with a pair of games with at least five RBI with a five-RBI game and one game with six RBI... **HIT STREAK:** season-long seven-game hit streak (4/26-5/5) batting .269 (7-for-26) with three runs, one RBI and a walk with a .296 on-base percentage in games against No. 11 Oklahoma (3 games), New Mexico (1 game) and No. 19 Oklahoma State (3 games)... **REACHING BASE SAFELY:** reached base safely in a season-high 14



consecutive games... **SEASON HIGHLIGHTS**... made season debut going 1-for-2 with a run scored, double and two RBI with a walk against Northern Illinois (2/15)... homered in the third and fifth games of the season... went 1-for-3 with two runs and two RBI with a leadoff, solo home run in the third inning (game-winning home run) against Northern Illinois (2/17)... hit second home run of the season two games later – in Tech’s first true road game of the season – going 2-for-4 with a run and three RBI at UCF (2/23)... made first career start at third base against La Salle (3/2) going 0-for-3 with a run scored and a walk... went 1-for-2 with two runs scored with a season-high two walks against UT Arlington (3/8)... went 2-for-4 with a double, two runs and two RBI in series opener against Utah Valley (3/12)... made a season-high eight assists and also tallied three putouts in the middle game at Texas (3/16)... went 2-for-4 with a double and RBI on his 20th birthday in series finale at West Virginia (3/23)... had a rare six-RBI game while going 1-for-4 with a grand slam – second of his career – against Kansas (4/21)... became the second fastest Red Raider to reach two career grand slams since 2006 needing only 92 career games (Roger Kieschnick – 64 games in 2006-07)... hit safely in 9-of-10 games from Apr. 20-May 5... **AGAINST BAYLOR** (4 Games): batted .412 (7-for-17) with a double, triple, nine RBI, .588 slugging percentage and .412 on-base percentage with a perfect 1.000 fielding percentage... hit second triple of the season going 2-for-4 with a run and two RBI against Baylor (5/17) in the middle game of the series... went 3-for-4 with a run scored, double and five RBI in the final game of the season in the Big 12 Championship against Baylor (5/25)... tied a school record with five RBI in a Big 12 Championship game (Jason Landreth, vs. Missouri – 5/15/97)... member of the 2013 Big 12 Commissioner’s Spring Academic Honor Roll (Dean’s List)... member of the 2012 Big 12 Commissioner’s Fall Academic Honor Roll.

### 2012 (Freshman)

All-Big 12 Freshman Team (Coaches)... Brooks Wallace Award Watch List (Nation’s Top Shortstop Award)... was one of just four freshmen in the nation named to the Brooks Wallace Award Watch List... Brooks Wallace Memorial Classic All-Tournament Team (SS)... Red Raider Classic Most Outstanding Player... Red Raider Classic All-Tournament Team (SS)... played in and started 54 games while starting at shortstop in all 54 games... became the first freshman in school history to start in 50 or more games at shortstop... batted two-hole 28 times, nine-hole 18 times, seven-hole six times and eight-hole twice... batted .237 (49-for-207) with 33 runs, 14 doubles, five triples, two home runs, 29 RBI, 79 total bases, 15 walks, five hit-by-pitch, 4-of-5 stolen bases, .382 slugging percentage, .300 on-base percentage and fielded .957 (78 putouts, 169 assists, 11 errors)... set a school record for most assists by a freshman (169) while ranking 11th all-time in Tech history for a single-season... **BIG 12 CONFERENCE RANKINGS:** fifth in triples (5)... five triples are the most by a Tech freshman in a season in over 11 years... led all Big 12 freshmen with 21 extra-base hits (14 2B, 5 3B, 2 HR)... 11 sacrifice bunts led the team and are the most by a Tech freshman in over 11 years... 169 assists set a school record by a freshman... his assist total were four shy of joining the Tech top-10 all-time for assists in a single-season... in 19 games (19 starts) **AGAINST NATIONALLY-RANKED OPPONENTS** batted .187 (14-for-75) with three doubles, two triples, one home run, six RBI, four walks, .320 slugging percentage, .247 on-base percentage and fielded .968 (29 putouts, 62 assists, 3 errors)... **DURING BIG 12 CONFERENCE PLAY**... in 24 games (24 starts) batted .202 (19-for-94) with four runs, six doubles, one triple, one home run, seven RBI, three walks, .319 slugging percentage, .232 on-base percentage and fielded .957 (44 putouts, 66 assists, 5 errors)... in 32 **HOME GAMES** batted .274 (32-for-117) with 23 runs, seven doubles, four triples, two home runs, 23 RBI, 12 walks, four hit-by-pitch, 4-of-5 stolen bases, .453 slugging percentage, .353 on-base percentage and fielded .952 (44 putouts, 114 assists, 8 errors)... in 22 **ROAD/NEUTRAL SITE GAMES** batted .189 (17-for-90) with 10 runs, seven doubles, one triple, six RBI, three walks, .289 slugging percentage, .223 on-base percentage and fielded .967 (34 putouts, 55 assists, 3 errors)... **SITUATIONAL:** batted .257 (27-for-105) with runners on base... batted .216 (22-for-102) with the bases empty... batted .143 (1-for-7) with the bases loaded... batted .250 (16-for-64) with runners in scoring position... batted .222 (14-for-63) with two outs... recorded 13 two-out RBI... **MISCELLANEOUS:** tallied five go-ahead RBI... posted six infield base hits... notched three bunt base hits... second on the team with five game-winning RBI... recorded 10 multi-hit games, including one four-hit performance... tallied five multiple RBI games, including one six-RBI contest... **HIT STREAK:** had a pair of season-best seven-game hit streaks, his first coming on Opening Day (2/17) through Feb. 26 while batting .409 (9-for-22) with seven runs, two triples, seven RBI, five walks, two multi-hit games and posted a .591 slugging percentage and a .519 on-base percentage... **REACHING BASE SAFELY:** reached base safely in a season-high eight consecutive games... **SEASON HIGHLIGHTS**... made career debut as the starting shortstop on Opening Day against No. 31 Missouri State (2/17), which made him the first Tech freshman to start at short-


stop since February 18, 2007 (Chris Hall)... the last time Tech had a freshman starting at shortstop was in 1988 (Matt Martin – 32 starts)... went 1-for-3 in career debut with his first career hit (triple) driving in two runs during the 4-1 victory... notched first career multi-hit game going 2-for-4 with two RBI against Tennessee Tech (2/18)... marked the fourth consecutive season a Tech freshman had multiple RBI on Opening Day (Paiz in 2011, Barnes in 2010, Whitehead in 2009)... opened the season with three consecutive games with multiple RBI... earned Red Raider Classic Most Outstanding Player honor while batting .429 (6-for-14) with three runs, two triples and six RBI while leading all players in the weekend classic with 17 assists... started the season with a seven-game hit streak (2/17-26)... tallied his fourth triple in his 13th career game making him the fastest Red Raider to reach four triples over the last 11 years (previous mark 4 triples in 32 games – Jose Delgado in 2004) had a career-game going 4-for-6 with four runs, a double, grand slam and six RBI against Alabama A&M (3/14)... went 10 consecutive games without an error (3/2-17)... committed just one error during a 15-game stretch (2/19-3/17)... had a seven-game hit streak during the Oklahoma series (3/23-25), New Mexico State (3/27) midweek game and Kansas series (3/30-4/1)... committed only two errors during the final 20 games of the season (4/14-5/19)... member of the 2012 Big 12 Commissioner’s Spring Academic Honor Roll.

### HIGH SCHOOL

A four-year varsity letterwinner at Mount Si High School for head coach Elliott Cribby... batted .360 with three doubles, one triple, nine home runs, 21 RBI and nine stolen bases as a senior... season was highlighted by leading team to 3A Washington State championship with a 22-3 overall record... first team All-Kingco... first team All-State... 3A Washington State Tournament Most Valuable Player... Washington Gold Glove Infield... WIAA State Player of the Week... Snoqualmie Valley Player of the Month (June 2011)... senior season also highlighted by hitting three home runs in a game and with two walk-off home runs... as a junior batted .350 with eight doubles, three home runs, 22 RBI and 10 stolen bases... 2010 second team All-Kingco... as a sophomore batted .426 with one double, one home run, 20 RBI and seven stolen bases... 2009 second team All-Kingco... as a freshman batted .274 with four doubles and five stolen bases... honorable mention All-Kingco... a four-time Gold Glove Award winner.

### PERSONAL

Timothy Benjamin Proudfoot... born March 23, 1993, in Bellevue, Wash... son of Dean and Jody Proudfoot... has six siblings, including older brothers Brandon, Jordan and Nicholas, older sister Bethany and younger sisters Alyssa and Katrina... brother, Brandon, is a professional golfer... a university studies major at Texas Tech with a focus in mass communications, wildlife management and sociology.





TIM PROUDFOOT - 2013 GAME-BY-GAME STATISTICS

| Date   | Opponent            | Pos  | AB  | R  | H  | RBI | 2B | 3B | HR | BB | SB | CS | HBP | SAC | SF | GDP | K  | PO | A   | E  | Avg  |
|--------|---------------------|------|-----|----|----|-----|----|----|----|----|----|----|-----|-----|----|-----|----|----|-----|----|------|
| Feb 15 | NORTHERN ILLINOIS   | *ss  | 2   | 1  | 1  | 2   | 1  | 0  | 0  | 1  | 0  | 0  | 0   | 0   | 1  | 0   | 0  | 1  | 2   | 1  | .500 |
| Feb 16 | BYU                 | *ss  | 3   | 0  | 1  | 0   | 0  | 0  | 0  | 1  | 0  | 0  | 0   | 0   | 0  | 0   | 0  | 1  | 3   | 0  | .400 |
| Feb 17 | NORTHERN ILLINOIS   | *ss  | 3   | 2  | 1  | 2   | 0  | 0  | 1  | 1  | 0  | 0  | 0   | 0   | 0  | 0   | 1  | 3  | 7   | 0  | .375 |
| Feb 22 | vs Troy             | *ss  | 3   | 0  | 0  | 0   | 0  | 0  | 0  | 0  | 0  | 0  | 0   | 0   | 0  | 0   | 0  | 0  | 3   | 0  | .273 |
| Feb 23 | at UCF              | *ss  | 4   | 1  | 2  | 3   | 0  | 0  | 1  | 0  | 0  | 0  | 0   | 0   | 0  | 0   | 1  | 2  | 6   | 0  | .333 |
| Feb 24 | vs Connecticut      | *ss  | 2   | 0  | 0  | 0   | 0  | 0  | 0  | 1  | 0  | 0  | 0   | 0   | 0  | 0   | 1  | 0  | 5   | 0  | .294 |
| Feb 25 | at FIU              | *ss  | 5   | 0  | 1  | 0   | 0  | 0  | 0  | 0  | 0  | 0  | 0   | 0   | 0  | 0   | 2  | 1  | 2   | 1  | .273 |
| Mar 01 | LA SALLE            | 3b   | 0   | 0  | 0  | 0   | 0  | 0  | 0  | 1  | 0  | 0  | 0   | 0   | 0  | 0   | 0  | 0  | 2   | 0  | .273 |
| Mar 02 | LA SALLE            | *3b  | 3   | 1  | 0  | 0   | 0  | 0  | 0  | 1  | 0  | 0  | 0   | 0   | 0  | 0   | 0  | 0  | 3   | 0  | .240 |
| Mar 03 | LA SALLE            | *3b  | 4   | 1  | 1  | 1   | 0  | 1  | 0  | 0  | 0  | 0  | 0   | 0   | 0  | 0   | 0  | 2  | 4   | 0  | .241 |
| Mar 05 | at Arizona          | *3b  | 3   | 0  | 0  | 0   | 0  | 0  | 0  | 0  | 0  | 0  | 0   | 0   | 0  | 1   | 1  | 1  | 1   | 0  | .219 |
| Mar 06 | at Arizona          | *ss  | 3   | 1  | 0  | 0   | 0  | 0  | 0  | 1  | 0  | 0  | 0   | 0   | 0  | 0   | 0  | 2  | 3   | 0  | .200 |
| Mar 08 | UT ARLINGTON        | *ss  | 2   | 2  | 1  | 0   | 0  | 0  | 0  | 2  | 0  | 0  | 0   | 0   | 0  | 0   | 1  | 2  | 6   | 0  | .216 |
| Mar 09 | UT ARLINGTON        | *ss  | 3   | 0  | 1  | 2   | 0  | 0  | 0  | 0  | 0  | 0  | 0   | 1   | 0  | 0   | 0  | 0  | 3   | 0  | .225 |
| Mar 10 | UT ARLINGTON        | *ss  | 3   | 1  | 1  | 1   | 0  | 0  | 0  | 1  | 0  | 0  | 0   | 0   | 1  | 0   | 0  | 0  | 6   | 0  | .233 |
| Mar 12 | UTAH VALLEY         | *ss  | 4   | 2  | 2  | 2   | 1  | 0  | 0  | 1  | 1  | 0  | 0   | 0   | 0  | 0   | 0  | 0  | 3   | 0  | .255 |
| Mar 13 | UTAH VALLEY         | *ss  | 3   | 2  | 1  | 1   | 0  | 0  | 0  | 0  | 0  | 1  | 0   | 0   | 0  | 0   | 2  | 3  | 3   | 0  | .260 |
| Mar 15 | at Texas            | *ss  | 3   | 0  | 0  | 0   | 0  | 0  | 0  | 1  | 0  | 0  | 0   | 0   | 0  | 0   | 0  | 1  | 2   | 0  | .245 |
| Mar 16 | at Texas            | *ss  | 4   | 0  | 1  | 0   | 0  | 0  | 0  | 0  | 0  | 0  | 0   | 0   | 0  | 0   | 1  | 3  | 8   | 1  | .246 |
| Mar 17 | at Texas            | *ss  | 4   | 0  | 0  | 0   | 0  | 0  | 0  | 0  | 0  | 0  | 0   | 0   | 0  | 0   | 1  | 1  | 2   | 0  | .230 |
| Mar 19 | ARIZONA STATE       | *ss  | 4   | 0  | 1  | 1   | 0  | 0  | 0  | 0  | 0  | 0  | 0   | 0   | 1  | 0   | 2  | 0  | 3   | 0  | .231 |
| Mar 22 | at West Virginia    | *ss  | 3   | 0  | 0  | 0   | 0  | 0  | 0  | 1  | 0  | 0  | 0   | 0   | 0  | 0   | 2  | 3  | 1   | 0  | .221 |
| Mar 23 | at West Virginia-1  | *ss  | 4   | 1  | 1  | 0   | 0  | 0  | 0  | 1  | 0  | 0  | 0   | 0   | 0  | 0   | 1  | 0  | 5   | 2  | .222 |
| Mar 23 | at West Virginia-2  | *ss  | 4   | 0  | 2  | 1   | 1  | 0  | 0  | 0  | 0  | 0  | 0   | 0   | 0  | 0   | 0  | 6  | 1   | 1  | .237 |
| Mar 25 | at New Mexico State | *ss  | 4   | 0  | 1  | 0   | 0  | 0  | 0  | 1  | 0  | 0  | 0   | 0   | 0  | 0   | 2  | 4  | 1   | 1  | .237 |
| Mar 29 | TCU                 | *ss  | 2   | 0  | 0  | 0   | 0  | 0  | 0  | 1  | 0  | 0  | 0   | 0   | 0  | 0   | 0  | 3  | 5   | 0  | .232 |
| Mar 30 | TCU                 | *ss  | 3   | 0  | 0  | 0   | 0  | 0  | 0  | 1  | 0  | 0  | 0   | 0   | 0  | 0   | 0  | 1  | 6   | 0  | .224 |
| Mar 31 | TCU                 | *ss  | 4   | 1  | 1  | 0   | 0  | 0  | 0  | 0  | 0  | 0  | 0   | 0   | 0  | 1   | 1  | 1  | 3   | 0  | .225 |
| Apr 02 | at New Mexico       | *ss  | 1   | 1  | 0  | 0   | 0  | 0  | 0  | 1  | 0  | 0  | 1   | 0   | 0  | 0   | 1  | 1  | 5   | 0  | .222 |
| Apr 05 | at Kansas State     | *ss  | 4   | 1  | 1  | 1   | 0  | 0  | 0  | 0  | 0  | 0  | 0   | 0   | 0  | 0   | 0  | 1  | 2   | 0  | .223 |
| Apr 06 | at Kansas State     | *ss  | 3   | 1  | 1  | 1   | 1  | 0  | 0  | 0  | 0  | 0  | 0   | 0   | 0  | 0   | 0  | 2  | 2   | 0  | .227 |
| Apr 07 | at Kansas State     | *ss  | 4   | 0  | 1  | 0   | 0  | 0  | 0  | 0  | 0  | 0  | 0   | 0   | 0  | 0   | 0  | 0  | 4   | 0  | .228 |
| Apr 09 | at Dallas Baptist   | *ss  | 4   | 1  | 1  | 0   | 0  | 0  | 0  | 1  | 0  | 0  | 0   | 0   | 0  | 0   | 1  | 2  | 3   | 0  | .229 |
| Apr 14 | LUBBOCK CHRISTIAN   | *ss  | 3   | 1  | 0  | 0   | 0  | 0  | 0  | 1  | 0  | 0  | 0   | 0   | 0  | 0   | 1  | 0  | 1   | 0  | .222 |
| Apr 16 | at Rice             | *ss  | 2   | 0  | 0  | 0   | 0  | 0  | 0  | 0  | 0  | 0  | 0   | 0   | 0  | 0   | 1  | 0  | 2   | 0  | .218 |
| Apr 19 | KANSAS              | *ss  | 3   | 0  | 0  | 0   | 0  | 0  | 0  | 0  | 0  | 0  | 0   | 0   | 0  | 0   | 0  | 0  | 5   | 1  | .212 |
| Apr 20 | KANSAS              | *ss  | 3   | 0  | 1  | 0   | 0  | 0  | 0  | 0  | 0  | 0  | 0   | 0   | 0  | 0   | 0  | 1  | 4   | 0  | .216 |
| Apr 21 | KANSAS              | *ss  | 4   | 1  | 1  | 6   | 0  | 0  | 1  | 0  | 0  | 0  | 0   | 0   | 1  | 0   | 1  | 1  | 3   | 0  | .217 |
| Apr 23 | NEW MEXICO STATE    | *ss  | 3   | 0  | 0  | 0   | 0  | 0  | 0  | 1  | 0  | 0  | 0   | 0   | 0  | 0   | 1  | 1  | 4   | 0  | .211 |
| Apr 26 | at Oklahoma         | *ss  | 3   | 0  | 1  | 0   | 0  | 0  | 0  | 0  | 0  | 0  | 0   | 0   | 0  | 0   | 0  | 0  | 4   | 0  | .214 |
| Apr 27 | at Oklahoma         | *ss  | 4   | 0  | 1  | 0   | 0  | 0  | 0  | 0  | 0  | 0  | 0   | 0   | 0  | 0   | 0  | 0  | 3   | 1  | .215 |
| Apr 28 | at Oklahoma         | *ss  | 6   | 1  | 1  | 0   | 0  | 0  | 0  | 0  | 0  | 0  | 0   | 0   | 0  | 0   | 1  | 0  | 3   | 0  | .213 |
| Apr 30 | NEW MEXICO          | *ss  | 4   | 2  | 1  | 0   | 0  | 0  | 0  | 1  | 0  | 0  | 0   | 0   | 0  | 0   | 0  | 2  | 4   | 0  | .214 |
| May 03 | OKLAHOMA STATE      | *ss  | 3   | 0  | 1  | 1   | 0  | 0  | 0  | 0  | 0  | 0  | 0   | 0   | 0  | 0   | 0  | 1  | 7   | 0  | .217 |
| May 04 | OKLAHOMA STATE      | *ss  | 3   | 0  | 1  | 0   | 0  | 0  | 0  | 0  | 0  | 0  | 0   | 0   | 0  | 0   | 0  | 0  | 2   | 1  | .219 |
| May 05 | OKLAHOMA STATE      | *ss  | 3   | 0  | 1  | 0   | 0  | 0  | 0  | 0  | 0  | 0  | 0   | 0   | 0  | 0   | 1  | 2  | 4   | 0  | .221 |
| May 07 | DALLAS BAPTIST      | *ss  | 4   | 1  | 0  | 0   | 0  | 0  | 0  | 0  | 0  | 0  | 0   | 0   | 0  | 0   | 1  | 2  | 3   | 0  | .216 |
| May 16 | BAYLOR              | *ss  | 5   | 0  | 1  | 2   | 0  | 0  | 0  | 0  | 0  | 0  | 0   | 0   | 0  | 0   | 1  | 0  | 3   | 0  | .215 |
| May 17 | BAYLOR              | *ss  | 4   | 1  | 2  | 2   | 0  | 1  | 0  | 0  | 0  | 0  | 0   | 0   | 0  | 0   | 0  | 1  | 2   | 0  | .222 |
| May 18 | BAYLOR              | *ss  | 4   | 0  | 1  | 0   | 0  | 0  | 0  | 0  | 0  | 0  | 0   | 0   | 0  | 0   | 1  | 1  | 5   | 0  | .223 |
| May 23 | vs Kansas State     | *ss  | 3   | 0  | 0  | 0   | 0  | 0  | 0  | 0  | 0  | 0  | 0   | 0   | 0  | 0   | 0  | 2  | 4   | 0  | .219 |
| May 24 | vs Oklahoma         | *ss  | 3   | 0  | 1  | 0   | 0  | 0  | 0  | 0  | 0  | 0  | 0   | 0   | 0  | 0   | 0  | 1  | 3   | 1  | .221 |
| May 25 | vs Baylor           | *ss  | 4   | 1  | 3  | 5   | 1  | 0  | 0  | 0  | 0  | 0  | 0   | 0   | 0  | 0   | 0  | 1  | 2   | 0  | .233 |
| Totals |                     | 52gs | 176 | 28 | 41 | 34  | 5  | 2  | 3  | 22 | 1  | 0  | 2   | 1   | 4  | 2   | 30 | 57 | 188 | 11 | .233 |

On base pct. .319 • Slugging pct. .335



TIM PROUDFOOT - 2012 GAME-BY-GAME STATISTICS

| Date   | Opponent            | Pos  | AB  | R  | H  | RBI | 2B | 3B | HR | BB | SB | CS | HBP | SAC | SF | GDP | K  | PO | A   | E  | Avg  |
|--------|---------------------|------|-----|----|----|-----|----|----|----|----|----|----|-----|-----|----|-----|----|----|-----|----|------|
| Feb 17 | MISSOURI STATE      | *ss  | 3   | 0  | 1  | 2   | 0  | 1  | 0  | 1  | 0  | 0  | 0   | 0   | 0  | 0   | 0  | 0  | 4   | 1  | .333 |
| Feb 18 | TENNESSEE TECH      | *ss  | 4   | 1  | 2  | 2   | 0  | 0  | 0  | 0  | 0  | 0  | 0   | 0   | 0  | 0   | 1  | 2  | 5   | 0  | .429 |
| Feb 19 | TENNESSEE TECH      | *ss  | 4   | 2  | 2  | 2   | 0  | 1  | 0  | 0  | 0  | 0  | 0   | 0   | 0  | 0   | 0  | 2  | 4   | 1  | .455 |
| Feb 19 | MISSOURI STATE      | *ss  | 3   | 0  | 1  | 0   | 0  | 0  | 0  | 1  | 0  | 0  | 0   | 0   | 0  | 0   | 0  | 0  | 4   | 0  | .429 |
| Feb 24 | ST. JOHN'S          | *ss  | 4   | 1  | 1  | 0   | 0  | 0  | 0  | 0  | 0  | 0  | 0   | 0   | 0  | 0   | 3  | 0  | 2   | 0  | .389 |
| Feb 25 | NORTHERN ILLINOIS   | *ss  | 2   | 2  | 1  | 0   | 0  | 0  | 0  | 2  | 0  | 0  | 0   | 0   | 0  | 0   | 1  | 0  | 4   | 0  | .400 |
| Feb 26 | ST. JOHN'S          | *ss  | 2   | 1  | 1  | 1   | 0  | 0  | 0  | 1  | 0  | 0  | 0   | 0   | 0  | 0   | 0  | 1  | 4   | 0  | .409 |
| Feb 26 | NORTHERN ILLINOIS   | *ss  | 4   | 0  | 0  | 0   | 0  | 0  | 0  | 0  | 0  | 0  | 0   | 0   | 0  | 0   | 1  | 1  | 0   | 0  | .346 |
| Feb 27 | NORTHERN ILLINOIS   | *ss  | 4   | 0  | 2  | 1   | 0  | 1  | 0  | 0  | 0  | 1  | 0   | 0   | 0  | 0   | 0  | 0  | 6   | 1  | .367 |
| Mar 02 | vs Arkansas         | *ss  | 3   | 1  | 1  | 0   | 0  | 0  | 0  | 1  | 0  | 0  | 0   | 0   | 0  | 0   | 1  | 2  | 5   | 0  | .364 |
| Mar 03 | vs Rice             | *ss  | 3   | 0  | 0  | 0   | 0  | 0  | 0  | 0  | 0  | 0  | 0   | 0   | 0  | 1   | 1  | 0  | 1   | 0  | .333 |
| Mar 04 | vs Houston          | *ss  | 5   | 2  | 2  | 1   | 2  | 0  | 0  | 0  | 0  | 0  | 0   | 0   | 0  | 0   | 1  | 1  | 3   | 0  | .341 |
| Mar 06 | at Arizona State    | *ss  | 6   | 1  | 1  | 1   | 0  | 1  | 0  | 0  | 0  | 0  | 0   | 0   | 0  | 0   | 3  | 1  | 3   | 0  | .319 |
| Mar 11 | at TCU              | *ss  | 4   | 0  | 1  | 0   | 1  | 0  | 0  | 0  | 0  | 0  | 0   | 0   | 0  | 0   | 1  | 2  | 1   | 0  | .314 |
| Mar 12 | at TCU              | *ss  | 4   | 0  | 0  | 1   | 0  | 0  | 0  | 0  | 0  | 0  | 0   | 1   | 0  | 0   | 2  | 1  | 1   | 0  | .291 |
| Mar 13 | ALABAMA A&M         | *ss  | 4   | 2  | 1  | 1   | 1  | 0  | 0  | 0  | 2  | 0  | 2   | 0   | 0  | 0   | 1  | 0  | 6   | 0  | .288 |
| Mar 14 | ALABAMA A&M         | *ss  | 6   | 4  | 4  | 6   | 1  | 0  | 1  | 1  | 1  | 0  | 0   | 0   | 0  | 0   | 0  | 1  | 6   | 0  | .323 |
| Mar 16 | at Baylor           | *ss  | 4   | 1  | 1  | 0   | 0  | 0  | 0  | 0  | 0  | 0  | 0   | 0   | 0  | 0   | 3  | 5  | 1   | 0  | .319 |
| Mar 17 | at Baylor           | *ss  | 4   | 1  | 2  | 0   | 1  | 0  | 0  | 0  | 0  | 0  | 0   | 0   | 0  | 0   | 0  | 1  | 1   | 0  | .329 |
| Mar 18 | at Baylor           | *ss  | 5   | 0  | 2  | 1   | 0  | 0  | 0  | 0  | 0  | 0  | 0   | 0   | 0  | 0   | 2  | 1  | 2   | 1  | .333 |
| Mar 20 | FLORIDA GULF COAS   | *ss  | 3   | 2  | 1  | 1   | 0  | 0  | 0  | 1  | 1  | 0  | 0   | 0   | 1  | 0   | 0  | 1  | 5   | 0  | .333 |
| Mar 21 | FLORIDA GULF COAS   | *ss  | 4   | 1  | 0  | 1   | 0  | 0  | 0  | 0  | 0  | 0  | 0   | 1   | 1  | 0   | 1  | 3  | 4   | 1  | .318 |
| Mar 23 | OKLAHOMA            | *ss  | 4   | 0  | 1  | 0   | 1  | 0  | 0  | 1  | 0  | 0  | 0   | 0   | 0  | 1   | 2  | 1  | 5   | 1  | .315 |
| Mar 24 | OKLAHOMA            | *ss  | 4   | 0  | 1  | 0   | 0  | 0  | 0  | 0  | 0  | 0  | 0   | 0   | 0  | 0   | 0  | 1  | 4   | 0  | .312 |
| Mar 25 | OKLAHOMA            | *ss  | 5   | 0  | 1  | 0   | 0  | 0  | 0  | 0  | 0  | 0  | 0   | 0   | 0  | 0   | 3  | 2  | 3   | 0  | .306 |
| Mar 27 | NEW MEXICO STATE    | *ss  | 4   | 0  | 1  | 1   | 1  | 0  | 0  | 0  | 0  | 0  | 0   | 1   | 0  | 0   | 2  | 1  | 2   | 0  | .304 |
| Mar 30 | at Kansas           | *ss  | 3   | 0  | 1  | 1   | 0  | 0  | 0  | 0  | 0  | 0  | 1   | 1   | 0  | 0   | 0  | 3  | 4   | 1  | .305 |
| Mar 31 | at Kansas           | *ss  | 5   | 0  | 2  | 0   | 1  | 0  | 0  | 0  | 0  | 0  | 0   | 0   | 0  | 0   | 0  | 0  | 4   | 0  | .309 |
| Apr 01 | at Kansas           | *ss  | 4   | 0  | 1  | 1   | 0  | 0  | 0  | 1  | 0  | 0  | 0   | 0   | 0  | 0   | 1  | 0  | 1   | 0  | .307 |
| Apr 05 | TEXAS               | *ss  | 4   | 0  | 0  | 0   | 0  | 0  | 0  | 0  | 0  | 0  | 0   | 0   | 0  | 0   | 1  | 4  | 7   | 0  | .297 |
| Apr 06 | TEXAS               | *ss  | 5   | 0  | 0  | 0   | 0  | 0  | 0  | 1  | 0  | 0  | 0   | 1   | 0  | 0   | 2  | 1  | 2   | 0  | .285 |
| Apr 07 | TEXAS               | *ss  | 5   | 1  | 2  | 1   | 0  | 0  | 1  | 0  | 0  | 0  | 0   | 0   | 0  | 0   | 1  | 7  | 2   | 1  | .289 |
| Apr 11 | DALLAS BAPTIST      | *ss  | 2   | 1  | 1  | 0   | 0  | 0  | 0  | 0  | 0  | 0  | 1   | 2   | 0  | 0   | 0  | 1  | 4   | 0  | .292 |
| Apr 13 | HOUSTON             | *ss  | 4   | 3  | 2  | 1   | 1  | 0  | 0  | 1  | 0  | 0  | 0   | 0   | 0  | 0   | 1  | 1  | 2   | 1  | .299 |
| Apr 14 | HOUSTON             | *ss  | 2   | 1  | 1  | 0   | 0  | 0  | 0  | 0  | 0  | 0  | 1   | 2   | 0  | 0   | 0  | 1  | 4   | 0  | .301 |
| Apr 15 | HOUSTON             | *ss  | 5   | 0  | 0  | 0   | 0  | 0  | 0  | 1  | 0  | 0  | 0   | 1   | 0  | 0   | 1  | 1  | 5   | 0  | .291 |
| Apr 17 | NEW MEXICO          | *ss  | 3   | 0  | 1  | 0   | 1  | 0  | 0  | 0  | 0  | 0  | 0   | 0   | 0  | 0   | 0  | 1  | 3   | 1  | .292 |
| Apr 18 | NEW MEXICO          | *ss  | 4   | 0  | 1  | 0   | 0  | 0  | 0  | 1  | 0  | 0  | 0   | 0   | 0  | 0   | 0  | 3  | 9   | 0  | .291 |
| Apr 20 | at Oklahoma State   | *ss  | 4   | 0  | 0  | 0   | 0  | 0  | 0  | 0  | 0  | 0  | 0   | 0   | 0  | 0   | 2  | 2  | 4   | 0  | .283 |
| Apr 21 | at Oklahoma State   | *ss  | 3   | 0  | 1  | 0   | 1  | 0  | 0  | 0  | 0  | 0  | 0   | 0   | 0  | 0   | 0  | 5  | 1   | 0  | .284 |
| Apr 22 | at Oklahoma State   | *ss  | 4   | 0  | 0  | 0   | 0  | 0  | 0  | 0  | 0  | 0  | 0   | 0   | 0  | 1   | 0  | 1  | 3   | 0  | .277 |
| Apr 24 | at New Mexico       | *ss  | 4   | 0  | 0  | 0   | 0  | 0  | 0  | 0  | 0  | 0  | 0   | 0   | 0  | 0   | 1  | 1  | 2   | 0  | .270 |
| Apr 25 | at New Mexico       | *ss  | 4   | 1  | 0  | 0   | 0  | 0  | 0  | 1  | 0  | 0  | 0   | 0   | 0  | 0   | 1  | 1  | 3   | 1  | .263 |
| Apr 27 | MISSOURI            | *ss  | 4   | 0  | 0  | 0   | 0  | 0  | 0  | 0  | 0  | 0  | 0   | 0   | 0  | 0   | 1  | 2  | 1   | 1  | .257 |
| Apr 28 | MISSOURI            | *ss  | 3   | 0  | 1  | 0   | 0  | 0  | 0  | 0  | 0  | 0  | 0   | 0   | 0  | 0   | 0  | 2  | 2   | 0  | .259 |
| Apr 29 | MISSOURI            | *ss  | 3   | 1  | 1  | 2   | 0  | 1  | 0  | 0  | 0  | 0  | 0   | 0   | 1  | 0   | 0  | 1  | 2   | 0  | .260 |
| May 01 | at New Mexico State | *ss  | 5   | 1  | 0  | 0   | 0  | 0  | 0  | 0  | 0  | 0  | 0   | 0   | 0  | 1   | 1  | 1  | 1   | 0  | .253 |
| May 04 | at Texas A&M        | *ss  | 3   | 0  | 1  | 0   | 1  | 0  | 0  | 0  | 0  | 0  | 0   | 1   | 0  | 0   | 1  | 0  | 3   | 0  | .254 |
| May 05 | at Texas A&M        | *ss  | 3   | 0  | 0  | 0   | 0  | 0  | 0  | 0  | 0  | 0  | 0   | 0   | 0  | 0   | 3  | 2  | 2   | 0  | .250 |
| May 06 | at Texas A&M        | *ss  | 6   | 0  | 0  | 0   | 0  | 0  | 0  | 0  | 0  | 0  | 0   | 0   | 0  | 0   | 0  | 2  | 7   | 0  | .242 |
| May 08 | at Dallas Baptist   | *ss  | 4   | 2  | 1  | 0   | 0  | 0  | 0  | 0  | 0  | 0  | 0   | 0   | 0  | 1   | 0  | 2  | 2   | 0  | .242 |
| May 17 | KANSAS STATE        | *ss  | 3   | 0  | 0  | 0   | 0  | 0  | 0  | 0  | 0  | 0  | 0   | 0   | 0  | 0   | 1  | 0  | 1   | 0  | .239 |
| May 18 | KANSAS STATE        | *ss  | 2   | 0  | 0  | 0   | 0  | 0  | 0  | 0  | 0  | 0  | 0   | 0   | 0  | 0   | 0  | 1  | 1   | 0  | .236 |
| May 19 | KANSAS STATE        | *ss  | 4   | 0  | 1  | 1   | 1  | 0  | 0  | 0  | 0  | 0  | 0   | 0   | 0  | 0   | 1  | 0  | 3   | 0  | .237 |
| Totals |                     | 54gs | 207 | 33 | 49 | 29  | 14 | 5  | 2  | 15 | 4  | 1  | 5   | 11  | 3  | 5   | 49 | 78 | 169 | 11 | .237 |

On base pct. .300 • Slugging pct. .382



18



# MASON RANDOLPH

6-2 • 195 • C • S/R • Sr. • 3L  
Lubbock, Texas • Lubbock Coronado

**CAREER-HIGHS:**

Games Played (Season): \_\_\_\_\_ 44 (2013)  
 Games Started (Season): \_\_\_\_\_ 42 (2013)  
 At-Bats: \_\_\_\_\_ 6 2x, vs. Texas (4/6/12)\*  
 Runs: \_\_\_\_\_ 2 3x, vs. Baylor (5/25/13)\*  
 Hits: \_\_\_\_\_ 4 3x, vs. Utah Valley (3/13/13)\*  
 RBI: \_\_\_\_\_ 6, vs. Alabama A&M (3/14/12)  
 Doubles: \_\_\_\_\_ 2 3x, vs. Arizona State (3/19/13)\*  
 Triples: \_\_\_\_\_ None  
 Home Runs: \_\_\_\_\_ 1 3x, at Dallas Baptist (4/9/13)\*  
 Walks: \_\_\_\_\_ 3, vs. Connecticut (2/24/13)  
 Strikeouts: \_\_\_\_\_ 4, at Dallas Baptist (4/9/13)  
 Stolen Bases: \_\_\_\_\_ None  
 Hit Streak: \_\_\_\_\_ 6 games (3/31-4/14/13)

\* Indicates most recent high

## DID YOU KNOW?

Randolph - the only three-year letterwinner on the Red Raiders 2014 roster - has three career games with four base hits.



**CAREER**

Played in 86 games (66 starts) batting .237 (55-for-232) with 38 runs, 11 doubles, three home runs, 28 RBI, 75 total bases, 40 walks, 11 hit-by-pitch, .323 slugging percentage, .369 on-base percentage and fielded .983 (404 putouts, 49 assists, 8 errors) while having never allowed a passed ball... has thrown out 18 percent (13-of-74) of would-be base stealers... has grounded into only one double play during 290 career plate appearances... recorded 11 multi-hit games, including three four-hit games... collected seven multiple RBI games, including one three-RBI game and one six-RBI contest... **DURING BIG 12 CONFERENCE PLAY**... played in 38 games (28 starts) batted .167 (17-for-102) with 12 runs, two doubles, three RBI, 11 total bases, 12 walks, .186 slugging percentage, .271 on-base percentage and fielded .989 (148 putouts, 27 assists, 2 errors)... **TEXAS TECH RANKINGS:** sixth in career fielding percentage (.989) in Big 12 games only.

**SUMMER 2013**

Played for the Brazos Valley Bombers in the Texas Collegiate League... helped team to a TCL championship with a 46-14 overall record... batted .220 (13-for-59) with 17 runs, four doubles, eight RBI, 20 walks and just 14 strikeouts... hit safely in eight of the final 10 games of the season while batting .392 (11-for-28)... batted .444 (4-for-9) with three runs an RBI and two walks in the post-season.

**2013 (Junior)**

Played in 44 games (42 starts) starting 42 games behind the plate... batted seven-hole 22 times, eight-hole 12 times, cleanup four times, nine-hole three times and six-hole once... batted .233 (31-for-133) with 25 runs, four doubles, two home runs, 15 RBI, 41 total bases, 27 walks, four hit-by-pitch, .308 slugging percentage, .376 on-base percentage and fielded .991 (310 putouts, 36 assists, 3 errors)... didn't allow a passed ball on the season... became the first Red Raider catcher (primary starter) to not allow a passed ball in a single-season in over 12 years... threw out 17 percent (10-of-58) would-be base stealers... **AGAINST NATIONALLY RANKED OPPONENTS**... played in 12 games (12 starts) batted .257 (9-for-35) with eight runs, two doubles, three RBI, six walks, .314 slugging percentage and .381 on-base percentage... **DURING BIG 12 CONFERENCE PLAY**... played in 20 games (20 starts) batted .167 (11-for-66) with eight runs, two RBI and eight walks... **BIG 12 CHAMPIONSHIP**... played in three games (3 starts) batted .125 (1-for-8) with two runs, a walk and a hit-by-pitch... **HOME GAMES**... played in 22 games (21 starts) batted .277 (18-for-65) with 13 runs, four doubles, 10 RBI, 16 walks, .338 slugging percentage and .429 on-base percentage... **ROAD/NEUTRAL SITE GAMES**... played in 22 games (21 starts) batted .191 (13-for-68) with 12 runs, two home runs, five RBI, 11 walks and .321 on-base percentage... **SITUATIONAL:** batted .290 (18-for-62) with the bases empty... posted eight two-out RBI... **MISCELLANEOUS:** four go-ahead RBI... three game-tying RBI... four infield hits... tallied six multi-hit games, including one four-hit performance... notched four multiple RBI games... had two-game winning RBI (single to left field scoring a run on Opening Day helping Tech to a 8-0 shutout over Northern Illinois on Feb. 15... singled through the right side scoring a run in the 10th inning helping Tech to a 6-4 extra-inning win over West Virginia on Mar. 23)... **HIT STREAK:** had a season-long six-game hit streak (3/31-4/14) batting .273 (6-for-22) with two runs, a home run, two RBI, four walks, .409 slugging percentage and .385 on-base percentage... **REACHING BASE SAFELY:** reached base safely in a season-high 15 consecutive games... **SEASON HIGHLIGHTS**... made season debut going 2-for-4 with a run scored, walk and RBI on Opening Day against Northern Illinois (2/15)... had a career-high three walks going 0-for-2 against Connecticut (2/24) at the UCF Tournament in Orlando, Fla... hit first home run of the season going 1-for-5 with a run scored an RBI at FIU (2/26)... went 2-for-3 with a run and walk against La Salle (3/2)... went 4-for-4 with a run, double and two RBI against Utah Valley (3/13)... marked third career four-hit game... went 2-for-4 with a career-high two doubles, run scored and two RBI against No. 20 Arizona State (3/19)... hit second homer of the season going 1-for-5 with two RBI at Dallas Baptist (4/9)... went 2-for-3 with a run scored, double and two walks in the series finale at No. 11 Oklahoma (4/28)... matched a career-high two runs scored going 1-for-3 with a double, walks and RBI against Dallas Baptist (5/7)... went 2-for-4 with a run scored and a walk against Baylor (5/16)... member of the 2013 Big 12 Commissioner's Spring Academic Honor Roll.

**2012 (Sophomore)**

Played in 17 games (10 starts) while starting nine games behind the plate and one game at designated hitter... batted seven-hole four times, six-hole three times and eight-hole three times... batted .298 (14-for-47) with six runs, three doubles, one home run, nine RBI, 20 total bases, eight walks, .426 slugging percentage, .393 on-base percentage and fielded .962 (65 putouts, 11 assists, 3 errors)... threw out 23 percent (3-of-13) of would-be base stealers... in five games (3 starts) **AGAINST NATIONALLY-RANKED OPPONENTS** batted .071 (1-for-14) with one run, three walks and a .235 on-base percentage... in eight games (3 starts) batted .125 (2-for-16) with two runs, three walks and a .263 on-base percentage... in 12 **HOME GAMES** batted .316 (12-for-38) with five runs, three doubles, one home run, nine RBI, seven walks, .474 slugging percentage and .413 on-base percentage... in five **ROAD/NEUTRAL SITE GAMES** batted .222 (2-for-9) with a run and a walk... **SITUATIONAL:** batted .348 (8-for-23) with runners on base... batted .250 (6-for-24) with the bases empty... batted .250 (1-for-4) as a pinch hitter... batted .455 (5-for-11) with runners in scoring position... batted .318 (7-for-22) with two outs... recorded six two-out RBI... **MISCELLANEOUS:** notched three infield base hits... posted three multi-hit games, including two four-hit games... tallied two multiple RBI games, including one three-RBI game and a six-RBI contest... **HIT STREAK:** had a season-best three-game hit streak (4/1-5) while batting .400 (4-for-10) with a run, double, home run and three RBI... **REACHING BASE SAFELY:** reached base safely in a season-high 10 consecutive games (3/14-4/22)... **SEASON HIGHLIGHTS:** first base hits of the season came in a career-game going 4-for-6 with a run, double and six RBI against Alabama A&M (3/14)... six RBI matched the most by a Red Raider in a game during the season (Proudfoot, Hagen)... first and only base hit (single) as a pinch hitter came against Florida Gulf Coast (3/20)... went 0-for-3 but recorded a season-high two walks against New Mexico State (3/27)... hit first career home run – two-run HR – going 2-for-4 with a double and three RBI against Angelo State (4/3)... tallied second four-hit game of the season going 4-for-5 with two runs, a double and a walk against Houston (4/15).

**2011 (Freshman)**

Played in 25 games while starting 14 games in left field (6 games), designated hitter (5 games) and behind the plate (3 games)... batted eight-hole 11 times, two-hole, seven-hole and nine-hole each one time... batted .192 (10-for-52) with seven runs, four doubles, four RBI, five walks, seven hit-by-pitch, .269 slugging percentage, .333 on-base percentage and fielded .939 (29 putouts, 2 assists, 2 errors)... in six games (4 starts) **AGAINST NATIONALLY-RANKED OPPONENTS** batted .176 (3-for-17) with one run, two doubles, two walks, two hit-by-pitch, .294 slugging percentage and .333 on-base percentage... **DURING BIG 12 CONFERENCE PLAY:** in 10 games (5 starts) batted .200 (4-for-20) with two runs, two doubles, one RBI, one walk, three hit-by-pitch, .300 slugging percentage and .320 on-base percentage... in 14 **HOME GAMES** batted .120 (3-for-25) with four runs, two RBI, four walks, four hit-by-pitch, .120 slugging percentage and .314 on-base percentage... in 11 **ROAD/NEUTRAL SITE GAMES** batted .259 (7-for-27) with three runs, four doubles, two RBI, one walk, three hit-by-pitch, .407 slugging percentage and .355 on-base percentage... **SITUATIONAL:** batted .083 (1-for-12) against left-handed pitching... batted .225 (9-for-40) against right-handed pitching... batted .103 (3-for-29) with runners on base... batted .304 (7-for-23) with the bases empty... batted .500 (2-for-4) as a pinch hitter... batted .050 (1-for-20) with runners in scoring position... batted .125 (3-for-24) with two outs... recorded two two-out RBI... **MISCELLANEOUS:** notched two multi-hit games and one multiple RBI contest... **SEASON HIGHLIGHTS:** made career debut as a pinch hitter going 0-for-1 against Northwestern (2/19)... recorded first career base hit going 1-for-1 in a pinch-hitting role against Texas A&M-Corpus Christi (3/12)... posted first career multi-hit game along with first career extra-base hit going 2-for-5 with a run scored and two doubles at No. 14 Baylor (3/19)... went 1-for-1 in a pinch-hitting role against Nebraska (3/26)... tallied two doubles for the second time while going 2-for-4 with a run and a season-high two RBI at New Mexico (4/13)... made first career start behind the plate going 1-for-4 with five putouts against New Mexico (4/26)... member of the 2010 Big 12 Commissioner's Fall Academic Honor Roll (Dean's List)... member of the 2011 Big 12 Commissioner's Spring Academic Honor Roll.

**HIGH SCHOOL**

A three-year varsity letterwinner at Lubbock Coronado High School for head coach Jimmy Webster, who also served as the director of operations at Texas Tech (2011-12)... as a senior batted .396 (55-for-139) with 17 doubles, three triples, two home runs, 38 RBI, 20 walks, .597 slugging percentage, .491 on-base percentage and tallied three stolen bases... team MVP... First Team 2-5A All-District... First Team Lubbock Avalanche Journal All-City... First team Lubbock Avalanche Journal All-South Plains... Greater West Texas All-Star... First Team Texas High School Baseball Coaches Association All-State... First Team

Texas Sports Writers Association All-State... Texas High School Baseball Coaches Association All-Star (played for North Team in game played in Round Rock, Texas)... led team to its most successful season since the mid-1990's with the program's first-ever 30-win season and district championship... it was Coronado's first regional semifinal appearance since 1995... as a junior batted .422 (38-for-90) with nine doubles, two triples, two home runs, 31 RBI and 14 walks... Second Team Lubbock Avalanche Journal All-City... Second Team Lubbock Avalanche Journal All-South Plains... as a sophomore batted .362 (34-for-94) with 11 doubles, three triples, one home run and 22 RBI during first season as a starter at the high school level.

**PERSONAL**

Mason Dixon Randolph... born February 4, 1992, in Lubbock, Texas... son of Pat and Taunya Randolph... has one younger brother, Max... a business major at Texas Tech.







MASON RANDOLPH - 2013 GAME-BY-GAME STATISTICS

| Date   | Opponent           | Pos  | AB  | R  | H  | RBI | 2B | 3B | HR | BB | SB | CS | HBP | SAC | SF | GDP | K  | PO  | A  | E | Avg  |
|--------|--------------------|------|-----|----|----|-----|----|----|----|----|----|----|-----|-----|----|-----|----|-----|----|---|------|
| Feb 15 | NORTHERN ILLINOIS  | *c   | 4   | 1  | 2  | 1   | 0  | 0  | 0  | 1  | 0  | 0  | 0   | 0   | 0  | 0   | 2  | 17  | 1  | 0 | .500 |
| Feb 16 | BYU                | *c   | 2   | 0  | 0  | 0   | 0  | 0  | 0  | 2  | 0  | 0  | 0   | 0   | 0  | 0   | 1  | 12  | 1  | 0 | .333 |
| Feb 22 | vs Troy            | *c   | 3   | 1  | 1  | 0   | 0  | 0  | 0  | 1  | 0  | 0  | 0   | 0   | 0  | 0   | 1  | 5   | 1  | 0 | .333 |
| Feb 24 | vs Connecticut     | *c   | 2   | 0  | 0  | 0   | 0  | 0  | 0  | 3  | 0  | 0  | 0   | 0   | 0  | 0   | 1  | 8   | 1  | 0 | .273 |
| Feb 26 | at FIU             | *c   | 5   | 1  | 1  | 1   | 0  | 0  | 1  | 0  | 0  | 0  | 0   | 0   | 0  | 0   | 1  | 6   | 0  | 0 | .250 |
| Mar 02 | LA SALLE           | *c   | 3   | 1  | 2  | 0   | 0  | 0  | 0  | 1  | 0  | 0  | 0   | 0   | 0  | 0   | 0  | 11  | 3  | 0 | .316 |
| Mar 03 | LA SALLE           | *c   | 3   | 1  | 0  | 0   | 0  | 0  | 0  | 0  | 0  | 0  | 1   | 0   | 0  | 0   | 1  | 10  | 1  | 0 | .273 |
| Mar 05 | at Arizona         | *c   | 3   | 1  | 1  | 0   | 0  | 0  | 0  | 0  | 0  | 0  | 0   | 0   | 0  | 0   | 1  | 3   | 1  | 0 | .280 |
| Mar 06 | at Arizona         | *c   | 2   | 1  | 1  | 0   | 0  | 0  | 0  | 2  | 0  | 0  | 0   | 0   | 0  | 0   | 0  | 7   | 1  | 0 | .296 |
| Mar 08 | UT ARLINGTON       | *c   | 3   | 1  | 1  | 2   | 0  | 0  | 0  | 1  | 0  | 0  | 0   | 0   | 0  | 0   | 1  | 6   | 0  | 0 | .300 |
| Mar 09 | UT ARLINGTON       | *c   | 2   | 0  | 0  | 1   | 0  | 0  | 0  | 0  | 0  | 0  | 1   | 0   | 1  | 0   | 0  | 9   | 0  | 0 | .281 |
| Mar 10 | UT ARLINGTON       | *c   | 0   | 0  | 0  | 0   | 0  | 0  | 0  | 0  | 0  | 0  | 0   | 0   | 0  | 0   | 0  | 2   | 0  | 0 | .281 |
| Mar 12 | UTAH VALLEY        | *c   | 3   | 0  | 0  | 1   | 0  | 0  | 0  | 2  | 0  | 0  | 0   | 0   | 0  | 0   | 1  | 13  | 0  | 0 | .257 |
| Mar 13 | UTAH VALLEY        | *c   | 4   | 1  | 4  | 2   | 1  | 0  | 0  | 0  | 0  | 0  | 0   | 0   | 0  | 0   | 0  | 13  | 1  | 0 | .333 |
| Mar 15 | at Texas           | *c   | 4   | 0  | 1  | 0   | 0  | 0  | 0  | 0  | 0  | 0  | 0   | 0   | 0  | 0   | 2  | 6   | 0  | 0 | .326 |
| Mar 16 | at Texas           | *c   | 3   | 1  | 0  | 0   | 0  | 0  | 0  | 1  | 0  | 0  | 0   | 0   | 0  | 0   | 3  | 6   | 1  | 0 | .304 |
| Mar 17 | at Texas           | *c   | 4   | 0  | 0  | 0   | 0  | 0  | 0  | 0  | 0  | 0  | 0   | 0   | 0  | 0   | 2  | 6   | 2  | 0 | .280 |
| Mar 19 | ARIZONA STATE      | *c   | 4   | 1  | 2  | 2   | 2  | 0  | 0  | 1  | 0  | 0  | 0   | 0   | 0  | 0   | 0  | 5   | 1  | 0 | .296 |
| Mar 22 | at West Virginia   | *c   | 4   | 0  | 0  | 0   | 0  | 0  | 0  | 0  | 0  | 0  | 0   | 0   | 0  | 0   | 3  | 8   | 2  | 0 | .276 |
| Mar 23 | at West Virginia-1 | *c   | 5   | 1  | 1  | 1   | 0  | 0  | 0  | 0  | 0  | 0  | 0   | 0   | 0  | 0   | 2  | 6   | 0  | 0 | .270 |
| Mar 23 | at West Virginia-2 | *c   | 2   | 0  | 0  | 0   | 0  | 0  | 0  | 0  | 0  | 0  | 0   | 0   | 0  | 0   | 0  | 4   | 1  | 0 | .262 |
| Mar 30 | TCU                | *c   | 4   | 0  | 0  | 0   | 0  | 0  | 0  | 0  | 0  | 0  | 0   | 0   | 0  | 0   | 1  | 7   | 1  | 0 | .246 |
| Mar 31 | TCU                | *c   | 2   | 0  | 1  | 0   | 0  | 0  | 0  | 2  | 0  | 0  | 0   | 0   | 0  | 0   | 1  | 9   | 0  | 0 | .254 |
| Apr 02 | at New Mexico      | *c   | 0   | 0  | 0  | 0   | 0  | 0  | 0  | 0  | 0  | 0  | 0   | 0   | 0  | 0   | 0  | 0   | 0  | 0 | .254 |
| Apr 05 | at Kansas State    | *c   | 4   | 0  | 1  | 0   | 0  | 0  | 0  | 0  | 0  | 0  | 0   | 0   | 0  | 0   | 0  | 7   | 0  | 0 | .253 |
| Apr 06 | at Kansas State    | *c   | 4   | 1  | 1  | 0   | 0  | 0  | 0  | 0  | 0  | 0  | 0   | 0   | 0  | 0   | 0  | 6   | 1  | 1 | .253 |
| Apr 07 | at Kansas State    | *c   | 4   | 0  | 1  | 0   | 0  | 0  | 0  | 0  | 0  | 0  | 0   | 0   | 0  | 0   | 1  | 5   | 2  | 0 | .253 |
| Apr 09 | at Dallas Baptist  | *c   | 5   | 1  | 1  | 2   | 0  | 0  | 1  | 0  | 0  | 0  | 0   | 0   | 0  | 0   | 4  | 7   | 0  | 0 | .250 |
| Apr 14 | LUBBOCK CHRISTIAN  | *c   | 3   | 0  | 1  | 0   | 0  | 0  | 0  | 2  | 0  | 0  | 0   | 0   | 0  | 0   | 1  | 11  | 0  | 1 | .253 |
| Apr 19 | KANSAS             | *c   | 3   | 0  | 0  | 0   | 0  | 0  | 0  | 0  | 0  | 0  | 0   | 0   | 0  | 0   | 2  | 7   | 0  | 0 | .245 |
| Apr 20 | KANSAS             | *c   | 2   | 0  | 0  | 0   | 0  | 0  | 0  | 0  | 0  | 0  | 0   | 0   | 0  | 0   | 1  | 7   | 0  | 0 | .240 |
| Apr 26 | at Oklahoma        | *c   | 3   | 0  | 0  | 0   | 0  | 0  | 0  | 0  | 0  | 0  | 0   | 0   | 0  | 0   | 1  | 4   | 2  | 0 | .232 |
| Apr 28 | at Oklahoma        | *c   | 3   | 1  | 2  | 1   | 0  | 0  | 0  | 2  | 0  | 0  | 0   | 0   | 0  | 0   | 0  | 2   | 1  | 0 | .245 |
| Apr 30 | NEW MEXICO         | *c   | 5   | 1  | 1  | 0   | 0  | 0  | 0  | 0  | 0  | 0  | 0   | 0   | 0  | 0   | 0  | 5   | 0  | 0 | .243 |
| May 03 | OKLAHOMA STATE     | *c   | 3   | 1  | 1  | 0   | 0  | 0  | 0  | 0  | 0  | 0  | 0   | 0   | 0  | 0   | 1  | 6   | 2  | 0 | .245 |
| May 04 | OKLAHOMA STATE     | *c   | 3   | 1  | 0  | 0   | 0  | 0  | 0  | 0  | 0  | 0  | 0   | 0   | 0  | 0   | 1  | 4   | 0  | 0 | .239 |
| May 05 | OKLAHOMA STATE     | *c   | 3   | 0  | 0  | 0   | 0  | 0  | 0  | 0  | 0  | 0  | 0   | 0   | 0  | 0   | 0  | 6   | 2  | 0 | .233 |
| May 07 | DALLAS BAPTIST     | *c   | 3   | 2  | 1  | 1   | 1  | 0  | 0  | 1  | 0  | 0  | 0   | 0   | 0  | 0   | 1  | 6   | 2  | 0 | .235 |
| May 15 | at Arizona State   | *c   | 0   | 1  | 0  | 0   | 0  | 0  | 0  | 1  | 0  | 1  | 1   | 0   | 0  | 0   | 0  | 8   | 1  | 1 | .235 |
| May 16 | BAYLOR             | *c   | 4   | 1  | 2  | 0   | 0  | 0  | 0  | 1  | 0  | 0  | 0   | 0   | 0  | 0   | 2  | 10  | 1  | 0 | .244 |
| May 17 | BAYLOR             | *c   | 2   | 1  | 0  | 0   | 0  | 0  | 0  | 2  | 0  | 0  | 0   | 0   | 0  | 0   | 1  | 8   | 2  | 0 | .240 |
| May 23 | vs Kansas State    | *c   | 3   | 0  | 1  | 0   | 0  | 0  | 0  | 0  | 0  | 0  | 0   | 0   | 0  | 0   | 0  | 6   | 0  | 0 | .242 |
| May 24 | vs Oklahoma        | *c   | 3   | 0  | 0  | 0   | 0  | 0  | 0  | 0  | 0  | 0  | 0   | 0   | 0  | 1   | 0  | 9   | 0  | 0 | .237 |
| May 25 | vs Baylor          | *c   | 2   | 2  | 0  | 0   | 0  | 0  | 0  | 1  | 0  | 0  | 1   | 0   | 0  | 0   | 1  | 7   | 1  | 0 | .233 |
| Totals |                    | 42gs | 133 | 25 | 31 | 15  | 4  | 0  | 2  | 27 | 0  | 1  | 4   | 0   | 1  | 1   | 41 | 310 | 36 | 3 | .233 |

On base pct. .376 • Slugging pct. .308





**MASON RANDOLPH - 2012 GAME-BY-GAME STATISTICS**

| Date   | Opponent            | Pos   | AB | R | H  | RBI | 2B | 3B | HR | BB | SB | CS | HBP | SAC | SF | GDP | K  | PO | A  | E | Avg  |
|--------|---------------------|-------|----|---|----|-----|----|----|----|----|----|----|-----|-----|----|-----|----|----|----|---|------|
| Feb 19 | TENNESSEE TECH      | *c    | 3  | 0 | 0  | 0   | 0  | 0  | 0  | 0  | 0  | 0  | 0   | 1   | 0  | 0   | 0  | 8  | 0  | 0 | .000 |
| Feb 26 | ST. JOHN'S          | *c    | 3  | 0 | 0  | 0   | 0  | 0  | 1  | 0  | 0  | 0  | 0   | 0   | 0  | 0   | 1  | 6  | 1  | 0 | .000 |
| Mar 14 | ALABAMA A&M         | *c    | 6  | 1 | 4  | 6   | 1  | 0  | 0  | 0  | 0  | 0  | 0   | 0   | 0  | 0   | 1  | 7  | 2  | 2 | .333 |
| Mar 18 | at Baylor           | ph    | 1  | 0 | 0  | 0   | 0  | 0  | 0  | 0  | 0  | 0  | 0   | 0   | 0  | 0   | 0  | 0  | 0  | 0 | .308 |
| Mar 20 | FLORIDA GULF COAS   | ph    | 1  | 0 | 1  | 0   | 0  | 0  | 0  | 0  | 0  | 0  | 0   | 0   | 0  | 0   | 0  | 0  | 0  | 0 | .357 |
| Mar 27 | NEW MEXICO STATE    | *c    | 3  | 0 | 0  | 0   | 0  | 0  | 0  | 2  | 0  | 0  | 0   | 0   | 0  | 0   | 2  | 8  | 1  | 0 | .294 |
| Apr 01 | at Kansas           | ph/dh | 2  | 0 | 1  | 0   | 0  | 0  | 0  | 0  | 0  | 0  | 0   | 0   | 0  | 0   | 1  | 0  | 0  | 0 | .316 |
| Apr 03 | ANGELO STATE        | *c    | 4  | 1 | 2  | 3   | 1  | 0  | 1  | 0  | 0  | 0  | 0   | 0   | 1  | 0   | 1  | 4  | 1  | 0 | .348 |
| Apr 05 | TEXAS               | *c    | 4  | 0 | 1  | 0   | 0  | 0  | 0  | 0  | 0  | 0  | 0   | 0   | 0  | 0   | 0  | 3  | 3  | 0 | .333 |
| Apr 06 | TEXAS               | *dh   | 6  | 1 | 0  | 0   | 0  | 0  | 0  | 1  | 0  | 0  | 0   | 0   | 0  | 0   | 3  | 0  | 0  | 0 | .273 |
| Apr 07 | TEXAS               | ph    | 0  | 0 | 0  | 0   | 0  | 0  | 0  | 1  | 0  | 0  | 0   | 0   | 0  | 0   | 0  | 0  | 0  | 0 | .273 |
| Apr 15 | HOUSTON             | *c    | 5  | 2 | 4  | 0   | 1  | 0  | 0  | 1  | 0  | 0  | 0   | 0   | 0  | 0   | 1  | 9  | 1  | 0 | .342 |
| Apr 18 | NEW MEXICO          | *c    | 3  | 0 | 0  | 0   | 0  | 0  | 0  | 1  | 0  | 0  | 0   | 0   | 0  | 0   | 1  | 4  | 0  | 0 | .317 |
| Apr 22 | at Oklahoma State   | *c    | 2  | 1 | 0  | 0   | 0  | 0  | 0  | 1  | 0  | 0  | 0   | 0   | 0  | 0   | 0  | 5  | 2  | 1 | .302 |
| Apr 27 | MISSOURI            | c     | 0  | 0 | 0  | 0   | 0  | 0  | 0  | 0  | 0  | 0  | 0   | 0   | 0  | 0   | 0  | 2  | 0  | 0 | .302 |
| May 01 | at New Mexico State | c     | 3  | 0 | 1  | 0   | 0  | 0  | 0  | 0  | 0  | 0  | 0   | 0   | 0  | 0   | 2  | 7  | 0  | 0 | .304 |
| May 05 | at Texas A&M        | ph/c  | 1  | 0 | 0  | 0   | 0  | 0  | 0  | 0  | 0  | 0  | 0   | 0   | 0  | 0   | 0  | 2  | 0  | 0 | .298 |
| Totals |                     | 10gs  | 47 | 6 | 14 | 9   | 3  | 0  | 1  | 8  | 0  | 0  | 0   | 1   | 1  | 0   | 13 | 65 | 11 | 3 | .298 |

On base pct. .393 • Slugging pct. .426

**MASON RANDOLPH - 2011 GAME-BY-GAME STATISTICS**

| Date   | Opponent          | Pos   | AB | R | H  | RBI | 2B | 3B | HR | BB | SB | CS | HBP | SAC | SF | GDP | K  | PO | A | E | Avg  |
|--------|-------------------|-------|----|---|----|-----|----|----|----|----|----|----|-----|-----|----|-----|----|----|---|---|------|
| Feb 19 | NORTHWESTERN      | ph    | 1  | 0 | 0  | 0   | 0  | 0  | 0  | 0  | 0  | 0  | 0   | 0   | 0  | 0   | 1  | 0  | 0 | 0 | .000 |
| Feb 19 | UTAH VALLEY       | ph/dh | 2  | 0 | 0  | 0   | 0  | 0  | 0  | 0  | 0  | 1  | 0   | 0   | 0  | 0   | 1  | 0  | 0 | 0 | .000 |
| Feb 24 | BYU               | *dh   | 1  | 1 | 0  | 0   | 0  | 0  | 0  | 1  | 0  | 0  | 2   | 0   | 0  | 0   | 0  | 0  | 0 | 0 | .000 |
| Mar 04 | TCU               | *dh   | 4  | 0 | 0  | 0   | 0  | 0  | 0  | 0  | 0  | 0  | 0   | 0   | 0  | 0   | 2  | 0  | 0 | 0 | .000 |
| Mar 06 | TCU               | ph    | 0  | 0 | 0  | 0   | 0  | 0  | 0  | 1  | 0  | 0  | 0   | 0   | 0  | 0   | 0  | 0  | 0 | 0 | .000 |
| Mar 12 | A&M-CORPUS CHRIS  | ph    | 1  | 0 | 1  | 0   | 0  | 0  | 0  | 0  | 0  | 0  | 0   | 0   | 0  | 0   | 0  | 0  | 0 | 0 | .111 |
| Mar 13 | A&M-CORPUS CHRIS  | ph    | 0  | 1 | 0  | 0   | 0  | 0  | 0  | 0  | 0  | 1  | 0   | 0   | 0  | 0   | 0  | 0  | 0 | 0 | .111 |
| Mar 15 | A&M-CORPUS CHRIS  | *of   | 2  | 1 | 0  | 1   | 0  | 0  | 0  | 1  | 0  | 0  | 0   | 0   | 1  | 0   | 0  | 1  | 0 | 0 | .091 |
| Mar 19 | at Baylor         | *of   | 5  | 1 | 2  | 0   | 2  | 0  | 0  | 0  | 0  | 0  | 0   | 0   | 0  | 0   | 2  | 0  | 0 | 0 | .188 |
| Mar 20 | at Baylor         | of    | 3  | 0 | 1  | 0   | 0  | 0  | 0  | 0  | 0  | 1  | 0   | 0   | 0  | 0   | 2  | 1  | 0 | 0 | .211 |
| Mar 22 | at Dallas Baptist | *of   | 2  | 0 | 0  | 0   | 0  | 0  | 0  | 0  | 0  | 0  | 0   | 0   | 0  | 0   | 1  | 0  | 0 | 1 | .190 |
| Mar 25 | NEBRASKA          | *dh/c | 3  | 0 | 0  | 1   | 0  | 0  | 0  | 0  | 0  | 0  | 0   | 0   | 1  | 0   | 1  | 1  | 0 | 0 | .167 |
| Mar 26 | NEBRASKA          | ph    | 1  | 1 | 1  | 0   | 0  | 0  | 0  | 0  | 0  | 0  | 0   | 0   | 0  | 0   | 0  | 0  | 0 | 0 | .200 |
| Mar 27 | NEBRASKA          | *of   | 1  | 0 | 0  | 0   | 0  | 0  | 0  | 0  | 0  | 0  | 2   | 0   | 0  | 0   | 1  | 1  | 0 | 0 | .192 |
| Apr 01 | at Oklahoma       | *of/c | 2  | 0 | 0  | 0   | 0  | 0  | 0  | 0  | 0  | 1  | 0   | 0   | 0  | 0   | 1  | 5  | 0 | 0 | .179 |
| Apr 02 | at Oklahoma       | *dh   | 3  | 0 | 0  | 0   | 0  | 0  | 0  | 1  | 0  | 0  | 0   | 0   | 0  | 0   | 2  | 0  | 0 | 0 | .161 |
| Apr 05 | vs UTSA-2         | *of   | 2  | 1 | 1  | 0   | 0  | 0  | 0  | 0  | 0  | 0  | 0   | 0   | 0  | 0   | 1  | 0  | 0 | 0 | .182 |
| Apr 13 | at New Mexico     | *dh   | 4  | 1 | 2  | 2   | 2  | 0  | 0  | 0  | 0  | 0  | 0   | 0   | 0  | 0   | 1  | 0  | 0 | 0 | .216 |
| Apr 21 | at Kansas State   | c     | 0  | 0 | 0  | 0   | 0  | 0  | 0  | 0  | 0  | 0  | 0   | 0   | 0  | 0   | 0  | 2  | 0 | 0 | .216 |
| Apr 23 | at Kansas State   | of/c  | 1  | 0 | 0  | 0   | 0  | 0  | 0  | 0  | 0  | 1  | 0   | 0   | 0  | 0   | 1  | 2  | 2 | 0 | .211 |
| Apr 26 | NEW MEXICO        | *c    | 4  | 0 | 1  | 0   | 0  | 0  | 0  | 0  | 0  | 0  | 0   | 0   | 0  | 0   | 0  | 5  | 0 | 0 | .214 |
| Apr 27 | NEW MEXICO        | *c    | 4  | 0 | 0  | 0   | 0  | 0  | 0  | 1  | 0  | 0  | 0   | 0   | 0  | 0   | 0  | 5  | 0 | 0 | .196 |
| May 03 | DALLAS BAPTIST    | c     | 1  | 0 | 0  | 0   | 0  | 0  | 0  | 0  | 0  | 0  | 0   | 0   | 0  | 0   | 0  | 2  | 0 | 0 | .191 |
| May 10 | at Michigan       | *c    | 4  | 0 | 1  | 0   | 0  | 0  | 0  | 0  | 0  | 0  | 0   | 0   | 0  | 0   | 1  | 4  | 0 | 1 | .196 |
| May 15 | at Missouri       | ph    | 1  | 0 | 0  | 0   | 0  | 0  | 0  | 0  | 0  | 0  | 0   | 0   | 0  | 0   | 0  | 0  | 0 | 0 | .192 |
| Totals |                   | 14gs  | 52 | 7 | 10 | 4   | 4  | 0  | 0  | 5  | 0  | 0  | 7   | 2   | 2  | 0   | 18 | 29 | 2 | 2 | .192 |

On base pct. .333 • Slugging pct. .269

# 4



## TODD RITCHIE

5-8 • 145 • OF • L/L • Sr. • 1L

Georgetown, Texas • Georgetown • Howard College

### CAREER-HIGHS:

Games Played (Season): \_\_\_\_\_ 36 (2013)  
 Games Started (Season): \_\_\_\_\_ 20 (2013)  
 At-Bats: \_\_\_\_\_ 5, vs. Baylor (5/16/13)  
 Runs: \_\_\_\_\_ 2 2x, vs. Baylor (5/16/13)\*  
 Hits: \_\_\_\_\_ 3, vs. Baylor (5/16/13)  
 RBI: \_\_\_\_\_ 3, vs. Northern Illinois (2/17/13)  
 Doubles: \_\_\_\_\_ 1 3x, vs. Baylor (5/16/13)\*  
 Triples: \_\_\_\_\_ None  
 Home Runs: \_\_\_\_\_ None  
 Walks: \_\_\_\_\_ 3, vs. New Mexico (4/30/13)  
 Strikeouts: \_\_\_\_\_ 2, at Oklahoma (4/27/13)  
 Stolen Bases: \_\_\_\_\_ 1, vs. Baylor (5/25/13)  
 Hit Streak: \_\_\_\_\_ 3 games (5/16-5/18/13)

\* Indicates most recent high

## DID YOU KNOW?

Ritchie's .516 batting average (16-for-31) with runners on base in 2013 marked the best by a Red Raider in over 12 years.



### SUMMER 2013

Played for the El Dorado Broncos in the Jayhawk League... batted .225 (16-for-71) with 14 runs, two doubles, five RBI and had 17 walks with seven strikeouts... team finished in third place in the Jayhawk League with a 33-16 overall record... team finished in third place at the NBC Tournament with an 8-2 record during the two-week tournament to end the season.

### 2013 (Junior)

College Sports Madness All-Big 12 Second Team... played in 36 games (20 starts) starting 10 games in left field, nine games in right field and one game in center field... was the only Red Raider to start in all three outfield positions during the season... batted eight-hole eight times, seven-hole six times, six-hole four times and nine-hole three times... batted .315 (23-for-73) with 12 runs, three doubles, 11 RBI, 26 total bases, 15 walks, one hit-by-pitch, 1-for-1 stolen bases, .356 slugging percentage, .438 on-base percentage and fielded 1.000 (42 putouts, 5 assists, 0 errors)... tied for the team lead (Devon Conley) with five outfield assists... **BIG 12 CONFERENCE RANKINGS:** 15th in batting average (.315)... **AGAINST NATIONALLY RANKED OPPONENTS...** played in 10 games (10 starts) batted .214 (6-for-28) with three runs, a double, three RBI, seven walks and .389 on-base percentage... led the team with seven walks against nationally-ranked opponents... **DURING BIG 12 CONFERENCE PLAY...** played in 15 games (8 starts) batted .371 (13-for-35) with six runs, five RBI, .400 slugging percentage and .436 on-base percentage... **BIG 12 CHAMPIONSHIP...** played in three games (3 starts) batted .111 (1-for-9) with two runs and three walks... **HOME GAMES...** played in 20 games (10 starts) batted .410 (16-for-39) with six runs, three doubles, eight RBI, five walks, .487 slugging percentage and .477 on-base percentage... **ROAD/NEUTRAL SITE GAMES...** played in 16 games (10 starts) batted .206 (7-for-34) with six runs, three RBI, 10 walks and .400 on-base percentage... **SITUATIONAL:** led team batting .516 (16-for-31) with runners on base... best average by a Red Raider with runners on base (min. 30 AB) in over 12 years... led team batting .600 (3-for-5) with the bases loaded... went 0-for-2 as a pinch hitter... led team batting .478 (11-for-23) with runners in scoring position... best average by a Red Raider with runners in scoring position (min. 20 AB) in over 12 years... led team batting .355 (11-for-31) with two outs... best average by a Red Raider with two outs since 2010 (Barrett Barnes, .361)... tallied seven two-out RBI... **MISCELLANEOUS:** one go-ahead RBI... one game-tying RBI... five infield hits... one game-winning RBI (RBI single to right-center field in third inning during 12-8 win against New Mexico on April 30)... had four multi-hit games, including one three-hit game... posted three multiple RBI games, including one game with three RBI... **HITTING STREAK:** season-long three-game hit streak (5/16-5/18)... **REACHING BASE SAFELY:** reached base safely in a season-high six consecutive games... **SEASON HIGHLIGHTS...** made career debut as a defensive replacement without making an at-bat against Northern Colorado (2/16)... posted first career base hit while going 2-for-3 with a season-high three RBI and recording first career multi-hit game against Northern Illinois (2/17)... went 1-for-3 with first career extra-base hit with a double against La Salle (3/1)... made first career start in Big 12 play going 1-for-4 against TCU (3/29)... went 2-for-3 with first career game scoring multiple runs with a walk and an RBI against Kansas (4/21)... went 2-for-4 with a run scored and two RBI at No. 11 Oklahoma (4/28)... reached base safely in all four plate appearances going 1-for-1 with a run scored, RBI and three walks against New Mexico (4/30)... **BAYLOR SERIES:** batted .462 (6-for-13) with four runs, a double, two RBI, .538 slugging percentage and .500 on-base percentage... had a season-high three hits going 3-for-5 with two runs, a double and two RBI against Baylor (5/16) in series opener... ended the season matching a season-high two runs going 1-for-3 in the final game of the Big 12 Championship against Baylor (5/25)... member of the 2012 Big 12 Commissioner's Fall Academic Honor Roll.

**HOWARD COLLEGE**

Played at Howard College for two seasons (2011-2012) for head coach Britt Smith... earned honorable mention all-conference as a sophomore in 2012... as a sophomore batted .375 (42-for-112) with 31 runs, six doubles, 17 RBI, 11-of-13 stolen bases, .482 on-base percentage and committing just two fielding errors with a .964 fielding percentage in the outfield... **WJCAC RANKINGS:** 27th in on-base percentage (.482)... recorded 12 multi-hit games with two three-hit performances... had a season-high six-game hit streak (March 3-31)... helped lead team to back-to-back Western Junior College Athletic Conference titles (2011-2012)... helped lead team to a 45-12 overall record and to a conference championship and NJCAA Region V runner-up finish in 2012... helped team to a 46-13 overall record and to a conference title in 2011... as a freshman batted .279 (19-for-68) with 16 runs, three doubles, 12 RBI, 10 walks and two stolen bases with a .324 slugging percentage... **CHOSE TEXAS TECH OVER:** Oklahoma State.

**HIGH SCHOOL**

A three-year varsity letterwinner at Georgetown High School for head coach Danny Wallace... batted .417 with 24 stolen bases and struck out just twice as a senior in 2010... batting average (.417) marked the third highest in high school program history... stolen base total (24) marked the fourth most by any player in school history... named first team all-district, Cen-Tex All-Star and was named Georgetown High School Offensive Player of the Year as a senior... helped team to three consecutive district championships.

**PERSONAL**

Todd O'Malley Ritchie... born October 1, 1991, in Ada, Okla.... son of John and Stacy Ritchie... has two younger siblings, Tristan and Tate... a kinesiology major at Texas Tech.







TODD RITCHIE - 2013 GAME-BY-GAME STATISTICS

| Date   | Opponent            | Pos   | AB | R  | H  | RBI | 2B | 3B | HR | BB | SB | CS | HBP | SAC | SF | GDP | K  | PO | A | E | Avg  |
|--------|---------------------|-------|----|----|----|-----|----|----|----|----|----|----|-----|-----|----|-----|----|----|---|---|------|
| Feb 16 | NORTHERN COLORA     | of/of | 0  | 0  | 0  | 0   | 0  | 0  | 0  | 0  | 0  | 0  | 0   | 0   | 0  | 0   | 0  | 0  | 0 | 0 | .000 |
| Feb 16 | BYU                 | of    | 1  | 0  | 0  | 0   | 0  | 0  | 0  | 0  | 0  | 0  | 0   | 0   | 0  | 0   | 0  | 0  | 0 | 0 | .000 |
| Feb 17 | NORTHERN ILLINOIS   | *of   | 3  | 1  | 2  | 3   | 0  | 0  | 0  | 0  | 0  | 0  | 0   | 0   | 0  | 0   | 0  | 0  | 0 | 0 | .500 |
| Feb 22 | vs Troy             | *of   | 3  | 1  | 1  | 0   | 0  | 0  | 0  | 1  | 0  | 0  | 0   | 0   | 0  | 0   | 0  | 3  | 0 | 0 | .429 |
| Feb 23 | at UCF              | *of   | 1  | 0  | 0  | 0   | 0  | 0  | 0  | 1  | 0  | 0  | 0   | 0   | 0  | 0   | 0  | 0  | 0 | 0 | .375 |
| Feb 25 | at FIU              | ph/of | 1  | 0  | 0  | 1   | 0  | 0  | 0  | 1  | 0  | 0  | 0   | 0   | 0  | 0   | 0  | 0  | 0 | 0 | .333 |
| Feb 26 | at FIU              | *of   | 4  | 1  | 1  | 0   | 0  | 0  | 0  | 1  | 0  | 0  | 0   | 0   | 0  | 0   | 0  | 2  | 0 | 0 | .308 |
| Mar 01 | LA SALLE            | of    | 3  | 0  | 1  | 0   | 1  | 0  | 0  | 0  | 0  | 0  | 0   | 0   | 0  | 0   | 0  | 1  | 2 | 0 | .312 |
| Mar 03 | LA SALLE            | of    | 0  | 0  | 0  | 0   | 0  | 0  | 0  | 0  | 0  | 0  | 0   | 0   | 0  | 0   | 0  | 0  | 0 | 0 | .312 |
| Mar 12 | UTAH VALLEY         | of    | 0  | 0  | 0  | 0   | 0  | 0  | 0  | 0  | 0  | 0  | 0   | 0   | 0  | 0   | 0  | 0  | 0 | 0 | .312 |
| Mar 13 | UTAH VALLEY         | ph/of | 1  | 0  | 0  | 0   | 0  | 0  | 0  | 0  | 0  | 0  | 0   | 0   | 0  | 0   | 0  | 0  | 0 | 0 | .294 |
| Mar 17 | at Texas            | pr/of | 1  | 0  | 0  | 0   | 0  | 0  | 0  | 0  | 0  | 0  | 0   | 0   | 0  | 0   | 0  | 0  | 0 | 0 | .278 |
| Mar 19 | ARIZONA STATE       | *of   | 3  | 0  | 1  | 0   | 0  | 0  | 0  | 0  | 0  | 0  | 0   | 0   | 0  | 0   | 1  | 1  | 0 | 0 | .286 |
| Mar 22 | at West Virginia    | of    | 0  | 0  | 0  | 0   | 0  | 0  | 0  | 0  | 0  | 0  | 0   | 0   | 0  | 0   | 0  | 0  | 0 | 0 | .286 |
| Mar 23 | at West Virginia-1  | of    | 0  | 0  | 0  | 0   | 0  | 0  | 0  | 0  | 0  | 0  | 0   | 0   | 0  | 0   | 0  | 0  | 0 | 0 | .286 |
| Mar 25 | at New Mexico State | of    | 1  | 0  | 1  | 0   | 0  | 0  | 0  | 1  | 0  | 0  | 0   | 0   | 0  | 0   | 0  | 0  | 0 | 0 | .318 |
| Mar 29 | TCU                 | *of   | 4  | 0  | 1  | 0   | 0  | 0  | 0  | 0  | 0  | 0  | 0   | 0   | 0  | 0   | 1  | 2  | 0 | 0 | .308 |
| Mar 30 | TCU                 | ph/of | 1  | 0  | 0  | 0   | 0  | 0  | 0  | 0  | 0  | 0  | 0   | 0   | 0  | 0   | 1  | 0  | 0 | 0 | .296 |
| Apr 06 | at Kansas State     | of    | 3  | 0  | 1  | 0   | 0  | 0  | 0  | 0  | 0  | 0  | 0   | 0   | 0  | 0   | 1  | 1  | 1 | 0 | .300 |
| Apr 14 | LUBBOCK CHRISTIAN   | pr    | 0  | 0  | 0  | 0   | 0  | 0  | 0  | 0  | 0  | 0  | 0   | 0   | 0  | 0   | 0  | 0  | 0 | 0 | .300 |
| Apr 16 | at Rice             | *of   | 2  | 0  | 0  | 0   | 0  | 0  | 0  | 0  | 0  | 0  | 0   | 0   | 0  | 0   | 1  | 1  | 0 | 0 | .281 |
| Apr 20 | KANSAS              | of    | 0  | 0  | 0  | 0   | 0  | 0  | 0  | 0  | 0  | 0  | 0   | 0   | 0  | 0   | 0  | 0  | 0 | 0 | .281 |
| Apr 21 | KANSAS              | *of   | 3  | 2  | 2  | 1   | 0  | 0  | 0  | 1  | 0  | 0  | 0   | 0   | 0  | 0   | 1  | 0  | 0 | 0 | .314 |
| Apr 27 | at Oklahoma         | *of   | 2  | 1  | 0  | 0   | 0  | 0  | 0  | 2  | 0  | 0  | 0   | 0   | 0  | 0   | 2  | 4  | 0 | 0 | .297 |
| Apr 28 | at Oklahoma         | *of   | 4  | 1  | 2  | 2   | 0  | 0  | 0  | 0  | 0  | 0  | 1   | 0   | 0  | 0   | 1  | 3  | 0 | 0 | .317 |
| Apr 30 | NEW MEXICO          | *of   | 1  | 1  | 1  | 1   | 1  | 0  | 0  | 3  | 0  | 0  | 0   | 0   | 0  | 0   | 0  | 4  | 1 | 0 | .333 |
| May 03 | OKLAHOMA STATE      | *of   | 4  | 0  | 0  | 0   | 0  | 0  | 0  | 0  | 0  | 0  | 0   | 0   | 0  | 0   | 1  | 1  | 0 | 0 | .304 |
| May 05 | OKLAHOMA STATE      | *of   | 3  | 0  | 2  | 0   | 0  | 0  | 0  | 0  | 0  | 0  | 0   | 0   | 0  | 0   | 1  | 0  | 0 | 0 | .327 |
| May 07 | DALLAS BAPTIST      | *of   | 2  | 0  | 1  | 1   | 0  | 0  | 0  | 1  | 0  | 0  | 0   | 0   | 0  | 0   | 1  | 1  | 1 | 0 | .333 |
| May 15 | at Arizona State    | *of   | 3  | 0  | 0  | 0   | 0  | 0  | 0  | 0  | 0  | 0  | 0   | 0   | 0  | 1   | 1  | 0  | 0 | 0 | .315 |
| May 16 | BAYLOR              | *of   | 5  | 2  | 3  | 2   | 1  | 0  | 0  | 0  | 0  | 0  | 0   | 0   | 0  | 0   | 1  | 3  | 0 | 0 | .339 |
| May 17 | BAYLOR              | *of   | 4  | 0  | 1  | 0   | 0  | 0  | 0  | 0  | 0  | 0  | 0   | 0   | 0  | 0   | 0  | 6  | 0 | 0 | .333 |
| May 18 | BAYLOR              | of    | 1  | 0  | 1  | 0   | 0  | 0  | 0  | 0  | 0  | 0  | 0   | 0   | 0  | 0   | 0  | 0  | 0 | 0 | .344 |
| May 23 | vs Kansas State     | *of   | 3  | 0  | 0  | 0   | 0  | 0  | 0  | 1  | 0  | 0  | 0   | 0   | 0  | 0   | 0  | 2  | 0 | 0 | .328 |
| May 24 | vs Oklahoma         | *of   | 3  | 0  | 0  | 0   | 0  | 0  | 0  | 1  | 0  | 0  | 0   | 0   | 0  | 0   | 0  | 5  | 0 | 0 | .314 |
| May 25 | vs Baylor           | *of   | 3  | 2  | 1  | 0   | 0  | 0  | 0  | 1  | 1  | 0  | 0   | 0   | 0  | 0   | 0  | 2  | 0 | 0 | .315 |
| Totals |                     | 20gs  | 73 | 12 | 23 | 11  | 3  | 0  | 0  | 15 | 1  | 0  | 1   | 0   | 0  | 1   | 14 | 42 | 5 | 0 | .315 |

On base pct. .438 • Slugging pct. .356

34



## COREY TAYLOR

6-2 • 255 • RHP • R/R • Jr. • 1L

Kennedale, Texas • Kennedale • Cisco College

### CAREER-HIGHS:

Innings Pitched: \_\_\_\_\_ 7.1, at TCU (3/29/13)  
 Longest Start (IP): \_\_\_\_\_ 7.1, at TCU (3/29/13)  
 Shortest Start (IP): \_\_\_\_\_ 3.0, vs. Kansas (4/21/13)  
 Longest Relief Outing (IP): \_\_\_\_\_ 4.1, vs. Oklahoma State (5/4/13)  
 Hits Allowed: \_\_\_\_\_ 10, at UCF (2/23/13)  
 Runs Allowed: \_\_\_\_\_ 10, at UCF (2/23/13)  
 ER Allowed: \_\_\_\_\_ 9, at UCF (2/23/13)  
 Walks: \_\_\_\_\_ 3 2x, vs. TCU (3/29/13)\*  
 Strikeouts: \_\_\_\_\_ 12, vs. Utah Valley (3/13/13)  
 Wild Pitches: \_\_\_\_\_ 1 2x, vs. Oklahoma State (5/4/13)\*  
 Hit Batters: \_\_\_\_\_ 1 3x, vs. Oklahoma State (5/4/13)\*  
 HR Allowed: \_\_\_\_\_ 2, at UCF (2/23/13)  
 Pitch Count: \_\_\_\_\_ 106, vs. TCU (3/29/13)

\* Indicates most recent high

## DID YOU KNOW?

Taylor struck out a season-high 12 batters in a win over Utah Valley while pitching seven shutout innings. His 12 strikeouts tied for the team-high in 2013.



### SUMMER 2013

Played for the Brewster Whitecaps in the Cape Cod League... helped team to a 14-29 overall record and fifth-place finish in league standings... made 14 appearances with a 3-1 record, 3.82 ERA, 35.1 innings, allowed 43 hits and 15 earned runs with 25 strikeouts and 10 walks... led team making 14 outings... recorded a 2.10 ERA during last 11 appearances (6/24-8/2) which included 30 innings, 20 strikeouts and eight walks... threw multiple innings during 12-of-14 outings... struck out at least one batter in 13-of-14 appearances... made six scoreless relief outings and had eight appearances allowing one or fewer runs.

### 2013 (Sophomore)

Made 18 appearances (7 starts) with a 2-5 record, 7.18 ERA, combined on two shutouts, 52.2 innings pitched, allowed 62 hits and 46 runs (42 earned) with 31 strikeouts and 23 walks while opponents batted .316 and allowed five home runs... led the team with five pickoffs... was 1-of-5 Tech pitchers to throw at least 50 innings and was 1-of-3 underclassmen (Dominic Moreno, Matt Withrow)... **AGAINST NATIONALLY RANKED OPPONENTS...** made six appearances (all relief) with a 0-0 record, 7.84 ERA, 10.1 innings pitched with three strikeouts and nine walks while opponents batted .349... tied for team lead with six appearance against nationally-ranked opponents (Andre Wheeler)... **DURING BIG 12 CONFERENCE PLAY...** made six appearances (4 starts) with a 0-3 record, 7.52 ERA, 26.1 innings, allowed 33 hits and 25 runs (22 earned) with seven strikeouts and 11 walks allowing one home run... **HOME GAMES...** made 12 appearances (5 starts) with a 2-3 record, 5.89 ERA, combined on two shutouts, 36.2 innings, allowed 38 hits and 26 runs (24 earned) with 26 strikeouts and 14 walks while opponents batted .286... **ROAD/NEUTRAL SITE GAMES...** made six appearances (2 starts) with a 0-2 record, 10.12 ERA, 16.0 innings, five strikeouts and nine walks... **SITUATIONAL:** opposing left-handed batters hit .325 (27-for-83)... opposing right-handed batters hit .310 (35-for-113)... opposing batters hit .367 (33-for-90) with runners on base... opposing batters hit .274 (29-for-106) with the bases empty... opposing batters hit .246 (14-for-57) with two outs... recorded 42 fly outs and 65 ground outs... forced opponents to hit into five ground ball double plays... **MISCELLANEOUS:** made six starts on the weekend and one midweek start (vs. Utah Valley)... made one scoreless start (vs. Utah Valley)... made four scoreless outings (3 in relief)... allowed one or fewer earned runs in 9-of-18 outings... struck out multiple batters six times... made 10 multiple-inning appearances, including four in relief... pitched on back-to-back days once (vs. UT Arlington, 3/9-3/10)... allowed two or fewer hits in 9-of-18 appearances... made seven consecutive outings allowing one or fewer hits (3/1-3/19)... team posted a 7-11 record during 18 outings... **SEASON HIGHLIGHTS...** made career debut and earned the win pitching six innings allowing one run on five hits with four strikeouts and a walk in a 10-1 win over Northern Colorado (2/16) on the opening weekend of the season... made first career relief appearance pitching one inning allowing a run with a walk against La Salle (3/1)... shined in only midweek start of the season while earning second win of the season pitching seven shutout innings allowing just one hit with a season-high 12 strikeouts with just one walk in a 6-0 shutout over Utah Valley (3/13) throwing 102 pitches... struck out at least one batter in 6-of-7 innings pitched... struck out multiple batters in five separate innings (1st, 3rd, 5th, 6th, 7th)... struck out the side in the first inning, which marked the first by a Red Raider since 2011 (Daniel Coulombe, vs. Northern Illinois)... retired the first seven batters in a row, five coming by strikeout... retired 14 consecutive batters from the 3rd-to-7th inning... became the fourth Red Raider during the season with at least 10 strikeouts in a game (Trey Masek, Jonny Drozd, Dominic Moreno)... tied for the team lead for the most strikeouts in a single-game during the season (Trey Masek – 12 vs. La Salle)... pitched a season-high 7.1 innings in a Big 12 start against TCU (3/29) allowing three runs on six hits with two strikeouts and three walks also recording a season-high 106 pitches during a 4-1 loss... 7.1 innings pitched marked the longest start by a Red Raider in a Big 12 career starting debut since 2011 (Brennan Stewart – 7.1 IP at No. 4 Texas)... pitched two scoreless innings in relief allowing one hit and two walks with a strikeout at No. 13 Arizona State (5/15).

### CISCO COLLEGE

Played at Cisco College for one season (2012) for head coach David White... helped lead team to its first-ever NJCAA Region V championship and to Cisco's first appearance at the JUCO World Series in Grand Junction, Colo. with an overall record of 45-14... named an honorable mention All-American, NJCAA All-Region V and North Texas Junior College Athletic Conference All-Conference... named NTJAC Pitcher of the Year... went 11-1 with a 1.39 ERA in 14 appearances (12 starts) with 78 innings, 70 hits allowed, 12 earned runs allowed and struck out 48 batters with 17 walks allowed... also batted .385 (10-for-26)



with three doubles, one triple and three RBI... **NJCAA RANKINGS:** eighth in ERA (1.39)... eighth in wins (11)... **NTJCAC RANKINGS:** led the league in ERA (1.39) and wins (11)... 10th in innings pitched (78)... 14th in opponent batting average (.240)... 18th in strikeouts (48)... pitched at least six innings during nine starts – including his last eight of the season... struck out at least three batters six times... recorded a season-high eight strikeouts against Grayson (3/17).

**HIGH SCHOOL**

A three-year varsity letterwinner at Kennedale High School for head coach Jet Teague... as a senior posted a 1.32 ERA in 60 innings and tallied a .405 batting average... earned first team all-state, 3A Player of the Year and was named the district most valuable player... also earned first team all-district as a junior in 2010... also lettered three years in basketball and two years in football... received second team all-district in basketball as a senior and named honorable mention all-district as a sophomore in 2009... collected all-district honors in back-to-back football seasons earning first team as a senior (2010) and second team as a junior (2009)... also received first team all-area in football in 2010.

**PERSONAL**

Corey David Taylor... born January 8, 1993, in San Antonio, Texas... son of Jake and Molly Taylor... has two brothers, Josh and Jared... father, Jake, played football at Texas Southern... an education major at Texas Tech.







COREY TAYLOR - 2013 GAME-BY-GAME STATISTICS

| Date   | Opponent           | GS | IP   | H  | R  | ER | BB | SO | 2B | 3B | HR | WP | BK | HBP | IBB | Score   | W-L | Sv | ERA   | NP  |
|--------|--------------------|----|------|----|----|----|----|----|----|----|----|----|----|-----|-----|---------|-----|----|-------|-----|
| Feb 16 | NORTHERN COLORA    | *  | 6.0  | 5  | 1  | 1  | 1  | 4  | 2  | 0  | 0  | 0  | 0  | 0   | 0   | 10-1    | 1-0 | 0  | 1.50  | 90  |
| Feb 23 | at UCF             | *  | 4.0  | 10 | 10 | 9  | 1  | 3  | 3  | 1  | 2  | 0  | 0  | 1   | 0   | 8-13    | 1-1 | 0  | 9.00  | 81  |
| Mar 01 | LA SALLE           |    | 1.0  | 1  | 1  | 1  | 1  | 0  | 0  | 0  | 0  | 0  | 0  | 0   | 0   | 5-6     | 1-2 | 0  | 9.00  | 10  |
| Mar 03 | LA SALLE           |    | 1.1  | 0  | 0  | 0  | 0  | 1  | 0  | 0  | 0  | 0  | 0  | 0   | 0   | 7-0     | 1-2 | 0  | 8.03  | 8   |
| Mar 05 | at Arizona         |    | 0.0  | 1  | 1  | 1  | 0  | 0  | 1  | 0  | 0  | 0  | 0  | 0   | 0   | 2-6     | 1-2 | 0  | 8.76  | 1   |
| Mar 09 | UT ARLINGTON       |    | 1.0  | 1  | 1  | 1  | 0  | 2  | 0  | 1  | 0  | 0  | 0  | 0   | 0   | 4-1     | 1-2 | 0  | 8.78  | 14  |
| Mar 10 | UT ARLINGTON       |    | 0.0  | 1  | 2  | 2  | 1  | 0  | 0  | 0  | 1  | 0  | 0  | 0   | 0   | 12-13   | 1-2 | 0  | 10.12 | 8   |
| Mar 13 | UTAH VALLEY        | *  | 7.0  | 1  | 0  | 0  | 1  | 12 | 0  | 0  | 0  | 0  | 0  | 0   | 0   | 6-0     | 2-2 | 0  | 6.64  | 102 |
| Mar 19 | ARIZONA STATE      |    | 1.1  | 0  | 0  | 0  | 3  | 1  | 0  | 0  | 0  | 0  | 0  | 0   | 0   | 8-7     | 2-2 | 0  | 6.23  | 34  |
| Mar 23 | at West Virginia-2 |    | 4.0  | 2  | 2  | 1  | 2  | 1  | 1  | 0  | 0  | 1  | 1  | 0   | 0   | 1-3     | 2-2 | 0  | 5.61  | 61  |
| Mar 29 | TCU                | *  | 7.1  | 6  | 3  | 3  | 3  | 2  | 1  | 1  | 0  | 0  | 1  | 1   | 0   | 1-4     | 2-3 | 0  | 5.18  | 106 |
| Apr 07 | at Kansas State    | *  | 4.1  | 7  | 5  | 5  | 2  | 0  | 2  | 1  | 0  | 0  | 1  | 0   | 0   | 2-12    | 2-4 | 0  | 5.79  | 69  |
| Apr 16 | at Rice            |    | 1.2  | 3  | 2  | 2  | 2  | 0  | 0  | 0  | 1  | 0  | 0  | 0   | 0   | 2-11    | 2-4 | 0  | 6.00  | 42  |
| Apr 21 | KANSAS             | *  | 3.0  | 6  | 5  | 5  | 1  | 2  | 2  | 0  | 0  | 0  | 0  | 0   | 0   | 16-5    | 2-4 | 0  | 6.64  | 51  |
| Apr 30 | NEW MEXICO         |    | 1.0  | 5  | 3  | 3  | 0  | 0  | 2  | 0  | 0  | 0  | 0  | 0   | 0   | 12-8    | 2-4 | 0  | 7.12  | 24  |
| May 04 | OKLAHOMA STATE     |    | 4.1  | 5  | 5  | 3  | 2  | 1  | 2  | 0  | 1  | 1  | 0  | 1   | 0   | 5-11    | 2-4 | 0  | 7.04  | 80  |
| May 15 | at Arizona State   |    | 2.0  | 1  | 0  | 0  | 2  | 1  | 0  | 0  | 0  | 0  | 1  | 0   | 0   | 5-8     | 2-4 | 0  | 6.75  | 31  |
| May 18 | BAYLOR             | *  | 3.1  | 7  | 5  | 5  | 1  | 1  | 2  | 1  | 0  | 0  | 0  | 1   | 0   | 8-15    | 2-5 | 0  | 7.18  | 70  |
| Totals |                    | 7  | 52.2 | 62 | 46 | 42 | 23 | 31 | 18 | 5  | 5  | 2  | 4  | 4   | 0   | 114-124 | 2-5 | 0  | 7.18  | -   |

# 38



## JOHNATHON TRIPP

**6-5 • 190 • RHP/UTL • R/R • So. • 1L**  
**Spring, Texas • Klein**

### CAREER-HIGHS:

Innings Pitched: \_\_\_\_\_ 5.1, at Arizona (3/6/13)  
 Longest Start (IP): \_\_\_\_\_ 5.1, at Arizona (3/6/13)  
 Shortest Start (IP): \_\_\_\_\_ 1.1, at Dallas Baptist (4/9/13)  
 Longest Relief Outing (IP): \_\_\_\_\_ 5.0, vs. Kansas (4/21/13)  
 Hits Allowed: \_\_\_\_\_ 8, at Arizona (3/6/13)  
 Runs Allowed: \_\_\_\_\_ 7, at Dallas Baptist (4/9/13)  
 ER Allowed: \_\_\_\_\_ 7, at Dallas Baptist (4/9/13)  
 Walks: \_\_\_\_\_ 3, vs. Kansas (4/21/13)  
 Strikeouts: \_\_\_\_\_ 4 2x, vs. Kansas (4/21/13)\*  
 Wild Pitches: \_\_\_\_\_ 1 5x, at Oklahoma (4/28/13)\*  
 Hit Batters: \_\_\_\_\_ 1 5x, at Oklahoma (4/28/13)\*  
 HR Allowed: \_\_\_\_\_ 2, at Dallas Baptist (4/9/13)  
 Pitch Count: \_\_\_\_\_ 75 2x, vs. Kansas (4/21/13)\*

\* Indicates most recent high

## DID YOU KNOW?

Tripp set a new school record for saves by a freshman (3) while becoming the first Red Raider freshman to lead the team in saves since 1990.



### SUMMER 2013

Played for the Green Bay Bullfrogs in the Northwoods League... helped team finish with a 28-42 overall record and in eighth-place in league standings... made 22 appearances (3 starts) with a 4-1 record, 3.89 ERA, 37.0 innings, allowed 34 hits and 16 earned runs with 31 strikeouts and 16 walks... second on the team in appearances... made starts during each of his final three outings, all coming during the last half of July... pitched a season-high six innings allowing just one run on three hits with a season-high six strikeouts in an 8-5 win during final appearance of the summer against Willmar (7/30).

### 2013 (Freshman)

Academic All-Big 12 Rookie Team (completed 24 credit hours with 3.0 GPA)... made 18 appearances (3 starts) with a 1-2 record, 6.23 ERA, three saves, 39.0 innings, allowed 56 hits and 28 runs (27 earned) with 31 strikeouts and 13 walks while opponents batted .346 allowing three home runs... made the most appearances by a Red Raider freshman since 2009 (Louis Head – 20)... tied for the team lead in saves (Jerad McCrummen)... set a school freshman record for saves in a season... became the first Red Raider freshman to lead the team in saves since 1990 (John Macatee)... **AGAINST NATIONALLY RANKED OPPONENTS**... made five appearances (2 starts) with a 0-1 record, 4.91 ERA, 14.2 innings, allowed 18 hits and eight runs (all earned) with nine strikeouts and two walks... **DURING BIG 12 CONFERENCE PLAY**... made nine appearances (all relief) with a 1-2 record, 4.20 ERA, one save, 15.0 innings, 11 strikeouts and seven walks... led team in Big 12 play in appearances... became the first Red Raider freshman to lead the team in appearances in league play since 1996 (Ralston)... **HOME GAMES**... made nine appearances (1 start) with a 1-1 record, 5.03 ERA, two saves, 19.2 innings, allowed 23 hits and 12 runs (11 earned) with 20 strikeouts and seven walks... led team in saves in home games... one of 10 Red Raiders to not allow a home run at home... **ROAD/NEUTRAL SITE GAMES**... made nine appearances (2 starts) with a 0-1 record, 7.45 ERA, one save, 19.1 innings, allowed 33 hits and 16 runs (all earned) with 11 strikeouts and six walks... **SITUATIONAL**: opposing left-handed batters hit .299 (20-for-67)... opposing right-handed batters hit .379 (36-for-95)... opposing batters hit .317 (26-for-82) with runners on base... opposing batters hit .375 (30-for-80) with the bases empty... opposing batters hit .283 (13-for-46) with two outs... recorded 35 fly outs and 42 ground outs... forced opponents to hit into six ground ball double plays... **MISCELLANEOUS**... all three starts were made in midweek games... two of three saves were multiple inning outings... became the first Red Raider since 2008 (Zach Stewart) to record first two career saves in multiple inning outings... made five scoreless appearances... made nine multiple-inning outings... allowed one or fewer runs in 11-of-18 appearances... struck out multiple batters in 10-of-18 outings... team posted a 9-9 record during 18 appearances... **SEASON HIGHLIGHTS**... made career debut with a three-inning save allowing one run on five hits with four strikeouts and a walk in a 5-1 win over BYU (2/16)... posted second save – also multiple innings – throwing two innings allowing one run and three hits with two strikeouts at FIU (2/26) in an 8-6 win... pitched a season-high 5.1 innings during first career start at defending NCAA College World Series champion, No. 16 Arizona (3/6) leading Tech to a 5-2 win allowing one run on eight hits with three strikeouts and a walk during longest start of the season... earned a no decision pitching four innings in a midweek start against No. 20 Arizona State (3/19) allowing four runs on six hits with three strikeouts in Tech's 8-7 victory while throwing a season-high 75 pitches... notched third save of the season pitching a scoreless inning with two strikeouts against TCU (3/31)... earned first career win during longest relief outing of the season and matching a season-high 75 pitches going five scoreless innings allowing four hits and matching a season-high four strikeouts and issuing a season-high three walks during Tech's 16-5 win over Kansas (4/21)... member of the 2012 Big 12 Commissioner's Fall Academic Honor Roll... member of the 2013 Big 12 Commissioner's Spring Academic Honor Roll.

### HIGH SCHOOL

A two-year varsity letterwinner at Klein High School for head coach Barry Smith... as a senior recorded a 1.70 ERA in 85 innings... also batted .375 with four home runs and 35 RBI... earned district most valuable player... first team all-district... helped lead team to a district championship in 2012... team advanced to the third round of the state tournament... as a junior went 4-2 with a 3.30 ERA and batted .250 with a home run and eight RBI.

### PERSONAL

Johnathon Ernest Tripp... born May 25, 1994, in Lancaster, Ohio... son of Garry and Darlene Tripp... has a younger brother, Christian... father, Garry, played baseball, basketball and tennis at McMurray... mother, Darlene, played volleyball at Southern Illinois... uncle, Tom Tripp, played in the Pittsburgh Pirates organization... a criminology major at Texas Tech.



**JOHNATHON TRIPP - 2013 GAME-BY-GAME STATISTICS**

| Date   | Opponent            | GS | IP   | H  | R  | ER | BB | SO | 2B | 3B | HR | WP | BK | HBP | IBB | Score  | W-L | Sv | ERA  | NP |
|--------|---------------------|----|------|----|----|----|----|----|----|----|----|----|----|-----|-----|--------|-----|----|------|----|
| Feb 16 | BYU                 |    | 3.0  | 5  | 1  | 1  | 1  | 4  | 1  | 0  | 0  | 1  | 0  | 1   | 0   | 5-1    | 0-0 | 1  | 3.00 | 56 |
| Feb 23 | at UCF              |    | 1.1  | 4  | 2  | 2  | 0  | 1  | 1  | 1  | 1  | 0  | 0  | 0   | 0   | 8-13   | 0-0 | 1  | 6.23 | 28 |
| Feb 26 | at FIU              |    | 2.0  | 3  | 1  | 1  | 0  | 2  | 1  | 0  | 0  | 0  | 0  | 0   | 0   | 8-6    | 0-0 | 2  | 5.68 | 32 |
| Mar 06 | at Arizona          | *  | 5.1  | 8  | 1  | 1  | 1  | 3  | 0  | 0  | 0  | 0  | 0  | 1   | 0   | 5-2    | 0-0 | 2  | 3.86 | 70 |
| Mar 12 | UTAH VALLEY         |    | 2.0  | 2  | 2  | 2  | 1  | 3  | 1  | 0  | 0  | 0  | 0  | 0   | 0   | 9-2    | 0-0 | 2  | 4.61 | 28 |
| Mar 16 | at Texas            |    | 0.1  | 1  | 1  | 1  | 1  | 0  | 1  | 0  | 0  | 0  | 0  | 0   | 0   | 1-2    | 0-1 | 2  | 5.14 | 13 |
| Mar 19 | ARIZONA STATE       | *  | 4.0  | 6  | 4  | 4  | 0  | 3  | 1  | 1  | 0  | 0  | 0  | 0   | 0   | 8-7    | 0-1 | 2  | 6.00 | 75 |
| Mar 25 | at New Mexico State |    | 3.2  | 5  | 2  | 2  | 2  | 2  | 2  | 0  | 0  | 1  | 0  | 1   | 0   | 6-7    | 0-1 | 2  | 5.82 | 72 |
| Mar 29 | TCU                 |    | 1.0  | 0  | 1  | 0  | 1  | 0  | 0  | 0  | 0  | 0  | 0  | 1   | 1   | 1-4    | 0-1 | 2  | 5.56 | 13 |
| Mar 31 | TCU                 |    | 1.0  | 0  | 0  | 0  | 0  | 2  | 0  | 0  | 0  | 0  | 0  | 0   | 0   | 8-7    | 0-1 | 3  | 5.32 | 20 |
| Apr 05 | at Kansas State     |    | 0.1  | 2  | 0  | 0  | 0  | 0  | 0  | 0  | 0  | 0  | 0  | 0   | 0   | 5-6    | 0-1 | 3  | 5.25 | 14 |
| Apr 09 | at Dallas Baptist   | *  | 1.1  | 7  | 7  | 7  | 1  | 0  | 3  | 0  | 2  | 1  | 0  | 0   | 0   | 9-10   | 0-1 | 3  | 7.46 | 42 |
| Apr 16 | at Rice             |    | 1.1  | 1  | 0  | 0  | 0  | 2  | 0  | 0  | 0  | 0  | 0  | 0   | 0   | 2-11   | 0-1 | 3  | 7.09 | 24 |
| Apr 19 | KANSAS              |    | 1.1  | 0  | 0  | 0  | 0  | 1  | 0  | 0  | 0  | 1  | 0  | 0   | 0   | 3-4    | 0-1 | 3  | 6.75 | 10 |
| Apr 21 | KANSAS              |    | 5.0  | 4  | 0  | 0  | 3  | 4  | 1  | 0  | 0  | 0  | 0  | 0   | 0   | 16-5   | 1-1 | 3  | 5.73 | 75 |
| Apr 28 | at Oklahoma         |    | 3.2  | 2  | 2  | 2  | 1  | 1  | 0  | 0  | 0  | 1  | 0  | 1   | 0   | 9-3    | 1-1 | 3  | 5.65 | 60 |
| May 05 | OKLAHOMA STATE      |    | 0.1  | 1  | 1  | 1  | 0  | 0  | 1  | 0  | 0  | 0  | 0  | 0   | 0   | 0-3    | 1-2 | 3  | 5.84 | 8  |
| May 16 | BAYLOR              |    | 2.0  | 5  | 3  | 3  | 1  | 3  | 1  | 0  | 0  | 0  | 0  | 0   | 0   | 17-5   | 1-2 | 3  | 6.23 | 43 |
| Totals |                     | 3  | 39.0 | 56 | 28 | 27 | 13 | 31 | 14 | 2  | 3  | 5  | 0  | 5   | 1   | 120-98 | 1-2 | 3  | 6.23 | -  |



# 35



## MATT WITHROW

**6-4 • 215 • RHP • R/R • So. • 1L**  
**Odessa, Texas • Midland Christian**

### CAREER-HIGHS:

Innings Pitched: \_\_\_\_\_ 7.0, vs. La Salle (3/3/13)  
 Longest Start (IP): \_\_\_\_\_ 7.0, vs. La Salle (3/3/13)  
 Shortest Start (IP): \_\_\_\_\_ 2.0, at Texas (3/17/13)  
 Longest Relief Outing (IP): \_\_\_\_\_ 2.2, at Kansas State (4/7/13)  
 Hits Allowed: \_\_\_\_\_ 9, at FIU (2/25/13)  
 Runs Allowed: \_\_\_\_\_ 7, vs. UT Arlington (3/10/13)  
 ER Allowed: \_\_\_\_\_ 7, vs. UT Arlington (3/10/13)  
 Walks: \_\_\_\_\_ 5, vs. TCU (3/31/13)  
 Strikeouts: \_\_\_\_\_ 8, vs. La Salle (3/3/13)  
 Wild Pitches: \_\_\_\_\_ 3, vs. UT Arlington (3/10/13)  
 Hit Batters: \_\_\_\_\_ 2 6x, vs. Dallas Baptist (5/7/13)\*  
 HR Allowed: \_\_\_\_\_ 2, at FIU (2/25/13)  
 Pitch Count: \_\_\_\_\_ 99, vs. Dallas Baptist (5/7/13)

\* Indicates most recent high

## DID YOU KNOW?

Withrow became the first Red Raider freshman to lead the team in starts (12) since 2008. He also tied for the team lead with five wins in 2013.



### SUMMER 2013

Played for the Brewster Whitecaps in the Cape Cod League... helped team to a 14-29 overall record and fifth-place finish in the league standings... made six appearances (2 starts) with a 0-2 record, 6.42 ERA, 14.0 innings, allowed 11 hits and 17 walks with 17 strikeouts... struck out a season-high six batters during final appearance (7/21) going three scoreless innings allowing two walks.

### 2013 (Freshman)

Academic All-Big 12 Rookie Team (completed 24 credit hours with 3.0 GPA)... made 16 appearances (12 starts) with a 5-3 record, 5.90 ERA, combined on two shutouts, 58.0 innings, allowed 65 hits and 40 runs (38 earned) with 52 strikeouts and 36 walks while opponents batted .290 and allowed seven home runs... led the team in wins, starts, wild pitches (7) and hit-by-pitch (17)... became the first Red Raider freshman to lead the team in starts since 2008 (Chad Bettis - 12)... became the first Red Raider freshman to lead the team in wins since 2008 (Chad Bettis - 4)... had the most hit-by-pitch by a Red Raider since 2001 (Chris Phillips - 21 in 137.1 IP)... **AGAINST NATIONALLY RANKED OPPONENTS...** made three appearances (2 starts) with a 1-0 record, 6.97 ERA, 10.1 innings, nine strikeouts and four walks... was 1-of-5 Red Raiders to earn a win against a ranked opponent... **DURING BIG 12 CONFERENCE PLAY...** made five appearances (3 starts) with an 0-1 record, 9.95 ERA, 12.2 innings, 12 strikeouts and 12 walks... **BIG 12 CHAMPIONSHIP...** made first career outing (start) at the Big 12 Championship in the final game of the season against Baylor (5/25) earning the win and posting a 3.60 ERA with five innings pitched, four strikeouts and five walks... became the first Red Raider to win his first career start in the Big 12 Championship since 1998 (Cade Allison - 5.2 IP in start vs. Oklahoma)... became the first Red Raider to win his first career outing in the Big 12 Championship since 2009 (Chad Bettis - 3 IP in relief, vs. Missouri)... **HOME GAMES...** made eight appearances (7 starts) with a 4-0 record, 4.41 ERA, combined on two shutouts, 34.2 innings, allowed 34 hits and 18 runs (17 earned) with 28 strikeouts and 19 walks while opponents batted .268 and allowed two home runs... tied for team lead in wins (Trey Masek) in home games... **ROAD/NEUTRAL SITE GAMES...** made eight appearances (5 starts) with a 1-3 record, 8.10 ERA, 23.1 innings, 24 strikeouts and 17 walks... led team in strikeouts in road/neutral site games... **SITUATIONAL:** opposing left-handed batters hit .304 (28-for-92)... opposing right-handed batters hit .280 (37-for-132)... opposing batters hit .287 (31-for-108) with runners on base... opposing batters hit .293 (34-for-116) with the bases empty... opposing batters hit .347 (25-for-72) with two outs... recorded 47 fly outs and 63 ground outs... forced opponents to hit into seven ground ball double plays... averaged eight strikeouts/9 innings... **MISCELLANEOUS:** made three non-conference weekend starts, three starts in Big 12 play (all series finales), one start in the Big 12 Championship and made five midweek starts (including four in a row from 4/23-5/15)... made three scoreless starts... Red Raiders went 5-1 during his last six starts of the season (3/31-5/25)... allowed two or fewer runs in 10-of-16 outings... pitched at least five innings during five starts (NIU, La Salle, UNM, DBU, Baylor)... made four relief outings, including three on the road (K-State, DBU, Rice)... struck out multiple batters in 13-of-16 appearances... became the first Red Raider with scoreless starts in two of first three career starts since 2005 (Adam Lawford)... struck out at least four batters in 7-of-16 outings... team posted an 8-8 record during 16 appearances (8-4 during 12 starts)... **SEASON HIGHLIGHTS...** made career debut earning first career win pitching six shutout innings allowing just one hit with three strikeouts and a walk against Northern Illinois (2/17) during a 13-0 win... became the first Red Raider newcomer allowing just one hit during career debut start since 2011 (Daniel Coulombe - 1 H, vs. Western Michigan)... became the first Red Raider to allow just one hit (min. 7 IP) in a start since 2012 (Duke von Schamann (1 hit) against No. 31 Missouri State on Opening Day)... earned second win pitching a season-high seven shutout innings allowing just six hits and a walk with a season-high eight strikeouts throwing 97 pitches in a 7-0 shutout win over La Salle (3/3)... struck out at least one batter in each of the first six innings against the Travelers... made longest relief outing of the season during first career relief outing pitching 2.2 innings throwing 47 pitches while giving up five runs on five hits with three strikeouts at Kansas State (4/7)... pitched 4.1 scoreless innings in a start against New Mexico State (4/23) earning a no decision allowing four hits and three walks with a strikeout during a 6-1 win... recorded third win of the season pitching 5.1 innings during a start against No. 17 New Mexico (4/30) allowing three runs on eight hits with three strikeouts and two walks during a 12-8 win... picked up fourth win of the season pitching five innings allowing just one run on five hits with four strikeouts and three walks against Dallas Baptist (5/7) with a season-high 99 pitches... earned Tech's only win in the Big 12 Championship getting the start and going five innings allowing two runs on two hits with four strikeouts and matched a season-high five walks against Baylor (5/25) during an 8-2 win throwing 86 pitches... member of the 2012 Big 12 Commissioner's Fall Academic Honor Roll.




## HIGH SCHOOL

A two-year varsity letterwinner at Midland Christian High School for head coach Mike Munguia... drafted in the 37th round (1,146th overall) by the Texas Rangers in the 2012 Major League Baseball First-Year Players Draft... fourth high school right-handed pitcher selected by the Rangers in the draft... helped lead team to a state championship... won seven games while earning second team all-state and all-district... as a junior went 3-1 with 25 innings pitched and 31 strikeouts... also batted .333 as a junior with 24 runs, eight doubles, six home runs and 28 RBI... team went 27-6 with a 10-1 record in district play as a junior... was a member of the National Honor Society for two years.

## PERSONAL

Matthew Glenn Withrow... born September 23, 1993, in Odessa, Texas... son of Mike and Judy Withrow... has two older brothers, Christopher and Stephen... father, Mike, played baseball at Texas (1980-81) and was drafted in the seventh round of the 1981 MLB Draft by the Chicago White Sox... played parts of three seasons in the White Sox organization while advancing to Double-A (1981-84)... brother, Chris, was drafted No. 20 overall in the first round of the 2007 MLB Draft by the Los Angeles Dodgers and spent most of the 2013 season in the big leagues with the Dodgers... a business administration major at Texas Tech.





MATT WITHROW - 2013 GAME-BY-GAME STATISTICS

| Date   | Opponent           | GS | IP  | H    | R  | ER | BB | SO | 2B | 3B | HR | WP | BK | HBP | IBB | Score     | W-L | Sv | ERA  | NP |
|--------|--------------------|----|-----|------|----|----|----|----|----|----|----|----|----|-----|-----|-----------|-----|----|------|----|
| Feb 17 | NORTHERN ILLINOIS  | *  | 6.0 | 1    | 0  | 0  | 1  | 3  | 1  | 0  | 0  | 0  | 0  | 2   | 0   | 13-0      | 1-0 | 0  | 0.00 | 70 |
| Feb 25 | at FIU             | *  | 4.0 | 9    | 6  | 5  | 2  | 4  | 3  | 0  | 2  | 1  | 0  | 0   | 0   | 7-9       | 1-1 | 0  | 4.50 | 85 |
| Mar 03 | LA SALLE           | *  | 7.0 | 6    | 0  | 0  | 1  | 8  | 1  | 0  | 0  | 0  | 0  | 2   | 0   | 7-0       | 2-1 | 0  | 2.65 | 97 |
| Mar 10 | UT ARLINGTON       | *  | 3.0 | 5    | 7  | 7  | 2  | 5  | 2  | 0  | 0  | 3  | 0  | 2   | 0   | 12-13     | 2-1 | 0  | 5.40 | 74 |
| Mar 17 | at Texas           | *  | 2.0 | 3    | 2  | 2  | 2  | 1  | 0  | 0  | 1  | 0  | 0  | 0   | 0   | 4-2       | 2-1 | 0  | 5.73 | 35 |
| Mar 23 | at West Virginia-2 | *  | 4.0 | 2    | 1  | 1  | 2  | 4  | 1  | 0  | 1  | 0  | 0  | 2   | 0   | 1-3       | 2-2 | 0  | 5.19 | 61 |
| Mar 31 | TCU                | *  | 2.2 | 4    | 5  | 4  | 5  | 4  | 0  | 0  | 1  | 0  | 0  | 0   | 0   | 8-7       | 2-2 | 0  | 5.97 | 71 |
| Apr 07 | at Kansas State    |    | 2.2 | 5    | 5  | 5  | 1  | 3  | 1  | 0  | 0  | 0  | 0  | 2   | 0   | 2-12      | 2-2 | 0  | 6.89 | 47 |
| Apr 09 | at Dallas Baptist  |    | 0.2 | 1    | 1  | 1  | 3  | 2  | 0  | 0  | 0  | 0  | 0  | 0   | 0   | 9-10      | 2-3 | 0  | 7.03 | 26 |
| Apr 16 | at Rice            |    | 2.0 | 3    | 1  | 1  | 1  | 3  | 1  | 0  | 0  | 1  | 0  | 1   | 0   | 2-11      | 2-3 | 0  | 6.88 | 43 |
| Apr 23 | NEW MEXICO STATE   | *  | 4.1 | 4    | 0  | 0  | 3  | 1  | 0  | 0  | 0  | 1  | 0  | 1   | 0   | 6-1       | 2-3 | 0  | 6.10 | 94 |
| Apr 30 | NEW MEXICO         | *  | 5.1 | 8    | 3  | 3  | 2  | 3  | 2  | 1  | 0  | 0  | 0  | 1   | 0   | 12-8      | 3-3 | 0  | 5.98 | 87 |
| May 07 | DALLAS BAPTIST     | *  | 5.0 | 5    | 1  | 1  | 3  | 4  | 3  | 0  | 1  | 1  | 0  | 2   | 0   | 7-2       | 4-3 | 0  | 5.55 | 99 |
| May 15 | at Arizona State   | *  | 3.0 | 6    | 4  | 4  | 1  | 3  | 2  | 0  | 1  | 0  | 0  | 0   | 0   | 5-8       | 4-3 | 0  | 5.92 | 54 |
| May 18 | BAYLOR             |    | 1.1 | 1    | 2  | 2  | 2  | 0  | 1  | 0  | 0  | 0  | 0  | 1   | 0   | 8-15      | 4-3 | 0  | 6.11 | 36 |
| May 25 | vs Baylor          | *  | 5.0 | 2    | 2  | 2  | 5  | 4  | 0  | 0  | 0  | 0  | 0  | 1   | 0   | 8-2       | 5-3 | 0  | 5.90 | 86 |
| Totals |                    |    | 12  | 58.0 | 65 | 40 | 38 | 36 | 52 | 18 | 1  | 7  | 7  | 0   | 17  | 0 111-103 | 5-3 | 0  | 5.90 | -  |







# CAREER STATISTICS



**CAREER STATISTICS**

**BRYANT BURLESON**

| Year         | Avg         | GP-GS         | AB         | R         | H         | 2B        | 3B       | HR       | RBI       | TB         | SLG%        | BB        | HBP       | SO        | GDP      | OB%         | SF       | SH       | SB-ATT      | PO         | A          | E FLD%    |             |
|--------------|-------------|---------------|------------|-----------|-----------|-----------|----------|----------|-----------|------------|-------------|-----------|-----------|-----------|----------|-------------|----------|----------|-------------|------------|------------|-----------|-------------|
| 2012         | .246        | 46-36         | 142        | 15        | 35        | 12        | 1        | 0        | 20        | 49         | .345        | 13        | 4         | 22        | 5        | .325        | 1        | 3        | 2-4         | 35         | 120        | 4         | .975        |
| 2013         | .275        | 55-55         | 204        | 27        | 56        | 12        | 0        | 0        | 30        | 68         | .333        | 25        | 10        | 39        | 4        | .378        | 2        | 2        | 2-6         | 96         | 155        | 8         | .969        |
| <b>TOTAL</b> | <b>.263</b> | <b>101-91</b> | <b>346</b> | <b>42</b> | <b>91</b> | <b>24</b> | <b>1</b> | <b>0</b> | <b>50</b> | <b>117</b> | <b>.338</b> | <b>38</b> | <b>14</b> | <b>61</b> | <b>9</b> | <b>.357</b> | <b>3</b> | <b>5</b> | <b>4-10</b> | <b>131</b> | <b>275</b> | <b>12</b> | <b>.971</b> |

**TIM PROUDFOOT**

| Year         | Avg         | GP-GS          | AB         | R         | H         | 2B        | 3B       | HR       | RBI       | TB         | SLG%        | BB        | HBP      | SO        | GDP      | OB%         | SF       | SH        | SB-ATT     | PO         | A          | E FLD%    |             |
|--------------|-------------|----------------|------------|-----------|-----------|-----------|----------|----------|-----------|------------|-------------|-----------|----------|-----------|----------|-------------|----------|-----------|------------|------------|------------|-----------|-------------|
| 2012         | .237        | 54-54          | 207        | 33        | 49        | 14        | 5        | 2        | 29        | 79         | .382        | 15        | 5        | 49        | 5        | .300        | 3        | 11        | 4-5        | 78         | 169        | 11        | .957        |
| 2013         | .233        | 53-52          | 176        | 28        | 41        | 5         | 2        | 3        | 34        | 59         | .335        | 22        | 2        | 30        | 2        | .319        | 4        | 1         | 1-1        | 57         | 188        | 11        | .957        |
| <b>TOTAL</b> | <b>.235</b> | <b>107-106</b> | <b>383</b> | <b>61</b> | <b>90</b> | <b>19</b> | <b>7</b> | <b>5</b> | <b>63</b> | <b>138</b> | <b>.360</b> | <b>37</b> | <b>7</b> | <b>79</b> | <b>7</b> | <b>.309</b> | <b>7</b> | <b>12</b> | <b>5-6</b> | <b>135</b> | <b>357</b> | <b>22</b> | <b>.957</b> |

**MASON RANDOLPH**

| Year         | Avg         | GP-GS        | AB         | R         | H         | 2B        | 3B       | HR       | RBI       | TB        | SLG%        | BB        | HBP       | SO        | GDP      | OB%         | SF       | SH       | SB-ATT     | PO         | A         | E FLD%   |             |
|--------------|-------------|--------------|------------|-----------|-----------|-----------|----------|----------|-----------|-----------|-------------|-----------|-----------|-----------|----------|-------------|----------|----------|------------|------------|-----------|----------|-------------|
| 2011         | .192        | 25-14        | 52         | 7         | 10        | 4         | 0        | 0        | 4         | 14        | .269        | 5         | 7         | 18        | 0        | .333        | 2        | 2        | 0-0        | 29         | 2         | 2        | .939        |
| 2012         | .298        | 17-10        | 47         | 6         | 14        | 3         | 0        | 1        | 9         | 20        | .426        | 8         | 0         | 13        | 0        | .393        | 1        | 1        | 0-0        | 65         | 11        | 3        | .962        |
| 2013         | .233        | 44-42        | 133        | 25        | 31        | 4         | 0        | 2        | 15        | 41        | .308        | 27        | 4         | 41        | 1        | .376        | 1        | 0        | 0-1        | 310        | 36        | 3        | .991        |
| <b>TOTAL</b> | <b>.237</b> | <b>86-66</b> | <b>232</b> | <b>38</b> | <b>55</b> | <b>11</b> | <b>0</b> | <b>3</b> | <b>28</b> | <b>75</b> | <b>.323</b> | <b>40</b> | <b>11</b> | <b>72</b> | <b>1</b> | <b>.369</b> | <b>4</b> | <b>3</b> | <b>0-1</b> | <b>404</b> | <b>49</b> | <b>8</b> | <b>.983</b> |





# NEWCOMERS

25



## MATT BROADBENT

5-10 • 190 • INF • R/R • Fr. • HS  
Cypress, Texas • Cypress Woods

### HIGH SCHOOL

A three-year varsity letterwinner at Cypress Woods High School for head coach Thomas Loria... as a senior batted .430 with 21 doubles, three triples, 13 home runs and 40 RBI with five stolen bases... earned first team all-district and named All-Greater Houston (shortstop)... as a junior batted .433 while earning all-district honors... Perfect Game Honorable Mention Preseason High School Underclassmen All-America... named First Team 17-5A All-District as a sophomore in 2011... also named to Team Texas following sophomore season in 2011... Perfect Game Honorable Mention Preseason High School Underclassmen All-America... Perfect Game: South Underclass Top Prospect in 2011...  
**CHOSE TEXAS TECH OVER:** Texas A&M.

### PERSONAL

Matthew David Broadbent... born March 28, 1994, in Colorado Springs, Colo... son of John Broadbent and Tina Gately... has two older siblings, Alex Broadbent and Ashley Broadbent, and one younger sibling, Abbey Reed... an environmental engineering major at Texas Tech.

36



## TY DAMRON

6-2 • 195 • LHP • L/L • Fr. • HS  
Krum, Texas • Krum

### HIGH SCHOOL

A four-year varsity letterwinner at Krum High School for head coach Ray Miller... drafted in the 13th round (394th overall) by the Los Angeles Dodgers in the 2013 Major League Baseball First-Year Players Draft... was the only draft selection the Dodgers didn't sign that was taken in the top 15 rounds... was the highest selected high school pitcher by the Dodgers during the 2013 draft... became the highest drafted incoming Red Raider to make it to campus since 2007 (RHP Chad Bettis – 8th Round, Houston)... as a senior went 8-2 with a 1.00 ERA with 138 strikeouts and just 40 walks allowed... earned first team all-district... named District 9-3A Pitcher of the Year... received first team all-state and named all-area MVP... during Class 3A regional quarterfinals, struck out 17 batters during a no-hitter allowing just one walk... also struck out 15 batters in the regional playoffs during a one-hit performance... helped lead team to regional and area quarterfinals as a senior... also named first team all-district as a sophomore and junior... member of regional and state title teams as a prep... played summer baseball for Texas Stix for coaches Nick Heitz, Shane Davenport and Brett Ray.

### PERSONAL

Ty O'Daniel Damron... born July 28, 1994, in Denton, Texas... son of James and Tresia Damron... has an older sister, Ashley... cousin, Bryan Bohannon, pitched 12 years in the big leagues with six organizations, including the Rangers (1990-94), Tigers (1995), Blue Jays (1996), Mets (1997-98), Dodgers (1998) and Rockies (1999-2001) while making 304 appearances (157 starts) with 54 career wins... an exercise and sport science major at Texas Tech.

49

**BLAKE DOUGLAS**

6-6 • 225 • RHP • R/R • RS So. • TR

McKinney, Texas • McKinney Boyd • Weatherford College

**WEATHERFORD COLLEGE**

Played at Weatherford College for one season (2013) for head coach Jeff Lightfoot... made 17 appearances (11 starts) with a 2-3 record, 4.50 ERA, two complete games, 68.0 innings, allowed 68 hits and 43 runs (34 earned) with 43 strikeouts and 40 walks... made five scoreless appearances... top performance was throwing a nine-inning, complete game allowing one run on seven hits with three strikeouts and a walk in a victory over Cisco College (5/1).

**TEXAS STATE UNIVERSITY**

Redshirted during the 2011-12 year... did not play.

**HIGH SCHOOL**

A two-year varsity letterwinner at McKinney Boyd High School for head coach Brandon Milam... as a senior went 6-3 on the mound... named first team all-district in 2011... as a junior went 7-0 while earning first team all-district as a first baseman... earned Kilgore All-Tournament Team honors in 2010... named the Lions Club Student of the Month (Dec. 2010).

**PERSONAL**

Blake Ryan Douglas... born December 8, 1992, in Dallas, Texas... son of Tod and Teresa Douglas... has a younger sister, Kelly... uncle, Larry Edmondson, played football at Texas A&M and is currently the quarterbacks coach at Rice... a business finance major at Texas Tech.

41

**DYLAN DUSEK**

6-1 • 190 • LHP • L/L • Fr. • HS

Sugar Land, Texas • Kempner

**HIGH SCHOOL**

A three-year varsity letterwinner at Kempner High School for head coach Marc Jones... posted a 26-6 record during prep career... as a senior went 9-2 with 10 complete games, 1.72 ERA, 100 strikeouts and pitched 77.0 innings... also batted .382 with 19 doubles, one home run, 36 RBI and seven stolen bases... earned all-state honors and selected to play in all-state game... earned first team all-district (pitcher) and was selected First Team All-Houston (pitcher, first base, utility)... recognized as team most valuable player and team's most valuable pitcher... as a junior made 11 starts with a 5-1 record, 1.03 ERA with 30 innings pitched and posted 50 strikeouts... batted .341 with four home runs and 21 RBI... team advanced to regional finals with a 30-7-1 overall record... earned First Team All-District 23-5A (utility)... Second Team Houston 5A Baseball (outfielder)... Honorable Mention All-Houston 5A (pitcher)... earned Houston 5A Pitcher of the Week (Week 8) allowing one hit with 16 strikeouts against Marshall High School to clinch a playoff berth... helped team to a 35-7 overall record... as a sophomore made 10 starts with a 6-1 record... earned Second Team All-Sun (pitcher)... helped lead team to a 21-12 overall record... Academic Excellence (2010-13)... National Honor Society (2011-13)... Spanish Honor Society (2010-13)... **CHOOSE TEXAS TECH OVER:** TCU, Tulane and Texas State.

**PERSONAL**

Dylan Andrew Dusek... born February 20, 1995, in Richmond, Texas... son of Patrick and Cheryl Dusek... has a younger brother, Logan... aunt, Donna Schorlemmer, played volleyball at Texas State (Southwest Texas) in 1977... a business accounting major at Texas Tech.



16



## TYLER FLOYD

5-9 • 195 • C • R/R • So. • TR

Stephenville, Texas • Stephenville • McLennan CC

### SUMMER 2013

Played for the Liberal Bee Jays in the Jayhawk League...helped team to a 27-19 overall record and to a fourth-place finish in the league standings... played in 13 games while batting .283.

### McLENNAN COMMUNITY COLLEGE

Played at McLennan Community College for one season (2013) for head coach Pete Mejia... batted .280 with 10 stolen bases and tallied a perfect 1.000 fielding percentage behind the plate... earned a 4.0 grade-point-average in both the fall and spring semesters... **CHOSE TEXAS TECH OVER:** Baylor.

### HIGH SCHOOL

A three-year varsity letterwinner at Stephenville High School for head coach James Boxley... as a senior batted .365 with 24 stolen bases... third team all-state... First Team All-Big Country... two-time District 8-4A Defensive Most Valuable Player... First Team All-District 8-4A... honorable mention all-state as a junior in 2011... District 8-4A Defensive Most Valuable Player as a junior in 2011... also competed in football and basketball while in high school... earned first team all-district in football in 2009 and 2010... First Team All-Big Country in 2010 (outside linebacker)... helped lead team to a district championship in 2009 and to the state quarterfinals in 2010... member of the A-Honor Roll for all four years while graduating with a perfect 4.0 grade-point-average.

### PERSONAL

Tyler Ray Floyd... born October 25, 1993, in Texarkana, Texas... son of Darrell and Cheryl Floyd... has a sister, Brittany, who also attends Texas Tech... an exercise and sport science major at Texas Tech.

45



## HEATH HERRINGTON

6-0 • 185 • RHP • R/R • RS Jr. • RS

Amarillo, Texas • Amarillo • Cisco College

### 2013 (Junior)

Medical redshirt... member of the 2013 Big 12 Commissioner's Spring Academic Honor Roll (Dean's List).

### CISCO COLLEGE

Played at Cisco College for two seasons (2011-2012) for head coach David White... in 2012 earned First Team NJCAC All-Conference... named NJCAA Player of the Week... as a sophomore pitched in relief with a 2-0 record, 0.48 ERA (1 ER allowed) and nine saves in 18.2 innings with 32 strikeouts and 10 walks allowed... also played in 34 games as a position player while batting .341 (30-for-88) with four doubles, four triples, three home runs and 21 RBI with nine stolen bases... **NJCAA RANKINGS:** 10th in saves (9)... **NTJAC RANKINGS:** second in saves (9)... fifth in triples (4)... 14th in batting average (.341)... 19th in stolen bases (9)... three saves came while pitching in multiple innings... posted multiple strikeouts nine times... pitched final nine appearances without allowing an earned run... tallied 10 multi-hit games... hit safely in 12-of-14 games to finish the regular season... helped lead team to a North Texas Junior College Athletic Conference championship with a 46-13 overall record and 24-8 league mark... won the NJCAA Region V Tournament title and helped lead program to its first-ever appearance at the NJCAA JUCO World Series in Grand Junction, Colo... as a freshman played in 15 games batting .304 (14-for-46) with three doubles, one home run and seven RBI... named to the Cisco College Presidents List (2010-12) during both years and named to the Who's Who Among Students in American Universities and Colleges (2011).

### HIGH SCHOOL

A two-year varsity letterwinner at Amarillo High School for head coach Gary Hix... as a senior pitched 20.6 innings with a 2.04 ERA... also batted .353 with nine doubles, three triples, four home runs, 31 RBI, six stolen bases and 12 walks with a .444 on-base percentage and .586 slugging percentage... earned honorable mention all-district and received the 2010 Gold Glove Award... also earned honorable mention all-district as a junior in 2009 along with being named the athlete of the week twice in 2009 and received the Randy Keller Memorial Baseball Scholarship... played on several elite summer programs, including Elk City Travelers, Oklahoma City Ambassadors and Amarillo Baseball Association Titans... also lettered two years in football (running back)... received district MVP honors as a senior and also earned all-region recognition... received academic all-state honors in both football and baseball in 2009-2010... also participated in National Honor Society for two years.

### PERSONAL

Michael Heath Herrington... born September 17, 1991, in San Angelo, Texas... son of Lance and Lori Herrington... has a younger brother, Blake... an exercise and sport science major at Texas Tech.

# 39



## BROCK HUNT

**6-2 • 185 • RHP • R/R • RS So. • TR**  
**Madison, Miss. • Madison Central • Howard College**

### HOWARD COLLEGE

Played at Howard College for one season (2013) for head coach Britt Smith... made 15 appearances with a 3-4 record, 3.03 ERA, two saves, 29.2 innings pitched with 24 strikeouts and nine walks... **CHOSE TEXAS TECH OVER:** Southeastern Louisiana and Louisiana-Monroe.

### THE UNIVERSITY OF SOUTHERN MISSISSIPPI

Redshirted during the 2011-12 year... did not play.

### HIGH SCHOOL

A two-year varsity letterwinner at Madison Central High School for head coach Graig Perry... as a senior made 14 appearances with a 4-1 record, 0.51 ERA, two saves with 27.1 innings pitched... earned first team all-state and first team all-metro... helped lead team to the 2009 state championship.

### PERSONAL

Brock David Hunt... born August 30, 1992, in Jackson, Miss... son of David and Elise Hunt... has two older sisters, Angie and Megan... an energy commerce major at Texas Tech.

# 9



## ADAM KIRSCH

**6-1 • 210 • OF • R/R • RS Sr. • TR**  
**Spring, Texas • Spring • FIU**

### SUMMER 2013

Played for the Edenton Steamers in the Coastal Plains League... team was ranked as high as No. 3 nationally during the summer by Perfect Game in the national team rankings... finished the summer 45-15 overall while winning the first-half and second-half championships... named Coastal Plains League All-Star... participated in All-Star Game Home Run Derby hitting 22 home runs... set Edenton franchise record and led the Coastal Plains League with 22 doubles... played in 46 games (41 starts) batted .269 (42-for-156) with 19 runs, 22 doubles, five home runs, 36 RBI, 23 walks, .506 slugging percentage and .372 on-base percentage.

### FLORIDA INTERNATIONAL UNIVERSITY

Played at FIU for one season (2012) for head coach Turtle Thomas... All-Sun Belt Conference (2nd Team)... ranked second in the Sun Belt Conference in doubles (13)... played in 50 games (47 starts) batted .287 (52-for-181) with 26 runs, 13 doubles, one triple, six home runs, 41 RBI, 85 total bases, 17 walks, 6-for-8 stolen bases, .470 slugging percentage and .348 on-base percentage while fielding .962 (170 putouts, 9 assists, 7 errors)... **CHOSE TEXAS TECH OVER:** Cal State Fullerton and Texas A&M.

### NORTH CENTRAL TEXAS COLLEGE

Played at North Central Texas College for one season (2011) for head coach Scott Harp... NJCAC All-Conference (1st Team)... NJCAA Region VI All-Region (1st Team)... NJCAA All-America (Honorable Mention)... played in 49 games and batted .469 (75-for-160) with 47 runs, 22 doubles, one triple, 12 home runs, 48 RBI, 135 total bases, 26 walks, only 21 strikeouts, 11-for-13 stolen bases, .844 slugging percentage and a .542 on-base percentage... **NJCAA RANKINGS:** 7th in batting average (.469)... 8th in doubles (22)... 17th in home runs (12)... **NTJAC RANKINGS:** led conference in batting average (.469)... led conference in home runs (12)... led conference in slugging percentage (.844)... led conference in on-base percentage (.542)... second in total bases (135)... third in doubles (22)... fifth in runs (47)... fifth in RBI (48)... sixth in hits (75)... posted 23 multi-hit games, including eight three-hit games and one four-hit game... notched multiple RBI in 13 games, including one three-RBI game and one four-RBI contest... finished the season batting .647 (11-for-17) during the final five games of the season with six runs, three doubles, three home runs and five RBI.

### HIGH SCHOOL

A four-year varsity letterwinner at Spring High School for head coach Doug Rush... batted over .450 during sophomore, junior and senior seasons... hit nine home runs as a senior in 2010... batted .356 as a freshman... earned all-district and all-state during prep career... a four-time all-conference selection.

### PERSONAL

Adam Vincent Kirsch... born November 15, 1990, in Spring, Texas... son of Stanley and Jolene Kirsch... has two siblings, Bryan Kirsch and Vanessa Flowers... a university studies major at Texas Tech.

7



## RYAN LONG

6-1 • 195 • INF • L/R • Fr. • HS  
Crandall, Texas • Crandall

### HIGH SCHOOL

A four-year varsity letterwinner at Crandall High School for head coach Jimmy West... finished prep career with a .421 (139-for-330) career batting average with 122 runs, 44 doubles, 11 triples, 12 home runs, 97 RBI, 59 walks/hit-by-pitch and 43 runs in 110 career games... as a senior batted .493 (37-for-75) with 31 runs, 12 doubles, four triples, five home runs, 20 RBI and 13 stolen bases while receiving 19 walks (9 intentional) as the leadoff batter... 3A Texas High School Baseball Coaches Association All-State... Texas Sports' Writers Association Honorable Mention All-State... selected to the North Texas High School Baseball Coaches Association All-Star Game... earned Academic All-State in three sports (baseball, basketball, football) in 2012-13... as a junior batted .433 (39-for-90) with 34 runs, 17 doubles, two triples, four home runs and 30 RBI with eight stolen bases in 31 games... 3A THSBFA First Team All-State... First Team 13-3A All-District... District 13-3A Offensive Player of the Year... District 13-3A Defensive Player of the Year... as a sophomore batted .402 (39-for-97) with 37 runs, seven doubles, four triples, three home runs and 31 RBI with 17 stolen bases in 32 games... First Team 13-3A All-District... District 13-3A Offensive Player of the Year... as a freshman batted .353 (24-for-68) with 20 runs, eight doubles, one triple and 16 RBI with five stolen bases in 22 games... First Team 13-3A All-District... prep highlights included hitting the game-winning home run in the 11th inning of a playoff game... also hit back-to-back home runs with his brother in the same inning of a district game... played summer baseball for D-Bat Mustangs for coach Matt Spencer and Carey Avants... Avants was an infielder at Texas Tech in 2005... also played summer baseball with the Dallas Tigers for coach Gerald Smiley... member of the Dallas Mustangs summer team... also spent time working with hitting instructor Brett McCabe (former baseball coach at Kansas)... was a varsity letterwinner in football, basketball and golf along with baseball... a two-time all-district selection on the gridiron while playing quarterback, cornerback, punter and kicker... earned second team all-state in 2010 – as the only sophomore on the first or second team... was a guard on the basketball team helping lead the team to an area, bi-district and district titles... active in numerous school, community and volunteer activities... member of Fellowship of Christian Athletes... 2013 Dale Hansen Scholar Athlete... ranked third in graduating class of 175 students... **CHOSE TEXAS TECH OVER:** Arkansas, TCU and Baylor.

### PERSONAL

Matthew Ryan Long... born March 10, 1994, in Dallas, Texas... son of Bob and Sharon Long... a business major at Texas Tech.

29



## ANTHONY LYONS

6-5 • 225 • OF • L/L • Fr. • HS  
Arlington, Texas • Arlington Martin

### HIGH SCHOOL

A two-year varsity letterwinner at Arlington Martin High School for head coach Curt Culbertson... as a senior batted .392 with 15 doubles, six triples, four home runs and 43 RBI... earned first team all-district... named to the Texas High School Baseball Coaches Association All-Star team... also selected to play in the North Texas All-Star Game... helped team to a 36-8-1 overall record in 2013 while winning a district championship and reaching the state semifinals... Perfect Game Honorable Mention Preseason High School Underclassmen All-America in 2012... First Team 4-5A All-District as a junior... helped team to a 36-6 overall record in 2012 while making a state semifinals appearance... perhaps top performance as a junior came against Fort Worth Paschal recording seven RBI with a grand slam... played summer baseball for the Arlington A's for coaches Dave Acton, Andy Adams and Mike Bascik... **CHOSE TEXAS TECH OVER:** Baylor, Arkansas, LSU, Arizona State, Rice, TCU, Oklahoma State and Kansas State.

### PERSONAL

Anthony Dwain Lyons... born May 8, 1995, in Arlington, Texas... son of Anthony, Sr. and Kathleen Lyons... has a younger sister, Jasmine... father, Anthony, Jr., played football at UT Arlington... uncle, Kenneth Lyons, is arguably the greatest men's basketball player in North Texas history... holds career, season and game scoring records at UNT while averaging 21 points and nine rebounds per game and is the school's only two-time All-American during a standout career (1980-83)... was a second round NBA Draft selection by the Philadelphia 76ers in 1983 ... a biology major at Texas Tech.



# 44



## RYAN MOSELEY

**6-3 • 185 • RHP • R/R • Fr. • HS**  
**Lubbock, Texas • Lubbock Cooper**

### HIGH SCHOOL

A three-year varsity letterwinner at Lubbock Cooper High School for head coach Terry Baxter... drafted in the 36th round (1,088 overall) by the Tampa Bay Rays in the 2013 Major League Baseball First-Year Players Draft... was the third high school right-handed pitcher taken by the Rays... became the 14th incoming Red Raider to be selected in the MLB Draft and make it to Tech's campus for his Red Raider career since 2007... as a senior went 10-2 with a 1.78 ERA with 111 strikeouts in 78.2 innings... Texas High School Baseball Coaches Association First Team All-State... Texas Sports Writers' Association Second Team All-State... all-south plains... All-City Pitcher of the Year... District Pitcher of the Year... Perfect Game: No. 160 National High School Prospect (Right-Handed Pitchers)... Perfect Game: No. 57 Texas High School Prospect... Perfect Game: No. 37 Texas High School Prospect (Right-Handed Pitchers)... as a junior batted .457 with 20 RBI and a .519 on-base percentage... THSBCA First Team 3A All-State... TSWA Honorable Mention All-State... first team all-district... first team all-city... first team all-south plains... two-time Under Armour Preseason All-American... helped team to a 30-5 record and a regional semifinal in 2012... batted .310 with 16 RBI and a .406 on-base percentage as a sophomore... played summer baseball for ABA for coach Ryan Brewer... earned two varsity letters playing football... as a senior in football earned all-district, all-city, all-south plains and named honorable mention all-state in 2012 at wide receiver... second team all-district in 2011... helped football team to a 2011 district championship and to an area finalist appearance... **CHOSE TEXAS TECH OVER:** Arkansas, Oregon, TCU and Mississippi State.

### PERSONAL

Ryan Marshall Moseley... born October 6, 1994, in Lubbock, Texas... son of Kevin and Kevann Moseley... has an older brother, Zachary, who also attends Texas Tech University... a business major at Texas Tech.

# 26



## NICK PETTUS

**5-11 • 180 • RHP/INF • R/R • Jr. • TR**  
**Broken Arrow, Okla. • Broken Arrow • Seminole State**

### SUMMER 2013

Played for the Wisconsin Rapids Rafters in the Northwoods League... helped team to a 31-39 overall record... made 14 appearances (1 start) with a 1-2 record, 5.17 ERA, three saves, 24.1 innings, allowed 27 hits and 14 runs (all earned) with 22 strikeouts and 12 walks.

### SEMINOLE STATE COLLEGE

Played at Seminole State College for two seasons (2012-13) for head coach Jeff Shafer... as a sophomore went 2-1 with two saves and 12.0 innings with 16 strikeouts and two walks... helped team to a 39-18 overall record in 2013... in 2012 earned first team all-conference... as a freshman made 27 appearances with a 4-2 record, 1.53 ERA, nine saves, 35.1 innings, allowed 27 hits and 16 runs (6 earned) with 43 strikeouts and six walks allowed... **NJCAA RANKINGS:** 12th in saves (9)... 13th in ERA (1.53)... team posted a 41-15 overall record during freshman season in 2012... **CHOSE TEXAS TECH OVER:** Oklahoma State and Houston.

### HIGH SCHOOL

A four-year varsity letterwinner at Broken Arrow High School for head coach Shannon Dobson... as a senior went 3-0 with a 0.60 ERA in 12 appearances with 23.1 innings with 38 strikeouts and three walks... also batted .341 (30-for-88) with six doubles, six home runs and 24 RBI... helped lead team to a 36-2 overall record as a senior... Perfect Game: No. 453 National High School Prospect... Perfect Game: No. 28 National High School Prospect (Middle Infielders)... Perfect Game: No. 10 Oklahoma High School Prospect... Perfect Game: No. 1 Oklahoma High School Prospect (Middle Infielders)... Rawlings/Perfect Game Second Team High School All-West Region... Rawlings Perfect Game High Honorable Mention High School Preseason All-American in 2011... Rawlings Perfect Game Honorable Mention Preseason High School Underclassmen All-American in 2010.

### PERSONAL

Nick Vaughn Pettus... born December 3, 1992, in Tulsa, Okla... son of Matt and Deb Pettus... has two older siblings, brother, Nate, and sister, Natulie... brother, Nate, was drafted in the 27th round (812 overall) by the Houston Astros in the 2008 Major League Baseball First-Year Players Draft... played five minor league seasons with the Astros... played college baseball at Eastern Oklahoma College... an energy commerce major at Texas Tech.

5



## HUNTER REDMAN

6-0 • 190 • C • R/R • Jr. • TR

Midland, Texas • Midland Christian • Midland College

### SUMMER 2013

Played for the Chatham Anglers in the Cape Cod League... helped team to a 26-17 overall record and to a league title during the regular season while capturing the Eastern Division crown... played in 12 games batting .258 (8-for-31) with two runs, an RBI, walk and one stolen base.

### MIDLAND COLLEGE

Played at Midland College for one season (2013) for head coach David Coleman... helped team to a 48-15 overall record while winning the Western Junior College Athletic Conference title, NJCAA Region V championship and making an appearance at the JUCO World Series in Grand Junction, Colo... team posted a 1-2 record in World Series play... WJCAC Honorable Mention All-Conference... played 52 games (49 starts) batting .349 (65-for-186) with 45 runs, 10 doubles, one triple, two home runs, 46 RBI, 14 walks, eight hit-by-pitch, only 19 strikeouts, 6-of-7 stolen bases, .446 slugging percentage and .414 on-base percentage... **WJCAC RANKINGS:** 11th in at-bats (186)... 15th in RBI (46)... 17th in hits (65)... 18th in runs (45)... posted 19 multi-hit games, including three games with three hits and two four-hit games... notched 14 multiple RBI games, including five games with three RBI and one four-RBI contest... went 4-for-5 with four runs, a double and three RBI against McLennan (2/16)... went 4-for-4 with four runs, a double and a triple against El Paso (3/23)... led the way in the opening game at the JUCO World Series going 3-for-4 with three RBI in a 12-2 victory over Kaskaskia (5/25)... **CHOSE TEXAS TECH OVER:** Southern Mississippi.

### UNIVERSITY OF TEXAS

Played at Texas for one season (2012) for head coach Augie Garrido... helped team to a 30-22 overall record and 14-10 record in Big 12 play... played in four games (0 starts) going 0-for-3... worked with three Longhorn pitchers that were selected in the 2012 MLB Draft.

### HIGH SCHOOL

A four-year varsity letterwinner at Midland Christian High School for head coach Mike Munguia... batted .423 as a senior... selected team's Defensive Most Valuable Player as a junior and senior... earned first team all-state honors as a senior and named first team all-district as a sophomore... helped team to a district title as a senior in 2011... also played football as a prep... four-time all-district selection as a running back while being named Offensive Most Valuable Player and earning all-state honors as a senior... helped high school baseball and football teams to district titles during senior season.

### PERSONAL

Hunter Ridge Redman... born August 25, 1992, in Lubbock, Texas... son of Dale and Penny Redman... father, Dale, was a four-year letterwinner (1981-84) in the Red Raider baseball program and finished career batting .324 in 1984... has two older siblings, sister, Rachel, and brother, Reid... brother, Reid, was a two-year letterwinner (2011-12) at Texas Tech as a third baseman and was drafted twice while at Tech by the Los Angeles Dodgers (2011 - 37th Round) and Tampa Bay Rays (2012 - 23rd Round)... is currently a pitcher in the Florida Marlins organization... was a .322 (105-for-326) career hitter in 92 games (91 starts) with 19 doubles and 52 RBI while considered the best defensive third basemen at Tech in over a decade... a natural resource management major at Texas Tech.

46



## MATT RINEY

6-3 • 155 • RHP • R/R • Fr. • HS

Weatherford, Texas • Weatherford

### HIGH SCHOOL

A two-year varsity letterwinner at Weatherford High School for head coach Terry Massey... as a senior posted a .172 ERA with 41.0 innings allowing just 25 base hits... received the team's Pitcher of the Year award... second team all-district... as a junior earned honorable mention all-district... played summer baseball for the DFW Twins.

### PERSONAL

Matt Thomas Riney... born February 4, 1995, in Fort Worth, Texas... son of Kevin and Elizabeth Riney... has two younger siblings, sister, Erin, and brother, Mason... a business major at Texas Tech.

# 42



## CHRIS SADBERRY

**6-1 • 200 • LHP • L/L • RS Jr. • TR**  
**Holliday, Texas • Holliday • Grayson County College**

### GRAYSON COUNTY COLLEGE

Played at Grayson County College for one season (2013) for head coach Dusty Hart... as a redshirt sophomore made 12 appearances (all starts) with a 7-3 record, 1.75 ERA, five complete games, two shutouts, 77.0 innings, allowed 48 hits and 27 runs (15 earned) with 76 strikeouts and 27 walks while opposing batters hit .178... North Texas Junior College Athletic Conference First Team All-Conference... NJCAA First Team All-Region V... helped lead team to a 40-18 overall record and 24-8 record in league play while capturing the NTJAC regular season championship... **NJCAA RANKINGS:** 37th in ERA (1.75)... 44th in strikeouts (76)... 46th in starts (12)... **NTJAC RANKINGS:** led conference in ERA (1.75)... led conference in opponent batting average (.178)... third in strikeouts (76)... fifth in wins (7)... 10th in innings (77.0)... 18th in walks allowed (27)... pitched at least six innings in 10-of-12 starts... allowed one or fewer earned runs in 8-of-12 starts... earned the win striking out 10 in seven innings allowing just two runs on three hits against Weatherford (4/11)... threw a nine-inning, complete game without allowing an earned run allowing just two hits with eight strikeouts and two walks in a win over Temple (4/17)... had a season-high 11 strikeouts allowing just two earned runs in six innings pitched against Ranger (4/24)... **CHOSE TEXAS TECH OVER:** Texas A&M, Texas, Baylor and Oklahoma.

### LOUISIANA TECH UNIVERSITY

Spent two seasons (2011-12) at Louisiana Tech receiving a medical redshirt (2011) and playing one season (2012) for head coach Wade Simoneaux... as a redshirt freshman in 2012, made 13 appearances (9 starts) with a 3-1 record, 5.71 ERA, 34.2 innings, allowed 43 hits and 29 runs (22 earned) with 28 strikeouts and 17 walks... as a freshman in 2011, made two appearances (both starts) with a 0-1 record, 6.23 ERA, 4.1 innings, allowing six hits and three runs (all earned) with two strikeouts and three walks... suffered an injury and received a medical redshirt.

### HIGH SCHOOL

A four-year varsity letterwinner at Holliday High School for head coach Terry Wolf... as a senior, went 8-1 with a 1.34 ERA while batting .476 with six home runs... first team all-state... District 5-2A Most Valuable Player... first team all-district... as a junior went 10-2 with a 1.76 ERA while batting .512 with 15 home runs... first team all-state... district MVP... helped lead team to a state runner-up finish in 2009 as a junior... a three-time all-district selection... named to Team Texas, Sunbelt Classic and the High School All-Star team as a senior... also played linebacker on the gridiron where he was an all-district and all-state selection.

### PERSONAL

Christopher Wade SADBERRY... born November 8, 1991, in Wichita Falls, Texas... son of Wade SADBERRY and Melissa SADBERRY... has an older sister, Emily... sister, Emily, played college softball at Clarendon College... grew up and is close friends with former Texas Tech right-handed pitcher Zach Stewart (2008), also from Holliday, who made his MLB debut with the Toronto Blue Jays in 2011... a university studies major at Texas Tech.

# 20



## CAMERON SMITH

**5-11 • 155 • LHP • L/L • Jr. • TR**  
**Seabrook, Texas • Clear Lake • New Mexico JC**

### NEW MEXICO JUNIOR COLLEGE

Played at New Mexico Junior College for two seasons (2012-13) for head coach Josh Simpson... as a sophomore made 13 appearances (all starts) with a 12-1 record, 2.80 ERA, nine complete games, two shutouts, 80.1 innings, allowed 76 hits and 32 runs (25 earned) with 66 strikeouts and 28 walks while opposing batters hit .248... named team's Most Valuable Player... Western Junior College Athletic Conference First Team All-Conference... NJCAA First Team All-Region V... NJCAA Second Team All-America... helped lead team to a 45-15 overall record and 27-9 record in league play while finishing second in the 10-team league... **NJCAA RANKINGS:** led the nation in wins (12)... second in complete games (9)... 17th in starts (13)... 50th in innings pitched (80.1)... **WJAC RANKINGS:** led the conference in wins (12)... second in ERA (2.80)... second in earned runs allowed (25)... third in innings pitched (80.1)... seventh in strikeouts (66)... ninth in opponent batting average (.248)... 14th in walks allowed (28)... finished the season throwing seven consecutive complete games... won 12 consecutive starts (Jan. 30-Apr. 26) threw a seven-inning, complete-game shutout allowing four hits with six strikeouts and two walks against Otero JC (2/15)... threw a seven-inning complete game allowing two runs on eight hits with a season-high 10 strikeouts and three walks in a win over Weatherford (2/22)... pitched at least six innings in 10-of-12 starts... allowed one or fewer earned runs in 8-of-12 starts... earned the win striking out 10 in seven innings allowing just two runs on three hits against Weatherford (4/11)... threw a nine-inning, complete game without allowing an earned run allowing just two hits with eight strikeouts and two walks in a win over Temple (4/17)... had a season-high 11 strikeouts allowing just two earned runs in six innings pitched against Ranger (4/24)... **CHOSE TEXAS TECH OVER:** New Mexico, Louisiana Tech, McNeese State and Texas A&M-Corpus Christi.

### HIGH SCHOOL

A three-year varsity letterwinner at Clear Lake High School for head coach Rupert Jaso... as a senior, posted a 2.92 ERA with 69 strikeouts and 26 walks in 48 innings... earned first team all-district and named team's most outstanding pitcher... pitched against Washington Nationals OF Bryce Harper during a USSA Tournament in Kansas.

### PERSONAL

Cameron Andrew Smith... born December 12, 1992, in Virginia Beach, Va... son of Darren and Lisa Smith... has an older sister, Amanda... a university studies major at Texas Tech.



11



## STEPHEN SMITH

6-1 • 225 • OF/RHP • R/R • Fr. • HS  
Wolfforth, Texas • Frenship

### HIGH SCHOOL

A four-year varsity letterwinner at Frenship High School for head coach Chad Reynolds... finished prep career with a .429 (193-for-450) career batting average with 40 doubles, 27 triples, 15 home runs and 154 RBI... on the mound went 8-3 with a 3.67 ERA with five saves in 124 career innings with 170 strikeouts and just 68 walks allowed during prep career... as a senior, batted .480 with 14 doubles, nine triples, three home runs and 45 RBI... Texas High School Baseball Coaches Association 4A First Team All-State... Texas Sports Writers' Association 4A First Team All-State... first team all-district... named Most Valuable Player at the 4A/5A All-Star Game (went 2-for-3, triple, two RBI) during the summer of 2013... Perfect Game: No. 96 National High School Prospect (Outfielders)... Perfect Game: No. 57 Texas High School Prospect... Perfect Game: No. 24 Texas High School Prospect (Outfielders)... Perfect Game High Honorable Mention Preseason High School Underclassmen All-America in 2012... ESPN High School Baseball – Top Outfielders (Class of 2013)... as a junior batted .442 with 28 runs, seven doubles, five triples, five home runs, 26 RBI and 30 walks with only six strikeouts with a .611 on-base percentage and .857 slugging percentage... on the mound in 2012 went 2-2 with a 2.27 ERA in 37 innings with 54 strikeouts and 18 walks allowed... THSBCA 4A Second Team All-State... District 3-4A Most Valuable Player... Lubbock Avalanche Journal First Team All-City... First Team All-South Plains... as a sophomore in 2011, named THSCA Second Team All-State... TSWA Third Team All-State... District 3-5A Most Valuable Player... Lubbock Avalanche Journal First Team All-City... First Team All-South Plains... as a freshman in 2010, named the District 4-4A Newcomer of the Year... Lubbock Avalanche Journal First Team All-City... First Team All-South Plains... helped team to several championships, including winning district, bi-district and area titles in back-to-back seasons (2010-11)... also starred on the gridiron earning numerous awards, including all-city, all-south plains, district defensive MVP, TSWA and THSCA All-State... led the state in tackles as a senior.

### PERSONAL

Stephen James Smith... born November 3, 1994, in Lubbock, Texas... son of Dan and Rose Smith... has a younger sister, Stephanie... a criminal justice major at Texas Tech.

48



## SEAN THOMPSON

6-0 • 215 • RHP • R/R • Fr. • HS  
Southlake, Texas • Southlake Carroll

### HIGH SCHOOL

A two-year varsity letterwinner at Southlake Carroll High School for head coach Larry Hughes... as a senior went 6-1 with a 1.50 ERA with 46 strikeouts in 37.2 innings pitched... helped lead team to a 34-6-1 overall record in 2013... claimed back-to-back district titles (2012-13)... Rawlings/Perfect Game Preseason Third Team All-America... Rawlings First Team All-Region... Perfect Game: No. 371 National High School Prospect... Perfect Game: No. 116 National High School Prospect (Right-Handed Pitchers)... Perfect Game: No. 43 Texas High School Prospect... Perfect Game: No. 16 Texas High School Prospect (Right-Handed Pitchers)... played summer baseball for D-Bat Mustangs for coaches Sam Carpenter, Jay Johnson and Chad Allen... also played for D-Bat Leach... also lettered one season in football while helping team win the 2011 6-5A state championship... during senior summer with D-Bat Leach, went 1-0 with a 1.78 ERA in 19.2 innings with 15 strikeouts while helping team advance to the Connie Mack World Series in Farmington, N.M... team went 3-2 at World Series with a third-place finish... **CHOSE TEXAS TECH OVER:** Oklahoma, Arizona, Texas A&M, LSU, Arkansas and Oregon.

### PERSONAL

Sean Michael Thompson... born April 11, 1995, in Naperville, Ill... son of Jack Thompson and Laura Thompson... has a brother, Daniel, and a sister, Shannon... uncle, Michael Burke, played college baseball at Bradley (1990-93)... a finance major at Texas Tech.



# COACHING STAFF

6



## TIM TADLOCK

**Head Coach • 2nd Season**  
**26-30 Overall • 9-15 Big 12**

**Texas Tech University, 1992 • UT Tyler, 1994**

The Tim Tadlock head coaching era at Texas Tech began in 2013 with a 26-30 overall record and with a 9-15 record in Big 12 play with an eighth-place finish in the league while advancing to the Big 12 Championship.

Tadlock was named head coach of the Texas Tech baseball program on June 8, 2012, becoming the ninth head coach in program history. Tadlock will enter his 22nd year in collegiate baseball in 2014, which will mark his second as head coach at Texas Tech.

Regarded as one of the top recruiters in the country, Tadlock has already started making his mark as the head coach of the Red Raiders in the Big 12 Conference.

In his first season the Red Raiders broke all-time school records for fielding percentage (.974) and double plays turned in a season (68). His program knocked off five nationally-ranked opponents, including the defending national champion Arizona Wildcats in Tucson.

In fact, Tadlock led the Red Raiders to three consecutive wins over ranked opponents – a first by the Texas Tech program in 11 years.

During his first season, the Red Raiders fielded the youngest team in the country with a nation-leading 22 newcomers. Tadlock and his coaching staff developed their young roster throughout the season while the Red Raiders won eight of their final 14 games of the season advancing to Oklahoma City for the Big 12 Championship.

The Red Raiders won their Big 12 Conference series opener in 2013 taking two of three games over Texas in Austin. It marked the first time Tech had won a series over the Longhorns in Austin since 2001 and was Tech's first series win over Texas since 2002.

Tech had two Freshmen All-Americans (1B Eric Gutierrez, C/DH Jarrard Poteete) during Tadlock's first season along with four All-Big 12 selections (one All-Freshman team pick), four Academic All-Big 12 picks and three Major League Baseball Draft picks, including fifth rounder right-handed pitcher Trey Masek.

Tadlock's ability to recruit top-notch players in the state of Texas and throughout the country – both at the high school and junior college levels – became apparent quickly in his time at Tech while in just his seventh month on the job with his first-full season recruiting class ranked 24th in the nation by Perfect Game.

Tadlock returned to his alma mater for the 2012 season as the program's associate head coach and recruiting coordinator following six successful seasons as an assistant coach/recruiting coordinator at Oklahoma.

During his one season at Tech as the associate head coach/recruiting coordinator, the Red Raiders had a school-record nine MLB Draft picks, including first-round selection center fielder Barrett Barnes, who became the third highest draft pick in school history with the 45th overall pick.

The nine MLB Draft picks in 2012 ranked second in the nation only behind Arizona State's 10 draft selections. The nine draft picks marked the fifth most in Big 12 history.

Tadlock has coached 118 MLB Draft picks – including 16 players who have advanced to the big leagues. He has mentored at least one draft pick during the last 19 seasons and has coached three first-round selections, 11 players taken in the top five rounds and 24 selections in the top-10 rounds of the draft during his coaching career.

Tadlock's players have heard their names called a lot recently in the MLB Draft with 42 selections over the last four years (2010-13). Six years during his coaching career Tadlock has had at least nine players taken in the draft.

Tadlock produced several of the nation's top recruiting classes while an assistant coach at Oklahoma, helping lead the Sooners back to the College World Series in 2010, the Sooners first trip to Omaha since 1995.

It didn't take Tadlock long to make his mark on the recruiting trail at Oklahoma, as his 2006 recruiting class ranked fourth nationally by Collegiate Baseball Newspaper. The No. 4 ranking was the best for the Sooners since 1987.

Tadlock also had top-25 nationally ranked recruiting classes by Baseball America in 2006 (11th), 2009 (16th), 2010 (21st) and 2012 (13th). In addition, OU's 2012 recruiting class received a No. 4 ranking by Collegiate Baseball Newspaper.

During his time at Oklahoma (2006-2011), the Sooners made five trips to the NCAA Tournament with two Super Regional appearances in 2006 and 2010 while making it back to the College World Series in Omaha in 2010. It marked OU's first time to make five post-season appearances in a six year span since 1987-1992.

The Sooners had unparalleled success at the plate under Tadlock's guidance. Oklahoma batted over .300 during all six of his seasons – first time for OU since 1995-2000 – and his 2009 and 2010 clubs combined for 195 home runs, the most ever at Oklahoma in consecutive seasons while leading the Big 12 in homers both years. The Sooners 104 home runs in 2010 rank second all-time in Oklahoma history.

### TIM TADLOCK FILE

#### PERSONAL

Date of Birth \_\_\_\_\_ December 21, 1968 (45 years old)  
Hometown \_\_\_\_\_ Denton, Texas  
High School \_\_\_\_\_ Denton High School, 1987

#### FAMILY:

Wife \_\_\_\_\_ Kelly (Married 19 years - July 23, 1994)  
Children \_\_\_\_\_ Chloe (12) and Benjamin (10)

#### EDUCATION:

Bachelor's Degree \_\_\_\_\_ Texas Tech University (Physical Education, 1992)  
Master's Degree \_\_\_\_\_ University of Texas at Tyler (Education, 1994)

#### PLAYING CAREER:

Junior College \_\_\_\_\_ Hill College, 1988-89  
University \_\_\_\_\_ Texas Tech, 1990-91

#### COLLEGE COACHING CAREER:

Assistant Coach \_\_\_\_\_ Hill College, 1993-96  
Head Coach \_\_\_\_\_ Grayson County College, 1997-2005

**Record: 435-127**

Assistant Coach \_\_\_\_\_ Oklahoma (Hitters/Recruiting Coordinator), 2006-2011  
Associate Head Coach \_\_\_\_\_ Texas Tech (Infielders/Recruiting Coordinator), 2012  
Head Coach \_\_\_\_\_ Texas Tech, 2013-Present

**Record: 26-30**



In 2011, Tadlock coached 11 players at Oklahoma who were selected in the MLB Draft, a total that matched the all-time Big 12 record (Texas, 2007).

After beginning his college coaching career as an assistant at Hill College (1993-96) for four seasons, Tadlock became the head coach at Grayson County Junior College, where he led the Vikings to back-to-back National Junior College Athletic Association World Series titles in 1999 and 2000.

During his nine seasons at Grayson, Tadlock posted a 435-127 (.774) overall record while being named National Coach of the Year following both title runs (1999-2000) He led the Vikings to five Region V championships which culminated in five trips to the JUCO World Series. Tadlock coached eight players at Grayson County that earned All-America honors.

The Red Raiders have benefited from six players that transferred to Tech from Tadlock's program at Grayson while he was head coach. Included in those student-athletes are Texas Tech All-American shortstop Cameron Blair (2004-05) and former Major League catcher Trey Lunsford (1999-00).

During his nine-year tenure at Grayson (1997-2005), Tadlock recorded the highest winning percentage of any collegiate baseball coach, including all two and four-year institutions, with a .774 winning percentage. While at Grayson, Tadlock also served as the school's director of athletics, a position he held during his final five years at the junior-college level.

After a prep career at Denton High School and two years at Hill College, Tadlock was a two-year starting shortstop for the Red Raiders while helping Texas Tech to its first-ever 40-win season as a senior in 1991 (42-18).

In his two-year career at Tech, Tadlock played in 120 games, batted .289 (120-for-415) with 96 runs scored, 19 doubles, four triples, eight home runs, 68 RBI, 71 walks, 65 strikeouts and was 28-of-41 in stolen bases. Tadlock played for legendary coach Larry Hays while at Texas Tech.

Tadlock graduated with his bachelor's degree in physical education from Texas Tech in May 1992. He also earned a master's degree in education in August 1994 from the University of Texas at Tyler.

Tadlock and his wife, Kelly, have two children, daughter, Chloe (12 – April 10), and son, Benjamin (10 – Aug. 4). Tadlock is originally from Denton, Texas and was born December 21, 1968.

## DID YOU KNOW?

Tim Tadlock led Grayson County to back-to-back NJCAA National Championships in 1999 and 2000 while being named National Coach of the Year twice.





### WHAT THOSE IN THE BASEBALL COMMUNITY ARE SAYING ABOUT TEXAS TECH'S HIRE OF TIM TADLOCK

#### **AUGIE GARRIDO - TEXAS HEAD BASEBALL COACH**

"That is a smart move by Texas Tech. I think in a very short period of time he will bring back the glory days at Texas Tech. He is certainly one of the best recruiters in the country. He is a tireless worker and is very committed to the game of baseball and respects the game of baseball to the level that will allow that program to be a championship program in a short period of time. That hire is a very smart move by Texas Tech, a very smart move."

#### **ROB CHILDRESS - TEXAS A&M HEAD BASEBALL COACH**

"Tim is one of the great young coaches in the country. He has a proven track record for the last 15 years while winning at a very high level in junior college and at Oklahoma. I totally expect the same things in a short period of time at Texas Tech. He is an excellent recruiter. He is going to do great things for Texas Tech baseball."

#### **JIM SCHLOSSNAGLE - TCU HEAD BASEBALL COACH**

"Tim has worked diligently throughout every level of college baseball to earn this opportunity. I'm sure that he will represent Texas Tech successfully on the field and with the highest amount of class and integrity in the community."

#### **JOHN LACKEY - RHP BOSTON RED SOX (PLAYED FOR TADLOCK IN 1999 AT GRAYSON COLLEGE)**

"I think that is an awesome hire for Texas Tech. He is a quality baseball man. He is all about baseball. He is a player's coach. He is very easy to talk to. He does a great job conveying his message to his players and getting across to his players what he expects and what he wants done. He is easy to play for as long as you play hard. He never got too fired up unless he wasn't seeing the effort from his players that he expected. I think his players always appreciated that. This is a great hire also because of his ability to recruit. He can really recruit. Guys like him, players are drawn to him. I think he will do a great job at Texas Tech."

#### **MARK LUMMUS - SEATTLE MARINERS PROFESSIONAL SCOUT**

"I have known Tim for a long time. He is a dynamite recruiter. He is a super game-manager. He is a good motivator. I think he is one of the best coaches out there, his record speaks for itself. I don't think you could hire a better guy. He is a star in the making. That is a great hire for Texas Tech."

#### **GERALD TURNER - ATLANTA BRAVES PROFESSIONAL SCOUT**

"I think you guys got a real steal. This guy knows what he is doing. He is a great recruiter. There will be some very good players who will go to Texas Tech because of Tim Tadlock. He has a great network and has a lot of friends in the game of baseball. One thing Tim always did when he was head coach at Grayson (College) was play very good competition. He didn't try and build his record by playing people who were weak. He wasn't afraid to play the big boys. He has always had good players and he has competed with the best of them. He had good players because he recruited well and they went there because of Tim Tadlock."

#### **RAY CRONE, JR. - DETROIT TIGERS NATIONAL SCOUTING DIRECTOR**

"I think that is a great hire. I have known Tim a long time. He has a lot of success in the state of Texas. I think he will do a great job at Texas Tech. First of all, he is a great guy. He has done a great job recruiting and gets a lot of good kids and baseball players. When you draft one of his players that he has recruited and worked with they usually go out and have success."





**HEAD COACH TIM TADLOCK**

| Year  | Overall       | Conference  | Big 12     | Big 12 Tourn. |
|---|---------------|-------------|------------|---------------|
| 2013  | 26-30         | 9-15        | 8th        | 1-2           |
| <b>Total</b>  | <b>26-30</b>  | <b>9-15</b> | <b>---</b> | <b>1-2</b>    |
| At Texas Tech (one season as head coach)                            |               |             |            |               |
| <b>ALL GAMES</b>  |               |             |            |               |
| Overall   | 26-30 (.464)  |             |            |               |
| Home  | 19-10         |             |            |               |
| Away  | 6-16          |             |            |               |
| Neutral   | 1-4           |             |            |               |
| <b>BIG 12 CONFERENCE GAMES</b>                                      |               |             |            |               |
| Overall   | 9-15 (.375)   |             |            |               |
| Home  | 5-7           |             |            |               |
| Away  | 4-8           |             |            |               |
| <b>NON-CONFERENCE GAMES</b>   |               |             |            |               |
| Overall   | 17-15 (.531)  |             |            |               |
| Home  | 14-3          |             |            |               |
| Away  | 2-8           |             |            |               |
| Neutral   | 1-4           |             |            |               |
| <b>BIG 12 TOURNAMENT GAMES</b>                                      |               |             |            |               |
| Overall   | 1-2           |             |            |               |
| <b>GAMES VS. RANKED OPPONENTS</b>                                   |               |             |            |               |
| Overall   | 5-9           |             |            |               |
| vs. No. 1   | 0-0           |             |            |               |
| vs. 2-10  | 0-0           |             |            |               |
| vs. 11-30   | 5-9           |             |            |               |
| <b>GAMES VS. UNRANKED TEAMS</b>                                     |               |             |            |               |
| Overall   | 21-21         |             |            |               |
| <b>BIG 12 CONFERENCE TEAMS (includes non-conference/postseason)</b> |               |             |            |               |
| Overall   | 10-17         |             |            |               |
| <b>DAY GAMES</b>  |               |             |            |               |
| Overall   | 12-13         |             |            |               |
| <b>NIGHT GAMES</b>  |               |             |            |               |
| Overall   | 14-17         |             |            |               |
| <b>VS. LEFT-HANDED STARTER</b>                                      |               |             |            |               |
| Overall   | 5-15          |             |            |               |
| <b>VS. RIGHT-HANDED STARTER</b>                                     |               |             |            |               |
| Overall   | 21-15         |             |            |               |
| <b>EXTRA INNINGS</b>  |               |             |            |               |
| Overall   | 1-2           |             |            |               |
| <b>1-RUN GAMES</b>  |               |             |            |               |
| Overall   | 3-10          |             |            |               |
| <b>2-RUN GAMES</b>  |               |             |            |               |
| Overall   | 3-3           |             |            |               |
| <b>5 + RUN GAMES</b>  |               |             |            |               |
| Overall   | 14-11         |             |            |               |
| <b>SHUTOUPS</b>   |               |             |            |               |
| Overall   | 6-4           |             |            |               |
| <b>SCORING FIRST</b>  |               |             |            |               |
| Scores First/Opponent Scores First                                  | 18-8/8-22     |             |            |               |
| <b>AFTER 6 INNINGS</b>  |               |             |            |               |
| Leading after 6/Trailing after 6/Tied after 6                       | 23-5/2-21/1-4 |             |            |               |
| <b>AFTER 7 INNINGS</b>  |               |             |            |               |
| Leading after 7/Trailing after 7/Tied after 7                       | 24-3/1-23/1-4 |             |            |               |
| <b>AFTER 8 INNINGS</b>  |               |             |            |               |
| Leading after 8/Trailing after 8/Tied after 8                       | 23-1/0-20/2-7 |             |            |               |
| <b>COME-FROM-BEHIND VICTORIES</b>                                   |               |             |            |               |
| Overall   | 9             |             |            |               |
| <b>BY MONTH</b>   |               |             |            |               |
| Overall   | 26-30         |             |            |               |
| February  | 5-4           |             |            |               |
| March   | 12-9          |             |            |               |
| April   | 4-11          |             |            |               |
| May   | 5-6           |             |            |               |
| June  | 0-0           |             |            |               |







**HEAD COACH TIM TADLOCK VS. ALL OPPONENTS**

|                             |     |                         |     |                         |     |
|-----------------------------|-----|-------------------------|-----|-------------------------|-----|
| Abilene Christian _____     | 0-0 | Kansas _____            | 1-2 | Prairie View A&M _____  | 0-0 |
| Arizona _____               | 1-1 | Kansas State _____      | 0-4 | Rice _____              | 0-1 |
| Arkansas-Pine Bluff _____   | 0-0 | LaSalle _____           | 2-1 | Sam Houston State _____ | 0-0 |
| Arizona State _____         | 1-1 | Lubbock Christian _____ | 0-1 | Stephen F. Austin _____ | 0-0 |
| Baylor _____                | 3-1 | New Mexico _____        | 1-1 | TCU _____               | 1-2 |
| BYU _____                   | 1-0 | New Mexico State _____  | 1-1 | Texas _____             | 2-1 |
| Connecticut _____           | 0-1 | Northern Colorado _____ | 1-0 | Troy _____              | 0-1 |
| Dallas Baptist _____        | 1-1 | Northern Illinois _____ | 2-0 | UCF _____               | 0-1 |
| Florida International _____ | 1-1 | Oklahoma _____          | 1-3 | UT Arlington _____      | 2-1 |
| Houston _____               | 0-0 | Oklahoma State _____    | 1-2 | Utah Valley _____       | 2-0 |
| Indiana _____               | 0-0 | Oral Roberts _____      | 0-0 | West Virginia _____     | 1-2 |



# TIM TADLOCK

## BY THE NUMBERS

**.974** - Fielding % in 2013 marked a school record.

**1** - Win over defending national champion Arizona in 2013.

**2** - Collegiate Baseball Freshman All-Americans in 2013.

**3** - MLB first-round draft picks have played for Tadlock.

**4** - All-Big 12 & All-Big 12 Freshman team selections in 2013.

**5** - Wins over nationally-ranked teams in 2013.

**6** - Shutouts in 2013 rank second in school history.

**9** - Come-from-behind wins in 2013.

**16** - MLB players have played for Tadlock during his career.

**20** - Times opponents scored 2 or fewer runs in '13 (most since '01).

**22** - Years coaching collegiate baseball in 2014.

**23** - Wins and just one loss when leading after 8 innings.

**24** - Ranked recruiting class (2013) by Perfect Game.

**26** - In nation in average (2,527) & total attendance (73,299).

**37** - Academic honor roll recipients in 2012-13.

**42** - MLB Draft picks coached the last four years (2010-13).

**68** - Double plays in 2013 marked a new school record.

**118** - MLB Draft picks have played for Tadlock.

**461** - Career wins as a head coach (junior college & TTU).

**2,527** - Average home attendance in 2013.



33



## RAY HAYWARD

**Pitching Coach • 2nd Season**  
**University of Oklahoma, 1980-83**

Ray Hayward enters his second season as an assistant coach at Texas Tech in 2014 while serving as the Red Raiders pitching coach. Hayward spent his first season as Tech's pitching coach in 2013 after being named an assistant coach with the Red Raiders on June 26, 2012.

A former big league pitcher, scouting supervisor and one of the most respected pitching coaches in the country, Hayward came to the South Plains after spending eight years (2005-2012) at the professional ranks as the Midwest scouting supervisor for the Miami Marlins.

During his first season back at the collegiate level, Hayward inherited one of the youngest pitching staff's in the country in 2013. Tech's pitching staff returned just three of 15 pitchers from the previous season that accounted for 20 percent of the team's innings pitched.

Hayward's influence was immediate as all three returning Red Raider pitchers – RHP Trey Masek, LHP Andre Wheeler and RHP Jerad McCrummen – were drafted following the 2013 season.

Masek, who hadn't previously been drafted, was taken in the fifth round by the Chicago Cubs while Wheeler, who was drafted out of high school in 2010 as an outfielder, went in the 15th round to the Chicago White Sox. McCrummen, who set a school record with 70 appearances by a three-year pitcher, was drafted for the first time with a 23rd round selection by the Colorado Rockies.

Hayward's young staff posted six shutouts – ranking second in school history – while five of the team's top six pitchers (by innings pitched) were newcomers. In fact, Hayward's pitching staff included seven true freshmen and 10 total newcomers.

The Red Raiders posted 11 saves during Hayward's first season, a total that ranks sixth in school history while six of Tech's seven pitchers to earn a save were newcomers.

The Red Raiders won their Big 12 Conference series opener in 2013 taking two of three games over Texas in Austin. It marked the first time Tech had won a series over the Longhorns in Austin since 2001 and was Tech's first series win over Texas since 2002.

During Hayward's first season, Tech held its opponents to two or fewer runs 20 times while posting a 17-3 record. It marked the most times Tech held its opponent to two or fewer runs in a season since 2001 (22).

Masek went 5-2 in 11 starts with a 1.82 ERA to rank fourth in the Big 12 Conference. He posted three complete games pitching 79.0 innings with 69 strikeouts and 22 walks allowed. Opponents tallied only 56 hits and a .206 batting average this season.

Masek is one of five Tech pitchers since 1991 to lead the Red Raiders in wins, ERA, complete games, innings pitched and strikeouts in the same season. In addition, his 1.82 ERA is the lowest by a Red Raider starting pitcher during the aluminum bat era (since 1974).

Masek was an All-Big 12 honorable mention pick and became just the second Red Raider to be named to the Golden Spikes Award list during the last 14 years. He was also named to the National Pitcher of the Year Award Watch List and was a semifinalist for the Gregg Olson Breakout Player of the Year Award (Nation's Top Breakout Player).

One of Hayward's pitchers in 2013, RHP Johnathon Tripp, set a freshman school record with three saves while becoming the first Tech freshman to lead the team in saves since 1990 (John Macatee).

While with the Marlins organization Hayward supervised scouting in a 19-state area that includes, Texas, Oklahoma, Kansas, Louisiana, Missouri, Arkansas, Iowa, Nebraska, Alabama, Michigan, Indiana, Mississippi, Illinois, Wisconsin, Minnesota, South Dakota, North Dakota and the west portion of Kentucky and Tennessee.

During his time as the Midwest scouting supervisor, the Marlins selected 32 players in the top-10 rounds of the Major League Baseball Draft from Hayward's area, including 21 pitchers and 11 position players. Hayward's scouting area produced four Marlins first-round picks while the organization selected seven players from within Hayward's area during the top-10 rounds in the 2012 MLB Draft.

Hayward spent five seasons in the Big 12 Conference as the pitching coach at his alma mater, Oklahoma, from 2000-2004. Prior to beginning his coaching career, Hayward pitched three seasons in the big leagues with the San Diego Padres (1986-87) and the Texas Rangers (1988). He finished his playing career in the Rangers organization in 1991 before spending six years as an area scout with the Detroit Tigers (1994-99).

He returned to Norman as the Sooners pitching coach and recruiting coordinator in 2000, where he helped guide Oklahoma to three NCAA Tournament appearances in five seasons.







Hayward's arrival brought an immediate impact to the Sooners pitching staff as his pitchers set a school record with 21 saves in 2000 – a mark that remains today as the program's most saves in a season. In fact, during his first season as pitching coach, Hayward helped drop Oklahoma's team earned run average from 6.25 in 1999 to 4.74 in 2000.

He also mentored two Oklahoma pitchers in 2000 that earned All-America recognition – an impressive accomplishment when considering just one OU pitcher had received All-America status during the previous 15 years to Hayward's arrival as pitching coach.

In fact, Hayward's first All-American pitcher at Oklahoma, Jeff Bajenaru, tallied an Oklahoma and Big 12 all-time record 20 saves during the 2000 season. Bajenaru went on to earn All-America accolades from six national publications – including first team recognition from the ABCA and NCBWA.

Overall, five of Hayward's pitchers at Oklahoma continue to hold school records while three of his hurlers collected six All-America/Freshman All-America awards. In addition, Hayward mentored 10 pitchers at Oklahoma that received All-Big 12 honors.

Hayward developed 13 pitchers at Oklahoma into Major League Baseball First-Year Player Draft selections, including five that were taken in the top-10 rounds.

His final season at Oklahoma in 2004, Hayward had six pitchers selected in the top-30 rounds, including left-handed pitcher David Purcey who went 16th overall in the first round to the Toronto Blue Jays. It marked just the second time in school history (1985) that six pitchers had been selected in the top-30 rounds of the MLB Draft.

Hayward first made his name known on the Oklahoma campus while being arguably the greatest all-around baseball player in Oklahoma history. He completed his four-year career at OU as the 10th overall pick of the 1983 MLB Draft

by the San Diego Padres – becoming the second highest drafted left-handed pitcher in school history (1976 – LHP Bob Shirley, 8th overall – San Diego Padres).

He not only won 26 career games on the mound (ranks 4th all-time at OU), but he also recorded a .381 career batting average (ranked tied for 6th all-time at OU) while twice leading the team in batting as both a freshman and senior. Overall, Hayward remains in eight Oklahoma all-time record books while his 293 career strikeouts rank fourth and his 30 career complete games are a school record. In addition, Hayward's 30 career home runs remain in the OU record books tied for 10th all-time.

Hayward was a two-time All-American, earning third team honors as a pitcher/first baseman in 1981 and receiving first team recognition in 1983 as a pitcher. In fact, Hayward was named All-Big Eight as a pitcher and position player in both 1981 and 1983. It marked the first time in league history that a player was named all-conference at two positions in the same year.

Hayward's first time hearing his name called in the MLB Draft came in 1982 – following his junior season at Oklahoma – when the Pittsburgh Pirates selected him in the 12th round with the 295th overall pick.

He completed his prep career at Enid (Okla.) High School where he was a stand-out Oklahoma All-State selection.

Hayward and his wife, the former Jeannie Benoit of Las Vegas, Nev., have three children: Jaynie, David and Braden. Hayward was born in Enid, Okla., on April 27, 1961.



19



## J-BOB THOMAS

**Assistant Coach/Recruiting Coordinator • 2nd Season  
Abilene Christian University, 2005**

J-Bob Thomas enters his second season as the recruiting coordinator/assistant coach at Texas Tech in 2014. Thomas works primarily with the Red Raider catchers and assists with the team's hitters while serving as the program's recruiting coordinator.

Thomas was named an assistant coach with the Red Raiders on June 20, 2012. Thomas will enter his ninth year in collegiate baseball in 2014 – his second on the Red Raiders coaching staff.

Thomas, who is known as one of the top recruiters in all of college baseball, proved his abilities on the recruiting trail early during his first year on the job at Tech. In only his seventh month on the job, Thomas and the Red Raiders 2013 signing class was ranked 24th nationally by Perfect Game.

Tech's first full signing class with Thomas as the recruiting coordinator saw five signees selected in the 2013 Major League Baseball First-Year Players Draft, including four players selected in the top-13 rounds.

During Thomas' first season at Tech, the Red Raiders broke school records for defensive double plays (68) and team fielding percentage (.974). The previous school record for fielding percentage in a season was set in 1992.

The Red Raiders defeated five nationally-ranked opponents in 2013, including defending national champion Arizona on the road in Tucson. In fact, Tech won three consecutive games over ranked opponents – a first by the Red Raiders in 11 years.

Tech fielded the youngest team in the nation during Thomas' first season as an assistant. The Red Raiders had 22 newcomers that saw action, a number that led the nation.

The Red Raiders won their Big 12 Conference series opener in 2013 taking two of three games over Texas in Austin. It marked the first time Tech had won a series over the Longhorns in Austin since 2001 and was Tech's first series win over Texas since 2002.

Two players received Freshmen All-America honors during Thomas' first season while first baseman Eric Gutierrez (Mission, Texas) and catcher/designated hitter Jarrard Poteete (Briggs, Okla.) became just the third set of freshmen teammates in school history to earn Freshmen All-America honors in the same season.

In 2013, Texas Tech had four All-Big 12 selections (one All-Freshman team pick), four Academic All-Big 12 picks and three MLB Draft picks, including fifth-round right-handed pitcher Trey Masek (Chicago Cubs).

Thomas came to Texas Tech after spending seven seasons as the assistant coach and recruiting coordinator at Howard College.

During his time at Howard he helped turn the Hawks into the winningest Division I junior college program in the nation during his last five seasons (247 wins - average of 49 wins per season) while winning the NJCAA D-I World Series in 2009 with an astonishing 63-1 overall record, which included a college baseball record 57-game win streak.

The overwhelming success during Thomas' tenure in Big Spring, Texas, made him one of the nation's top assistant coaches along with being regarded as one of the elite college baseball recruiters in the country. Thomas served as Howard's hitting and catching coach while also working with the team's base runners.

Thomas was instrumental in the Hawks leading the nation in hitting three times (2008 - .430... 2009 - .421... 2011 - .394) while finishing in the top five in the country in hitting during each of his seven seasons.

Three of Thomas' hitters led the nation in hitting while he mentored a total of seven hitters that finished in the top 10 in the country in batting.

In 2009 the Hawks won the national title and broke the all-time record for consecutive victories (previous record was 55 consecutive wins by Seminole State in 1987) on their way to a perfect regular season and to 57 straight wins. Following their only loss of the season, Howard won six straight games, including every game at the JUCO World Series while capturing the national championship.

Thomas helped guide Howard to a school-record four straight conference championships, with title runs in 2009, 2010, 2011 and 2012. Overall, Howard went 321-88 during Thomas' seven seasons.

He coached 14 NJCAA All-Americans at Howard, including seven first team selections (2008-2012) - which led the nation during that time frame. In seven seasons at Howard, Thomas coached 52 Western Junior College Athletic Conference All-Conference selections, 23 NJCAA All-Region V picks, six WJCAC Player of the Year selections, five NJCAA Rawlings Big Stick Award winners, four WJCAC Pitcher of the Year selections, three NJCAA batting champions, two NJCAA Players of the Year and one Easton National Defensive Player of the Year.







The Hawks produced several of the top defensive players in the country under Thomas' tutelage as five players were awarded the Rawlings Gold Glove Award during a four-year span (2009-2012) as players selected as having the best defensive seasons in the country at their respective positions.

Thomas consistently had one of the top catchers in the Region V, which was evident following five of his seven catchers signing with Big 12 or SEC programs.

He mentored 71 players at Howard that signed at NCAA Division I programs, an average of seven players a year. In 2009, Thomas helped send 19 players to the D-I level and he coached 17 players in 2012 that signed letters of intent with D-I programs. In addition, 15-of-17 signees in 2012 went to Big 12, SEC or Pac-12 programs.

Thomas coached 29 players at Howard that were selected in the Major League Baseball First-Year Players Draft, including three top-10 selections.

Thomas' student-athletes at Howard were also successful in the classroom as 71 of his players graduated from 2008-2012. Thomas, along with academic advisor Linda Conway, initiated Howard's academic advising program in the fall of 2007. Howard finished third in the nation in 2007 with a 3.32 team grade-point average.

Prior to beginning his collegiate coaching career at Howard, Thomas spent a summer coaching in the Texas Collegiate League with the Coppell Copperheads. Thomas helped lead the Copperheads to a championship season with a 31-17 record and a Tris Speaker division title.

He spent the 2004 summer as an assistant coach with the Dallas Mustangs - a perennial high school summer baseball powerhouse - under the direction of Sam Carpenter, who is one of the most prominent select baseball coaches in the country.

A graduate of Abilene Christian University in 2005 with a degree in mass communications, Thomas was a four-year all-conference catcher while beginning his career at Howard College before transferring to ACU and finishing his degree in four years.

Thomas' collegiate playing career included throwing out 30 percent of would-be base stealers and tallying a .320 career batting average. He completed his college career being named to the All-Tournament team at the 2004 Lone Star tournament where ACU finished in the top-10 in the country with a 42-17 overall record while claiming its second consecutive league championship.

A native of Duncanville, Texas, Thomas played for legendary coach Bob Rombach at Duncanville High School where he led his team to three straight Texas High School state playoff appearances (1998-2000). Thomas was born in Duncanville, Texas, on October 30, 1982.

**HOWARD COLLEGE HIGHLIGHTS (2006-2012):**

- Helped lead team to a 321-88 overall record in seven seasons.
- Won 2009 NJCAA World Series championship with a 63-1 overall record.
- Averaged 49 wins/season during his final five seasons (2008-2012).
- College baseball record 57-game win streak (2009).
- Won a school-record 53 consecutive conference games (2008-2010).
- Led the country in batting three times (2008, 2009, 2011).
- Ranked in the top five in the nation in hitting during all seven seasons.
- Coached 14 NJCAA All-Americans, including two NJCAA Players of the Year.
- Coached three individual NJCAA batting champions.
- Coached five Rawlings NJCAA Gold Glove Award winners.
- Coached back-to-back NJCAA batting champions (2008 - Tyler Ladendorf, .542... 2009 - Will Calhoun, .497).
- Team received a national-ranking during 42 consecutive weeks (2008-2012).
- Hawks were ranked in the top-10 in the country 22 straight weeks (2008-2010).
- Howard received a top-five national ranking in 19 consecutive regular season polls (2008-2010).
- Coached 15 players that led the nation in a major offensive statistical category.
- Offensive players ranked in 101 national top-25 statistical categories.
- Coached the NJCAA stolen base leader in three consecutive years (2007-09).
- Coached seven hitters that ranked in the top 10 in the nation in batting.
- Coached four hitters in 2008 that ranked in the top 25 in batting.



15



## MATT GARDNER

**Volunteer Assistant Coach • 1st Season  
Oklahoma State University, 2008**

Matt Gardner enters his first season as the volunteer assistant baseball coach at Texas Tech in 2014. Gardner will assist with the Red Raiders pitching staff and catchers while also working with the outfielders. Gardner was named volunteer assistant coach with the Red Raiders on Aug. 27, 2013.

Gardner, who began his collegiate playing career for Tim Tadlock at Grayson County College in 2004-05, spent the previous two seasons as pitching coach at Lubbock Christian University (2012-13) following three seasons as a graduate assistant coach (2009) and volunteer assistant at his alma mater, Oklahoma State (2010-11).

Just before arriving at Tech, Gardner was the pitching coach for the Chatham Anglers in the Cape Cod League during the summer of 2013. He helped lead the Anglers to the President's Trophy, awarded annually to the team with the best overall record (26-17). During his summer in the Cape, Gardner coached Red Raider outfielder Brett Bell, catcher Hunter Redman and right-handed pitcher Dominic Moreno.

He helped guide the Anglers to the Cape Cod League Eastern Division title while working with a pitching staff that tallied 332 strikeouts – ranking second in the league – which was anchored by the Cape Cod League's Most Outstanding Pitcher, right-handed pitcher Lukas Schiraldi. Also on his pitching staff was right-handed pitcher Tommy Lawrence, who was awarded the league's John Claffey Award, which is given to the top Cape Cod League Prospect from New England.

Gardner's pitching staff posted a 3.33 ERA – the Anglers' lowest team ERA since 2010 – while eight of his pitchers posted an ERA under 2.00. Schiraldi led the league with a 1.20 ERA in seven starts going 4-1 with 37.2 innings pitched with 27 strikeouts and 10 walks allowed. Lawrence went 3-0 with a 1.60 ERA with eight appearances (5 starts) with 33.2 innings pitched, 29 strikeouts and just three walks allowed.

In addition, Anglers long-time manager, John Schiffner, was awarded Cape Cod League Coach of the Year honors for just the second time during his 20-year career in the Cape.

During Gardner's final season at LCU in 2013, the Chaps finished the season 44-17 overall and received a national ranking as high as No. 4 in the country while he led a pitching staff that broke a school record with three Major League Baseball First-Year Players Draft selections.

Gardner's pitching staff ranked in the top 25 in the nation in strikeouts in back-

to-back seasons at LCU while his top pitcher in 2012, Tyler Rogers, ranked third in the country with 122 strikeouts and his ace pitcher in 2013, Derek Loera, a 28th round draft pick, was 18th in NAIA with 10 wins and 19th in the nation with 89 strikeouts.

During his two campaigns at LCU the Chaps won 79 games, had 12 All-Sooner Athletic Conference selections and six NAIA All-America selections. LCU received a national ranking during every week of the season during Gardner's two seasons with eight rankings inside the top 10 in the nation.

While at Oklahoma State, Gardner assisted then-head coach Frank Anderson with the pitching duties during the 2010-11 seasons and worked with the team's catchers as a graduate assistant coach in 2009.

Gardner's final season at OSU in 2011, the Cowboys pitching staff recorded a 3.79 ERA – the program's lowest team ERA in 36 years (since 1974). During his first season assisting with the pitching staff, Oklahoma State ranked fifth in the nation averaging 8.9 strikeouts per nine innings.

OSU advanced to a pair of NCAA Regionals during Gardner's time on the coaching staff with an appearance at the 2009 Clemson Regional (2-2 record) and advancing to the 2011 Nashville Regional. The Cowboys posted a 98-75 overall record from 2009-11.

Gardner coached 21 MLB draft picks at Oklahoma State – 10 of which were pitchers while five OSU players were selected in the top-10 rounds of the MLB Draft.

In addition to coaching over 20 draft picks at his alma mater, Gardner mentored 18 All-Big 12 selections, 21 Academic All-Big 12 honorees, two Big 12 Pitchers of the Week and one All-American.

Gardner's coaching career also includes a pair of assistant coaching stints at the junior college level while coaching the fall of 2009 at Ranger College and the fall of 2010 at Midland College.

A Friday-night starter at Oklahoma State for two seasons, Gardner was an All-Big 12 selection and Academic All-Big 12 award winner during his three-year career (2006-08) as a student-athlete with a 16-6 career record with a 4.89 ERA with 39 appearances, 30 starts, two complete games, 173.0 innings pitched and 108 strikeouts with 40 walks in three seasons (2006-08) as a Cowboy.



He helped lead OSU to three consecutive NCAA Tournament appearances, which included a trip to an NCAA Super Regional in 2007. Gardner and the Cowboys captured three straight 40-win seasons, something that hadn't been accomplished in Stillwater since 1997-99.

Twice he was named OSU's Opening Day starter during his sophomore and junior seasons.

He was named to the 2006 NCAA Fayetteville Regional All-Tournament team while recording a 7-3 record with 18 appearances, 10 starts, 83.1 innings pitched and 51 strikeouts. Also in 2006, Gardner ranked fourth in the Big 12 in complete games (2) and fifth in the league in wins (5) during Big 12 play.

His junior season the Cowboys advanced to the NCAA Louisville Super Regional after going 3-0 and winning the Fayetteville Regional. As a senior, the Cowboys finished their season hosting a regional in Stillwater going 2-2 and finishing a game away from back-to-back Super Regional appearances.

His final season at OSU the Cowboys led the Big 12 with a 3.98 team ERA.

Gardner was a 32nd round MLB Draft pick in 2007 by the Los Angeles Dodgers following his junior season at OSU.

He began his collegiate career playing for Tadlock at Grayson County College in 2005 while helping the Vikings to a 45-13 overall record and to a conference championship while being named an NCAA Honorable Mention All-American.

He ranked eighth in the nation during his freshman year in wins going 10-1 with a 3.93 ERA in 73.1 innings with 62 strikeouts and 24 walks allowed. Gardner was also a catcher during his first college season batting .310 (40-for-129) with five home runs and 33 RBI.

He was a 48th round selection in the 2005 MLB Draft by the Seattle Mariners.

Gardner earned his bachelor's degree from Oklahoma State University with a degree in Education in 2008. He is originally from Andrews, Texas, graduating from Andrews High School in 2004.

Matt is the son of Rodney Gardner and Vickie Gardner, both graduates of Lubbock Christian University. His father, Rodney, was a 1975 All-American at LCU playing under former Tech head coach Larry Hays. Rodney went on to coach locally in Lubbock and also at Abernathy and Estacado High School. Gardner was born in Lubbock on November 2, 1984.







## JOE HUGHES

**Director of Operations • 2nd Season  
University of Oklahoma, 2008 & 2010**

Joe Hughes enters his second season as the director of baseball operations at Texas Tech in 2014. Hughes was named director of operations with the Red Raiders on July 17, 2012.

Hughes is responsible for the baseball program's day-to-day operations and oversees every Tech baseball student-athletes' needs. He manages team travel, scheduling and the program's team budget. Hughes also oversees facility needs for the home of Red Raider baseball, Dan Law Field at Rip Griffin Park.

Hughes serves as fall, winter and summer camp director for Texas Tech baseball and works as the baseball team liaison with every area and department throughout the Texas Tech athletics department.

A former college baseball player at Oklahoma (2006-07), Hughes joined the Red Raiders coaching staff after a year as assistant director of event management at Oklahoma (2011-2012).

Hughes worked with all 21 intercollegiate athletics programs at OU in event management. Hughes spent significant time working with athletics administration, individual coaching staffs, sport administrators, athletics communications, ticket sales, athletic trainers, marketing and officials to list a few.

Hughes served as a student assistant coach with the Oklahoma baseball program in the fall of 2007 and following his post-graduate studies became a graduate assistant in the OU athletics department in January 2011.

In addition, Hughes worked Oklahoma baseball camps along with private lessons while coaching high school and youth baseball teams during his time in Norman.

Hughes' relationship with Texas Tech head coach Tim Tadlock dates back to the beginning of his collegiate playing career at Grayson County College (2004-05) when Tadlock served as the head coach of the junior-college program in Denison, Texas.

Following his junior-college career, Hughes turned down numerous NCAA Division I scholarship offers to reunite with Tadlock at Oklahoma where he was a two-year starter for the Sooners while helping lead the Sooners to the 2006 Norman Regional championship and to an NCAA Super Regional appearance. In fact, Hughes was a key member of the Sooners offense that led the Big 12 in hitting (.323) in 2006.

Following his senior season, Hughes signed a free agent contract with the Kansas City Royals where he made 16 appearances during the 2007 season with Idaho Falls in the Pioneer League. Hughes' playing career came to an end following 2008 spring training due to an arm injury.

Hughes played the outfield and pitched for the Sooners. He received several honors during his Oklahoma career, including All-Big 12 honorable mention, Academic All-Big 12 first team and Big 12 All-Tournament Team as a senior, and he was named Big 12 Player of the Week during the second week of the season in 2006.

He was a .348 (73-for-210) career hitter at Oklahoma while playing in 86 games (62 starts) with 43 runs, seven doubles, two triples, two home runs and 42 RBI with a .990 fielding percentage.

Hughes' senior season he batted .333 (43-for-129) with 22 RBI and won six games on the mound (6-3) with a 5.32 ERA in 16 appearances (12 starts) with 66.0 innings, 48 strikeouts and 25 walks allowed while picking off three runners.

Hughes batted .375 during his freshman season at Grayson County in 2004 where he helped lead the Vikings to the NJCAA World Series in Grand Junction, Colo., following a Region V Tournament title. Hughes helped guide Grayson County to a conference championship in 2005 with a 41-10 overall record while batting .367 with 20 RBI and 13 stolen bases while pitching 35.1 innings with a 3-1 record and 3.57 ERA with 34 strikeouts.

Hughes graduated from Oklahoma in 2008 with a degree in human relations. He earned his master's degree in 2010 with a degree in adult and higher education with an emphasis in intercollegiate athletics administration. Hughes is originally from Plano, Texas, where he played high school baseball at Plano East Senior High School. Hughes was born in Oceanside, Calif., on October 4, 1984.







TEXAS TECH BASEBALL SUPPORT STAFF



**Brody Allen**  
Student Manager



**Ralph Bauer**  
Event Operations



**Charlotte Becton**  
Administrative Assistant



**Shishir Bhakta**  
Manager



**Lyle Danley**  
Student Athletics Trainer



**Brent Fletcher**  
Tickets



**Wayne Gehegan**  
Stadium Facilities



**Brooks Gustafson**  
Student Manager



**Kirby Hocutt**  
Director of Athletics



**Matthew Jordan**  
Academic Advisor




**Ryan Kapitzke**  
Superintendent of Stadium



**Scott Lacefield**  
Athletics Communications



**Steve Maines**  
Events Operations



**Dana McCutchin**  
Dietitian



**Terry Neal**  
Stadium Facilities



**Joe Parker**  
Deputy Athletics Director




**Brian Shannon**  
NCAA Faculty Representative



**Bryan Simpson**  
Athletic Trainer



**Tory Stephens**  
Strength & Conditioning



**Eric Ward**  
Marketing and Promotions



# ALL-TIME OPPONENTS



ALL-TIME RESULTS - BIG 12 OPPONENTS

Baylor: 78-74-0

Home: 50-25-0

Away: 26-45

Neutral: 2-4-0



|         |                |                    |
|---------|----------------|--------------------|
| 1928    | Lubbock, Texas | L, 1-15            |
| 1928    | Lubbock, Texas | W, 8-3             |
| 3/27/67 | Lubbock, Texas | L, 8-12            |
| 3/28/67 | Lubbock, Texas | L, 3-5             |
| 5/11/68 | Lubbock, Texas | L, 2-3             |
| 5/11/68 | Lubbock, Texas | L, 1-4             |
| 3/28/69 | Waco, Texas    | W, 6-1             |
| 3/28/69 | Waco, Texas    | L, 4-7             |
| 3/29/69 | Waco, Texas    | W, 4-0             |
| 5/01/70 | Lubbock, Texas | W, 5-3             |
| 5/01/70 | Lubbock, Texas | W, 4-2             |
| 5/02/70 | Lubbock, Texas | W, 14-2            |
| 4/23/71 | Waco, Texas    | (No-Hitter) W, 1-0 |
| 4/23/71 | Waco, Texas    | L, 3-6             |
| 4/24/71 | Waco, Texas    | L, 5-6             |
| 4/21/72 | Lubbock, Texas | W, 8-0             |
| 4/21/72 | Lubbock, Texas | W, 9-4             |
| 4/22/72 | Lubbock, Texas | W, 10-3            |
| 4/13/73 | Waco, Texas    | L, 3-5             |
| 4/13/73 | Waco, Texas    | L, 1-3             |
| 4/26/74 | Lubbock, Texas | W, 6-5 (10)        |
| 4/26/74 | Lubbock, Texas | W, 6-4             |
| 4/27/74 | Lubbock, Texas | L, 5-8             |
| 4/25/75 | Waco, Texas    | W, 6-5             |
| 4/25/75 | Waco, Texas    | L, 4-6             |
| 4/26/75 | Waco, Texas    | W, 8-5             |
| 4/16/76 | Lubbock, Texas | W, 8-7             |
| 4/17/76 | Lubbock, Texas | W, 12-10           |
| 4/17/76 | Lubbock, Texas | W, 6-5             |
| 4/15/77 | Waco, Texas    | L, 0-4             |
| 4/16/77 | Waco, Texas    | L, 1-6             |
| 4/16/77 | Waco, Texas    | L, 3-15            |
| 3/10/78 | Lubbock, Texas | L, 3-12            |
| 3/11/78 | Lubbock, Texas | W, 4-0             |
| 3/11/78 | Lubbock, Texas | W, 5-1             |
| 3/09/79 | Waco, Texas    | L, 2-4             |
| 3/10/79 | Waco, Texas    | W, 5-0             |
| 3/10/79 | Waco, Texas    | L, 0-4             |
| 4/11/80 | Lubbock, Texas | W, 8-1             |
| 4/12/80 | Lubbock, Texas | W, 5-2             |
| 4/12/80 | Lubbock, Texas | L, 4-6             |
| 3/27/81 | Waco, Texas    | W, 13-4            |
| 3/28/81 | Waco, Texas    | L, 4-5             |
| 3/28/81 | Waco, Texas    | L, 5-16            |
| 3/26/82 | Lubbock, Texas | W, 13-2            |
| 3/27/82 | Lubbock, Texas | W, 4-2             |
| 3/27/82 | Lubbock, Texas | L, 6-11            |
| 3/18/83 | Waco, Texas    | L, 3-5             |
| 3/19/83 | Waco, Texas    | L, 4-5             |
| 3/19/83 | Waco, Texas    | L, 2-3             |
| 3/23/84 | Lubbock, Texas | W, 30-21           |
| 3/24/84 | Lubbock, Texas | W, 9-3             |
| 3/24/84 | Lubbock, Texas | L, 19-20           |
| 3/15/85 | Waco, Texas    | L, 2-3             |
| 3/16/85 | Waco, Texas    | L, 0-3             |
| 3/16/85 | Waco, Texas    | L, 4-5             |
| 5/02/86 | Lubbock, Texas | L, 3-6             |
| 5/03/86 | Lubbock, Texas | L, 5-8             |
| 5/03/86 | Lubbock, Texas | L, 4-11            |
| 4/24/87 | Waco, Texas    | L, 5-7             |
| 4/25/87 | Waco, Texas    | W, 5-3             |
| 4/25/87 | Waco, Texas    | L, 2-7             |
| 4/29/88 | Lubbock, Texas | L, 5-8             |
| 4/30/88 | Lubbock, Texas | W, 5-2             |
| 4/30/88 | Lubbock, Texas | L, 5-6             |
| 4/21/89 | Waco, Texas    | W, 4-0             |
| 4/22/89 | Waco, Texas    | L, 2-3             |
| 4/22/89 | Waco, Texas    | W, 8-6             |
| 4/20/90 | Lubbock, Texas | L, 0-10            |
| 4/21/90 | Lubbock, Texas | W, 2-1             |
| 4/21/90 | Lubbock, Texas | L, 3-5             |
| 4/26/91 | Waco, Texas    | L, 1-12            |
| 4/27/91 | Waco, Texas    | L, 1-2             |
| 4/27/91 | Waco, Texas    | L, 2-3             |
| 2/21/92 | Waco, Texas    | W, 3-1             |
| 2/23/92 | Waco, Texas    | L, 0-4             |
| 2/23/92 | Waco, Texas    | W, 5-4             |
| 5/01/92 | Lubbock, Texas | W, 3-2             |

|         |                      |              |
|---------|----------------------|--------------|
| 5/02/92 | Lubbock, Texas       | W, 5-2       |
| 5/02/92 | Lubbock, Texas       | W, 10-4      |
| 3/05/93 | Lubbock, Texas       | W, 1-0 (10)  |
| 3/06/93 | Lubbock, Texas       | L, 4-7       |
| 3/06/93 | Lubbock, Texas       | W, 10-6      |
| 5/13/93 | Austin, Texas        | L, 4-6       |
| 3/26/94 | Waco, Texas          | L, 0-4       |
| 3/26/94 | Waco, Texas          | W, 10-5      |
| 3/28/94 | Waco, Texas          | W, 4-1       |
| 5/12/95 | Lubbock, Texas       | W, 8-4       |
| 5/13/95 | Lubbock, Texas       | W, 11-6      |
| 5/13/95 | Lubbock, Texas       | W, 23-1      |
| 5/14/95 | Lubbock, Texas       | W, 13-3      |
| 3/22/96 | Waco, Texas          | W, 23-6      |
| 3/23/96 | Waco, Texas          | L, 0-8       |
| 3/23/96 | Waco, Texas          | W, 24-2      |
| 3/24/96 | Waco, Texas          | W, 11-3      |
| 5/18/96 | Lubbock, Texas       | W, 10-4      |
| 3/21/97 | Waco, Texas          | W, 8-5       |
| 3/22/97 | Waco, Texas          | L, 2-3       |
| 3/23/97 | Waco, Texas          | W, 16-3      |
| 3/20/98 | Lubbock, Texas       | L, 2-3       |
| 3/21/98 | Lubbock, Texas       | W, 9-1       |
| 3/22/98 | Lubbock, Texas       | L, 6-10      |
| 5/15/98 | Oklahoma City, Okla. | W, 11-4      |
| 3/26/99 | Waco, Texas          | L, 1-2       |
| 3/27/99 | Waco, Texas          | L, 5-6 (10)  |
| 3/28/99 | Waco, Texas          | L, 8-9       |
| 3/17/00 | Lubbock, Texas       | W, 3-2       |
| 3/18/00 | Lubbock, Texas       | W, 16-11     |
| 3/19/00 | Lubbock, Texas       | W, 10-6      |
| 5/20/00 | Oklahoma City, Okla. | L, 1-10      |
| 5/11/01 | Waco, Texas          | W, 11-8      |
| 5/12/01 | Waco, Texas          | L, 1-2       |
| 5/13/01 | Waco, Texas          | W, 6-5 (10)  |
| 5/17/02 | Lubbock, Texas       | W, 8-7 (10)  |
| 5/18/02 | Lubbock, Texas       | W, 5-2       |
| 5/19/02 | Lubbock, Texas       | W, 11-1      |
| 3/14/03 | Waco, Texas          | L, 1-3       |
| 3/15/03 | Waco, Texas          | W, 9-8       |
| 3/16/03 | Waco, Texas          | L, 2-9       |
| 5/21/04 | Lubbock, Texas       | W, 4-3       |
| 5/22/04 | Lubbock, Texas       | W, 19-18     |
| 5/23/04 | Lubbock, Texas       | W, 12-6      |
| 5/26/04 | Arlington, Texas     | L, 3-8       |
| 4/29/05 | Waco, Texas          | L, 1-6       |
| 4/30/05 | Waco, Texas          | W, 3-2       |
| 5/01/05 | Waco, Texas          | L, 5-8       |
| 3/31/06 | Lubbock, Texas       | L, 1-2       |
| 4/01/06 | Lubbock, Texas       | W, 14-4      |
| 4/02/06 | Lubbock, Texas       | W, 14-4      |
| 5/26/06 | Oklahoma City, Okla. | L, 3-5       |
| 3/23/07 | Waco, Texas          | L, 1-5       |
| 3/24/07 | Waco, Texas          | W, 8-7 (10)  |
| 3/25/07 | Waco, Texas          | L, 4-14      |
| 5/16/08 | Lubbock, Texas       | W, 7-4       |
| 5/17/08 | Lubbock, Texas       | L, 3-13      |
| 5/18/08 | Lubbock, Texas       | W, 12-5      |
| 3/20/09 | Waco, Texas          | L, 4-8       |
| 3/21/09 | Waco, Texas          | L, 4-5       |
| 3/22/09 | Waco, Texas          | W, 13-8      |
| 5/15/10 | Lubbock, Texas       | L, 2-6       |
| 5/15/10 | Lubbock, Texas       | W, 5-3       |
| 5/16/10 | Lubbock, Texas       | L, 5-12      |
| 3/18/11 | Waco, Texas          | W, 6-5       |
| 3/19/11 | Waco, Texas          | L, 13-14     |
| 3/20/11 | Waco, Texas          | W, 10-6 (10) |
| 3/16/12 | Waco, Texas          | L, 4-9       |
| 3/17/12 | Waco, Texas          | L, 3-4       |
| 3/18/12 | Waco, Texas          | L, 1-8       |
| 5/16/13 | Lubbock, Texas       | W, 17-5      |
| 5/17/13 | Lubbock, Texas       | W, 7-1       |
| 5/18/13 | Lubbock, Texas       | L, 8-15      |
| 5/25/13 | Oklahoma City, Okla. | W, 8-2       |

SERIES NOTES:

|                           |       |                             |
|---------------------------|-------|-----------------------------|
| Total Runs Scored         | _____ | Texas Tech 939 - Baylor 830 |
| Last 10 Games             | _____ | Tied, 5-5                   |
| Longest Win Streak        | _____ | 7 games (3/26/94-3/22/96)   |
| Longest Losing Streak     | _____ | 8 games (3/24/84-4/24/87)   |
| Last Win                  | _____ | 5/25/13 (8-2)               |
| Last Loss                 | _____ | 5/18/13 (8-15)              |
| Last Home Win             | _____ | 5/17/13 (7-1)               |
| Last Home Loss            | _____ | 5/18/13 (8-15)              |
| Last Road Win             | _____ | 3/20/11 (10-6, 10 inn.)     |
| Last Road Loss            | _____ | 3/18/12 (1-8)               |
| Last Shutout Win          | _____ | 3/5/93 (1-0, 10 inn.)       |
| Last Shutout Loss         | _____ | 3/23/96 (0-8)               |
| Highest Scoring Game      | _____ | 51 (3/23/84 - W, 30-21)     |
| Largest Margin of Victory | _____ | 22, twice                   |
| Largest Margin of Defeat  | _____ | 14 (1928 - L, 1-15)         |
| Most Runs by Texas Tech   | _____ | 30 (3/23/84)                |
| Most Runs by Baylor       | _____ | 21 (3/23/84)                |
| Record in One-Run Games   | _____ | 18-22                       |
| Extra-Innings             | _____ | Texas Tech leads, 6-1       |





ALL-TIME RESULTS - BIG 12 OPPONENTS

**Kansas: 33-20-0**

Home: 18-8-0  
 Away: 13-11-0  
 Neutral: 2-1-0



|         |                 |             |
|---------|-----------------|-------------|
| 3/17/81 | Edinburg, Texas | W, 6-1      |
| 3/18/81 | Edinburg, Texas | W, 4-3      |
| 3/20/81 | Edinburg, Texas | L, 3-4      |
| 4/11/97 | Lubbock, Texas  | W, 10-0     |
| 4/12/97 | Lubbock, Texas  | W, 18-8     |
| 4/13/97 | Lubbock, Texas  | L, 3-5      |
| 4/10/98 | Lawrence, Kan.  | W, 18-3     |
| 4/11/98 | Lawrence, Kan.  | L, 1-4      |
| 4/12/98 | Lawrence, Kan.  | W, 7-4      |
| 2/26/99 | Lubbock, Texas  | W, 8-1      |
| 2/27/99 | Lubbock, Texas  | W, 11-0     |
| 2/28/99 | Lubbock, Texas  | W, 13-5     |
| 4/21/00 | Lawrence, Kan.  | W, 9-4      |
| 4/22/00 | Lawrence, Kan.  | L, 0-4      |
| 4/23/00 | Lawrence, Kan.  | W, 12-4     |
| 4/27/01 | Lubbock, Texas  | W, 4-2      |
| 4/28/01 | Lubbock, Texas  | W, 2-1      |
| 4/29/01 | Lubbock, Texas  | W, 4-3      |
| 4/12/02 | Lawrence, Kan.  | L, 3-14     |
| 4/13/02 | Lawrence, Kan.  | W, 5-2 (10) |
| 4/14/02 | Lawrence, Kan.  | W, 6-5      |
| 4/11/03 | Lubbock, Texas  | L, 8-9      |
| 4/12/03 | Lubbock, Texas  | W, 5-4      |
| 4/13/03 | Lubbock, Texas  | L, 6-7      |
| 5/01/04 | Lawrence, Kan.  | W, 19-7     |
| 5/02/04 | Lawrence, Kan.  | W, 11-4     |
| 5/02/04 | Lawrence, Kan.  | W, 18-7     |
| 4/22/05 | Lubbock, Texas  | W, 9-7      |
| 4/23/05 | Lubbock, Texas  | L, 7-13     |
| 4/07/06 | Lawrence, Kan.  | L, 3-5      |
| 4/08/06 | Lawrence, Kan.  | W, 8-6 (10) |
| 4/09/06 | Lawrence, Kan.  | L, 3-5      |
| 4/20/07 | Lubbock, Texas  | W, 1-0      |
| 4/21/07 | Lubbock, Texas  | W, 3-1      |
| 4/22/07 | Lubbock, Texas  | L, 1-8      |
| 4/11/08 | Lawrence, Kan.  | L, 5-9      |
| 4/12/08 | Lawrence, Kan.  | L, 1-9      |
| 4/13/08 | Lawrence, Kan.  | L, 2-5      |
| 4/17/09 | Lubbock, Texas  | W, 15-10    |
| 4/18/09 | Lubbock, Texas  | W, 7-5      |
| 4/19/09 | Lubbock, Texas  | L, 6-15     |
| 4/23/10 | Lawrence, Kan.  | L, 2-10     |
| 4/24/10 | Lawrence, Kan.  | W, 11-8     |
| 4/25/10 | Lawrence, Kan.  | W, 21-10    |
| 4/29/11 | Lubbock, Texas  | W, 3-2 (10) |
| 4/30/11 | Lubbock, Texas  | W, 9-4      |
| 5/01/11 | Lubbock, Texas  | W, 8-7      |
| 3/30/12 | Lawrence, Kan.  | W, 3-1      |
| 3/31/12 | Lawrence, Kan.  | L, 2-5      |
| 4/01/12 | Lawrence, Kan.  | L, 3-9      |
| 4/19/13 | Lubbock, Texas  | L, 3-4      |
| 4/20/13 | Lubbock, Texas  | L, 1-6      |
| 4/21/13 | Lubbock, Texas  | W, 16-5     |

**SERIES NOTES:**

Total Runs Scored \_\_\_\_\_ Texas Tech 367 - Kansas 284  
 Last 10 Games \_\_\_\_\_ Texas Tech leads, 6-4  
 Longest Win Streak \_\_\_\_\_ 6 games (4/24/10-3/30/12)  
 Longest Losing Streak \_\_\_\_ 4 games 2x (3/31/12-4/20/13)  
 Last Win \_\_\_\_\_ 4/21/13 (16-5)  
 Last Loss \_\_\_\_\_ 4/20/13 (1-6)  
 Last Home Win \_\_\_\_\_ 4/21/13 (16-5)  
 Last Home Loss \_\_\_\_\_ 4/20/13 (1-6)  
 Last Road Win \_\_\_\_\_ 3/30/12 (3-1)  
 Last Road Loss \_\_\_\_\_ 4/1/12 (3-9)  
 Last Shutout Win \_\_\_\_\_ 4/20/07 (1-0)  
 Last Shutout Loss \_\_\_\_\_ 4/22/00 (0-4)  
 Highest Scoring Game \_\_\_\_\_ 31 (4/25/10 - W, 21-10)  
 Largest Margin of Victory \_\_\_\_\_ 15 (4/10/98 - W, 18-3)  
 Largest Margin of Defeat \_\_\_\_\_ 11 (4/12/02 - L, 3-14)  
 Most Runs by Texas Tech \_\_\_\_\_ 21 (4/25/10)  
 Most Runs by Kansas \_\_\_\_\_ 15 (4/19/09)  
 Record in One-Run Games \_\_\_\_\_ 8-4  
 Extra-Innings \_\_\_\_\_ Texas Tech leads, 3-0

**Kansas State: 28-25-1**

Home: 15-8-1  
 Away: 11-15-0  
 Neutral: 2-2-0



|         |                      |               |
|---------|----------------------|---------------|
| 3/15/93 | Fresno, Calif.       | W, 3-2        |
| 4/18/97 | Manhattan, Kan.      | W, 11-6       |
| 4/19/97 | Manhattan, Kan.      | W, 6-1        |
| 4/20/97 | Manhattan, Kan.      | W, 12-7       |
| 5/08/98 | Lubbock, Texas       | W, 13-6       |
| 5/09/98 | Lubbock, Texas       | W, 6-5        |
| 5/10/98 | Lubbock, Texas       | W, 18-10      |
| 4/24/99 | Manhattan, Kan.      | L, 7-9        |
| 4/24/99 | Manhattan, Kan.      | W, 9-8        |
| 4/01/00 | Lubbock, Texas       | W, 19-7       |
| 4/02/00 | Lubbock, Texas       | W, 9-2        |
| 4/02/00 | Lubbock, Texas       | W, 9-2        |
| 3/16/01 | Manhattan, Kan.      | W, 7-0        |
| 3/17/01 | Manhattan, Kan.      | W, 16-2       |
| 3/18/01 | Manhattan, Kan.      | L, 4-8        |
| 4/05/02 | Lubbock, Texas       | L, 5-7 (15)   |
| 4/06/02 | Lubbock, Texas       | W, 15-0       |
| 4/07/02 | Lubbock, Texas       | L, 1-5        |
| 5/22/02 | Arlington, Texas     | W, 5-4 (12)   |
| 5/24/02 | Arlington, Texas     | L, 6-7        |
| 4/18/03 | Manhattan, Kan.      | L, 8-10       |
| 4/19/03 | Manhattan, Kan.      | L, 1-5        |
| 4/20/03 | Manhattan, Kan.      | W, 8-1        |
| 4/16/04 | Lubbock, Texas       | W, 8-3        |
| 4/17/04 | Lubbock, Texas       | W, 3-0        |
| 4/18/04 | Lubbock, Texas       | W, 8-2        |
| 4/15/05 | Manhattan, Kan.      | W, 11-7       |
| 4/16/05 | Manhattan, Kan.      | L, 5-7        |
| 4/17/05 | Manhattan, Kan.      | L, 12-13      |
| 4/13/06 | Lubbock, Texas       | W, 4-2        |
| 4/14/06 | Lubbock, Texas       | L, 5-16       |
| 4/15/06 | Lubbock, Texas       | T, 11-11 (10) |
| 3/30/07 | Manhattan, Kan.      | L, 3-4        |
| 3/31/07 | Manhattan, Kan.      | W, 16-5       |
| 4/01/07 | Manhattan, Kan.      | L, 3-7        |
| 4/18/08 | Lubbock, Texas       | L, 4-12       |
| 4/19/08 | Lubbock, Texas       | L, 4-7 (10)   |
| 4/20/08 | Lubbock, Texas       | W, 19-4       |
| 5/08/09 | Manhattan, Kan.      | W, 6-0        |
| 5/09/09 | Manhattan, Kan.      | W, 12-6       |
| 5/10/09 | Manhattan, Kan.      | L, 5-9        |
| 4/01/10 | Lubbock, Texas       | W, 8-5        |
| 4/02/10 | Lubbock, Texas       | W, 13-4       |
| 4/03/10 | Lubbock, Texas       | L, 6-10       |
| 4/21/11 | Manhattan, Kan.      | L, 1-2        |
| 4/22/11 | Manhattan, Kan.      | L, 3-4        |
| 4/23/11 | Manhattan, Kan.      | L, 1-4        |
| 5/17/12 | Lubbock, Texas       | L, 5-7        |
| 5/18/12 | Lubbock, Texas       | L, 1-5        |
| 5/19/12 | Lubbock, Texas       | W, 8-2        |
| 4/05/13 | Manhattan, Kan.      | L, 5-6        |
| 4/06/13 | Manhattan, Kan.      | L, 2-15       |
| 4/07/13 | Manhattan, Kan.      | L, 2-12 (8)   |
| 5/23/13 | Oklahoma City, Okla. | L, 3-4        |

**SERIES NOTES:**

Total Runs Scored \_\_\_\_\_ Texas Tech 395 - Kansas State 309  
 Last 10 Games \_\_\_\_\_ Kansas State leads, 9-1  
 Longest Win Streak \_\_\_\_\_ 7 games (3/15/93-5/10/98)  
 Longest Losing Streak \_\_\_\_\_ 6 games (4/3/10-5/18/12)  
 Last Win \_\_\_\_\_ 5/19/12 (8-2)  
 Last Loss \_\_\_\_\_ 5/23/13 (3-4)  
 Last Home Win \_\_\_\_\_ 5/19/12 (8-2)  
 Last Home Loss \_\_\_\_\_ 5/18/12 (1-5)  
 Last Road Win \_\_\_\_\_ 5/9/09 (12-6)  
 Last Road Loss \_\_\_\_\_ 4/7/13 (2-12, 8 inn.)  
 Last Shutout Win \_\_\_\_\_ 5/8/09 (6-0)  
 Last Shutout Loss \_\_\_\_\_ N/A  
 Highest Scoring Game \_\_\_\_\_ 28 (5/10/98 - W, 18-10)  
 Largest Margin of Victory \_\_\_\_\_ 15 2x (4/20/08 - W, 19-4)  
 Largest Margin of Defeat \_\_\_\_\_ 13 (4/6/13 - L, 2-13)  
 Most Runs by Texas Tech \_\_\_\_\_ 19 (4/20/08)  
 Most Runs by Kansas State \_\_\_\_\_ 16 (4/14/06)  
 Record in One-Run Games \_\_\_\_\_ 4-7  
 Extra-Innings \_\_\_\_\_ Kansas State leads, 1-2-1

**Oklahoma: 28-41-1**

Home: 14-12-0  
 Away: 10-21-1  
 Neutral: 4-8-0



|         |                      |             |
|---------|----------------------|-------------|
| 3/23/76 | Norman, Okla.        | L, 0-3      |
| 3/23/76 | Norman, Okla.        | L, 0-7      |
| 4/19/82 | Norman, Okla.        | L, 2-3      |
| 2/22/91 | El Paso, Texas       | W, 10-0     |
| 2/24/91 | El Paso, Texas       | L, 3-7      |
| 4/01/94 | Norman, Okla.        | W, 6-3      |
| 4/02/94 | Norman, Okla.        | L, 8-10     |
| 2/25/95 | Lubbock, Texas       | W, 5-4      |
| 2/26/95 | Lubbock, Texas       | L, 4-16     |
| 4/26/97 | Norman, Okla.        | L, 4-5      |
| 4/27/97 | Norman, Okla.        | W, 6-1      |
| 4/27/97 | Norman, Okla.        | W, 18-6     |
| 5/16/97 | Oklahoma City, Okla. | L, 3-5      |
| 5/18/97 | Oklahoma City, Okla. | L, 17-19    |
| 4/24/98 | Lubbock, Texas       | L, 1-15     |
| 4/25/98 | Lubbock, Texas       | W, 15-11    |
| 4/26/98 | Lubbock, Texas       | W, 11-8     |
| 5/14/98 | Oklahoma City, Okla. | W, 5-1      |
| 5/17/98 | Oklahoma City, Okla. | W, 4-3      |
| 4/09/99 | Norman, Okla.        | W, 11-10    |
| 4/10/99 | Norman, Okla.        | W, 8-3      |
| 4/11/99 | Norman, Okla.        | W, 3-1      |
| 4/28/00 | Lubbock, Texas       | L, 4-7      |
| 4/29/00 | Lubbock, Texas       | W, 8-7      |
| 4/30/00 | Lubbock, Texas       | W, 15-14    |
| 4/20/01 | Norman, Okla.        | W, 9-3      |
| 4/21/01 | Norman, Okla.        | L, 5-6      |
| 4/22/01 | Norman, Okla.        | T, 7-7      |
| 5/16/01 | Oklahoma City, Okla. | W, 17-5     |
| 5/18/01 | Oklahoma City, Okla. | L, 3-4      |
| 4/27/02 | Lubbock, Texas       | W, 9-3      |
| 4/27/02 | Lubbock, Texas       | W, 9-4      |
| 4/28/02 | Lubbock, Texas       | W, 10-5     |
| 5/02/03 | Norman, Okla.        | L, 1-4      |
| 5/03/03 | Norman, Okla.        | L, 1-6      |
| 5/04/03 | Norman, Okla.        | L, 4-5      |
| 4/23/04 | Lubbock, Texas       | L, 4-10     |
| 4/24/04 | Lubbock, Texas       | W, 14-4     |
| 4/25/04 | Lubbock, Texas       | W, 6-5 (10) |
| 5/27/04 | Arlington, Texas     | L, 1-3      |
| 5/20/05 | Norman, Okla.        | L, 3-6      |
| 5/21/05 | Norman, Okla.        | L, 1-3      |
| 5/22/05 | Norman, Okla.        | L, 11-14    |
| 4/21/06 | Lubbock, Texas       | L, 2-5      |
| 4/22/06 | Lubbock, Texas       | L, 5-6      |
| 4/23/06 | Lubbock, Texas       | L, 2-8      |
| 5/18/07 | Norman, Okla.        | L, 5-6      |
| 5/19/07 | Norman, Okla.        | L, 7-8 (10) |
| 5/20/07 | Norman, Okla.        | W, 15-5     |
| 4/25/08 | Lubbock, Texas       | L, 7-12     |
| 4/26/08 | Lubbock, Texas       | W, 6-2      |
| 4/27/08 | Lubbock, Texas       | L, 2-3      |
| 4/10/09 | Norman, Okla.        | L, 0-6      |
| 4/11/09 | Norman, Okla.        | L, 0-4      |
| 4/12/09 | Norman, Okla.        | W, 5-1      |
| 5/20/09 | Oklahoma City, Okla. | L, 2-5      |
| 4/17/10 | Lubbock, Texas       | L, 1-12     |
| 4/17/10 | Lubbock, Texas       | W, 7-3      |
| 4/18/10 | Lubbock, Texas       | W, 8-3      |
| 4/01/11 | Norman, Okla.        | L, 1-10     |
| 4/02/11 | Norman, Okla.        | L, 1-11     |
| 4/03/11 | Norman, Okla.        | L, 5-8      |
| 5/26/11 | Oklahoma City, Okla. | L, 1-3      |
| 3/23/12 | Lubbock, Texas       | W, 6-1      |
| 3/24/12 | Lubbock, Texas       | L, 3-5      |
| 3/25/12 | Lubbock, Texas       | L, 2-8      |
| 4/26/13 | Norman, Okla.        | L, 0-8      |
| 4/27/13 | Norman, Okla.        | L, 2-6      |
| 4/28/13 | Norman, Okla.        | W, 9-3      |
| 5/24/13 | Oklahoma City, Okla. | L, 0-8      |

**SERIES NOTES:**

Total Runs Scored \_\_\_\_\_ Texas Tech 390 - Oklahoma 426  
 Last 10 Games \_\_\_\_\_ Oklahoma leads, 8-2  
 Longest Win Streak \_\_\_\_\_ 7 games (4/25/98-4/11/99)  
 Longest Losing Streak \_\_\_\_\_ 9 games (5/27/04-5/19/07)  
 Last Win \_\_\_\_\_ 4/28/13 (9-3)  
 Last Loss \_\_\_\_\_ 5/24/13 (0-8)  
 Last Home Win \_\_\_\_\_ 3/23/12 (6-1)  
 Last Home Loss \_\_\_\_\_ 3/25/12 (2-8)  
 Last Road Win \_\_\_\_\_ 4/28/13 (9-3)  
 Last Road Loss \_\_\_\_\_ 4/27/13 (2-6)  
 Last Shutout Win \_\_\_\_\_ 2/22/91 (10-0)  
 Last Shutout Loss \_\_\_\_\_ 5/24/13 (0-8)  
 Highest Scoring Game \_\_\_\_\_ 36 (5/19/97 - L, 17-19)  
 Largest Margin of Victory \_\_\_\_\_ 12 2x (5/16/01 - W, 17-5)  
 Largest Margin of Defeat \_\_\_\_\_ 14 (4/24/98 - L, 1-15)  
 Most Runs by Texas Tech \_\_\_\_\_ 18 (4/27/97)  
 Most Runs by Oklahoma \_\_\_\_\_ 19 (5/18/97)  
 Record in One-Run Games \_\_\_\_\_ 6-9  
 Extra-Innings \_\_\_\_\_ Tied, 1-1



ALL-TIME RESULTS - BIG 12 OPPONENTS

Oklahoma State: 26-35-0

Home: 14-16-0

Away: 11-19-0

Neutral: 1-0-0



Table of Oklahoma State baseball results from 3/04/83 to 5/05/13, listing opponents and scores.

SERIES NOTES:

Total Runs Scored \_\_\_\_ Texas Tech 329 - Oklahoma State 444
Last 10 Games \_\_\_\_ Oklahoma State leads, 6-4
Longest Win Streak \_\_\_\_ 5 games (3/29/97-3/28/98)
Longest Losing Streak \_\_\_\_ 8 games (5/19/06-5/10/08)
Last Win \_\_\_\_ 5/3/13 (5-2)
Last Loss \_\_\_\_ 5/5/13 (0-3)
Last Home Win \_\_\_\_ 5/3/13 (5-2)
Last Home Loss \_\_\_\_ 5/5/13 (0-3)
Last Road Win \_\_\_\_ 4/11/10 (5-3)
Last Road Loss \_\_\_\_ 4/22/12 (1-7)
Last Shutout Win \_\_\_\_ 3/23/01 (2-0)
Last Shutout Loss \_\_\_\_ 5/5/13 (0-3)
Highest Scoring Game \_\_\_\_ 25 (3/27/98 - W, 13-12)
Largest Margin of Victory \_\_\_\_ 8 (3/24/01 - W, 10-2)
Largest Margin of Defeat \_\_\_\_ 14 (4/13/86 - L, 4-18)
Most Runs by Texas Tech \_\_\_\_ 13 (3/27/98)
Most Runs by Oklahoma State \_\_\_\_ 18 (4/13/86)
Record in One-Run Games \_\_\_\_ 9-8
Extra-Innings \_\_\_\_ N/A

TCU: 66-84-1

Home: 36-34-0

Away: 26-49-1

Neutral: 4-1-0



Table of TCU baseball results from 3/18/57 to 4/20/91, listing opponents and scores.

Table of TCU baseball results from 2/14/92 to 3/31/13, listing opponents and scores.

SERIES NOTES:

Total Runs Scored \_\_\_\_ Texas Tech 895 - TCU 905
Last 10 Games \_\_\_\_ TCU leads, 9-1
Longest Win Streak \_\_\_\_ 10 games (2/2/01-2/18/03)
Longest Losing Streak \_\_\_\_ 13 games (4/25/07-3/30/13)
Last Win \_\_\_\_ 3/31/13 (8-7)
Last Loss \_\_\_\_ 3/30/13 (3-7)
Last Home Win \_\_\_\_ 3/31/13 (8-7)
Last Home Loss \_\_\_\_ 3/30/13 (3-7)
Last Road Win \_\_\_\_ 2/15/05 (7-4)
Last Road Loss \_\_\_\_ 3/12/12 (4-7)
Last Shutout Win \_\_\_\_ 3/11/94 (1-0)
Last Shutout Loss \_\_\_\_ 3/4/11 (0-7)
Highest Scoring Game \_\_\_\_ 30 (5/12/96 - W, 23-7)
Largest Margin of Victory \_\_\_\_ 16 (5/12/96 - W, 23-7)
Largest Margin of Defeat \_\_\_\_ 19 (3/9/63 - L, 2-21)
Most Runs by Texas Tech \_\_\_\_ 23 (5/12/96)
Most Runs by TCU \_\_\_\_ 21 (3/9/63)
Record in One-Run Games \_\_\_\_ 19-28
Extra-Innings \_\_\_\_ Tied, 3-3



ALL-TIME RESULTS - BIG 12 OPPONENTS

Texas: 39-103-0

Home: 20-47-0

Away: 14-52-0

Neutral: 4-5-0



|         |                        |             |
|---------|------------------------|-------------|
| 3/22/68 | Lubbock, Texas         | L, 5-7      |
| 3/22/68 | Lubbock, Texas         | L, 2-7      |
| 3/23/68 | Lubbock, Texas         | L, 1-2      |
| 4/25/69 | Austin, Texas          | W, 2-1      |
| 4/25/69 | Austin, Texas          | L, 1-12     |
| 4/26/69 | Austin, Texas          | L, 2-6      |
| 4/04/70 | Lubbock, Texas         | L, 0-4      |
| 4/04/70 | Lubbock, Texas         | L, 3-6      |
| 3/19/71 | Austin, Texas          | L, 0-1 (13) |
| 3/19/71 | Austin, Texas          | L, 3-9      |
| 3/20/71 | Austin, Texas          | W, 6-4      |
| 3/31/72 | Lubbock, Texas         | L, 3-5      |
| 3/31/72 | Lubbock, Texas         | W, 5-4      |
| 4/01/72 | Lubbock, Texas         | L, 10-12    |
| 4/06/73 | Austin, Texas          | L, 2-6      |
| 4/06/73 | Austin, Texas          | L, 0-9      |
| 3/15/74 | Lubbock, Texas         | W, 5-3      |
| 3/15/74 | Lubbock, Texas         | L, 0-5      |
| 3/16/74 | Lubbock, Texas         | L, 0-16     |
| 3/14/75 | Austin, Texas          | L, 1-7      |
| 3/15/75 | Austin, Texas          | L, 1-7      |
| 3/15/75 | Austin, Texas          | L, 1-14     |
| 4/30/76 | Lubbock, Texas         | W, 4-3      |
| 5/01/76 | Lubbock, Texas         | L, 5-14     |
| 5/01/76 | Lubbock, Texas         | L, 3-14     |
| 2/25/77 | Austin, Texas          | L, 3-9      |
| 2/26/77 | Austin, Texas          | L, 5-6      |
| 2/26/77 | Austin, Texas          | L, 0-11     |
| 4/28/78 | Lubbock, Texas         | L, 4-14     |
| 4/29/78 | Lubbock, Texas         | L, 0-5      |
| 4/29/78 | Lubbock, Texas         | W, 8-7      |
| 4/27/79 | Austin, Texas          | L, 1-4      |
| 4/28/79 | Austin, Texas          | L, 1-3      |
| 4/28/79 | Austin, Texas          | L, 1-5      |
| 3/28/80 | Lubbock, Texas         | L, 1-14     |
| 3/29/80 | Lubbock, Texas         | W, 3-2      |
| 3/29/80 | Lubbock, Texas         | L, 4-9      |
| 5/17/80 | College Station, Texas | L, 2-9      |
| 3/13/81 | Lubbock, Texas         | L, 3-17     |
| 3/13/81 | Lubbock, Texas         | L, 1-5      |
| 3/14/81 | Lubbock, Texas         | L, 6-7      |
| 4/30/82 | Lubbock, Texas         | L, 7-9      |
| 4/22/83 | Austin, Texas          | L, 3-12     |
| 4/23/83 | Austin, Texas          | L, 1-9      |
| 4/23/83 | Austin, Texas          | L, 2-8      |
| 4/28/84 | Lubbock, Texas         | L, 3-7      |
| 4/28/84 | Lubbock, Texas         | L, 2-8      |
| 4/29/84 | Lubbock, Texas         | W, 8-5      |
| 4/19/85 | Austin, Texas          | L, 2-9      |
| 4/20/85 | Austin, Texas          | L, 15-16    |
| 4/20/85 | Austin, Texas          | L, 2-8      |
| 4/18/86 | Lubbock, Texas         | L, 5-16     |
| 4/19/86 | Lubbock, Texas         | L, 3-6      |
| 4/20/86 | Lubbock, Texas         | L, 2-11     |
| 4/10/87 | Austin, Texas          | L, 1-11     |
| 4/11/87 | Austin, Texas          | L, 0-11     |
| 4/11/87 | Austin, Texas          | L, 3-8      |
| 4/15/88 | Lubbock, Texas         | L, 12-13    |
| 4/16/88 | Lubbock, Texas         | L, 1-2      |
| 4/16/88 | Lubbock, Texas         | L, 9-11     |
| 4/07/89 | Austin, Texas          | L, 2-8      |
| 4/08/89 | Austin, Texas          | L, 3-13     |
| 4/08/89 | Austin, Texas          | L, 1-4      |
| 4/07/90 | Lubbock, Texas         | L, 2-6      |
| 4/08/90 | Lubbock, Texas         | L, 2-7      |
| 4/08/90 | Lubbock, Texas         | L, 6-15     |
| 4/12/91 | Austin, Texas          | L, 4-14     |
| 4/13/91 | Austin, Texas          | L, 0-1      |
| 4/13/91 | Austin, Texas          | W, 1-0      |
| 2/07/92 | Austin, Texas          | L, 1-2      |
| 2/08/92 | Austin, Texas          | L, 4-9      |
| 2/09/92 | Austin, Texas          | L, 4-5      |
| 4/23/92 | Lubbock, Texas         | L, 4-5      |
| 4/24/92 | Lubbock, Texas         | L, 9-10     |
| 4/25/92 | Lubbock, Texas         | L, 1-8      |
| 4/23/93 | Lubbock, Texas         | L, 2-4      |
| 4/24/93 | Lubbock, Texas         | W, 13-6     |
| 4/25/93 | Lubbock, Texas         | W, 5-4 (10) |
| 4/29/94 | Austin, Texas          | W, 6-0      |
| 4/30/94 | Austin, Texas          | L, 6-9      |
| 5/01/94 | Austin, Texas          | W, 4-2      |
| 5/14/94 | Austin, Texas          | L, 1-2      |

|         |                        |             |
|---------|------------------------|-------------|
| 5/15/94 | Austin, Texas          | L, 3-4 (12) |
| 3/16/95 | Houston, Texas         | W, 4-3      |
| 4/14/95 | Houston, Texas         | W, 26-17    |
| 4/15/95 | Lubbock, Texas         | L, 7-10     |
| 4/15/95 | Lubbock, Texas         | W, 11-10    |
| 5/18/95 | College Station, Texas | W, 9-3      |
| 3/14/96 | Houston, Texas         | L, 3-9      |
| 4/12/96 | Austin, Texas          | L, 4-7      |
| 4/13/96 | Austin, Texas          | L, 2-3      |
| 4/13/96 | Austin, Texas          | L, 2-3      |
| 5/18/96 | Lubbock, Texas         | L, 7-8      |
| 3/07/97 | Austin, Texas          | L, 6-7      |
| 3/08/97 | Austin, Texas          | W, 5-4      |
| 3/09/97 | Austin, Texas          | W, 10-6     |
| 3/06/98 | Lubbock, Texas         | W, 6-3      |
| 3/07/98 | Lubbock, Texas         | W, 17-6     |
| 4/16/99 | Austin, Texas          | L, 4-5      |
| 4/17/99 | Austin, Texas          | W, 7-2      |
| 4/18/99 | Austin, Texas          | W, 13-12    |
| 5/19/99 | Oklahoma City, Okla.   | L, 3-7      |
| 4/14/00 | Lubbock, Texas         | L, 1-3      |
| 4/15/00 | Lubbock, Texas         | W, 11-9     |
| 4/16/00 | Lubbock, Texas         | W, 6-4      |
| 5/17/00 | Oklahoma City, Okla.   | L, 4-8      |
| 5/19/00 | Oklahoma City, Okla.   | W, 4-3      |
| 3/09/01 | Austin, Texas          | L, 8-9 (10) |
| 3/10/01 | Austin, Texas          | W, 6-5 (10) |
| 3/11/01 | Austin, Texas          | W, 4-3      |
| 3/08/02 | Lubbock, Texas         | W, 10-5     |
| 3/09/02 | Lubbock, Texas         | L, 3-6      |
| 3/10/02 | Lubbock, Texas         | W, 9-0      |
| 3/28/03 | Austin, Texas          | L, 4-5      |
| 3/29/03 | Austin, Texas          | L, 5-11     |
| 3/30/03 | Austin, Texas          | W, 5-2      |
| 4/03/04 | Lubbock, Texas         | L, 0-4      |
| 4/03/04 | Lubbock, Texas         | L, 0-10     |
| 3/24/05 | Austin, Texas          | L, 3-7      |
| 3/25/05 | Austin, Texas          | L, 7-8      |
| 3/17/06 | Lubbock, Texas         | L, 3-4      |
| 3/18/06 | Lubbock, Texas         | W, 2-1      |
| 5/24/06 | Oklahoma City, Okla.   | L, 0-4      |
| 4/13/07 | Austin, Texas          | L, 2-7      |
| 4/14/07 | Austin, Texas          | L, 1-10     |
| 4/15/07 | Austin, Texas          | L, 2-4      |
| 3/20/08 | Lubbock, Texas         | L, 6-22     |
| 3/21/08 | Lubbock, Texas         | W, 7-5      |
| 3/22/08 | Lubbock, Texas         | L, 3-4      |
| 3/27/09 | Austin, Texas          | L, 5-9      |
| 3/28/09 | Austin, Texas          | W, 4-2      |
| 3/29/09 | Austin, Texas          | L, 1-8      |
| 3/26/10 | Lubbock, Texas         | W, 12-5     |
| 3/27/10 | Lubbock, Texas         | L, 3-8      |
| 3/28/10 | Lubbock, Texas         | L, 5-17     |
| 5/27/10 | Oklahoma City, Okla.   | W, 4-2      |
| 4/15/11 | Austin, Texas          | L, 1-4      |
| 4/16/11 | Austin, Texas          | W, 2-1      |
| 4/17/11 | Austin, Texas          | L, 1-3      |
| 4/05/12 | Lubbock, Texas         | L, 4-7      |
| 4/06/12 | Lubbock, Texas         | W, 7-6 (14) |
| 4/07/12 | Lubbock, Texas         | L, 3-14     |
| 3/15/13 | Austin, Texas          | W, 1-0      |
| 3/16/13 | Austin, Texas          | L, 1-2      |
| 3/17/13 | Austin, Texas          | W, 4-2      |

SERIES NOTES:

|                           |       |                              |
|---------------------------|-------|------------------------------|
| Total Runs Scored         | _____ | Texas Tech 593 - Texas 1,001 |
| Last 10 Games             | _____ | Tied, 5-5                    |
| Longest Win Streak        | _____ | 4 games (3/8/97-3/7/98)      |
| Longest Losing Streak     | _____ | 20 games (4/19/85-4/13/91)   |
| Last Win                  | _____ | 3/17/13 (4-2)                |
| Last Loss                 | _____ | 3/16/13 (1-2)                |
| Last Home Win             | _____ | 4/6/12 (7-6, 10 inn.)        |
| Last Home Loss            | _____ | 4/7/12 (3-14)                |
| Last Road Win             | _____ | 3/17/13 (4-2)                |
| Last Road Loss            | _____ | 3/16/13 (1-2)                |
| Last Shutout Win          | _____ | 3/15/13 (1-0)                |
| Last Shutout Loss         | _____ | 5/24/06 (0-4)                |
| Highest Scoring Game      | _____ | 43 (4/14/95 - W, 26-17)      |
| Largest Margin of Victory | _____ | 9 3x (3/10/02 - W, 9-0)      |
| Largest Margin of Defeat  | _____ | 16 2x (3/20/08 - L, 6-22)    |
| Most Runs by Texas Tech   | _____ | 26 (4/14/95)                 |
| Most Runs by Texas        | _____ | 22 (3/20/08)                 |
| Record in One-Run Games   | _____ | 18-25                        |
| Extra-Innings             | _____ | Tied, 3-3                    |

West Virginia: 1-2-0

Home: 0-0-0

Away: 1-2-0

Neutral: 0-0-0



|         |                    |             |
|---------|--------------------|-------------|
| 3/22/13 | Charleston, W. Va. | L, 0-2      |
| 3/23/13 | Charleston, W. Va. | W, 6-4 (10) |
| 3/23/13 | Charleston, W. Va. | L, 1-3      |

SERIES NOTES:

|                            |       |                                |
|----------------------------|-------|--------------------------------|
| Total Runs Scored          | _____ | Texas Tech 7 - West Virginia 9 |
| Last 10 Games              | _____ | West Virginia leads, 2-1       |
| Longest Win Streak         | _____ | 1 game (3/23/13)               |
| Longest Losing Streak      | _____ | 1 game (3/23/13)               |
| Last Win                   | _____ | 3/23/13 (6-4, 10 inn.)         |
| Last Loss                  | _____ | 3/23/13 (1-3)                  |
| Last Home Win              | _____ | Never Played                   |
| Last Home Loss             | _____ | Never Played                   |
| Last Road Win              | _____ | 3/23/13 (6-4, 10 inn.)         |
| Last Road Loss             | _____ | 3/23/13 (1-3)                  |
| Last Shutout Win           | _____ | N/A                            |
| Last Shutout Loss          | _____ | 3/22/13 (0-2)                  |
| Highest Scoring Game       | _____ | 10 (3/23/13 - W, 6-4)          |
| Largest Margin of Victory  | _____ | 2 (3/23/13 - W, 6-4, 10 inn.)  |
| Largest Margin of Defeat   | _____ | 2 2x (3/23/13 - L, 1-3)        |
| Most Runs by Texas Tech    | _____ | 6 (3/23/13)                    |
| Most Runs by West Virginia | _____ | 4 (3/23/13)                    |
| Record in One-Run Games    | _____ | 0-0                            |
| Extra-Innings              | _____ | Texas Tech leads, 1-0          |





ALL-TIME RESULTS - NON-CONFERENCE OPPONENTS

Abilene Christian (27-16-0)

Table listing Abilene Christian's baseball results against various opponents, including dates, locations, and scores.

Air Force (5-1-0)

Table listing Air Force's baseball results against various opponents, including dates, locations, and scores.

Akron (1-0-0)

Table listing Akron's baseball results against various opponents, including dates, locations, and scores.

Alabama A&M (4-0-0)

Table listing Alabama A&M's baseball results against various opponents, including dates, locations, and scores.

Amarillo Gold Sox (0-2-0)

Table listing Amarillo Gold Sox's baseball results against various opponents, including dates, locations, and scores.

Amarillo Western (0-2-0)

Table listing Amarillo Western's baseball results against various opponents, including dates, locations, and scores.

American Christian (3-1-0)

Table listing American Christian's baseball results against various opponents, including dates, locations, and scores.

American Legion (1-0-0)

Table listing American Legion's baseball results against various opponents, including dates, locations, and scores.

Angelo State (2-0-0)

Table listing Angelo State's baseball results against various opponents, including dates, locations, and scores.

Arizona (5-11-0)

Table listing Arizona's baseball results against various opponents, including dates, locations, and scores.

Arizona State (6-15-0)

Table listing Arizona State's baseball results against various opponents, including dates, locations, and scores.

Arkansas (14-43-0)

Table listing Arkansas's baseball results against various opponents, including dates, locations, and scores.

Table listing various opponents' baseball results against Texas Tech, including dates, locations, and scores.

Army (1-0-0)

Table listing Army's baseball results against various opponents, including dates, locations, and scores.

Bethune-Cookman (2-0-0)

Table listing Bethune-Cookman's baseball results against various opponents, including dates, locations, and scores.

Big Spring (0-4-0)

Table listing Big Spring's baseball results against various opponents, including dates, locations, and scores.

Biola (0-1-0)

Table listing Biola's baseball results against various opponents, including dates, locations, and scores.

BYU (5-2-0)

Table listing BYU's baseball results against various opponents, including dates, locations, and scores.

Cal State Fullerton (1-1-0)

Table listing Cal State Fullerton's baseball results against various opponents, including dates, locations, and scores.

Cal State Northridge (4-5-0)

Table listing Cal State Northridge's baseball results against various opponents, including dates, locations, and scores.

Cameron (12-1-0)

Table listing Cameron's baseball results against various opponents, including dates, locations, and scores.



ALL-TIME RESULTS - NON-CONFERENCE OPPONENTS

|         |                |         |
|---------|----------------|---------|
| 4/18/92 | Lubbock, Texas | W, 14-2 |
| 4/18/92 | Lubbock, Texas | W, 11-3 |
| 2/19/93 | Lubbock, Texas | W, 27-0 |
| 2/19/93 | Lubbock, Texas | W, 17-2 |
| 2/20/93 | Lubbock, Texas | W, 13-3 |
| 2/20/93 | Lubbock, Texas | W, 23-0 |

**Campbell (5-1-0)**

|                                  |                |         |
|----------------------------------|----------------|---------|
| H: (5-1-0) A: (0-0-0) N: (0-0-0) |                |         |
| 2/05/04                          | Lubbock, Texas | W, 18-1 |
| 2/06/04                          | Lubbock, Texas | W, 19-4 |
| 2/07/04                          | Lubbock, Texas | W, 9-4  |
| 3/02/06                          | Lubbock, Texas | L, 5-7  |
| 3/03/06                          | Lubbock, Texas | W, 5-3  |
| 3/04/06                          | Lubbock, Texas | W, 6-4  |

**Central Arkansas (2-0-0)**

|                                  |                |         |
|----------------------------------|----------------|---------|
| H: (2-0-0) A: (0-0-0) N: (0-0-0) |                |         |
| 3/04/08                          | Lubbock, Texas | W, 15-6 |
| 3/05/08                          | Lubbock, Texas | W, 8-3  |

**Clarendon (2-1-0)**

|                                  |                |          |
|----------------------------------|----------------|----------|
| H: (2-1-0) A: (0-0-0) N: (0-0-0) |                |          |
| 1926                             | Lubbock, Texas | L, 4-10  |
| 1926                             | Lubbock, Texas | W, 23-12 |
| 1926                             | Lubbock, Texas | W, 9-0   |

**Clemson (2-2-0)**

|                                  |                |          |
|----------------------------------|----------------|----------|
| H: (2-1-0) A: (0-0-0) N: (0-1-0) |                |          |
| 3/18/93                          | Fresno, Calif. | L, 0-5   |
| 3/19/04                          | Lubbock, Texas | L, 3-7   |
| 3/20/04                          | Lubbock, Texas | W, 13-10 |
| 3/21/04                          | Lubbock, Texas | W, 5-3   |

**Coe College (1-1-0)**

|                                  |                |        |
|----------------------------------|----------------|--------|
| H: (1-1-0) A: (0-0-0) N: (0-0-0) |                |        |
| 2/27/80                          | Lubbock, Texas | W, 2-0 |
| 2/27/80                          | Lubbock, Texas | L, 4-5 |

**College of Idaho (1-0-0)**

|                                  |                   |         |
|----------------------------------|-------------------|---------|
| H: (0-0-0) A: (0-0-0) N: (1-0-0) |                   |         |
| 2/16/88                          | La Mirada, Calif. | W, 10-3 |

**College of the Southwest (25-4-0)**

|                                   |                            |         |
|-----------------------------------|----------------------------|---------|
| H: (23-4-0) A: (2-0-0) N: (0-0-0) |                            |         |
| 3/10/87                           | Lubbock, Texas             | W, 18-3 |
| 3/10/87                           | Lubbock, Texas             | W, 5-2  |
| 3/24/87                           | Lubbock, Texas             | W, 15-5 |
| 3/24/87                           | Lubbock, Texas             | L, 2-3  |
| 3/31/87                           | Hobbs, N.M.                | W, 5-3  |
| 3/31/87                           | Hobbs, N.M.                | W, 8-2  |
| 4/12/88                           | Lubbock, Texas             | L, 1-3  |
| 4/12/88                           | Lubbock, Texas             | W, 9-1  |
| 4/26/88                           | Lubbock, Texas             | W, 9-2  |
| 4/26/88                           | Lubbock, Texas             | W, 6-3  |
| 3/28/89                           | Lubbock, Texas             | W, 5-4  |
| 4/25/89                           | Lubbock, Texas             | W, 6-2  |
| 4/25/89                           | Lubbock, Texas             | W, 13-6 |
| 3/20/90                           | Lubbock, Texas             | L, 7-11 |
| 3/20/90                           | Lubbock, Texas (No-Hitter) | W, 11-0 |
| 4/16/91                           | Lubbock, Texas             | W, 2-1  |
| 4/16/91                           | Lubbock, Texas             | W, 5-4  |
| 4/05/93                           | Lubbock, Texas             | W, 16-2 |
| 4/05/93                           | Lubbock, Texas             | W, 18-2 |
| 2/21/95                           | Lubbock, Texas             | W, 17-0 |
| 4/21/96                           | Lubbock, Texas             | W, 26-0 |
| 4/22/96                           | Lubbock, Texas             | W, 16-4 |
| 3/18/97                           | Lubbock, Texas             | W, 12-1 |
| 3/25/97                           | Lubbock, Texas             | W, 31-3 |
| 3/31/98                           | Lubbock, Texas             | W, 17-2 |
| 4/27/98                           | Lubbock, Texas             | W, 14-7 |
| 4/19/99                           | Lubbock, Texas             | L, 4-7  |
| 4/27/05                           | Lubbock, Texas             | W, 11-4 |
| 4/23/07                           | Lubbock, Texas             | W, 9-3  |

**Colorado (0-6-0)**

|                                  |                |         |
|----------------------------------|----------------|---------|
| H: (0-6-0) A: (0-0-0) N: (0-0-0) |                |         |
| 4/05/55                          | Lubbock, Texas | L, 6-12 |
| 4/06/55                          | Lubbock, Texas | L, 7-15 |
| 3/21/59                          | Lubbock, Texas | L, 0-4  |
| 3/21/59                          | Lubbock, Texas | L, 1-9  |
| 3/31/61                          | Lubbock, Texas | L, 6-18 |
| 3/31/61                          | Lubbock, Texas | L, 7-12 |

**Colorado State (1-1-0)**

|                                  |                   |         |
|----------------------------------|-------------------|---------|
| H: (0-0-0) A: (0-0-0) N: (1-1-0) |                   |         |
| 3/25/77                          | Albuquerque, N.M. | L, 6-9  |
| 3/26/77                          | Albuquerque, N.M. | W, 12-1 |

**Connecticut (0-1-0)**

|                                  |               |             |
|----------------------------------|---------------|-------------|
| H: (0-0-0) A: (0-0-0) N: (0-1-0) |               |             |
| 2/24/13                          | Orlando, Fla. | L, 0-1 (11) |

**Dallas Baptist (13-8-0)**

|                                  |                |             |
|----------------------------------|----------------|-------------|
| H: (7-6-0) A: (4-2-0) N: (2-0-0) |                |             |
| 5/12/04                          | Lubbock, Texas | L, 3-4 (10) |
| 2/22/05                          | Lubbock, Texas | W, 7-0      |
| 5/05/05                          | Lubbock, Texas | W, 6-2      |
| 5/06/05                          | Lubbock, Texas | L, 3-9      |
| 5/07/05                          | Lubbock, Texas | L, 16-23    |
| 2/23/06                          | Midland, Texas | W, 13-5     |
| 2/16/07                          | Midland, Texas | W, 21-1     |
| 5/01/07                          | Lubbock, Texas | W, 15-6     |
| 5/07/08                          | Dallas, Texas  | L, 7-16     |
| 5/13/08                          | Lubbock, Texas | L, 4-8      |
| 5/13/08                          | Lubbock, Texas | W, 9-8      |
| 3/11/09                          | Lubbock, Texas | L, 2-11     |
| 5/06/09                          | Dallas, Texas  | W, 9-6      |
| 3/02/10                          | Lubbock, Texas | W, 8-5      |
| 4/14/10                          | Dallas, Texas  | W, 13-11    |
| 3/22/11                          | Dallas, Texas  | W, 7-6      |
| 5/03/11                          | Lubbock, Texas | L, 1-11     |
| 4/11/12                          | Lubbock, Texas | W, 7-1      |
| 5/08/12                          | Dallas, Texas  | W, 5-0      |
| 4/09/13                          | Dallas, Texas  | L, 9-10     |
| 5/07/13                          | Lubbock, Texas | W, 7-2      |

**Daniel Baker (3-6-1)**

|                                  |                  |             |
|----------------------------------|------------------|-------------|
| H: (1-3-1) A: (2-3-0) N: (0-0-0) |                  |             |
| 1926                             | Lubbock, Texas   | T, 3-3 (11) |
| 1926                             | Lubbock, Texas   | W, 14-11    |
| 5/10/27                          | Lubbock, Texas   | L, 1-13     |
| 5/11/27                          | Lubbock, Texas   | L, 6-8      |
| 5/12/27                          | Lubbock, Texas   | L, 1-6      |
| 4/16/29                          | Brownwood, Texas | W, 7-4      |
| 4/17/29                          | Brownwood, Texas | W, 6-0      |
| 4/18/29                          | Brownwood, Texas | L, 11-21    |
| 5/17/29                          | Brownwood, Texas | L, 1-5      |
| 5/18/29                          | Brownwood, Texas | L, 2-5      |

**Denver (3-0-0)**

|                                  |                |        |
|----------------------------------|----------------|--------|
| H: (3-0-0) A: (0-0-0) N: (0-0-0) |                |        |
| 3/20/62                          | Lubbock, Texas | W, 6-3 |
| 3/20/62                          | Lubbock, Texas | W, 8-6 |
| 3/21/62                          | Lubbock, Texas | W, 7-3 |

**Eastern Michigan (6-0-0)**

|                                  |                |         |
|----------------------------------|----------------|---------|
| H: (6-0-0) A: (0-0-0) N: (0-0-0) |                |         |
| 2/23/96                          | Lubbock, Texas | W, 11-1 |
| 2/26/96                          | Lubbock, Texas | W, 11-8 |
| 2/29/96                          | Lubbock, Texas | W, 9-4  |
| 3/01/96                          | Lubbock, Texas | W, 24-2 |
| 3/02/96                          | Lubbock, Texas | W, 5-3  |
| 3/03/96                          | Lubbock, Texas | W, 28-8 |

**Eastern New Mexico (26-3-0)**

|                                   |                            |         |
|-----------------------------------|----------------------------|---------|
| H: (21-0-0) A: (0-0-0) N: (5-3-0) |                            |         |
| 4/02/62                           | Lubbock, Texas             | W, 2-1  |
| 4/02/62                           | Lubbock, Texas (No-Hitter) | W, 2-0  |
| 4/12/62                           | Portales, N.M.             | L, 2-3  |
| 4/12/62                           | Portales, N.M.             | W, 4-3  |
| 4/20/63                           | Lubbock, Texas             | W, 10-6 |
| 4/20/63                           | Lubbock, Texas             | W, 11-7 |
| 5/04/63                           | Portales, N.M.             | L, 7-9  |
| 5/04/63                           | Portales, N.M.             | W, 8-3  |
| 3/23/64                           | Lubbock, Texas             | W, 16-2 |
| 3/23/64                           | Lubbock, Texas             | W, 16-0 |
| 4/17/64                           | Portales, N.M.             | L, 0-7  |
| 4/17/64                           | Portales, N.M.             | W, 14-4 |
| 5/02/67                           | Lubbock, Texas             | W, 6-4  |
| 5/02/67                           | Lubbock, Texas             | W, 2-1  |
| 5/09/67                           | Portales, N.M.             | W, 5-3  |
| 5/09/67                           | Portales, N.M.             | W, 4-3  |
| 3/30/93                           | Lubbock, Texas             | W, 8-0  |
| 3/30/93                           | Lubbock, Texas             | W, 11-2 |
| 4/27/93                           | Lubbock, Texas             | W, 4-1  |
| 4/27/93                           | Lubbock, Texas             | W, 9-3  |
| 2/22/94                           | Lubbock, Texas             | W, 5-0  |

|         |                |             |
|---------|----------------|-------------|
| 2/22/94 | Lubbock, Texas | W, 10-4     |
| 2/17/97 | Lubbock, Texas | W, 9-4      |
| 2/18/97 | Lubbock, Texas | W, 17-2     |
| 3/24/98 | Lubbock, Texas | W, 6-5 (13) |
| 4/27/99 | Lubbock, Texas | W, 11-4     |
| 3/13/01 | Lubbock, Texas | W, 7-2      |
| 4/08/03 | Lubbock, Texas | W, 12-1     |
| 2/20/06 | Lubbock, Texas | W, 16-0     |

**Florida Gulf Coast (2-0-0)**

|                                  |                |         |
|----------------------------------|----------------|---------|
| H: (2-0-0) A: (0-0-0) N: (0-0-0) |                |         |
| 3/20/12                          | Lubbock, Texas | W, 11-4 |
| 3/21/12                          | Lubbock, Texas | W, 14-8 |

**Florida International (1-1-0)**

|                                  |             |        |
|----------------------------------|-------------|--------|
| H: (0-0-0) A: (1-1-0) N: (0-0-0) |             |        |
| 2/25/13                          | Miami, Fla. | L, 7-9 |
| 2/26/13                          | Miami, Fla. | W, 8-6 |

**Fort Bliss (1-3-0)**

|                                  |                |          |
|----------------------------------|----------------|----------|
| H: (1-3-0) A: (0-0-0) N: (0-0-0) |                |          |
| 5/01/55                          | Lubbock, Texas | W, 6-5   |
| 5/02/55                          | Lubbock, Texas | L, 4-12  |
| 5/17/55                          | Lubbock, Texas | L, 10-21 |
| 5/18/55                          | Lubbock, Texas | L, 4-6   |

**Fresno State (1-2-0)**

|                                  |                |         |
|----------------------------------|----------------|---------|
| H: (1-1-0) A: (0-1-0) N: (0-0-0) |                |         |
| 3/16/93                          | Fresno, Calif. | L, 2-4  |
| 5/23/96                          | Lubbock, Texas | L, 5-12 |
| 5/25/96                          | Lubbock, Texas | W, 13-2 |

**Georgia Tech (1-2-0)**

|                                  |                 |        |
|----------------------------------|-----------------|--------|
| H: (0-0-0) A: (0-2-0) N: (1-0-0) |                 |        |
| 2/11/96                          | Kissimmee, Fla. | W, 8-4 |
| 6/05/04                          | Atlanta, Ga.    | L, 3-9 |
| 6/06/04                          | Atlanta, Ga.    | L, 3-5 |

**Gonzaga (2-1-0)**

|                                  |                      |         |
|----------------------------------|----------------------|---------|
| H: (1-1-0) A: (0-0-0) N: (1-0-0) |                      |         |
| 3/07/09                          | Palm Springs, Calif. | W, 7-1  |
| 3/09/10                          | Lubbock, Texas       | W, 9-7  |
| 3/10/10                          | Lubbock, Texas       | L, 9-13 |

**Grand Canyon (19-9-0)**

|                                   |                |             |
|-----------------------------------|----------------|-------------|
| H: (9-0-0) A: (10-9-0) N: (0-0-0) |                |             |
| 2/18/74                           | Phoenix, Ariz. | L, 0-17     |
| 2/19/74                           | Phoenix, Ariz. | W, 2-0      |
| 2/20/74                           | Phoenix, Ariz. | L, 0-4      |
| 2/21/74                           | Phoenix, Ariz. | L, 3-9      |
| 4/24/84                           | Lubbock, Texas | W, 9-8      |
| 3/03/91                           | Phoenix, Ariz. | W, 10-4     |
| 3/04/91                           | Phoenix, Ariz. | W, 4-3      |
| 1/30/92                           | Phoenix, Ariz. | W, 15-8     |
| 1/31/92                           | Phoenix, Ariz. | L, 5-11     |
| 3/11/93                           | Phoenix, Ariz. | L, 4-5      |
| 3/12/93                           | Phoenix, Ariz. | W, 5-1      |
| 3/13/93                           | Phoenix, Ariz. | L, 1-4      |
| 4/16/93                           | Lubbock, Texas | W, 2-1 (10) |
| 4/17/93                           | Lubbock, Texas | W, 7-6      |
| 4/18/93                           | Lubbock, Texas | W, 10-6     |
| 2/10/94                           | Phoenix, Ariz. | L, 1-7      |
| 2/11/94                           | Phoenix, Ariz. | L, 4-6      |
| 2/12/94                           | Phoenix, Ariz. | L, 4-6      |
| 2/06/95                           | Phoenix, Ariz. | W, 15-8     |
| 2/07/95                           | Phoenix, Ariz. | W, 4-1      |
| 3/23/95                           | Lubbock, Texas | W, 10-1     |
| 3/24/95                           | Lubbock, Texas | W, 6-2      |
| 3/25/95                           | Lubbock, Texas | W, 9-8      |
| 2/19/96                           | Phoenix, Ariz. | W, 6-3      |
| 2/20/96                           | Phoenix, Ariz. | W, 12-8     |
| 4/15/97                           | Lubbock, Texas | W, 20-8     |
| 4/16/97                           | Lubbock, Texas | W, 21-3     |
| 2/18/98                           | Phoenix, Ariz. | W, 7-1      |

**Greenville College (2-0-0)**

|                                  |                |         |
|----------------------------------|----------------|---------|
| H: (2-0-0) A: (0-0-0) N: (0-0-0) |                |         |
| 3/31/81                          | Lubbock, Texas | W, 5-0  |
| 3/31/81                          | Lubbock, Texas | W, 11-5 |



ALL-TIME RESULTS - NON-CONFERENCE OPPONENTS

Hardin-Simmons (73-31-0)
H: (36-15-0) A: (37-16-0) N: (0-0-0)
4/18/27 Abilene, Texas L, 4-5
4/19/27 Abilene, Texas L, 1-2
4/27/56 Abilene, Texas L, 4-6
4/28/56 Abilene, Texas W, 11-6
5/04/56 Lubbock, Texas W, 4-2
5/05/56 Lubbock, Texas W, 11-4
3/22/57 Lubbock, Texas W, 11-2
3/29/57 Abilene, Texas W, 8-1
3/30/57 Abilene, Texas L, 9-10
3/21/58 Abilene, Texas L, 6-14
3/22/58 Abilene, Texas W, 11-2
4/28/58 Lubbock, Texas W, 7-3
4/29/58 Lubbock, Texas W, 5-4
3/01/69 Abilene, Texas W, 6-5
2/28/70 Abilene, Texas W, 15-10 (10)
2/27/71 Abilene, Texas W, 8-6
3/16/71 Lubbock, Texas W, 7-1
3/16/71 Lubbock, Texas W, 4-1
2/26/72 Abilene, Texas W, 9-1
2/26/72 Abilene, Texas W, 2-0
3/21/72 Lubbock, Texas W, 5-0
5/21/72 Lubbock, Texas W, 14-3
2/21/75 Abilene, Texas L, 0-6
2/22/75 Abilene, Texas W, 7-1
4/01/75 Lubbock, Texas W, 2-1
4/01/75 Lubbock, Texas L, 5-9
2/20/76 Abilene, Texas W, 9-4
2/20/76 Abilene, Texas W, 13-4
2/21/76 Abilene, Texas L, 0-5
2/21/76 Abilene, Texas W, 7-2
3/26/76 Lubbock, Texas L, 3-11
3/26/76 Lubbock, Texas W, 7-3
3/27/76 Lubbock, Texas W, N/A
3/27/76 Lubbock, Texas W, N/A
2/18/77 Abilene, Texas L, 0-2
2/18/77 Abilene, Texas W, 12-4
2/19/77 Abilene, Texas L, 0-8
2/19/77 Abilene, Texas L, 1-2
3/01/77 Lubbock, Texas L, 3-9
3/01/77 Lubbock, Texas W, 11-5
4/12/77 Lubbock, Texas L, 1-2
4/12/77 Lubbock, Texas W, 13-7
2/17/78 Abilene, Texas W, 6-5
2/17/78 Abilene, Texas W, 13-7
2/18/78 Abilene, Texas L, 0-5
2/18/78 Abilene, Texas W, 8-5
3/14/78 Lubbock, Texas L, 1-3
3/14/78 Lubbock, Texas L, 2-3
2/19/79 Abilene, Texas W, 5-1
2/19/79 Abilene, Texas W, 7-5
2/27/79 Lubbock, Texas L, 4-5
2/27/79 Lubbock, Texas W, 11-5
2/22/80 Abilene, Texas L, 1-2
2/22/80 Abilene, Texas W, 18-5
2/23/80 Abilene, Texas W, 11-2
2/23/80 Abilene, Texas W, 4-0
3/24/80 Lubbock, Texas L, 1-3
3/24/80 Lubbock, Texas W, 19-5
3/15/82 Lubbock, Texas W, 10-6
3/15/82 Lubbock, Texas W, 12-4
2/18/83 Lubbock, Texas L, 9-11
2/19/83 Lubbock, Texas W, 12-6
2/17/84 Abilene, Texas W, 19-11
2/18/84 Abilene, Texas W, 5-0
2/18/84 Abilene, Texas W, 6-3
3/27/84 Lubbock, Texas W, 5-4
4/03/84 Lubbock, Texas W, 15-2
4/03/84 Lubbock, Texas W, 8-6
2/22/85 Abilene, Texas L, 7-8
4/02/85 Lubbock, Texas W, 3-1
4/09/85 Lubbock, Texas L, 4-8
4/09/85 Lubbock, Texas W, 10-2
2/14/86 Abilene, Texas W, 8-5
2/14/86 Abilene, Texas W, 13-3
2/15/86 Abilene, Texas W, 13-3
2/15/86 Abilene, Texas L, 4-5
4/08/86 Abilene, Texas L, 4-6
4/08/86 Abilene, Texas W, 12-1
2/13/87 Abilene, Texas W, 10-8
2/13/87 Abilene, Texas W, 14-7
2/14/87 Abilene, Texas W, 8-0

4/18/87 Abilene, Texas L, 4-5
4/14/87 Lubbock, Texas W, 24-17
4/14/87 Lubbock, Texas L, 10-23
4/21/87 Lubbock, Texas W, 8-5
4/21/87 Lubbock, Texas L, 6-8
3/29/88 Abilene, Texas W, 8-4
3/30/88 Abilene, Texas W, 3-2
4/18/88 Lubbock, Texas L, 6-10
4/19/88 Lubbock, Texas W, 9-6
2/21/89 Abilene, Texas W, 6-5
2/21/89 Abilene, Texas W, 4-1
4/18/89 Lubbock, Texas L, 5-6
4/18/89 Lubbock, Texas L, 2-9
3/06/90 Abilene, Texas W, 17-2
3/06/90 Abilene, Texas W, 10-3
4/10/90 Lubbock, Texas W, 5-1
4/10/90 Lubbock, Texas W, 4-3
4/09/91 Lubbock, Texas W, 4-0
4/09/91 Lubbock, Texas W, 9-1
4/23/91 Lubbock, Texas W, 8-3
4/23/91 Lubbock, Texas W, 7-4
4/13/05 Lubbock, Texas W, 10-6
4/10/07 Lubbock, Texas W, 17-6

Harvard (2-0-0)
H: (2-0-0) A: (0-0-0) N: (0-0-0)
3/06/04 Lubbock, Texas W, 18-6
3/06/04 Lubbock, Texas W, 30-8

Houston (42-44-0)
H: (25-19-0) A: (13-20-0) N: (4-5-0)
4/20/73 Houston, Texas L, 5-8
4/20/73 Houston, Texas L, 5-6
3/29/74 Lubbock, Texas L, 3-11
3/29/74 Lubbock, Texas W, 5-4
3/30/74 Lubbock, Texas L, 6-12
3/28/75 Lubbock, Texas L, 2-5
3/28/75 Lubbock, Texas L, 4-5
3/29/75 Lubbock, Texas L, 0-6
3/12/76 Lubbock, Texas L, 2-4
3/13/76 Lubbock, Texas L, 0-1
3/13/76 Lubbock, Texas L, 4-5
3/11/77 Houston, Texas W, 13-9
3/12/77 Houston, Texas W, 8-6
3/12/77 Houston, Texas L, 4-9
4/14/78 Lubbock, Texas L, 2-7
4/15/78 Lubbock, Texas W, 2-1
4/15/78 Lubbock, Texas L, 10-12
4/13/79 Houston, Texas L, 1-11
4/14/79 Houston, Texas L, 2-7
4/14/79 Houston, Texas L, 1-6
3/14/80 Lubbock, Texas W, 6-5
3/15/80 Lubbock, Texas L, 3-8
3/15/80 Lubbock, Texas L, 11-14
4/10/81 Houston, Texas L, 5-6
4/11/81 Houston, Texas L, 5-7
4/11/81 Houston, Texas L, 6-7
4/09/82 Lubbock, Texas W, 6-3
4/10/82 Lubbock, Texas W, 8-7
4/10/82 Lubbock, Texas L, 5-14
4/01/83 Houston, Texas W, 9-6
4/02/83 Houston, Texas W, 21-4
4/02/83 Houston, Texas L, 2-8
4/07/84 Lubbock, Texas W, 13-10
4/07/84 Lubbock, Texas W, 8-6
4/08/84 Lubbock, Texas W, 10-5
3/29/85 Houston, Texas L, 2-8
3/30/85 Houston, Texas L, 7-13
3/30/85 Houston, Texas L, 3-20
3/28/86 Lubbock, Texas L, 6-12
3/29/86 Lubbock, Texas W, 10-9
3/29/86 Lubbock, Texas W, 14-8
3/20/87 Houston, Texas W, 8-5
3/21/87 Houston, Texas L, 2-3
3/21/87 Houston, Texas W, 9-8
3/25/88 Lubbock, Texas W, 10-9
3/26/88 Lubbock, Texas L, 3-5
3/26/88 Lubbock, Texas W, 4-1
5/05/89 Houston, Texas W, 6-4
5/06/89 Houston, Texas L, 3-7
5/06/89 Houston, Texas L, 3-9
3/16/90 Lubbock, Texas L, 7-10
3/17/90 Lubbock, Texas W, 7-2

3/17/90 Lubbock, Texas W, 5-4
3/22/91 Houston, Texas L, 2-6
3/23/91 Houston, Texas W, 4-1
3/23/91 Houston, Texas L, 0-1
3/20/92 Lubbock, Texas W, 9-8
3/21/92 Lubbock, Texas L, 1-7
3/21/92 Lubbock, Texas W, 10-9
5/15/92 Lubbock, Texas L, 1-6
4/02/93 Houston, Texas W, 13-2
4/03/93 Houston, Texas L, 1-3
4/03/93 Houston, Texas W, 4-3
4/08/94 Lubbock, Texas W, 11-3
4/09/94 Lubbock, Texas W, 11-4
4/09/94 Lubbock, Texas W, 11-8
3/17/95 Houston, Texas W, 9-7
4/07/95 Houston, Texas L, 6-7
4/08/95 Houston, Texas W, 6-5
4/08/95 Houston, Texas W, 15-9
3/15/96 Houston, Texas (@ Rice) W, 14-5
4/26/96 Lubbock, Texas W, 11-1
4/27/96 Lubbock, Texas L, 1-5
4/27/96 Lubbock, Texas W, 9-2
5/15/96 Lubbock, Texas W, 11-5
2/04/01 Houston, Texas (Minute Maid) L, 5-11
2/15/02 Round Rock, Texas L, 0-3
2/14/04 Houston, Texas (Minute Maid) W, 12-7 (11)
3/23/04 Midland, Texas W, 12-11
2/12/06 Houston, Texas (Minute Maid) L, 1-5
2/29/08 Houston, Texas (Minute Maid) L, 4-5
3/07/10 Houston, Texas (Minute Maid) L, 8-15
3/04/12 Houston, Texas (Minute Maid) W, 10-4
4/13/12 Lubbock, Texas W, 15-4
4/14/12 Lubbock, Texas W, 7-1
4/15/12 Lubbock, Texas W, 10-9 (12)

Howard (6-0-0)
H: (6-0-0) A: (0-0-0) N: (0-0-0)
2/05/99 Lubbock, Texas W, 19-1
2/06/99 Lubbock, Texas W, 16-5
2/06/99 Lubbock, Texas W, 19-3
2/07/99 Lubbock, Texas W, 27-2
1/26/01 Lubbock, Texas W, 21-0
1/26/01 Lubbock, Texas W, 25-0

Howard Payne (18-0-0)
H: (18-0-0) A: (0-0-0) N: (0-0-0)
3/13/91 Lubbock, Texas W, 12-4
3/13/91 Lubbock, Texas W, 13-2
1/24/92 Lubbock, Texas W, 14-1
1/25/92 Lubbock, Texas W, 7-0
1/25/92 Lubbock, Texas W, 12-0
2/12/93 Lubbock, Texas W, 6-0
2/12/93 Lubbock, Texas W, 4-3
2/13/93 Lubbock, Texas W, 7-1
2/13/93 Lubbock, Texas W, 12-6
2/18/94 Lubbock, Texas W, 5-0
2/18/94 Lubbock, Texas W, 10-5
2/19/94 Lubbock, Texas W, 25-2
2/19/94 Lubbock, Texas W, 10-6
3/24/97 Lubbock, Texas W, 24-7
2/24/98 Lubbock, Texas W, 6-1
2/20/01 Lubbock, Texas W, 5-4
4/02/02 Lubbock, Texas W, 7-3
4/07/04 Lubbock, Texas W, 17-5

Illinois (1-0-0)
H: (0-0-0) A: (0-0-0) N: (1-0-0)
3/12/04 Round Rock, Texas W, 4-1

Iowa (2-0-0)
H: (2-0-0) A: (0-0-0) N: (0-0-0)
3/11/11 Lubbock, Texas W, 9-7
3/12/11 Lubbock, Texas W, 6-4

Iowa State (13-2-0)
H: (9-0-0) A: (4-2-0) N: (0-0-0)
3/15/97 Lubbock, Texas W, 14-0
3/15/97 Lubbock, Texas W, 7-0
3/16/97 Lubbock, Texas W, 6-4
4/17/98 Ames, Iowa W, 12-2
4/18/98 Ames, Iowa L, 7-10
4/19/98 Ames, Iowa W, 12-1
4/02/99 Lubbock, Texas W, 8-7
4/03/99 Lubbock, Texas W, 16-3 (7)





ALL-TIME RESULTS - NON-CONFERENCE OPPONENTS

|         |                |         |
|---------|----------------|---------|
| 4/04/99 | Lubbock, Texas | W, 12-2 |
| 4/08/00 | Ames, Iowa     | W, 6-5  |
| 4/09/00 | Ames, Iowa     | L, 3-6  |
| 4/09/00 | Ames, Iowa     | W, 5-3  |
| 4/07/01 | Lubbock, Texas | W, 12-2 |
| 4/07/01 | Lubbock, Texas | W, 9-3  |
| 4/08/01 | Lubbock, Texas | W, 5-2  |

**Jacksonville State (2-0-0)**

|                                  |                |         |
|----------------------------------|----------------|---------|
| H: (2-0-0) A: (0-0-0) N: (0-0-0) |                |         |
| 2/19/10                          | Lubbock, Texas | W, 8-3  |
| 2/21/10                          | Lubbock, Texas | W, 11-8 |

**La Salle (2-1-0)**

|                                  |                |             |
|----------------------------------|----------------|-------------|
| H: (2-1-0) A: (0-0-0) N: (0-0-0) |                |             |
| 3/01/13                          | Lubbock, Texas | L, 5-6 (12) |
| 3/02/13                          | Lubbock, Texas | W, 3-0      |
| 3/03/13                          | Lubbock, Texas | W, 7-0      |

**Lamar (1-0-0)**

|                                  |                |        |
|----------------------------------|----------------|--------|
| H: (0-0-0) A: (0-0-0) N: (1-0-0) |                |        |
| 2/26/05                          | Midland, Texas | W, 5-3 |

**Lewis & Clark (0-2-0)**

|                                  |                |          |
|----------------------------------|----------------|----------|
| H: (0-2-0) A: (0-0-0) N: (0-0-0) |                |          |
| 3/04/86                          | Lubbock, Texas | L, 7-13  |
| 3/06/86                          | Lubbock, Texas | L, 10-16 |

**Lindenwood (1-0-0)**

|                                  |                |        |
|----------------------------------|----------------|--------|
| H: (1-0-0) A: (0-0-0) N: (0-0-0) |                |        |
| 3/14/98                          | Lubbock, Texas | W 19-0 |

**Long Beach State (3-3-0)**

|                                  |                    |             |
|----------------------------------|--------------------|-------------|
| H: (3-0-0) A: (0-3-0) N: (0-0-0) |                    |             |
| 2/13/98                          | Lubbock, Texas     | W, 5-3      |
| 2/14/98                          | Lubbock, Texas     | W, 12-6     |
| 2/15/98                          | Lubbock, Texas     | W, 5-4 (10) |
| 2/18/00                          | Long Beach, Calif. | L, 6-7      |
| 2/19/00                          | Long Beach, Calif. | L, 0-3      |
| 2/20/00                          | Long Beach, Calif. | L, 0-8      |

**Louisiana-Monroe (4-0-0)**

|                                  |                |          |
|----------------------------------|----------------|----------|
| H: (3-0-0) A: (1-0-0) N: (0-0-0) |                |          |
| 1928                             | Monroe, La.    | W, 15-8  |
| 2/03/06                          | Lubbock, Texas | W, 21-5  |
| 2/04/06                          | Lubbock, Texas | W, 15-4  |
| 2/05/06                          | Lubbock, Texas | W, 11-10 |

**Loyola Marymount (0-4-0)**

|                                  |                     |         |
|----------------------------------|---------------------|---------|
| H: (0-0-0) A: (0-4-0) N: (0-0-0) |                     |         |
| 2/12/88                          | Los Angeles, Calif. | L, 8-13 |
| 2/13/88                          | Los Angeles, Calif. | L, 5-10 |
| 2/14/88                          | Los Angeles, Calif. | L, 0-6  |
| 2/15/99                          | Los Angeles, Calif. | L, 3-6  |

**Lubbock Christian (16-20-0)**

|                                    |                       |          |
|------------------------------------|-----------------------|----------|
| H: (12-12-0) A: (4-8-0) N: (0-0-0) |                       |          |
| 3/30/71                            | Lubbock, Texas - Home | L, 8-9   |
| 3/30/71                            | Lubbock, Texas - Home | W, 10-4  |
| 4/11/72                            | Lubbock, Texas - Home | W, 7-2   |
| 4/11/72                            | Lubbock, Texas - Home | W, 4-2   |
| 3/02/80                            | Lubbock, Texas - Home | W, 8-5   |
| 3/02/80                            | Lubbock, Texas - Home | W, 6-3   |
| 3/03/80                            | Lubbock, Texas - Away | L, 0-4   |
| 3/03/80                            | Lubbock, Texas - Away | W, 12-5  |
| 3/05/81                            | Lubbock, Texas - Home | W, 9-5   |
| 3/05/81                            | Lubbock, Texas - Home | W, 14-7  |
| 3/09/81                            | Lubbock, Texas - Home | L, 5-9   |
| 3/09/81                            | Lubbock, Texas - Home | L, 5-6   |
| 3/10/81                            | Lubbock, Texas - Home | W, 14-0  |
| 3/10/81                            | Lubbock, Texas - Home | W, 9-3   |
| 3/14/82                            | Lubbock, Texas - Home | W, 7-5   |
| 3/01/83                            | Lubbock, Texas - Away | L, 10-12 |
| 3/02/82                            | Lubbock, Texas - Home | L, 10-16 |
| 3/22/83                            | Lubbock, Texas - Away | L, 5-10  |
| 3/23/83                            | Lubbock, Texas - Home | L, 2-9   |
| 4/26/83                            | Lubbock, Texas - Away | L, 1-8   |
| 4/27/83                            | Lubbock, Texas - Home | L, 3-8   |
| 2/21/84                            | Lubbock, Texas - Home | L, 16-18 |
| 3/02/84                            | Lubbock, Texas - Away | W, 7-3   |
| 3/07/84                            | Lubbock, Texas - Away | L, 10-14 |
| 2/26/85                            | Lubbock, Texas - Home | L, 4-14  |
| 3/09/85                            | Lubbock, Texas - Away | W, 16-4  |
| 3/10/85                            | Lubbock, Texas - Home | L, 1-9   |

|         |                       |          |
|---------|-----------------------|----------|
| 4/16/85 | Lubbock, Texas - Home | L, 6-7   |
| 4/17/85 | Lubbock, Texas - Away | L, 2-6   |
| 3/08/86 | Lubbock, Texas - Away | L, 18-19 |
| 3/08/86 | Lubbock, Texas - Away | W, 9-6   |
| 4/22/86 | Lubbock, Texas - Away | L, 7-10  |
| 4/14/92 | Lubbock, Texas - Home | L, 3-8   |
| 4/13/93 | Lubbock, Texas - Home | W, 8-2   |
| 3/23/09 | Lubbock, Texas - Home | W, 4-3   |
| 4/14/13 | Lubbock, Texas - Home | L, 5-6   |

**Mankato State (2-0-0)**

|                                  |                |         |
|----------------------------------|----------------|---------|
| H: (2-0-0) A: (0-0-0) N: (0-0-0) |                |         |
| 3/20/94                          | Lubbock, Texas | W, 18-4 |
| 3/22/94                          | Lubbock, Texas | W, 19-3 |

**McMurry (6-2-0)**

|                                  |                |          |
|----------------------------------|----------------|----------|
| H: (2-0-0) A: (4-2-0) N: (0-0-0) |                |          |
| 1926                             | Lubbock, Texas | W, 4-2   |
| 1926                             | Lubbock, Texas | W, 5-3   |
| 4/14/26                          | Abilene, Texas | W, 3-0   |
| 1926                             | Abilene, Texas | W, 9-4   |
| 4/20/27                          | Abilene, Texas | L, 5-7   |
| 1928                             | Abilene, Texas | W, 5-4   |
| 1928                             | Abilene, Texas | L, 20-25 |
| 1928                             | Abilene, Texas | W, 7-4   |

**Miami (Fla.) (0-1-0)**

|                                  |             |         |
|----------------------------------|-------------|---------|
| H: (0-0-0) A: (0-1-0) N: (0-0-0) |             |         |
| 5/23/98                          | Miami, Fla. | L, 0-13 |

**Miami (Ohio) (5-0-0)**

|                                  |                 |         |
|----------------------------------|-----------------|---------|
| H: (3-0-0) A: (0-0-0) N: (2-0-0) |                 |         |
| 3/17/94                          | Edinburg, Texas | W, 19-0 |
| 3/18/94                          | Edinburg, Texas | W, 2-1  |
| 3/10/95                          | Lubbock, Texas  | W, 4-2  |
| 3/11/95                          | Lubbock, Texas  | W, 8-1  |
| 3/12/95                          | Lubbock, Texas  | W, 17-0 |

**Michigan (4-0-0)**

|                                  |                  |         |
|----------------------------------|------------------|---------|
| H: (2-0-0) A: (2-0-0) N: (0-0-0) |                  |         |
| 2/20/10                          | Lubbock, Texas   | W, 4-2  |
| 2/21/10                          | Lubbock, Texas   | W, 18-5 |
| 5/10/11                          | Ann Arbor, Mich. | W, 8-2  |
| 5/11/11                          | Ann Arbor, Mich. | W, 6-4  |

**Midland Angels (0-1-0)**

|                                  |                        |        |
|----------------------------------|------------------------|--------|
| H: (0-0-0) A: (0-1-0) N: (0-0-0) |                        |        |
| 4/02/96                          | Midland, Texas (EXHIB) | L, 6-7 |

**Midwestern State (11-3-0)**

|                                  |                      |         |
|----------------------------------|----------------------|---------|
| H: (9-1-0) A: (2-2-0) N: (0-0-0) |                      |         |
| 4/03/59                          | Wichita Falls, Texas | L, 3-4  |
| 4/04/59                          | Wichita Falls, Texas | W, 14-3 |
| 5/01/59                          | Lubbock, Texas       | W, 19-4 |
| 5/02/59                          | Lubbock, Texas       | W, 19-3 |
| 3/16/76                          | Wichita Falls, Texas | L, 5-6  |
| 3/16/76                          | Wichita Falls, Texas | W, 9-0  |
| 3/16/82                          | Lubbock, Texas       | W, 2-1  |
| 3/16/82                          | Lubbock, Texas       | W, 5-4  |
| 3/17/82                          | Lubbock, Texas       | W, 6-2  |
| 3/17/82                          | Lubbock, Texas       | W, 7-1  |
| 3/12/83                          | Lubbock, Texas       | W, 11-0 |
| 3/12/83                          | Lubbock, Texas       | W, 10-7 |
| 3/13/83                          | Lubbock, Texas       | W, 8-6  |
| 3/13/83                          | Lubbock, Texas       | L, 5-11 |

**Mississippi State (2-0-0)**

|                                  |              |         |
|----------------------------------|--------------|---------|
| H: (0-0-0) A: (2-0-0) N: (0-0-0) |              |         |
| 6/04/04                          | Atlanta, Ga. | W, 10-6 |
| 6/05/04                          | Atlanta, Ga. | W, 14-7 |

**Missouri (25-29-0)**

|                                     |                      |             |
|-------------------------------------|----------------------|-------------|
| H: (15-11-0) A: (8-15-0) N: (2-3-0) |                      |             |
| 3/25/65                             | Lubbock, Texas       | L, 3-6      |
| 3/26/65                             | Lubbock, Texas       | L, 3-26     |
| 4/05/97                             | Columbia, Mo.        | W, 16-6     |
| 4/05/97                             | Columbia, Mo.        | W, 18-5     |
| 4/06/97                             | Columbia, Mo.        | W, 4-2      |
| 5/15/97                             | Oklahoma City, Okla. | W, 12-2     |
| 4/03/98                             | Lubbock, Texas       | W, 8-6      |
| 4/04/98                             | Lubbock, Texas       | L, 2-4 (11) |
| 4/05/98                             | Lubbock, Texas       | W, 13-11    |
| 3/05/99                             | Columbia, Mo.        | L, 0-7      |
| 3/06/99                             | Columbia, Mo.        | W, 8-1      |

|         |                      |                     |
|---------|----------------------|---------------------|
| 3/07/99 | Columbia, Mo.        | W, 13-0             |
| 5/20/99 | Oklahoma City, Okla. | L, 7-8 (12)         |
| 2/25/00 | Lubbock, Texas       | L, 14-16            |
| 2/26/00 | Lubbock, Texas       | W, 11-6             |
| 2/27/00 | Lubbock, Texas       | L, 5-6              |
| 3/30/01 | Columbia, Mo.        | L, 4-5              |
| 3/31/01 | Columbia, Mo.        | W, 10-2             |
| 4/01/01 | Columbia, Mo.        | L, 9-14             |
| 3/29/02 | Lubbock, Texas       | W, 7-4              |
| 3/31/02 | Lubbock, Texas       | W, 13-6             |
| 3/31/02 | Lubbock, Texas       | L, 1-7              |
| 4/04/03 | Columbia, Mo.        | L, 6-8              |
| 4/05/03 | Columbia, Mo.        | L, 5-11             |
| 5/07/04 | Lubbock, Texas       | W, 7-5              |
| 5/08/04 | Lubbock, Texas       | L, 3-5              |
| 5/09/04 | Lubbock, Texas       | L, 1-3              |
| 4/01/05 | Columbia, Mo.        | (No-Hitter) L, 0-25 |
| 4/02/05 | Columbia, Mo.        | L, 2-7              |
| 4/03/05 | Columbia, Mo.        | W, 5-3              |
| 5/26/05 | Oklahoma City, Okla. | L, 1-10             |
| 5/12/06 | Lubbock, Texas       | W, 13-1             |
| 5/13/06 | Lubbock, Texas       | W, 5-4              |
| 5/14/06 | Lubbock, Texas       | W, 3-2              |
| 4/27/07 | Columbia, Mo.        | L, 4-10             |
| 4/28/07 | Columbia, Mo.        | L, 7-12             |
| 4/29/07 | Columbia, Mo.        | L, 5-6              |
| 3/28/08 | Lubbock, Texas       | L, 0-1              |
| 3/29/08 | Lubbock, Texas       | W, 3-2              |
| 3/30/08 | Lubbock, Texas       | W, 15-11            |
| 4/24/09 | Columbia, Mo.        | L, 7-18             |
| 4/25/09 | Columbia, Mo.        | L, 5-9              |
| 4/26/09 | Columbia, Mo.        | L, 2-15 (7)         |
| 5/22/09 | Oklahoma City, Okla. | W, 4-2              |
| 4/30/10 | Lubbock, Texas       | L, 8-12 (11)        |
| 5/01/10 | Lubbock, Texas       | W, 5-4              |
| 5/02/10 | Lubbock, Texas       | W, 16-15            |
| 5/29/10 | Oklahoma City, Okla. | L, 3-7              |
| 5/13/11 | Columbia, Mo.        | L, 1-11             |
| 5/14/11 | Columbia, Mo.        | W, 6-4              |
| 5/15/11 | Columbia, Mo.        | L, 3-4              |
| 4/27/12 | Lubbock, Texas       | L, 0-9              |
| 4/28/12 | Lubbock, Texas       | W, 4-3              |
| 4/29/12 | Lubbock, Texas       | W, 7-0              |

**Missouri Southern (10-2-0)**

|                                   |                |         |
|-----------------------------------|----------------|---------|
| H: (10-2-0) A: (0-0-0) N: (0-0-0) |                |         |
| 3/10/85                           | Lubbock, Texas | W, 16-6 |
| 3/11/85                           | Lubbock, Texas | L, 9-10 |
| 3/12/85                           | Lubbock, Texas | W, 11-7 |
| 3/16/86                           | Lubbock, Texas | W, 8-3  |
| 3/17/86                           | Lubbock, Texas | W, 3-2  |
| 3/12/88                           | Lubbock, Texas | W, 13-3 |
| 3/12/88                           | Lubbock, Texas | W, 13-6 |
| 3/13/88                           | Lubbock, Texas | W, 9-2  |
| 3/14/88                           | Lubbock, Texas | W, 13-2 |
| 3/14/88                           | Lubbock, Texas | W, 12-2 |
| 3/15/88                           | Lubbock, Texas | W, 11-4 |
| 3/15/88                           | Lubbock, Texas | L, 3-8  |

**Missouri State (2-2-0)**

|                                  |                |        |
|----------------------------------|----------------|--------|
| H: (1-2-0) A: (0-0-0) N: (1-0-0) |                |        |
| 3/19/93                          | Fresno, Calif. | W, 7-3 |
| 5/23/97                          | Lubbock, Texas | L, 2-4 |
| 2/17/12                          | Lubbock, Texas | W, 4-1 |
| 2/19/12                          | Lubbock, Texas | L, 2-4 |

**Nebraska (21-31-0)**

|                                     |                |             |
|-------------------------------------|----------------|-------------|
| H: (14-12-0) A: (5-16-0) N: (2-3-0) |                |             |
| 3/26/90                             | Lubbock, Texas | L, 3-8      |
| 3/27/90                             | Lubbock, Texas | W, 5-4      |
| 3/25/91                             | Lubbock, Texas | L, 5-10     |
| 3/26/91                             | Lubbock, Texas | W, 11-10    |
| 2/15/96                             | Tempe, Ariz.   | W, 7-3      |
| 4/22/97                             | Lubbock, Texas | W, 9-3      |
| 4/23/97                             | Lubbock, Texas | W, 13-6     |
| 4/23/97                             | Lubbock, Texas | W, 8-6      |
| 4/21/98                             | Lincoln, Neb.  | W, 6-5      |
| 4/21/98                             | Lincoln, Neb.  | L, 1-2      |
| 4/22/98                             | Lincoln, Neb.  | L, 3-8      |
| 4/30/99                             | Lubbock, Texas | W, 10-2 (5) |
| 3/24/00                             | Lincoln, Neb.  | L, 0-11     |
| 3/25/00                             | Lincoln, Neb.  | L, 6-7      |
| 3/25/00                             | Lincoln, Neb.  | W, 7-5      |
| 3/02/01                             | Lubbock, Texas | L, 2-3      |



ALL-TIME RESULTS - NON-CONFERENCE OPPONENTS

Table with 3 columns: Date, Location, Result. Rows include games from 3/03/01 to 3/27/11 against various opponents like Lubbock, Texas and Lincoln, Neb.

Nebraska-Kearney (20-0-0)

Table with 3 columns: Date, Location, Result. Rows include games from 3/11/84 to 3/23/94 against Lubbock, Texas.

Nebraska-Omaha (0-1-0)

Table with 3 columns: Date, Location, Result. Row includes game on 3/26/75 against San Antonio, Texas.

Nevada-Reno (1-0-0)

Table with 3 columns: Date, Location, Result. Row includes game on 2/21/98 against Phoenix, Ariz.

New Mexico (63-41-1)

Table with 3 columns: Date, Location, Result. Rows include games from 4/19/62 to 3/22/77 against various opponents like Lubbock, Texas and Albuquerque, N.M.

Table with 3 columns: Date, Location, Result. Rows include games from 3/22/77 to 4/26/11 against various opponents like Albuquerque, N.M. and Lubbock, Texas.

Table with 3 columns: Date, Location, Result. Rows include games from 4/27/11 to 4/30/13 against Lubbock, Texas and Albuquerque, N.M.

New Mexico Highlands (67-23-1)

Table with 3 columns: Date, Location, Result. Rows include games from 4/20/60 to 2/20/88 against various opponents like Las Vegas, N.M. and Lubbock, Texas.



ALL-TIME RESULTS - NON-CONFERENCE OPPONENTS

|         |                |          |
|---------|----------------|----------|
| 2/20/88 | Lubbock, Texas | W, 12-4  |
| 3/13/89 | Lubbock, Texas | W, 8-3   |
| 3/13/89 | Lubbock, Texas | W, 3-1   |
| 3/14/89 | Lubbock, Texas | W, 12-2  |
| 3/14/89 | Lubbock, Texas | W, 16-7  |
| 2/19/90 | Lubbock, Texas | W, 6-2   |
| 2/19/90 | Lubbock, Texas | W, 10-0  |
| 3/03/90 | Lubbock, Texas | W, 7-1   |
| 3/03/90 | Lubbock, Texas | W, 4-3   |
| 3/12/90 | Lubbock, Texas | W, 6-5   |
| 2/15/91 | Lubbock, Texas | W, 3-1   |
| 2/16/91 | Lubbock, Texas | W, 12-1  |
| 3/16/92 | Lubbock, Texas | W, 14-1  |
| 3/17/92 | Lubbock, Texas | W, 17-0  |
| 3/17/92 | Lubbock, Texas | W, 5-4   |
| 3/18/92 | Lubbock, Texas | W, 21-5  |
| 4/08/98 | Lubbock, Texas | W, 19-10 |

**New Mexico Military (1-0-1)**

|                                  |                |          |
|----------------------------------|----------------|----------|
| H: (1-0-1) A: (0-0-0) N: (0-0-0) |                |          |
| 4/06/27                          | Lubbock, Texas | W, 7-3   |
| 4/07/27                          | Lubbock, Texas | T, 10-10 |

**New Mexico State (40-17-0)**

|                                   |                  |             |
|-----------------------------------|------------------|-------------|
| H: (29-6-0) A: (5-8-0) N: (6-3-0) |                  |             |
| 3/31/65                           | Las Cruces, N.M. | W, 11-1     |
| 4/01/65                           | Las Cruces, N.M. | W, 9-5      |
| 2/26/84                           | Las Cruces, N.M. | W, 5-2      |
| 2/26/84                           | Las Cruces, N.M. | L, 4-5      |
| 4/10/84                           | Lubbock, Texas   | W, 14-11    |
| 4/10/84                           | Lubbock, Texas   | W, 19-6     |
| 2/24/86                           | Lubbock, Texas   | W, 13-5     |
| 2/25/86                           | Lubbock, Texas   | W, 13-4     |
| 2/25/86                           | Lubbock, Texas   | W, 18-6     |
| 2/26/88                           | Lubbock, Texas   | W, 10-0     |
| 2/26/88                           | Lubbock, Texas   | W, 7-6      |
| 2/27/88                           | Lubbock, Texas   | W, 11-5     |
| 2/24/89                           | Lubbock, Texas   | W, 8-2      |
| 2/25/89                           | Lubbock, Texas   | W, 13-8     |
| 2/25/89                           | Lubbock, Texas   | W, 12-11    |
| 2/26/89                           | Lubbock, Texas   | W, 4-3      |
| 2/22/90                           | Las Cruces, N.M. | L, 7-13     |
| 2/23/90                           | Las Cruces, N.M. | L, 8-14     |
| 2/24/90                           | Las Cruces, N.M. | L, 3-4      |
| 2/25/90                           | Las Cruces, N.M. | L, 9-26     |
| 4/27/90                           | Lubbock, Texas   | L, 0-8      |
| 4/27/90                           | Lubbock, Texas   | W, 7-1      |
| 4/28/90                           | Lubbock, Texas   | W, 7-6      |
| 4/28/90                           | Lubbock, Texas   | L, 3-6      |
| 2/08/91                           | Lubbock, Texas   | W, 5-2      |
| 2/09/91                           | Lubbock, Texas   | W, 20-3     |
| 2/10/91                           | Lubbock, Texas   | W, 11-6     |
| 2/23/91                           | El Paso, Texas   | W, 6-3      |
| 2/14/94                           | El Paso, Texas   | W, 4-0      |
| 2/15/94                           | El Paso, Texas   | L, 0-7      |
| 2/16/94                           | El Paso, Texas   | W, 5-0      |
| 3/03/94                           | Lubbock, Texas   | L, 4-8      |
| 3/04/94                           | Lubbock, Texas   | W, 13-1     |
| 3/05/94                           | Lubbock, Texas   | W, 8-1      |
| 2/28/97                           | Lubbock, Texas   | W, 16-6     |
| 3/02/97                           | Lubbock, Texas   | W, 6-5      |
| 3/02/97                           | Lubbock, Texas   | W, 8-0      |
| 4/29/97                           | Las Cruces, N.M. | L, 11-12    |
| 4/30/97                           | Las Cruces, N.M. | L, 17-19    |
| 2/04/00                           | Lubbock, Texas   | W, 17-6     |
| 2/05/00                           | Lubbock, Texas   | L, 17-23    |
| 2/06/00                           | Lubbock, Texas   | W, 16-4     |
| 5/18/04                           | Lubbock, Texas   | W, 20-3 (7) |
| 2/27/05                           | Midland, Texas   | W, 7-4      |
| 5/10/05                           | Lubbock, Texas   | W, 8-4      |
| 5/17/05                           | Las Cruces, N.M. | W, 12-6     |
| 3/14/06                           | Roswell, N.M.    | W, 8-4      |
| 4/04/06                           | Lubbock, Texas   | L, 4-9      |
| 3/27/07                           | Lubbock, Texas   | W, 10-3     |
| 5/15/07                           | Roswell, N.M.    | L, 4-5      |
| 4/22/08                           | Lubbock, Texas   | W, 12-2     |
| 4/23/08                           | Roswell, N.M.    | W, 16-10    |
| 3/30/10                           | Midland, Texas   | L, 2-6      |
| 3/27/12                           | Lubbock, Texas   | L, 6-7      |
| 5/01/12                           | Las Cruces, N.M. | W, 12-7     |
| 3/25/13                           | Las Cruces, N.M. | L, 6-7      |
| 4/23/13                           | Lubbock, Texas   | W, 6-1      |

**New York Tech (1-1-0)**

|                                  |                 |         |
|----------------------------------|-----------------|---------|
| H: (0-0-0) A: (0-0-0) N: (1-1-0) |                 |         |
| 3/17/94                          | Edinburg, Texas | W, 11-2 |
| 3/18/94                          | Edinburg, Texas | L, 4-6  |

**North Carolina (2-0-0)**

|                                  |                 |         |
|----------------------------------|-----------------|---------|
| H: (0-0-0) A: (0-0-0) N: (2-0-0) |                 |         |
| 2/10/96                          | Kissimmee, Fla. | W, 12-4 |
| 5/21/98                          | Miami, Fla.     | W, 6-2  |

**North Texas (9-3-0)**

|                                  |                |          |
|----------------------------------|----------------|----------|
| H: (4-0-0) A: (5-3-0) N: (0-0-0) |                |          |
| 3/31/78                          | Lubbock, Texas | W, 13-8  |
| 3/31/78                          | Lubbock, Texas | W, 12-6  |
| 4/01/78                          | Lubbock, Texas | W, 18-2  |
| 4/01/78                          | Lubbock, Texas | W, 12-11 |
| 3/01/85                          | Denton, Texas  | L, 3-6   |
| 3/02/85                          | Denton, Texas  | W, 5-3   |
| 3/03/85                          | Denton, Texas  | L, 0-1   |
| 3/18/86                          | Denton, Texas  | W, 14-8  |
| 3/18/86                          | Denton, Texas  | W, 8-4   |
| 3/19/86                          | Denton, Texas  | W, 10-3  |
| 3/16/87                          | Denton, Texas  | L, 0-5   |
| 3/16/87                          | Denton, Texas  | W, 11-3  |

**Northern Colorado (1-0-0)**

|                                  |                |         |
|----------------------------------|----------------|---------|
| H: (1-0-0) A: (0-0-0) N: (0-0-0) |                |         |
| 2/16/13                          | Lubbock, Texas | W, 10-1 |

**Northern Illinois (16-2-0)**

|                                   |                   |         |
|-----------------------------------|-------------------|---------|
| H: (14-2-0) A: (0-0-0) N: (2-0-0) |                   |         |
| 2/20/04                           | Lubbock, Texas    | W, 10-9 |
| 2/21/04                           | Lubbock, Texas    | L, 5-7  |
| 2/22/04                           | Lubbock, Texas    | W, 19-3 |
| 2/11/05                           | Lubbock, Texas    | W, 13-7 |
| 2/12/05                           | Lubbock, Texas    | W, 17-7 |
| 2/13/05                           | Lubbock, Texas    | W, 12-7 |
| 2/23/07                           | Lubbock, Texas    | W, 6-5  |
| 2/24/07                           | Lubbock, Texas    | L, 5-8  |
| 2/25/07                           | Lubbock, Texas    | W, 4-1  |
| 3/08/08                           | San Marcos, Texas | W, 11-5 |
| 3/09/08                           | San Marcos, Texas | W, 8-5  |
| 2/26/11                           | Lubbock, Texas    | W, 15-3 |
| 2/27/11                           | Lubbock, Texas    | W, 14-8 |
| 2/25/12                           | Lubbock, Texas    | W, 8-5  |
| 2/26/12                           | Lubbock, Texas    | W, 10-4 |
| 2/27/12                           | Lubbock, Texas    | W, 3-2  |
| 2/15/13                           | Lubbock, Texas    | W, 8-0  |
| 2/17/13                           | Lubbock, Texas    | W, 13-0 |

**Northern Iowa (5-2-0)**

|                                  |                |            |
|----------------------------------|----------------|------------|
| H: (5-2-0) A: (0-0-0) N: (0-0-0) |                |            |
| 2/28/03                          | Lubbock, Texas | W, 8-7     |
| 3/01/03                          | Lubbock, Texas | W, 7-6 (8) |
| 3/01/03                          | Lubbock, Texas | W, 13-9    |
| 3/02/03                          | Lubbock, Texas | L, 9-10    |
| 3/04/05                          | Lubbock, Texas | L, 7-9     |
| 3/05/05                          | Lubbock, Texas | W, 6-5     |
| 3/06/05                          | Lubbock, Texas | W, 11-5    |

**Northwestern (4-2-0)**

|                                  |                |         |
|----------------------------------|----------------|---------|
| H: (3-1-0) A: (0-0-0) N: (1-1-0) |                |         |
| 2/16/96                          | Tempe, Ariz.   | W, 11-4 |
| 2/22/98                          | Phoenix, Ariz. | L, 2-7  |
| 2/09/07                          | Lubbock, Texas | L, 7-12 |
| 2/10/07                          | Lubbock, Texas | W, 4-3  |
| 2/19/11                          | Lubbock, Texas | W, 6-1  |
| 2/20/11                          | Lubbock, Texas | W, 8-6  |

**Notre Dame (0-1-0)**

|                                  |                   |        |
|----------------------------------|-------------------|--------|
| H: (0-0-0) A: (0-0-0) N: (0-1-0) |                   |        |
| 3/13/04                          | Round Rock, Texas | L, 1-6 |

**Ohio State (1-0-0)**

|                                  |                              |        |
|----------------------------------|------------------------------|--------|
| H: (0-0-0) A: (0-0-0) N: (1-0-0) |                              |        |
| 2/15/04                          | Houston, Texas (Minute Maid) | W, 9-4 |

**Oklahoma City (1-4-0)**

|                                  |                      |        |
|----------------------------------|----------------------|--------|
| H: (0-1-0) A: (1-3-0) N: (0-0-0) |                      |        |
| 3/22/76                          | Oklahoma City, Okla. | L, 2-3 |
| 3/22/76                          | Oklahoma City, Okla. | W, 7-1 |
| 3/24/76                          | Oklahoma City, Okla. | L, 0-3 |
| 3/24/76                          | Oklahoma City, Okla. | L, 1-4 |
| 3/04/90                          | Lubbock, Texas       | L, 5-9 |

**Oral Roberts (7-8-0)**

|                                  |                    |         |
|----------------------------------|--------------------|---------|
| H: (3-1-0) A: (3-6-0) N: (1-1-0) |                    |         |
| 4/04/78                          | Tulsa, Okla.       | L, 3-8  |
| 4/04/78                          | Tulsa, Okla.       | L, 1-3  |
| 3/04/80                          | Tulsa, Okla.       | W, 10-1 |
| 4/20/82                          | Tulsa, Okla.       | L, 1-3  |
| 4/21/82                          | Tulsa, Okla.       | L, 2-8  |
| 4/19/84                          | Tulsa, Okla.       | L, 1-3  |
| 3/06/87                          | Tulsa, Okla.       | L, 3-7  |
| 3/22/88                          | Lubbock, Texas     | L, 9-11 |
| 3/23/88                          | Lubbock, Texas     | W, 9-8  |
| 3/16/89                          | Tulsa, Okla.       | W, 6-5  |
| 3/17/89                          | Tulsa, Okla.       | W, 5-4  |
| 3/01/93                          | Lubbock, Texas     | W, 6-0  |
| 3/02/93                          | Lubbock, Texas     | W, 4-3  |
| 2/25/06                          | Midland, Texas     | W, 7-4  |
| 2/24/07                          | San Antonio, Texas | L, 6-7  |

**Oregon State (1-2-0)**

|                                  |                      |         |
|----------------------------------|----------------------|---------|
| H: (0-0-0) A: (0-0-0) N: (1-2-0) |                      |         |
| 2/19/99                          | San Diego, Calif.    | W, 14-9 |
| 2/16/01                          | San Diego, Calif.    | L, 4-5  |
| 3/08/09                          | Palm Springs, Calif. | L, 6-9  |

**Panhandle State (4-0-0)**

|                                  |                 |         |
|----------------------------------|-----------------|---------|
| H: (3-0-0) A: (1-0-0) N: (0-0-0) |                 |         |
| 3/21/61                          | Lubbock, Texas  | W, 10-6 |
| 3/21/61                          | Lubbock, Texas  | W, 10-0 |
| 4/28/61                          | Goodwell, Okla. | W, 16-5 |
| 2/16/97                          | Lubbock, Texas  | W, 12-2 |

**Princeton (1-0-0)**

|                                  |                |         |
|----------------------------------|----------------|---------|
| H: (0-0-0) A: (0-0-0) N: (1-0-0) |                |         |
| 5/27/00                          | Houston, Texas | W, 10-1 |

**Providence (1-0-0)**

|                                  |                   |         |
|----------------------------------|-------------------|---------|
| H: (0-0-0) A: (0-0-0) N: (1-0-0) |                   |         |
| 5/27/95                          | Palo Alto, Calif. | W, 24-5 |

**Reese Air Force Base (0-1-0)**

|                                  |                            |        |
|----------------------------------|----------------------------|--------|
| H: (0-0-0) A: (0-1-0) N: (0-0-0) |                            |        |
| 4/01/66                          | Lubbock, Texas (Reese AFB) | L, 1-6 |

**Rice (56-56-0)**

|                                      |                |          |
|--------------------------------------|----------------|----------|
| H: (31-17-0) A: (22-31-0) N: (3-8-0) |                |          |
| 4/23/58                              | Houston, Texas | L, 1-10  |
| 4/28/59                              | Houston, Texas | L, 3-13  |
| 3/25/60                              | Houston, Texas | L, 0-4   |
| 3/29/68                              | Houston, Texas | L, 0-2   |
| 3/29/68                              | Houston, Texas | L, 2-8   |
| 3/30/68                              | Houston, Texas | W, 8-1   |
| 4/18/69                              | Lubbock, Texas | W, 6-4   |
| 4/18/69                              | Lubbock, Texas | L, 0-3   |
| 4/19/69                              | Lubbock, Texas | W, 8-5   |
| 3/26/70                              | Houston, Texas | L, 0-7   |
| 3/26/70                              | Houston, Texas | L, 4-6   |
| 3/27/70                              | Houston, Texas | L, 1-2   |
| 4/07/71                              | Lubbock, Texas | W, 8-0   |
| 4/07/71                              | Lubbock, Texas | W, 8-7   |
| 4/08/71                              | Lubbock, Texas | W, 6-4   |
| 4/28/72                              | Houston, Texas | L, 3-4   |
| 4/28/72                              | Houston, Texas | L, 2-3   |
| 4/29/72                              | Houston, Texas | L, 3-4   |
| 3/30/73                              | Lubbock, Texas | W, 3-1   |
| 3/30/73                              | Lubbock, Texas | L, 2-3   |
| 3/31/73                              | Lubbock, Texas | L, 2-4   |
| 3/22/74                              | Lubbock, Texas | L, 3-4   |
| 3/22/74                              | Lubbock, Texas | L, 3-4   |
| 3/23/74                              | Lubbock, Texas | L, 3-4   |
| 3/21/75                              | Houston, Texas | W, 9-5   |
| 3/21/75                              | Houston, Texas | W, 29-7  |
| 3/22/75                              | Houston, Texas | W, 11-10 |
| 4/23/76                              | Houston, Texas | L, 6-7   |
| 4/24/76                              | Houston, Texas | W, 13-5  |
| 4/24/76                              | Houston, Texas | W, 5-1   |
| 4/22/77                              | Lubbock, Texas | W, 5-0   |
| 4/23/77                              | Lubbock, Texas | W, 4-3   |
| 4/23/77                              | Lubbock, Texas | W, 4-3   |
| 3/03/78                              | Houston, Texas | L, 1-2   |
| 3/04/78                              | Houston, Texas | L, 1-2   |
| 3/04/78                              | Houston, Texas | W, 5-4   |
| 3/02/79                              | Lubbock, Texas | L, 6-9   |
| 3/03/79                              | Lubbock, Texas | L, 0-7   |
| 3/03/79                              | Lubbock, Texas | W, 15-7  |





ALL-TIME RESULTS - NON-CONFERENCE OPPONENTS

Table of baseball game results for various opponents including Houston, Lubbock, and Sam Houston State. Columns include date, location, and score.

Rutgers (1-0-0)

Summary record for Rutgers: H: (1-0-0) A: (0-0-0) N: (0-0-0). Game result: 5/28/99 Lubbock, Texas W, 5-2

Sam Houston State (2-3-0)

Summary record for Sam Houston State: H: (1-1-0) A: (0-2-0) N: (1-0-0). Game results include 4/25/55 Huntsville, Texas L, 4-12; 4/26/55 Huntsville, Texas L, 8-12; 3/02/91 Phoenix, Ariz. W, 5-4; 3/12/02 Lubbock, Texas L, 11-12; 3/13/02 Lubbock, Texas W, 17-6

San Diego (4-1-0)

Summary record for San Diego: H: (3-0-0) A: (1-1-0) N: (0-0-0). Game results include 2/17/99 San Diego, Calif. L, 10-13; 2/18/01 San Diego, Calif. W, 6-1; 2/08/03 Lubbock, Texas W, 8-3; 2/08/03 Lubbock, Texas W, 7-3; 2/09/03 Lubbock, Texas W, 15-13

San Diego State (8-1-0)

Summary record for San Diego State: H: (3-0-0) A: (5-1-0) N: (0-0-0). Game results include 2/17/88 San Diego, Calif. L, 4-11; 2/02/96 San Diego, Calif. W, 5-3; 2/03/96 San Diego, Calif. W, 3-1; 2/04/96 San Diego, Calif. W, 5-4; 2/18/99 San Diego, Calif. W, 6-2; 3/03/00 Lubbock, Texas W, 11-3; 3/04/00 Lubbock, Texas W, 14-6; 3/05/00 Lubbock, Texas W, 11-2; 2/17/01 San Diego, Calif. W, 9-1

San Francisco (2-2-0)

Summary record for San Francisco: H: (2-1-0) A: (0-0-0) N: (0-1-0). Game results include 2/14/03 Lubbock, Texas W, 10-9; 2/15/03 Lubbock, Texas W, 16-10; 2/16/03 Lubbock, Texas L, 5-8; 3/06/09 Palm Springs, Calif. L, 1-2

Santa Clara (0-1-0)

Summary record for Santa Clara: H: (0-0-0) A: (0-0-0) N: (0-1-0). Game result: 2/21/98 Phoenix, Ariz. L, 4-9

Seton Hall (3-2-0)

Summary record for Seton Hall: H: (3-0-0) A: (0-0-0) N: (0-2-0). Game results include 3/20/81 Edinburg, Texas L, 1-6; 3/21/81 Edinburg, Texas L, 4-8; 2/22/02 Lubbock, Texas W, 7-4; 2/23/02 Lubbock, Texas W, 10-9; 2/24/02 Lubbock, Texas W, 14-0

Shallowater (2-0-0)

Summary record for Shallowater: H: (2-0-0) A: (0-0-0) N: (0-0-0). Game results include 1928 Lubbock, Texas W, 13-2; 1928 Lubbock, Texas W, 28-2

Sheppard Air Force Base (7-5-0)

Summary record for Sheppard Air Force Base: H: (6-2-0) A: (1-3-0) N: (0-0-0). Game results include 4/11/55 Wichita Falls, Texas L, 10-13; 4/12/55 Wichita Falls, Texas L, 3-4; 4/19/55 Lubbock, Texas W, 21-20; 4/20/55 Lubbock, Texas W, 19-16; 4/13/56 Wichita Falls, Texas L, 6-10; 4/14/56 Wichita Falls, Texas W, 5-4; 4/20/56 Lubbock, Texas L, 6-10; 4/21/56 Lubbock, Texas W, 5-4; 4/26/57 Lubbock, Texas W, 8-1; 4/27/57 Lubbock, Texas L, 3-5; 4/01/60 Lubbock, Texas W, 12-0; 4/02/60 Lubbock, Texas W, 10-0

SMU (24-17-0)

Summary record for SMU: H: (17-6-0) A: (7-11-0) N: (0-0-0). Game results include 4/21/58 Dallas, Texas L, 2-8; 4/12/66 Dallas, Texas W, 26-5; 3/09/67 Dallas, Texas L, 3-7; 3/10/67 Dallas, Texas L, 1-5; 4/05/68 Dallas, Texas L, 2-7; 4/05/68 Dallas, Texas L, 2-4; 4/06/68 Dallas, Texas L, 4-6; 4/04/69 Lubbock, Texas W, 2-0; 4/04/69 Lubbock, Texas W, 4-0; 4/05/69 Lubbock, Texas L, 6-8; 4/25/70 Dallas, Texas W, 11-2; 4/25/70 Dallas, Texas L, 3-4; 4/02/71 Lubbock, Texas W, 4-0; 4/02/71 Lubbock, Texas W, 4-3; 4/03/71 Lubbock, Texas W, 18-4; 4/02/72 Dallas, Texas W, 8-4

Table of baseball game results for various opponents including Dallas, Lubbock, and South Carolina. Columns include date, location, and score.

South Carolina (0-1-0)

Summary record for South Carolina: H: (0-0-0) A: (0-0-0) N: (0-1-0). Game result: 5/22/98 Miami, Fla. L, 8-9

Southeastern Oklahoma State (2-2-0)

Summary record for Southeastern Oklahoma State: H: (2-0-0) A: (0-2-0) N: (0-0-0). Game results include 3/25/66 Lubbock, Texas W, 8-1; 3/25/66 Lubbock, Texas W, 12-6; 4/18/66 Durant, Okla. L, 1-2 (17); 4/18/66 Durant, Okla. L, 0-4

Southern California (3-5-0)

Summary record for Southern California: H: (2-2-0) A: (1-3-0) N: (0-0-0). Game results include 5/26/96 Lubbock, Texas L, 12-13 (13); 2/12/99 Los Angeles, Calif. W, 9-8; 2/13/99 Los Angeles, Calif. L, 3-5; 2/14/99 Los Angeles, Calif. L, 4-5; 2/11/00 Lubbock, Texas W, 4-3; 2/12/00 Lubbock, Texas L, 4-9; 2/13/00 Lubbock, Texas W, 20-7; 3/11/05 Los Angeles, Calif. L, 1-6

Southern Illinois (3-0-0)

Summary record for Southern Illinois: H: (3-0-0) A: (0-0-0) N: (0-0-0). Game results include 2/21/97 Lubbock, Texas W, 8-5; 2/22/97 Lubbock, Texas W, 8-1; 2/22/97 Lubbock, Texas W, 9-4

Southern Utah (2-0-0)

Summary record for Southern Utah: H: (2-0-0) A: (0-0-0) N: (0-0-0). Game results include 2/20/09 Lubbock, Texas W, 14-3; 2/21/09 Lubbock, Texas W, 8-2

Southwestern (5-5-0)

Summary record for Southwestern: H: (1-1-0) A: (4-4-0) N: (0-0-0). Game results include 1928 Lubbock, Texas L, 2-9; 1928 Lubbock, Texas W, 9-6; 3/08/77 Georgetown, Texas L, 1-6; 3/08/77 Georgetown, Texas W, 13-8; 3/18/80 Georgetown, Texas L, 4-8; 3/19/80 Georgetown, Texas L, 1-7; 4/08/81 Georgetown, Texas W, 14-3; 4/08/81 Georgetown, Texas W, 11-2; 3/31/82 Georgetown, Texas W, 6-1; 3/31/82 Georgetown, Texas L, 0-1

Southwestern Oklahoma State (8-6-0)

Summary record for Southwestern Oklahoma State: H: (4-3-0) A: (4-3-0) N: (0-0-0). Game results include 4/21/61 Lubbock, Texas W, 5-4; 4/29/61 Weatherford, Okla. L, 4-6; 3/17/62 Lubbock, Texas W, 8-7; 4/28/62 Lubbock, Texas L, 3-9; 3/16/63 Lubbock, Texas W, 5-3; 3/16/63 Lubbock, Texas L, 4-7; 4/29/63 Weatherford, Okla. W, 1-0; 4/29/63 Weatherford, Okla. W, 14-7; 4/27/64 Weatherford, Okla. L, 4-5



ALL-TIME RESULTS - NON-CONFERENCE OPPONENTS

|         |                    |          |
|---------|--------------------|----------|
| 4/27/64 | Weatherford, Okla. | L, 0-12  |
| 5/08/64 | Lubbock, Texas     | L, 11-16 |
| 3/25/76 | Weatherford, Okla. | W, 12-4  |
| 3/25/76 | Weatherford, Okla. | W, 10-7  |
| 3/24/81 | Lubbock, Texas     | W, 21-15 |

**St. Edward's (9-4-0)**

H: (9-2-0) A: (0-2-0) N: (0-0-0)

|         |                |         |
|---------|----------------|---------|
| 5/09/29 | Austin, Texas  | L, 0-6  |
| 5/10/29 | Austin, Texas  | L, 2-3  |
| 3/09/77 | Lubbock, Texas | W, 12-7 |
| 3/09/77 | Lubbock, Texas | L, 2-3  |
| 3/25/86 | Lubbock, Texas | W, 6-3  |
| 3/25/86 | Lubbock, Texas | L, 4-12 |
| 3/26/86 | Lubbock, Texas | W, 6-4  |
| 3/01/87 | Lubbock, Texas | W, 5-3  |
| 3/01/87 | Lubbock, Texas | W, 8-3  |
| 3/04/88 | Lubbock, Texas | W, 10-3 |
| 3/05/88 | Lubbock, Texas | W, 17-2 |
| 3/13/90 | Lubbock, Texas | W, 14-2 |
| 3/13/90 | Lubbock, Texas | W, 12-3 |

**St. John's (7-0-0)**

H: (3-0-0) A: (0-0-0) N: (4-0-0)

|         |                 |         |
|---------|-----------------|---------|
| 3/14/94 | Edinburg, Texas | W, 2-0  |
| 3/19/94 | Edinburg, Texas | W, 2-0  |
| 2/19/06 | Lubbock, Texas  | W, 5-4  |
| 2/17/07 | Midland, Texas  | W, 10-6 |
| 2/18/07 | Midland, Texas  | W, 7-5  |
| 2/24/12 | Lubbock, Texas  | W, 4-1  |
| 2/26/12 | Lubbock, Texas  | W, 5-2  |

**St. Mary's (9-5-0)**

H: (0-0-0) A: (9-5-0) N: (0-0-0)

|         |                    |         |
|---------|--------------------|---------|
| 3/05/71 | San Antonio, Texas | W, 4-0  |
| 3/05/71 | San Antonio, Texas | W, 7-2  |
| 3/26/74 | San Antonio, Texas | W, 2-0  |
| 3/26/75 | San Antonio, Texas | L, N/A  |
| 2/28/76 | San Antonio, Texas | W, 1-0  |
| 2/28/76 | San Antonio, Texas | W, 13-0 |
| 2/24/78 | San Antonio, Texas | W, 3-2  |
| 2/24/78 | San Antonio, Texas | L, 2-4  |
| 2/24/79 | San Antonio, Texas | W, 14-9 |
| 2/25/79 | San Antonio, Texas | L, 0-5  |
| 4/10/79 | San Antonio, Texas | L, 6-8  |
| 2/15/80 | San Antonio, Texas | L, 3-12 |
| 2/15/80 | San Antonio, Texas | W, 4-2  |
| 2/28/82 | San Antonio, Texas | W, 1-0  |

**Stanford (1-2-0)**

H: (0-0-0) A: (1-2-0) N: (0-0-0)

|         |                   |        |
|---------|-------------------|--------|
| 5/28/95 | Palo Alto, Calif. | W, 3-1 |
| 5/29/95 | Palo Alto, Calif. | L, 2-3 |
| 5/30/95 | Palo Alto, Calif. | L, 5-6 |

**Stephen F. Austin (1-1-0)**

H: (1-1-0) A: (0-0-0) N: (0-0-0)

|         |                |             |
|---------|----------------|-------------|
| 2/03/07 | Lubbock, Texas | W, 4-3 (11) |
| 2/04/07 | Lubbock, Texas | L, 1-2      |

**Sul Ross (26-26-0)**

H: (20-9-0) A: (6-17-0) N: (0-0-0)

|         |                |             |
|---------|----------------|-------------|
| 3/26/54 | Alpine, Texas  | L, 1-23     |
| 3/27/54 | Alpine, Texas  | L, 2-18     |
| 4/19/54 | Lubbock, Texas | L, 6-14     |
| 4/20/54 | Lubbock, Texas | L, 6-14     |
| 4/01/55 | Alpine, Texas  | L, 1-13     |
| 4/02/55 | Alpine, Texas  | L, 5-27     |
| 4/15/60 | Alpine, Texas  | L, 6-12     |
| 4/16/60 | Alpine, Texas  | L, 2-4      |
| 4/16/60 | Alpine, Texas  | L, 4-5 (11) |
| 3/30/62 | Alpine, Texas  | L, 1-5      |
| 3/31/62 | Alpine, Texas  | L, 5-6      |
| 3/31/62 | Alpine, Texas  | L, 1-4      |
| 4/09/63 | Alpine, Texas  | L, 2-13     |
| 4/10/63 | Alpine, Texas  | L, 5-6      |
| 4/10/63 | Alpine, Texas  | L, 1-3      |
| 4/10/64 | Alpine, Texas  | L, 0-1      |
| 4/11/64 | Alpine, Texas  | L, 2-6      |
| 4/11/64 | Alpine, Texas  | L, 3-6      |
| 1965    | Lubbock, Texas | L, 4-8      |
| 1965    | Lubbock, Texas | L, 0-5      |
| 3/11/66 | Lubbock, Texas | L, 5-10     |
| 3/12/66 | Lubbock, Texas | L, 7-8      |

|         |                |          |
|---------|----------------|----------|
| 3/12/66 | Lubbock, Texas | L, 4-9   |
| 4/21/67 | Lubbock, Texas | W, 5-4   |
| 4/21/67 | Lubbock, Texas | W, 6-5   |
| 4/22/67 | Lubbock, Texas | W, 7-6   |
| 3/07/68 | Alpine, Texas  | W, 1-0   |
| 3/08/68 | Alpine, Texas  | L, 2-3   |
| 2/23/84 | Lubbock, Texas | W, 15-5  |
| 3/20/84 | Lubbock, Texas | W, 3-2   |
| 3/20/84 | Lubbock, Texas | W, 22-1  |
| 3/21/84 | Lubbock, Texas | W, 8-2   |
| 3/05/85 | Alpine, Texas  | W, 6-1   |
| 3/06/85 | Alpine, Texas  | W, 9-5   |
| 3/06/85 | Alpine, Texas  | W, 6-3   |
| 2/08/86 | Lubbock, Texas | W, 11-0  |
| 2/08/86 | Lubbock, Texas | W, 15-0  |
| 2/16/86 | Midland, Texas | W, 9-2   |
| 2/16/86 | Midland, Texas | W, 15-6  |
| 4/27/86 | Lubbock, Texas | W, 14-7  |
| 4/27/86 | Lubbock, Texas | W, 21-3  |
| 4/07/87 | Lubbock, Texas | L, 4-9   |
| 4/07/87 | Lubbock, Texas | L, 2-10  |
| 4/05/88 | Lubbock, Texas | W, 9-0   |
| 4/05/88 | Lubbock, Texas | W, 10-0  |
| 4/04/89 | Lubbock, Texas | W, 5-2   |
| 4/04/89 | Lubbock, Texas | W, 9-0   |
| 4/03/90 | Lubbock, Texas | W, 6-2   |
| 4/03/90 | Lubbock, Texas | W, 16-3  |
| 4/02/91 | Lubbock, Texas | W, 20-6  |
| 4/02/91 | Lubbock, Texas | W, 18-1  |
| 4/07/98 | Lubbock, Texas | W, 23-11 |

**Temple (7-0-0)**

H: (6-0-0) A: (0-0-0) N: (1-0-0)

|         |                   |          |
|---------|-------------------|----------|
| 3/04/95 | Lubbock, Texas    | W, 17-2  |
| 3/05/95 | Lubbock, Texas    | W, 14-0  |
| 3/07/95 | Lubbock, Texas    | W, 24-10 |
| 3/07/95 | Lubbock, Texas    | W, 11-0  |
| 3/09/95 | Lubbock, Texas    | W, 17-3  |
| 3/11/95 | Lubbock, Texas    | W, 15-9  |
| 5/26/01 | Fullerton, Calif. | W, 14-3  |

**Tennessee (1-0-0)**

H: (0-0-0) A: (0-0-0) N: (1-0-0)

|         |                              |        |
|---------|------------------------------|--------|
| 3/01/08 | Houston, Texas (Minute Maid) | W, 7-3 |
|---------|------------------------------|--------|

**Tennessee Tech (2-0-0)**

H: (2-0-0) A: (0-0-0) N: (0-0-0)

|         |                |        |
|---------|----------------|--------|
| 2/18/12 | Lubbock, Texas | W, 9-5 |
| 2/19/12 | Lubbock, Texas | W, 8-0 |

**Texas A&M (57-97-0)**

H: (36-33-0) A: (18-58-0) N: (3-6-0)

|         |                        |          |
|---------|------------------------|----------|
| 5/06/29 | College Station, Texas | L, 5-9   |
| 5/07/29 | College Station, Texas | L, 7-9   |
| 4/22/58 | College Station, Texas | W, 3-2   |
| 4/27/59 | College Station, Texas | L, 4-11  |
| 3/24/60 | College Station, Texas | L, 8-19  |
| 4/06/64 | College Station, Texas | L, 2-12  |
| 1965    | Lubbock, Texas         | L, 1-13  |
| 4/03/67 | College Station, Texas | L, 1-10  |
| 4/04/67 | College Station, Texas | W, 6-4   |
| 4/19/68 | Lubbock, Texas         | W, 13-11 |
| 4/19/68 | Lubbock, Texas         | L, 6-17  |
| 5/20/68 | Lubbock, Texas         | L, 6-21  |
| 4/12/69 | College Station, Texas | W, 1-0   |
| 4/18/70 | Lubbock, Texas         | L, 0-3   |
| 4/18/70 | Lubbock, Texas         | L, 4-6   |
| 4/16/71 | College Station, Texas | L, 2-3   |
| 4/16/71 | College Station, Texas | L, 0-1   |
| 4/17/71 | College Station, Texas | L, 7-12  |
| 4/14/72 | College Station, Texas | W, 10-6  |
| 4/14/72 | College Station, Texas | L, 3-21  |
| 4/15/72 | College Station, Texas | L, 6-9   |
| 3/16/73 | College Station, Texas | L, 4-11  |
| 3/16/73 | College Station, Texas | W, 6-2   |
| 3/17/73 | College Station, Texas | W, 4-3   |
| 4/12/74 | Lubbock, Texas         | W, 15-13 |
| 4/12/74 | Lubbock, Texas         | W, 4-1   |
| 4/13/74 | Lubbock, Texas         | L, 3-5   |
| 4/11/75 | Lubbock, Texas         | L, 0-4   |
| 4/11/75 | Lubbock, Texas         | L, 0-1   |
| 4/12/75 | Lubbock, Texas         | W, 7-4   |
| 3/04/77 | Lubbock, Texas         | L, 3-5   |
| 3/05/77 | Lubbock, Texas         | W, 7-6   |
| 3/05/77 | Lubbock, Texas         | W, 6-5   |
| 4/21/78 | College Station, Texas | L, 2-4   |

|         |                        |             |
|---------|------------------------|-------------|
| 4/22/78 | College Station, Texas | L, 0-5      |
| 4/22/78 | College Station, Texas | L, 1-2      |
| 4/20/79 | Lubbock, Texas         | L, 0-9      |
| 4/21/79 | Lubbock, Texas         | W, 6-5      |
| 4/21/79 | Lubbock, Texas         | W, 3-2      |
| 3/21/80 | College Station, Texas | L, 7-10     |
| 3/22/80 | College Station, Texas | L, 0-3      |
| 3/22/80 | College Station, Texas | L, 4-5      |
| 5/18/80 | College Station, Texas | W, 8-5      |
| 4/17/81 | Lubbock, Texas         | L, 5-6      |
| 4/18/81 | Lubbock, Texas         | L, 2-4      |
| 4/18/81 | Lubbock, Texas         | W, 7-6      |
| 4/16/82 | College Station, Texas | L, 1-14     |
| 4/17/82 | College Station, Texas | L, 0-1      |
| 4/17/82 | College Station, Texas | L, 3-5      |
| 4/09/83 | Lubbock, Texas         | W, 8-5      |
| 4/10/83 | Lubbock, Texas         | W, 10-9     |
| 4/10/83 | Lubbock, Texas         | W, 11-10    |
| 4/13/84 | College Station, Texas | L, 3-13     |
| 4/13/84 | College Station, Texas | L, 6-11     |
| 4/14/84 | College Station, Texas | L, 8-9      |
| 4/04/85 | Lubbock, Texas         | L, 4-16     |
| 4/05/85 | Lubbock, Texas         | L, 9-21     |
| 4/05/85 | Lubbock, Texas         | L, 5-28     |
| 4/04/86 | College Station, Texas | L, 7-17     |
| 4/05/86 | College Station, Texas | L, 4-10     |
| 4/05/86 | College Station, Texas | L, 2-12     |
| 3/27/87 | Lubbock, Texas         | L, 7-17     |
| 3/28/87 | Lubbock, Texas         | L, 2-10     |
| 3/28/87 | Lubbock, Texas         | L, 6-23     |
| 4/01/88 | College Station, Texas | L, 3-11     |
| 4/02/88 | College Station, Texas | L, 0-10     |
| 4/02/88 | College Station, Texas | L, 3-5      |
| 3/24/89 | Lubbock, Texas         | L, 2-27     |
| 3/25/89 | Lubbock, Texas         | L, 1-15     |
| 3/25/89 | Lubbock, Texas         | L, 4-11     |
| 3/23/90 | College Station, Texas | L, 0-11     |
| 3/24/90 | College Station, Texas | L, 0-9      |
| 3/24/90 | College Station, Texas | L, 1-3      |
| 3/29/91 | Lubbock, Texas         | L, 0-4      |
| 3/30/91 | Lubbock, Texas         | W, 4-3      |
| 3/30/91 | Lubbock, Texas         | W, 10-9     |
| 3/13/92 | College Station, Texas | L, 1-2      |
| 3/14/92 | College Station, Texas | L, 2-7      |
| 3/14/92 | College Station, Texas | L, 1-2      |
| 4/04/92 | Lubbock, Texas         | L, 0-1      |
| 4/04/92 | Lubbock, Texas         | W, 1-0      |
| 4/05/92 | Lubbock, Texas         | W, 3-1      |
| 4/09/93 | College Station, Texas | L, 1-6      |
| 4/10/93 | College Station, Texas | L, 4-11     |
| 4/10/93 | College Station, Texas | L, 3-4      |
| 5/14/93 | Austin, Texas          | L, 8-10     |
| 4/15/94 | Lubbock, Texas         | L, 5-8 (10) |
| 4/16/94 | Lubbock, Texas         | W, 9-5      |
| 4/16/94 | Lubbock, Texas         | W, 6-5      |
| 4/21/95 | College Station, Texas | L, 4-6      |
| 4/22/95 | College Station, Texas | W, 13-6     |
| 4/22/95 | College Station, Texas | W, 4-0      |
| 4/23/95 | College Station, Texas | L, 8-9 (10) |
| 5/19/95 | College Station, Texas | W, 6-5      |
| 5/20/95 | College Station, Texas | L, 4-9      |
| 5/21/95 | College Station, Texas | W, 8-6      |
| 3/29/96 | Lubbock, Texas         | W, 26-9     |
| 3/30/96 | Lubbock, Texas         | W, 7-5      |
| 3/30/96 | Lubbock, Texas         | W, 10-7     |
| 3/31/96 | Lubbock, Texas         | W, 12-1     |
| 5/09/97 | Lubbock, Texas         | W, 12-9     |
| 5/10/97 | Lubbock, Texas         | L, 3-5      |
| 5/11/97 | Lubbock, Texas         | L, 11-13    |
| 5/16/97 | Oklahoma City, Okla.   | W, 9-6      |
| 2/27/98 | College Station, Texas | L, 4-5      |
| 2/28/98 | College Station, Texas | W, 6-5 (10) |
| 3/01/98 | College Station, Texas | L, 2-11     |
| 5/16/98 | Oklahoma City, Okla.   | L, 7-11     |
| 5/17/98 | Oklahoma City, Okla.   | W, 14-7     |
| 3/14/99 | Lubbock, Texas         | W, 5-4      |
| 3/14/99 | Lubbock, Texas         | W, 9-1      |
| 3/10/00 | College Station, Texas | W, 8-5      |
| 3/11/00 | College Station, Texas | L, 1-2      |
| 3/12/00 | College Station, Texas | L, 4-16     |
| 5/18/00 | Oklahoma City, Okla.   | W, 8-6      |
| 4/13/01 | Lubbock, Texas         | W, 17-7     |
| 4/14/01 | Lubbock, Texas         | W, 4-1      |
| 4/15/01 | Lubbock, Texas         | W, 7-4      |
| 5/17/01 | Oklahoma City, Okla.   | L, 6-8      |
| 3/01/02 | College Station, Texas | L, 6-7 (10) |
| 3/01/02 | College Station, Texas | L, 6-8      |
| 3/03/02 | College Station, Texas | L, 1-4      |



ALL-TIME RESULTS - NON-CONFERENCE OPPONENTS

Table with columns for date, opponent, and result. Includes games from 3/21/03 to 5/06/12 against various Texas schools like Lubbock, College Station, and Oklahoma City.

Texas A&M-Corpus Christi (13-3-0)

Table with columns for date, opponent, and result. Includes games from 5/01/01 to 3/15/11 against Lubbock, Texas.

Texas Lutheran (11-16-0)

Table with columns for date, opponent, and result. Includes games from 4/10/54 to 2/26/82 against Seguin, Texas.

Texas State (7-6-0)

Table with columns for date, opponent, and result. Includes games from 3/01/85 to 4/18/11 against Denton, Lubbock, Round Rock, and San Marcos, Texas.

Texas Wesleyan (1-0-0)

Table with columns for date, opponent, and result. Includes games from 3/29/06 against Lubbock, Texas.

Troy (0-1-0)

Table with columns for date, opponent, and result. Includes game from 2/22/13 against Orlando, Fla.

Trinity (10-4-0)

Table with columns for date, opponent, and result. Includes games from 3/25/70 to 3/29/84 against San Antonio, Texas.

Tulane (0-1-0)

Table with columns for date, opponent, and result. Includes game from 2/11/06 against Houston, Texas (Minute Maid).

UCF (0-1-0)

Table with columns for date, opponent, and result. Includes game from 2/23/13 against Orlando, Fla.

UCLA (1-0-0)

Table with columns for date, opponent, and result. Includes game from 2/20/99 against San Diego, Calif.

UC Irvine (1-0-0)

Table with columns for date, opponent, and result. Includes game from 3/12/05 against Los Angeles, Calif.

UC Riverside (2-3-0)

Table with columns for date, opponent, and result. Includes games from 2/15/01 to 3/05/09 against San Diego, Lubbock, Riverside, and Palm Springs, Calif.

UL Lafayette (1-3-0)

Table with columns for date, opponent, and result. Includes games from 3/09/90 to 2/23/08 against Lafayette, Houston, and San Antonio, Texas.

Utah Valley (3-0-0)

Table with columns for date, opponent, and result. Includes games from 3/19/11 to 3/13/13 against Lubbock, Texas.

UT Arlington (21-5-0)

Table with columns for date, opponent, and result. Includes games from 2/14/77 to 2/15/77 against Lubbock, Texas.

Table with columns for date, opponent, and result. Includes games from 2/20/82 to 3/10/13 against various opponents like Arlington, Lubbock, and Midland, Texas.

UNC Asheville (3-0-0)

Table with columns for date, opponent, and result. Includes games from 3/09/06 to 3/11/06 against Lubbock, Texas.

UNLV (6-8-0)

Table with columns for date, opponent, and result. Includes games from 3/02/86 to 3/02/11 against Lubbock, Las Vegas, and other opponents.

UTEP (25-22-0)

Table with columns for date, opponent, and result. Includes games from 1965 to 3/08/75 against El Paso, Lubbock, Odessa, and other opponents.





ALL-TIME RESULTS - NON-CONFERENCE OPPONENTS

|         |                |          |
|---------|----------------|----------|
| 3/09/75 | Lubbock, Texas | L, 1-6   |
| 3/09/75 | Lubbock, Texas | W, 5-0   |
| 3/05/82 | El Paso, Texas | L, 2-10  |
| 3/05/82 | El Paso, Texas | W, 5-4   |
| 3/06/82 | El Paso, Texas | L, 4-7   |
| 3/06/82 | El Paso, Texas | L, 7-9   |
| 2/24/84 | El Paso, Texas | W, 25-15 |
| 2/25/84 | El Paso, Texas | W, 7-3   |
| 2/25/84 | El Paso, Texas | L, 5-9   |
| 3/12/84 | Lubbock, Texas | L, 5-7   |
| 3/12/84 | Lubbock, Texas | L, 1-4   |

**UT-Pan American (18-20-0)**

|                                    |                 |             |
|------------------------------------|-----------------|-------------|
| H: (12-3-0) A: (6-17-0) N: (0-0-0) |                 |             |
| 5/12/67                            | Lubbock, Texas  | W, 2-0      |
| 5/13/67                            | Lubbock, Texas  | W, 4-3 (12) |
| 4/09/68                            | Edinburg, Texas | W, 2-0      |
| 4/10/68                            | Edinburg, Texas | W, 3-1      |
| 4/11/68                            | Edinburg, Texas | L, 0-2      |
| 4/12/68                            | Edinburg, Texas | L, 0-4      |
| 3/03/69                            | Edinburg, Texas | L, 0-11     |
| 3/04/69                            | Edinburg, Texas | W, 2-1      |
| 3/05/69                            | Edinburg, Texas | L, 0-2      |
| 3/02/70                            | Edinburg, Texas | L, 0-3      |
| 3/03/70                            | Edinburg, Texas | W, 4-2      |
| 3/04/70                            | Edinburg, Texas | W, 6-4      |
| 3/05/70                            | Edinburg, Texas | L, 4-6      |
| 3/05/70                            | Edinburg, Texas | L, 0-6      |
| 3/01/71                            | Edinburg, Texas | L, 0-6      |
| 3/02/71                            | Edinburg, Texas | L, 4-5      |
| 3/02/71                            | Edinburg, Texas | L, 3-7      |
| 3/03/71                            | Edinburg, Texas | L, 1-3      |
| 3/03/71                            | Edinburg, Texas | L, 1-3      |
| 5/10/80                            | Lubbock, Texas  | L, 2-9      |
| 5/10/80                            | Lubbock, Texas  | W, 25-3     |
| 5/11/80                            | Lubbock, Texas  | W, 14-6     |
| 5/11/80                            | Lubbock, Texas  | L, 2-18     |
| 5/12/80                            | Lubbock, Texas  | L, 10-19    |
| 3/16/81                            | Edinburg, Texas | L, 4-8      |
| 3/18/81                            | Edinburg, Texas | L, 3-8      |
| 3/19/81                            | Edinburg, Texas | W, 5-1      |
| 3/20/99                            | Lubbock, Texas  | W, 6-4      |
| 3/20/99                            | Lubbock, Texas  | W, 21-4     |
| 3/21/99                            | Lubbock, Texas  | W, 16-2     |
| 3/13/00                            | Edinburg, Texas | L, 7-9      |
| 3/13/00                            | Edinburg, Texas | L, 3-4      |
| 3/14/00                            | Edinburg, Texas | L, 5-6      |
| 5/10/02                            | Lubbock, Texas  | W, 11-3     |
| 5/11/02                            | Lubbock, Texas  | W, 6-4      |
| 5/12/02                            | Lubbock, Texas  | W, 14-2     |
| 2/20/09                            | Lubbock, Texas  | W, 6-5      |
| 2/22/09                            | Lubbock, Texas  | W, 10-4     |

**UTSA (7-1-0)**

|                                  |                    |          |
|----------------------------------|--------------------|----------|
| H: (2-0-0) A: (2-1-0) N: (3-0-0) |                    |          |
| 5/02/00                          | Lubbock, Texas     | W, 8-6   |
| 5/03/00                          | Lubbock, Texas     | W, 15-12 |
| 2/27/05                          | Midland, Texas     | W, 22-7  |
| 2/25/08                          | San Antonio, Texas | W, 16-6  |
| 4/07/09                          | San Antonio, Texas | L, 0-2   |
| 4/08/09                          | San Antonio, Texas | W, 7-6   |
| 4/05/11                          | San Angelo, Texas  | W, 8-2   |
| 4/05/11                          | San Angelo, Texas  | W, 11-6  |

**Valley City State (2-0-0)**

|                                  |                |         |
|----------------------------------|----------------|---------|
| H: (2-0-0) A: (0-0-0) N: (0-0-0) |                |         |
| 3/18/98                          | Lubbock, Texas | W, 23-2 |
| 3/14/01                          | Lubbock, Texas | W, 9-5  |

**Wake Forest (1-0-0)**

|                                  |                 |        |
|----------------------------------|-----------------|--------|
| H: (0-0-0) A: (0-0-0) N: (1-0-0) |                 |        |
| 2/12/96                          | Kissimmee, Fla. | W, 5-1 |

**Washington (1-1-0)**

|                                  |                |        |
|----------------------------------|----------------|--------|
| H: (0-0-0) A: (0-0-0) N: (1-1-0) |                |        |
| 5/31/02                          | Houston, Texas | W, 5-4 |
| 6/01/02                          | Houston, Texas | L, 1-3 |

**Washington State (0-3-0)**

|                                  |                |         |
|----------------------------------|----------------|---------|
| H: (0-3-0) A: (0-0-0) N: (0-0-0) |                |         |
| 3/03/86                          | Lubbock, Texas | L, 3-9  |
| 2/26/10                          | Lubbock, Texas | L, 3-6  |
| 2/28/10                          | Lubbock, Texas | L, 7-10 |

**Wayland Baptist (3-0-0)**

|                                  |                |             |
|----------------------------------|----------------|-------------|
| H: (3-0-0) A: (0-0-0) N: (0-0-0) |                |             |
| 5/03/99                          | Lubbock, Texas | W, 16-3 (7) |
| 4/25/00                          | Lubbock, Texas | W, 7-3      |
| 3/21/06                          | Lubbock, Texas | W, 6-4      |

**Western Illinois (4-1-0)**

|                                  |                |          |
|----------------------------------|----------------|----------|
| H: (4-1-0) A: (0-0-0) N: (0-0-0) |                |          |
| 2/19/05                          | Lubbock, Texas | W, 9-5   |
| 2/19/05                          | Lubbock, Texas | L, 1-6   |
| 2/20/05                          | Lubbock, Texas | W, 22-7  |
| 2/11/07                          | Lubbock, Texas | W, 12-2  |
| 2/12/07                          | Lubbock, Texas | W, 13-11 |

**Western Michigan (1-0-0)**

|                                  |                |        |
|----------------------------------|----------------|--------|
| H: (1-0-0) A: (0-0-0) N: (0-0-0) |                |        |
| 2/18/11                          | Lubbock, Texas | W, 8-0 |

**Western New Mexico (2-0-0)**

|                                  |                |        |
|----------------------------------|----------------|--------|
| H: (2-0-0) A: (0-0-0) N: (0-0-0) |                |        |
| 2/25/91                          | Lubbock, Texas | W, 7-4 |
| 2/26/91                          | Lubbock, Texas | W, 6-0 |

**West Texas A&M (53-7-1)**

|                                    |                |                     |
|------------------------------------|----------------|---------------------|
| H: (43-5-1) A: (10-2-0) N: (0-0-0) |                |                     |
| 1926                               | Canyon, Texas  | W, 18-9             |
| 1926                               | Canyon, Texas  | L, 9-14             |
| 1926                               | Lubbock, Texas | W, 13-7             |
| 4/11/27                            | Lubbock, Texas | W, 7-2              |
| 4/11/27                            | Lubbock, Texas | L, 8-10             |
| 5/18/27                            | Lubbock, Texas | L, 3-4              |
| 5/19/27                            | Lubbock, Texas | W, 9-6              |
| 1928                               | Lubbock, Texas | L, 4-13             |
| 1928                               | Lubbock, Texas | W, 4-1              |
| 4/27/54                            | Lubbock, Texas | T, 8-8              |
| 5/07/54                            | Canyon, Texas  | L, 12-13            |
| 3/16/56                            | Canyon, Texas  | W, 10-6             |
| 3/24/56                            | Lubbock, Texas | W, 5-4              |
| 4/16/56                            | Lubbock, Texas | W, 15-12            |
| 4/09/57                            | Lubbock, Texas | W, 12-2             |
| 4/15/57                            | Lubbock, Texas | W, 10-1             |
| 4/16/57                            | Lubbock, Texas | W, 3-0              |
| 4/17/57                            | Lubbock, Texas | W, 18-0             |
| 4/11/58                            | Lubbock, Texas | W, 8-4              |
| 5/03/58                            | Canyon, Texas  | W, 8-7              |
| 5/06/58                            | Lubbock, Texas | L, 1-5              |
| 5/06/58                            | Lubbock, Texas | L, 0-3              |
| 4/07/59                            | Canyon, Texas  | W, 14-3             |
| 4/11/59                            | Lubbock, Texas | W, 12-4             |
| 4/18/59                            | Canyon, Texas  | W, 8-4              |
| 3/16/60                            | Canyon, Texas  | W, 18-8             |
| 3/19/60                            | Lubbock, Texas | W, 17-11            |
| 4/09/60                            | Lubbock, Texas | W, 18-4             |
| 4/23/60                            | Lubbock, Texas | W, 23-3             |
| 4/08/61                            | Lubbock, Texas | W, 4-0              |
| 4/08/61                            | Lubbock, Texas | W, 3-0              |
| 4/15/61                            | Canyon, Texas  | W, 12-2             |
| 4/15/61                            | Canyon, Texas  | W, 17-1             |
| 3/19/66                            | Canyon, Texas  | W, 7-0              |
| 3/19/66                            | Canyon, Texas  | W, 2-0              |
| 4/27/66                            | Lubbock, Texas | W, 4-2              |
| 4/27/66                            | Lubbock, Texas | (No-Hitter) W, 17-0 |
| 3/30/70                            | Lubbock, Texas | W, 13-0             |
| 3/30/70                            | Lubbock, Texas | W, 4-2              |
| 4/12/94                            | Lubbock, Texas | W, 23-2             |
| 2/10/95                            | Lubbock, Texas | W, 16-2             |
| 2/14/95                            | Lubbock, Texas | W, 10-5             |
| 3/26/95                            | Lubbock, Texas | W, 4-3              |
| 3/08/96                            | Lubbock, Texas | W, 7-0              |
| 3/09/96                            | Lubbock, Texas | W, 14-0             |
| 3/03/97                            | Lubbock, Texas | W, 27-7             |
| 3/04/97                            | Lubbock, Texas | W, 10-4             |
| 3/10/97                            | Lubbock, Texas | W, 7-2              |
| 3/11/97                            | Lubbock, Texas | W, 9-1              |
| 2/06/98                            | Lubbock, Texas | W, 13-8             |
| 2/07/98                            | Lubbock, Texas | W, 14-3             |
| 2/08/98                            | Lubbock, Texas | W, 19-4             |
| 3/16/99                            | Lubbock, Texas | W, 5-1              |
| 3/23/99                            | Lubbock, Texas | W, 11-1             |
| 2/02/00                            | Lubbock, Texas | W, 14-3             |
| 2/08/00                            | Lubbock, Texas | W, 20-5             |
| 2/06/01                            | Lubbock, Texas | W, 13-1             |
| 4/10/01                            | Lubbock, Texas | W, 19-5             |

|         |                |         |
|---------|----------------|---------|
| 2/04/03 | Lubbock, Texas | W, 21-4 |
| 4/07/03 | Lubbock, Texas | W, 10-4 |
| 4/13/04 | Lubbock, Texas | W, 16-1 |

**White Sands (0-2-0)**

|                                  |                |          |
|----------------------------------|----------------|----------|
| H: (0-0-0) A: (0-2-0) N: (0-0-0) |                |          |
| 5/11/55                          | at White Sands | L, 11-17 |
| 5/12/55                          | at White Sands | L, 3-7   |

**Wichita State (10-17-0)**

|                                   |                     |             |
|-----------------------------------|---------------------|-------------|
| H: (9-6-0) A: (1-10-0) N: (0-1-0) |                     |             |
| 3/20/78                           | Lubbock, Texas      | W, 7-6      |
| 3/20/78                           | Lubbock, Texas      | W, 8-5      |
| 3/21/78                           | Lubbock, Texas      | W, 8-3      |
| 3/21/78                           | Lubbock, Texas      | W, 7-5      |
| 3/22/78                           | Lubbock, Texas      | L, 2-14     |
| 3/22/78                           | Lubbock, Texas      | L, 8-9      |
| 3/26/79                           | Wichita, Kan.       | L, 6-11     |
| 3/27/79                           | Wichita, Kan.       | W, 11-8     |
| 3/27/79                           | Wichita, Kan.       | L, 5-6      |
| 3/28/79                           | Wichita, Kan.       | L, 5-6      |
| 3/28/79                           | Wichita, Kan.       | L, 6-7      |
| 3/09/85                           | Lubbock, Texas      | W, 4-3      |
| 3/11/85                           | Lubbock, Texas      | L, 6-9      |
| 3/13/85                           | Lubbock, Texas      | L, 3-13     |
| 3/07/87                           | Wichita, Kan.       | L, 6-13     |
| 3/08/87                           | Wichita, Kan.       | L, 9-11     |
| 3/16/88                           | Lubbock, Texas      | L, 2-8      |
| 3/16/88                           | Lubbock, Texas      | W, 6-2      |
| 3/18/89                           | Wichita, Kan.       | L, 4-8      |
| 3/21/89                           | Wichita, Kan.       | L, 4-16     |
| 3/21/89                           | Wichita, Kan.       | L, 2-8      |
| 3/09/91                           | Lubbock, Texas      | L, 3-8      |
| 3/10/91                           | Lubbock, Texas      | W, 4-2      |
| 4/04/94                           | Wichita, Kan.       | L, 8-10     |
| 3/04/95                           | Lubbock, Texas      | W, 15-6     |
| 3/05/95                           | Lubbock, Texas      | W, 7-6      |
| 3/13/05                           | Los Angeles, Calif. | L, 5-6 (10) |

**Wisconsin-Milwaukee (1-0-0)**

|                                  |                |        |
|----------------------------------|----------------|--------|
| H: (1-0-0) A: (0-0-0) N: (0-0-0) |                |        |
| 5/29/99                          | Lubbock, Texas | W, 8-5 |

**Wofford (3-0-0)**

|                                  |                |          |
|----------------------------------|----------------|----------|
| H: (3-0-0) A: (0-0-0) N: (0-0-0) |                |          |
| 5/08/03                          | Lubbock, Texas | W, 20-9  |
| 5/09/03                          | Lubbock, Texas | W, 20-10 |
| 5/10/03                          | Lubbock, Texas | W, 11-10 |

**Wyoming (6-4-0)**

|                                  |                |         |
|----------------------------------|----------------|---------|
| H: (5-4-0) A: (0-0-0) N: (1-0-0) |                |         |
| 3/04/84                          | Lubbock, Texas | L, 5-8  |
| 3/04/84                          | Lubbock, Texas | W, 22-2 |
| 3/06/84                          | Lubbock, Texas | W, 12-3 |
| 3/08/89                          | Lubbock, Texas | W, 12-6 |
| 3/09/89                          | Lubbock, Texas | W, 18-3 |
| 3/10/89                          | Lubbock, Texas | L, 4-10 |
| 3/11/89                          | Lubbock, Texas | L, 4-10 |
| 2/23/91                          | El Paso, Texas | W, 6-2  |
| 3/07/94                          | Lubbock, Texas | W, 9-2  |
| 3/09/94                          | Lubbock, Texas | L, 3-6  |



ALL-TIME RESULTS - BY CONFERENCE

Table with columns: Conference Name, 1st Meeting, Last Meeting, W-L-T. Rows include BIG 12, American Athletic, Atlantic 10, Atlantic Coast, Atlantic Sun, Big East, Big South, Big Ten, Big Sky, Big West, Conference USA, Great West, Horizon, Ivy.

Table with columns: Conference Name, 1st Meeting, Last Meeting, W-L-T. Rows include American Athletic, Big East, Big South, Big Ten, Big Sky, Big West, Conference USA, Great West, Horizon, Ivy.

Table with columns: Conference Name, 1st Meeting, Last Meeting, W-L-T. Rows include Atlantic 10, Atlantic Coast, Atlantic Sun, Big East, Big South, Big Ten, Big Sky, Big West, Conference USA, Great West, Horizon, Ivy.

Table with columns: Conference Name, 1st Meeting, Last Meeting, W-L-T. Rows include Atlantic 10, Atlantic Coast, Atlantic Sun, Big East, Big South, Big Ten, Big Sky, Big West, Conference USA, Great West, Horizon, Ivy.

Table with columns: Conference Name, 1st Meeting, Last Meeting, W-L-T. Rows include Atlantic 10, Atlantic Coast, Atlantic Sun, Big East, Big South, Big Ten, Big Sky, Big West, Conference USA, Great West, Horizon, Ivy.

Table with columns: Conference Name, 1st Meeting, Last Meeting, W-L-T. Rows include Big East, Big South, Big Ten, Big Sky, Big West, Conference USA, Great West, Horizon, Ivy.

Table with columns: Conference Name, 1st Meeting, Last Meeting, W-L-T. Rows include Big South, Big Ten, Big Sky, Big West, Conference USA, Great West, Horizon, Ivy.

Table with columns: Conference Name, 1st Meeting, Last Meeting, W-L-T. Rows include Big Ten, Big Sky, Big West, Conference USA, Great West, Horizon, Ivy.

Table with columns: Conference Name, 1st Meeting, Last Meeting, W-L-T. Rows include Big Sky, Big West, Conference USA, Great West, Horizon, Ivy.

Table with columns: Conference Name, 1st Meeting, Last Meeting, W-L-T. Rows include Big West, Conference USA, Great West, Horizon, Ivy.

Table with columns: Conference Name, 1st Meeting, Last Meeting, W-L-T. Rows include Conference USA, Great West, Horizon, Ivy.

Table with columns: Conference Name, 1st Meeting, Last Meeting, W-L-T. Rows include Great West, Horizon, Ivy.

Table with columns: Conference Name, 1st Meeting, Last Meeting, W-L-T. Rows include Horizon, Ivy.

Table with columns: Conference Name, 1st Meeting, Last Meeting, W-L-T. Rows include Ivy.

Table with columns: Conference Name, Year, W-L-T. Rows include Mid-American, Mid-Eastern Athletic, Missouri Valley.

Table with columns: Conference Name, Year, W-L-T. Rows include Mid-Eastern Athletic, Missouri Valley.

Table with columns: Conference Name, Year, W-L-T. Rows include Missouri Valley, Mountain West, Ohio Valley, Pac-10, Patriot, Southeastern, Southern, Southland.

Table with columns: Conference Name, Year, W-L-T. Rows include Mountain West, Ohio Valley, Pac-10, Patriot, Southeastern, Southern, Southland.

Table with columns: Conference Name, Year, W-L-T. Rows include Ohio Valley, Pac-10, Patriot, Southeastern, Southern, Southland.

Table with columns: Conference Name, Year, W-L-T. Rows include Pac-10, Patriot, Southeastern, Southern, Southland.

Table with columns: Conference Name, Year, W-L-T. Rows include Patriot, Southeastern, Southern, Southland.

Table with columns: Conference Name, Year, W-L-T. Rows include Southeastern, Southern, Southland.

Table with columns: Conference Name, Year, W-L-T. Rows include Southern, Southland.

Table with columns: Conference Name, Year, W-L-T. Rows include Southland, Sun Belt, The Summit.

Table with columns: Conference Name, Year, W-L-T. Rows include Southland, Sun Belt, The Summit.

Table with columns: Conference Name, Year, W-L-T. Rows include Sun Belt, The Summit.

Table with columns: Conference Name, Year, W-L-T. Rows include The Summit.

Table with columns: Conference Name, Year, W-L-T. Rows include West Coast, Western Athletic.

Table with columns: Conference Name, Year, W-L-T. Rows include Western Athletic.

Table with columns: Conference Name, Year, W-L-T. Rows include Others.

Table with columns: Conference Name, Year, W-L-T. Rows include Others.

Table with columns: Conference Name, Year, W-L-T. Rows include Others.

bold indicates 2014 opponent







# RECORD BOOK




ALL-TIME HEAD COACHES



**E.Y. Freeland**  
1926-1927



**R.G. Higginbotham**  
1928-1929




**Beattie Feathers**  
1954-1960



**Berl Huffman**  
1961-1967



**Kal Segrist**  
1968-1983



**Gary Ashby**  
1984-1986



**Larry Hays**  
1987-2008



**Dan Spencer**  
2009-2012



**Tim Tadlock**  
2013-Present

YEAR-BY-YEAR RECORDS

| Year          | Coach        | Overall            | Conf.            | Finish |
|---------------|--------------|--------------------|------------------|--------|
| 1926          | Freeland     | 11-2-1             | N/A              | N/A    |
| 1927          | Freeland     | 4-9-1              | N/A              | N/A    |
| 1928          | Higginbotham | 8-6                | N/A              | N/A    |
| 1929          | Higginbotham | 2-11               | N/A              | N/A    |
| 1954          | Feathers     | 1-7-1              | N/A              | N/A    |
| 1955          | Feathers     | 3-17               | N/A              | N/A    |
| 1956          | Feathers     | 8-7                | N/A              | N/A    |
| 1957          | Feathers     | 7-4                | N/A              | N/A    |
| 1958          | Feathers     | 6-9                | N/A              | N/A    |
| 1959          | Feathers     | 7-6                | N/A              | N/A    |
| 1960          | Feathers     | 8-7                | N/A              | N/A    |
| 1961          | Huffman      | 13-5               | N/A              | N/A    |
| 1962          | Huffman      | 15-11              | N/A              | N/A    |
| 1963          | Huffman      | 12-10              | N/A              | N/A    |
| 1964          | Huffman      | 9-16               | N/A              | N/A    |
| 1965          | Huffman      | 7-16               | N/A              | N/A    |
| 1966          | Huffman      | 10-13              | N/A              | N/A    |
| 1967          | Huffman      | 14-16              | N/A              | N/A    |
| 1968          | * Segrist    | 9-20               | 2-15             | 7th    |
| 1969          | * Segrist    | 13-13              | 9-6              | 3rd    |
| 1970          | * Segrist    | 12-16-1            | 5-10             | 5th    |
| 1971          | * Segrist    | 26-14              | 11-7             | 3rd    |
| 1972          | * Segrist    | 23-19              | 6-12             | T-6th  |
| 1973          | * Segrist    | 12-16              | 6-10             | T-6th  |
| 1974          | * Segrist    | 11-21              | 9-15             | T-7th  |
| 1975          | * Segrist    | 22-23              | 9-15             | 6th    |
| 1976          | * Segrist    | 32-21              | 10-11            | 6th    |
| 1977          | * Segrist    | 25-24              | 12-12            | 5th    |
| 1978          | * Segrist    | 23-25              | 8-16             | 6th    |
| 1979          | * Segrist    | 16-23              | 9-15             | 6th    |
| 1980          | * Segrist    | 28-23-1            | 14-10            | 4th    |
| 1981          | * Segrist    | 26-21              | 8-13             | 7th    |
| 1982          | * Segrist    | 21-22              | 9-12             | 5th    |
| 1983          | * Segrist    | 18-23              | 8-13             | T-6th  |
| 1984          | * Ashby      | 33-22              | 9-12             | T-5th  |
| 1985          | * Ashby      | 18-33              | 2-19             | 8th    |
| 1986          | * Ashby      | 34-25              | 7-14             | 6th    |
| 1987          | * Hays       | 21-28              | 7-14             | 6th    |
| 1988          | * Hays       | 34-25-1            | 7-14             | 6th    |
| 1989          | * Hays       | 32-22              | 9-12             | T-4th  |
| 1990          | * Hays       | 31-29              | 5-16             | 7th    |
| 1991          | * Hays       | 42-18              | 9-12             | 7th    |
| 1992          | * Hays       | 29-25              | 15-19            | 4th    |
| 1993          | * Hays       | 43-15              | 11-7             | T-2nd  |
| 1994          | * Hays       | 40-17              | 12-6             | T-2nd  |
| 1995          | * Hays       | 51-14              | 16-8             | 1st    |
| 1996          | * Hays       | 49-15              | 15-9             | 2nd    |
| 1997          | ^ Hays       | 46-14              | 23-7             | 1st    |
| 1998          | ^ Hays       | 44-20              | 18-11            | 3rd    |
| 1999          | ^ Hays       | 42-17              | 18-8             | 3rd    |
| 2000          | ^ Hays       | 36-26              | 18-12            | 5th    |
| 2001          | ^ Hays       | 43-20-1            | 19-10-1          | 2nd    |
| 2002          | ^ Hays       | 42-20              | 16-11            | 2nd    |
| 2003          | ^ Hays       | 30-25              | 8-18             | 9th    |
| 2004          | ^ Hays       | 40-21              | 17-9             | 3rd    |
| 2005          | ^ Hays       | 34-25              | 9-16             | 8th    |
| 2006          | ^ Hays       | 31-26-1            | 9-16-1           | 8th    |
| 2007          | ^ Hays       | 28-27              | 8-18             | 10th   |
| 2008          | ^ Hays       | 25-30              | 9-18             | T-9th  |
| 2009          | ^ Spencer    | 25-32              | 12-15            | 7th    |
| 2010          | ^ Spencer    | 28-29              | 13-14            | 5th    |
| 2011          | ^ Spencer    | 33-25              | 12-15            | 7th    |
| 2012          | ^ Spencer    | 29-26              | 7-17             | T-8th  |
| 2013          | ^ Tadlock    | 26-30              | 9-15             | 8th    |
| <b>Totals</b> |              | <b>1501-1197-8</b> | <b>484-584-2</b> |        |

\* Southwest Conference (1968-1996)  
^ Big 12 Conference (1997-Present)

All-Time SWC Record: 259-354  
All-Time Big 12 Record: 225-230-2

Southwest Conference Regular Season Champions  
- 1995

Southwest Conference Tournament Champions  
- 1995

Big 12 Conference Regular Season Champions  
- 1997

Big 12 Conference Tournament Champions  
- 1998

NCAA Tournament Regional Berth  
- 1995, 1996, 1997, 1998, 1999, 2000, 2001, 2002, 2004


HEAD COACHING RECORDS

| Head Coach        | Tenure (Yrs)      | Overall            | Conference       |
|-------------------|-------------------|--------------------|------------------|
| E.Y. Freeland     | 1926-27 (2)       | 15-11-2            | N/A              |
| R.G. Higginbotham | 1928-29 (2)       | 10-17              | N/A              |
| Beattie Feathers  | 1954-60 (7)       | 40-57-1            | N/A              |
| Berl Huffman      | 1961-67 (7)       | 80-87              | N/A              |
| Kal Segrist       | 1968-83 (16)      | 317-324-2          | 135-192          |
| Gary Ashby        | 1984-86 (3)       | 85-80              | 18-45            |
| Larry Hays        | 1987-2008 (22)    | 813-479-3          | 278-271-2        |
| Dan Spencer       | 2009-2012 (4)     | 115-112            | 44-61            |
| Tim Tadlock       | 2013-Present (1)  | 26-30              | 9-15             |
| <b>Overall</b>    | <b>64 Seasons</b> | <b>1501-1197-8</b> | <b>484-584-2</b> |

ALL-TIME ASSISTANT COACHES

|                   |                      |
|-------------------|----------------------|
| Acosta, Oscar     | 1985                 |
| Anderson, Frank   | 1991-1999            |
| Ashby, Gary       | 1982-1983            |
| Bard, Mike        | 1992-1995            |
| Beene, Andy       | 1987                 |
| Bell, John "Buzz" | 1975-1977            |
| Bratcher, Bill    | 1982                 |
| Brewer, Ryan      | 2001-2002            |
| Brown, Lance      | 2005-2007            |
| Cooley, Jamie     | 1996                 |
| Dawson, Andy      | 1983                 |
| Dean, Bill        | 1962                 |
| DeLoach, Rusty    | 1986                 |
| Evans, Greg       | 1993-95, 1998-2003   |
| Ferullo, Carmen   | 1990                 |
| Gardner, Matt     | 2014-Present         |
| Gregg, Brody      | 1995                 |
| Gustafson, Ed     | 2009-2010            |
| Harris, John      | 1987-1990            |
| Hays, Daren       | 1990-1991, 1999-2007 |
| Hayward, Ray      | 2013-Present         |
| Horner, Jim       | 2011-2012            |
| Jarvis, Andy      | 2008-2012            |
| Johnson, Marshall | 1961                 |
| Keller, James     | 1978                 |
| Ketera, John      | 1986                 |
| Lamb, Marty       | 1996-1998            |
| Lindell, Rick     | 1980-1981            |
| McPherson, Thomas | 1982                 |
| Nance, Bill       | 1955                 |
| Parker, Earl      | 1959                 |
| Payne, Steve      | 1992-1993            |
| Petrie, Trent     | 2008-2011            |
| Raley, Russell    | 2013                 |
| Reaves, Joe       | 1960                 |
| Roberts, Brian    | 1990                 |
| Robinson, Charles | 1961-1962            |
| Segrist, Kal      | 1965, 1987-1988      |
| Shankle, Jimmy    | 1979                 |
| Sherrard, Bobby   | 2005-2007            |
| Smith, Britt      | 2000-2001            |
| Smith, Matt       | 1994                 |
| Spencer, Dan      | 2008                 |
| Tadlock, Tim      | 2012                 |
| Thomas, J-Bob     | 2013-Present         |
| Walden, Travis    | 2004-2005            |
| Wallace, Brooks   | 1984-1985            |
| Watkins, Danny    | 1984-1986            |
| White, Marvin     | 1988-1989            |
| Wilson, Brian     | 1997                 |

GARY ASHBY



LARRY HAYS



DAN SPENCER



TIM TADLOCK





YEAR-BY-YEAR HOME/ROAD/NEUTRAL RECORDS

HOME GAMES

Table with 2 columns: Year, Record. Rows from 1926 to 2013, plus an Overall total of 975-465-5 (.677).

ROAD GAMES

Table with 2 columns: Year, Record. Rows from 1926 to 2013, plus an Overall total of 419-646-3 (.393).

NEUTRAL SITE GAMES

Table with 2 columns: Year, Record. Rows from 1926 to 2013, plus an Overall total of 107-86 (.554).

MILESTONE VICTORIES

Table with 4 columns: Win, Opponent, Score, Date. Lists milestones from 1st win to 900th win.

MILESTONE VICTORIES

Table with 4 columns: Win, Opponent, Score, Date. Lists milestones from 1st win to 400th win.

MILESTONE VICTORIES

Table with 4 columns: Win, Opponent, Score, Date. Lists milestones from 1st win to 100th win.





FIRST TEAM ALL-AMERICANS



Doug Ault 1972 Ryan Nye 1994 Jason Totman 1995 Clint Bryant 1995, 1996 Matt Kastelic 1996 Jason Gooding 1997 Keith Ginter 1997 Joe Dillon 1997 Shane Wright 1998 Josh Bard 1998, 1999 Josh Brady 2004

ALL-AMERICANS - FRESHMAN ALL-AMERICANS - ACADEMIC ALL-AMERICANS

**AMERICAN ASSOCIATION OF COLLEGE BASEBALL COACHES**  
 Jerry Haggard (Second Team) 1969

**ABCA ALL-AMERICA**  
 Doug Ault (First Team) 1972  
 Barry Hoffpauir (Second Team) 1972  
 Ruben Garcia (Third Team) 1972  
 Ron Mattson (Second Team) 1976  
 Gary Ashby (Second Team) 1977  
 Bobby Kohler (Second Team) 1980  
 Bobby Kohler (Second Team) 1982  
 Jimmy Zachry (Second Team) 1983  
 John Grimes (Second Team) 1984  
 Ryan Nye (First Team) 1994  
 Jason Totman (First Team) 1995  
 Clint Bryant (First Team) 1996  
 Keith Ginter (First Team) 1997  
 Jason Gooding (First Team) 1997  
 Joe Dillon (Second Team) 1997  
 Shane Wright (First Team) 1998  
 Josh Bard (First Team) 1998  
 Keith Ginter (Third Team) 1998  
 Josh Bard (First Team) 1999  
 Josh Brady (First Team) 2004  
 Cameron Blair (Third Team) 2004

**COLLEGIATE BASEBALL ALL-AMERICA**  
 Mark Brandenburg (Third Team) 1991  
 Clint Bryant (First Team) 1995  
 Jason Totman (First Team) 1995  
 Matt Kastelic (First Team) 1996  
 Clint Bryant (Second Team) 1996  
 Matt Miller (Third Team) 1996  
 Jason Gooding (First Team) 1997  
 Keith Ginter (First Team) 1997  
 Joe Dillon (Second Team) 1997  
 Shane Wright (First Team) 1998  
 Josh Bard (Third Team) 1998  
 Keith Ginter (Third Team) 1998  
 Josh Bard (Third Team) 1999  
 Cameron Blair (Third Team) 2004  
 Cameron Blair (Third Team) 2005

**NCBWA ALL-AMERICA**  
 Saul Bustos (Second Team) 1993  
 Travis Driskill (Second Team) 1993  
 Mike Kinney (Third Team) 1993  
 Ryan Nye (First Team) 1994  
 Clint Bryant (Honorable Mention) 1994  
 Saul Bustos (Honorable Mention) 1994  
 Brandon Welch (Honorable Mention) 1994  
 Clint Bryant (First Team) 1995  
 Jason Totman (First Team) 1995  
 Randy DuRoss (Third Team) 1995  
 Matt Miller (Honorable Mention) 1995  
 Dion Ruecker (Honorable Mention) 1995  
 Clint Bryant (First Team) 1996  
 Dion Ruecker (Second Team) 1996  
 Matt Kastelic (Second Team) 1996  
 Matt Miller (Third Team) 1996  
 David Lindstrom (Third Team) 1996  
 Joe Dillon (First Team) 1997  
 Keith Ginter (First Team) 1997  
 Jason Gooding (First Team) 1997  
 Josh Bard (Third Team) 1997  
 Shane Wright (First Team) 1998  
 Josh Bard (Second Team) 1998  
 Keith Ginter (Third Team) 1998  
 Josh Bard (First Team) 1999  
 Shane Wright (Second Team) 1999  
 Cameron Blair (Second Team) 2004

Cameron Blair (Third Team) 2005  
 John Neely (First Team) 2011  
 Jamodrick McGruder (Third Team) 2012

**BASEBALL AMERICA ALL-AMERICA**  
 Ryan Nye (Second Team) 1994  
 Clint Bryant (First Team) 1995  
 Matt Kastelic (First Team) 1996  
 Jason Gooding (Second Team) 1997  
 Joe Dillon (Second Team) 1997  
 Keith Ginter (Second Team) 1997  
 Shane Wright (Third Team) 1998  
 Josh Bard (Third Team) 1998  
 Josh Bard (First Team) 1999  
 Josh Brady (Second Team) 2004  
 Jamodrick McGruder (Second Team) 2012

**USA TODAY/BASEBALL WEEKLY ALL-AMERICA**  
 Ryan Nye (First Team) 1994  
 Shane Wright (Second Team) 1998  
 Josh Brady (Second Team) 2004  
 Cameron Blair (Second Team) 2005

**THE SPORTING NEWS ALL-AMERICA**  
 Keith Ginter (First Team) 1997  
 Jason Gooding (First Team) 1997  
 Joe Dillon (First Team) 1997  
 Shane Wright (Second Team) 1998

**COLLEGEBASEBALLINSIDER.COM ALL-AMERICA**  
 John Neely (Honorable Mention) 2011  
 Jamodrick McGruder (Second Team) 2012

**COLLEGIATE BASEBALL FRESHMAN ALL-AMERICA**  
 Josh Bard (First Team) 1997  
 Brennan Burns (Honorable Mention) 1998  
 Roger Kieschnick (First Team) 2006  
 Miles Morgan (First Team) 2006  
 Barrett Barnes 2010  
 Jamodrick McGruder 2010  
 David Paiz 2011  
 Eric Gutierrez 2013  
 Jarrard Poteete 2013

**BASEBALL AMERICA FRESHMAN ALL-AMERICA**  
 Mike Humphreys (Second Team) 1986  
 Josh Bard (First Team) 1997  
 Barrett Barnes (First Team) 2010

**NCBWA FRESHMAN ALL-AMERICA**  
 Barrett Barnes (First Team) 2010

**PING! FRESHMAN ALL-AMERICA**  
 Barrett Barnes (First Team) 2010

**ACADEMIC ALL-AMERICA**  
 Bobby Lewis 1973  
 Gene Segrist 1981  
 Gene Segrist 1983  
 Clint Bryant 1995  
 Clint Bryant 1996  
 Clint Bryant (Player of the Year) 1996  
 Jimmy Frush 1996  
 Matt Miller 1996  
 Jimmy Frush 1997  
 Brandon Buckley 1998  
 Steve Rowe 2002



CLINT BRYANT was a two-time NCBWA National Player of the Year Award Finalist and earned All-America honors in 1994, 1995 and 1996. He was a career .371 hitter with 240 games played, 73 doubles, 44 home runs and 271 RBI



JOSH BARD was a three-time All-American, including earning first team All-American by three publications as a junior in 1999. Bard was drafted in the third round in 1999 by the Colorado Rockies. He helped lead Tech to a pair of Big 12 titles.







TEXAS TECH ALL-AMERICANS



**Jerry Haggard**  
1969



**Barry Hoffpauir**  
1972



**Ruben Garcia**  
1972



**Doug Ault**  
1972



**Ron Mattson**  
1976



**Gary Ashby**  
1977



**Bobby Kohler**  
1980, 1982



**Jimmy Zachry**  
1983




**John Grimes**  
1984



**Mark Brandenburg**  
1991



**Travis Driskill**  
1993



**Saul Bustos**  
1993, 1994



**Mike Kinney**  
1993



**Ryan Nye**  
1994



**Brandon Welch**  
1994, 1995



**Jason Totman**  
1995



**Randy DuRoss**  
1995



**Dion Ruecker**  
1995



**Matt Miller**  
1995, 1996



**Matt Kastelic**  
1996



**Clint Bryant**  
1994, 1995, 1996



**David Lindstrom**  
1996



**Jason Gooding**  
1997



**Joe Dillon**  
1997



**Keith Ginter**  
1997, 1998



**Josh Bard**  
1997, 1998, 1999



**Shane Wright**  
1998, 1999



**Josh Brady**  
2004



**Cameron Blair**  
2004, 2005



**John Neely**  
2011



**Jamodrick McGruder**  
2012





**NATIONAL AWARDS/HONORS**

**NCBWA PLAYER OF THE YEAR AWARD FINALIST**

|              |      |
|--------------|------|
| Clint Bryant | 1995 |
| Clint Bryant | 1996 |

**NCBWA PLAYER OF THE YEAR AWARD SEMI-FINALIST**

|              |      |
|--------------|------|
| Clint Bryant | 1995 |
| Clint Bryant | 1996 |
| Joe Dillon   | 1997 |
| Josh Bard    | 1998 |
| Shane Wright | 1998 |
| Josh Bard    | 1999 |

**ABCA ALL-REGION**

|                        |      |
|------------------------|------|
| Ruben Garcia, P        | 1972 |
| Doug Ault, 1B          | 1972 |
| Barry Hoffpauir, SS    | 1972 |
| Gary Ashby, 1B         | 1976 |
| Ron Mattson, SS        | 1976 |
| Gary Ashby, 1B         | 1977 |
| Paul Johnson, OF       | 1977 |
| Gary Simms, DH         | 1977 |
| Larry Selby, OF        | 1978 |
| Lary Selby, OF         | 1979 |
| Bobby Kohler, OF       | 1979 |
| Larry Selby, OF        | 1980 |
| Brooks Wallace, SS     | 1980 |
| Bobby Kohler, OF       | 1981 |
| Bobby Kohler, OF       | 1982 |
| Jimmy Zachry, 3B       | 1983 |
| Gene Segrist, 1B       | 1983 |
| John Grimes, C         | 1984 |
| Mike Humphreys, OF     | 1987 |
| Mike Humphreys, OF     | 1988 |
| Donald Harris, OF      | 1989 |
| Mark Brandenburg, P    | 1991 |
| Mark Brandenburg, P    | 1992 |
| Travis Driskill, P     | 1993 |
| Saul Bustos, 3B, SS    | 1993 |
| Saul Bustos, 3B, SS    | 1994 |
| Ryan Nye, P            | 1994 |
| Jason Totman, 2B       | 1994 |
| Brandon Welch, DH      | 1994 |
| Jason Totman, 2B       | 1995 |
| Randy DuRoss, 1B       | 1995 |
| David Lindstrom, C     | 1995 |
| Clint Bryant, 3B       | 1995 |
| Clint Bryant, 3B       | 1996 |
| Matt Kastelic, OF      | 1996 |
| David Lindstrom, C     | 1996 |
| Jimmy Frush, P         | 1996 |
| Matt Miller, P         | 1996 |
| Stubby Clapp, 2B       | 1996 |
| Dion Ruecker, SS       | 1996 |
| Jason Gooding, P       | 1997 |
| Joe Dillon, 1B         | 1997 |
| Keith Ginter, 2B       | 1997 |
| Shane Wright, P        | 1997 |
| Josh Bard, C           | 1998 |
| Keith Ginter, 2B       | 1998 |
| Shane Wright, P        | 1998 |
| Josh Bard, C           | 1999 |
| Brad Ralston, P        | 1999 |
| Nick Blankenship, 3B   | 2001 |
| Brandon Roberson, P    | 2001 |
| Steve Rowe, P          | 2002 |
| Gera Alaverz, SS       | 2002 |
| Josh Brady, OF         | 2004 |
| Cameron Blair, SS      | 2004 |
| Roger Kieschnick, OF   | 2007 |
| Roger Kieschnick, OF   | 2008 |
| Chris Richburg, 1B     | 2009 |
| Jamodrick McGruder, 2B | 2012 |
| Barrett Barnes, CF     | 2012 |

**ABCA RAWLINGS DIVISION I GOLD GLOVE AWARD**

|                             |      |
|-----------------------------|------|
| Kelby Tomlinson (Shortstop) | 2011 |
|-----------------------------|------|

**DICK HOWSER TROPHY - SEMIFINALIST**

|                                  |      |
|----------------------------------|------|
| Jamodrick McGruder (Second Base) | 2012 |
| Josh Brady (First Base)          | 2004 |

**COLLEGIATE BASEBALL PLAYER OF THE WEEK**

|              |                   |
|--------------|-------------------|
| Joe Dillon   | April 7, 1997     |
| Monty Ward   | March 16, 1998    |
| Jon Weber    | February 1, 1999  |
| Josh Brady   | February 10, 2004 |
| Miles Morgan | March 21, 2006    |
| Bobby Doran  | May 3, 2010       |

**USA BASEBALL TEAM MEMBERS**

|                         |      |
|-------------------------|------|
| Josh Bard, C            | 1997 |
| Larry Hays, Asst. Coach | 1997 |
| Monty Ward, P           | 1997 |
| Josh Bard, C            | 1998 |
| Shane Wright, P         | 1998 |
| Roger Kieschnick, OF    | 2006 |
| Roger Kieschnick, OF    | 2007 |
| Chad Bettis, RHP        | 2009 |

**USA BASEBALL INVITEES**

|                      |      |
|----------------------|------|
| Josh Bard, C         | 1997 |
| Monty Ward, RHP      | 1997 |
| Josh Bard, C         | 1998 |
| Miles Durham, OF     | 1998 |
| Shane Wright, RHP    | 1998 |
| Roger Kieschnick, OF | 2006 |
| Roger Kieschnick, OF | 2007 |
| Chad Bettis, RHP     | 2009 |

**OLYMPIC TRIALS INVITEES**

|                  |      |
|------------------|------|
| Matt Miller, P   | 1993 |
| Matt Miller, P   | 1994 |
| Matt Miller, P   | 1995 |
| Clint Bryant, 3B | 1995 |
| Matt Miller, P   | 1996 |
| Clint Bryant, 3B | 1996 |

**GOLDEN SPIKES AWARD LIST**

|                   |      |
|-------------------|------|
| Clint Bryant, 3B  | 1995 |
| Joe Dillon, 1B    | 1997 |
| Josh Bard, C      | 1998 |
| Shane Wright, RHP | 1998 |
| Chad Bettis, RHP  | 2010 |
| Trey Masek, RHP   | 2013 |

**GOLDEN SPIKES AWARD FINALIST**

|                  |      |
|------------------|------|
| Clint Bryant, 3B | 1995 |
| Joe Dillon, 1B   | 1997 |



**SHANE WRIGHT** was a two-time All-American and spent the summer of 1998 playing on Team USA. Wright holds all-time Texas Tech career records in wins (34), innings pitched (368.2), complete games (24) and games started (47).



**KELBY TOMLINSON** became the first Big 12 Conference player to win the ABCA Rawlings Gold Glove Award (SS). He played one season at Tech (2011) before being drafted by the San Francisco Giants in the 12th round.





BIG 12 ALL-CONFERENCE AWARDS

ALL BIG 12 CONFERENCE

First Team

Table listing First Team members including Joe Dillon (1B), Keith Ginter (2B), Jason Gooding (SP), Shane Wright (SP), Josh Bard (C), Keith Ginter (INF), Shane Wright (SP), Josh Bard (C), Brandon Roberson (RP), Nick Blankenship (3B), Brandon Roberson (SP), Austin Cranford (UTL), Steve Rowe (RP), Gera Alvarez (SS), Jon Slack (OF), Josh Brady (1B), Michael Mask (OF), Cameron Blair (SS), Cameron Blair (INF), Joey Callender (INF), Roger Kieschnick (OF), Chris Richburg (INF), Barrett Barnes (OF), David Paiz (UTL), Barrett Barnes (OF), Jamodrick McGruder (INF).

Second Team

Table listing Second Team members including Josh Bard (C), Monty Ward (SP), Kevin Jordan (INF), Jason Huth (INF), Ryan Ruiz (OF), Ryan Ruiz (OF), Shane Wright (SP), Gera Alvarez (SS), Chris Phillips (SP), Kerry Hodges (OF), Willie Durazo (C), Corey Gerstner (RP), Josh Haney (3B), Matt Smith (C), Roger Kieschnick (OF), Roger Kieschnick (OF), Willie Rueda (INF), Barrett Barnes (INF), Scott LeJeune (DH), Chad Bettis (RHP), Kelby Tomlinson (INF), John Neely (RP), Scott LeJeune (INF), Jake Barrios (INF).

Honorable Mention

Table listing Honorable Mention members including Brad Ralston (SP), Brandon Toro (OF), Monty Ward (SP), Jason Huth (3B), Lance Woodcock (SS), Jason Rainey (OF), Tony Arnerich (C), Blake McGinley (SP), Bryon Smith (1B), Scooter Jordan (OF), Dallas Braden (SP), Carey Avants (3B), Cody Fuller (OF), Cooper Fouts (C), Billy Carnline (SP), Tanner McElroy (SP), Willie Rueda (2B), Miles Morgan (SP), Kyle Martin (SS), Matt Smith (C), James Leverton (1B), Willie Rueda (2B), Taylor Ashby (OF), Chad Bettis (RP), Joe Kenworthy (INF), Scott LeJeune (DH), Bobby Doran (RHP), Joey Kenworthy (INF), Jamodrick McGruder (INF), Jeremy Mayo (C), Michael Reed (OF), Bo Altobelli (C).

Table listing All-Conference members including Jamodrick McGruder (INF), Reid Redman (INF), Bo Altobelli (C), Duke von Schamann (SP), Shane Broyles (RP), Trey Masek (SP), Jarrard Poteete (DH).

BIG 12 ALL-FRESHMAN TEAM

Table listing Big 12 All-Freshman Team members including Trey Masek (RHP), David Paiz (UTL), Tim Proudfoot (SS), Jarrard Poteete (DH).

BIG 12 COACH OF THE YEAR

Table listing Big 12 Coach of the Year: Larry Hays.

BIG 12 PLAYER OF THE YEAR

Table listing Big 12 Player of the Year: Joe Dillon (1B).

BIG 12 FRESHMAN OF THE YEAR

Table listing Big 12 Freshman of the Year including Josh Bard (C), Roger Kieschnick (Player - OF), Miles Morgan (Pitcher - SP), Barrett Barnes (1B).

BIG 12 NEWCOMER OF THE YEAR

Table listing Big 12 Newcomer of the Year: Keith Ginter (2B).

BIG 12 TOURNAMENT MOST VALUABLE PLAYER

Table listing Big 12 Tournament Most Valuable Player: Josh Bard (C).

ALL-BIG 12 TOURNAMENT TEAM

Table listing All-Big 12 Tournament Team members including Joe Dillon (1B), Jason Landreth (DH), Jason Gooding (P), Brandon Toro (OF), Josh Bard (C - MVP), Keith Ginter (2B), Jason Landreth (OF), Brennan Burns (DH), Shane Wright (P), Josh Bard (C), Jake Brown (3B), Patrick Smart (1B), Barrett Barnes (1B), Chad Bettis (P).

ACADEMIC ALL-BIG 12

First Team

Table listing Academic All-Big 12 First Team members including Jimmy Frush (Sr.), Brandon Buckley (So.), Steve Richardson (Fr.), Brandon Buckley (Jr.), Brad Ralston (Jr.), Monty Ward (Jr.), J.J. Newman (Sr.), Brent Fossum (So.), Steve Rowe (Sr.), Cody Fuller (Sr.), Patrick Smart (Sr.), Roger Kieschnick (So.), Jason Seefeld (Jr.), Chris Ortmeier (Sr.), Roger Kieschnick (Jr.), Brian Cloud (Jr.), Jason Seefeld (Sr.), Taylor Ashby (Jr.), Brian Cloud (Sr.), Miles Morgan (Sr.), Chris Richburg (Sr.), Justin Cooper (Jr.), Bobby Doran (Jr.), Bonham Hough (Sr.), Scott LeJeune (So.), Zach Fowler (Jr.), Nick Hanslik (So.), Reid Redman (Jr.), Bo Altobelli (Jr.), Scott LeJeune (Jr.), Jordan Lopez (Fr.), David Paiz (So.), Reid Redman (Sr.), Rusty Shellhorn (Jr.), Brennan Stewart (Sr.), Bryant Burleson (So.), Trey Masek (Jr.).

Second Team

Table listing Second Team members including Carter Ayers (Jr.), Brent Huddleston (Jr.), Brad Ralston (So.), Joe Smith (Fr.), Kirk Ulrich (Jr.), Monty Ward (So.), Josh Bard (Jr.), Jason Huth (Sr.), Brad Ralston (Sr.), Travis McElroy (Sr.), Matt Harbin (Sr.), Tanner McElroy (Sr.), Trey Stewart (Sr.), Drew Evans (So.), Brian Cloud (Jr.), Sam Janca (So.), A.J. Ramos (Jr.), Robbie Kilcrease (So.), Cory Large (Sr.), A.J. Ramos (Sr.), Taylor Ashby (Sr.), Scott Erzinger (Fr.), Nick Popescu (Jr.), Kevin Whitehead (So.), Barrett Barnes (So.), Brennan Stewart (Jr.), Barrett Barnes (Jr.), Trey Masek (So.), Jerad McCrummen (Jr.), Jamen Parten (Jr.), Jerad McCrummen (Sr.), Tim Proudfoot (So.).

BIG 12 PLAYER OF THE WEEK

Table listing Big 12 Player of the Week winners including Josh Bard (Fr./C), Joe Dillon (Sr./1B), Josh Bard (So./C), Josh Bard (So./C), Jon Weber (Jr./OF), Chaz Eiguren (Sr./DH), Austin Cranford (Jr./DH), Scooter Jordan (Jr./OF), Christian Colonel (Jr./1B), Josh Brady (Jr./1B), Michael Mask (Jr./OF), Madison Edwards (Jr./OF), Josh Brady (Jr./1B), Cameron Blair (Jr./SS), Cameron Blair (Sr./SS), Cameron Blair (Sr./SS), Roger Kieschnick (Fr./OF), Doug Thennis (Jr./OF), Roger Kieschnick (Jr./OF), Doug Thennis (Sr./1B), Roger Kieschnick (Jr./OF), Barrett Barnes (Fr./1B), Stephen Hagen (Jr./1B), Jamodrick McGruder (So./2B), Stephen Hagen (Jr./1B).

BIG 12 PITCHER OF THE WEEK

Table listing Big 12 Pitcher of the Week winners including Jason Gooding (Jr./LHP), Shane Wright (So./RHP), Shane Wright (Jr./RHP), Shane Wright (Sr./RHP), Kevin Tracey (Jr./RHP), Chris Phillips (Jr./RHP), Brandon Roberson (Sr./RHP), Chris Phillips (Sr./RHP), Dusty Buck (Jr./RHP), Jeff Karstens (Jr./RHP), Corey Gerstner (Sr./RHP), Brian Wyatt (Jr./RHP), Miles Morgan (Fr./RHP), Aaron Odom (Jr./LHP), Colt Hynes (Sr./LHP), Chad Bettis (So./RHP), Chad Bettis (Jr./RHP), Duke von Schamann (So./RHP), Trey Masek (Jr./RHP).

BIG 12 NEWCOMER OF THE WEEK

Table listing Big 12 Newcomer of the Week winners including Kelby Tomlinson (Jr./SS), Andre Wheeler (Fr./OF), Duke von Schamann (Fr./RHP), Devon Conley (Jr./OF), Jonny Drozd (Jr./LHP), Jake Barrios (Jr./3B).



**SOUTHWEST ALL-CONFERENCE AWARDS**

**ALL-SOUTHWEST CONFERENCE**

**First Team**

|                   |      |
|-------------------|------|
| Jerry Haggard     | 1968 |
| Jerry Haggard     | 1969 |
| Jim Montgomery    | 1969 |
| John Owens        | 1971 |
| Ruben Garcia      | 1971 |
| Ruben Garcia      | 1972 |
| Doug Ault         | 1972 |
| Barry Hoffpauir   | 1972 |
| Ron Mattson       | 1975 |
| Ron Mattson       | 1976 |
| Gary Ashby        | 1976 |
| Gary Ashby        | 1977 |
| Bryan Cowen       | 1977 |
| Paul Johnston     | 1977 |
| Gary Simms        | 1977 |
| Larry Selby       | 1978 |
| Larry Selby       | 1979 |
| Brooks Wallace    | 1980 |
| Bobby Kohler      | 1980 |
| Steve Ibarguen    | 1980 |
| Kevin Rucker      | 1980 |
| Jimmy Zachry      | 1980 |
| Bobby Kohler      | 1981 |
| Rusty Laughlin    | 1981 |
| Pat Moore         | 1981 |
| Mark McDowell     | 1981 |
| David Carroll     | 1982 |
| Andy Dawson       | 1982 |
| John Grimes       | 1982 |
| Bobby Kohler      | 1982 |
| Jimmy Zachry      | 1982 |
| Jimmy Zachry      | 1983 |
| Gene Segrist      | 1983 |
| John Grimes       | 1984 |
| Todd Howey        | 1984 |
| Mark Michna       | 1984 |
| Kevin Lowery      | 1986 |
| Johnny Vidales    | 1986 |
| Mike Humphreys    | 1986 |
| Mike Humphreys    | 1987 |
| Mike Humphreys    | 1988 |
| Tommy Hernandez   | 1988 |
| Gilbert Arredondo | 1988 |
| Donald Harris     | 1989 |
| Jeff Beck         | 1989 |
| Tony Tijerina     | 1990 |
| Chris Moore       | 1990 |
| Mark Brandenburg  | 1991 |
| Wes Shook         | 1991 |
| Mark Brandenburg  | 1992 |
| Wes Shook         | 1992 |
| Randy DuRoss      | 1992 |
| Kent Blasingame   | 1992 |
| Travis Driskill   | 1993 |
| Travis Gage       | 1993 |
| Saul Bustos       | 1993 |
| Trey Forkerway    | 1993 |
| Mike Kinney       | 1993 |
| Clint Bryant      | 1993 |
| Ryan Nye          | 1994 |
| Jason Totman      | 1994 |
| Saul Bustos       | 1994 |
| Brandon Welch     | 1994 |
| Robin Harris      | 1994 |
| Clint Bryant      | 1995 |
| Jason Totman      | 1995 |
| Randy DuRoss      | 1995 |
| David Lindstrom   | 1995 |
| Jeff Peck         | 1995 |
| Jimmy Frush       | 1995 |
| Clint Bryant      | 1996 |
| David Lindstrom   | 1996 |
| Matt Kastelic     | 1996 |
| Jimmy Frush       | 1996 |
| Matt Miller       | 1996 |

**Second Team**

|               |      |
|---------------|------|
| Brandon Welch | 1995 |
| Travis Smith  | 1995 |
| Matt Miller   | 1995 |
| Dion Ruecker  | 1996 |
| Ryan Brewer   | 1996 |

**SWC Newcomer of the Year**

|             |      |
|-------------|------|
| Saul Bustos | 1993 |
| Ryan Nye    | 1994 |

**SWC Freshman of the Year**

|                |      |
|----------------|------|
| Todd Howey     | 1983 |
| Mike Humphreys | 1986 |
| Randy DuRoss   | 1992 |
| Clint Bryant   | 1993 |

**SWC Player of the Year**

|                  |      |
|------------------|------|
| John Grimes      | 1984 |
| Mark Brandenburg | 1991 |
| Clint Bryant     | 1995 |
| Clint Bryant     | 1996 |

**ALL-SWC TOURNAMENT TEAM**

|                    |      |
|--------------------|------|
| Kyle Fahrenthold   | 1980 |
| Trey Forkerway     | 1993 |
| Robin Harris       | 1994 |
| Brandon Welch      | 1994 |
| Travis Smith       | 1994 |
| Brody Gregg        | 1994 |
| Saul Bustos        | 1994 |
| Jason Totman (MVP) | 1995 |
| Clint Bryant       | 1995 |
| Travis Smith       | 1995 |
| Dion Ruecker       | 1995 |
| Matt Kastelic      | 1995 |
| Matt Kastelic      | 1996 |
| Clint Bryant       | 1996 |
| Dion Ruecker       | 1996 |

**SWC Tournament MVP**

|              |      |
|--------------|------|
| Jason Totman | 1995 |
|--------------|------|



## MAJOR LEAGUE BASEBALL DRAFT

### TOP OVERALL SELECTIONS (TOP 5 ROUND DRAFT PICKS)

- 1st Round (No. 5): Donald Harris, OF, Texas Rangers, 1989
- 2nd Round (No. 41): Matt Miller, LHP, Detroit Tigers, 1996
- Supp. 1st Round (No. 45): Barrett Barnes, OF, Pittsburgh Pirates, 2012
- 2nd Round (No. 57): Ryan Nye, RHP, Philadelphia Phillies, 1994
- 2nd Round (No. 76): Chad Bettis, RHP, Colorado Rockies, 2010
- 3rd Round (No. 82): Roger Kieschnick, OF, SF Giants, 2008
- 4th Round (No. 83): Pat McKean, LHP, Atlanta Braves, 1971
- 3rd Round (No. 84): Zach Stewart, RHP, Cincinnati Reds, 2008
- 4th Round (No. 89): Brandon Kolb, RHP, San Diego Padres, 1995
- 3rd Round (No. 100): Josh Bard, C, Colorado Rockies, 1999
- 4th Round (No. 107): Monty Ward, RHP, Kansas City Royals, 1998
- 4th Round (No. 111): Travis Driskill, RHP, Cleveland Indians, 1993
- 5th Round (No. 122): Eric Newman, RHP, San Diego Padres, 1994
- 4th Round (No. 123): Bobby Doran, RHP, Houston Astros, 2010
- 4th Round (No. 135): Tyler Reves, C/DH, Chicago White Sox, 2006
- 5th Round (No. 137): Christian Colonel, INF, Colorado Rockies, 2003
- 5th Round (No. 138): Trey Masek, RHP, Chicago Cubs, 2013
- 5th Round (No. 147): Jon Slack, OF, New York Mets, 2002
- 5th Round (No. 151): Jason Gooding, LHP, Kansas City Royals, 1997
- 5th Round (No. 163): Dustin Richardson, LHP, Boston Red Sox, 2006

### YEAR BY YEAR DRAFT PICKS/FREE AGENT SIGNINGS

#### 2013

- Trey Masek, RHP-Chicago Cubs (5th Round - No. 138)
- Andre Wheeler, LHP-Chicago White Sox (15th Round - No. 453)
- Jerad McCrummen, RHP-Colorado Rockies (23rd Round - No. 679)

#### 2012

- Barrett Barnes, CF-Pittsburgh Pirates (Supp. 1st Round - No. 45)
- Jamodrick McGruder, 2B-Seattle Mariners (9th Round - No. 281)
- Shane Broyles, RHP-Colorado Rockies (14th Round - No. 438)
- Duke von Schamann, RHP-Los Angeles Dodgers (15th Round - No. 476)
- Bo Altobelli, C-Minnesota Twins (21st Round - No. 640)
- Reid Redman, 3B-Tampa Bay Rays (23rd Round - No. 722)
- Daniel Coulombe, LHP-Los Angeles Dodgers (25th Round - No. 776)
- John Neely, RHP-Houston Astros (30th Round - No. 909)
- Rusty Shellhorn, LHP-Seattle Mariners (31st Round - No. 941)

#### 2011

- Kelby Tomlinson, SS-SF Giants (12th Round - No. 387)
- Nick Popescu, 3B-Atlanta Braves (33rd Round - No. 1,016)
- Zach Fowler, LHP-Baltimore Orioles (34th Round - No. 1,025)
- Reid Redman, 3B-Los Angeles Dodgers (37th Round - No. 1,415)
- Robbie Kilcrease, LHP-Pittsburgh Pirates (Free Agent)

#### 2010

- Chad Bettis, RHP-Colorado Rockies (2nd Round - No. 76)
- Bobby Doran, RHP-Houston Astros (4th Round - No. 123)
- Jay Johnson, LHP-Toronto Blue Jays (26th Round - No. 786)
- Jeremy Mayo, C-Washington Nationals (31st Round - No. 926)
- Brett Bruning, RHP-Chicago White Sox (42nd Round - No. 1,268)

#### 2009

- Nathan Karns, RHP-Washington Nationals (12th Round - No. 352)
- AJ Ramos, RHP-Florida Marlins (21st Round - No. 638)
- Chris Richburg, 1B-Cincinnati Reds (23rd Round - No. 689)
- Brian Cloud, RHP-Seattle Mariners (Free Agent)

#### 2008

- Roger Kieschnick, OF-SF Giants (3rd Round - No. 82)
- Zach Stewart, RHP-Cincinnati Reds (3rd Round - No. 84)
- James Leverton, LHP-Chicago Cubs (8th Round - No. 251)
- Doug Thenniss, OF-Chicago White Sox (27th Round - No. 810)
- Owen Broisma, RHP-Pittsburgh Pirates (48th Round - No. 1,425)

#### 2007

- Matt Smith, C-Oakland Athletics (14th Round - No. 450)
- Miles Morgan, RHP-Cleveland Indians (17th Round - No. 527)
- Kyle Martin, SS-Kansas City Royals (29th Round - No. 876)
- Colt Hynes, LHP-San Diego Padres (31st Round - No. 956)
- Aaron Odom, LHP-Baltimore Orioles (40th Round - No. 1,196)

#### 2006

- Tyler Reves, C/DH-Chicago White Sox (4th Round - No. 135)
- Dustin Richardson, LHP-Boston Red Sox (5th Round - No. 163)
- Josh Tomlin, RHP-Cleveland Indians (19th Round - No. 581)
- Joey Callender, INF-Tampa Bay Devil Rays (21st Round - No. 619)
- Aaron Odom, LHP-Oakland Athletics (25th Round - No. 758)
- Brian Capps, OF-Philadelphia Phillies (30th Round - No. 907)
- Jon Pleafka, RHP-Los Angeles Angels (47th Round - No. 1,414)

#### 2005

- Cameron Blair, INF-Pittsburgh Pirates (6th Round - No. 181)
- Billy Carline, RHP-Toronto Blue Jays (12th Round - No. 356)
- Brent Thomas, OF-Cleveland Indians (32nd Round - No. 964)
- Cody Fuller, OF-Los Angeles Angels (48th Round - No. 1,442)

#### 2004

- Josh Haney, INF-Kansas City Royals (11th Round - No. 325)
- Cameron Blair, INF-St. Louis Cardinals (18th Round - No. 540)
- Josh Brady, INF-Milwaukee Brewers (19th Round - No. 556)
- Jose Delgado, INF-St. Louis Cardinals (24th Round - No. 720)
- Dallas Braden, LHP-Oakland Athletics (24th Round - No. 727)
- Steven Thomas, RHP-Colorado Rockies (28th Round - No. 830)
- Michael Mask, OF-Texas Rangers (32nd Round - No. 951)

#### 2003

- Christian Colonel, INF-Colorado Rockies (5th Round - No. 137)
- Jeff Karstens, RHP-New York Yankees (19th Round - No. 574)

#### 2002

- Jon Slack, OF-New York Mets (5th Round - No. 147)
- Gera Alvarez, INF-Baltimore Orioles (16th Round - No. 466)
- Steve Rowe, RHP-Texas Rangers (Free Agent)

#### 2001

- Kerry Hodges, OF-Houston Astros (9th Round - No. 266)
- Blake McGinley, LHP-New York Mets (21st Round - No. 642)
- Jason Rainey, OF-Seattle Mariners (31st Round - No. 939)
- Tony Arnerich, C-Kansas City Royals (Free Agent)
- Brandon Roberson, RHP-Houston Astros (Free Agent)

#### 2000

- Miles Durham, OF-Detroit Tigers (5th Round - 138 overall)
- Marco Cunningham, OF-Kansas City Royals (27th Round - 794 overall)
- Trey Lunsford, C-SF Giants (33rd Round - 991 overall)

#### 1999

- Josh Bard, C-Colorado Rockies (3rd Round - No. 100)
- Chris Sampson, RHP-Houston Astros (8th Round - No. 263)
- Shane Wright, RHP-Pittsburgh Pirates (9th Round - No. 272)
- Brandon Roberson, RHP-Seattle Mariners (19th Round - No. 575)
- Jason Huth, INF-Cincinnati Reds (26th Round - No. 788)
- Brad Ralston, RHP-Milwaukee Brewers (27th Round - No. 814)

#### 1998

- Monty Ward, RHP-Kansas City Royals (4th Round - No. 107)
- Keith Ginter, 2B-Houston Astros (10th Round - No. 302)
- Kevin Jordan, 3B-Houston Astros (11th Round - No. 332)
- Steve Watkins, RHP-San Diego Padres (16th Round - No. 472)
- Duane Price, OF-Cincinnati Reds (20th Round - No. 590)
- Eric Cooper, RHP-Cincinnati Reds (24th Round - No. 710)
- Brandon Buckley, C-Houston Astros (29th Round - No. 872)
- Junior Rodriguez, SS-New York Yankees (Free Agent)
- Jesse Cornejo, LHP-Tampa Bay Devil Rays (Free Agent)

#### 1997

- Jason Gooding, LHP-Kansas City Royals (5th Round - No. 151)
- Joe Dillon, 1B-Kansas City Royals (7th Round - No. 211)
- Jimmy Frush, RHP-Philadelphia Phillies (19th Round - No. 566)

#### 1996

- Matt Miller, LHP-Detroit Tigers (2nd Round - No. 41)
- Clint Bryant, 3B-Colorado Rockies (7th Round - No. 206)
- Dion Ruecker, SS-Boston Red Sox (12th Round - No. 361)
- David Lindstrom, C-Detroit Tigers (21st Round - No. 611)
- Matt Kastelic, OF-Tampa Bay Devil Rays (24th Round - No. 724)
- Stubby Clapp, 2B-St. Louis Cardinals (36th Round - No. 1,058)
- Jimmy Frush, RHP-Seattle Mariners (43rd Round - No. 1,270)
- Ryan Brewer, RHP-Kansas City Royals (Free Agent)

#### 1995

- Brandon Kolb, RHP-San Diego Padres (4th Round - No. 89)
- Jason Totman, 2B-San Diego Padres (7th Round - No. 173)
- Travis Smith, RHP-Milwaukee Brewers (19th Round - No. 516)
- Clint Bryant, 3B-Detroit Tigers (21st Round - No. 574)
- Logan Miller, C-Toronto Blue Jays (17th Round - No. 580)
- Brandon Welch, OF-Oakland Athletics (42nd Round - No. 1,156)
- Marcus McCain, OF/INF-Tampa Bay Devil Rays (Free Agent)

#### 1994

- Ryan Nye, RHP-Philadelphia Phillies (2nd Round - No. 57)
- Eric Newman, RHP-San Diego Padres (5th Round - No. 122)
- Saul Bustos, INF-Chicago Cubs (30th Round - No. 834)
- Clay Hill, OF-Chicago White Sox (Free Agent)
- Robin Harriss, C-Cleveland Indians (Free Agent)
- Shane Butler, RHP-Chicago Cubs (Free Agent)

#### 1993

- Travis Driskill, RHP-Cleveland Indians (4th Round - No. 111)
- Mike Kinney, OF-Los Angeles Dodgers (20th Round - No. 550)
- Trey Forkerway, SS-Chicago Cubs (Free Agent)
- Darren Glenn, INF-San Francisco Giants (Free Agent)

#### 1992

- Mark Brandenburg, RHP-Texas Rangers (26th Round - No. 734)
- Wes Shook, OF-Texas Rangers (28th Round - No. 790)

#### 1991

- Rodney Steph, RHP-Cincinnati Reds (12th Round - No. 327)
- Tony Tijerina, C-New York Mets (13th Round - No. 355)

#### 1990

- Matt Martin, INF-Cincinnati Reds (Free Agent)
- Kent Blasingame, OF, Philadelphia Phillies (Free Agent)

#### 1989

- Donald Harris, OF-Texas Rangers (1st Round - No. 5)
- Greg Kobza, 1B-Chicago White Sox (11th Round - No. 277)
- James Mauldin, RHP-New York Yankees (11th Round - No. 285)
- Brian Roper, C-Texas Rangers (33rd Round - No. 847)

#### 1988

- Mike Beiras, RHP-Seattle Mariners (14th Round - No. 357)
- Mike Humphreys, OF-San Diego Padres (15th Round - No. 370)

#### 1986

- Phil Maldonado, C-Atlanta Braves (32nd Round - No. 764)

#### 1985

- Todd Howey, OF-Philadelphia Phillies (9th Round - No. 226)

#### 1984

- John Grimes, C-San Francisco Giants (7th Round - No. 167)

#### 1983

- Eric Shirley, RHP-Atlanta Braves (12th Round - No. 308)

#### 1982

- Bobby Kohler, OF-Texas Rangers (19th Round - No. 486)

#### 1980

- Brooks Wallace, SS-Texas Rangers (21st Round - No. 532)

#### 1979

- Brooks Wallace, SS-New York Mets (10th Round - No. 236)

#### 1977

- Gary Ashby, 1B-San Diego Padres (22nd Round - No. 546)

#### 1973

- Ruben Garcia, LHP-Kansas City Royals (16th Round - No. 369)

#### 1972

- Doug Ault, 1B-Texas Rangers (Free Agent)

#### 1971

- Pat McKean, LHP-Atlanta Braves (4th Round - No. 83)

#### 1969

- Jerry Haggard, 2B-Cleveland Indians (27th Round - No. 637)

#### 1962

- Chuck Harrison, 1B-Houston Colt .45's (Free Agent)

### RED RAIDERS IN MAJOR LEAGUE BASEBALL

- Chuck Harrison (1965-67/1969/1971) - Houston, Kansas City
- Doug Ault (1976-78, 80) - Texas
- Mike Humphreys (1991-93) - New York Yankees
- Donald Harris (1991-93) - Texas
- Mark Brandenburg (1995-1998) - Texas, Boston
- Ryan Nye (1997-00) - Philadelphia
- Travis Smith (1998/2002/2004/2006) - Milwaukee, St. Louis, Atlanta
- Matt Miller (2001-02) - Detroit
- Keith Ginter (2000-2006) - Houston, Milwaukee, Oakland
- Stubby Clapp (2001) - St. Louis
- Brandon Kolb (2001) - Milwaukee
- Travis Driskill (2002-04) - Baltimore
- Josh Bard (2002-2011) - Cleveland, Boston, San Diego, Washington, Seattle
- Steve Watkins (2004-05) - San Diego
- Trey Lunsford (2002-03) - San Francisco
- Joe Dillon (2005,2007, 2009) - Florida, Milwaukee, Tampa Bay
- Jeff Karstens (2006-Present) - New York Yankees, Pittsburgh
- Chris Sampson (2006-2010) - Houston
- Dallas Braden (2007-2011) - Oakland
- Dustin Richardson (2009-2010) - Boston
- Josh Tomlin (2010-Present) - Cleveland
- Zach Stewart (2011-Present) - Toronto, Chicago White Sox, Boston
- A.J. Ramos (2012-Present) - Miami
- Nathan Karns (2013-Present) - Washington
- Colt Hynes (2013-Present) - San Diego
- Roger Kieschnick (2013-Present) - Giants
- Chad Bettis (2013-Present) - Rockies





**ATTENDANCE RECORDS**

**AVERAGE HOME ATTENDANCE**

| Year | Games | Total   | Avg.  |
|------|-------|---------|-------|
| 1999 | 33    | 130,233 | 3,947 |
| 1998 | 33    | 126,434 | 3,831 |
| 2000 | 31    | 103,251 | 3,330 |
| 2002 | 33    | 94,599  | 2,866 |
| 2012 | 33    | 94,173  | 2,853 |
| 2011 | 33    | 91,432  | 2,771 |
| 2004 | 36    | 98,934  | 2,748 |
| 2003 | 36    | 97,810  | 2,716 |
| 2001 | 28    | 75,342  | 2,691 |
| 2006 | 31    | 80,786  | 2,606 |
| 2013 | 29    | 73,299  | 2,527 |
| 2010 | 31    | 77,249  | 2,491 |
| 1996 | 29    | 72,007  | 2,483 |
| 2009 | 22    | 53,491  | 2,431 |
| 2005 | 32    | 75,221  | 2,350 |
| 2008 | 25    | 56,556  | 2,262 |
| 1997 | 31    | 65,803  | 2,123 |
| 2007 | 32    | 60,064  | 1,877 |

**TOP-20 HOME GAMES**

| Rank | Opponent        | Year | Attend |
|------|-----------------|------|--------|
| 1.   | USC             | 1996 | 5,814  |
| 2.   | Texas A&M       | 1997 | 5,298  |
| 3.   | Fresno State    | 1996 | 5,212  |
| 4.   | Texas           | 2000 | 5,124  |
| 5.   | Texas A&M       | 1997 | 5,112  |
| 6.   | Southwest Texas | 1997 | 4,992  |
| 7.   | Oklahoma State  | 1997 | 4,910  |
| 8.   | Fresno State    | 1996 | 4,891  |
| 9.   | Texas A&M       | 1997 | 4,864  |
| 10.  | Grand Canyon    | 1997 | 4,813  |
| 11.  | Texas A&M       | 1999 | 4,787  |
| 12.  | Oklahoma        | 2002 | 4,784  |
| 13.  | Texas A&M       | 2001 | 4,686  |
| 14.  | Baylor          | 2002 | 4,554  |
| 15.  | Baylor          | 1998 | 4,488  |
| 16.  | Texas A&M       | 2005 | 4,483  |
| 17.  | Texas           | 1998 | 4,460  |
| 18.  | Texas A&M       | 2001 | 4,449  |
| 19.  | Texas A&M       | 1996 | 4,437  |
| 20.  | Baylor          | 2002 | 4,417  |

**TOP SERIES ATTENDANCE**

**Top 4-GAME SERIES**

| Series    | Year | Total  | Avg.  |
|-----------|------|--------|-------|
| Texas A&M | 1996 | 15,209 | 3,802 |

**TOP 3-GAME SERIES**

| Series            | Year | Total  | Avg.  |
|-------------------|------|--------|-------|
| 1. Texas A&M      | 1997 | 15,274 | 5,091 |
| 2. Oklahoma State | 1997 | 12,835 | 4,278 |
| 3. Oklahoma State | 1999 | 12,831 | 4,277 |

**TOP 2-GAME SERIES**

| Series | Year | Total | Avg.  |
|--------|------|-------|-------|
| Texas  | 1998 | 8,523 | 4,262 |

**NCAA ATTENDANCE RANKINGS**

| Year | Total Attendance | National Rank |
|------|------------------|---------------|
| 1996 | 72,007           | 13th          |
| 1997 | 65,803           | 10th          |
| 1998 | 126,434          | 3rd           |
| 1999 | 130,233          | 6th           |
| 2000 | 103,251          | 6th           |
| 2001 | 75,342           | 20th          |
| 2002 | 94,599           | 14th          |
| 2003 | 97,810           | 15th          |
| 2004 | 98,934           | T-19th        |
| 2005 | 73,236           | 24th          |
| 2006 | 80,786           | 21st          |
| 2007 | 60,064           | 31st          |
| 2008 | 56,556           | 30th          |
| 2009 | 49,569           | 22nd          |
| 2010 | 77,249           | 26th          |
| 2011 | 91,432           | 24th          |
| 2012 | 94,173           | 21st          |
| 2013 | 73,299           | 26th          |

**TEAM RECORDS**

**MISCELLANEOUS TEAM RECORDS**

|                               |                 |
|-------------------------------|-----------------|
| Most Wins Season              | 51 (1995)       |
| Most Losses Season            | 33 (1985)       |
| Longest Winning Streak        | 16 games (2002) |
| Longest Losing Streak         | 17 games (1985) |
| Longest Big 12 Win Streak     | 8 games (2002)  |
| Longest Big 12 Losing Streak  | 9 games (2007)  |
| Longest SWC Winning Streak    | 8 games (1996)  |
| Longest SWC Losing Streak     | 15 games (1985) |
| Defensive Double Plays Turned | 68 (2013)       |

**TEAM SINGLE GAME RECORDS**

|                    |  |
|--------------------|--|
| At-Bats            | 58 vs. College of Southwest (3/25/97)          |
| Runs               | 31 vs. College of Southwest (3/25/97)          |
| Most Runs Inning   | 13 vs. Western Illinois (3rd inning) (2/19/05) |
| Hits               | 32 vs. College of Southwest (3/25/97)          |
| Runs Batted In     | 30 vs. Baylor (3/23/84)                        |
| Doubles            | 12 at Kansas (4/25/10)                         |
|                    | 12 vs. Valley City State (3/18/98)             |
| Triples            | 6 vs. Rice (3/21/75)                           |
| Home Runs          | 8 vs. Missouri (4/5/97)                        |
|                    | 8 vs. Baylor (3/23/96)                         |
| Total Bases        | 59 vs. Texas A&M (3/29/96)                     |
|                    | 59 vs. Providence (5/27/95)                    |
| Walks              | 17 vs. Howard (2/6/99)                         |
|                    | 17 vs. Baylor (3/23/96)                        |
| Stolen Bases       | 10 vs. West Texas A&M (2/14/95)                |
|                    | 10 vs. TCU (5/12/96)                           |
| Strikeouts         | 10 vs. West Texas A&M (2/10/95)                |
|                    | 18 at No. 7 Oklahoma (4/3/11)                  |
|                    | 18 vs. Missouri (4/1/05)                       |
|                    | 18 vs. Texas (1971)                            |
| Most Opponent Runs | 28 vs. Texas A&M (4/5/85)                      |
| Most Opponent Hits | 23 vs. Arkansas (4/22/84)                      |
|                    | 23 vs. Rice (3/26/83)                          |

**INDIVIDUAL RECORDS**

**INDIVIDUAL OFFENSIVE RECORDS**

|                                 |   |
|---------------------------------|---|
| Consecutive Game Hitting Streak | 30 Games - Gera Alvarez (2002)  |
| At-Bats                         | 7 27x, Bo Altobelli, Scott LeJeune, Reid Redman at Texas A&M (5/26/12)* |
| Runs                            | 6, Jon Slack vs. Sam Houston State (3/13/02)                            |
| Hits                            | 6, Keith Ginter (6-for-6) vs. Kansas (4/10/98)                          |
|                                 | 6, Shane Langen (6-for-7) vs. College of Southwest (3/25/97)            |
|                                 | 6, Joe Dillon (6-for-6), Southern California (5/26/96)                  |
| Runs Batted In                  | 9, John Grimes vs. Baylor (3/23/84)                                     |
|                                 | 9, Mike Bewley vs. Rice (3/21/75)                                       |
| Doubles                         | 3 10x, Jeremy Mayo at Kansas (4/25/10)*                                 |
| Triples                         | 3, Jason Rainey vs. Texas A&M-Corpus Christi (5/1/01)                   |
|                                 | 3, Stubby Clapp vs. Houston (4/26/96)                                   |
|                                 | 3, Gary Ashby vs. Rice (4/24/76)  |
| Home Runs                       | 4, Ron Mattson vs. Arkansas (4/18/75)                                   |
|                                 | 4, Todd Howey vs. Sul Ross State (3/20/84)                              |
| Total Bases                     | 4, Johnny Vidales vs. Sul Ross State (3/20/84)                          |
|                                 | 16, Johnny Vidales vs. Sul Ross State (3/20/84)                         |
|                                 | 16, Todd Howey vs. Sul Ross State (3/20/84)                             |
| Stolen Bases                    | 4 6x, Willie Rueda vs. Central Arkansas (3/4/08)*                       |
| Walks                           | 5, Ryan Ruiz vs. Howard (2/6/99)  |
|                                 | 5, Chris Chiprez vs. UT Arlington (3/20/96)                             |
| Strikeouts                      | 5, Clint Bryant vs. West Texas A&M (2/10/95)                            |
|                                 | 4 (Numerous times)  |

**INDIVIDUAL PITCHING RECORDS**

|                         |   |
|-------------------------|---|
| Most Innings Pitched    | 17.0, David Callerman vs. Southeastern Oklahoma (4/18/66) |
| Most Hits Allowed       | 16, Monty Ward vs. Oklahoma (4/25/98)                     |
|                         | 16, Robert Bryant vs. Arkansas (1979)                     |
| Most Walks Issued       | 10, Robert Bryant vs. Texas Lutheran (1979)               |
|                         | 10, Pat McKean vs. Rice (1969)                            |
| Most Runs Allowed       | 14, Jesse Cornejo vs. Oklahoma (4/24/98)                  |
| Most ER Allowed         | 13, Jesse Cornejo vs. Oklahoma (4/24/98)                  |
| Most Strikeouts         | 18, Monty Ward vs. Lindenwood (3/14/98)                   |
|                         | 18, Buddy Hampton vs. Abilene Christian (1968)            |
| Most Strikeouts by Opp. | 19, Burt Hooton, Texas (1971)                             |

\* - Most Recent



**YEAR-BY-YEAR TEAM STATISTICS**

**BATTING**

| Year | G         | AB          | R          | H          | RBI        | AVG         | 2B         | 3B        | HR         | BB         | SO         | SB         | HBP       |
|------|-----------|-------------|------------|------------|------------|-------------|------------|-----------|------------|------------|------------|------------|-----------|
| 1967 | 30        | 864         | 120        | 206        | 100        | .238        | 37         | 6         | 9          | 114        | 201        | 39         | N/A       |
| 1968 | 29        | 906         | 86         | 168        | 83         | .217        | 26         | 9         | 11         | 95         | 174        | 37         | N/A       |
| 1969 | 26        | 801         | 97         | 196        | 82         | .244        | 26         | 8         | 14         | 67         | 157        | 16         | N/A       |
| 1970 | 29        | 884         | 120        | 202        | 102        | .220        | 24         | 9         | 9          | 103        | 170        | 24         | N/A       |
| 1971 | 40        | 1223        | 221        | 353        | 191        | .288        | 52         | 23        | 15         | 135        | 219        | 70         | N/A       |
| 1972 | 42        | 1278        | 257        | 392        | 215        | .306        | 50         | 20        | 26         | 162        | N/A        | 46         | N/A       |
| 1973 | 28        | 782         | 82         | 179        | 72         | .229        | 24         | 12        | 7          | 98         | 166        | 25         | N/A       |
| 1974 | 33        | 1022        | 131        | 241        | 108        | .236        | 42         | 17        | 7          | N/A        | N/A        | 30         | N/A       |
| 1975 | 45        | 1388        | 249        | 391        | 219        | .282        | 59         | 28        | 20         | 193        | 190        | 46         | N/A       |
| 1976 | 53        | 1627        | 339        | 510        | 304        | .313        | 67         | 30        | 31         | 235        | 228        | 77         | N/A       |
| 1977 | 49        | 1470        | 322        | 457        | 178        | .311        | 62         | 28        | 30         | 278        | 212        | 33         | N/A       |
| 1978 | 48        | 1455        | 248        | 405        | 203        | .278        | 60         | 12        | 17         | 161        | 219        | 57         | N/A       |
| 1979 | 39        | 1243        | 205        | 328        | 178        | .264        | 49         | 10        | 17         | 122        | 193        | 46         | N/A       |
| 1980 | 51        | 1611        | 309        | 498        | 286        | .309        | 76         | 18        | 47         | 204        | 186        | 27         | N/A       |
| 1981 | 48        | 1475        | 330        | 450        | 294        | .305        | 80         | 14        | 36         | 231        | 206        | 48         | N/A       |
| 1982 | 43        | 1290        | 222        | 357        | 202        | .277        | 60         | 10        | 25         | 175        | 144        | 47         | 9         |
| 1983 | 41        | 1367        | 278        | 428        | 246        | .313        | 74         | 22        | 38         | 140        | 207        | 43         | 14        |
| 1984 | 55        | 1815        | 506        | 349        | 452        | <b>.358</b> | 116        | 20        | 107        | 194        | 240        | 61         | 20        |
| 1985 | 51        | 1619        | 330        | 488        | 294        | .301        | 76         | 13        | 67         | 84         | 16         | 43         | 20        |
| 1986 | 59        | 1875        | 501        | 613        | 443        | .327        | 111        | 15        | 81         | 301        | 252        | 79         | 29        |
| 1987 | 49        | 1509        | 317        | 435        | 279        | .288        | 91         | 5         | 50         | 244        | 250        | 32         | 20        |
| 1988 | 60        | 1869        | 440        | 582        | 386        | .311        | 98         | 27        | 80         | 280        | 360        | 75         | 29        |
| 1989 | 54        | 1693        | 358        | 491        | 312        | .290        | 95         | 27        | 54         | 260        | 277        | 47         | 21        |
| 1990 | 60        | 1853        | 373        | 556        | 327        | .300        | 98         | 21        | 38         | 264        | 296        | N/A        | 32        |
| 1991 | 60        | 1903        | 428        | 576        | 367        | .303        | 101        | 23        | 45         | 310        | 272        | N/A        | 27        |
| 1992 | 54        | 1721        | 306        | 461        | 265        | .268        | 86         | 17        | 17         | 258        | 240        | 120        | 25        |
| 1993 | 58        | 1845        | 466        | 578        | 399        | .313        | 103        | 22        | 38         | 307        | 323        | 112        | N/A       |
| 1994 | 57        | 1880        | 435        | 573        | 392        | .305        | 94         | 22        | 56         | 300        | 294        | 81         | N/A       |
| 1995 | 65        | 2283        | 627        | 786        | 572        | .344        | 162        | 26        | 83         | <b>361</b> | 302        | <b>146</b> | 52        |
| 1996 | 64        | 2277        | <b>648</b> | 791        | 578        | .347        | 181        | 26        | 97         | 350        | 349        | 185        | 47        |
| 1997 | 60        | 2165        | 637        | 761        | <b>584</b> | .352        | <b>185</b> | 23        | <b>108</b> | 294        | 372        | 130        | 50        |
| 1998 | <b>66</b> | <b>2308</b> | 583        | <b>793</b> | 516        | .344        | 172        | 27        | 95         | 288        | <b>422</b> | <b>146</b> | 41        |
| 1999 | 59        | 2056        | 544        | 667        | 484        | .324        | 145        | 25        | 61         | 328        | 387        | 124        | 43        |
| 2000 | 62        | 2174        | 496        | 652        | 442        | .300        | 130        | 23        | 60         | 326        | 399        | 71         | 64        |
| 2001 | 64        | 2266        | 517        | 721        | 470        | .318        | 138        | <b>31</b> | 74         | 259        | 376        | 117        | 68        |
| 2002 | 62        | 2163        | 464        | 672        | 424        | .311        | 107        | 21        | 65         | 310        | 369        | 76         | 67        |
| 2003 | 55        | 1943        | 420        | 615        | 378        | .317        | 98         | 19        | 38         | 252        | 289        | 104        | 52        |
| 2004 | 61        | 2158        | 554        | 680        | 512        | .315        | 139        | 25        | 85         | 307        | 412        | 143        | <b>84</b> |
| 2005 | 59        | 1998        | 449        | 602        | 414        | .301        | 105        | 20        | 45         | 315        | 378        | 139        | 60        |
| 2006 | 58        | 2050        | 397        | 646        | 351        | .315        | 108        | 16        | 54         | 234        | 313        | 67         | 29        |
| 2007 | 55        | 1880        | 352        | 537        | 326        | .286        | 110        | 12        | 58         | 241        | 379        | 54         | 41        |
| 2008 | 55        | 1908        | 378        | 559        | 355        | .293        | 127        | 12        | 49         | 272        | 348        | 77         | 54        |
| 2009 | 57        | 1949        | 349        | 582        | 313        | .299        | 100        | 12        | 40         | 215        | 379        | 45         | 59        |
| 2010 | 57        | 1988        | 413        | 610        | 386        | .307        | 162        | 14        | 61         | 245        | 362        | 76         | 71        |
| 2011 | 58        | 1924        | 332        | 536        | 304        | .279        | 95         | 13        | 26         | 273        | 418        | 91         | 69        |
| 2012 | 55        | 1892        | 336        | 553        | 299        | .292        | 117        | 24        | 24         | 211        | 350        | 87         | 61        |
| 2013 | 56        | 1864        | 304        | 482        | 280        | .259        | 73         | 10        | 19         | 244        | 407        | 58         | 69        |

**BOLD** - School Record

**YEAR-BY-YEAR RECORDS**

**OVERALL RECORDS**

| Year | Overall Record |
|------|----------------|
| 1926 | 11-2-1         |
| 1927 | 4-9-1          |
| 1928 | 8-6            |
| 1929 | 2-11           |
| 1954 | 1-7-1          |
| 1955 | 3-17           |
| 1956 | 8-7            |
| 1957 | 7-4            |
| 1958 | 6-9            |
| 1959 | 7-6            |
| 1960 | 8-7            |
| 1961 | 13-5           |
| 1962 | 15-11          |
| 1963 | 12-10          |
| 1964 | 9-16           |
| 1965 | 7-16           |
| 1966 | 10-13          |
| 1967 | 14-16          |
| 1968 | 9-20           |
| 1969 | 13-13          |
| 1970 | 12-16-1        |
| 1971 | 26-14          |
| 1972 | 23-19          |
| 1973 | 12-16          |
| 1974 | 11-22          |
| 1975 | 22-23          |
| 1976 | 32-21          |
| 1977 | 25-24          |
| 1978 | 23-25          |
| 1979 | 16-23          |
| 1980 | 28-23-1        |
| 1981 | 26-21          |
| 1982 | 21-22          |
| 1983 | 18-23          |
| 1984 | 33-22          |
| 1985 | 18-33          |
| 1986 | 34-25          |
| 1987 | 21-28          |
| 1988 | 34-25-1        |
| 1989 | 32-22          |
| 1990 | 31-29          |
| 1991 | 42-18          |
| 1992 | 29-25          |
| 1993 | 43-15          |
| 1994 | 40-17          |
| 1995 | 51-14          |
| 1996 | 49-15          |
| 1997 | 46-14          |
| 1998 | 44-20          |
| 1999 | 42-17          |
| 2000 | 36-26          |
| 2001 | 43-20-1        |
| 2002 | 42-20          |
| 2003 | 30-25          |
| 2004 | 40-21          |
| 2005 | 34-25          |
| 2006 | 31-26-1        |
| 2007 | 28-27          |
| 2008 | 25-30          |
| 2009 | 25-32          |
| 2010 | 28-29          |
| 2011 | 33-25          |
| 2012 | 29-26          |
| 2013 | 26-30          |



**YEAR-BY-YEAR TEAM STATISTICS**

**PITCHING**

| Year | W-L          | SV        | ERA         | CG        | SHO      | IP           | H          | R          | ER         | BB         | SO         | HBP       |
|------|--------------|-----------|-------------|-----------|----------|--------------|------------|------------|------------|------------|------------|-----------|
| 1967 | 14-16        | N/A       | <b>2.50</b> | N/A       | N/A      | 234.4        | 214        | 137        | 65         | 97         | 183        | N/A       |
| 1968 | 9-20         | N/A       | 3.85        | N/A       | N/A      | 231.2        | 207        | 139        | 99         | 145        | 203        | N/A       |
| 1969 | 13-13        | N/A       | 4.24        | N/A       | N/A      | 206          | 191        | 120        | 97         | 114        | 120        | N/A       |
| 1970 | 12-16        | N/A       | 3.14        | N/A       | N/A      | 232          | 199        | 109        | 81         | 103        | N/A        | N/A       |
| 1971 | 26-14        | N/A       | 3.13        | N/A       | N/A      | 306          | 325        | 148        | 109        | 148        | 290        | N/A       |
| 1972 | 23-19        | N/A       | 4.07        | N/A       | N/A      | 314          | 318        | 187        | 142        | 145        | 270        | N/A       |
| 1973 | 12-16        | N/A       | 3.25        | N/A       | N/A      | 213.2        | 174        | 116        | 77         | 149        | 138        | N/A       |
| 1974 | 11-22        | N/A       | 5.71        | 15        | N/A      | 261.2        | 296        | 229        | 166        | 172        | 168        | N/A       |
| 1975 | 22-23        | 4         | 4.35        | 14        | N/A      | 347.1        | 341        | 227        | 168        | 184        | 209        | N/A       |
| 1976 | 32-21        | 12        | 4.18        | 16        | N/A      | 391.2        | 393        | 237        | 182        | 176        | 223        | N/A       |
| 1977 | 25-24        | 3         | 5.27        | 18        | N/A      | 355.2        | 424        | 291        | 208        | 214        | 213        | N/A       |
| 1978 | 23-25        | 7         | 5.03        | 8         | N/A      | 357.2        | 392        | 261        | 200        | 198        | 176        | N/A       |
| 1979 | 16-23        | 6         | 5.36        | 8         | N/A      | 300.1        | 337        | 228        | 179        | 207        | 131        | N/A       |
| 1980 | 28-23        | N/A       | 5.24        | <b>52</b> | 3        | 396.2        | 470        | 285        | 231        | 200        | 238        | N/A       |
| 1981 | 28-20        | 4         | 5.05        | 17        | 3        | 365.2        | 377        | 273        | 205        | 231        | 222        | 9         |
| 1982 | 21-22        | 6         | 4.69        | 9         | 2        | 324          | 346        | 213        | 169        | 182        | 169        | 17        |
| 1983 | 18-23        | 4         | 6.92        | 14        | 1        | 335.2        | 404        | 312        | 258        | 188        | 151        | 33        |
| 1984 | 33-22        | 5         | 7.02        | 7         | 0        | 422          | 552        | 393        | 329        | 264        | 207        | 18        |
| 1985 | <b>18-33</b> | 5         | 8.02        | 11        | 2        | 394          | 535        | <b>444</b> | 351        | 284        | 284        | 30        |
| 1986 | 34-25        | 5         | 7.18        | 14        | 4        | 447.1        | 563        | 429        | 357        | 260        | 314        | 31        |
| 1987 | 21-28        | 1         | 7.40        | 6         | 1        | 371          | 464        | 369        | 305        | 246        | 258        | 20        |
| 1988 | 34-25        | 5         | 5.35        | 16        | 3        | 464.1        | 498        | 341        | 276        | <b>313</b> | 320        | 19        |
| 1989 | 32-22        | 6         | 5.98        | 10        | 3        | 428.2        | 502        | 327        | 285        | 207        | 281        | 26        |
| 1990 | 31-29        | 3         | 5.22        | N/A       | <b>7</b> | 469.1        | 495        | 330        | 272        | 238        | 339        | 43        |
| 1991 | 42-18        | 6         | 3.94        | N/A       | 4        | 491          | 490        | 268        | 215        | 179        | 340        | 32        |
| 1992 | 29-25        | 3         | 3.43        | 22        | 5        | 456          | 457        | 210        | 174        | 138        | 331        | 18        |
| 1993 | 43-15        | 8         | 3.52        | 21        | 4        | 482.2        | 447        | 242        | 189        | 192        | 415        | 17        |
| 1994 | 40-17        | 4         | 3.30        | 20        | 4        | 480          | 404        | 223        | 176        | 191        | 412        | 22        |
| 1995 | <b>51-14</b> | 8         | 4.33        | 18        | 5        | <b>567.2</b> | 578        | 324        | 273        | 243        | 478        | 31        |
| 1996 | 49-15        | 9         | 4.08        | 16        | 3        | 560.2        | 558        | 308        | 254        | 237        | 499        | 49        |
| 1997 | 46-14        | 8         | 4.44        | 14        | 0        | 524.1        | 557        | 311        | 259        | 172        | <b>589</b> | 42        |
| 1998 | 44-20        | 10        | 4.85        | 21        | 0        | <b>567.2</b> | 677        | 379        | 306        | 182        | 558        | 34        |
| 1999 | 42-17        | 12        | 4.22        | 14        | 2        | 517.2        | 542        | 290        | 234        | 175        | 435        | 42        |
| 2000 | 36-26        | 0         | 5.74        | 15        | 0        | 542.2        | <b>694</b> | 403        | 346        | 184        | 339        | 59        |
| 2001 | 43-20-1      | 10        | 4.24        | 15        | 4        | 562.1        | 588        | 306        | 265        | 147        | 424        | 56        |
| 2002 | 42-20        | 12        | 4.38        | 7         | 3        | 553.1        | 581        | 319        | 269        | 160        | 420        | 44        |
| 2003 | 30-25        | 11        | 5.56        | 7         | 0        | 482.0        | 580        | 366        | 298        | 176        | 332        | 39        |
| 2004 | 40-21        | 10        | 4.70        | 3         | 2        | 540.0        | 590        | 339        | 282        | 178        | 395        | 43        |
| 2005 | 34-25        | 11        | 5.40        | 4         | 3        | 520.0        | 594        | 391        | 312        | 242        | 397        | 76        |
| 2006 | 31-26-1      | 8         | 4.66        | 5         | 2        | 510.1        | 554        | 332        | 264        | 188        | 413        | 74        |
| 2007 | 28-27        | 9         | 5.67        | 4         | 2        | 479.2        | 552        | 341        | 302        | 208        | 360        | 51        |
| 2008 | 25-30        | 6         | 6.34        | 0         | 1        | 478.2        | 539        | 372        | 337        | 265        | 382        | <b>79</b> |
| 2009 | 25-32        | 12        | 6.31        | 2         | 1        | 487.2        | 596        | 402        | 342        | 266        | 409        | 48        |
| 2010 | 28-29        | <b>19</b> | 6.68        | 0         | 1        | 497.0        | 612        | <b>444</b> | <b>369</b> | 263        | 442        | 71        |
| 2011 | 33-25        | 10        | 4.92        | 0         | 2        | 516.0        | 596        | 335        | 282        | 186        | 364        | 62        |
| 2012 | 29-26        | 4         | 4.04        | 3         | 3        | 492.1        | 505        | 272        | 221        | 157        | 361        | 39        |
| 2013 | 26-30        | 11        | 4.86        | 3         | 6        | 491.0        | 544        | 291        | 265        | 204        | 383        | 67        |

**BOLD** - School Record

**YEAR-BY-YEAR FIELDING**

**FIELDING**

| Year | PO          | ASST       | E          | DP        | FLD%        |
|------|-------------|------------|------------|-----------|-------------|
| 1981 | 1097        | 483        | 74         | 19        | .955        |
| 1982 | 1498        | 467        | 59         | 41        | .961        |
| 1983 | 1007        | 447        | 93         | 29        | .940        |
| 1984 | 1266        | 590        | 104        | 49        | .947        |
| 1985 | 1182        | 564        | 70         | 41        | .937        |
| 1986 | N/A         | 641        | N/A        | 49        | N/A         |
| 1987 | 704         | 302        | 37         | 35        | .965        |
| 1988 | 1043        | 466        | 64         | N/A       | .959        |
| 1989 | N/A         | N/A        | N/A        | N/A       | .954        |
| 1990 | 1341        | 551        | 92         | N/A       | .954        |
| 1991 | 1473        | 634        | 104        | 45        | .953        |
| 1992 | 1367        | 539        | 52         | 38        | .973        |
| 1993 | 1448        | 565        | 74         | 40        | .965        |
| 1994 | 1440        | 612        | 84         | 39        | .961        |
| 1995 | 1596        | 695        | 74         | 63        | .969        |
| 1996 | 1682        | 698        | 89         | 45        | .964        |
| 1997 | 1574        | 611        | 86         | 53        | .962        |
| 1998 | <b>1703</b> | 704        | 112        | 59        | .956        |
| 1999 | 1553        | 700        | 68         | 55        | .971        |
| 2000 | 1625        | 707        | 80         | 64        | .967        |
| 2001 | 1687        | 752        | 72         | 56        | .971        |
| 2002 | 1660        | 752        | 72         | 62        | .971        |
| 2003 | 1446        | 620        | 69         | 53        | .968        |
| 2004 | 1620        | 651        | 77         | 60        | .967        |
| 2005 | 1560        | 603        | <b>102</b> | 63        | .955        |
| 2006 | 1531        | 656        | 74         | 45        | .967        |
| 2007 | 1439        | 577        | 63         | 49        | .970        |
| 2008 | 1436        | 610        | 61         | 56        | .971        |
| 2009 | 1463        | 659        | 90         | 49        | .959        |
| 2010 | 1491        | 660        | 74         | 55        | .967        |
| 2011 | 1548        | <b>753</b> | 69         | 65        | .971        |
| 2012 | 1477        | 676        | 65         | 50        | .971        |
| 2013 | 1473        | 662        | 56         | <b>68</b> | <b>.974</b> |

**BOLD** - School Record





YEAR-BY-YEAR LEADERS

(Hitters must have at least 3.0 plate appearances per team game to qualify. If year is not listed, information is not available)

BATTING AVERAGE

Table of batting averages from 1926 to 2013, listing player names and their corresponding averages.

HITS

Table of total hits from 1926 to 2013, listing player names and their total hit counts.

Table of batting averages from 1975 to 2013, listing player names and their corresponding averages.

RBI

Table of RBIs from 1926 to 1995, listing player names and their total RBI counts.

Table of batting averages from 1996 to 2013, listing player names and their corresponding averages.

DOUBLES

Table of doubles from 1926 to 2013, listing player names and their total double counts.



**YEAR-BY-YEAR LEADERS**

**TRIPLES**

|      |  |   |
|------|--|---|
| 1926 | Volney Hill  | 3 |
| 1927 | Chubby DeWitt  | 6 |
| 1928 | David Waller   | 2 |
| 1929 | Chubby DeWitt  | 2 |
| 1954 | Jackie Miller/Frank Wright                               | 1 |
| 1955 | Gehrig Garrison/Paul Hawkins                             | 1 |
| 1957 | Jerry Cullen Hunt  | 2 |
| 1958 | Gary Wetter  | 1 |
| 1961 | Tom Prichard   | 1 |
| 1964 | Ronnie Ayers   | 4 |
| 1966 | John McIntyre  | 4 |
| 1967 | Norman Schuessler  | 3 |
| 1968 | Jim Montgomery   | 2 |
| 1969 | Max Martin   | 3 |
| 1970 | Cecil Norris/David Thorley                               | 2 |
| 1971 | Doug Ault  | 5 |
| 1972 | Doug Ault/Barry Hoffpauir                                | 5 |
| 1973 | Cecil Norris   | 3 |
| 1974 | Ronnie Mattson   | 5 |
| 1975 | Ronnie Mattson   | 8 |
| 1976 | Mike Bewley/Ernie Hrlleith                               | 5 |
| 1977 | Gary Ashby   | 6 |
| 1978 | Five players   | 2 |
| 1979 | John Keller  | 4 |
| 1980 | Bobby Kohler   | 4 |
| 1981 | Bobby Kohler   | 5 |
| 1982 | Bobby Kohler   | 4 |
| 1983 | Todd Howey   | 5 |
| 1984 | Todd Howey   | 3 |
| 1985 | James Darnell/Todd Howey                                 | 3 |
| 1986 | David Geck   | 4 |
| 1987 | Brian Christiansen                                       | 2 |
| 1988 | Donald Harris  | 7 |
| 1989 | Greg Kobza/Donald Harris                                 | 7 |
| 1990 | Mike Adams   | 5 |
| 1991 | Wes Shook  | 5 |
| 1992 | Wes Shook  | 5 |
| 1993 | Clint Bryant   | 6 |
| 1994 | Jason Totman   | 4 |
| 1995 | Jason Totman   | 5 |
| 1996 | Stubby Clapp   | 8 |
| 1997 | Jason Huth   | 7 |
| 1998 | Jason Huth   | 6 |
| 1999 | Jon Weber  | 8 |
| 2000 | Jason Rainey   | 9 |
| 2001 | Jason Rainey   | 7 |
| 2002 | Scooter Jordan   | 4 |
| 2003 | Josh Haney   | 4 |
| 2004 | Josh Haney/Jose Delgado                                  | 5 |
| 2005 | Carey Avants   | 4 |
| 2006 | Brian Capps  | 4 |
| 2007 | Roger Kieschnick   | 5 |
| 2008 | Willie Rueda/Roger Kieschnick                            | 3 |
| 2009 | Chris Richburg/Joey Kenworthy/Scott LeJeune/Justin Berry | 2 |
| 2010 | Jamodrick McGruder/Michael Reed                          | 3 |
| 2011 | Jamodrick McGruder                                       | 4 |
| 2012 | Jamodrick McGruder                                       | 8 |
| 2013 | Jake Barrios   | 4 |

**HOME RUNS**

|      |                            |   |
|------|----------------------------|---|
| 1926 | Elly Curtis                | 2 |
| 1927 | Ray Marshall               | 4 |
| 1928 | Ray Marshall               | 4 |
| 1929 | Ray Marshall               | 3 |
| 1954 | Fulton Smith               | 1 |
| 1955 | Wick Alexander             | 2 |
| 1957 | Norman Huggins             | 2 |
| 1958 | Bill Dean/Gehrig Garrison  | 1 |
| 1959 | Bruce Boyd/Gehrig Garrison | 3 |
| 1961 | Charles Harrison           | 8 |
| 1963 | Billy G. Wilson            | 3 |
| 1964 | John Dudley                | 4 |
| 1965 | Chris Galanos              | 8 |
| 1966 | Jerry Haggard              | 3 |
| 1967 | John McIntyre              | 2 |
| 1968 | Three Players              | 7 |
| 1969 | Randy Walker               | 3 |
| 1970 | Dick Shaw                  | 3 |
| 1971 | Cecil Norris               | 6 |
| 1972 | Cecil Norris               | 6 |
| 1973 | Cecil Norris               | 2 |
| 1974 | Mike Bewley                | 3 |
| 1975 | Mike Bewley                | 7 |

|      |                                     |    |
|------|-------------------------------------|----|
| 1976 | Mike Bewley                         | 8  |
| 1977 | Gary Ashby                          | 11 |
| 1978 | John Keller                         | 4  |
| 1979 | John Keller                         | 7  |
| 1980 | Brooks Wallace/John Keller          | 10 |
| 1981 | Bobby Kohler                        | 6  |
| 1982 | John Grimes                         | 9  |
| 1983 | Jim Zachry                          | 12 |
| 1984 | John Grimes                         | 12 |
| 1985 | Todd Howey                          | 24 |
| 1986 | Mike Humphreys                      | 14 |
| 1987 | Stacy Ragan                         | 12 |
| 1988 | Mike Humphreys                      | 18 |
| 1989 | Greg Kobza/Donald Harris            | 10 |
| 1990 | Danny Jordan                        | 12 |
| 1991 | Wes Shook                           | 13 |
| 1992 | Wes Shook                           | 5  |
| 1993 | Saul Bustos                         | 12 |
| 1994 | Randy DuRoss                        | 11 |
| 1995 | Dion Ruecker                        | 17 |
| 1996 | Dion Ruecker                        | 20 |
| 1997 | Joe Dillon                          | 33 |
| 1998 | Josh Bard/Keith Ginter/Kevin Jordan | 17 |
| 1999 | Josh Bard/Jon Weber                 | 13 |
| 2000 | Jason Rainey                        | 13 |
| 2001 | Nick Blankenship                    | 10 |
| 2001 | Chad Landry                         | 10 |
| 2001 | Jason Rainey                        | 10 |
| 2002 | Nick Blankenship                    | 14 |
| 2003 | Evan Shahak                         | 7  |
| 2004 | Josh Brady                          | 20 |
| 2005 | Cameron Blair                       | 17 |
| 2006 | Tyler Reves                         | 13 |
| 2007 | Roger Kieschnick/Kyle Martin        | 13 |
| 2008 | Roger Kieschnick                    | 17 |
| 2009 | Chris Richburg                      | 14 |
| 2010 | Barrett Barnes                      | 14 |
| 2011 | Barrett Barnes                      | 10 |
| 2012 | Barrett Barnes                      | 9  |
| 2013 | Eric Gutierrez                      | 7  |

**STOLEN BASES**

|      |                                  |    |
|------|----------------------------------|----|
| 1957 | Monroe Henderson/Darrell Summers | 7  |
| 1958 | Dave Allen                       | 8  |
| 1959 | Jackie Miller/Dave Allen         | 5  |
| 1963 | Billy G. Wilson/Doug Cannon      | 5  |
| 1964 | Robert Fielder                   | 6  |
| 1966 | Lee Watts                        | 11 |
| 1967 | John McIntyre                    | 18 |
| 1968 | Monte VanStavern                 | 12 |
| 1969 | Randy Walker                     | 7  |
| 1970 | Randy Walker                     | 8  |
| 1971 | Randy Walker                     | 26 |
| 1972 | Barry Hoffpauir                  | 15 |
| 1973 | Reese                            | 6  |
| 1974 | Rod Kilmer                       | 6  |
| 1975 | Ronnie Mattson/Jimmy Horton      | 11 |
| 1976 | Bryan Cowan                      | 15 |
| 1977 | Bryan Cowan                      | 11 |
| 1978 | John Vestal                      | 4  |
| 1979 | John Vestal                      | 12 |
| 1980 | Russell Laughlin                 | 6  |
| 1981 | Andy Dawson                      | 15 |
| 1982 | Andy Dawson/Jim Zachry           | 9  |
| 1983 | Jim Sullivan                     | 11 |
| 1984 | Tommy Dobyms/Jim Sullivan        | 11 |
| 1985 | Tommy Dobyms                     | 10 |
| 1986 | Kevin Lowery                     | 17 |
| 1987 | Kevin Lowery                     | 9  |
| 1988 | Bob Deller                       | 23 |
| 1989 | Chris Moore                      | 16 |
| 1990 | Jeff Boydston                    | 27 |
| 1991 | Kent Blasingame                  | 29 |
| 1992 | Kent Blasingame                  | 44 |
| 1993 | Mike Kinney                      | 37 |
| 1994 | Brody Gregg                      | 15 |
| 1995 | Matt Kastelic                    | 46 |
| 1996 | Matt Kastelic                    | 51 |
| 1997 | Keith Ginter                     | 29 |
| 1998 | Jason Landreth                   | 28 |
| 1999 | Marco Cunningham                 | 37 |
| 2000 | Jason Rainey                     | 18 |
| 2001 | Kerry Hodges                     | 38 |
| 2002 | Jon Slack                        | 29 |

|      |                    |    |
|------|--------------------|----|
| 2003 | Cody Fuller        | 29 |
| 2004 | Josh Brady         | 34 |
| 2005 | Cody Fuller        | 27 |
| 2006 | Joey Callender     | 18 |
| 2007 | Doug Thennis       | 10 |
| 2008 | Willie Rueda       | 27 |
| 2009 | Taylor Ashby       | 12 |
| 2010 | Jamodrick McGruder | 23 |
| 2011 | Jamodrick McGruder | 28 |
| 2012 | Jamodrick McGruder | 39 |
| 2013 | Brett Bell         | 31 |



YEAR-BY-YEAR LEADERS

Table with columns for Year, Player Name, and Value. Categories include WINS, INNINGS PITCHED, EARNED RUN AVERAGE, and COMPLETE GAMES. Lists players from 1926 to 2013.





**YEAR-BY-YEAR LEADERS**

**APPEARANCES**

|      |                               |    |
|------|-------------------------------|----|
| 1926 | Volney Hill                   | 5  |
| 1927 | David Waller                  | 7  |
| 1955 | Leo Chase                     | 8  |
| 1956 | Leo Chase                     | 3  |
| 1959 | Chuck Johnston/Houston Powell | 5  |
| 1961 | Greg Hulen                    | 8  |
| 1963 | David Tarter/Morris Dudley    | 9  |
| 1964 | Joe Fox                       | 8  |
| 1966 | David Callarman               | 12 |
| 1967 | David Callerman               | 10 |
| 1968 | David Callarman               | 9  |
| 1969 | Gary Washington               | 9  |
| 1970 | Ruben Garcia/Gilbert Vasquez  | 10 |
| 1971 | Ruben Garcia                  | 14 |
| 1972 | Ruben Garcia                  | 16 |
| 1973 | John Bickley                  | 10 |
| 1974 | Randy Prince                  | 12 |
| 1975 | David Runkel                  | 13 |
| 1976 | Doug House                    | 14 |
| 1977 | Pat Black                     | 15 |
| 1978 | Mark Johnston/Gary Moyer      | 19 |
| 1979 | Mark Johnston                 | 17 |
| 1980 | Mark Johnston                 | 21 |
| 1981 | David Carroll                 | 15 |
| 1982 | Keith Wood                    | 16 |
| 1983 | Rusty Lamar                   | 14 |
| 1984 | John Vidales                  | 20 |
| 1985 | Mark Puckett                  | 19 |
| 1986 | Bill Schutt/Clay Hollock      | 17 |
| 1987 | Pat Black/Brett Marshall      | 18 |
| 1988 | Kurt Shipley                  | 23 |
| 1989 | Brian Boesinger               | 19 |
| 1990 | Lucio Chaidez                 | 17 |
| 1991 | Mark Brandenburg              | 8  |
| 1992 | Mark Brandenburg              | 18 |
| 1993 | Kevin Hannah/Travis Driskill  | 17 |
| 1994 | Jeff Peck/Travis Smith        | 18 |
| 1995 | Jimmy Frush                   | 24 |
| 1996 | Jimmy Frush                   | 23 |
| 1997 | Brad Ralston                  | 28 |
| 1998 | Zach Stewart                  | 25 |
| 1999 | Brandon Roberson              | 27 |
| 2000 | Kevin Tracey                  | 16 |
| 2001 | Blake McGinley                | 30 |
| 2002 | Steve Rowe                    | 26 |
| 2003 | Jeff Karstens                 | 24 |
| 2004 | Corey Gerstner/John Milton    | 23 |
| 2005 | Zach Butler                   | 26 |
| 2006 | Dustin Richardson             | 23 |
| 2007 | Collin Auten                  | 21 |
| 2008 | James Leverton                | 31 |
| 2009 | Chad Bettis                   | 23 |
| 2010 | Ben Flora/Jay Johnson         | 25 |
| 2011 | John Neely                    | 30 |
| 2012 | Shane Broyles                 | 23 |
| 2013 | Andre Wheeler                 | 23 |

**SAVES**

|      |                                     |   |
|------|-------------------------------------|---|
| 1973 | Randy Prince/Louis Avery            | 1 |
| 1974 | Jon Davidson                        | 1 |
| 1975 | Lloyd Cummings                      | 2 |
| 1976 | Pat Black                           | 8 |
| 1977 | Mark Johnston                       | 5 |
| 1978 | Mark Johnston                       | 5 |
| 1979 | Mark Johnston/James Miller          | 2 |
| 1980 | N/A                                 | 0 |
| 1981 | Kyle Kahrenthold                    | 9 |
| 1982 | Dan Anderson                        | 2 |
| 1983 | Rusty Lamar                         | 2 |
| 1984 | Mark Puckett                        | 2 |
| 1985 | John Waite/Tim Moore                | 1 |
| 1986 | John Waite                          | 1 |
| 1987 | Bill Schutt                         | 1 |
| 1988 | Kurt Shipley                        | 1 |
| 1989 | Kurt Shipley                        | 1 |
| 1990 | John Macatee/Kevin Kirk/Kyle Guerry | 1 |
| 1991 | Travis Gage/Mark Brandenburg        | 1 |
| 1992 | J.J. Varney/Travis Gage/Joe Davis   | 1 |
| 1993 | Travis Gage                         | 3 |
| 1994 | Travis Smith                        | 2 |
| 1995 | Jimmy Frush                         | 4 |
| 1996 | Jimmy Frush                         | 4 |
| 1997 | Brad Ralston                        | 7 |

|      |                                  |    |
|------|----------------------------------|----|
| 1998 | Brad Ralston                     | 5  |
| 1999 | Brandon Roberson                 | 10 |
| 2000 | Kevin Tracey                     | 7  |
| 2001 | Blake McGinley                   | 8  |
| 2002 | Steve Rowe                       | 8  |
| 2003 | Jeff Karstens                    | 6  |
| 2004 | Corey Gerstner/John Milton       | 3  |
| 2005 | Tanner McElroy/Carleton Hargrove | 4  |
| 2006 | Randy Gattis                     | 3  |
| 2007 | Collin Auten                     | 5  |
| 2008 | Zach Stewart                     | 3  |
| 2009 | Chad Bettis                      | 7  |
| 2010 | Chad Bettis                      | 10 |
| 2011 | John Neely                       | 7  |
| 2012 | Trey Masek                       | 2  |
| 2013 | Jerad McCrummen/Johnathon Tripp  | 3  |

**STRIKEOUTS**

|      |                      |     |
|------|----------------------|-----|
| 1926 | Volney Hill          | 26  |
| 1927 | Roy Waller           | 55  |
| 1928 | Red Howell           | 17  |
| 1929 | Volney Hill          | 19  |
| 1955 | Glenn Webb           | 25  |
| 1956 | Ronnie Bradley       | 33  |
| 1957 | Houston Powell       | 31  |
| 1959 | James Johnson        | 18  |
| 1961 | Mike Bromley         | 37  |
| 1963 | Morris Dudley        | 36  |
| 1964 | Frank Ray            | 28  |
| 1965 | Morris Dudley        | 27  |
| 1966 | David Callerman      | 51  |
| 1967 | David Callerman      | 58  |
| 1968 | Buddy Hampton        | 55  |
| 1969 | Jack Pierce          | 35  |
| 1970 | Ruben Garcia         | 63  |
| 1971 | Ruben Garcia         | 113 |
| 1972 | Ruben Garcia         | 109 |
| 1973 | Randy Prince         | 32  |
| 1974 | Randy Prince         | 35  |
| 1975 | David Runkel         | 46  |
| 1976 | Doug House           | 59  |
| 1977 | Doug House/Pat Black | 92  |
| 1978 | Ricki Hall           | 41  |
| 1979 | James Miller         | 29  |
| 1980 | Steve Ibarguen       | 65  |
| 1981 | Kyle Karenthold      | 60  |
| 1982 | Joe Petty            | 41  |
| 1983 | Mark McDowell        | 41  |
| 1984 | Clay Hollock         | 41  |
| 1985 | Darryl Decker        | 52  |
| 1986 | Bill Schutt          | 58  |
| 1987 | Mike Beiras          | 47  |
| 1988 | Kevin Kirk           | 59  |
| 1989 | Rodney Steph         | 102 |
| 1990 | Lucio Chaidez        | 78  |
| 1991 | Mark Brandenburg     | 87  |
| 1992 | Mark Brandenburg     | 107 |
| 1993 | Travis Driskill      | 120 |
| 1994 | Travis Driskill      | 120 |
| 1995 | Travis Smith         | 97  |
| 1996 | Jimmy Frush          | 116 |
| 1997 | Jason Gooding        | 137 |
| 1998 | Monty Ward           | 151 |
| 1999 | Shane Wright         | 100 |
| 2000 | Kevin Tracey         | 78  |
| 2001 | Brandon Roberson     | 105 |
| 2002 | Nathan Fouts         | 76  |
| 2003 | Fouts/Gooch          | 58  |
| 2004 | Dallas Braden        | 93  |
| 2005 | Billy Carnline       | 62  |
| 2006 | Miles Morgan         | 103 |
| 2007 | AJ Ramos             | 83  |
| 2008 | AJ Ramos             | 52  |
| 2009 | AJ Ramos             | 69  |
| 2010 | Chad Bettis          | 102 |
| 2011 | John Neely           | 56  |
| 2012 | Duke von Schamann    | 60  |
| 2013 | Trey Masek           | 69  |



SEASON BATTING RECORDS

BATTING AVERAGE

Table with 2 columns: Player Name (Year) and Batting Average. Top entries include Doug Ault (1972) at .475 and Jason Totman (1995) at .435.

AT-BATS

Table with 2 columns: Player Name (Year) and At-Bats. Top entries include Matt Kastelic (1996) at 269 and Joe Dillon (1996) at 267.

HITS

Table with 2 columns: Player Name (Year) and Hits. Top entries include Matt Kastelic (1996) at 114 and Clint Bryant (1995) at 109.

DOUBLES

Table with 2 columns: Player Name (Year) and Doubles. Top entries include Jason Landreth (1997) at 29 and Scott LeJeune (2010) at 28.

TRIPLES

Table with 2 columns: Player Name (Year) and Triples. Top entries include Jason Rainey (2000) at 9 and Jamodrick McGruder (2012) at 8.

HOME RUNS

Table with 2 columns: Player Name (Year) and Home Runs. Top entries include Joe Dillon (1997) at 33 and John Grimes (1984) at 24.

RBI

Table with 2 columns: Player Name (Year) and RBI. Top entries include Clint Bryant (1996) at 100 and Clint Bryant (1995) at 93.

RUNS SCORED

Table with 2 columns: Player Name (Year) and Runs Scored. Top entries include Keith Ginter (1998) at 97 and Stubby Clapp (1996) at 97.

TOTAL BASES

Table with 2 columns: Player Name (Year) and Total Bases. Top entries include Joe Dillon (1997) at 215 and Clint Bryant (1995) at 189.

SLUGGING PERCENTAGE

Table with 2 columns: Player Name (Year) and Slugging Percentage. Top entries include Joe Dillon (1997) at .939 and John Grimes (1984) at .853.

ON BASE PERCENTAGE

Table with 2 columns: Player Name (Year) and On Base Percentage. Top entries include George Kilford (1993) at .600 and Jason Totman (1995) at .560.

WALKS

Table with 2 columns: Player Name (Year) and Walks. Top entries include Keith Ginter (1998) at 78 and Stubby Clapp (1996) at 66.

HIT BY PITCH

Table with 2 columns: Player Name (Year) and Hit By Pitch. Top entries include Nick Blankenship (2002) at 28 and Jamodrick McGruder (2011) at 25.

STOLEN BASES

Table with 2 columns: Player Name (Year) and Stolen Bases. Top entries include Matt Kastelic (1996) at 51 and Matt Kastelic (1995) at 46.

ERRORS

Table with 2 columns: Player Name (Year) and Errors. Top entries include Cameron Blair (2005) at 30 and Clint Bryant (1995) at 24.

ASSISTS

Table with 2 columns: Player Name (Year) and Assists. Top entries include Gera Alvarez (2001) at 242 and Shaun Larkin (2000) at 219.

GAMES PLAYED

Table with 2 columns: Player Name (Year) and Games Played. Top entries include Dion Ruecker (1995) at 65 and Clint Bryant (1995) at 65.

GAMES STARTED

Table with 2 columns: Player Name (Year) and Games Started. Top entries include Clint Bryant (1995) at 65 and Clint Bryant (1996) at 64.



CAREER BATTING RECORDS

BATTING AVERAGE

|                              |      |
|------------------------------|------|
| 1. Doug Ault (1971-72)       | .418 |
| 2. Jason Totman (1994-95)    | .407 |
| 3. Keith Ginter (1997-98)    | .399 |
| 4. Matt Kastelic (1995-96)   | .389 |
| 5. Mike Humphreys (1985-88)  | .382 |
| 6. Scooter Jordan (2002-03)  | .375 |
| Ryan Ruiz (1998-99)          | .375 |
| 8. Brandon Buckley (1997-98) | .374 |
| 9. Clint Bryant (1993-96)    | .371 |
| 10. John Vidales (1985-86)   | .367 |

AT-BATS

|                               |     |
|-------------------------------|-----|
| 1. Clint Bryant (1993-96)     | 918 |
| 2. Taylor Ashby (2007-10)     | 782 |
| 3. Randy DuRoss (1992-95)     | 751 |
| 4. Josh Bard (1997-99)        | 733 |
| 5. Joey Kenworthy (2007-10)   | 721 |
| 6. Scott LeJeune (2009-13)    | 705 |
| 7. Roger Kieschnick (2006-08) | 689 |
| 8. Barrett Barnes (2010-12)   | 637 |
| 9. Madison Edwards (2002-05)  | 608 |
| 10. Cody Fuller (2002-05)     | 605 |

HITS

|                               |     |
|-------------------------------|-----|
| 1. Clint Bryant (1993-96)     | 341 |
| 2. Josh Bard (1997-99)        | 268 |
| 3. Randy DuRoss (1992-95)     | 235 |
| 4. Taylor Ashby (2007-10)     | 228 |
| 5. Roger Kieschnick (2006-08) | 222 |
| 6. Mike Humphreys (1985-88)   | 221 |
| 7. Joey Kenworthy (2007-10)   | 218 |
| 8. Scott LeJeune (2009-13)    | 215 |
| 9. Barrett Barnes (2010-12)   | 203 |
| Matt Kastelic (1995-96)       | 203 |

DOUBLES

|                               |    |
|-------------------------------|----|
| 1. Josh Bard (1997-99)        | 73 |
| Clint Bryant (1993-96)        | 73 |
| 3. Scott LeJeune (2009-13)    | 58 |
| 4. Roger Kieschnick (2005-08) | 54 |
| 5. Barrett Barnes (2010-12)   | 51 |
| 6. Taylor Ashby (2007-10)     | 48 |
| Keith Ginter (1997-98)        | 48 |
| 8. Jason Landreth (1997-98)   | 45 |
| 9. Joey Kenworthy (2007-10)   | 43 |
| David Lindstrom (1994-96)     | 43 |

TRIPLES

|                                 |    |
|---------------------------------|----|
| 1. Ronnie Mattson (1973-76)     | 18 |
| 2. Jeff Boydston (1988-92)      | 17 |
| Gary Ashby (1974-77)            | 17 |
| 4. Jason Rainey (2000-01)       | 16 |
| 5. Jamodrick McGruder (2010-12) | 15 |
| 6. Robin Harriss (1993-94)      | 14 |
| Clint Bryant (1993-96)          | 14 |
| Donald Harris (1988-89)         | 14 |
| Jason Huth (1997-99)            | 14 |
| Madison Edwards (2002-05)       | 14 |

HOME RUNS

|                               |    |
|-------------------------------|----|
| 1. Clint Bryant (1993-96)     | 44 |
| 2. Josh Bard (1997-99)        | 43 |
| Joe Dillon (1996-97)          | 43 |
| 4. Mike Humphreys (1985-88)   | 41 |
| 5. Roger Kieschnick (2006-08) | 39 |
| 6. Dion Ruecker (1995-96)     | 37 |
| John Grimes (1982-85)         | 37 |
| 8. Keith Ginter (1997-98)     | 34 |
| 9. Barrett Barnes (2010-12)   | 33 |
| 10. Todd Howey (1983-85)      | 32 |

RBI

|                               |     |
|-------------------------------|-----|
| 1. Clint Bryant (1993-96)     | 271 |
| 2. Josh Bard (1997-99)        | 232 |
| 3. Mike Humphreys (1985-88)   | 192 |
| 4. Randy DuRoss (1992-95)     | 164 |
| 5. Roger Kieschnick (2006-08) | 156 |
| Joe Dillon (1996-97)          | 156 |
| 7. Dion Ruecker (1995-96)     | 150 |
| 8. Scott LeJeune (2009-13)    | 144 |
| 9. John Grimes (1980-83)      | 143 |
| 10. Cameron Blair (2004-05)   | 141 |
| David Lindstrom (1994-95)     | 141 |
| Ronnie Mattson (1973-76)      | 141 |

RUNS SCORED

|                             |     |
|-----------------------------|-----|
| 1. Clint Bryant (1993-96)   | 271 |
| 2. Mike Humphreys (1985-88) | 192 |
| 3. Keith Ginter (1997-98)   | 190 |
| 4. Randy DuRoss (1992-95)   | 187 |
| 5. Barrett Barnes (2010-12) | 171 |
| 6. Josh Bard (1997-99)      | 165 |
| 7. Cody Fuller (2002-05)    | 160 |
| Kevin Lowery (1985-88)      | 160 |
| 9. Joey Kenworthy (2007-10) | 151 |
| Roger Kieschnick (2006-08)  | 151 |

TOTAL BASES

|                               |     |
|-------------------------------|-----|
| 1. Clint Bryant (1993-96)     | 574 |
| 2. Josh Bard (1997-99)        | 478 |
| 3. Roger Kieschnick (2006-08) | 413 |
| 4. Mike Humphreys (1986-88)   | 392 |
| 5. Barrett Barnes (2010-12)   | 371 |
| 6. Randy DuRoss (1992-95)     | 356 |
| 7. Joe Dillon (1996-97)       | 352 |
| 8. Keith Ginter (1997-98)     | 347 |
| 9. Dion Ruecker (1995-96)     | 318 |
| 10. Jason Landreth (1997-98)  | 313 |

SLUGGING PERCENTAGE

|                             |      |
|-----------------------------|------|
| 1. Jon Weber (1999)         | .732 |
| 2. Keith Ginter (1997-98)   | .726 |
| 3. Jason Landreth (1997-98) | .713 |
| 4. Joe Dillon (1996-97)     | .710 |
| 5. John Grimes (1980-84)    | .688 |
| 6. Mike Humphreys (1986-88) | .678 |
| 7. Kevin Jordan (1998-99)   | .662 |
| 8. Josh Bard (1997-99)      | .652 |
| 9. John Vidales (1984-86)   | .649 |
| 10. Cameron Blair (2004-05) | .641 |

WALKS

|                                 |     |
|---------------------------------|-----|
| 1. Clint Bryant (1993-96)       | 140 |
| 2. Keith Ginter (1997-98)       | 129 |
| 3. Randy DuRoss (1992-95)       | 123 |
| 4. Mike Humphreys (1986-88)     | 116 |
| 5. Bryan Cowan (1974-77)        | 115 |
| 6. Barrett Barnes (2010-12)     | 113 |
| 7. Jamodrick McGruder (2010-12) | 110 |
| 8. Kevin Lowery (1985-88)       | 107 |
| 9. Madison Edwards (2002-05)    | 99  |
| 10. Jason Landreth (1997-98)    | 94  |
| Jeff Boydston (1990-92)         | 94  |

STOLEN BASES

|                                 |    |
|---------------------------------|----|
| 1. Matt Kastelic (1995-96)      | 97 |
| 2. Jamodrick McGruder (2010-12) | 90 |
| 3. Jeff Boydston (1988-92)      | 86 |
| 4. Cody Fuller (2002-05)        | 83 |
| 5. Clint Bryant (1993-96)       | 73 |
| Kent Blassingame (1991-92)      | 73 |
| 7. Willie Rueda (2006-09)       | 59 |
| 8. Ryan Ruiz (1998-99)          | 57 |
| 9. Keith Ginter (1997-98)       | 56 |
| 10. Barrett Barnes (2010-12)    | 50 |

GAMES PLAYED

|                              |     |
|------------------------------|-----|
| 1. Clint Bryant (1993-96)    | 240 |
| 2. Taylor Ashby (2007-10)    | 216 |
| 3. Madison Edwards (2002-05) | 212 |
| 4. Randy DuRoss (1992-95)    | 195 |
| 5. Joey Kenworthy (2007-10)  | 194 |
| 6. Cody Fuller (2002-05)     | 193 |
| 7. Scott LeJeune (2009-13)   | 189 |
| 8. Josh Bard (1997-99)       | 177 |
| 9. Mark Austray (1998-00)    | 172 |
| Kevin Lowery (1977-80)       | 172 |
| Bryan Cowan (1974-77)        | 172 |





SEASON PITCHING RECORDS

APPEARANCES

Table with 2 columns: Rank and Name (Year) with Appearances. Includes James Leverton (2008) with 31 appearances, John Neely (2011) with 30, Blake McGinley (2001) with 30, Brad Ralston (1997) with 28, Steve Rowe (2000) with 27, Kevin Tracey (2000) with 27, Brandon Roberson (1999) with 27, Jerad McCrummen (2011) with 26, Brian Cloud (2008) with 26, Zach Butler (2005) with 26, and Steve Rowe (2002) with 26.

WINS

Table with 2 columns: Rank and Name (Year) with Wins. Includes Shane Wright (1998) with 14 wins, Brandon Roberson (2001) with 13, Matt Miller (1996) with 12, Mark Brandenburg (1991) with 12, Chris Phillips (2001) with 11, Jason Gooding (1997) with 11, Matt Miller (1995) with 11, Ryan Nye (1994) with 11, and Several with 10.

INNINGS PITCHED

Table with 2 columns: Rank and Name (Year) with Innings Pitched. Includes Shane Wright (1998) with 152.2, Mark Brandenburg (1991) with 147.1, Mark Brandenburg (1992) with 146.0, Chris Phillips (2001) with 137.1, Kevin Tracey (2000) with 127.2, Shane Wright (1999) with 126.0, Travis Driskill (1993) with 120.2, Travis Smith (1995) with 118.1, Brandon Roberson (2001) with 116.1, Jason Gooding (1997) with 116.0, and Ryan Nye (1994) with 116.0.

ERA (min. 20.0 IP)

Table with 2 columns: Rank and Name (Year) with ERA. Includes Ruben Garcia (1971) with 0.74, Randy Prince (1973) with 1.12, Steve Rowe (2002) with 1.51, Jack Pierce (1969) with 1.51, Kevin Kirk (1992) with 1.61, Pat Abbott (1967) with 1.65, Trey Masek (2013) with 1.82, Phil Stephenson (1967) with 2.00, David Callerman (1967) with 2.03, and Duke von Schamann (2012) with 2.08.

ERA (since 1974, aluminum bats - min. 20 IP)

Table with 2 columns: Rank and Name (Year) with ERA. Includes Steve Rowe (2002) with 1.51, Kevin Kirk (1992) with 1.61, Trey Masek (2013) with 1.82, Duke von Schamann (2012) with 2.08, Ryan Nye (1994) with 2.25, Tanner McElroy (2005) with 2.28, Jimmy Frush (1994) with 2.39, Brandon Roberson (1999) with 2.45, J.J. Varney (1992) with 2.48, and Pat Black (1989) with 2.57.

COMPLETE GAMES

Table with 2 columns: Rank and Name (Year) with Complete Games. Includes Shane Wright (1998) with 13, Mark Brandenburg (1992) with 12, Kevin Tracey (2000) with 10, Travis Driskill (1993) with 9, Mark McDowell (1983) with 9, Kyle Karenthold (1981) with 9, Rodney Steph (1991) with 8, Doug House (1977) with 8, Ruben Garcia (1971) with 8, and Several with 7.

SHUTOUTS

Table with 2 columns: Rank and Name (Year) with Shutouts. Includes Ruben Garcia (1971) with 5, Mark Brandenburg (1991) with 4, Bubba Johnson (1990) with 4, and Jason Gooding (1997) with 3.

STRIKEOUTS

Table with 2 columns: Rank and Name (Year) with Strikeouts. Includes Monty Ward (1998) with 151, Jason Gooding (1997) with 137, Travis Driskill (1993) with 120, Monty Ward (1997) with 117, Shane Wright (1998) with 116, Jimmy Frush (1996) with 116, Matt Miller (1996) with 113, Ruben Garcia (1971) with 113, Ryan Nye (1994) with 109, and Ruben Garcia (1972) with 109.

WALKS ALLOWED

Table with 2 columns: Rank and Name (Year) with Walks Allowed. Includes Mike Beiras (1988) with 69, Rodney Steph (1989) with 60, Clay Hollock (1986) with 60, Mike Beiras (1987) with 57, Matt Miller (1996) with 56, Matt Miller (1995) with 55, Lucio Chaidez (1990) with 55, Rodney Steph (1988) with 53, and Randy Prince (1974) with 53.

HITS ALLOWED

Table with 2 columns: Rank and Name (Year) with Hits Allowed. Includes Shane Wright (1998) with 166, Kevin Tracey (2000) with 156, Mark Brandenburg (1992) with 145, Cory Metzler (2000) with 144, Mark Brandenburg (1991) with 143, Shane Wright (1999) with 140, Chris Phillips (2001) with 139, Travis Smith (1995) with 137, Steve Gooch (2003) with 120, and Chris Phillips (2002) with 118.

EARNED RUNS ALLOWED

Table with 2 columns: Rank and Name (Year) with Earned Runs Allowed. Includes Clay Hollock (1984) with 74, Cory Metzler (2000) with 70, Rodney Steph (1989) with 67, Chris Phillips (2001) with 63, Mark Brandenburg (1991) with 63, Mike Beiras (1987) with 63, John Vidales (1986) with 61, Mike Beiras (1988) with 60, Craig Chapin (1986) with 60, and Kevin Tracey (2000) with 59.

GAMES STARTED

Table with 2 columns: Rank and Name (Year) with Games Started. Includes Nathan Fouts (2002) with 19, Chris Phillips (2001) with 18, Shane Wright (1998) with 18, Mark Brandenburg (1992) with 18, Mark Brandenburg (1991) with 18, Miles Morgan (2006) with 17, Dallas Braden (2004) with 17, Shane Wright (1999) with 17, Matt Miller (1996) with 17, Lucio Chaidez (1990) with 17, and Rodney Steph (1989) with 17.

LOSSES

Table with 2 columns: Rank and Name (Year) with Losses. Includes Kyle Guerry (1989) with 9, Steven Thomas (2004) with 8, Lucio Chaidez (1990) with 8, Bubba Johnson (1990) with 8, and Several with 7.

SAVES

Table with 2 columns: Rank and Name (Year) with Saves. Includes Chad Bettis (2010) with 10, Brandon Roberson (1999) with 10, Steve Rowe (2002) with 8, Blake McGinley (2001) with 8, Tom Black (1976) with 8, John Neely (2011) with 7, Chad Bettis (2009) with 7, Kevin Tracey (2000) with 7, Brad Ralston (1997) with 7, and Jeff Karstens (2003) with 6.

WINNING PERCENTAGE (min. 10 decisions)

Table with 2 columns: Rank and Name (Year) with Winning Percentage. Includes Jason Gooding (11-0/1997) with 1.000, Shane Wright (14-1/1998) with .933, John Neely (9-1/2011) with .900, Kevin Tracey (9-1/1999) with .900, Matt Miller (12-2/1996) with .857, Steve Rowe (10-2/2002) with .833, Shane Wright (10-2/1997) with .833, Brad Ralston (9-2/1999) with .818, Brandon Roberson (13-3/2001) with .812, and Ruben Garcia (8-2/1971) with .800.

WINNING PERCENTAGE (min. 4 decisions)

Table with 2 columns: Rank and Name (Year) with Winning Percentage. Includes Steve Rowe (6-0/2000) with 1.000, Jason Gooding (11-0/1997) with 1.000, David Therneau (6-0/1997) with 1.000, Mark LePori (6-0/1976) with 1.000, Brian Boesiger (4-0/1989) with 1.000, Lloyd Cummings (4-0/1975) with 1.000, Shane Wright (14-1/1998) with .933, John Neely (9-1/2011) with .900, and Kevin Tracey (9-1/1999) with .900.

WILD PITCHES

Table with 2 columns: Rank and Name (Year) with Wild Pitches. Includes Jason Gooding (1997) with 13, Kevin Kirk (1991) with 13, Lucio Chaidez (1990) with 13, Miles Morgan (2006) with 12, Rodney Steph (1989) with 12, Khris Segrist (1986) with 12, Brett Bruening (2010) with 10, and Kevin Kirk (1988) with 10.



**CAREER PITCHING RECORDS**

**APPEARANCES**

|                               |    |
|-------------------------------|----|
| 1. Steve Rowe (1999-02)       | 86 |
| 2. Brad Ralston (1996-99)     | 85 |
| 3. Jimmy Frush (1994-97)      | 82 |
| 4. Ben Flora (2009-12)        | 79 |
| 5. Zach Stewart (1996-99)     | 77 |
| 6. Brian Cloud (2006-09)      | 74 |
| 7. Jerad McCrummen (2011-13)  | 70 |
| 8. Jeff Peck (1994-97)        | 66 |
| 9. Rodney Steph (1988-91)     | 65 |
| 10. Brennan Stewart (2009-12) | 63 |

**WINS**

|                            |    |
|----------------------------|----|
| 1. Shane Wright (1997-99)  | 34 |
| 2. Matt Miller (1994-96)   | 25 |
| 3. Steve Rowe (1999-02)    | 21 |
| Jimmy Frush (1994-97)      | 21 |
| Mark Brandenburg (1991-92) | 21 |
| Rodney Steph (1988-91)     | 21 |
| Ruben Garcia (1970-72)     | 21 |
| 8. Monty Ward (1996-98)    | 20 |
| 9. Jeff Peck (1994-97)     | 19 |
| 10. Kevin Tracey (1999-00) | 18 |
| Brad Ralston (1996-99)     | 18 |
| Travis Smith (1994-95)     | 18 |
| John Macatee (1990-93)     | 18 |

**INNINGS PITCHED**

|                               |       |
|-------------------------------|-------|
| 1. Shane Wright (1997-99)     | 368.2 |
| 2. Rodney Steph (1988-91)     | 335.0 |
| 3. Mark Brandenburg (1991-92) | 292.1 |
| 4. Steve Gooch (2002-04)      | 271.0 |
| 5. Monty Ward (1996-98)       | 270.2 |
| 6. AJ Ramos (2006-09)         | 254.0 |
| 7. Matt Miller (1994-96)      | 239.2 |
| 8. Jimmy Frush (1994-97)      | 236.0 |
| 9. Brad Ralston (1996-99)     | 235.1 |
| 10. Ruben Garcia (1979-73)    | 231.1 |

**ERA (min. 40 IP)**

|                                |      |
|--------------------------------|------|
| 1. David Callerman (1966-67)   | 1.57 |
| 2. Ruben Garcia (1970-73)      | 2.06 |
| 3. J.J. Varney (1992-93)       | 2.23 |
| 4. Ryan Nye (1994)             | 2.25 |
| 5. Duke von Schamann (2011-12) | 2.67 |
| 6. Mark Brandenburg (1991-92)  | 3.02 |
| 7. Travis Gage (1991-93)       | 3.13 |
| 8. Trey Masek (2011-13)        | 3.21 |
| 9. Travis Driskill (1991-93)   | 3.37 |
| 10. Brandon Roberson (1999-01) | 3.40 |

**ERA (since 1974, aluminum bats - min. 40 IP)**

|                                |      |
|--------------------------------|------|
| 1. J.J. Varney (1992-93)       | 2.23 |
| 2. Ryan Nye (1994)             | 2.25 |
| 3. Duke von Schamann (2011-12) | 2.67 |
| 4. Mark Brandenburg (1991-92)  | 3.02 |
| 5. Travis Gage (1991-93)       | 3.13 |
| 6. Trey Masek (2011-13)        | 3.21 |
| 7. Travis Driskill (1991-93)   | 3.37 |
| 8. Brandon Roberson (1999-01)  | 3.40 |
| 9. Shane Wright (1997-99)      | 3.42 |
| Doug House (1976-77)           | 3.42 |

**COMPLETE GAMES**

|                               |    |
|-------------------------------|----|
| 1. Shane Wright (1997-99)     | 24 |
| 2. Mark Brandenburg (1991-92) | 16 |
| 3. Rodney Steph (1988-91)     | 15 |
| 4. Kevin Tracey (1999-00)     | 14 |
| 5. Doug House (1976-77)       | 13 |
| Ruben Garcia (1970-73)        | 13 |
| 7. Mark McDowell (1980-83)    | 12 |
| Jon Davidson (1974-75)        | 12 |
| 9. Chris Phillips (2001-02)   | 10 |
| 10. Matt Miller (1994-96)     | 9  |
| Travis Smith (1994-95)        | 9  |
| Travis Driskill (1991-93)     | 9  |
| Kyle Fahrenthold (1980-81)    | 9  |
| Randy Prince (1972-75)        | 9  |
| Gary Washington (1969-72)     | 9  |

**STRIKEOUTS**

|                                |     |
|--------------------------------|-----|
| 1. Monty Ward (1996-98)        | 356 |
| 2. Ruben Garcia (1970-73)      | 304 |
| 3. Shane Wright (1997-99)      | 281 |
| 4. Brad Ralston (1996-99)      | 263 |
| 5. Rodney Steph (1988-91)      | 246 |
| 6. AJ Ramos (2006-09)          | 241 |
| 7. Jimmy Frush (1994-97)       | 239 |
| 8. Matt Miller (1994-96)       | 213 |
| 9. Chad Bettis (2008-10)       | 208 |
| 10. Mark Brandenburg (1991-92) | 194 |

**WALKS**

|                           |     |
|---------------------------|-----|
| 1. Rodney Steph (1988-91) | 167 |
| 2. Clay Hollock (1984-86) | 151 |
| 3. Matt Miller (1994-96)  | 138 |
| 4. AJ Ramos (2006-09)     | 132 |
| 5. Mike Beiras (1987-88)  | 126 |
| 6. Monty Ward (1996-98)   | 113 |
| 7. Brad Ralston (1996-99) | 112 |
| 8. Kevin Kirk (1988-91)   | 107 |
| 9. Ruben Garcia (1970-73) | 98  |
| 10. Bill Schutt (1986-87) | 91  |

**EARNED RUNS ALLOWED**

|                             |     |
|-----------------------------|-----|
| 1. Rodney Steph (1988-91)   | 180 |
| 2. AJ Ramos (2006-09)       | 156 |
| 3. Monty Ward (1996-98)     | 144 |
| 4. Shane Wright (1997-99)   | 140 |
| 5. Steve Gooch (2002-04)    | 136 |
| 6. Matt Miller (1994-96)    | 121 |
| 7. Jeff Peck (1994-97)      | 117 |
| 8. Brad Ralston (1996-99)   | 113 |
| 9. Chris Phillips (2001-02) | 110 |
| 10. Cory Metzler (2000-01)  | 108 |

**GAMES STARTED**

|                               |    |
|-------------------------------|----|
| 1. Shane Wright (1997-99)     | 47 |
| 2. AJ Ramos (2006-09)         | 44 |
| Rodney Steph (1988-91)        | 44 |
| 4. Monty Ward (1996-98)       | 41 |
| 5. Steve Gooch (2002-04)      | 39 |
| 6. Matt Miller (1994-96)      | 38 |
| 7. John Macatee (1990-93)     | 37 |
| Ruben Garcia (1970-73)        | 37 |
| 9. Mark Brandenburg (1991-92) | 36 |
| 10. Jeff Peck (1994-97)       | 33 |

**LOSSES**

|                               |    |
|-------------------------------|----|
| 1. Rodney Steph (1988-91)     | 21 |
| 2. AJ Ramos (2006-09)         | 16 |
| 3. Nathan Fouts (2002-03)     | 13 |
| Kevin Kirk (1988-91)          | 13 |
| 5. Mike Beiras (1987-88)      | 12 |
| 6. Mark Brandenburg (1991-92) | 11 |
| Clay Hollock (1984-86)        | 11 |
| 8. Several with               | 10 |

**SAVES**

|                             |    |
|-----------------------------|----|
| 1. Chad Bettis (2008-10)    | 17 |
| 2. Brad Ralston (1996-99)   | 14 |
| 3. Steve Rowe (1999-02)     | 10 |
| Brandon Roberson (1999-01)  | 10 |
| 5. John Neely (2010-12)     | 9  |
| 6. Blake McGinley (2000-01) | 8  |
| Jimmy Frush (1994-97)       | 8  |
| Tom Black (1976-77)         | 8  |
| 9. Kevin Tracey (1999-00)   | 7  |
| Mark Johnston (1976-79)     | 7  |

**WINNING PERCENTAGE (at least 20 decisions)**

|                               |           |
|-------------------------------|-----------|
| 1. Steve Rowe (1999-02)       | 21-3/.875 |
| 2. Shane Wright (1997-99)     | 34-7/.829 |
| 3. Matt Miller (1994-96)      | 25-7/.781 |
| 4. Jeff Peck (1994-97)        | 19-6/.760 |
| 5. Travis Smith (1994-95)     | 18-6/.750 |
| Travis Driskill (1991-93)     | 15-5/.750 |
| 7. Jimmy Frush (1994-97)      | 21-8/.724 |
| 8. Brandon Roberson (1999-01) | 16-7/.695 |
| 9. Kevin Tracey (1999-00)     | 18-8/.692 |
| John Macatee (1990-93)        | 18-8/.692 |

**WINNING PERCENTAGE (at least 10 decisions)**

|                             |              |
|-----------------------------|--------------|
| 1. Jason Gooding (1997)     | 11-0 / .1000 |
| 2. Steve Rowe (1999-02)     | 21-3/.875    |
| 3. Shane Wright (1997-99)   | 34-7/.829    |
| 4. Kevin Hannah (1993-94)   | 9-2/.818     |
| 5. Corey Gerstner (2003-04) | 11-3/.786    |
| Ryan Brewer (1995-96)       | 11-3/.786    |
| Ryan Nye (1994)             | 11-3/.786    |
| 8. Matt Miller (1994-96)    | 25-7/.781    |
| 9. Travis Smith (1994-95)   | 18-6/.750    |
| Travis Driskill (1991-93)   | 15-5/.750    |



TEAM RECORDS

GAMES

Table with 2 columns: Rank (1-10) and Year (1988-1998)

BATTING AVERAGE

Table with 2 columns: Rank (1-10) and Year (1984-2004)

RUNS SCORED

Table with 2 columns: Rank (1-10) and Year (1986-2000)

HITS

Table with 2 columns: Rank (1-10) and Year (1996-2006)

AT-BATS

Table with 2 columns: Rank (1-10) and Year (1995-2006)

SINGLES

Table with 2 columns: Rank (1-10) and Year (1997-2003)

DOUBLES

Table with 2 columns: Rank (1-10) and Year (1995-2008)

TRIPLES

Table with 2 columns: Rank (1-10) and Year (1975-2004)

HOME RUNS

Table with 2 columns: Rank (1-10) and Year (1985-1997)

RBI

Table with 2 columns: Rank (1-10) and Year (1984-2000)

STOLEN BASES

Table with 2 columns: Rank (1-10) and Year (1992-2004)

BASE ON BALLS

Table with 2 columns: Rank (1-10) and Year (1991-1995)

STRIKEOUTS

Table with 2 columns: Rank (1-10) and Year (1997-2007)

TOTAL BASES

Table with 2 columns: Rank (1-10) and Year (1995-1999)

ON-BASE PERCENTAGE

Table with 2 columns: Rank (1-7) and Year (1986-1993)

FEWEST ERRORS

Table with 2 columns: Rank (1-10) and Year (1987-2003)

ASSISTS

Table with 2 columns: Rank (1-10) and Year (1999-2011)

FIELDING PERCENTAGE

Table with 2 columns: Rank (1-10) and Year (1995-2013)

WINS

Table with 2 columns: Rank (1-10) and Year (1994-2004)

LOSSES

Table with 2 columns: Rank (1-10) and Year (1990-2006)

SAVES

Table with 2 columns: Rank (1-10) and Year (1997-2004)

COMPLETE GAMES

Table with 2 columns: Rank (1-7) and Year (1976-1998)

ERA

Table with 2 columns: Rank (1-10) and Year (1972-1994)

INNINGS PITCHED

Table with 2 columns: Rank (1-10) and Year (1995-2005)

SHUTOUTS

Table with 2 columns: Rank (1-5) and Year (1986-1995)

FEWEST BASE ON BALLS

Table with 2 columns: Rank (1-10) and Year (1967-2002)

HIT-BY-PITCH

Table with 2 columns: Rank (1-10) and Year (1995-2007)

STRIKEOUTS

Table with 2 columns: Rank (1-10) and Year (1995-2006)





SEASON RECORDS - BIG 12 GAMES ONLY

**BATTING AVERAGE**

- 1. Austin Cranford (2001) \_\_\_\_\_ .449
- 2. Chaz Eiguren (1999) \_\_\_\_\_ .442
- 3. Josh Bard (1998) \_\_\_\_\_ .433
- Keith Ginter (1997) \_\_\_\_\_ .433
- 5. Ryan Ruiz (1998) \_\_\_\_\_ .422
- 6. Joe Dillon (1997) \_\_\_\_\_ .413

**AT-BATS**

- 1. Nick Blankenship (2001) \_\_\_\_\_ 134
- 2. Shaun Larkin (2000) \_\_\_\_\_ 128
- 3. Scott Holzhauser (2000) \_\_\_\_\_ 126
- 4. Chaz Eiguren (2000) \_\_\_\_\_ 123
- Kevin Jordan (1998) \_\_\_\_\_ 123
- 6. Josh Bard (1998) \_\_\_\_\_ 120

**HITS**

- 1. Josh Bard (1998) \_\_\_\_\_ 52
- 2. Nick Blankenship (2001) \_\_\_\_\_ 48
- 3. Marco Cunningham (2000) \_\_\_\_\_ 42
- 4. Jamodrick McGruder (2010) \_\_\_\_\_ 40
- Austin Cranford (2001) \_\_\_\_\_ 40
- 6. Willie Rueda (2008) \_\_\_\_\_ 38
- Ryan Ruiz (1998) \_\_\_\_\_ 38
- 8. Barrett Barnes (2010) \_\_\_\_\_ 37
- Scott LeJeune (2010) \_\_\_\_\_ 37
- Michael Reed (2010) \_\_\_\_\_ 37

**DOUBLES**

- 1. Jason Landreth (1997) \_\_\_\_\_ 16
- 2. Joe Dillon (1997) \_\_\_\_\_ 15
- 3. Scott LeJeune (2010) \_\_\_\_\_ 14
- Brennan Burns (1998) \_\_\_\_\_ 14
- 5. Keith Ginter (1998) \_\_\_\_\_ 13
- 6. Brandon Toro (1997) \_\_\_\_\_ 12
- 7. Josh Bard (1997, 1998) \_\_\_\_\_ 11
- Keith Ginter (1997) \_\_\_\_\_ 11
- 9. Barrett Barnes (2010) \_\_\_\_\_ 10

**TRIPLES**

- 1. Jake Barrios (2013) \_\_\_\_\_ 4
- Josh Haney (2004) \_\_\_\_\_ 4
- Jason Rainey (2000) \_\_\_\_\_ 4
- Jon Weber (1999) \_\_\_\_\_ 4
- 5. Several with \_\_\_\_\_ 3

**HOME RUNS**

- 1. Joe Dillon (1997) \_\_\_\_\_ 15
- 2. Josh Bard (1998) \_\_\_\_\_ 12
- 3. Cameron Blair (2005) \_\_\_\_\_ 10
- 4. Kevin Jordan (1998) \_\_\_\_\_ 9
- 5. Jeremy Mayo (2009) \_\_\_\_\_ 8
- Keith Ginter (1999) \_\_\_\_\_ 8
- 7. Barrett Barnes (2010) \_\_\_\_\_ 7

**RBI**

- 1. Josh Bard (1999) \_\_\_\_\_ 50
- 2. Joe Dillon (1997) \_\_\_\_\_ 43
- 3. Josh Brady (2004) \_\_\_\_\_ 36
- 4. Chris Richburg (2009) \_\_\_\_\_ 35
- 5. Chaz Eiguren (1999) \_\_\_\_\_ 34

**RUNS SCORED**

- 1. Keith Ginter (1997) \_\_\_\_\_ 45
- 2. Joe Dillon (1997) \_\_\_\_\_ 41
- 3. Jason Landreth (1997) \_\_\_\_\_ 39
- 4. Barrett Barnes (2010) \_\_\_\_\_ 34
- Marco Cunningham (2000) \_\_\_\_\_ 34
- 6. Josh Bard (1997) \_\_\_\_\_ 32

**TOTAL BASES**

- 1. Joe Dillon (1997) \_\_\_\_\_ 112
- 2. Josh Bard (1998) \_\_\_\_\_ 98
- 3. Keith Ginter (1997) \_\_\_\_\_ 96
- 4. Kevin Jordan (1998) \_\_\_\_\_ 75
- 5. Brandon Toro (1997) \_\_\_\_\_ 74
- 6. Nick Blankenship (2001) \_\_\_\_\_ 73
- 7. Barrett Barnes (2010) \_\_\_\_\_ 69

**WALKS**

- 1. Keith Ginter (1998) \_\_\_\_\_ 33
- 2. Jason Landreth (1997) \_\_\_\_\_ 31
- 3. Barrett Barnes (2010) \_\_\_\_\_ 24
- Scooter Jordan (2002) \_\_\_\_\_ 24
- 5. Jon Slack (2002) \_\_\_\_\_ 22
- Chad Landry (2001) \_\_\_\_\_ 22
- Marco Cunningham (2000) \_\_\_\_\_ 22
- 8. Cameron Blair (2005) \_\_\_\_\_ 21

**HIT-BY-PITCH**

- 1. Jamodrick McGruder (2011) \_\_\_\_\_ 12
- 2. Nick Blankenship (2002) \_\_\_\_\_ 9
- 3. Eric Gutierrez (2013) \_\_\_\_\_ 8
- Cody Fuller (2004) \_\_\_\_\_ 8
- 5. Anthony Arnerich (2001) \_\_\_\_\_ 6
- Shaun Larkin (2000) \_\_\_\_\_ 6
- 7. Several with \_\_\_\_\_ 5

**STOLEN BASES**

- 1. Ryan Ruiz (1999) \_\_\_\_\_ 17
- 2. Cody Fuller (2004) \_\_\_\_\_ 16
- 3. Jamodrick McGruder (2010) \_\_\_\_\_ 14
- 4. Brett Bell (2013) \_\_\_\_\_ 13
- Josh Brady (2004) \_\_\_\_\_ 13
- Cody Fuller (2003) \_\_\_\_\_ 13
- Gera Alvarez (2002) \_\_\_\_\_ 13
- Jason Rainey (2000) \_\_\_\_\_ 13
- 9. Willie Rueda (2008) \_\_\_\_\_ 12
- Jon Slack (2002) \_\_\_\_\_ 12
- Kerry Hodges (2001) \_\_\_\_\_ 12
- Joe Dillon (1997) \_\_\_\_\_ 12

**GAMES PLAYED**

- 1. Several with \_\_\_\_\_ 30
- 2. Josh Bard (1999) \_\_\_\_\_ 29
- 3. Several with \_\_\_\_\_ 27

**GAMES STARTED**

- 1. Several with \_\_\_\_\_ 30
- 2. Mark Austray (1998) \_\_\_\_\_ 29
- 3. Jason Huth (1999) \_\_\_\_\_ 28
- Miles Durham (1998) \_\_\_\_\_ 28
- Kevin Jordan (1998) \_\_\_\_\_ 28
- 6. Several with \_\_\_\_\_ 27

**ASSISTS**

- 1. Gera Alvarez (2001) \_\_\_\_\_ 119
- 2. Joel Buchenauer (2002) \_\_\_\_\_ 93
- Nick Blankenship (2002) \_\_\_\_\_ 93
- 4. Bryon Smith (2003) \_\_\_\_\_ 92
- 5. Tim Proudfoot (2013) \_\_\_\_\_ 91
- Kyle Martin (2006) \_\_\_\_\_ 91
- 7. Kelby Tomlinson (2011) \_\_\_\_\_ 90
- Jess Oliveras (1997) \_\_\_\_\_ 90

**ERRORS**

- 1. Cameron Blair (2005) \_\_\_\_\_ 15
- 2. T.J. Bruce (2003) \_\_\_\_\_ 14
- 3. Kyle Martin (2006) \_\_\_\_\_ 12
- 4. Joey Kenworthy (2010) \_\_\_\_\_ 9
- 5. Joey Kenworthy (2009) \_\_\_\_\_ 8
- Joey Callender (2005) \_\_\_\_\_ 8
- Gera Alvarez (2001) \_\_\_\_\_ 8
- Byron Smith (2001) \_\_\_\_\_ 8
- Kevin Jordan (1999) \_\_\_\_\_ 8

**APPEARANCES**

- 1. Blake McGinley (2001) \_\_\_\_\_ 17
- 2. Brad Ralston (1997) \_\_\_\_\_ 16
- 3. James Leverton (2008) \_\_\_\_\_ 15
- 4. John Neely (2011) \_\_\_\_\_ 14
- Steve Rowe (2002) \_\_\_\_\_ 14
- 6. Chad Bettis (2009) \_\_\_\_\_ 13
- Corey Gerstner (2004) \_\_\_\_\_ 13
- Jeff Karstens (2003) \_\_\_\_\_ 13

**WINS**

- 1. Monty Ward (1998) \_\_\_\_\_ 9
- 2. Brandon Roberson (2001) \_\_\_\_\_ 8
- 3. Corey Gerstner (2006) \_\_\_\_\_ 7
- Jason Gooding (1997) \_\_\_\_\_ 7
- Shane Wright (1997) \_\_\_\_\_ 7
- Jason Gooding (1997) \_\_\_\_\_ 7
- 7. Chris Phillips (2003) \_\_\_\_\_ 6
- Kevin Tracey (2002) \_\_\_\_\_ 6
- 9. John Neely (2011) \_\_\_\_\_ 5
- Bobby Doran (2010) \_\_\_\_\_ 5

**INNINGS PITCHED**

- 1. Shane Wright (1998) \_\_\_\_\_ 84.2
- 2. Chris Phillips (2001) \_\_\_\_\_ 82.1
- 3. Kevin Tracey (2000) \_\_\_\_\_ 80.1
- 4. Jason Gooding (1997) \_\_\_\_\_ 72.0
- 5. Brandon Roberson (2001) \_\_\_\_\_ 70.2

**ERA (min. 1 IP/team game played)**

- 1. Steve Rowe (2002) \_\_\_\_\_ 2.00
- 2. Trey Masek (2013) \_\_\_\_\_ 2.25
- 3. Corey Gerstner (2004) \_\_\_\_\_ 2.60
- 4. Duke von Schamann (2012) \_\_\_\_\_ 2.86
- 5. Dusty Buck (2003) \_\_\_\_\_ 2.92
- 6. Miles Morgan (2006) \_\_\_\_\_ 2.95
- 7. Chris Phillips (2001) \_\_\_\_\_ 3.06
- 8. Jason Gooding (1997) \_\_\_\_\_ 3.25
- 9. John Neely (2011) \_\_\_\_\_ 3.49

**COMPLETE GAMES**

- 1. Chris Phillips (2001) \_\_\_\_\_ 7
- 2. Kevin Tracey (2002) \_\_\_\_\_ 6
- 3. Jason Gooding (1997) \_\_\_\_\_ 5
- 4. Brandon Roberson (2001) \_\_\_\_\_ 4
- Shane Wright (1999) \_\_\_\_\_ 4
- Shane Wright (1997) \_\_\_\_\_ 4
- 7. Miles Morgan (2006) \_\_\_\_\_ 3

**STRIKEOUTS**

- 1. Monty Ward (1998) \_\_\_\_\_ 85
- 2. Jason Gooding (1997) \_\_\_\_\_ 83
- 3. Miles Morgan (2006) \_\_\_\_\_ 57
- 4. Brandon Roberson (2001) \_\_\_\_\_ 56
- 5. Chad Bettis (2010) \_\_\_\_\_ 55
- Bobby Doran (2010) \_\_\_\_\_ 55
- 7. Chad Bettis (2009) \_\_\_\_\_ 49

**WALKS ALLOWED**

- 1. Jay Johnson (2010) \_\_\_\_\_ 35
- 2. AJ Ramos (2008) \_\_\_\_\_ 32
- 3. J.J. Newman (2000) \_\_\_\_\_ 28
- 4. AJ Ramos (2007, 2009) \_\_\_\_\_ 26
- 5. Nathan Fouts (2002) \_\_\_\_\_ 23
- Kevin Tracey (2000) \_\_\_\_\_ 23
- 7. Trey Masek (2011) \_\_\_\_\_ 22
- Michael McGowen (2004) \_\_\_\_\_ 22

**EARNED RUNS ALLOWED**

- 1. Chad Bettis (2008) \_\_\_\_\_ 44
- 2. Colt Hynes (2007) \_\_\_\_\_ 38
- AJ Ramos (2007) \_\_\_\_\_ 38
- Shane Wright (1999) \_\_\_\_\_ 38
- 5. Jay Johnson (2010) \_\_\_\_\_ 36
- JJ Newman (2000) \_\_\_\_\_ 36

**GAMES STARTED (PITCHING)**

- 1. Chris Phillips (2001) \_\_\_\_\_ 10
- AJ Ramos (2006) \_\_\_\_\_ 10
- Shane Wright (1999) \_\_\_\_\_ 10
- Shane Wright (1998) \_\_\_\_\_ 10
- Jason Gooding (1997) \_\_\_\_\_ 10
- 6. Several with \_\_\_\_\_ 9

**LOSSES**

- 1. John Neely (2012) \_\_\_\_\_ 6
- 2. Chad Bettis (2008) \_\_\_\_\_ 5
- Nathan Karns (2008) \_\_\_\_\_ 5
- Miles Morgan (2006) \_\_\_\_\_ 5
- Colt Hynes (2007) \_\_\_\_\_ 5
- 6. Several with \_\_\_\_\_ 4

**SAVES**

- 1. Chad Bettis (2010) \_\_\_\_\_ 7
- 2. Brad Ralston (1997) \_\_\_\_\_ 6
- Brandon Roberson (1999) \_\_\_\_\_ 6
- Steve Rowe (2002) \_\_\_\_\_ 6
- 5. Kevin Tracey (2000) \_\_\_\_\_ 5
- 6. Blake McGinley (2001) \_\_\_\_\_ 4
- Chad Bettis (2009) \_\_\_\_\_ 4
- 8. Jeff Karstens (2003) \_\_\_\_\_ 3
- Corey Gerstner (2004) \_\_\_\_\_ 3

**WINNING PERCENTAGE (at least 7 dec.)**

- 1. Shane Wright (1998) \_\_\_\_\_ 8-1/.888
- 2. Corey Gerstner (2004) \_\_\_\_\_ 7-1/.875
- 3. Brandon Roberson (2001) \_\_\_\_\_ 8-2/.800
- 4. Bobby Doran (2010) \_\_\_\_\_ 5-2/.714
- 5. Chris Phillips (2001) \_\_\_\_\_ 6-3/.666
- 6. Kevin Tracey (2000) \_\_\_\_\_ 6-4/.600



CAREER RECORDS - BIG 12 GAMES ONLY

BATTING AVERAGE

- 1. Joe Dillon (1996-97) .413
2. Josh Bard (1997-99) .393
3. Chaz Eiguren (1999-00) .366
4. Willie Rueda (2006-09) .358
5. Marco Cunningham (1999-00) .348

AT-BATS

- 1. Taylor Ashby (2007-10) 371
2. Joey Kenworthy (2007-10) 350
3. Josh Bard (1997-99) 346
4. Scott LeJeune (2009-13) 332
5. Roger Kieschnick (2006-08) 313
6. Barrett Barnes (2010-12) 289
7. Jamodrick McGruder (2010-12) 288
8. Willie Rueda (2006-09) 279
9. Madison Edwards (2002-05) 268
10. Marco Cunningham (1999-00) 235

HITS

- 1. Joey Kenworthy (2007-10) 106
2. Taylor Ashby (2007-10) 102
3. Scott LeJeune (2009-13) 101
4. Willie Rueda (2006-09) 100
5. Keith Ginter (1997-98) 95
6. Jamodrick McGruder (2010-12) 94
7. Barrett Barnes (2010-12) 89
8. Roger Kieschnick (2006-08) 89
9. Josh Bard (1997-99) 89
10. Jason Huth (1997-99) 87

DOUBLES

- 1. Josh Bard (1997-99) 32
2. Scott LeJeune (2009-13) 29
Taylor Ashby (2007-10) 24
Joey Kenworthy (2007-10) 24
5. Keith Ginter (1997-98) 23
Jason Landreth (1997-98) 23
7. Barrett Barnes (2010-12) 22
8. Michael Reed (2009-10) 18
Willie Rueda (2006-09) 18
Marco Cunningham (1999-00) 18

TRIPLES

- 1. Josh Haney (2003-04) 6
2. Jason Rainey (2000-01) 5
3. Jake Barrios (2013) 4
Jamodrick McGruder (2010-12) 4
4. Willie Rueda (2008-09) 4
Madison Edwards (2002-05) 4
Scooter Jordan (2002-03) 4
Marco Cunningham (1999-00) 4
Jon Weber (1999) 4
Jason Huth (1997-99) 4

HOME RUNS

- 1. Josh Bard (1997-99) 31
2. Keith Ginter (1997-98) 19
3. Cameron Blair (2004-05) 18
4. Barrett Barnes (2010-12) 15
Joe Dillon (1997) 15
6. Roger Kieschnick (2006-08) 14

RBI

- 1. Josh Bard (1997-99) 151
2. Scott LeJeune (2009-13) 62
3. Keith Ginter (1997-98) 57
4. Cameron Blair (2004-05) 56
5. Chris Richburg (2005-09) 54
6. Roger Kieschnick (2006-08) 53
7. Taylor Ashby (2007-10) 52
8. Barrett Barnes (2010-12) 50

RUNS SCORED

- 1. Keith Ginter (1997-98) 88
2. Josh Bard (1997-99) 79
3. Barrett Barnes (2010-12) 67
4. Jason Landreth (1997-98) 65
5. Marco Cunningham (1999-00) 63
6. Joey Kenworthy (2007-10) 58
Cameron Blair (2004-05) 58
8. Jamodrick McGruder (2010-12) 55

TOTAL BASES

- 1. Josh Bard (1997-99) 263
2. Keith Ginter (1997-98) 178
3. Barrett Barnes (2010-12) 160
4. Joey Kenworthy (2007-10) 149
5. Roger Kieschnick (2006-08) 148
6. Scott LeJeune (2009-13) 146
7. Cameron Blair (2004-05) 145
8. Jamodrick McGruder (2010-12) 134
Taylor Ashby (2007-10) 134
10. Willie Rueda (2006-09) 129

WALKS

- 1. Barrett Barnes (2010-12) 56
2. Keith Ginter (1997-98) 54
3. Jason Landreth (1997-98) 48
4. Madison Edwards (2002-05) 47
5. Roger Kieschnick (2006-08) 43
6. Marco Cunningham (1999-00) 38
Scott Holzhauser (1999-00) 38

STOLEN BASES

- 1. Jamodrick McGruder (2010-12) 32
2. Cody Fuller (2002-2005) 31
3. Marco Cunningham (1999-00) 27
4. Ryan Ruiz (1998-1999) 26
5. Willie Rueda (2006-09) 21
6. Keith Ginter (1997-1998) 20
7. Barrett Barnes (2010-12) 19

SLUGGING PERCENTAGE

- 1. Josh Bard (1997-99) .784
2. Keith Ginter (1997-98) .774
3. Cameron Blair (2004-05) .732
4. Chaz Eiguren (1999-00) .629
5. Barrett Barnes (2010-12) .597
6. Jason Rainey (2000-01) .575

GAMES PLAYED

- 1. Taylor Ashby (2007-10) 102
2. Madison Edwards (2002-05) 91
3. Joey Kenworthy (2007-10) 89
4. Scott LeJeune (2010-13) 85
5. Josh Bard (1997-99) 83
6. Roger Kieschnick (2006-08) 79
7. Cody Fuller (2002-05) 78
Mark Austry (1998-00) 78
9. Barrett Barnes (2010-12) 77
Jason Huth (1997-99) 77

ASSISTS

- 1. Joey Kenworthy (2007-10) 241
2. Jamodrick McGruder (2010-12) 210
3. Gera Alvarez (2001-02) 206
4. Willie Rueda (2006-09) 200
5. Kyle Martin (2006-07) 161
6. Tim Proudfoot (2012-13) 157
7. Keith Ginter (1997-98) 148
8. Cameron Blair (2004-05) 139

ERRORS

- 1. Cameron Blair (2004-05) 21
2. Joey Kenworthy (2007-10) 19
3. Kyle Martin (2006-07) 18
4. Jamodrick McGruder (2010-12) 17
5. TJ Bruce (2003) 14
6. Tim Proudfoot (2012-13) 12
Jason Huth (1997-99) 12
8. Jeremy Mayo (2008-10) 11
Willie Rueda (2006-09) 11
Josh Haney (2003-04) 11
Bryon Smith (2002) 11
Gera Alvarez (2001-02) 11

FIELDING PERCENTAGE

- 1. Matt Smith (2006-07) .995
2. Chris Richburg (2005-09) .994
3. Chad Landry (2000-01) .993
Josh Bard (1997-99) .993
5. Cooper Fouts (2003-05) .991
6. Taylor Ashby (2007-10) .989
Mason Randolph (2011-13) .989
8. Barrett Barnes (2010-12) .986
9. Kelby Tomlinson (2011) .985
10. Scott LeJeune (2009-13) .984

APPEARANCES

- 1. Chad Bettis (2008-10) 37
2. Steve Rowe (1999-02) 35
3. Ben Flora (2009-12) 33
Shane Wright (1997-99) 33
5. Brad Ralston (1996-99) 32
6. Brian Cloud (2005-09) 30
7. Jerad McCrummen (2011-13) 29
Blake McGinley (2000-01) 29
Zach Stewart (1996-99) 29

WINS

- 1. Shane Wright (1997-99) 20
2. Kevin Tracey (1999-00) 12
3. Chad Bettis (2008-10) 9
Brandon Roberson (1999-01) 9
5. Corey Gerstner (2002-04) 8
Chris Phillips (2001-02) 8
7. Trey Masek (2011-13) 7
Steve Rowe (1999-02) 7
Jason Gooding (1997) 7
10. John Neely (2010-12) 6

INNINGS PITCHED

- 1. Shane Wright (1997-99) 216.2
2. AJ Ramos (2006-09) 153.1
3. Chad Bettis (2008-10) 141.2
4. Kevin Tracey (1999-00) 135.2
5. Steve Gooch (2002-04) 130.2
6. Chris Phillips (2001-02) 120.1
7. Trey Masek (2011-13) 112.0

ERA

- 1. Duke von Schamann (2011-12) 3.34
2. Kevin Tracey (1999-00) 3.73
3. Trey Masek (2011-13) 4.34
4. John Neely (2010-12) 4.67
5. Bobby Doran (2010) 4.74
6. Shane Wright (1997-99) 4.93
7. Chris Phillips (2001-02) 4.94
8. Steve Gooch (2002-04) 5.45
9. Brennan Stewart (2010-12) 5.62
10. Chad Bettis (2008-10) 5.65

COMPLETE GAMES

- 1. Shane Wright (1997-99) 16
2. Kevin Tracey (1999-00) 9
3. Chris Phillips (2001-02) 7
4. Jason Gooding (1997) 5
5. Brandon Roberson (1999-01) 4

STRIKEOUTS

- 1. Shane Wright (1997-99) 172
2. Monty Ward (1996-98) 133
3. Chad Bettis (2008-10) 119
4. Brad Ralston (1997-99) 98
5. AJ Ramos (2006-09) 97
6. Brandon Roberson (1999-01) 89

WALKS ALLOWED

- 1. AJ Ramos (2006-09) 97
2. Chad Bettis (2008-10) 63
3. Monty Ward (1996-98) 55
4. Trey Masek (2011-13) 48
5. Kevin Tracey (1999-00) 44
6. Nathan Fouts (2002-03) 40

EARNED RUNS ALLOWED

- 1. Chad Bettis (2008-10) 89
2. Monty Ward (1997-98) 82
3. Cory Metzler (2000-01) 63
Brad Ralston (1996-99) 63
5. Chris Phillips (2001-02) 60
Kevin Tracey (1999-00) 60
7. Steve Gooch (2002-04) 57
8. Trey Masek (2011-13) 54
9. Brian Cloud (2006-09) 50

GAMES STARTED (PITCHING)

- 1. Shane Wright (1997-99) 27
2. AJ Ramos (2006-09) 20
3. Trey Masek (2011-13) 19
4. Steve Gooch (2002-04) 18
Kevin Tracey (1999-00) 18
Monty Ward (1996-98) 18
7. Chris Phillips (2001-02) 17
8. Colt Hynes (2006-07) 14
9. Chad Bettis (2008-10) 13

LOSSES

- 1. John Neely (2010-12) 8
Chad Bettis (2008-10) 8
Nathan Fouts (2002-03) 8
4. AJ Ramos (2006-09) 7
Colt Hynes (2006-07) 7
Aaron Odom (2006-07) 7
7. Steve Gooch (2002-04) 6
Monty Ward (1996-98) 6
9. Trey Masek (2011-13) 5
Nathan Karns (2008-09) 5
Chris Phillips (2001-02) 5

SAVES

- 1. Chad Bettis (2008-10) 11
2. Brad Ralston (1997-99) 8
3. Steve Rowe (1999-02) 7
4. Brandon Roberson (1999-01) 6
5. Kevin Tracey (1999-00) 5

WINNING PERCENTAGE (at least 15 dec.)

- 1. Shane Wright (1997-99) .800
2. Kevin Tracey (1999-00) .750
3. Brandon Roberson (1999-01) .692
4. Brad Ralston (1996-99) .666
5. Chris Phillips (2001-02) .615



TEAM RECORDS - BIG 12 GAMES ONLY

**BATTING AVERAGE**

|          |            |
|----------|------------|
| 1. .333  | 1997       |
| 2. .330  | 1998       |
| 3. .316  | 1999       |
| 4. .310  | 2010, 2009 |
| 5. .308  | 2001       |
| 6. .296  | 2005, 2002 |
| 7. .294  | 2004       |
| 8. .292  | 2000       |
| 9. .277  | 2011       |
| 10. .274 | 2003       |

**AT-BATS**

|          |            |
|----------|------------|
| 1. 1,058 | 2000       |
| 2. 1,051 | 2001       |
| 3. 1,050 | 1998       |
| 4. 1,032 | 1997       |
| 5. 978   | 2010       |
| 6. 947   | 2009       |
| 7. 946   | 2002       |
| 8. 927   | 2011       |
| 9. 905   | 2005, 1999 |
| 10. 919  | 2003       |

**HITS**

|         |      |
|---------|------|
| 1. 347  | 1998 |
| 2. 344  | 1997 |
| 3. 324  | 2001 |
| 4. 309  | 2000 |
| 5. 303  | 2010 |
| 6. 294  | 2009 |
| 7. 286  | 1999 |
| 8. 280  | 2002 |
| 9. 268  | 2005 |
| 10. 264 | 2004 |

**DOUBLES**

|        |      |
|--------|------|
| 1. 87  | 1997 |
| 2. 83  | 2010 |
| 3. 77  | 1998 |
| 4. 60  | 2000 |
| 5. 57  | 2009 |
| 6. 56  | 2001 |
| 7. 55  | 1999 |
| 8. 53  | 2008 |
| 9. 50  | 2007 |
| 10. 45 | 2006 |

**TRIPLES**

|       |                        |
|-------|------------------------|
| 1. 14 | 1998                   |
| 2. 12 | 2000                   |
| 3. 10 | 2004                   |
| 4. 9  | 2002, 1999, 1997       |
| 5. 8  | 2011, 2006             |
| 6. 7  | 2009, 2001             |
| 7. 6  | 2011                   |
| 8. 5  | 2013                   |
| 9. 4  | 2010, 2008, 2005, 2003 |

**HOME RUNS**

|        |            |
|--------|------------|
| 1. 54  | 1997       |
| 2. 44  | 1998       |
| 3. 39  | 2001       |
| 4. 32  | 2010, 1999 |
| 5. 28  | 2004       |
| 6. 26  | 2000       |
| 7. 24  | 2002       |
| 8. 22  | 2009, 2007 |
| 9. 21  | 2006       |
| 10. 20 | 2008       |

**RBI**

|         |            |
|---------|------------|
| 1. 261  | 1997       |
| 2. 203  | 1998       |
| 3. 188  | 2000, 1999 |
| 4. 184  | 2004       |
| 5. 183  | 2001       |
| 6. 176  | 2010       |
| 7. 158  | 2009       |
| 8. 154  | 2002       |
| 9. 138  | 2008       |
| 10. 133 | 2005       |

**RUNS**

|         |      |
|---------|------|
| 1. 279  | 1997 |
| 2. 235  | 1998 |
| 3. 213  | 2009 |
| 4. 209  | 2000 |
| 5. 207  | 1999 |
| 6. 201  | 2001 |
| 7. 194  | 2004 |
| 8. 187  | 2010 |
| 9. 170  | 2002 |
| 10. 145 | 2008 |

**TOTAL BASES**

|         |      |
|---------|------|
| 1. 611  | 1997 |
| 2. 584  | 1998 |
| 3. 511  | 2001 |
| 4. 490  | 2010 |
| 5. 471  | 2000 |
| 6. 455  | 1999 |
| 7. 431  | 2009 |
| 8. 412  | 2002 |
| 9. 410  | 2004 |
| 10. 392 | 2006 |

**ON-BASE PERCENTAGE**

|          |            |
|----------|------------|
| 1. .424  | 1997       |
| 2. .406  | 1998       |
| 3. .402  | 1999       |
| 4. .390  | 2004, 2002 |
| 5. .389  | 2001       |
| 6. .388  | 2010       |
| 7. .383  | 2009       |
| 8. .369  | 2008       |
| 9. .367  | 2011       |
| 10. .363 | 2005       |

**BASE ON BALLS**

|         |                  |
|---------|------------------|
| 1. 148  | 2000             |
| 2. 141  | 1997             |
| 3. 131  | 2009             |
| 4. 125  | 2002             |
| 5. 122  | 1998             |
| 6. 120  | 2008, 2004, 1999 |
| 7. 110  | 2011             |
| 8. 105  | 2005             |
| 9. 102  | 2001             |
| 10. 100 | 2007             |

**STRIKEOUTS**

|         |                  |
|---------|------------------|
| 1. 213  | 2007             |
| 2. 212  | 2011             |
| 3. 211  | 1998             |
| 4. 195  | 1997             |
| 5. 194  | 2008, 2000       |
| 6. 190  | 2009             |
| 7. 183  | 2004, 2002, 2001 |
| 8. 182  | 2013, 2005       |
| 9. 181  | 2010             |
| 10. 173 | 1999             |

**STOLEN BASES**

|        |            |
|--------|------------|
| 1. 66  | 2004       |
| 2. 52  | 1998       |
| 3. 53  | 1999       |
| 4. 51  | 1997       |
| 5. 47  | 2003       |
| 6. 38  | 2010       |
| 7. 37  | 2005, 2000 |
| 8. 36  | 2002       |
| 9. 34  | 2011, 2001 |
| 10. 32 | 2008       |

**ASSISTS**

|         |      |
|---------|------|
| 1. 356  | 2001 |
| 2. 346  | 2011 |
| 3. 326  | 1997 |
| 4. 320  | 2002 |
| 5. 318  | 1998 |
| 6. 305  | 2009 |
| 7. 304  | 2013 |
| 8. 299  | 2010 |
| 9. 294  | 2012 |
| 10. 292 | 2008 |

**ERRORS**

|        |            |
|--------|------------|
| 1. 51  | 1998       |
| 2. 49  | 2005       |
| 3. 40  | 2009       |
| 4. 38  | 2003       |
| 5. 37  | 2010       |
| 6. 33  | 1997       |
| 7. 32  | 2012, 2002 |
| 8. 31  | 2006, 2004 |
| 9. 30  | 2011, 2007 |
| 10. 26 | 2013       |

**FIELDING PERCENTAGE**

|         |      |
|---------|------|
| 1. .983 | 2008 |
| 2. .981 | 2001 |
| 3. .980 | 1999 |
| 4. .973 | 2013 |
| 4. .972 | 2011 |
| 5. .971 | 1997 |
| 6. .970 | 2002 |
| 7. .969 | 2006 |
| 8. .968 | 2007 |
| 9. .967 | 2012 |

**GAMES**

|       |                              |
|-------|------------------------------|
| 1. 30 | 2001, 2000, 1997             |
| 2. 29 | 1998                         |
| 3. 27 | 2011, 2010, 2009, 2008, 2002 |
| 4. 26 | 2007, 2006, 2004, 2003, 1999 |
| 5. 25 | 2005                         |
| 6. 24 | 2013, 2012                   |

**WINS**

|       |                  |
|-------|------------------|
| 1. 23 | 1997             |
| 2. 19 | 2001             |
| 3. 18 | 2000, 1999, 1998 |
| 4. 17 | 2004             |
| 5. 16 | 2002             |
| 6. 13 | 2010             |
| 7. 12 | 2011, 2009       |
| 8. 9  | 2013, 2006, 2005 |
| 9. 8  | 2007, 2003       |
| 10. 7 | 2012             |

**LOSSES**

|       |                  |
|-------|------------------|
| 1. 18 | 2008, 2007, 2003 |
| 2. 17 | 2012             |
| 3. 16 | 2006, 2005       |
| 4. 15 | 2013, 2011, 2009 |
| 5. 14 | 2010             |
| 6. 12 | 2000             |
| 7. 11 | 2002, 1998       |
| 8. 10 | 2001             |
| 9. 9  | 2004             |
| 10. 8 | 1999             |

**SAVES**

|      |                        |
|------|------------------------|
| 1. 8 | 1999                   |
| 2. 7 | 2010, 2002             |
| 3. 6 | 2004                   |
| 4. 5 | 2001, 2000, 1998, 1997 |
| 5. 4 | 2013, 2011, 2009, 2005 |
| 6. 3 | 2008, 2003             |
| 7. 1 | 2012, 2007, 2006       |

**INNINGS PITCHED**

|           |       |      |
|-----------|-------|------|
| 1. 266.2  | 2000  |      |
| 2. 262.2  | 2001  |      |
| 3. 258.2  | 1998  |      |
| 4. 257.1  | 1997  |      |
| 5. 243.2  | 2002  |      |
| 6. 238.0  | 2011  |      |
|           | 238.0 | 2010 |
| 8. 235.2  | 2008  |      |
| 9. 231.0  | 2009  |      |
| 10. 229.0 | 2004  |      |

**ERA**

|          |            |
|----------|------------|
| 1. 4.21  | 2002, 2001 |
| 2. 4.51  | 1997       |
| 3. 4.57  | 2012       |
| 4. 4.69  | 1999       |
| 5. 4.80  | 2006       |
| 6. 4.83  | 2004       |
| 7. 5.11  | 2013       |
| 8. 5.19  | 2003       |
| 9. 5.36  | 1998       |
| 10. 5.41 | 2011       |

**COMPLETE GAMES**

|       |                              |
|-------|------------------------------|
| 1. 13 | 1998                         |
| 2. 11 | 2001                         |
| 3. 9  | 1999, 1997                   |
| 4. 8  | 2000                         |
| 5. 5  | 2006                         |
| 6. 3  | 2003, 2002                   |
| 7. 2  | 2012, 2009, 2007, 2005, 2004 |

**SHUTOUTS**

|      |  |
|------|--|
| 1. 5 | 2006                                     |
| 2. 3 | 1997                                     |
| 3. 2 | 2002, 2001, 1999                         |
| 4. 1 | 2013, 2012, 2011, 2009, 2007, 2005, 2004 |

**STRIKEOUTS**

|         |      |
|---------|------|
| 1. 266  | 1997 |
| 2. 259  | 1998 |
| 3. 221  | 2010 |
| 4. 190  | 2009 |
| 5. 184  | 2008 |
| 6. 182  | 2013 |
| 7. 181  | 1999 |
| 8. 175  | 2001 |
| 9. 171  | 2002 |
| 10. 169 | 2006 |

**BASE ON BALLS**

|        |            |
|--------|------------|
| 1. 138 | 2010, 2008 |
| 2. 131 | 2009       |
| 3. 119 | 2005       |
| 4. 103 | 2011       |
| 5. 100 | 2007, 2000 |
| 6. 88  | 2004       |
| 7. 84  | 1998       |
| 8. 80  | 1997       |
| 9. 79  | 2013, 1999 |
| 10. 78 | 2002       |

**HIT-BY-PITCH**

|        |            |
|--------|------------|
| 1. 39  | 2011       |
| 2. 38  | 2006       |
| 3. 34  | 2008, 2005 |
| 4. 31  | 2010       |
| 5. 30  | 2012       |
| 6. 29  | 2007, 2001 |
| 7. 26  | 2013, 2000 |
| 8. 22  | 2009       |
| 9. 19  | 2004       |
| 10. 17 | 1999       |





POSITION LEADERS

**CATCHER**

**Batting Average**

|               |      |      |
|---------------|------|------|
| Josh Bard     | 1998 | .383 |
| Matt Smith    | 2006 | .377 |
| Willie Durazo | 2002 | .361 |

**At-Bats**

|               |      |     |
|---------------|------|-----|
| Josh Bard     | 1998 | 264 |
| Tony Arnerich | 2001 | 250 |
| Josh Bard     | 1999 | 238 |

**Runs**

|                 |      |    |
|-----------------|------|----|
| David Lindstrom | 1996 | 63 |
| Tony Arnerich   | 2001 | 60 |
| Josh Bard       | 1997 | 60 |

**Hits**

|           |      |     |
|-----------|------|-----|
| Josh Bard | 1998 | 101 |
| Josh Bard | 1999 | 84  |
| Josh Bard | 1997 | 83  |

**Doubles**

|               |      |    |
|---------------|------|----|
| Josh Bard     | 1999 | 28 |
| Tony Arnerich | 2001 | 24 |
| Josh Bard     | 1997 | 23 |

**Triples**

|               |      |   |
|---------------|------|---|
| Tony Arnerich | 2001 | 3 |
| S. Leimgruber | 1977 | 3 |
| Tony Tijerina | 1990 | 3 |

**Home Runs**

|                 |      |    |
|-----------------|------|----|
| Josh Bard       | 1998 | 17 |
| David Lindstrom | 1996 | 16 |
| Josh Bard       | 1997 | 13 |

**RBI**

|           |      |    |
|-----------|------|----|
| Josh Bard | 1999 | 92 |
| Josh Bard | 1998 | 71 |
| Josh Bard | 1997 | 69 |

**FIRST BASE**

**Batting Average**

|             |      |      |
|-------------|------|------|
| Doug Ault   | 1972 | .475 |
| John Grimes | 1984 | .406 |
| Joe Dillon  | 1997 | .393 |

**At-Bats**

|              |      |     |
|--------------|------|-----|
| Joe Dillon   | 1996 | 267 |
| Josh Brady   | 2004 | 260 |
| Randy DuRoss | 1995 | 240 |

**Runs**

|                |      |    |
|----------------|------|----|
| Joe Dillon     | 1997 | 80 |
| Randy DuRoss   | 1995 | 79 |
| Barrett Barnes | 2010 | 71 |

**Hits**

|              |      |    |
|--------------|------|----|
| Josh Brady   | 2004 | 94 |
| Randy DuRoss | 1995 | 94 |
| Joe Dillon   | 1997 | 90 |

**Doubles**

|                |      |    |
|----------------|------|----|
| Joe Dillon     | 1997 | 20 |
| Barrett Barnes | 2010 | 19 |
| Josh Brady     | 2004 | 19 |
| Stacy Ragan    | 1987 | 19 |

**Triples**

|              |      |   |
|--------------|------|---|
| Greg Kobza   | 1989 | 7 |
| Clint Bryant | 1993 | 6 |
| Gary Ashby   | 1977 | 6 |

**Home Runs**

|             |      |    |
|-------------|------|----|
| Joe Dillon  | 1997 | 33 |
| John Grimes | 1984 | 24 |
| Josh Brady  | 2004 | 20 |

**RBI**

|             |      |    |
|-------------|------|----|
| Josh Brady  | 2004 | 90 |
| Joe Dillon  | 1997 | 89 |
| John Grimes | 1984 | 79 |

**SECOND BASE**

**Batting Average**

|              |      |      |
|--------------|------|------|
| Jason Totman | 1995 | .435 |
| Keith Ginter | 1997 | .426 |
| Jason Totman | 1994 | .372 |

**At-Bats**

|              |      |     |
|--------------|------|-----|
| Shaun Larkin | 2000 | 259 |
| Keith Ginter | 1997 | 249 |
| Jose Delgado | 2004 | 231 |

**Runs**

|              |      |    |
|--------------|------|----|
| Keith Ginter | 1998 | 97 |
| Stubby Clapp | 1996 | 97 |
| Keith Ginter | 1997 | 93 |

**Hits**

|              |      |     |
|--------------|------|-----|
| Keith Ginter | 1997 | 106 |
| Jason Totman | 1995 | 93  |
| Keith Ginter | 1998 | 85  |

**Doubles**

|              |      |    |
|--------------|------|----|
| Stubby Clapp | 1996 | 28 |
| Keith Ginter | 1998 | 24 |
| Jason Totman | 1995 | 24 |

**Triples**

|                    |      |   |
|--------------------|------|---|
| Jamodrick McGruder | 2012 | 8 |
| Stubby Clapp       | 1996 | 8 |
| Jason Totman       | 1995 | 5 |
| Trey Forkerway     | 1992 | 5 |

**Home Runs**

|              |      |    |
|--------------|------|----|
| Keith Ginter | 1998 | 17 |
| Keith Ginter | 1997 | 17 |

**RBI**

|              |      |    |
|--------------|------|----|
| Keith Ginter | 1997 | 77 |
| Keith Ginter | 1998 | 55 |
| Jason Totman | 1995 | 53 |

**SHORTSTOP**

**Batting Average**

|                |      |      |
|----------------|------|------|
| Ronnie Mattson | 1976 | .389 |
| Tommy Dobyons  | 1984 | .388 |
| Cameron Blair  | 2004 | .371 |

**At-Bats**

|              |      |     |
|--------------|------|-----|
| Gera Alvarez | 2001 | 260 |
| Dion Ruecker | 1996 | 260 |
| Dion Ruecker | 1995 | 257 |

**Runs**

|                  |      |    |
|------------------|------|----|
| Scott Holzhauser | 2000 | 72 |
| Dion Ruecker     | 1996 | 69 |
| Cameron Blair    | 2004 | 65 |

**Hits**

|               |      |    |
|---------------|------|----|
| Cameron Blair | 2004 | 95 |
| Dion Ruecker  | 1996 | 91 |
| Gera Alvarez  | 2001 | 88 |

**Doubles**

|               |      |    |
|---------------|------|----|
| Cameron Blair | 2004 | 23 |
| Dion Ruecker  | 1996 | 22 |
| Gera Alvarez  | 2001 | 18 |

**Triples**

|                |      |   |
|----------------|------|---|
| Ronnie Mattson | 1975 | 8 |
| Jason Huth     | 1998 | 6 |
| Ernie Helweg   | 1977 | 6 |

**Home Runs**

|               |      |    |
|---------------|------|----|
| Dion Ruecker  | 1996 | 20 |
| Cameron Blair | 2005 | 17 |
| Dion Ruecker  | 1995 | 17 |

**RBI**

|               |      |    |
|---------------|------|----|
| Dion Ruecker  | 1996 | 82 |
| Cameron Blair | 2004 | 81 |
| Dion Ruecker  | 1995 | 68 |

**THIRD BASE**

**Batting Average**

|              |      |      |
|--------------|------|------|
| Clint Bryant | 1995 | .422 |
| Clint Bryant | 1996 | .382 |
| Jimmy Zachry | 1983 | .368 |

**At-Bats**

|                |      |     |
|----------------|------|-----|
| N. Blankenship | 2001 | 272 |
| Kevin Jordan   | 1998 | 263 |
| Clint Bryant   | 1996 | 262 |

**Runs**

|              |      |    |
|--------------|------|----|
| Clint Bryant | 1995 | 91 |
| Clint Bryant | 1996 | 89 |
| Kevin Jordan | 1998 | 66 |

**Hits**

|                |      |     |
|----------------|------|-----|
| Clint Bryant   | 1995 | 109 |
| Clint Bryant   | 1996 | 100 |
| N. Blankenship | 2001 | 96  |

**Doubles**

|              |      |    |
|--------------|------|----|
| Clint Bryant | 1996 | 26 |
| Clint Bryant | 1995 | 24 |
| Josh Haney   | 2004 | 23 |

**Triples**

|              |      |   |
|--------------|------|---|
| Jason Huth   | 1997 | 7 |
| Josh Haney   | 2004 | 5 |
| Kevin Jordan | 1998 | 5 |

**Home Runs**

|              |      |    |
|--------------|------|----|
| Clint Bryant | 1996 | 18 |
| Kevin Jordan | 1998 | 17 |
| Clint Bryant | 1995 | 16 |

**RBI**

|              |      |     |
|--------------|------|-----|
| Clint Bryant | 1996 | 100 |
| Clint Bryant | 1995 | 93  |
| Kevin Jordan | 1998 | 84  |

**OUTFIELD**

**Batting Average**

|                |      |      |
|----------------|------|------|
| Matt Kastelic  | 1996 | .424 |
| Mike Humphreys | 1988 | .409 |
| Ryan Ruiz      | 1998 | .388 |

**At-Bats**

|               |      |     |
|---------------|------|-----|
| Matt Kastelic | 1996 | 269 |
| Matt Kastelic | 1995 | 253 |
| Kerry Hodges  | 2001 | 251 |

**Runs**

|                |      |    |
|----------------|------|----|
| Ryan Ruiz      | 1999 | 80 |
| Matt Kastelic  | 1996 | 78 |
| Mike Humphreys | 1988 | 77 |

**Hits**

|                |      |     |
|----------------|------|-----|
| Matt Kastelic  | 1996 | 114 |
| Matt Kastelic  | 1995 | 89  |
| Mike Humphreys | 1988 | 87  |

**Doubles**

|                  |      |    |
|------------------|------|----|
| Jason Landreth   | 1997 | 29 |
| Roger Kieschnick | 2007 | 25 |
| Brandon Toro     | 1997 | 25 |

**Triples**

|               |      |   |
|---------------|------|---|
| Jason Rainey  | 2000 | 9 |
| Jon Weber     | 1999 | 8 |
| Donald Harris | 1988 | 7 |

**Home Runs**

|                  |      |    |
|------------------|------|----|
| Mike Humphreys   | 1988 | 18 |
| Roger Kieschnick | 2008 | 17 |
| Todd Howey       | 1984 | 17 |

**RBI**

|                |      |    |
|----------------|------|----|
| Jon Weber      | 1999 | 84 |
| Mike Humphreys | 1988 | 73 |
| Matt Kastelic  | 1996 | 70 |

**DESIGNATED HITTER**

**Batting Average**

|                 |      |      |
|-----------------|------|------|
| Andy Gonzales   | 1995 | .427 |
| Austin Cranford | 2001 | .387 |
| Chaz Eiguren    | 2000 | .374 |

**At-Bats**

|               |      |     |
|---------------|------|-----|
| Chaz Eiguren  | 2000 | 243 |
| Scott LeJeune | 2010 | 229 |
| John Vidales  | 1986 | 199 |

**Runs**

|               |      |    |
|---------------|------|----|
| Chaz Eiguren  | 2000 | 60 |
| Brandon Welch | 1995 | 56 |
| Brandon Welch | 1994 | 49 |

**Hits**

|               |      |    |
|---------------|------|----|
| Chaz Eiguren  | 2000 | 91 |
| Scott LeJeune | 2010 | 74 |
| John Vidales  | 1986 | 72 |

**Doubles**

|               |      |    |
|---------------|------|----|
| Scott LeJeune | 2010 | 28 |
| Brennan Burns | 1998 | 23 |
| John Vidales  | 1986 | 17 |

**Triples**

|               |      |   |
|---------------|------|---|
| Mark Johnston | 1977 | 3 |
| Mark Johnston | 1976 | 3 |
| Scott LeJeune | 2010 | 2 |

**Home Runs**

|                |      |    |
|----------------|------|----|
| Mark Helms     | 1988 | 15 |
| N. Blankenship | 2002 | 14 |
| Tyler Reves    | 2006 | 13 |
| John Vidales   | 1986 | 13 |

**RBI**

|               |      |    |
|---------------|------|----|
| Chaz Eiguren  | 2000 | 76 |
| John Vidales  | 1986 | 70 |
| Brandon Welch | 1995 | 65 |

(Note: minimum 100 at-bats; several players played different positions - players are listed at the position they played most during that respective year)



## TEXAS TECH NCAA TOURNAMENT HISTORY

| YEAR                                    | SEED | OPPONENT                  | W/L | SCORE      | SITE              | TEXAS TECH NCAA TOURNAMENT RECORDS |              |
|---|------|---------------------------|-----|------------|-------------------|------------------------------------|--------------|
| <b>MIDWEST I REGIONAL</b>               |      |                           |     |            |                   |                                    |              |
| 1995                                    | #1   | vs. Providence            | W   | 24-5       | Wichita, Kan.     | <b>By Site</b>                     | <b>W L</b>   |
|   |      | vs. Arkansas              | W   | 14-0       |                   | Atlanta, Ga.                       | 2 2          |
|   |      | vs. Stanford              | W   | 3-1        |                   | Fullerton, Calif.                  | 3 2          |
|   |      | vs. Stanford              | L   | * 2-3      |                   | Houston, Texas                     | 2 4          |
|   |      | vs. Stanford              | L   | ^ 5-6      |                   | Lubbock, Texas                     | 4 6          |
|   |      |                           |     |            |                   | Miami, Fla.                        | 1 2          |
|   |      |                           |     |            |                   | Wichita, Kan.                      | 3 2          |
|   |      |                           |     |            |                   | <b>TOTAL</b>                       | <b>15 18</b> |
| <b>CENTRAL LUBBOCK REGIONAL</b>         |      |                           |     |            |                   |                                    |              |
| 1996                                    | #2   | FRESNO STATE              | L   | 5-12       | Lubbock, Texas    | <b>By Opponents</b>                | <b>W L</b>   |
|   |      | AKRON                     | W   | 7-2        |                   | Akron                              | 1 0          |
|   |      | FRESNO STATE              | W   | 13-2       |                   | Arizona State                      | 1 1          |
|   |      | SOUTHERN CALIFORNIA       | L   | 12-13 (13) |                   | Arkansas                           | 1 0          |
| <b>CENTRAL LUBBOCK REGIONAL</b>         |      |                           |     |            |                   |                                    |              |
| 1997                                    | #1   | TEXAS STATE               | L   | 6-7 (11)   | Lubbock, Texas    | Cal State Fullerton                | 1 1          |
|   |      | MISSOURI STATE            | L   | 2-4        |                   | Fresno State                       | 1 1          |
| <b>ATLANTIC I MIAMI (FLA.) REGIONAL</b> |      |                           |     |            |                   |                                    |              |
| 1998                                    | #4   | vs. North Carolina        | W   | 6-2        | Miami, Fla.       | Georgia Tech                       | 0 2          |
|   |      | vs. South Carolina        | L   | 8-9        |                   | Miami (Fla.)                       | 0 1          |
|   |      | at Miami (Fla.)           | L   | 0-13       |                   | Mississippi State                  | 2 0          |
| <b>CENTRAL LUBBOCK REGIONAL</b>         |      |                           |     |            |                   |                                    |              |
| 1999                                    | #2   | RUTGERS                   | W   | 5-2        | Lubbock, Texas    | Missouri State                     | 0 1          |
|   |      | WISCONSIN-MILWAUKEE       | W   | 8-5        |                   | North Carolina                     | 1 0          |
|   |      | RICE                      | L   | * 1-3      |                   | Princeton                          | 1 0          |
|   |      | RICE                      | L   | ^ 11-15    |                   | Providence                         | 1 0          |
| <b>RICE REGIONAL</b>                    |      |                           |     |            |                   |                                    |              |
| 2000                                    | #3   | at Rice                   | L   | 2-5        | Houston, Texas    | Rice                               | 0 5          |
|   |      | vs. Princeton             | W   | 10-1       |                   | Rutgers                            | 1 0          |
|   |      | at Rice                   | L   | 4-11       |                   | South Carolina                     | 0 1          |
| <b>FULLERTON REGIONAL</b>               |      |                           |     |            |                   |                                    |              |
| 2001                                    | #3   | vs. #19 Arizona State     | L   | 3-12       | Fullerton, Calif. | Southern California                | 0 1          |
|   |      | vs. Temple                | W   | 14-3       |                   | Stanford                           | 1 2          |
|   |      | vs. #19 Arizona State     | W   | 9-8        |                   | Temple                             | 1 0          |
|   |      | at #1 Cal State Fullerton | W   | 11-5       |                   | Texas State                        | 0 1          |
|   |      | at #1 Cal State Fullerton | L   | * 5-11     |                   | Washington                         | 1 1          |
| <b>RICE REGIONAL</b>                    |      |                           |     |            |                   |                                    |              |
| 2002                                    | #2   | vs. Washington            | W   | 5-4        | Houston, Texas    | Wisconsin-Milwaukee                | 1 0          |
|   |      | at #2 Rice                | L   | 0-6        |                   | <b>TOTAL</b>                       | <b>15 18</b> |
|   |      | vs. Washington            | L   | 1-3        |                   |                                    |              |
| <b>ATLANTA REGIONAL</b>                 |      |                           |     |            |                   |                                    |              |
| 2004                                    | #2   | vs. Mississippi State     | W   | 10-6       | Atlanta, Ga.      | <b>By Coaches</b>                  | <b>W L</b>   |
|   |      | at #5 Georgia Tech        | L   | 3-9        |                   | Larry Hays (1995-2004)             | 15 18        |
|   |      | vs. Mississippi State     | W   | 14-7       |                   | <b>TOTAL</b>                       | <b>15 18</b> |
|   |      | vs. #5 Georgia Tech       | L   | * 3-5      |                   |                                    |              |

\* - NCAA Regional Championship Game

^ - NCAA Regional "If Necessary" Championship Game





TEXAS TECH NCAA TOURNAMENT RECORDS

INDIVIDUAL HITTING

Games played career: 9, Josh Bard (97-99)
Clint Bryant (95-96)
Matt Kastelic (1995-96)
David Lindstrom (1995-96)
Most at-bats game: 7, Matt Kastelic, Brad Davis both vs. USC (5/26/96)
Most at-bats series: 23, Randy DuRoss (1995)
Clint Bryant (1995)
Nick Blankenship (2001)
Most at-bats career: 41, Clint Bryant (1995-96)
Matt Kastelic (1995-96)
Most runs game: 4, two players (last Josh Haney vs. Mississippi State, 6/5/04)
Most runs series: 8, Jason Totman (1995)
Most runs career: 12, Clint Bryant (1995-96)
Most hits game: 6, Joe Dillon vs. USC (5/26/96)
Most hits series: 14, Clint Bryant (1995)
Most hits career: 18, Clint Bryant (1995-96)
Best batting average game: 1.000 (6-for-6) Joe Dillon vs. USC (5/26/96)
Best batting average career: .556 (10-for-18) Stubby Clapp (1996)
Most walks game: 3, two players (last Madison Edwards vs. Mississippi State, 6/5/04)
Most walks series: 4, two players (last Madison Edwards, 2004)
Most walks career: 4, Ryan Ruiz (1998), Jason Landreth (1997-98)
Most doubles game: 2, Joe Dillon vs. USC (5/26/98)
David Lindstrom vs. Fresno State (5/25/96)
Stubby Clapp vs. Fresno State (5/23/96)
Jason Totman vs. Providence (5/27/95)
Tony Arnerich vs. Arizona State (5/26/01)
Most doubles series: 5, Stubby Clapp (1996)
Most doubles career: 5, David Lindstrom (1995-96)
Stubby Clapp (1996)
Most triples game: 1, Brad Davis vs. Akron, (5/24/96)
Andy Gonzalez & Dax Holmstead vs. Arkansas (5/28/95)
Clint Bryant vs. Providence (5/27/95)
Tyler Carson vs. Temple, 5/26/01
Most triples series: 1, seven players
Most triples career: 1, seven players
Most home runs game: 2, Clint Bryant vs. Arkansas (5/28/95)
Dion Ruecker vs. Providence (5/27/95)
Most home runs series: 3, Clint Bryant (1995)
Bryon Smith (2001)
Most home runs career: 3, Bryon Smith (2001)
Clint Bryant (1995-96)
Most RBI game: 6, Clint Bryant vs. Providence (5/27/95)
Most RBI series: 13, Clint Bryant (1995)
Most RBI career: 13, Clint Bryant (1995-96)
Most total bases game: 10, Clint Bryant vs. Providence (5/27/95)
Clint Bryant vs. Arkansas (5/28/96)
Hit for cycle: Clint Bryant vs. Providence, 5/27/95
Most stolen bases game: 2, by several players
Most stolen bases series: 4, Kerry Hodges (2001)
Matt Kastelic (1995)
Most stolen bases career: 4, Kerry Hodges (2001)
Matt Kastelic (1995)

TEAM HITTING

Most at-bats game: 54, vs. USC (5/26/96)
Most at-bats series: 187 (1995)
Fewest at-bats game: 29, vs. Stanford (5/28/95)
Most runs game: 24, vs. Providence (5/27/95)
Most runs series: 49 (1995)
Most runs inning: 10, vs. Providence (5/27/95)
Fewest runs game: 0, at Miami (5/23/98)
at Rice (6/1/02)
Most runs- two teams: 29, vs. Providence, 5/27/95
Most hits game: 27, vs. Providence, 5/27/95
Most hits series: 67 (1995)
Fewest hits game: 5, vs. Southwest Missouri State (5/22/97)
Best batting average series: .361, 60-for-166 (1996)
Worst batting average series: .189, 14-for-78 (1997)
Most walks game: 8 vs. Mississippi State (6/5/04)
Most walks series: 15 (2004)
Most doubles game: 7 vs. Providenc (5/27/95)
Most doubles series: 15 (1995)
Most triples game: 2, twice (last vs. Akron, 5/24/96)
Most triples series: 3 (1995)
Most home runs game: 6, vs. Providence (5/27/95)
Most home runs series: 10 (1995)
Most RBI game: 24, vs. Providence (5/27/95)
Most RBI series: 47 (1995)
Fewest RBI game: 0 at Miami (5/23/98)
Most stolen bases game: 3, three times
Most stolen bases series: 7, twice (last in 2004)
Fewest stolen bases series: 0 (1998)
Most left-on-base: 13 vs. USC (5/26/96)

TEAM FIELDING

Most errors series: 8 (1996)
Most errors game: 4, vs. Stanford (5/30/95)
Most errors-two teams: 7, vs. Stanford (5/30/95)
Most putouts game: 33, vs. Texas State (5/22/97)
Fewest errors game: 0, several times
Most putouts individual game: 15, Josh Bard vs. South Carolina (5/22/98)
Most assists individual game: 6, Clint Bryant vs. Fresno State (5/25/96)
Joe Dillon vs. Arkansas (5/24/96)
Dion Ruecker vs. Stanford (5/29/95)
Gera Alvarez vs. Arizona State (5/25/01)

INDIVIDUAL PITCHING

Most appearances in series: 2, several players
Most appearances career: 4, Jimmy Frush (1995-97)
Most games started series: 2, Travis Smith (1995)
Most games started career: 2, Travis Smith (1995)
Monty Ward (1996-98)
Most innings pitched game: 9.0, several players
Most innings pitched series: 16.0, Travis Smith (1995)
Most innings pitched career: 21.2, Monty Ward (1996-98)
Most strikeouts game: 12, Monty Ward vs. South Carolina (5/22/98)
Most strikeouts series: 16, Travis Smith (1995)
Most strikeouts career: 28, Monty Ward (1995-98)
Most wins series: 1, six pitchers
Most saves series: 1, John Milton (2004)
Most saves career: 1, John Milton (2004)
Complete games: Shane Wright (9.0) vs. North Carolina (5/21/98)
Monty Ward (8.0) vs. Southwest Missouri State (5/22/97)
Ryan Brewer (9.0) vs. Akron (5/24/96)
Jeff Peck (8.2) vs. Stanford (5/29/95)
Brandon Kolb (9.0) vs. Stanford (5/28/95)
Travis Smith (9.0) vs. Providence, 5/27/95
Cory Metzler (9.0) vs. Princeton (5/27/00)
Cory Metzler (9.0) vs. Temple (5/26/01)
Matt Harbin (9.0) vs. Cal State Fullerton (5/27/01)

TEAM PITCHING

Most innings pitched game: 11.0, vs. USC (5/26/96)
vs. Texas State (5/22/97)
Most IP series: 44.2 (1995)
Most hits allowed game: 19 vs. USC (5/26/96)
Fewest hits allowed game: 3 vs. Stanford (5/28/95)
Most runs allowed game: 13, at Miami (5/23/98)
vs. USC (5/26/96)
Fewest runs allowed game: 1, vs. Princeton (5/27/00)
vs. Stanford (5/28/95)
Most runs allowed inning: 6 (11th) vs. USC (5/26/96)
Best ERA series: 1.89 (1997)
Worst ERA series: 7.67 (1998)
Most earned runs allowed game: 12, twice, (last vs. USC, 5/26/96)
Fewest earned runs allowed game: 0, vs. Missouri State (5/22/97)
vs. Akron (5/24/96)
Most strikeouts game: 15, vs. South Carolina (5/22/98)
Fewest strikeouts game: 2, vs. Cal State Fullerton (2nd Game) (5/27/01)
Most strikeouts series: 4 (1995)
Fewest strikeouts series: 19 (1997)
Most walks allowed game: 9, vs. USC (5/26/96)
Fewest walks allowed game: 0, vs. North Carolina (5/21/98)
vs. Southwest Missouri State (5/22/97)
vs. Providence (5/27/95)

NCAA NOTABLES

Most attended game: 5,814, vs. USC in Lubbock (5/26/96)
Longest game (time): 4:21, vs USC (5/26/96)
Longest game (innings): 11.0, vs. Texas State (5/22/97), vs. USC (5/26/96)
Most games played series: 5 (1995), 5 (2001)
Biggest comeback to win: trailed 8-3 against Arizona State in top of the 4th, won the game 9-8 on a passed ball in the bottom of the 9th (5/26/01)
Biggest lead after one inning: 8-0, vs. Providence (5/27/95)
Biggest blown lead: 6 runs, 8-2 (8th), lost 9-8 vs. South Carolina (5/22/98)





TEXAS TECH BIG 12 CHAMPIONSHIP HISTORY

| YEAR | OPPONENT           | W/L | SCORE    | SITE                 |
|------|--------------------|-----|----------|----------------------|
| 1997 | Missouri           | W   | 12-2     | Oklahoma City, Okla. |
|      | #14 Oklahoma       | L   | 3-5      |                      |
|      | #18 Texas A&M      | W   | 9-6      |                      |
|      | #12 Oklahoma State | W   | 7-6      |                      |
| 1998 | #14 Oklahoma       | L   | * 17-19  | Oklahoma City, Okla. |
|      | #18 Oklahoma       | W   | 5-1      |                      |
|      | #16 Baylor         | W   | 11-4     |                      |
|      | #11 Texas A&M      | L   | 7-11     |                      |
|      | #18 Oklahoma       | W   | 4-3      |                      |
| 1999 | #11 Texas A&M      | W   | * 14-7   | Oklahoma City, Okla. |
|      | Texas              | L   | 3-7      |                      |
| 2000 | Missouri           | L   | 7-8 (12) | Oklahoma City, Okla. |
|      | #12 Texas          | L   | 4-8      |                      |
| 2001 | Texas A&M          | W   | 8-6      | Oklahoma City, Okla. |
|      | #12 Texas          | W   | 4-3      |                      |
|      | #4 Baylor          | L   | 1-10     |                      |
| 2002 | Oklahoma           | W   | 17-5     | Oklahoma City, Okla. |
|      | Texas A&M          | L   | 6-8      |                      |
|      | Oklahoma           | L   | 3-4      |                      |
| 2004 | Kansas State       | W   | 5-4 (12) | Arlington, Texas     |
|      | #13 Nebraska       | L   | 8-12     |                      |
|      | Kansas State       | L   | 6-7      |                      |
| 2005 | Baylor             | L   | 3-8      | Arlington, Texas     |
|      | #17 Oklahoma       | L   | 1-3      |                      |
| 2006 | #5 Nebraska        | W   | 5-3      | Oklahoma City, Okla. |
|      | #17 Missouri       | L   | 1-10     |                      |
|      | #5 Nebraska        | L   | 1-2      |                      |
| 2009 | #6 Texas           | L   | 0-4      | Oklahoma City, Okla. |
|      | #11 Nebraska       | L   | 4-6      |                      |
|      | Baylor             | L   | 3-5      |                      |
| 2010 | #8 Oklahoma        | L   | 2-5      | Oklahoma City, Okla. |
|      | #15 Missouri       | W   | 4-2      |                      |
|      | #19 Texas A&M      | L   | 4-11     |                      |
| 2011 | #1 Texas A&M       | L   | 2-9      | Oklahoma City, Okla. |
|      | #1 Texas           | W   | 4-2      |                      |
| 2013 | Missouri           | L   | 3-7      | Oklahoma City, Okla. |
|      | #13 Texas A&M      | L   | 5-10     |                      |
|      | #12 Oklahoma       | L   | 1-3      |                      |
|      | #15 Kansas State   | L   | 3-4      |                      |
| 2013 | #24 Oklahoma       | L   | 0-8      | Oklahoma City, Okla. |
|      | Baylor             | W   | 8-2      |                      |

\* - Big 12 Tournament Championship Game

**TEXAS TECH RECORDS**

| By Site              | W         | L         |
|----------------------|-----------|-----------|
| Arlington, Texas     | 1         | 4         |
| Oklahoma City, Okla. | 14        | 22        |
| <b>TOTAL</b>         | <b>15</b> | <b>26</b> |

| By Opponents   | W         | L         |
|----------------|-----------|-----------|
| Baylor         | 2         | 3         |
| Kansas State   | 1         | 2         |
| Missouri       | 2         | 3         |
| Oklahoma       | 3         | 7         |
| Oklahoma State | 1         | 0         |
| Nebraska       | 1         | 3         |
| Texas          | 2         | 3         |
| Texas A&M      | 3         | 5         |
| <b>TOTAL</b>   | <b>15</b> | <b>26</b> |

| By Coaches              | W         | L         |
|-------------------------|-----------|-----------|
| Larry Hays (1997-2006)  | 12        | 18        |
| Dan Spencer (2009-2011) | 2         | 6         |
| Tim Tadlock (2013)      | 1         | 2         |
| <b>TOTAL</b>            | <b>15</b> | <b>26</b> |

**BIG 12 CHAMPIONSHIP TITLES**

| YEAR       | SITE                 |
|------------|----------------------|
| 1998 _____ | Oklahoma City, Okla. |

**BIG 12 ALL-TOURNAMENT TEAM SELECTIONS**

| YEAR       | PLAYER                     |
|------------|----------------------------|
| 1997 _____ | Joe Dillon (1B)            |
|            | Brandon Toro (OF)          |
|            | Jason Landreth (DH)        |
|            | Jason Gooding (P)          |
| 1998 _____ | <b>MVP</b> - Josh Bard (C) |
|            | Keith Ginter (2B)          |
|            | Jason Landreth (OF)        |
|            | Brennan Burns (DH)         |
|            | Shane Wright (P)           |
| 1999 _____ | Josh Bard (C)              |
| 2000 _____ | Marco Cunningham (OF)      |
| 2002 _____ | Jake Brown (3B)            |
| 2006 _____ | Patrick Smart (1B)         |
| 2010 _____ | Barrett Barnes (1B)        |
|            | Chad Bettis (P)            |





TEXAS TECH BIG 12 CHAMPIONSHIP ALL-TIME RECORDS

TEAM HITTING - TOURNAMENT

Table with 2 columns: Statistic and Value. Includes Average (.390), At bats (183), Runs (48), Hits (69), Doubles (17), Triples (2), Home Runs (7), Extra-base Hits (26), On-base Pct. (.442), Slugging Pct. (.607), RBI (44), Strikeouts (36), Walks (18 2x), Hit Batters (5), Stolen Bases (8 2x), Most Left on Base (33), Least Left on Base (11).

TEAM HITTING - GAME

Table with 2 columns: Statistic and Value. Includes Average (.452), At bats (47), Runs (17 2x), Hits (19), Doubles (6), Triples (1), Home Runs (3), Extra-base Hits (9 2x), Total Bases (35), RBI (17), Strikeouts (11), Walks (6), Hit Batters (3), Stolen Bases (4), Most Left on Base (11).

INDIVIDUAL HITTING - TOURNAMENT

Table with 2 columns: Statistic and Value. Includes Games (5 16x), Average (.556), At bats (24), Runs (9), Hits (12), Doubles (4), Triples (1), Home Runs (4), RBI (12), Extra-base Hits (5 3x), Strikeouts (6 4x), Walks (8), Hit by Pitch (3), Stolen Bases (4).

INDIVIDUAL HITTING - GAME

Table with 2 columns: Statistic and Value. Includes At bats (6 7x), Runs (4 2x), Hits (4 5x), Doubles (2 5x), Triples (1), Home Runs (2 2x), Extra-base Hits (3), Total Bases (8 3x), RBI (5 2x), Strikeouts (3 10x), Walks (2 10x), Hit by Pitch (2 3x), Stolen Bases (2 3x).

\* Most Recent Occasion

TEAM PITCHING - TOURNAMENT

Table with 2 columns: Statistic and Value. Includes Lowest ERA (4.00), Highest ERA (6.55), Innings Pitched (44.0), Runs (38), Fewest Runs (13), Earned Runs (32), Fewest Earned Runs (10), Hits (63), Fewest Hits (23), Strikeouts (44), Fewest Strikeouts (11), Walks (17), Fewest Walks (5), Complete Games (1 4x), Shutouts (N/A).

TEAM PITCHING - GAME

Table with 2 columns: Statistic and Value. Includes Innings Pitched (12.0), Hits (21), Fewest Hits (6 2x), Runs (19), Fewest Runs (1), Earned Runs (13), Fewest Earned Runs (0), Walks (9), Fewest Walks (0), Strikeouts (14), Fewest Strikeouts (1), Home Runs Allowed (2 7x), Most Hit Batters (4).

INDIVIDUAL PITCHING - TOURNEY

Table with 2 columns: Statistic and Value. Includes Games (4), Wins (1), Losses (1), Saves (2 2x), Complete Games (1 4x), Shutouts (N/A), ERA (0.00), Innings Pitched (9.0 3x), Hits (14), Runs (11), Earned Runs (7), Strikeouts (7), Walks (10), Chris Phillips (2001), Chad Bettis (2010), Shane Wright (1999).

INDIVIDUAL PITCHING - GAME

Table with 2 columns: Statistic and Value. Includes Low-hit CG (6), Innings (9.0 4x), Hits (14), Runs (11), Earned Runs (7), Strikeouts (10), Walks (6).

RELIEF PITCHING - GAME

Table with 2 columns: Statistic and Value. Includes IP (6.1), Hits (7), Runs (5), Earned Runs (3 5x), Strikeouts (5), Walks (3).

MISCELLANEOUS

Table with 2 columns: Statistic and Value. Includes Games (5 2x), Longest Game, Time (4:12), Longest Game, Innings (12 2x), Shortest Game, Time (2:05), Highest Attendance (10,400), Lowest Attendance (1,900), Largest Margin of Victory (12 runs), Largest Margin of Defeat (9 runs), Biggest Deficit Overcame (3), Biggest Lead to Squander (6), Most Runs in Inning (8).



## ALL-TIME LETTERWINNERS

|   |   |   |  |  |
|---|---|---|--|--|
| --- A ---                                       |   |   | Blackburn, N/A _____ OF _____ 1928             | Christianson, Brian _____ INF _____ 1986-87    |
| Abbott, Pat _____ P _____ 1966-67-68            | Achilles, John _____ P _____ 1981-82            | Ackerman, Chaz _____ P _____ 2000               | Blair, Cameron _____ INF _____ 2004-05         | Clapp, Stubby _____ 2B _____ 1996              |
| Actkinson, Johnny _____ N/A _____ N/A           | Adams, Butch _____ N/A _____ 1959               | Adams, Mike _____ INF _____ 1990-91             | Blankenship, Bill _____ P _____ 1974           | Cleveland, Justin _____ P _____ 2002           |
| Aguilar, Alejandro _____ INF _____ 1985-86      | Ahern, Tim _____ C _____ 2006-07                | Alavi, Mehdi _____ C _____ 2009                 | Blankenship, Nick _____ 3B _____ 2001-02       | Cleveland, Todd _____ OF _____ 1990            |
| Alexander, David _____ INF _____ 1981           | Alexander, Sean _____ OF _____ 2002             | Alexander, Wick _____ INF _____ 1955-56-57      | Blasingame, Kent _____ OF _____ 1990-91-92     | Cloud, Brian _____ P _____ 2006-07-08-09       |
| Alfred, Bart _____ OF _____ 1987                | Allbritton, Kenny _____ INF _____ 1981-82-83-84 | Alfred, Bart _____ OF _____ 1987                | Bledsoe, Roger _____ 2B _____ 1996             | Coco, Matthew _____ UTL _____ 2004             |
| Allcorn, R.V. _____ C _____ 1955                | Allred, James _____ N/A _____ N/A               | Allsup, Jay _____ Util. _____ 2001              | Boatner, John _____ N/A _____ N/A              | Coffee, Stan _____ N/A _____ 1964-65           |
| Allred, James _____ N/A _____ N/A               | Allen, Dave _____ INF _____ 1956-57-58-59       | Altbelli, Bo _____ C/INF _____ 2010-11-12       | Boesinger, Brian _____ P _____ 1989-90         | Cogdell, Kenny _____ N/A _____ 1977-78-79      |
| Allen, Jeff _____ P _____ 1983-84               | Allen, Jeff _____ P _____ 1983-84               | Alvarez, Gera _____ SS _____ 2001-02            | Bolton, David _____ N/A _____ 1977-78-79       | Cole, Daniel _____ P _____ 1999-2000           |
| Allison, Cade _____ P _____ 1998-99             | Alsup, Jay _____ Util. _____ 2001               | Alvarez, Jose _____ 3B-OF _____ 1997            | Booker, Amory _____ N/A _____ 1985             | Coleman, David _____ C _____ 1987              |
| Alsop, Jay _____ Util. _____ 2001               | Altbelli, Bo _____ C/INF _____ 2010-11-12       | Anderson, C. _____ N/A _____ 1966               | Books, Jason _____ SS _____ 1993               | Colonel, Christian _____ INF _____ 2003        |
| Altbelli, Bo _____ C/INF _____ 2010-11-12       | Alvarez, Gera _____ SS _____ 2001-02            | Anderson, Dan _____ P _____ 1983                | Booth, Mark _____ C _____ 1986                 | Colvard, Bob _____ N/A _____ 1965              |
| Alvarez, Jose _____ 3B-OF _____ 1997            | Anderson, Donny _____ P-INF _____ 1964-65-66    | Anderson, Donny _____ P-INF _____ 1964-65-66    | Boss, James _____ C _____ 1972-73-74           | Comeaux, Johnny _____ INF _____ 1983           |
| Anderson, C. _____ N/A _____ 1966               | Anderson, Larry _____ C _____ 1964-65           | Anderson, Donny _____ P-INF _____ 1964-65-66    | Boteler, Don _____ N/A _____ N/A               | Conine, Brady _____ P _____ 2005               |
| Anderson, Dan _____ P _____ 1983                | Aragon, Phillip _____ RHP _____ 2001            | Arduzone, Pete _____ N/A _____ 1990             | Bottom, David _____ P _____ 1978-79            | Conley, Devon _____ OF _____ 2013              |
| Anderson, Donny _____ P-INF _____ 1964-65-66    | Arduzone, Pete _____ N/A _____ 1990             | Arnerich, Tony _____ C _____ 2001               | Bourland, Dave _____ N/A _____ 1958-59         | Cooper, Eric _____ P _____ 1998                |
| Anderson, Larry _____ C _____ 1964-65           | Arnerich, Tony _____ C _____ 2001               | Arnold, Boo _____ OF _____ 1987                 | Bowman, James _____ P _____ 1996               | Cooper, Justin _____ RHP _____ 2010            |
| Aragon, Phillip _____ RHP _____ 2001            | Arnold, Boo _____ OF _____ 1987                 | Arredondo, Gilbert _____ OF _____ 1988-89       | Boyd, Bruce _____ 1B _____ 1958-59-60          | Copple, Mike _____ P _____ 1992-93             |
| Ardizzone, Pete _____ N/A _____ 1990            | Arredondo, Gilbert _____ OF _____ 1988-89       | Arthur, D'Nard _____ DH _____ 1988-89-90-91     | Boydston, Jeff _____ OF _____ 1988, 1990-91-92 | Cornejo, Jesse _____ LHP _____ 1998            |
| Arnerich, Tony _____ C _____ 2001               | Arthur, D'Nard _____ DH _____ 1988-89-90-91     | Ashby, Gary _____ 1B _____ 1974-75-76-77        | Brady, Edward _____ N/A _____ N/A              | Correia, Mike _____ P _____ 1984               |
| Arnold, Boo _____ OF _____ 1987                 | Ashby, Gary _____ 1B _____ 1974-75-76-77        | Ashby, Taylor _____ OF _____ 2007-08-09-10      | Brady, Josh _____ INF _____ 2004               | Corwin, Aaron _____ RHP _____ 2011-12          |
| Arredondo, Gilbert _____ OF _____ 1988-89       | Ashby, Taylor _____ OF _____ 2007-08-09-10      | Ault, Doug _____ 1B _____ 1971-72               | Braden, Dallas _____ P _____ 2004              | Coulombe, Daniel _____ LHP _____ 2011-12       |
| Arthur, D'Nard _____ DH _____ 1988-89-90-91     | Ault, Doug _____ 1B _____ 1971-72               | Austray, Mark _____ 1B _____ 1998-99-2000       | Bradley, Ronnie _____ P _____ 1956             | Counts, Gary _____ N/A _____ N/A               |
| Ashby, Gary _____ 1B _____ 1974-75-76-77        | Austray, Mark _____ 1B _____ 1998-99-2000       | Auten, Collin _____ RHP _____ 2007              | Brandenburg, Mark _____ P _____ 1991-92        | Covalt, Geoff _____ P _____ 1992-93            |
| Ashby, Taylor _____ OF _____ 2007-08-09-10      | Auten, Collin _____ RHP _____ 2007              | Avants, Carey _____ INF _____ 2005              | Brandon, Ramey _____ P _____ 1962-63           | Cox, Ralph _____ N/A _____ 1967                |
| Ault, Doug _____ 1B _____ 1971-72               | Avants, Carey _____ INF _____ 2005              | Ayers, Carter _____ INF _____ 1997              | Brewer, Ryan _____ P _____ 1995-96             | Cowan, Bryan _____ OF _____ 1974-75-76-77      |
| Austray, Mark _____ 1B _____ 1998-99-2000       | Ayers, Carter _____ INF _____ 1997              | Ayers, Ronnie _____ 2B _____ 1962-63-64         | Brock, Steven _____ P _____ 1971-72-73-74      | Craft, Jerry _____ P _____ 1959                |
| Auten, Collin _____ RHP _____ 2007              | Ayers, Ronnie _____ 2B _____ 1962-63-64         | Avery, Louis _____ P _____ 1973                 | Bromley, Mike _____ P _____ 1961               | Cranford, Austin _____ DH _____ 2001-02        |
| Avants, Carey _____ INF _____ 2005              | Avery, Louis _____ P _____ 1973                 | --- B ---                                       |  |  |
| Ayers, Carter _____ INF _____ 1997              | Bafidis, Cory _____ LHP _____ 2011              |   |  |  |
| Ayers, Ronnie _____ 2B _____ 1962-63-64         | Baker, Ben _____ INF _____ 2007                 | Baker, Richard _____ 3B _____ 1962              | Brooks, N/A _____ N/A _____ 1974               | Crawford, Jim _____ OF _____ 1954              |
| Avery, Louis _____ P _____ 1973                 | Baker, Richard _____ 3B _____ 1962              | Ballard, Jerry _____ INF _____ 1970-71          | Brooks, Don _____ P _____ 1954                 | Crown, Larry _____ OF _____ 1973-74            |
| --- B ---                                       |   |   |  |  |
| Bafidis, Cory _____ LHP _____ 2011              | Baker, Ben _____ INF _____ 2007                 | Ballard, Jerry _____ INF _____ 1970-71          | Brooks, Jason _____ SS _____ 1993              | Culver, Grant _____ OF _____ 2000              |
| Baker, Ben _____ INF _____ 2007                 | Baker, Richard _____ 3B _____ 1962              | Barber, Lawrence _____ N/A _____ 1958           | Brothers, A.J. _____ N/A _____ 1926-27-28      | Cummings, Lloyd _____ N/A _____ 1975-76        |
| Baker, Richard _____ 3B _____ 1962              | Ballard, Jerry _____ INF _____ 1970-71          | Barber, Lawrence _____ N/A _____ 1958           | Brown, Dalton _____ RHP _____ 2013             | Cunningham, Bryce _____ INF _____ 1991         |
| Ballard, Jerry _____ INF _____ 1970-71          | Barber, Lawrence _____ N/A _____ 1958           | Bard, Josh _____ C _____ 1997-98-99             | Brown, Jake _____ 3B _____ 2002                | Cunningham, Eric _____ P _____ 1999            |
| Barber, Lawrence _____ N/A _____ 1958           | Bard, Josh _____ C _____ 1997-98-99             | Barker, Richard _____ N/A _____ 1963            | Brown, Logan _____ OF _____ 2008-09            | Cunningham, Marco _____ OF _____ 1999-00       |
| Bard, Josh _____ C _____ 1997-98-99             | Barker, Richard _____ N/A _____ 1963            | Barlow, Joe Dee _____ 3B _____ 1962             | Broyles, Shane _____ RHP _____ 2012            | Curry, Bill _____ N/A _____ 1959               |
| Barker, Richard _____ N/A _____ 1963            | Barlow, Joe Dee _____ 3B _____ 1962             | Barnes, Barrett _____ 1B/OF _____ 2010-11-12    | Bruce, T.J. _____ INF _____ 2003               | Cusak, Steve _____ OF _____ 1972-73            |
| Barlow, Joe Dee _____ 3B _____ 1962             | Barnes, Barrett _____ 1B/OF _____ 2010-11-12    | Barnes, Marty _____ P _____ 1972-73             | Bruening, Brett _____ RHP _____ 2010           | Cushman, Greg _____ OF _____ 1991              |
| Barnes, Barrett _____ 1B/OF _____ 2010-11-12    | Barnes, Marty _____ P _____ 1972-73             | Barney, Cody _____ INF _____ 1997               | Bryant, Clint _____ 3B _____ 1993-94-95-96     | Custred, Matt _____ RHP _____ 2013             |
| Barnes, Marty _____ P _____ 1972-73             | Barney, Cody _____ INF _____ 1997               | Barrett, Mike _____ N/A _____ N/A               | Bryant, Robert _____ P _____ 1978-79-80-81     | --- D ---                                      |
| Barney, Cody _____ INF _____ 1997               | Barrett, Mike _____ N/A _____ N/A               | Barrick, Gary _____ OF _____ 1972-73            | Buchenauer, Joel _____ 2B _____ 2002           | Daly, Ryan _____ INF _____ 1991                |
| Barrick, Gary _____ OF _____ 1972-73            | Barrick, Gary _____ OF _____ 1972-73            | Barrios, Jake _____ 3B _____ 2013               | Buck, Dusty _____ IF _____ 2000-02-03          | Darnell, James _____ P _____ 1984-85-86        |
| Barrios, Jake _____ 3B _____ 2013               | Barrios, Jake _____ 3B _____ 2013               | Bartley, Dick _____ N/A _____ 1964-65-66-67     | Buckley, Brandon _____ C-1B _____ 1997-98      | Davidson, Jon _____ P _____ 1974-75            |
| Bartley, Dick _____ N/A _____ 1964-65-66-67     | Bartley, Dick _____ N/A _____ 1964-65-66-67     | Bartley, Richard _____ N/A _____ 1970-71        | Burleson, Bryant _____ 2B/3B _____ 2012-13     | Davidson, Tim _____ P _____ 1996               |
| Bartley, Richard _____ N/A _____ 1970-71        | Bartley, Richard _____ N/A _____ 1970-71        | Bass, Blake _____ 1B _____ 2012-13              | Burnett, Arthur _____ N/A _____ 1927-28        | Davis, Brad _____ OF _____ 1996                |
| Bass, Blake _____ 1B _____ 2012-13              | Bass, Blake _____ 1B _____ 2012-13              | Bates, Buzz _____ 1B _____ 1956-57              | Burnett, Joe _____ RHP _____ 2010              | Davis, Brandon _____ P _____ 1993              |
| Bates, Buzz _____ 1B _____ 1956-57              | Bates, Buzz _____ 1B _____ 1956-57              | Bates, John Henry _____ INF _____ 1954-55-56-57 | Burns, Brennan _____ INF _____ 1998-99-2000-01 | Davis, Bret _____ N/A _____ 1982               |
| Bates, John Henry _____ INF _____ 1954-55-56-57 | Bates, John Henry _____ INF _____ 1954-55-56-57 | Bauder, Nathan _____ RHP _____ 2013             | Bustos, Saul _____ 3B _____ 1993-94            | Davis, Cagle _____ OF _____ 1961-62-63         |
| Bauder, Nathan _____ RHP _____ 2013             | Baxter, Kevin _____ C _____ 1981                | Baxter, Kevin _____ C _____ 1981                | Buthorne, _____ N/A _____ 1968-69              | Davis, Guy _____ OF _____ 1962                 |
| Baxter, Kevin _____ C _____ 1981                | Beck, Doug _____ INF _____ 2003                 | Beck, Doug _____ INF _____ 2003                 | Butler, Shane _____ P _____ 1993-94            | Davis, Jeff _____ OF _____ 1985                |
| Beck, Doug _____ INF _____ 2003                 | Beck, Doug _____ INF _____ 2003                 | Beiras, Mike _____ P _____ 1987-88              | Butler, Zach _____ P _____ 2005-06             | Davis, Joe _____ N/A _____ 1992                |
| Beiras, Mike _____ P _____ 1987-88              | Bell, Brett _____ OF _____ 2013                 | Bell, Brett _____ OF _____ 2013                 | Byrd, Harvey _____ N/A _____ N/A               | Davis, Jon _____ OF _____ 1993-94              |
| Bell, Brett _____ OF _____ 2013                 | Belovsky, Josh _____ P _____ 1995               | Belovsky, Josh _____ P _____ 1995               | Byrne, Shawn _____ OF _____ 1988               | Davis, Malcolm _____ OF _____ 1993             |
| Belovsky, Josh _____ P _____ 1995               | Benham, Craig _____ OF _____ 1993               | Benham, Craig _____ OF _____ 1993               | Byrnes, Geoff _____ INF _____ 2007             | Davis, Zach _____ OF _____ 2013                |
| Benham, Craig _____ OF _____ 1993               | Bennett, Marshall _____ OF _____ 1996           | Bennett, Marshall _____ OF _____ 1996           | --- C ---                                      |  |
| Bennett, Marshall _____ OF _____ 1996           | Benson, Matt _____ P _____ 1990                 | Benson, Matt _____ P _____ 1990                 | Caffee, Ronald _____ OF _____ 1962             | Dawson, Andy _____ INF _____ 1981-82           |
| Benson, Matt _____ P _____ 1990                 | Berry, Justin _____ INF _____ 2009-10           | Berry, Justin _____ INF _____ 2009-10           | Callender, Joey _____ INF _____ 2005-06        | Deal, Randy _____ C _____ 1989                 |
| Berry, Justin _____ INF _____ 2009-10           | Bertillion, David _____ C _____ 2000            | Bertillion, David _____ C _____ 2000            | Callerman, David _____ P _____ 1966-67         | Dean, Bill _____ OF _____ 1958-59-60-61        |
| Bertillion, David _____ C _____ 2000            | Bethard, Justin _____ RHP _____ 2013            | Bethard, Justin _____ RHP _____ 2013            | Cannon, Doug _____ C _____ 1962-63-64          | Dean, Matt _____ N/A _____ 1981                |
| Bethard, Justin _____ RHP _____ 2013            | Bettis, Chad _____ RHP _____ 2008-09-10         | Bettis, Chad _____ RHP _____ 2008-09-10         | Caperton, Glenn _____ P _____ 1981-82-83-84    | Decker, Darryl _____ P _____ 1984              |
| Bettis, Chad _____ RHP _____ 2008-09-10         | Bewley, Mike _____ OF _____ 1974-75-76-77       | Bewley, Mike _____ OF _____ 1974-75-76-77       | Capka, Ted _____ P _____ 1971                  | DeHaven, Coby _____ OF _____ 1986-87           |
| Bewley, Mike _____ OF _____ 1974-75-76-77       | Bickley, John _____ P _____ 1971-72-73-74       | Bickley, John _____ P _____ 1971-72-73-74       | Capps, Brian _____ UTL _____ 2005-06           | Deichert, Matt _____ INF _____ 2001            |
| Bickley, John _____ P _____ 1971-72-73-74       | Biggers, Samuel _____ N/A _____ N/A             | Biggers, Samuel _____ N/A _____ N/A             | Cappuccio, Michael _____ INF _____ 2004-05-06  | Delagarza, Eddie _____ N/A _____ 1986          |
| Biggers, Samuel _____ N/A _____ N/A             | Bingham, Walter _____ 1B _____ 1956-57          | Bingham, Walter _____ 1B _____ 1956-57          | Carden, Ricky _____ N/A _____ N/A              | Delgado, Jose _____ INF _____ 2004             |
| Bingham, Walter _____ 1B _____ 1956-57          | Black, Pat _____ P _____ 1987-88                | Black, Pat _____ P _____ 1987-88                | Carnline, Billy _____ P _____ 2005             | Deller, Bob _____ OF _____ 1988-89             |
| Black, Pat _____ P _____ 1987-88                | Black, Tom _____ N/A _____ 1976-77              | Black, Tom _____ N/A _____ 1976-77              | Carroll, David _____ P _____ 1981-82           | Demere, George _____ P/INF _____ 1954-55-56-57 |
| Black, Tom _____ N/A _____ 1976-77              | --- C ---                                       |   |  |  |
| Caffee, Ronald _____ OF _____ 1962              |   |   |  | Dennis, Matt _____ P _____ 1980-81-82          |
| Callender, Joey _____ INF _____ 2005-06         | Callender, Joey _____ INF _____ 2005-06         | Callerman, David _____ P _____ 1966-67          | Carson, Tyler _____ OF _____ 2001-02           | Dennis, Steve _____ P _____ 1981-82            |
| Callerman, David _____ P _____ 1966-67          | Callerman, David _____ P _____ 1966-67          | Cannon, Doug _____ C _____ 1962-63-64           | Carter, John _____ C _____ 1989                | DeWitt, Chubby _____ 2B _____ 1927-28          |
| Cannon, Doug _____ C _____ 1962-63-64           | Cannon, Doug _____ C _____ 1962-63-64           | Caperton, Glenn _____ P _____ 1981-82-83-84     | Carver, Roy _____ OF _____ 1971                | Dickenson, William _____ N/A _____ N/A         |
| Caperton, Glenn _____ P _____ 1981-82-83-84     | Caperton, Glenn _____ P _____ 1981-82-83-84     | Capka, Ted _____ P _____ 1971                   | Castle, Noah _____ N/A _____ 1975              | Dillon, Joe _____ 1B-OF _____ 1996-97          |
| Capka, Ted _____ P _____ 1971                   | Capka, Ted _____ P _____ 1971                   | Capps, Brian _____ UTL _____ 2005-06            | Castro, Abel _____ INF _____ 1981              | Dinsmoore, David _____ P _____ 2006            |
| Capps, Brian _____ UTL _____ 2005-06            | Capps, Brian _____ UTL _____ 2005-06            | Cappuccio, Michael _____ INF _____ 2004-05-06   | Castro, John _____ N/A _____ N/A               | Dobyns, Tommy _____ SS _____ 1984              |
| Cappuccio, Michael _____ INF _____ 2004-05-06   | Cappuccio, Michael _____ INF _____ 2004-05-06   | Carden, Ricky _____ N/A _____ N/A               | Cato, Paul _____ N/A _____ 1958                | Donelson, S. (Burgess) _____ N/A _____ 1957-58 |
| Carden, Ricky _____ N/A _____ N/A               | Carden, Ricky _____ N/A _____ N/A               | Carnline, Billy _____ P _____ 2005              | Cervantes, Eddie _____ INF _____ 1972-73-74    | Doran, Bobby _____ RHP _____ 2010              |
| Carnline, Billy _____ P _____ 2005              | Carnline, Billy _____ P _____ 2005              | Carroll, David _____ P _____ 1981-82            | Chaidez, Lucio _____ P _____ 1990-91           | Douglas, Lorenzo _____ P _____ 2008-09         |
| Carroll, David _____ P _____ 1981-82            | Carroll, David _____ P _____ 1981-82            | Carson, Tyler _____ OF _____ 2001-02            | Champion, Don _____ 1B _____ 1966-67-68        | Dreibelbis, Ryan _____ P _____ 2004            |
| Carson, Tyler _____ OF _____ 2001-02            | Carson, Tyler _____ OF _____ 2001-02            | Carter, John _____ C _____ 1989                 | Chapin, Craig _____ P _____ 1984-85-86         | Driskell, Travis _____ P _____ 1991-92-93      |
| Carter, John _____ C _____ 1989                 | Carter, John _____ C _____ 1989                 | Carver, Roy _____ OF _____ 1971                 | Chase, Leo _____ P _____ 1954-55-56-57         | Drown, Larry _____ OF _____ 1972-73-74         |
| Carver, Roy _____ OF _____ 1971                 | Carver, Roy _____ OF _____ 1971                 | Castle, Noah _____ N/A _____ 1975               | Chavez, Luis _____ P _____ 1986-87             | Droz, Jonny _____ LHP _____ 2013               |
| Castle, Noah _____ N/A _____ 1975               | Castle, Noah _____ N/A _____ 1975               | Castro, Abel _____ INF _____ 1981               | Chiprez, Chris _____ OF _____ 1996             | Drury, Scott _____ OF _____ 1987               |
| Castro, Abel _____ INF _____ 1981               | Castro, Abel _____ INF _____ 1981               | Castro, John _____ N/A _____ N/A                | Christian, Taylor _____ RHP _____ 2011         | DuBuc, Matt _____ 1B _____ 1994-95             |
| Castro, John _____ N/A _____ N/A                | Castro, John _____ N/A _____ N/A                | Cato, Paul _____ N/A _____ 1958                 | Christiansen, Robert _____ INF _____ 1972-73   | Dudley, John _____ 1B _____ 1964-65-66         |
| Cato, Paul _____ N/A _____ 1958                 | Cato, Paul _____ N/A _____ 1958                 | Cervantes, Eddie _____ INF _____ 1972-73-74     | --- D ---                                      |  |
| Cervantes, Eddie _____ INF _____ 1972-73-74     | Cervantes, Eddie _____ INF _____ 1972-73-74     | Chaidez, Lucio _____ P _____ 1990-91            | Daly, Ryan _____ INF _____ 1991                | Darnell, James _____ P _____ 1984-85-86        |
| Chaidez, Lucio _____ P _____ 1990-91            | Chaidez, Lucio _____ P _____ 1990-91            | Champion, Don _____ 1B _____ 1966-67-68         | Darnell, James _____ P _____ 1984-85-86        | Davidson, Jon _____ P _____ 1974-75            |
| Champion, Don _____ 1B _____ 1966-67-68         | Champion, Don _____ 1B _____ 1966-67-68         | Chapin, Craig _____ P _____ 1984-85-86          | Davidson, Tim _____ P _____ 1996               | Davidson, Tim _____ P _____ 1996               |
| Chapin, Craig _____ P _____ 1984-85-86          | Chapin, Craig _____ P _____ 1984-85-86          | Chase, Leo _____ P _____ 1954-55-56-57          | Davis, Brad _____ OF _____ 1996                | Davis, Brad _____ OF _____ 1996                |
| Chase, Leo _____ P _____ 1954-55-56-57          | Chase, Leo _____ P _____ 1954-55-56-57          | Chavez, Luis _____ P _____ 1986-87              | Davis, Brandon _____ P _____ 1993              | Davis, Brandon _____ P _____ 1993              |
| Chavez, Luis _____ P _____ 1986-87              | Chavez, Luis _____ P _____ 1986-87              | Chiprez, Chris _____ OF _____ 1996              | Davis, Bret _____ N/A _____ 1982               | Davis, Bret _____ N/A _____ 1982               |
| Chiprez, Chris _____ OF _____ 1996              | Chiprez, Chris _____ OF _____ 1996              | Christian, Taylor _____ RHP _____ 2011          | Davis, Cagle _____ OF _____ 1961-62-63         | Davis, Cagle _____ OF _____ 1961-62-63         |
| Christian, Taylor _____ RHP _____ 2011          | Christian, Taylor _____ RHP _____ 2011          | Christiansen, Robert _____ INF _____ 1972-73    | Davis, Guy _____ OF _____ 1962                 | Davis, Guy _____ OF _____ 1962                 |
| Christiansen, Robert _____ INF _____ 1972-73    | Christiansen, Robert _____ INF _____ 1972-73    | --- D ---                                       |  |  |
| --- D ---                                       |   |   | Daly, Ryan _____ INF _____ 1991                | Darnell, James _____ P _____ 1984-85-86        |
| --- D ---                                       |   |   | Darnell, James _____ P _____ 1984-85-86        | Davidson, Jon _____ P _____ 1974-75            |
| --- D ---                                       |   |   | Davidson, Jon _____ P _____ 1974-75            | Davidson, Tim _____ P _____ 1996               |
| --- D ---                                       |   |   | Davidson, Tim _____ P _____ 1996               | Davis, Brad _____ OF _____ 1996                |
| --- D ---                                       |   |   | Davis, Brad _____ OF _____ 1996                | Davis, Brandon _____ P _____ 1993              |
| --- D ---                                       |   |   | Davis, Brandon _____ P _____ 1993              | Davis, Bret _____ N/A _____ 1982               |
| --- D ---                                       |   |   | Davis, Bret _____ N/A _____ 1982               | Davis, Cagle _____ OF _____ 1961-62-63         |
| --- D ---                                       |   |   | Davis, Cagle _____ OF _____ 1961-62-63         | Davis, Guy _____ OF _____ 1962                 |
| --- D ---                                       |   |   | Davis, Guy _____ OF _____ 1962                 | Davis, Jeff _____ OF _____ 1985                |
| --- D ---                                       |   |   | Davis, Jeff _____ OF _____ 1985                | Davis, Joe _____ N/A _____ 1992                |
| --- D ---                                       |   |   | Davis, Joe _____ N/A _____ 1992                | Davis, Jon _____ OF _____ 1993-94              |
| --- D ---                                       |   |   | Davis, Jon _____ OF _____ 1993-94              | Davis, Malcolm _____ OF _____ 1993             |
| --- D ---                                       |   |   | Davis, Malcolm _____ OF _____ 1993             | Davis, Zach _____ OF _____ 2013                |
| --- D ---                                       |   |   | Davis, Zach _____ OF _____ 2013                | Dawson, Andy _____ INF _____ 1981-82           |
| --- D ---                                       |   |   | Dawson, Andy _____ INF _____ 1981-82           | Deal, Randy _____ C _____ 1989                 |
| --- D ---                                       |   |   | Deal, Randy _____ C _____ 1989                 | Dean, Bill _____ OF _____ 1958-59-60-61        |
| --- D ---                                       |   |   | Dean, Bill _____ OF _____ 1958-59-60-61        | Dean, Matt _____ N/A _____ 1981                |
| --- D ---                                       |   |   | Dean, Matt _____ N/A _____ 1981                | Decker, Darryl _____ P _____ 1984              |
| --- D ---                                       |   |   | Decker, Darryl _____ P _____ 1984              | DeHaven, Coby _____ OF _____ 1986-87           |
| --- D ---                                       |   |   | DeHaven, Coby _____ OF _____ 1986-87           | Deichert, Matt _____ INF _____ 2001            |
| --- D ---                                       |   |   | Deichert, Matt _____ INF _____ 2001            | Delagarza, Eddie _____ N/A _____ 1986          |
| --- D ---                                       |   |   | Delagarza, Eddie _____ N/A _____ 1986          | Delgado, Jose _____ INF _____ 2004             |
| --- D ---                                       |   |   | Delgado, Jose _____ INF _____ 2004             | Deller, Bob _____ OF _____ 1988-89             |
| --- D ---                                       |   |   | Deller, Bob _____ OF _____ 1988-89             | Demere, George _____ P/INF _____ 1954-55-56-57 |
| --- D ---                                       |   |   | Demere, George _____ P/INF _____ 1954-55-56-57 | Dennis, Matt _____ P _____ 1980-81-82          |
| --- D ---                                       |   |   | Dennis, Matt _____ P _____ 1980-81-82          | Dennis, Steve _____ P _____ 1981-82            |
| --- D ---                                       |   |   | Dennis, Steve _____ P _____ 1981-82            | DeWitt, Chubby _____ 2B _____ 1927-28          |
| --- D ---                                       |   |   | DeWitt, Chubby _____ 2B _____ 1927-28          | Dickenson, William _____ N/A _____ N/A         |
| --- D ---                                       |   |   | Dickenson, William _____ N/A _____ N/A         | Dillon, Joe _____ 1B-OF _____ 1996-97          |
| --- D ---                                       |   |   | Dillon, Joe _____ 1B-OF _____ 1996-97          | Dinsmoore, David _____ P _____ 2006            |
| --- D ---                                       |   |   | Dinsmoore, David _____ P _____ 2006            | Dobyns, Tommy _____ SS _____ 1984              |
| --- D ---                                       |   |   | Dobyns, Tommy _____ SS _____ 1984              | Donelson, S. (Burgess) _____ N/A _____ 1957-58 |
| --- D ---                                       |   |   | Donelson, S. (Burgess) _____ N/A _____ 1957-58 | Doran, Bobby _____ RHP _____ 2010              |
| --- D ---                                       |   |   | Doran, Bobby _____ RHP _____ 2010              | Douglas, Lorenzo _____ P _____ 2008-09         |
|   |   |   |  |  |





ALL-TIME LETTERWINNERS

Dudley, Morris P 1963-64-65
Duewel, Todd P 1987-88
Dundore, David P 1983
Dunivant, Ronnie OF 1973
Duperron, Mike p 1999
Durazo, Willie C 2002
Durham, James P 1983-84
Durham, Miles OF 1998-99-2000
DuRoss, Randy OF 1992-93-94-95
Dykes, Sonny 1B 1989-90

--- E ---

Easterling, Brannon RHP 2012
Easterwood, Bill P 1962-63
Eddy, Chris P 1989
Edelman, Wilburn P 1926-27-28-29
Edler, Steve OF 1978-79-80
Edwards, Madison OF 2002-03-04-05
Edwards, Phil N/A 1985
Edwing, Donald OF 1983
Eiguren, Chaz 1B/DH 1999-2000
Elizondo, Ryan INF 1992
Enriquez, Frank P 1983
Erculiani, Darin C-OF 1992-93
Ertel, Chad RHP 2001-02
Erzinger, Scott LHP 2010-11
Eureste, Matt INF 2012
Evans, Drew OF 2006-07
Evans, Joel P 2004
Evans, Roger Mac P 1960-61-62

--- F ---

Farrar, Colt RHP 2009-10
Findley, Glen N/A N/A
Flanigan, Charles P 1958-59-60
Fleming, Kengray OF 2009
Flora, Ben LHP 2009-10-11-12
Florence, A.J. SS 2013
Ford, Kyle SS 1989
Forkerway, Trey INF 1992-93
Fornea, Russ P 2008
Fossum, Brent OF 2001-02-03
Fossum, Clancy P 1999-2000-01
Foster, Brandon P 2009
Foster, Pat 3B 1974-75-76-77
Fouts, Cooper C 2003-04-05
Fouts, Nathan P 2002-03
Fowler, Mike OF 1981
Fowler, Trae C 1986-87
Fowler, Zach LHP 2011
Fox, Brian C 1996
Fox, Eldon P 1965-66
Fox, Joe P 1963-64-65
Free, Kelly P 1994-95
Freeman, Chet N/A 1975
Fricks, Scott C 1987
Frost, Eldon N/A 1964-65
Frost, Eldon C/OF 1975-76-77
Fruge, Dwight P 1987-88
Frush, Jimmy P 1994-95-96-97
Fry, Adam P 2004-05
Fuller, Cody OF 2002-03-04-05
Funts, Bob 2B 1962

--- G ---

Gage, Travis P 1991-92-93
Galanos, Chris OF 1965-66
Garcia, Lanny P 1977
Garcia, Ruben P 1970-71-72-73
Garrido, Mike P 1984
Garrison, Gehrig OF 1956-57-58-59
Gary, Glen 1B 1962
Garza, David 2B/OF 1999-2000
Gattis, Randy P 2004-05-06
Geck, David SS 1986-87
Gerstner, Corey P 2002-03-04
Geurin, Robert P 1970-71
Gibbins, Doug INF 1961-62-63
Gibson, George OF 1959-60-61
Gilbert, N/A N/A 1968
Gilpin, Duncan P N/A
Ginter, Keith 2B 1997-98
Glenn, Darrin INF 1991

Godley, James N/A 1969
Goff, Steve N/A N/A
Gonzalez, Andy P 1995
Gonzalez, Paul RHP 2007-08
Gooch, Steve P 2002-03-04
Goode, Carl P 1962
Goode, Stan N/A 1970
Gooding, Jason P 1997
Goodwin, Dub N/A N/A
Goulding, Gil P 1979-80
Graves, Grady OF 1954-55
Gray, Dollie N/A 1926
Gray, Willis N/A 1928
Green, N/A N/A 1968
Gregg, Brody OF 1994
Gregg, J. N/A N/A
Gregory, N/A N/A 1968
Griffin, "Rip" SS 1954-55
Griffin, Mike N/A 1972-73-74
Griffis, Justin C 2001
Griffith, Dax N/A 1972
Grim, Joseph P 1983
Grimes, John 1B 1981-82-83-84
Grimmell, Norman P N/A
Grimmer, Steve C 1973
Groener, David INF 2006
Gross, Bob 1B/C 1983-84-85
Guerin, N/A P 1971
Guerrero, Mike P 1984
Guerry, Kyle P 1988-89-90
Gustafson, Mike INF 1986-87-88-89
Gutierrez, Cesar P 1999-2000
Gutierrez, Eric 1B 2013
Guzman, Moses INF 1983
Gwinn, Carter C 2007

--- H ---

Hagen, Stephen 1B 2010-11-12
Haggard, Jerry 2B 1966-67-68-69
Haley, Tommy C 1975-76
Hall, Chris INF 2007-08
Hall, Ricki P 1978-79
Ham, Doug P 1970-71
Ham, Justin INF 1999
Hamilton, Red N/A 1927
Hammersley, Grant P 1990-91-92
Hampton, Buddy P 1967-68
Haney, Josh INF 2003-04
Hannah, Kevin P 1993-94
Hanslik, Nick OF 2009, 2011-12
Harbin, Matt LHP 2000-01-02
Hargrove, Carleton P 2005-06
Harlan, Guy N/A 1927
Harp, Jeffrey 2B 1979-80-81-82
Harris, Bob C 1976-77
Harris, Clark INF 2000-01-02
Harris, Donald OF 1988-89
Harrison, Charles INF 1961-62
Harriss, Robin C 1993-94
Hart, Joey C/1B 1999
Harycki, Jim P 1984
Hast, Wayne N/A N/A
Hatfield, Derek P 1981-82-83
Hawkins, Paul P 1956-57
Hayburst, Bob N/A 1927
Hayes, Roberts P 1965-66
Hays, Shanon INF 1989-90
Hazzard, David P 1975-76
Head, Glenn N/A N/A
Head, Louis RHP 2009-10
Hejl, Don C 1978-79-80-81
Helms, Mark DH 1988-89
Henderson, Monroe INF 1955-56-57
Hendrick, Carlos OF 1962
Hernandez, Thomas 3B 1986-87-88
Hill, Clay OF 1992
Hill, Rob N/A 1958
Hill, Volney N/A 1926-27
Hilliard, Darwin 1B 1961-62
Hodges, Gerald N/A 1959
Hodges, Kerry OF 2001
Hodson, King P 1988-89-90-91
Hoffpaur, Barry SS 1971-72

Hollock, Clay P 1983-84-85-86
Holly, Ronny P 1964-66
Holub, Hayden RHP 2011
Holmstead, Dax OF 1994-95
Holzhauer, Scott SS/2B 1999-2000
Hooper, Jimmy P 1997
Horn, Michael N/A N/A
Horton, Dean OF 1961
Horton, Jimmy OF 1973-74
Hough, Bonham OF 2010
House, Doug P 1976-77
Howard, Butch P 1961
Howard, Elton C 1959-60
Howell, Red N/A 1926-27-28-29
Howey, Todd OF 1983-84-85
Hrleith, Ernie 3B 1976
Huddleston, Brent C-OF 1997
Hudson, Joseph P 2000
Huggins, Norman OF 1955-56-57-58
Hughes, Gary P 1968
Humphreys, Alec INF 2013
Humphreys, Mike OF 1985-86-87-88
Hunt, Jerry Cullen C 1956-57-58
Hunter, Kim P 1975-76
Hurt, Steve OF-P 1968-69-70
Huth, Jason INF 1997-98-99
Hynes, Colt P 2006-07

--- I ---

Ibarguen, Steve P 1979-80
Inzer, Tommy INF 1980
Irvin, Ray P 1983
Iverson, Sean INF 2004

--- J ---

Jackson, John N/A N/A
Janca, Sam RHP 2007-08
Johnson, Bubba P 1990
Johnson, Bubba P 1993
Johnson, Charles P 1978-79-80-81
Johnson, Chuck P 1954
Johnson, James P 1959
Johnson, Jay LHP 2010
Johnson, Jeff P 1993
Johnson, Jimmy INF 1981
Johnson, Woodrow P 1960
Johnston, Mark P 1977-78-79
Johnston, Morgan INF 1982-83
Johnston, Paul OF 1974-75-76-77
Jones, Aaron P 2003
Jones, Bill P 1954-55
Jones, Jacob C 2004
Jones, Jimmy INF 1980
Jones, Josh P 2000
Jones, Mitchell OF 1983-84
Jordan, Danny N/A 1990
Jordan, Kevin 3B 1998
Jordan, Joe INF 1971
Jordan, Scooter OF 2002-03
Joyner, Steve INF 1973
Juarez, Joe C 1999
Juett, Dana N/A N/A
Junior, Rick INF 1983

--- K ---

Kahrenjold, Kyle P 1982
Karns, Nathan P 2008-09
Karstens, Jeff P 2003
Kastelic, Matt OF 1995-96
Kaufman, Ray N/A 1929
Kaufman, Wes OF 1928
Keith, Bo C 1967
Keller, John OF 1976-77-78-79
Kemp, Zane P 1996
Kennedy, Patrick N/A N/A
Kenworthy, Joey INF 2007-08-09-10
Kestner, Jason P 1990-91
Kieschnick, Roger OF 2006-07-08
Kilcrease, Robert P 2008-09, 2011
Kilford, George INF 1992-93
Kilmer, Rod INF 1971-72-73-74
Kimbley, Gary N/A N/A



ALL-TIME LETTERWINNERS

King, Mitch OF 1993-94-95-96  
 Kinney, Mike OF 1990-91-92-93  
 Kirk, Kevin P 1988-89-90-91  
 Kitchen, Eric INF 2002  
 Kleinsorge, Eric P 1988-89  
 Knight, Larry P 1971-72  
 Knostman, John OF 1959  
 Kobza, Greg 1B 1989  
 Kohler, Bobby OF 1979-80-81-82  
 Kolander, Jerry OF 1966-67  
 Kolb, Brandon P 1995  
 Kolbicka, Todd OF 1991-92  
 Kreder, Monk C 2008  
 Kroeger, L. N/A 1965  
 Kruger, Jeff P 1985-86  
 Krystynik, Kurt INF 1997  
 Kuehle, Robert N/A 1967-68

--- L ---

Lair, Matt P 2002  
 Lamar, Rusty P 1983  
 Lance, Billy OF 1985-86-87  
 Landreth, Jason OF 1997-98  
 Landry, Chad 1B/OF 2000-01  
 Landry, Greg C 1981-82-83-84  
 Langen, Shane OF 1997  
 Large, Cory P 2006-07-08-09  
 Larkin, Shaun INF 2000  
 Larsen, Mike RHP 2001  
 Lasiter, N/A N/A 1926  
 Laughlin, Russell INF 1978-80-81-82  
 Law, Dan N/A 1956-57  
 Law, Dee UTI 1980-81-82  
 Lawford, Adam P 2005  
 Lawrence, Kevin N/A N/A  
 Leach, Michael N/A 1968  
 Lee, Johnny P 1972-73-74-75  
 Leimgruber, Scott C 1976-77-78-79  
 Leist, Stephen P/Ut. 2001-02  
 LeJeune, Scott DH/OF/1B 2009-10, 2012-13  
 Lemen, Blake OF 2007  
 Leonard, Neal C/OF 1992-93-94-95  
 LePori, Mark P 1975-76  
 Leshinski, Robert N/A N/A  
 Leslie, Logan OF/INF 2008-09  
 Leverton, James OF/INF 2006-07-08  
 Lewis, Fielding P 2005  
 Lewis, Marcus OF 2004  
 Lewis, Robert INF 1971-72-73  
 Limas, Lloyd P 1956  
 Lindsay, Grant P 1989-90-91-92  
 Lindstrom, David C 1994-95-96  
 Lindstrom, Jay C 1984  
 Little, Randy OF 1972-73-74  
 Llanas, Joseph P 2003  
 Lloyd, Joseph P 1956  
 Long, Ben P 1999-00  
 Long, Gary 1B 1966  
 Lopez, Jordan OF 2011-12  
 Loter, Pat C 1975-76  
 Lowery, Kevin INF 1985-86-87-88  
 Luig, Edward N/A N/A  
 Lundsford, Trey C 1999-2000  
 Lundy, Michael N/A N/A

--- M ---

Macatee, John P 1990-91-92-93  
 MacAtee, Tom OF 1992-93  
 MacAyers, Ronnie N/A 1963-64  
 MacLeay, John C 1983  
 Macnoll, Mason OF 2009  
 Maenias, Rusty P 1981  
 Magill, Mike C 1990-91  
 Mahaffrey, Scott N/A N/A  
 Maldonado, Phillip 3B 1986  
 Mapp, Eric OF 1992  
 Marlow, John P 1987  
 Marshall, Allen SS 1999  
 Marshall, Brett P 1984-85-87-88  
 Marshall, Raymond OF 1926-27-28-29  
 Martin, Billy INF 1986  
 Martin, Charles OF 1956

Martin, Kyle INF 2006-07  
 Martin, Matt SS 1988-89-90  
 Martin, Max C 1968-69-70  
 Martindale, Bobby N/A 1971-72  
 Martinez, Scooter 1B 1998  
 Martinez, Sergio OF-1B 1995-96  
 Masek, Trey RHP 2011-12-13  
 Mask, Michael OF 2004  
 Mason, Wayne C 1956  
 Matticks, Don N/A 1957  
 Mattson, Ronnie INF 1973-74-75-76  
 Mauldin, James P 1989  
 May, Greg INF 1984  
 Mayo, Jeremy C/RHP 2008-09-10  
 McCain, Marcus 1B 1995  
 McCoy, Joe P 2005-06  
 McCreary, Mike P 1995  
 McCrummen, Jerad RHP 2011-12-13  
 McCutcheon, Billy N/A N/A  
 McDowell, Mark P 1980-81-82-83  
 McElroy, Tanner P 2002-03-04-05  
 McElroy, Travis OF 2002-03  
 McFarlin, Kip P 1992-93  
 McGee, W.L. P 1954  
 McGill, Clint INF 2003  
 McGill, Mike C 1990-91  
 McGinley, Blake P 2000-01  
 McGowan, Michael P 2004-05  
 McGruder, Jamodrick 2B 2010-11-12  
 McIntyre, John SS 1966-67-68-69  
 McKean, Pat P 1968-69-70  
 McKee, Don OF 1968-69  
 McKenzie, Wes OF 1982-83-84  
 McLamore, Eric INF 2000  
 McLaughlin, Eric P 1992-93-94  
 McMillan, Tommy INF 1973-74-75-76  
 McNicol, Douglas N/A N/A  
 McRight, Terry P 1955  
 McSpadden, Tom N/A N/A  
 Meader, Kent INF 1986-87  
 Mendazona, Joe C-OF 1988-89-90-91  
 Messemer, James J. N/A N/A  
 Metzler, Cory P 2000-01  
 Meurin, Billy P 1980  
 Meyer, Andy OF 1954  
 Meyer, Reid LHP 2013  
 Meyers, Casey INF 1983  
 Michna, Mark OF 1983-84  
 Mielnicki, Alec OF 2010  
 Miller, Chris P 1992  
 Miller, Jackie INF 1954, 1958-59  
 Miller, James P 1979-80  
 Miller, Jim OF 1966  
 Miller, Logan C 1995  
 Miller, Matt P 1994-95-96  
 Milton, John P 2004  
 Mize, Jon INF 1991-92  
 Monreal, Kellen OF/P 2009  
 Montgomery, Jim SS 1968-69  
 Morgan, Miles P 2006-07-08-09  
 Morin, Van P 1976  
 Morris, Steve INF 1971  
 Moore, Brennan OF 2012-13  
 Moore, Chris Lynn OF 1989-90  
 Moore, John OF 1981  
 Moore, Patrick OF 1980-81-82-83  
 Moore, J.T. "Red" P 1929  
 Moore, Tim P-OF 1983-84-85-86  
 Moreno, Dominic RHP 2013  
 Morris, Steven N/A 1971-72  
 Mounts, Del Ray P 1960  
 Moyer, Gary P 1978-80-81-82  
 Murray, Ben OF 1994  
 Murrell, Jim OF 1963, 1966-67  
 Muschalek, Mike P 1969-70  
 Muth, Donald C 2007

--- N ---

Nadeau, Richard OF 1997  
 Nash, Don C 1965  
 Neely, John RHP 2010-11-12  
 Nelson, Peter INF 1998  
 Neslony, Tyler OF 2013

Nethery, Scott 2B 1980-81-82  
 Newman, Eric P 1994  
 Newman, J.J. P 2000-01-02  
 Newton, Randy OF 1978-79  
 Nichols, George P 1962-63  
 Nicklaus, Winfield INF 1926-27  
 Nies, Peter 1B 1985-86  
 Nikkel, Kim OF 1975  
 Nix, Craig 2B 1976-77  
 Nocker, Patrick INF 1984  
 Nonies, Michael C 1992  
 Noonan, Craig 3B 1977-78-79-80  
 Norris, Cecil OF 1970-71-72-73  
 Nye, Ryan P 1994

--- O ---

Odom, Aaron LHP 2006-07  
 O'Keefe, David 3B/1B 1999-00  
 Oliveros, Jesse SS 1997  
 Ortmeier, Chris RHP 2007  
 Owens, John INF 1968-69-70-71

--- P ---

Paiz, David RHP/OF 2011-12  
 Palmer, Rod N/A N/A  
 Paradoski, Matt P 2006  
 Parker, Earl INF 1958  
 Parsons, Donny INF 1968  
 Parten, Jamen RHP 2011-12  
 Patrick, Spencer OF-1B 1997  
 Peck, Jeff P 1994-95-96-97  
 Perez, Louis OF 1974  
 Perry, James OF 1962-63  
 Perry, Richard 3B 1963-64-65  
 Peters, Lance P 1983-84  
 Peterson, Carl 1B 1926-27-28-29  
 Peterson, Casey INF 1984  
 Petite, Brandon RHP 2010  
 Petrie, Trent INF 1992  
 Petty, Joe N/A 1982  
 Phifer, Gary INF 1983-84  
 Phillips, Chris RHP 2001  
 Pierce, Brian OF 1989  
 Pierce, Jack P 1969-70-71-72  
 Pleafka, Jon P 2006  
 Pliiler, Barrett P 2004  
 Plum, Ned OF 1981  
 Plumlee, Brandon OF 1999  
 Pogue, Mark OF 1955  
 Polizzi, Tony SS 1994  
 Pool, Chris INF 1991  
 Popescu, Nick 3B/2B/LF 2010-11  
 Poteete, Jarrard C/DH 2013  
 Potter, Dave 3B 1956-57-58  
 Potter, Luke 2B 1994  
 Potts, Keith P 1981-82  
 Powell, Houston P 1955, 1957-58-59  
 Pressley, Don P 1954  
 Price, Duane OF 1996-97-98  
 Prichard, Tom 3B 1959-60  
 Prince, Randy P 1971-72-73-74  
 Proudfoot, Tim SS 2012-13  
 Puckett, Mark P 1984  
 Pumphrey, Gary INF 1972

--- Q ---

Quick, Austin P 2008-09

--- R ---

Ragan, Stacy INF 1986-87  
 Rainey, Jason OF 2000-01  
 Ralston, Brad P 1996-97-98-99  
 Ramos, A.J. P 2006-07-08-09  
 Ramos, Rex INF 1983  
 Randolph, Mason C 2011-12-13  
 Rankin, Walter 1B 1961-62-63  
 Ray, Frank P 1962-63-64  
 Reaves, Joe 2B 1959-60  
 Reddell, Steve P 1984  
 Redman, Dale INF 1981-82-83-84  
 Redman, Reid 3B 2011-12



ALL-TIME LETTERWINNERS

Table listing letterwinners from Reed, Chris to Rutherford, Gary with positions and years.

---S---

Table listing letterwinners from Salazar, Gabe to Skinner, Richard with positions and years.

Table listing letterwinners from Slack, Jon to Swindle, Nathan with positions and years.

---T---

Table listing letterwinners from Tadlock, Tim to Turner, Jeff with positions and years.

---U---

Table listing letterwinners Ulrich, Kirk and Upchurch, Alan.

---V---

Table listing letterwinners Valles, Jake to Vestal, Johnny with positions and years.

Table listing letterwinners Vogele, David and von Schamann, Duke.

---W---

Table listing letterwinners from Waite, John to Wyatt, Brian with positions and years.

---Y---

Table listing letterwinners York, Larry and Young, Travis.

---Z---

Table listing letterwinners Zachry, Casey to Zwaicher, John with positions and years.





YEAR-BY-YEAR RESULTS

1926 (11-2-1)

H: (7-1-1) A: (4-1) N: (0-0)

Head Coach: E.Y. Freeland

|      |                      |   |                 |
|------|----------------------|---|-----------------|
| N/A  | at West Texas A&M    | W | 18-9            |
| N/A  | at West Texas A&M    | L | 9-14            |
| N/A  | DANIEL BAKER         | T | 3-3 (11)        |
| N/A  | DANIEL BAKER         | W | 14-11           |
| N/A  | MCMURRY              | W | 4-2             |
| N/A  | MCMURRY              | W | 5-3             |
| 4/19 | at McMurry           | W | (No-Hitter) 3-0 |
| N/A  | at McMurry           | W | 9-4             |
| N/A  | CLARENDON            | L | 4-10            |
| N/A  | CLARENDON            | W | 23-12           |
| N/A  | WEST TEXAS           | W | 13-7            |
| N/A  | CLARENDON            | W | 9-0             |
| N/A  | at Abilene Christian | W | 5-3             |
| N/A  | AMERICAN LEGION      | W | 13-3            |

**PLAYERS:** Pitchers - Ray Waller, Picton, Vernon Abbott, Houston Wright. Catchers - Elly "Ike" Curtiss, Amarillo. Infielders - Guy Hayden, Amarillo, F.N. Rigney, Lubbock, Winfield Nicklaus, Amarillo, J.B. "Red" Hamilton, McKinney, Volney Hill, Milford, Wilburn Edelman, Plainview. Outfielders - Cecil Hardwick, Eufonia, W.E. Blackburn, Shamrock, Winfield Watkins, Ralls, Raymond Marshall, Lubbock.

1927 (4-9-1)

H: (4-7-1) A: (0-2) N: (0-0)

Head Coach: E.Y. Freeland

|      |                     |   |       |
|------|---------------------|---|-------|
| 4/6  | NEW MEXICO MILITARY | W | 7-3   |
| 4/7  | NEW MEXICO MILITARY | T | 10-10 |
| 4/11 | WEST TEXAS A&M      | W | 7-2   |
| 4/11 | WEST TEXAS A&M      | L | 8-10  |
| 4/18 | at Hardin-Simmons   | L | 4-5   |
| 4/19 | at Hardin-Simmons   | L | 1-2   |
| 4/20 | MCMURRY             | L | 5-7   |
| 5/2  | ABILENE CHRISTIAN   | L | 12-13 |
| 5/3  | ABILENE CHRISTIAN   | W | 7-3   |
| 5/10 | DANIEL BAKER        | L | 1-13  |
| 5/11 | DANIEL BAKER        | L | 6-8   |
| 5/12 | DANIEL BAKER        | L | 1-6   |
| 5/18 | WEST TEXAS A&M      | L | 3-4   |
| 5/19 | WEST TEXAS A&M      | W | 9-6   |

**PLAYERS:** Pitchers - Ray "Iron Man" Hamilton, Wilburn Eddleman. Catchers - J.B. "Red" Hamilton, Arthur Burntt. Infielders - Winfield Nicklaus, F.N. Rigney, Carl Peterson, Winfield Watkins, Ted Sams, Rainwater, Wilburn Edelman. Outfielders - Raymond Kaufman, Howard DeWitt, Raymond Marshall, J.W. Westerfeldt, Willis Blackburn.

1928 (8-6)

H: (5-4) A: (3-2) N: (0-0)

Head Coach: R.G. Higginbotham

|     |                  |   |       |
|-----|------------------|---|-------|
| N/A | AMARILLO WESTERN | L | 4-14  |
| N/A | at Amarillo      | L | 2-19  |
| N/A | SHALLOWATER      | W | 13-2  |
| N/A | SHALLOWATER      | W | 28-2  |
| N/A | BAYLOR           | L | 1-15  |
| N/A | BAYLOR           | W | 8-3   |
| N/A | SOUTHWESTERN     | L | 2-9   |
| N/A | SOUTHWESTERN     | W | 9-6   |
| N/A | at Monroe        | W | 15-8  |
| N/A | WEST TEXAS A&M   | L | 4-13  |
| N/A | WEST TEXAS A&M   | W | 4-1   |
| N/A | at McMurry       | W | 5-4   |
| N/A | at McMurry       | L | 20-25 |
| N/A | at McMurry       | W | 7-4   |

**PLAYERS:** Pitchers - Satch Hill, Willis Gray, A.J. "Red" Hill. Catchers - Arthur Burnett, Winfield Nicklaus. Infielders - F.N. Rigney, Voley Hill, Roy Taylor, J.H. Lassiter, Carl Peterson, Wilburn Edelman. Outfielders - Raymond Marshall, J.D. Waller, Howard DeWitt, Orville "Buddy" Brothers.

1929 (2-11)

H: (0-2) A: (2-9) N: (0-0)

Head Coach: R.G. Higginbotham

|      |                 |   |       |
|------|-----------------|---|-------|
| N/A  | at Big Spring   | L | 1-5   |
| N/A  | at Big Spring   | L | 3-7   |
| 4/16 | at Daniel Baker | W | 7-4   |
| 4/17 | at Daniel Baker | W | 6-0   |
| 4/18 | at Daniel Baker | L | 11-21 |
| 4/26 | BIG SPRING      | L | 4-9   |
| 4/27 | BIG SPRING      | L | 4-16  |
| 5/6  | at Texas A&M    | L | 5-9   |
| 5/7  | at Texas A&M    | L | 7-9   |
| 5/9  | at St. Edward's | L | 0-6   |
| 5/10 | at St. Edward's | L | 2-3   |
| 5/17 | at Daniel Baker | L | 1-5   |
| 5/18 | at Daniel Baker | L | 2-5   |

**PLAYERS:** Pitchers - Volney "Satch" Hill, A.J. Howell, J.T. "Red" Moore, Ennis Hobson. Catchers - Arthur Burnett, Clarence Hodges. Infielders - F.N. Rigney, J.D. Waller, Roy Taylor, Carl Peterson, Volney Hill, Wilburn Edelman.

1954 (1-7-1)

H: (1-3-1) A: (0-4) N: (0-0)

Head Coach: Beattie Feathers

|      |                   |   |       |
|------|-------------------|---|-------|
| 3/26 | at Sul Ross State | L | 1-23  |
| 3/27 | at Sul Ross State | L | 2-18  |
| 4/10 | at Texas Lutheran | L | 3-19  |
| 4/19 | SUL ROSS STATE    | L | 6-14  |
| 4/20 | SUL ROSS STATE    | L | 6-14  |
| 4/23 | TEXAS LUTHERAN    | W | 8-5   |
| 4/24 | TEXAS LUTHERAN    | L | 1-9   |
| 4/27 | WEST TEXAS A&M    | T | 8-8   |
| 5/7  | at West Texas A&M | L | 12-13 |

**PLAYERS:** Pitchers - Fulton Smith, Glenn Webb, Chuck Johnson, Don Brooks, George Demere, W.L. McGee, Leo Chase, Don Pressley, Elmer Wilson, Frank Reeves, Bill Jones. Catchers - Moe Turner. Infielders - Bobby "Rip" Griffin SS, Frank Wright 2B, Jackie Miller 1B. Outfielders - Jim Crawford, Grady Graves, Andy Meyer, Vic Spooner.

1955 (3-17)

H: (3-7) A: (0-10) N: (0-0)

Head Coach: Beattie Feathers

|      |                      |   |                  |
|------|----------------------|---|------------------|
| 4/1  | at Sul Ross State    | L | 1-13             |
| 4/2  | at Sul Ross State    | L | 5-27             |
| 4/5  | COLORADO             | L | 6-12             |
| 4/6  | COLORADO             | L | 7-15             |
| 4/11 | at Sheppard AFB      | L | 10-13            |
| 4/12 | at Sheppard AFB      | L | 3-4              |
| 4/15 | TEXAS LUTHERAN       | L | 6-13             |
| 4/16 | TEXAS LUTHERAN       | L | 5-8              |
| 4/19 | SHEPPARD AFB         | W | 21-20            |
| 4/20 | SHEPPARD AFB         | W | 19-16            |
| 4/22 | at Texas Lutheran    | L | 1-13             |
| 4/23 | at Texas Lutheran    | L | (No-Hitter) 0-15 |
| 4/25 | at Sam Houston State | L | 4-12             |
| 4/26 | at Sam Houston State | L | 8-12             |
| 5/1  | FORT BLISS           | W | 6-5              |
| 5/2  | FORT BLISS           | L | 4-12             |
| 5/11 | at White Sands       | L | 11-17            |
| 5/12 | at White Sands       | L | 3-7              |
| 5/17 | FORT BLISS           | L | 10-21            |
| 5/18 | FORT BLISS           | L | 4-6              |

**PLAYERS:** Pitchers - Leo Chase, Charles Wright, Paul Hawkins, Terry McRight, Houston Powell, Glen Webb; Catchers - Gene Webb, R.V. Allcorn, Bobby Griffin; Infielders - Elmer Wilson, Monroe Henderson, Fulton Smith, George Demere, Jimmie Joe Stanford, John Henry "Buzz" Bates, Wick Alexander; Outfielders - Norman Huggins, Ray Weed, Maurice Rentfro, Grady Graves, Mack Pogue.

1956 (8-7)

H: (5-3) A: (3-4) N: (0-0)

Head Coach: Beattie Feathers

|      |                   |   |                 |
|------|-------------------|---|-----------------|
| 3/16 | at West Texas A&M | W | 10-6            |
| 3/24 | WEST TEXAS A&M    | W | 5-4             |
| 3/26 | at Texas Lutheran | L | 0-7             |
| 3/27 | at Texas Lutheran | L | (No-Hitter) 0-2 |
| 4/5  | TEXAS LUTHERAN    | L | 9-16            |
| 4/6  | TEXAS LUTHERAN    | L | 0-10            |
| 4/13 | at Sheppard AFB   | L | 6-10            |
| 4/14 | at Sheppard AFB   | W | 5-4             |
| 4/16 | WEST TEXAS A&M    | W | 15-12           |
| 4/20 | SHEPPARD AFB      | L | 6-10            |
| 4/21 | SHEPPARD AFB      | W | 5-4             |
| 4/27 | at Hardin-Simmons | L | 4-6             |
| 4/28 | at Hardin-Simmons | W | 11-6            |
| 5/4  | HARDIN-SIMMONS    | W | 4-2             |
| 5/5  | HARDIN-SIMMONS    | W | 11-4            |

**PLAYERS:** Pitchers - Paul Hawkins, Joseph Lloyd, Ronnie Bradley, Leo Chase, Charles Wright. Catchers - Cullen Hunt, Wayne Mason. Infielders - George Demer 3B, Walter Bingham 1B, Monroe Henderson SS, Fulton Smith 2B, Jerry Spence INF, Buz Bates 1B. Outfielders - Charles Martin, Dave Allen, Gehrig Garrison, Wick Alexander, Dave Potter, Hal Summers.

1957 (7-4)

H: (6-1) A: (1-3) N: (0-0)

Head Coach: Beattie Feathers

|      |                   |   |      |
|------|-------------------|---|------|
| 3/18 | at TCU            | L | 2-4  |
| 3/19 | at TCU            | L | 5-17 |
| 3/22 | HARDIN-SIMMONS    | W | 11-2 |
| 3/29 | at Hardin-Simmons | W | 8-1  |
| 3/30 | at Hardin-Simmons | L | 9-10 |
| 4/9  | WEST TEXAS A&M    | W | 12-2 |
| 4/15 | WEST TEXAS A&M    | W | 10-1 |
| 4/16 | WEST TEXAS A&M    | W | 3-0  |
| 4/17 | WEST TEXAS A&M    | W | 18-0 |
| 4/26 | SHEPPARD AFB      | W | 8-1  |
| 4/27 | SHEPPARD AFB      | L | 3-5  |

**PLAYERS:** Pitchers - Leo Chase, Houston Powell, Don Matticks, Wick Alexander, George Demere, Edwin Robertson. Catchers - Cullen Hunt, Infielders - Walter Bingham 1B, Dave Allen 2B, Monroe Henderson SS, Dave Potter 3B. Outfielders - Norman Huggins, Gehrig Garrison, Darrell Summers, Buzz Bates.

1958 (6-9)

H: (3-4) A: (3-5) N: (0-0)

Head Coach: Beattie Feathers

|      |                      |   |          |
|------|----------------------|---|----------|
| 3/21 | at Hardin-Simmons    | L | 6-14     |
| 3/22 | at Hardin-Simmons    | W | 11-2     |
| 3/28 | at Abilene Christian | L | 1-21     |
| 3/29 | at Abilene Christian | L | 1-7      |
| 4/9  | TEXAS LUTHERAN       | L | 1-2 (13) |
| 4/9  | TEXAS LUTHERAN       | L | 2-3      |
| 4/11 | WEST TEXAS A&M       | W | 8-4      |
| 4/21 | at SMU               | L | 2-8      |
| 4/22 | at Texas A&M         | W | 3-2      |
| 4/23 | at Rice              | L | 1-10     |
| 4/28 | HARDIN-SIMMONS       | W | 7-3      |
| 4/29 | HARDIN-SIMMONS       | W | 5-4      |
| 5/3  | at West Texas A&M    | W | 8-7      |
| 5/6  | WEST TEXAS A&M       | L | 1-5      |
| 5/6  | WEST TEXAS A&M       | L | 0-3      |

**PLAYERS:** Bill Dean, Rob Hill, Gary Wetter, Dave Bourland, Edwin Robertson, Earl Parker, Jackie Miller, Dave Allen, Charles Flanagin, Paul Cato, Jim Schiermeyer, Dave Potter, Lawrence Barber, Bruce Boyd, Houston Powell, Billy Tombs, Norman Huggins, Sonny Donelson, Gehrig Garrison, Bill Sisk. Catchers - Cullen Hunt.

1959 (7-6)

H: (4-2) A: (3-4) N: (0-0)

Head Coach: Beattie Feathers

|      |                      |   |      |
|------|----------------------|---|------|
| 3/21 | COLORADO             | L | 0-4  |
| 3/21 | COLORADO             | L | 1-9  |
| 4/3  | at Midwestern State  | L | 3-4  |
| 4/4  | at Midwestern State  | W | 14-3 |
| 4/7  | at West Texas A&M    | W | 14-3 |
| 4/11 | WEST TEXAS A&M       | W | 12-4 |
| 4/18 | at West Texas A&M    | W | 8-4  |
| 4/25 | ABILENE CHRISTIAN    | W | 13-6 |
| 4/27 | at Texas A&M         | L | 4-11 |
| 4/28 | at Rice              | L | 3-13 |
| 5/1  | MIDWESTERN STATE     | W | 19-4 |
| 5/2  | MIDWESTERN STATE     | W | 19-3 |
| 5/9  | at Abilene Christian | L | 3-15 |

**PLAYERS:** Butch Adams, Dave Allen, David Bourland, Bruce Boyd, Billy Curry, Amarillo, Bill Dean, Charles Flanagin, Gehrig Garrison, George Gibson, Larry Green, Elton Howard, Norman Huggins, James Johnson, John Knostman, Zan Miles, Jackie Miller, Jan Ogden, David Potter, Houston Powell, Tom Prichard, Joe Reaves, Lynn Skelton, Ken Warren, Gary Weter.

1960 (8-7)

H: (6-1) A: (2-6) N: (0-0)

Head Coach: Beattie Feathers

|      |                         |   |          |
|------|-------------------------|---|----------|
| 3/16 | at West Texas A&M       | W | 18-8     |
| 3/19 | WEST TEXAS A&M          | W | 17-11    |
| 3/24 | at Texas A&M            | L | 8-19     |
| 3/25 | at Rice                 | L | 0-4      |
| 4/1  | SHEPPARD AFB            | W | 12-0     |
| 4/2  | SHEPPARD AFB            | W | 10-0     |
| 4/9  | WEST TEXAS A&M          | W | 18-4     |
| 4/15 | at Sul Ross State       | L | 6-12     |
| 4/16 | at Sul Ross State       | L | 2-4      |
| 4/16 | at Sul Ross State       | L | 4-5 (11) |
| 4/20 | at New Mexico Highlands | W | 4-2      |
| 4/20 | at New Mexico Highlands | L | 1-6      |
| 4/23 | WEST TEXAS A&M          | W | 23-3     |
| 4/30 | NEW MEXICO HIGHLANDS    | L | 4-5      |
| 4/30 | NEW MEXICO HIGHLANDS    | W | 13-6     |

**PLAYERS:** Pitchers - Charles Flanagin, Woodrow Johnson, Zan Miles, Roger MacEvans, Del Ray Mounts. C - Elton Howard. INF - Bruce Boyd 1B, Joe Reaves 2B, Tommy Prichard 3B, Lawrence Savage 3B. OF - Ken Warren, George Gibson, Bill Dean.

1961 (13-5)

H: (8-2) A: (5-3) N: (0-0)

Head Coach: Berl Huffman

|      |                                |   |          |
|------|--------------------------------|---|----------|
| 3/10 | NEW MEXICO HIGHLANDS           | W | 3-2      |
| 3/10 | NEW MEXICO HIGHLANDS           | W | 3-2 (9)  |
| 3/11 | NEW MEXICO HIGHLANDS           | W | 4-3 (11) |
| 3/21 | PANHANDLE STATE                | W | 10-6     |
| 3/21 | PANHANDLE STATE                | W | 10-0     |
| 3/31 | COLORADO                       | L | 6-18     |
| 3/31 | COLORADO                       | L | 7-12     |
| 4/3  | at New Mexico Highlands        | W | 8-4      |
| 4/3  | at New Mexico Highlands        | L | 3-8      |
| 4/4  | at New Mexico Highlands        | L | 6-9      |
| 4/4  | at New Mexico Highlands        | W | 13-7     |
| 4/8  | WEST TEXAS A&M                 | W | 4-0      |
| 4/8  | WEST TEXAS A&M                 | W | 3-0      |
| 4/15 | at West Texas A&M              | W | 12-2     |
| 4/15 | at West Texas A&M              | W | 17-1     |
| 4/21 | SOUTHWESTERN OKLAHOMA STATE    | W | 5-4      |
| 4/28 | at Panhandle State             | L | 16-5     |
| 4/29 | at Southwestern Oklahoma State | L | 4-6      |

**PLAYERS:** Pitchers - Butch Howard, Dennis Willett, Cagle Davis, Yippy Rankin, Barry Scott, Ramey Brandon, Mike Bromley. Catchers - Billy Williams. Infielders - Charles Harrison 3B, Darwin Hilliard 1B, Doug Gibbins SS. Outfielders - Bill Dean, George Gibson, Dean Horton.



YEAR-BY-YEAR RESULTS

1962 (15-11)

H: (11-4) A: (4-7) N: (0-0)

Head Coach: Berl Huffman

Table with 3 columns: Date, Opponent, Result. Rows include games against New Mexico Highlands, Denver, Abilene Christian, Sul Ross State, Eastern New Mexico, and Southwestern Oklahoma State.

PLAYERS: Pitchers - Ramey Brandon, Mike Woods, George Nichols, Frank Ray. Catchers - Doug Cannon, Billy Gayle Wilson. Infielders - Chuck Harrison SS, Richard Barker 3B, Bob White 1B, Sonny Sosnowy 1B, Joe Dee Barlow 3B, Ronnie Ayers 2B, Bob Fouts 2B, Robert White INF, Outfielders - Walter "Yippi" Rankin, James Perry, Jimmy Wickham, Darwin Hilliard, Ronald Caffee, Bill Easterwood, Doug Gibbins, Cagle Davis, Roger MacEvans, Carl Goode, Carlos Hendrick, Glen Gary, Gary Schessler, Guy Davis.

1963 (12-10)

H: (8-3) A: (4-7) N: (0-0)

Head Coach: Berl Huffman

Table with 3 columns: Date, Opponent, Result. Rows include games against TCU, Southwestern Oklahoma State, Abilene Christian, Eastern New Mexico, and New Mexico Highlands.

PLAYERS: Pitchers - Morris "Moose" Dudley, David Tarter, Kippy Williams, Frank Ray, Joe Fox, Ramey Brandon, George Nichols, Bill Easterwood. Catchers - Billy Williams, Doug Cannon. Infielders - Ronnie Ayers 2B, Bob White 1B, Foy Williams SS, Richard Perry 3B, Jerry Wiley. Outfielders - Walter Rankin, Jim Murrell, Larry Thorne.

1964 (9-16)

H: (4-5) A: (5-11) N: (0-0)

Head Coach: Berl Huffman

Table with 3 columns: Date, Opponent, Result. Rows include games against Abilene Christian, Eastern New Mexico, TCU, New Mexico Highlands, and Texas A&M.

PLAYERS: Pitchers - Kippy Williams, Morris Dudley, Joe Fox, Frank Ray, David Tarter. Catchers - Doug Cannon. Infielders - Foy Williams SS, John Dudley 1B, Ronny Holly 2B, Richard Perry 3B. Outfielders - Robert Fielder, Ronnie Ayers, Jim Miller, Steve Reed, Richard Thorne, Donny Anderson.

1965 (7-16)

H: (4-15) A: (3-1) N: (0-0)

Head Coach: Berl Huffman

Table with 3 columns: Date, Opponent, Result. Rows include games against New Mexico Highlands, Sul Ross State, Missouri, New Mexico, and Texas Western.

PLAYERS: Pitchers - Eldon Fox, Stan Coffee, Robert Hays, Joe Fox, Morris Dudley, David Tarter. Catchers - Teddy Roberts, Steve Reed, Larry Anderson, Don Noah, Joe Schuessler. Infielders - Bob Colvard, Foy Williams, John Dudley, Glen Kuehler, Richard Perry, Lee Watts, Larry Kroeger, Ronnie Latham. Outfielders - Chris Galanos, Ronny Holly, Larry Thorne, Eldon Frost, Bob Fielder, Dick Bartley, Donny Anderson, Keller Smith, Fed Wilkerson.

1966 (10-13)

H: (7-5) A: (3-8) N: (0-0)

Head Coach: Berl Huffman

Table with 3 columns: Date, Opponent, Result. Rows include games against New Mexico, Sul Ross State, West Texas A&M, Southeastern Oklahoma State, and TCU.

PLAYERS: Pitchers - Norman Gilpin, Bob Weber, Eldon Fox, David Callerman, Robert Hays, Richard Bartley, Pat Abbott, Ronnie Holly. Catchers - Eddie Luig, Don Nash, Larry Anderson, Dave Bourland. Infielders - John Dudley 1B, Glen Kuehler 1B, Jerry Haggard 2B, John McIntyre SS, Bruce Boyd. Outfielders - Richard Bartley, Jimmy Murrell, Norman Schuessler, Jerry Kolander, Eddie Stiles, Lee Watts, Jimmy Miller, Chris Galanos, Eldon Frost, Don Champion.

1967 (14-16)

H: (11-6) A: (3-10) N: (0-0)

Head Coach: Berl Huffman

Table with 3 columns: Date, Opponent, Result. Rows include games against New Mexico Highlands, TCU, SMU, Texas Western, Baylor, and Eastern New Mexico.

PLAYERS: John McIntyre SS-CF, Frost, Cox, Don Champion, Jimmy Murrell, Saunders, Norman Schuessler, Jerry Kolander, Stiles, Hampton, Bo Keith C.



YEAR-BY-YEAR RESULTS

1968 (9-20, 2-15 SWC)

H: (4-8) A: (5-12) N: (0-0)

Head Coach: Kal Segrist

|      |                      |   |       |
|------|----------------------|---|-------|
| 3/1  | NEW MEXICO HIGHLANDS | W | 7-3   |
| 3/2  | NEW MEXICO HIGHLANDS | L | 1-6   |
| 3/7  | at Sul Ross State    | W | 1-0   |
| 3/8  | at Sul Ross State    | L | 2-3   |
| 3/15 | at UTEP              | W | 2-0   |
| 3/16 | at UTEP              | L | 3-4   |
| 3/22 | TEXAS                | L | 5-7   |
| 3/22 | TEXAS                | L | 2-7   |
| 3/23 | TEXAS                | L | 1-2   |
| 3/29 | at Rice              | L | 0-2   |
| 3/29 | at Rice              | L | 2-8   |
| 3/30 | at Rice              | W | 8-1   |
| 4/5  | at SMU               | L | 2-7   |
| 4/5  | at SMU               | L | 2-4   |
| 4/6  | at SMU               | L | 4-6   |
| 4/9  | at UT-Pan American   | W | 2-0   |
| 4/10 | at UT-Pan American   | W | 3-1   |
| 4/11 | at UT-Pan American   | L | 0-2   |
| 4/12 | at UT-Pan American   | L | 0-4   |
| 4/19 | TEXAS A&M            | W | 13-11 |
| 4/19 | TEXAS A&M            | L | 6-17  |
| 4/20 | TEXAS A&M            | L | 6-21  |
| 4/26 | ABILENE CHRISTIAN    | W | 4-3   |
| 4/27 | ABILENE CHRISTIAN    | W | 3-1   |
| 5/3  | at TCU               | L | 0-3   |
| 5/3  | at TCU               | L | 2-7   |
| 5/4  | at TCU               | L | 2-6   |
| 5/11 | BAYLOR               | L | 2-3   |
| 5/11 | BAYLOR               | L | 1-4   |

**PLAYERS:** Pitchers - Buddy Hampton, Gary Washington, Larry York, Monte Van Stavern, Pat McKean, Steve Hurt. Catchers - Max Martin. Infielders - Don Champion 1B, John McIntyre SS-OF, Jerry Haggard 2B, Jim Montgomery SS, Donny Parsons INF, Johnny Owens INF. Outfielders - Randy Walker, Don McKee.

1969 (13-13, 9-6 SWC)

H: (7-5) A: (6-8) N: (0-0)

Head Coach: Kal Segrist

|      |                      |   |      |
|------|----------------------|---|------|
| 3/1  | at Hardin-Simmons    | W | 6-5  |
| 3/3  | at UT-Pan American   | L | 0-11 |
| 3/4  | at UT-Pan American   | W | 2-1  |
| 3/5  | at UT-Pan American   | L | 0-2  |
| 3/7  | at UTEP              | L | 2-4  |
| 3/7  | at UTEP              | L | 2-5  |
| 3/8  | at UTEP              | L | 2-5  |
| 3/22 | NEW MEXICO HIGHLANDS | W | 14-9 |
| 3/22 | NEW MEXICO HIGHLANDS | W | 4-3  |
| 3/23 | NEW MEXICO HIGHLANDS | L | 6-11 |
| 3/28 | at Baylor            | W | 6-1  |
| 3/28 | at Baylor            | L | 4-7  |
| 3/29 | at Baylor            | W | 4-0  |
| 4/4  | SMU                  | W | 2-0  |
| 4/4  | SMU                  | W | 4-0  |
| 4/5  | SMU                  | L | 6-8  |
| 4/12 | at Texas A&M         | W | 1-0  |
| 4/18 | RICE                 | W | 6-4  |
| 4/18 | RICE                 | L | 0-3  |
| 4/19 | RICE                 | W | 8-5  |
| 4/25 | at Texas             | W | 2-1  |
| 4/25 | at Texas             | L | 1-12 |
| 4/26 | at Texas             | L | 2-6  |
| 5/2  | TCU                  | L | 4-6  |
| 5/2  | TCU                  | W | 4-1  |
| 5/3  | TCU                  | L | 3-10 |

**PLAYERS:** Pitchers - Pat McKean, Mike Muschalek, Jack Pierce, Monte Van Stavern, Gary Washington, Larry York, Ruben Garcia. Catchers - Max Martin. Infielders - John Owens 3B, Len Schenk INF, Dick Shaw INF, Jerry Haggard 2B, Jim Montgomery SS. Outfielders - Steve Hurt, Don McKee, Randy Walker.

1970 (12-16-1, 5-10 SWC)

H: (7-6-1) A: (5-10) N: (0-0)

Head Coach: Kal Segrist

|      |                      |   |            |
|------|----------------------|---|------------|
| 2/28 | at Hardin-Simmons    | W | 15-10 (10) |
| 3/2  | at UT-Pan American   | L | 0-3        |
| 3/3  | at UT-Pan American   | W | 4-2        |
| 3/4  | at UT-Pan American   | W | 6-4        |
| 3/5  | at UT-Pan American   | L | 4-6        |
| 3/5  | at UT-Pan American   | L | 0-6        |
| 3/13 | UTEP                 | W | 4-3        |
| 3/13 | UTEP                 | L | 0-3        |
| 3/14 | UTEP                 | W | 2-1 (10)   |
| 3/20 | NEW MEXICO HIGHLANDS | L | 1-4        |
| 3/20 | NEW MEXICO HIGHLANDS | T | 1-1 (8)    |
| 3/25 | at Trinity           | L | 9-10       |
| 3/26 | at Rice              | L | 0-7        |
| 3/26 | at Rice              | L | 4-6        |
| 3/27 | at Rice              | L | 1-2        |
| 3/30 | WEST TEXAS A&M       | W | 13-0       |
| 3/30 | WEST TEXAS A&M       | W | 4-2        |
| 4/4  | TEXAS                | L | 0-4        |
| 4/4  | TEXAS                | L | 3-6        |
| 4/10 | at TCU               | L | 0-1        |
| 4/10 | at TCU               | L | 1-2        |
| 4/11 | at TCU               | W | 7-4        |
| 4/18 | TEXAS A&M            | L | 0-3        |
| 4/18 | TEXAS A&M            | L | 4-6        |
| 4/25 | at SMU               | W | 11-2       |
| 4/25 | at SMU               | L | 3-4        |
| 5/1  | BAYLOR               | W | 5-3        |
| 5/1  | BAYLOR               | W | 4-2        |
| 5/2  | BAYLOR               | W | 14-2       |

**PLAYERS:** Pitchers - Ruben Garcia, Jack Pierce, Robert Geurin, Doug Ham, Gilbert Vasquez, Mike Muschalek, Pat McKean, Monte Van Stavern, Gary Washington. Catchers - Max Martin. Infielders - Johnny Owens 3B, Jerry Ballard INF, Len Schenk INF, Dick Shaw INF. Outfielders - Randy Walker, Cecil Norris, Don Spain.

1971 (26-14, 11-7 SWC)

H: (16-1) A: (6-13) N: (4-0)

Head Coach: Kal Segrist

|      |                      |   |                 |
|------|----------------------|---|-----------------|
| 2/27 | at Hardin-Simmons    | W | 8-6             |
| 3/1  | at UT-Pan American   | L | 0-6             |
| 3/2  | at UT-Pan American   | L | 4-5             |
| 3/2  | at UT-Pan American   | L | 3-7             |
| 3/3  | at UT-Pan American   | L | 1-3             |
| 3/3  | at UT-Pan American   | L | 1-3             |
| 3/5  | at St. Mary's        | W | 4-0             |
| 3/5  | at St. Mary's        | W | 7-2             |
| 3/6  | at Trinity           | W | 6-1             |
| 3/6  | at Trinity           | L | 3-4             |
| 3/12 | vs. UTEP (Odessa)    | W | 4-0             |
| 3/12 | vs. UTEP (Odessa)    | W | 6-3             |
| 3/13 | vs. UTEP (Odessa)    | W | 17-5            |
| 3/13 | vs. UTEP (Odessa)    | W | 17-4            |
| 3/16 | HARDIN-SIMMONS       | W | 7-1             |
| 3/16 | HARDIN-SIMMONS       | W | 4-1             |
| 3/19 | at Texas             | L | 0-1 (13)        |
| 3/19 | at Texas             | L | 3-9             |
| 3/20 | at Texas             | W | 6-4             |
| 3/26 | NEW MEXICO HIGHLANDS | W | 4-2             |
| 3/26 | NEW MEXICO HIGHLANDS | W | 7-1             |
| 3/27 | NEW MEXICO HIGHLANDS | W | 2-1             |
| 3/27 | NEW MEXICO HIGHLANDS | W | 5-4             |
| 3/30 | LUBBOCK CHRISTIAN    | L | 8-9             |
| 3/30 | LUBBOCK CHRISTIAN    | W | 10-4            |
| 4/2  | SMU                  | W | 4-0             |
| 4/2  | SMU                  | W | 4-3             |
| 4/3  | SMU                  | W | 18-4            |
| 4/7  | RICE                 | W | 8-0             |
| 4/7  | RICE                 | W | 8-7             |
| 4/8  | RICE                 | W | 6-4             |
| 4/16 | at Texas A&M         | L | 2-3             |
| 4/16 | at Texas A&M         | L | 0-1             |
| 4/17 | at Texas A&M         | L | 7-12            |
| 4/23 | at Baylor            | W | (No-Hitter) 1-0 |
| 4/23 | at Baylor            | L | 3-6             |
| 4/24 | at Baylor            | L | 5-6             |
| 4/30 | TCU                  | W | 4-1             |
| 4/30 | TCU                  | W | 3-1             |
| 5/1  | TCU                  | W | 6-1             |

**PLAYERS:** Pitchers - Steve Brock, John Bickley, Ted Capka, Ruben Garcia, Robert Guerin, Doug Ham, Jack Pierce, Randy Prince, Larry Knight. Catchers - David Hazzard, David Vogele. Infielders - Doug Ault 1B, Jerry Ballard INF, Barry Hoffpauir SS, Joe Jordan INF, Steve Morris INF, John Owens 3B, Don Spain INF. Outfielders - Roy Carver, Cecil Norris, Randy Walker.

1972 (23-19, 6-12 SWC)

H: (13-4) A: (10-15) N: (0-0)

Head Coach: Kal Segrist

|      |                      |   |       |
|------|----------------------|---|-------|
| 2/26 | at Hardin-Simmons    | W | 9-1   |
| 2/26 | at Hardin-Simmons    | W | 2-0   |
| 3/3  | at UTEP              | W | 5-1   |
| 3/3  | at UTEP              | L | 2-3   |
| 3/4  | at UTEP              | W | 15-4  |
| 3/4  | at UTEP              | W | 10-3  |
| 3/6  | at Arizona           | W | 5-2   |
| 3/6  | at Arizona           | L | 4-25  |
| 3/7  | at Arizona           | L | 4-5   |
| 3/7  | at Arizona           | L | 3-7   |
| 3/8  | at Arizona           | L | 2-3   |
| 3/8  | at Arizona           | L | 3-4   |
| 3/10 | at UTEP              | W | 11-3  |
| 3/10 | at UTEP              | L | 1-2   |
| 3/11 | at UTEP              | W | 9-5   |
| 3/11 | at UTEP              | W | 16-1  |
| 3/17 | NEW MEXICO HIGHLANDS | W | 4-0   |
| 3/17 | NEW MEXICO HIGHLANDS | W | 3-1   |
| 3/18 | NEW MEXICO HIGHLANDS | W | 7-1   |
| 3/18 | NEW MEXICO HIGHLANDS | W | 9-1   |
| 3/21 | HARDIN-SIMMONS       | W | 5-0   |
| 3/21 | HARDIN-SIMMONS       | W | 14-3  |
| 3/24 | at TCU               | L | 3-4   |
| 3/24 | at TCU               | L | 2-3   |
| 3/25 | at TCU               | L | 3-4   |
| 3/31 | TEXAS                | L | 3-5   |
| 3/31 | TEXAS                | W | 5-4   |
| 4/1  | TEXAS                | L | 10-12 |
| 4/2  | at SMU               | W | 8-4   |
| 4/2  | at SMU               | L | 7-9   |
| 4/3  | at SMU               | L | 8-9   |
| 4/11 | LUBBOCK CHRISTIAN    | W | 7-2   |
| 4/11 | LUBBOCK CHRISTIAN    | W | 4-2   |
| 4/14 | TEXAS A&M            | W | 10-6  |
| 4/14 | TEXAS A&M            | L | 3-21  |
| 4/15 | TEXAS A&M            | L | 6-9   |
| 4/21 | BAYLOR               | W | 8-0   |
| 4/21 | BAYLOR               | W | 9-4   |
| 4/22 | BAYLOR               | W | 10-3  |
| 4/28 | at Rice              | L | 3-4   |
| 4/28 | at Rice              | L | 2-3   |
| 4/29 | at Rice              | L | 3-4   |

**PLAYERS:** Pitchers - John Bickley, Steve Brock, Ruben Garcia, Jerry Lee, Randy Prince, Rod Roberts, Monty Barnes. Catchers - David Vogle, John Wilkes, James Boss. Infielders - Doug Ault 1B, Rob Christensen INF, Barry Hoffpauir SS, Rob Kilmer INF, Bobby Lewis 2B, Gary Pumfrey INF, Rick Weaver INF, Bob Wiebe INF, Eddie Cervantes INF, Ronnie Mattson INF, Tommy McMillan INF. Outfielders - Gary Barrick, Cecil Norris, Steve Cusack, Larry Drown, Randy Little.

1973 (12-16, 6-10 SWC)

H: (6-6) A: (6-10) N: (0-0)

Head Coach: Kal Segrist

|      |                      |   |      |
|------|----------------------|---|------|
| 2/26 | at Arizona           | L | 0-5  |
| 2/27 | at Arizona           | L | 2-8  |
| 2/28 | at Arizona           | W | 3-1  |
| 3/2  | at UTEP              | W | 7-3  |
| 3/2  | at UTEP              | L | 5-6  |
| 3/3  | at UTEP              | W | 4-1  |
| 3/3  | at UTEP              | W | 2-1  |
| 3/9  | NEW MEXICO HIGHLANDS | W | 2-0  |
| 3/13 | UTEP                 | L | 4-5  |
| 3/13 | UTEP                 | W | 1-0  |
| 3/16 | at Texas A&M         | L | 4-11 |
| 3/16 | at Texas A&M         | W | 6-2  |
| 3/17 | at Texas A&M         | W | 4-3  |
| 3/24 | SMU                  | W | 1-0  |
| 3/27 | NEW MEXICO HIGHLANDS | L | 4-7  |
| 3/27 | NEW MEXICO HIGHLANDS | L | 1-5  |
| 3/30 | RICE                 | W | 3-1  |
| 3/30 | RICE                 | L | 2-3  |
| 3/31 | RICE                 | L | 2-4  |
| 4/6  | at Texas             | L | 2-6  |
| 4/6  | at Texas             | L | 0-9  |
| 4/13 | at Baylor            | L | 3-5  |
| 4/13 | at Baylor            | L | 1-3  |
| 4/20 | at Houston           | L | 5-8  |
| 4/20 | at Houston           | L | 5-6  |
| 4/27 | TCU                  | L | 0-9  |
| 4/27 | TCU                  | W | 5-4  |
| 4/28 | TCU                  | W | 4-0  |

**PLAYERS:** Pitchers - Louis Avery, John Bickley, Steve Brock, Ruben Garcia, Jerry Lee, Louis Limas, Randy Prince. Catchers - Steve Grimmer, James Boss. Infielders - Eddie Cervantes, Steve Joyner, Rod Kilmer, Ronnie Mattson, Tommy McMillan, Ric Weaver. Outfielders - Gary Barrick, Steve Cusack, Larry Crown, Ronny Dunavent, Bobby Lewis, Randy Little, Cecil Norris, Reese.





YEAR-BY-YEAR RESULTS

1974 (11-21, 9-15 SWC)

H: (9-11) A: (2-10) N: (0-0)

Head Coach: Kal Segrist

Table of 1974 baseball season results with columns for date, opponent, result, and score.

PLAYERS: Pitchers - John Bickley, Bill Blankenship, Steve Brock, Jon Davidson, Jerry Lee, Randy Prince, Roger Sparrow, Clint Wall, Mike Williams. Infielders - Gary Ashby 1B, Bryan Cowan 1B, Pat Foster 3B, Rob Kilmer INF, Randy Little 2B, Ronnie Mattson SS, Tom McMillan INF, Ric Weaver 1B, Bob Wiebe 2B. Outfielders - Mike Bewley, Larry Drown, Jim Horton, Paul Johnston, Louis Perez, Gary Sims.

1975 (22-23, 9-15 SWC)

H: (12-13) A: (10-9) N: (0-1)

Head Coach: Kal Segrist

Table of 1975 baseball season results with columns for date, opponent, result, and score.

PLAYERS: Pitchers - Jon Davidson, Kim Hunter, Paul Johnston, Jerry Lee. Catchers - Tom Haley, Pat Loter. Infielders - Gary Ashby, Ron Mattson, Tom McMillan, Bob Wiebe. Outfielders - Kim Nikkel, Mike Bewley, Bryan Cowan, Jim Horton.

1976 (32-21, 10-11 SWC)

H: (12-6) A: (20-15) N: (0-0)

Head Coach: Kal Segrist

Table of 1976 baseball season results with columns for date, opponent, result, and score.

PLAYERS: Pitchers - Lloyd Cummings, Doug House, Kim Hunter, Mark LePori, Van Morin. Catchers - Tom Haley, Bob Harris, Pat Loter, Scott Leimgruber. Infielders - Gary Ashby 1B, Pat Foster, Ernie Hrlleih 3B, Gary Long, Ron Mattson, Tom McMillan, Craig Nix. Outfielders - Mike Bewley, Bryan Cowan, Paul Johnston, John Keller, Gary Sims.

1977 (25-24, 12-12 SWC)

H: (15-7) A: (7-16) N: (3-1)

Head Coach: Kal Segrist

Table of 1977 baseball season results with columns for date, opponent, result, and score.

PLAYERS: Pitchers - Mike Bewley, Tom Black, Lanny Garcia, Doug House, Gary Rutherford. Catchers - Rob Harris, Scott Leimgruber. Infielders - Gary Ashby 1B, Pat Foster, Ernie Helweg, Craig Nix, Craig Noonan, Johnny Vestal, Brooks Wallace. Outfielders - Mike Bewley, Bryan Cowan, Paul Johnston, John Keller, Gary Sims.



YEAR-BY-YEAR RESULTS

1978 (23-25, 8-16 SWC)

H: (13-11) A: (10-14) N: (0-0)

Head Coach: Kal Segrist

|      |                   |   |       |
|------|-------------------|---|-------|
| 2/17 | at Hardin-Simmons | W | 6-5   |
| 2/17 | at Hardin-Simmons | W | 13-7  |
| 2/18 | at Hardin-Simmons | L | 0-5   |
| 2/18 | at Hardin-Simmons | W | 8-5   |
| 2/24 | at St. Mary's     | W | 3-2   |
| 2/24 | at St. Mary's     | L | 2-4   |
| 2/25 | at Trinity        | W | 8-5   |
| 2/25 | at Trinity        | W | 5-4   |
| 3/1  | at Texas Lutheran | W | 13-4  |
| 3/1  | at Texas Lutheran | L | 1-4   |
| 3/3  | at Rice           | L | 1-2   |
| 3/4  | at Rice           | L | 1-2   |
| 3/4  | at Rice           | W | 5-4   |
| 3/10 | BAYLOR            | L | 3-12  |
| 3/11 | BAYLOR            | W | 4-0   |
| 3/11 | BAYLOR            | W | 5-1   |
| 3/14 | HARDIN-SIMMONS    | L | 1-3   |
| 3/14 | HARDIN-SIMMONS    | L | 2-3   |
| 3/17 | at TCU            | W | 12-11 |
| 3/18 | at TCU            | L | 0-3   |
| 3/18 | at TCU            | W | 8-6   |
| 3/20 | WICHITA STATE     | W | 7-6   |
| 3/20 | WICHITA STATE     | W | 8-5   |
| 3/21 | WICHITA STATE     | W | 8-3   |
| 3/21 | WICHITA STATE     | W | 7-5   |
| 3/22 | WICHITA STATE     | L | 2-14  |
| 3/22 | WICHITA STATE     | L | 8-9   |
| 3/24 | SMU               | W | 7-3   |
| 3/25 | SMU               | L | 4-7   |
| 3/25 | SMU               | L | 1-4   |
| 3/31 | NORTH TEXAS       | W | 13-8  |
| 3/31 | NORTH TEXAS       | W | 12-6  |
| 4/1  | NORTH TEXAS       | W | 18-2  |
| 4/1  | NORTH TEXAS       | W | 12-11 |
| 4/4  | at Oral Roberts   | L | 3-8   |
| 4/4  | at Oral Roberts   | L | 1-3   |
| 4/7  | at Arkansas       | L | 1-6   |
| 4/8  | at Arkansas       | L | 2-13  |
| 4/8  | at Arkansas       | L | 1-2   |
| 4/14 | HOUSTON           | L | 2-7   |
| 4/15 | HOUSTON           | W | 2-1   |
| 4/15 | HOUSTON           | L | 10-12 |
| 4/21 | at Texas A&M      | L | 2-4   |
| 4/22 | at Texas A&M      | L | 0-5   |
| 4/22 | at Texas A&M      | L | 1-2   |
| 4/28 | TEXAS             | L | 4-14  |
| 4/29 | TEXAS             | L | 0-5   |
| 4/29 | TEXAS             | W | 8-7   |

**PLAYERS:** Pitchers - Robert Bryant, Rick Hall, Chuck Johnson, Mark Johnston, Gary Moyer, David Bolton, Larry Womble, Kenny Cogdell, Steve Edler, Steve Whitton. Catchers - Dan Hejl, Scott Leimgruber. Infielders - Rusty Laughlin, Craig Noonan, Johnny Vestal, Brooks Wallace. Outfielders - Mike Farmer, John Keller, Randy Newton, Larry Selby.

1979 (16-23, 9-15 SWC)

H: (7-7) A: (9-16) N: (0-0)

Head Coach: Kal Segrist

|      |                             |   |          |
|------|-----------------------------|---|----------|
| 2/19 | at Hardin-Simmons           | W | 5-1      |
| 2/19 | at Hardin-Simmons           | W | 7-5      |
| 2/24 | at St. Mary's               | W | 14-9     |
| 2/24 | at Texas Lutheran           | W | 4-0      |
| 2/25 | at St. Mary's               | L | 0-5      |
| 2/25 | at Texas Lutheran           | L | 1-5      |
| 2/27 | HARDIN-SIMMONS              | L | 4-5      |
| 2/27 | HARDIN-SIMMONS              | W | 11-5     |
| 3/2  | RICE                        | L | 6-9      |
| 3/3  | RICE                        | L | 0-7      |
| 3/3  | RICE                        | W | 15-7     |
| 3/9  | at Baylor                   | L | 2-4      |
| 3/10 | at Baylor                   | W | 5-0      |
| 3/10 | at Baylor                   | L | 0-4      |
| 3/16 | TCU                         | W | 11-10    |
| 3/17 | TCU                         | L | 1-8      |
| 3/17 | TCU                         | W | 18-4     |
| 3/23 | at SMU                      | W | 6-2 (11) |
| 3/24 | at SMU                      | L | 3-5      |
| 3/24 | at SMU                      | W | 11-4     |
| 3/26 | at Wichita State            | L | 6-11     |
| 3/27 | at Wichita State            | W | 11-8     |
| 3/27 | at Wichita State            | L | 5-6      |
| 3/28 | at Wichita State            | L | 5-6      |
| 3/28 | at Wichita State            | L | 6-7      |
| 4/6  | ARKANSAS                    | W | 9-8      |
| 4/7  | ARKANSAS                    | L | 9-12     |
| 4/7  | ARKANSAS                    | L | 2-6      |
| 4/8  | vs. Amarillo Gold Sox (Exh) | L | 6-9      |
| 4/10 | at St. Mary's               | L | 6-8      |
| 4/11 | at Trinity                  | W | 9-1      |
| 4/13 | at Houston                  | L | 1-11     |
| 4/14 | at Houston                  | L | 2-7      |
| 4/14 | at Houston                  | L | 1-6      |
| 4/20 | TEXAS A&M                   | L | 0-9      |
| 4/21 | TEXAS A&M                   | W | 6-5      |
| 4/21 | TEXAS A&M                   | W | 3-2      |
| 4/27 | at Texas                    | L | 1-4      |
| 4/28 | at Texas                    | L | 1-3      |
| 4/28 | at Texas                    | L | 1-5      |

**PLAYERS:** Pitchers - David Bolton, Robert Bryant, Gil Goulding, Rick Hall, Derek Hatfield, Steve Ibarquen, Chuck Johnson, Mark Johnston, Gary Moyer. Catchers - Scott Leimgruber, Dan Hejl. Infielders - Rusty Laughlin, Craig Noonan, Johnny Vestal, Brooks Wallace. Outfielders - Mike Farmer, John Keller, Randy Newton, Larry Selby.

1980 (28-23-1, 14-10 SWC)

H: (14-10) A: (13-11-1) N: (1-2)

Head Coach: Kal Segrist

|   |                      |   |       |
|---|----------------------|---|-------|
| 2/15                                    | at St. Mary's        | L | 3-12  |
| 2/15                                    | at St. Mary's        | W | 4-2   |
| 2/16                                    | at Texas Lutheran    | L | 2-10  |
| 2/16                                    | at Texas Lutheran    | W | 4-1   |
| 2/22                                    | at Hardin-Simmons    | L | 1-2   |
| 2/22                                    | at Hardin-Simmons    | W | 18-5  |
| 2/23                                    | at Hardin-Simmons    | W | 11-2  |
| 2/23                                    | at Lubbock Christian | W | 4-0   |
| 2/27                                    | COE COLLEGE          | W | 2-0   |
| 2/27                                    | COE COLLEGE          | L | 4-5   |
| 3/2                                     | LUBBOCK CHRISTIAN    | W | 8-5   |
| 3/2                                     | LUBBOCK CHRISTIAN    | W | 6-3   |
| 3/3                                     | at Lubbock Christian | L | 0-4   |
| 3/3                                     | at Lubbock Christian | W | 12-5  |
| 3/4                                     | at Oral Roberts      | W | 10-1  |
| 3/7                                     | at Arkansas          | L | 1-2   |
| 3/8                                     | at Arkansas          | W | 5-3   |
| 3/8                                     | at Arkansas          | L | 2-9   |
| 3/14                                    | HOUSTON              | W | 6-5   |
| 3/15                                    | HOUSTON              | L | 3-8   |
| 3/15                                    | HOUSTON              | L | 11-14 |
| 3/18                                    | at Southwestern      | L | 4-8   |
| 3/19                                    | at Southwestern      | L | 1-7   |
| 3/21                                    | at Texas A&M         | L | 7-10  |
| 3/22                                    | at Texas A&M         | L | 0-3   |
| 3/22                                    | at Texas A&M         | L | 4-5   |
| 3/24                                    | HARDIN-SIMMONS       | L | 1-3   |
| 3/24                                    | HARDIN-SIMMONS       | W | 19-5  |
| 3/28                                    | TEXAS                | L | 1-14  |
| 3/29                                    | TEXAS                | W | 3-2   |
| 3/29                                    | TEXAS                | L | 4-9   |
| 4/4                                     | at Rice              | W | 15-4  |
| 4/5                                     | at Rice              | W | 8-4   |
| 4/5                                     | at Rice              | W | 3-1   |
| 4/11                                    | BAYLOR               | W | 8-1   |
| 4/12                                    | BAYLOR               | W | 5-2   |
| 4/12                                    | BAYLOR               | L | 4-6   |
| 4/18                                    | at TCU               | W | 5-2   |
| 4/19                                    | at TCU               | W | 4-3   |
| 4/19                                    | at TCU               | T | 8-8   |
| 4/25                                    | SMU                  | W | 3-2   |
| 4/25                                    | SMU                  | W | 8-6   |
| 4/26                                    | SMU                  | W | 9-0   |
| 4/26                                    | SMU                  | W | 9-0   |
| 5/10                                    | UT-PAN AMERICAN      | L | 2-9   |
| 5/10                                    | UT-PAN AMERICAN      | W | 25-3  |
| 5/11                                    | UT-PAN AMERICAN      | W | 14-6  |
| 5/11                                    | UT-PAN AMERICAN      | L | 2-18  |
| 5/12                                    | UT-PAN AMERICAN      | L | 10-19 |
| SWC Tournament - College Station, Texas |                      |   |       |
| 5/17                                    | vs. Texas            | L | 2-9   |
| 5/18                                    | at Texas A&M         | W | 8-5   |
| 5/19                                    | vs. Arkansas         | L | 5-6   |

**PLAYERS:** Pitchers - Robert Bryant, Matt Dean, Billy Meurin, Mark McDowell, Mark Johnson, Jamie Miller, Steve Ibarquen, Kyle Fahrenthold, Terry Willis, Gary Moyer, Gene Segrist, Gil Goulding. Catchers - Kevin Rucker, Dan Hejl. Infielders - John Grimes 1B, Jeff Harp 2B, Scott Nethery 2B, Jimmy Zachry 3B, Dee Law, Larry Selby, Brooks Wallace, Steve Elder, Jimmy Jones, Craig Noonan, Mike Farmer, Tommy Inzer. Outfielders - Bobby Kohler, Pat Moore, Rusty Laughlin, Steve Roper.



YEAR-BY-YEAR RESULTS

1981 (26-21, 8-13 SWC)

H: (16-11) A: (8-7) N: (2-3)

Head Coach: Kal Segrist

Table of 1981 baseball season results including dates, opponents, and scores.

PLAYERS: Pitchers - John Achilles, Robert Bryant, Glenn Caperton, David Carroll, Matt Dean, Steve Dennis, Kyle Fahrenthold, Derek Hatfield, Chuck Johnson, Rusty Maenias, Mark McDowell, Gary Moyer, Kent Potts. Catchers - Kevin Baxter, Dan Hejl, Greg Landry, Kevin Rusker, Scott Wolfe. Infielders - David Alexander, Kenny Allbritton, Abel Castro, Andy Dawson, John Grimes, Jeff Harp, Jimmy Johnson, Dee Law, Scott Nethery, Dale Redman, Gene Segrist, Michael Tovar, Jim Whattenburger, Bruce Winters, Mike Wooten, Jimmy Zachry. Outfielders - Mike Fowler, Bobby Kohler, Rusty Laughlin, Wes McKenzie, John Moore, Pat Moore, Ned Plum, Steve Roper, Jeff Turner, Jay Zumwalt.

1982 (21-22, 9-12 SWC)

H: (11-13) A: (10-19) N: (0-0)

Head Coach: Kal Segrist

Table of 1982 baseball season results including dates, opponents, and scores.

PLAYERS: Pitchers - Robert Bryant, David Carroll, Kyle Kahrenthold, Chuck Johnson, Matt Dean, John Achilles, Mark McDowell, Steve Dennis, Derel Hatfield, Gene Segrist, Eric Shirley, Gary Moyer. Catchers - Kevin Rucker, Dan Hejl. Infielders - Jimmy Zachry, Andy Dawson, Scott Nethery, John Grimes, Mike Wooten, Kenny Allbritton, Jeff Harp, Dee Law, Jim Whattenburger, Bruce Winters, Keith Potts. Outfielders - Steve Roper, Pat Moore, Jeff Turner, Ruster Laughlin.

1983 (18-23, 8-13 SWC)

H: (15-13) A: (3-10) N: (0-0)

Head Coach: Kal Segrist

Table of 1983 baseball season results including dates, opponents, and scores.

PLAYERS: Pitchers - Jeff Allen, Dan Anderson, James Durham, Frank Enriquez, Joe Grim, Derek Hatfield, Clay Hollock, Ray Irvin, Rusty Lamar, Mark McDowell, Tim Moore, Lance Peters, Pat Moore, Eric Shirley, Nathan Swindle, Keith Wood, Michael Shull, Greg Landry, Bob Gross. Catchers - Ralph Strathman, Derek Sandoval, Johnny Ross, Glenn MacLeay. Infielders - Johnny Comeaux, David Dundore, John Grimes, Moses Guzman, Morgan Johnston, Rick Junior, Casey Meyers, Greg Phifer, Rex Ramos, Dale Redman, Steve Spalding, Jimmy Zachry. Outfielders - Jeff Turner, Jim Sullivan, Mark Michna, Wes McKenzie, Mitchell Jones, Todd Howey, Donald Edwing, Jeff Davis.





YEAR-BY-YEAR RESULTS

1984 (33-22, 9-12 SWC)

H: (21-7) A: (12-15) N: (0-0)

Head Coach: Gary Ashby

|      |                      |   |       |
|------|----------------------|---|-------|
| 2/17 | at Hardin-Simmons    | W | 19-11 |
| 2/18 | at Hardin-Simmons    | W | 5-0   |
| 2/18 | at Hardin-Simmons    | W | 6-3   |
| 2/21 | LUBBOCK CHRISTIAN    | L | 16-18 |
| 2/23 | SUL ROSS STATE       | W | 15-5  |
| 2/24 | at UTEP              | W | 25-15 |
| 2/25 | at UTEP              | W | 7-3   |
| 2/25 | at UTEP              | L | 5-9   |
| 2/26 | at New Mexico State  | W | 5-2   |
| 2/26 | at New Mexico State  | L | 4-5   |
| 3/2  | at Lubbock Christian | W | 7-3   |
| 3/4  | WYOMING              | L | 5-8   |
| 3/4  | WYOMING              | W | 22-2  |
| 3/6  | WYOMING              | W | 12-3  |
| 3/7  | at Lubbock Christian | L | 10-14 |
| 3/11 | NEBRASKA-KEARNEY     | W | 9-2   |
| 3/11 | NEBRASKA-KEARNEY     | W | 7-6   |
| 3/12 | UTEP                 | L | 5-7   |
| 3/12 | UTEP                 | L | 1-4   |
| 3/13 | NEBRASKA-KEARNEY     | W | 7-4   |
| 3/14 | at Oklahoma State    | W | 5-4   |
| 3/14 | at Oklahoma State    | L | 0-11  |
| 3/15 | at Oklahoma State    | L | 2-3   |
| 3/17 | at TCU               | L | 9-10  |
| 3/17 | at TCU               | L | 2-3   |
| 3/18 | at TCU               | L | 3-6   |
| 3/20 | SUL ROSS STATE       | W | 3-2   |
| 3/20 | SUL ROSS STATE       | W | 22-1  |
| 3/21 | SUL ROSS STATE       | W | 8-2   |
| 3/23 | BAYLOR               | W | 30-21 |
| 3/24 | BAYLOR               | W | 9-3   |
| 3/24 | BAYLOR               | L | 19-20 |
| 3/27 | HARDIN-SIMMONS       | W | 5-4   |
| 3/29 | at Trinity           | W | 14-7  |
| 3/31 | at Rice              | W | 5-3   |
| 3/31 | at Rice              | L | 6-16  |
| 4/1  | at Rice              | L | 8-9   |
| 4/3  | HARDIN-SIMMONS       | W | 15-2  |
| 4/3  | HARDIN-SIMMONS       | W | 8-6   |
| 4/7  | HOUSTON              | W | 13-10 |
| 4/7  | HOUSTON              | W | 8-6   |
| 4/8  | HOUSTON              | W | 10-5  |
| 4/10 | NEW MEXICO STATE     | W | 14-11 |
| 4/10 | NEW MEXICO STATE     | W | 19-6  |
| 4/13 | at Texas A&M         | L | 3-13  |
| 4/13 | at Texas A&M         | L | 6-11  |
| 4/14 | at Texas A&M         | L | 8-9   |
| 4/19 | at Oral Roberts      | L | 1-3   |
| 4/21 | at Arkansas          | W | 8-6   |
| 4/21 | at Arkansas          | W | 9-8   |
| 4/22 | at Arkansas          | L | 7-9   |
| 4/24 | GRAND CANYON         | W | 9-8   |
| 4/28 | TEXAS                | L | 3-7   |
| 4/28 | TEXAS                | L | 2-8   |
| 4/29 | TEXAS                | W | 8-5   |

**PLAYERS:** Pitchers - Jeff Allen, Glen Caperton, Mike Correia, Darryl Decker, James Durham, Mike Garrido, Bob Gross, Mike Guerrero, Jim Harycki, Clay Hollock, Jerry Hull, Bret Marshall, Lance Peters, Mark Puckett, Steve Reddell, David Rodriguez, John Ross, Mike Shull, Rod Simon, Nathan Swindle, John Vidales, Keith Wood. Catchers - John Grimes, Greg Landry, Jay Lindstrom, Derek Sandoval. Infielders - Kenny Allbritton, Tommy Dobyns, Greg May, Patrick Nocker, Casey Peterson, Greg Phifer, Dale Redman, Paul Scott, Greg Winder. Outfielders - Jeff Turner, Mark Michna, Wes McKenzie, Mitchell Jones, Todd Howey.

1985 (18-33, 2-19 SWC)

H: (11-17) A: (6-15) N: (1-1)

Head Coach: Gary Ashby

|   |                      |   |       |
|---|----------------------|---|-------|
| 2/9   | at New Mexico        | W | 13-11 |
| 2/9   | at New Mexico        | L | 3-18  |
| 2/10  | at New Mexico        | L | 6-7   |
| 2/16  | NEW MEXICO HIGHLANDS | W | 12-1  |
| 2/16  | NEW MEXICO HIGHLANDS | W | 20-4  |
| 2/17  | NEW MEXICO HIGHLANDS | W | 2-1   |
| 2/17  | NEW MEXICO HIGHLANDS | W | 15-0  |
| 2/22  | at Hardin-Simmons    | L | 7-8   |
| 2/26  | LUBBOCK CHRISTIAN    | L | 4-14  |
| North Texas Tournament - Denton, Texas              |                      |   |       |
| 3/1   | vs. Texas State      | W | 7-0   |
| 3/1   | at North Texas       | L | 3-6   |
| 3/2   | vs. Texas State      | L | 2-5   |
| 3/2   | at North Texas       | W | 5-3   |
| 3/3   | at North Texas       | L | 0-1   |
| 3/5   | at Sul Ross State    | W | 6-1   |
| 3/6   | at Sul Ross State    | W | 9-5   |
| 3/6   | at Sul Ross State    | W | 6-3   |
| Lubbock Intercollegiate Tournament - Lubbock, Texas |                      |   |       |
| 3/9   | WICHITA STATE        | W | 4-3   |
| 3/9   | at Lubbock Christian | W | 16-4  |
| 3/10  | LUBBOCK CHRISTIAN    | L | 1-9   |
| 3/10  | MISSOURI SOUTHERN    | W | 16-6  |
| 3/11  | WICHITA STATE        | L | 6-9   |
| 3/11  | MISSOURI SOUTHERN    | L | 9-10  |
| 3/12  | MISSOURI SOUTHERN    | W | 11-7  |
| 3/13  | WICHITA STATE        | L | 3-13  |
| 3/15  | at Baylor            | L | 2-3   |
| 3/16  | at Baylor            | L | 0-3   |
| 3/16  | at Baylor            | L | 4-5   |
| 3/22  | RICE                 | L | 8-25  |
| 3/23  | RICE                 | W | 2-1   |
| 3/23  | RICE                 | W | 11-10 |
| 3/29  | at Houston           | L | 2-8   |
| 3/30  | at Houston           | L | 7-13  |
| 3/30  | at Houston           | L | 3-20  |
| 4/2   | HARDIN-SIMMONS       | W | 3-1   |
| 4/4   | TEXAS A&M            | L | 4-16  |
| 4/5   | TEXAS A&M            | L | 9-21  |
| 4/5   | TEXAS A&M            | L | 5-28  |
| 4/9   | HARDIN-SIMMONS       | L | 4-8   |
| 4/9   | HARDIN-SIMMONS       | W | 10-2  |
| 4/12  | ARKANSAS             | L | 4-14  |
| 4/13  | ARKANSAS             | L | 11-14 |
| 4/13  | ARKANSAS             | L | 5-22  |
| 4/16  | LUBBOCK CHRISTIAN    | L | 6-7   |
| 4/17  | at Lubbock Christian | L | 2-6   |
| 4/19  | at Texas             | L | 2-9   |
| 4/20  | at Texas             | L | 15-16 |
| 4/20  | at Texas             | L | 2-8   |
| 4/27  | TCU                  | L | 6-7   |
| 4/27  | TCU                  | L | 8-11  |
| 4/28  | TCU                  | L | 10-17 |

**PLAYERS:** Pitchers - Nathan Swindle, Johnny Vidales, Craig Chapin, Luis Chavez, Clay Hollock, Jeff Kruger, Bret Marshall, Tim Moore, Bill Schutt, Khri Segrist, John Waite. Catchers - Mark Booth, Trae Fowler, Stacy Ragan, Derek Sandoval. Infielders - Dan Spencer, Brian Roper, Peter Nies, Kent Meador, Billy Martin, Phillip Maldonado, Kevin Lowery, Tommy Hernandez, Mike Gustafson, David Geck, Brian Christiansen, Alejandro Aguilar. Outfielders - Jim Darnell, Coby DeHaven, Tommy Harrison, Mike Humphreys, Billy Lance.

1986 (34-25, 7-14 SWC)

H: (19-13) A: (13-12) N: (2-0)

Head Coach: Gary Ashby

|   |                              |   |       |
|---|------------------------------|---|-------|
| 2/8   | SUL ROSS STATE               | W | 11-0  |
| 2/8   | SUL ROSS STATE               | W | 15-0  |
| 2/14  | at Hardin-Simmons            | W | 8-5   |
| 2/14  | at Hardin-Simmons            | W | 13-3  |
| 2/15  | at Hardin-Simmons            | W | 13-3  |
| 2/15  | at Hardin-Simmons            | L | 4-5   |
| 2/16  | vs. Sul Ross State (Midland) | W | 9-2   |
| 2/16  | vs. Sul Ross State (Midland) | W | 15-6  |
| 2/21  | NEW MEXICO HIGHLANDS         | W | 3-2   |
| 2/21  | NEW MEXICO HIGHLANDS         | W | 11-6  |
| 2/22  | NEW MEXICO HIGHLANDS         | W | 7-4   |
| 2/22  | NEW MEXICO HIGHLANDS         | W | 17-0  |
| 2/24  | NEW MEXICO STATE             | W | 13-5  |
| 2/25  | NEW MEXICO STATE             | W | 13-4  |
| 2/25  | NEW MEXICO STATE             | W | 18-6  |
| Lubbock Intercollegiate Tournament - Lubbock, Texas |                              |   |       |
| 3/2   | UNLV                         | L | 4-5   |
| 3/3   | WASHINGTON STATE             | L | 3-9   |
| 3/4   | LEWIS & CLARK                | L | 7-13  |
| 3/5   | UNLV                         | L | 14-15 |
| 3/6   | LEWIS & CLARK                | L | 10-16 |
| 3/8   | at Lubbock Christian         | L | 18-19 |
| 3/8   | at Lubbock Christian         | W | 9-6   |
| 3/16  | MISSOURI SOUTHERN            | W | 8-3   |
| 3/17  | MISSOURI SOUTHERN            | W | 3-2   |
| 3/18  | at North Texas               | W | 14-8  |
| 3/18  | at North Texas               | W | 8-4   |
| 3/19  | at North Texas               | W | 10-3  |
| 3/21  | at Rice                      | W | 8-3   |
| 3/22  | at Rice                      | W | 3-0   |
| 3/22  | at Rice                      | W | 3-2   |
| 3/24  | NEBRASKA-KEARNEY             | W | 16-4  |
| 3/25  | ST. EDWARD'S                 | W | 6-3   |
| 3/25  | ST. EDWARD'S                 | L | 4-12  |
| 3/26  | ST. EDWARD'S                 | W | 6-4   |
| 3/27  | NEBRASKA-KEARNEY             | W | 15-9  |
| 3/28  | HOUSTON                      | L | 6-12  |
| 3/29  | HOUSTON                      | W | 10-9  |
| 3/29  | HOUSTON                      | W | 14-8  |
| 4/4   | at Texas A&M                 | L | 7-17  |
| 4/5   | at Texas A&M                 | L | 4-10  |
| 4/5   | at Texas A&M                 | L | 2-12  |
| 4/8   | at Hardin-Simmons            | L | 4-6   |
| 4/8   | at Hardin-Simmons            | W | 12-1  |
| 4/11  | at Arkansas                  | L | 3-20  |
| 4/12  | at Arkansas                  | L | 4-9   |
| 4/12  | at Arkansas                  | L | 3-8   |
| 4/13  | at Oklahoma State            | L | 4-18  |
| 4/18  | TEXAS                        | L | 5-16  |
| 4/19  | TEXAS                        | L | 3-6   |
| 4/20  | TEXAS                        | L | 2-11  |
| 4/22  | at Lubbock Christian         | L | 7-10  |
| 4/25  | at TCU                       | L | 8-15  |
| 4/26  | at TCU                       | W | 11-8  |
| 4/26  | at TCU                       | W | 14-6  |
| 4/27  | SUL ROSS STATE               | W | 14-7  |
| 4/27  | SUL ROSS STATE               | W | 21-3  |
| 5/2   | BAYLOR                       | L | 3-6   |
| 5/3   | BAYLOR                       | L | 5-8   |
| 5/3   | BAYLOR                       | L | 4-11  |

**PLAYERS:** Pitchers - Craig Chapin, Luis Chavez, Clay Hollock, Jeff Krueger, Bret Marshall, Tim Moore, Bill Schutt, Khri Segrist, Nathan Swindle, Johnny Vidales, John Waite. Catchers - Mark Booth, Trae Fowler, Stacy Ragan, Derek Sandoval, Brian Roper. Infielders/Outfielders - Dan Spencer, Peter Nies, Kent Meador, Billy Martin, Phillip Maldonado, Kevin Lowery, Tommy Hernandez, Mike Gustafson, David Geck, Brian Christiansen, Alejandro Aguilar.



YEAR-BY-YEAR RESULTS

1987 (21-28, 7-14 SWC)

H: (12-15) A: (9-13) N: (0-0)

Head Coach: Larry Hays

Table of 1987 baseball season results with columns for date, opponent, result, and score.

PLAYERS: Pitchers - Luis Chaidez, Kurt Whiple, Dwight Fruge, Bret Marshall, Bill Schutt, Khrist Segrist, Mike Beiras, Pat Black, Byron Farrell, Todd Duewel, John Marlow. Catchers - Brian Roper, Scott Fricks, David Coleman, Scott Drury. Infielders - Kevin Lowery, Kevin Meador, Dave Geck, Tommy Hernandez, Dan Spencer, Coby DeHaven, Mike Gustafson, Dax Griffith. Outfielders - Mike Humphreys, Boo Arnold, Bart Alfred, Billy Lance.

1988 (34-25-1, 7-14 SWC)

H: (26-11) A: (7-14-1) N: (1-0)

Head Coach: Larry Hays

Table of 1988 baseball season results with columns for date, opponent, result, and score.

PLAYERS: Pitchers - Lynn Grimes, Rodney Steph, Kurt Shipley, Eric Kleinsorge, Dwight Fruge, Bret Marshall, King Hodson, Todd Duewel, Kyle Guerry, Kevin Kirk, Byron Farrell, Pat Black, Mike Beiras. Catchers - D'Nard Arthur, Charles Smith, Brian Roper. DH - Mark Helms. Infielders - Kevin Lowery, Matt Martin, Tommy Hernandez, Lynn Vanlandingham, Mike Gustafso. Outfielders - Mike Humphreys, Gilbert Arredondo, Bob Deller, Donald Harris, Joe Mendazona, Shawn Byrne, Jeff Boyston, Grant Feauto.

1989 (32-22, 9-12 SWC)

H: (25-10) A: (7-12) N: (0-0)

Head Coach: Larry Hays

Table of 1989 baseball season results with columns for date, opponent, result, and score.

PLAYERS: Pitchers - Jeff Beck, Brian Boesiger, Chris Eddy, Kyle Guerry, King Hodson, Kevin Kirk, Eric Kleinsorge, Grant Lindsay, James Mauldin, Kurt Shipley, Rodney Steph, Mike Wiczorek. Catchers - Brian Roper, Mark Helms, John Carter, D'Nard Arthur, Randy Deal. Infielders - Chris Stegert 1B, Matt Martin SS, Greg Kobza 1B, Shanon Hays, Mike Gustafson, Kyle Ford SS, Sonny Dykes 1B. Outfielders - Gilbert Arredondo, Jeff Boydston, Bob Deller, Donald Harris, Joe Mendazona, Chris Moore, Brian Pierce.



YEAR-BY-YEAR RESULTS

1990 (31-29, 5-16 SWC)

H: (24-12) A: (5-17) N: (2-0)

Head Coach: Larry Hays

|                                    |                          |               |      |
|------------------------------------|--------------------------|---------------|------|
| 2/2                                | NEW MEXICO               | W             | 15-6 |
| 2/3                                | NEW MEXICO               | W             | 2-0  |
| 2/3                                | NEW MEXICO               | L             | 8-11 |
| 2/9                                | CAMERON                  | W             | 10-6 |
| 2/9                                | CAMERON                  | W             | 12-0 |
| 2/10                               | CAMERON                  | W             | 15-8 |
| 2/10                               | CAMERON                  | W             | 13-4 |
| 2/19                               | NEW MEXICO HIGHLANDS     | W             | 6-2  |
| 2/19                               | NEW MEXICO HIGHLANDS     | W             | 10-0 |
| 2/22                               | at New Mexico State      | L             | 7-13 |
| 2/23                               | at New Mexico State      | L             | 8-14 |
| 2/24                               | at New Mexico State      | L             | 3-4  |
| 2/25                               | at New Mexico State      | L             | 9-26 |
| 2/27                               | at Arizona State         | L             | 4-5  |
| 2/28                               | at Arizona State         | L             | 6-8  |
| 3/3                                | NEW MEXICO HIGHLANDS     | W             | 7-1  |
| 3/3                                | NEW MEXICO HIGHLANDS     | W             | 4-3  |
| 3/4                                | OKLAHOMA CITY            | L             | 5-9  |
| 3/6                                | at Hardin-Simmons        | W             | 17-2 |
| 3/6                                | at Hardin-Simmons        | W             | 10-3 |
| Louisiana Classic - Lafayette, La. |                          |               |      |
| 3/9                                | vs. UT Arlington         | W             | 2-0  |
| 3/9                                | at UL Lafayette          | L             | 4-5  |
| 3/10                               | at UL Lafayette          | W             | 8-7  |
| 3/11                               | vs. UT Arlington         | W             | 6-0  |
| 3/12                               | NEW MEXICO HIGHLANDS     | W             | 6-5  |
| 3/13                               | ST. EDWARD'S             | W             | 14-2 |
| 3/13                               | ST. EDWARD'S             | W             | 12-3 |
| 3/16                               | HOUSTON                  | L             | 7-10 |
| 3/17                               | HOUSTON                  | W             | 7-2  |
| 3/17                               | HOUSTON                  | W             | 5-4  |
| 3/20                               | COLLEGE OF THE SOUTHWEST | L             | 7-11 |
| 3/20                               | COLLEGE OF THE SOUTHWEST | W (No-Hitter) | 11-0 |
| 3/23                               | at Texas A&M             | L             | 0-11 |
| 3/24                               | at Texas A&M             | L             | 0-9  |
| 3/24                               | at Texas A&M             | L             | 1-3  |
| 3/26                               | NEBRASKA                 | L             | 3-8  |
| 3/27                               | NEBRASKA                 | W             | 5-4  |
| 3/31                               | at Arkansas              | L             | 5-6  |
| 3/31                               | at Arkansas              | L             | 6-7  |
| 4/1                                | at Arkansas              | L             | 4-12 |
| 4/3                                | SUL ROSS STATE           | W             | 6-2  |
| 4/3                                | SUL ROSS STATE           | W             | 16-3 |
| 4/7                                | TEXAS                    | L             | 2-6  |
| 4/8                                | TEXAS                    | L             | 2-7  |
| 4/8                                | TEXAS                    | L             | 6-15 |
| 4/10                               | HARDIN-SIMMONS           | W             | 5-1  |
| 4/10                               | HARDIN-SIMMONS           | W             | 4-3  |
| 4/13                               | at TCU                   | W             | 9-0  |
| 4/14                               | at TCU                   | L             | 5-6  |
| 4/14                               | at TCU                   | W             | 6-3  |
| 4/20                               | BAYLOR                   | L             | 0-10 |
| 4/21                               | BAYLOR                   | W             | 2-1  |
| 4/21                               | BAYLOR                   | L             | 3-5  |
| 4/27                               | NEW MEXICO STATE         | L             | 0-8  |
| 4/27                               | NEW MEXICO STATE         | W             | 7-1  |
| 4/28                               | NEW MEXICO STATE         | W             | 7-6  |
| 4/28                               | NEW MEXICO STATE         | L             | 3-6  |
| 5/11                               | at Rice                  | L             | 4-5  |
| 5/12                               | at Rice                  | L             | 1-5  |
| 5/12                               | at Rice                  | L             | 0-3  |

**PLAYERS:** Pitchers - Rodney Steph, Kurt Shipley, Grant Lindsay, Brian Boesiger, Kyle Guerry, Bubba Johnson, Jason Kestner, Lucio Chaidez, Kevin Kirk, Jeff Peck, King Hodson, Pete Adrizzone, John Macatee, Matt Benson. Catchers - Tony Tijerina, Mike Magill, D'Nard Arthur, Jimmy Webster. Infielders - Matt Marin, Mark Ward, Tim Tadlock, Sonny Dykes, Mike Adams, Shanon Hays, Grant Hammersley. Outfielders - Chris Moore, Mike Kinney, Kent Blasingame, Jeff Boydston, Todd Cleveland, Joe Mendazona.

1991 (42-18, 9-12 SWC)

H: (30-8) A: (8-9) N: (4-1)

Head Coach: Larry Hays

|                                 |                          |   |       |
|---------------------------------|--------------------------|---|-------|
| 2/8                             | NEW MEXICO STATE         | W | 5-2   |
| 2/9                             | NEW MEXICO STATE         | W | 20-3  |
| 2/10                            | NEW MEXICO STATE         | W | 11-6  |
| 2/11                            | at New Mexico            | W | 10-9  |
| 2/12                            | at New Mexico            | W | 13-5  |
| 2/15                            | NEW MEXICO HIGHLANDS     | W | 3-1   |
| 2/16                            | NEW MEXICO HIGHLANDS     | W | 12-1  |
| 2/17                            | AIR FORCE                | L | 7-8   |
| 2/17                            | AIR FORCE                | W | 8-4   |
| 2/18                            | CAMERON                  | W | 5-3   |
| Diablo Classic - El Paso, Texas |                          |   |       |
| 2/22                            | vs. Oklahoma             | W | 10-0  |
| 2/23                            | vs. New Mexico State     | W | 6-3   |
| 2/23                            | vs. Wyoming              | W | 6-2   |
| 2/24                            | vs. Oklahoma             | L | 3-7   |
| 2/25                            | WESTERN NEW MEXICO       | W | 7-4   |
| 2/26                            | WESTERN NEW MEXICO       | W | 6-0   |
| Desert Classic - Phoenix, Ariz. |                          |   |       |
| 3/2                             | vs. Sam Houston State    | W | 5-4   |
| 3/3                             | at Grand Canyon          | W | 10-4  |
| 3/4                             | at Grand Canyon          | W | 4-3   |
| 3/5                             | at Arizona State         | L | 12-18 |
| 3/6                             | at Arizona State         | L | 5-6   |
| 3/9                             | WICHITA STATE            | L | 3-8   |
| 3/10                            | WICHITA STATE            | W | 4-2   |
| 3/13                            | HOWARD PAYNE             | W | 12-4  |
| 3/13                            | HOWARD PAYNE             | W | 13-2  |
| 3/15                            | RICE                     | W | 6-4   |
| 3/16                            | RICE                     | W | 4-1   |
| 3/16                            | RICE                     | W | 13-10 |
| 3/18                            | NEBRASKA-KEARNEY         | W | 9-2   |
| 3/19                            | NEBRASKA-KEARNEY         | W | 13-1  |
| 3/19                            | NEBRASKA-KEARNEY         | W | 19-0  |
| 3/20                            | NEBRASKA-KEARNEY         | W | 12-6  |
| 3/22                            | at Houston               | L | 2-6   |
| 3/23                            | at Houston               | W | 4-1   |
| 3/23                            | at Houston               | L | 0-1   |
| 3/25                            | NEBRASKA                 | L | 5-10  |
| 3/26                            | NEBRASKA                 | W | 11-10 |
| 3/29                            | TEXAS A&M                | L | 0-4   |
| 3/30                            | TEXAS A&M                | W | 4-3   |
| 3/30                            | TEXAS A&M                | W | 10-9  |
| 4/2                             | SUL ROSS STATE           | W | 20-6  |
| 4/2                             | SUL ROSS STATE           | W | 18-1  |
| 4/5                             | ARKANSAS                 | W | 4-1   |
| 4/6                             | ARKANSAS                 | L | 10-18 |
| 4/6                             | ARKANSAS                 | L | 2-6   |
| 4/9                             | HARDIN-SIMMONS           | W | 4-0   |
| 4/9                             | HARDIN-SIMMONS           | W | 9-1   |
| 4/12                            | at Texas                 | L | 4-14  |
| 4/13                            | at Texas                 | L | 0-1   |
| 4/13                            | at Texas                 | W | 1-0   |
| 4/16                            | COLLEGE OF THE SOUTHWEST | W | 2-1   |
| 4/16                            | COLLEGE OF THE SOUTHWEST | W | 5-4   |
| 4/19                            | TCU                      | L | 5-9   |
| 4/20                            | TCU                      | L | 1-2   |
| 4/20                            | TCU                      | W | 6-1   |
| 4/23                            | HARDIN-SIMMONS           | W | 8-3   |
| 4/23                            | HARDIN-SIMMONS           | W | 7-4   |
| 4/26                            | at Baylor                | L | 1-12  |
| 4/27                            | at Baylor                | L | 1-2   |
| 4/27                            | at Baylor                | L | 2-3   |

**PLAYERS:** Pitchers - Jeff Shaffer, Damon Treadway, Rodney Steph, John Macatee, Mark Brandenburg, Travis Gage, Travis Driskill, Kevin Kirk, Jason Kestner, Grand Lindsay, Lucio Chaidez, Gabe Salazar. Catchers - D'Nard Arthur, Mike Magill, Tony Tijerina. Infielders - Ryan Daly, Grant Hammersley, Mike Adams, Tim Tadlock, Darrin Glenn, Bryce Cunningham, Greg Cushman, Jon Mize, Chris Pool.

1992 (29-25, 15-19 SWC)

H: (24-10) A: (5-15) N: (0-0)

Head Coach: Larry Hays

|      |                      |   |      |
|------|----------------------|---|------|
| 1/24 | HOWARD PAYNE         | W | 14-1 |
| 1/25 | HOWARD PAYNE         | W | 7-0  |
| 1/25 | HOWARD PAYNE         | W | 12-0 |
| 1/30 | at Grand Canyon      | W | 15-8 |
| 1/31 | at Grand Canyon      | L | 5-11 |
| 2/1  | at Arizona State     | L | 3-4  |
| 2/2  | at Arizona State     | L | 1-3  |
| 2/7  | at Texas             | L | 1-2  |
| 2/8  | at Texas             | L | 4-9  |
| 2/9  | at Texas             | L | 4-5  |
| 2/14 | TCU                  | W | 3-2  |
| 2/15 | TCU                  | L | 1-5  |
| 2/15 | TCU                  | L | 2-9  |
| 2/21 | at Baylor            | W | 3-1  |
| 2/23 | at Baylor            | L | 0-4  |
| 2/23 | at Baylor            | W | 5-4  |
| 2/28 | RICE                 | W | 6-3  |
| 2/29 | RICE                 | W | 6-2  |
| 2/29 | RICE                 | W | 13-5 |
| 3/6  | NEW MEXICO           | W | 4-0  |
| 3/7  | NEW MEXICO           | L | 0-1  |
| 3/8  | NEW MEXICO           | W | 6-1  |
| 3/13 | at Texas A&M         | L | 1-2  |
| 3/14 | at Texas A&M         | L | 2-7  |
| 3/14 | at Texas A&M         | L | 1-2  |
| 3/16 | NEW MEXICO HIGHLANDS | W | 14-1 |
| 3/17 | NEW MEXICO HIGHLANDS | W | 17-0 |
| 3/17 | NEW MEXICO HIGHLANDS | W | 5-4  |
| 3/18 | NEW MEXICO HIGHLANDS | W | 21-5 |
| 3/20 | HOUSTON              | W | 9-8  |
| 3/21 | HOUSTON              | L | 1-7  |
| 3/21 | HOUSTON              | W | 10-9 |
| 3/24 | NEBRASKA-KEARNEY     | W | 12-2 |
| 3/27 | at Rice              | W | 13-5 |
| 3/28 | at Rice              | W | 3-2  |
| 3/28 | at Rice              | L | 3-5  |
| 4/4  | TEXAS A&M            | L | 0-1  |
| 4/4  | TEXAS A&M            | W | 1-0  |
| 4/5  | TEXAS A&M            | W | 3-1  |
| 4/10 | at TCU               | L | 1-2  |
| 4/11 | at TCU               | L | 1-3  |
| 4/11 | at TCU               | L | 4-5  |
| 4/14 | LUBBOCK CHRISTIAN    | L | 3-8  |
| 4/17 | CAMERON              | W | 5-1  |
| 4/17 | CAMERON              | L | 3-7  |
| 4/18 | CAMERON              | W | 14-2 |
| 4/18 | CAMERON              | W | 11-3 |
| 4/23 | TEXAS                | L | 4-5  |
| 4/24 | TEXAS                | L | 9-10 |
| 4/25 | TEXAS                | L | 1-8  |
| 5/1  | BAYLOR               | W | 3-2  |
| 5/2  | BAYLOR               | W | 5-2  |
| 5/2  | BAYLOR               | W | 10-4 |
| 5/15 | HOUSTON              | L | 1-6  |

**PLAYERS:** Pitchers - Mike Wilson, Mike Copple, Geoff Covalt, Kip McFarlin, John Macatee, Kevin Kirk, Mark Brandenburg, Eric McLaughlin, J.J. Varney, Grant Lindsay, Jeff Shaffer, Chris Miller, Allan Wolf, Travis Gage, Corey Zelinski. Catchers - Darin Erculiani, Matt Smith, Sean Sharpe. Infielders - Ryan Elizondo, George Kilford, Jeff Schultz, Trey Forkerway, Jon Mize, Trent Petrie.





YEAR-BY-YEAR RESULTS

1993 (43-15, 11-7 SWC)

H: (33-2) A: (6-10) N: (4-3)

Head Coach: Larry Hays

Table of 1993 season results with columns for date, opponent, result, and score.

SWC Tournament - Austin, Texas

Results for the 1993 SWC Tournament.

PLAYERS: Pitchers - Kip McFarlin, Geoff Covalt, Mike Copple, Kevin Hannah, Travis Driskill, John Macatee, Chris Reed, Eric McLaughlin, J.J. Varney, Jeff Johnston, Shane Butler, Travis Gage, Jon Davis. Catchers - Robin Harriss, Matt Smith. Infielders - Jason Brooks SS, Brody Gregg 2B, George Kilford SS, Randy DuRoss 1B, Jeff Schulz 3B, Tre Forkerway 2B, Saul Bustos 3B, Sean Wertz 1B, John Tole 1B.

1994 (40-17, 12-6 SWC)

H: (25-6) A: (6-8) N: (9-3)

Head Coach: Larry Hays

Table of 1994 season results with columns for date, opponent, result, and score.

PLAYERS: Pitchers - Eric McLaughlin, Ryan Nye, Kelly Free, Jimmy Frush, Travis Smith, Jason Whittle, Eric Newman, Kevin Hannah, Jon Davis, Matt Miller, Jeff Peck, Shane Butler. Catchers - David Lindstrom, Robin Harriss. Infielders - Jason Totman 2B, Luke Potter 2B, Saul Bustos SS, Clint Bryant 3B, Clint Roddy INF, Randy DuRoss 1B, Tony Polizzi SS. Outfielders - Matt Schnabel, Ben Murray, Brody Gregg, Matt DuBuc, Marshall Bennett, Dax Holmstead, Mitch King, Neal Leonard, Brandon Welch.

1995 (51-14, 16-8 SWC)

H: (29-3) A: (15-7) N: (7-4)

Head Coach: Larry Hays

SWC CHAMPIONS SWC TOURNAMENT CHAMPIONS

Table of 1995 season results with columns for date, opponent, result, and score.

PLAYERS: Pitchers - Jimmy Frush, Tim Davidson, Jeff Peck, Kirk Ulrich, Travis Smith, Brandon Kolb, Matt Miller, Ryan Brewer, Kelly Free, Mike McCreary, Josh Belovsky, Andy Gonzales. Catchers - Neal Leonard, Logan Miller. Infielders - Clint Bryant 3B, Randy DuRoss 1B, Sergio Martinez INF, Marcus McCain INF, Dion Ruecker SS, Jason Totman 2B.

SEASON NOTES

- First-ever NCAA Appearance
• School record 51 victories
• Won Southwest Conference Tournament championship
• Six consensus All-Americans (Bryant, Totman, DuRoss, Welch, Ruecker, Miller)
• Six All SWC honorees (Bryant POY, Totman, DuRoss, Lindstrom, Peck, Frush)
• Led nation in doubles, batting average and total bases
• Ranked nationally for first time in program history
• Final Rankings: 8th-Baseball America, 9th-USA Today, 10th-Collegiate Baseball



YEAR-BY-YEAR RESULTS

1996 (49-15, 15-9 SWC)

H: (32-6) A: (10-7) N: (7-2)

Head Coach: Larry Hays

|   |                          |   |            |
|---|--------------------------|---|------------|
| 2/2                                     | at San Diego State       | W | 5-3        |
| 2/3                                     | at San Diego State       | W | 3-1        |
| 2/4                                     | at San Diego State       | W | 5-4        |
| Olive Garden Classic - Kissimmee, Fla.  |                          |   |            |
| 2/10                                    | vs. North Carolina       | W | 12-4       |
| 2/11                                    | vs. Georgia Tech         | W | 8-4        |
| 2/12                                    | vs. Wake Forest          | W | 5-1        |
| Arizona State Tournament - Tempe, Ariz. |                          |   |            |
| 2/15                                    | vs. Nebraska             | W | 7-3        |
| 2/16                                    | vs. Northwestern         | W | 11-4       |
| 2/17                                    | at Arizona State         | W | 4-2        |
| 2/18                                    | at Arizona State         | L | 16-17      |
| 2/19                                    | at Grand Canyon          | W | 6-3        |
| 2/20                                    | at Grand Canyon          | W | 12-8       |
| Red Raider Classic - Lubbock, Texas     |                          |   |            |
| 2/22                                    | NEW MEXICO               | W | 8-5        |
| 2/23                                    | EASTERN MICHIGAN         | W | 11-1       |
| 2/24                                    | NEW MEXICO               | W | 12-2       |
| 2/25                                    | NEW MEXICO               | W | 13-4       |
| 2/26                                    | EASTERN MICHIGAN         | W | 11-8       |
| 2/29                                    | EASTERN MICHIGAN         | W | 9-4        |
| 3/1                                     | EASTERN MICHIGAN         | W | 24-2       |
| 3/2                                     | EASTERN MICHIGAN         | W | 5-3        |
| 3/3                                     | EASTERN MICHIGAN         | W | 28-8       |
| 3/8                                     | WEST TEXAS A&M           | W | 7-0        |
| 3/9                                     | WEST TEXAS A&M           | W | 14-0       |
| 3/10                                    | AIR FORCE                | W | 11-4       |
| 3/10                                    | AIR FORCE                | W | 10-4       |
| SWC First Pitch - Houston, Texas        |                          |   |            |
| 3/14                                    | vs. Texas                | L | 3-9        |
| 3/15                                    | vs. Houston              | W | 14-5       |
| 3/15                                    | vs. Rice                 | W | 14-8       |
| 3/16                                    | vs. TCU                  | L | 2-3        |
| 3/19                                    | UT ARLINGTON             | W | 3-1        |
| 3/20                                    | UT ARLINGTON             | W | 10-4       |
| 3/22                                    | at Baylor                | W | 23-6       |
| 3/23                                    | at Baylor                | L | 0-8        |
| 3/23                                    | at Baylor                | W | 24-2       |
| 3/24                                    | at Baylor                | W | 11-3       |
| 3/29                                    | TEXAS A&M                | W | 26-9       |
| 3/30                                    | TEXAS A&M                | W | 7-5        |
| 3/30                                    | TEXAS A&M                | W | 10-7       |
| 3/31                                    | TEXAS A&M                | W | 12-1       |
| 4/2                                     | Midland Angels (Exh)     | L | 6-7        |
| 4/5                                     | at Rice                  | L | 5-6        |
| 4/6                                     | at Rice                  | L | 5-10       |
| 4/6                                     | at Rice                  | W | 8-1        |
| 4/12                                    | at Texas                 | L | 4-7        |
| 4/13                                    | at Texas                 | L | 2-3        |
| 4/13                                    | at Texas                 | L | 2-3        |
| 4/21                                    | COLLEGE OF THE SOUTHWEST | W | 26-0       |
| 4/22                                    | COLLEGE OF THE SOUTHWEST | W | 16-4       |
| 4/23                                    | UT ARLINGTON             | W | 11-4       |
| 4/24                                    | UT ARLINGTON             | W | 8-3        |
| 4/26                                    | HOUSTON                  | W | 11-1       |
| 4/27                                    | HOUSTON                  | L | 1-5        |
| 4/27                                    | HOUSTON                  | W | 9-2        |
| 5/11                                    | TCU                      | L | 4-7        |
| 5/11                                    | TCU                      | W | 9-6        |
| 5/12                                    | TCU                      | W | 23-7       |
| SWC Tournament - Lubbock, Texas         |                          |   |            |
| 5/15                                    | HOUSTON                  | W | 11-5       |
| 5/16                                    | RICE                     | L | 3-7        |
| 5/17                                    | TCU                      | W | 10-6       |
| 5/18                                    | BAYLOR                   | W | 10-4       |
| 5/18                                    | TEXAS                    | L | 7-8        |
| NCAA Central Regional - Lubbock, Texas  |                          |   |            |
| 5/23                                    | FRESNO STATE             | L | 5-12       |
| 5/24                                    | AKRON                    | W | 7-2        |
| 5/25                                    | FRESNO STATE             | W | 13-2       |
| 5/26                                    | SOUTHERN CAL             | L | 12-13 (13) |

**PLAYERS:** Pitchers - Zach Stewart, Brad Ralston, Ryan Brewer, Jimmy Frush, Matt Miller, Chad Reynolds, Kirk Ulrich, Jeff Peck, Monty Ward, Zane Kemp, Tim Davidson, James Bowman. Catchers - David Lindstrom, Brian Fox, Ben Sokolovic. Infielders - Clint Bryant 3B, Stubby Clapp 2B, Dion Ruecker SS, Joe Dillon 1B, Roger Bledsoe 2B. Outfielders - Matt Kastelic, Brad Davis, Chris Chiprez, Marshall Bennett, Sergio Martinez, Duane Price.

1997 (46-14, 23-7 BIG 12)

H: (29-7) A: (14-6) N: (3-1)

Head Coach: Larry Hays

BIG 12 CHAMPIONS

|  |                          |   |          |
|--|--------------------------|---|----------|
| 2/11   | TCU                      | L | 1-10     |
| 2/16   | PANHANDLE STATE          | W | 12-2     |
| 2/17   | EASTERN NEW MEXICO       | W | 9-4      |
| 2/18   | EASTERN NEW MEXICO       | W | 17-2     |
| 2/21   | SOUTHERN ILLINOIS        | W | 8-5      |
| 2/22   | SOUTHERN ILLINOIS        | W | 8-1      |
| 2/22   | SOUTHERN ILLINOIS        | W | 9-4      |
| 2/28   | NEW MEXICO STATE         | W | 16-6     |
| 3/2  | NEW MEXICO STATE         | W | 6-5      |
| 3/2  | NEW MEXICO STATE         | W | 8-0      |
| 3/3  | WEST TEXAS A&M           | W | 27-7     |
| 3/4  | WEST TEXAS A&M           | W | 10-4     |
| 3/7  | at Texas                 | L | 6-7      |
| 3/8  | at Texas                 | W | 5-4      |
| 3/9  | at Texas                 | W | 10-6     |
| 3/10   | WEST TEXAS A&M           | W | 7-2      |
| 3/11   | WEST TEXAS A&M           | W | 9-1      |
| 3/15   | IOWA STATE               | W | 14-0     |
| 3/15   | IOWA STATE               | W | 7-0      |
| 3/16   | IOWA STATE               | W | 6-4      |
| 3/18   | COLLEGE OF THE SOUTHWEST | W | 12-1     |
| 3/21   | at Baylor                | W | 8-5      |
| 3/22   | at Baylor                | L | 2-3      |
| 3/23   | at Baylor                | W | 16-3     |
| 3/24   | HOWARD PAYNE             | W | 24-7     |
| 3/25   | COLLEGE OF THE SOUTHWEST | W | 31-3     |
| 3/28   | OKLAHOMA STATE           | L | 4-6      |
| 3/29   | OKLAHOMA STATE           | W | 12-10    |
| 3/30   | OKLAHOMA STATE           | W | 7-6      |
| 4/1  | at TCU                   | W | 9-3      |
| 4/2  | at TCU                   | W | 10-5     |
| 4/5  | at Missouri              | W | 16-6     |
| 4/5  | at Missouri              | W | 18-5     |
| 4/6  | at Missouri              | W | 4-2      |
| 4/11   | KANSAS                   | W | 10-0     |
| 4/12   | KANSAS                   | W | 18-8     |
| 4/13   | KANSAS                   | L | 3-5      |
| 4/15   | GRAND CANYON             | W | 20-8     |
| 4/16   | GRAND CANYON             | W | 21-3     |
| 4/18   | at Kansas State          | W | 11-6     |
| 4/19   | at Kansas State          | W | 6-1      |
| 4/20   | at Kansas State          | W | 12-7     |
| 4/22   | NEBRASKA                 | W | 9-3      |
| 4/23   | NEBRASKA                 | W | 13-6     |
| 4/23   | NEBRASKA                 | W | 8-6      |
| 4/26   | at Oklahoma              | L | 4-5      |
| 4/27   | at Oklahoma              | W | 6-1      |
| 4/27   | at Oklahoma              | W | 18-6     |
| 4/29   | at New Mexico State      | L | 11-12    |
| 4/30   | at New Mexico State      | L | 17-19    |
| 5/9  | TEXAS A&M                | W | 12-9     |
| 5/10   | TEXAS A&M                | L | 3-5      |
| 5/11   | TEXAS A&M                | L | 11-13    |
| Big 12 Championships (Bricktown Ballpark) - Oklahoma City, Okla. |                          |   |          |
| 5/15   | vs. Missouri             | W | 12-2     |
| 5/16   | vs. Oklahoma             | L | 3-5      |
| 5/16   | vs. Texas A&M            | W | 9-6      |
| 5/17   | vs. Oklahoma State       | W | 7-6      |
| 5/18   | vs. Oklahoma             | L | 17-19    |
| NCAA Central Lubbock Regional - Lubbock, Texas                   |                          |   |          |
| 5/22   | TEXAS STATE              | L | 6-7 (11) |
| 5/23   | MISSOURI STATE           | L | 2-4      |

**PLAYERS:** Pitchers - Jeff Peck, Jimmy Frush, Monty Ward, David Therneau, Shane Wright, Kirk Ulrich, Brad Ralston, Jason Gooding, Jimmy Hooper, Zach Stewart, Chad Reynolds. Catchers - Josh Bard, Brandon Buckley, Ben Sokolovic, Brent Huddleston. Infielders - Jess Olivares SS, Adrian Taylor SS, Keith Ginter 2B, Joe Dillon 1B, Cody Barney UT, Carter Ayers UT, Jason Huth INF, Jose Alvarez 3B, Kurt Kristynik 1B-3B. Outfielders - Jake Rinehart, Chris Shuffield, Jason Landreth, Richard Nadeau, Shane Langen, Joe Smith, Duane Price, Steve Richardson, Spencer Patrick.

1998 (44-20, 18-11 BIG 12)

H: (28-5) A: (10-9) N: (6-6)

Head Coach: Larry Hays

BIG 12 TOURNAMENT CHAMPIONS

|  |                          |   |          |
|--|--------------------------|---|----------|
| 2/3  | at New Mexico            | L | 6-7      |
| 2/6  | WEST TEXAS A&M           | W | 13-8     |
| 2/7  | WEST TEXAS A&M           | W | 14-3     |
| 2/8  | WEST TEXAS A&M           | W | 19-4     |
| 2/10   | at TCU                   | W | 9-2      |
| 2/11   | at TCU                   | L | 10-12    |
| 2/13   | LONG BEACH STATE         | W | 5-3      |
| 2/14   | LONG BEACH STATE         | W | 12-6     |
| 2/15   | LONG BEACH STATE         | W | 5-4 (10) |
| 2/18   | at Grand Canyon          | W | 7-1      |
| Oakland A's Invitational - Phoenix, Ariz.                        |                          |   |          |
| 2/19   | vs. BYU                  | L | 1-4      |
| 2/21   | vs. Santa Clara          | L | 4-9      |
| 2/21   | vs. Nevada-Reno          | W | 4-0      |
| 2/22   | vs. Northwestern         | L | 2-7      |
| 2/24   | HOWARD PAYNE             | W | 6-1      |
| 2/27   | at Texas A&M             | L | 4-5      |
| 2/28   | at Texas A&M             | W | 6-5 (10) |
| 3/1  | at Texas A&M             | L | 2-11     |
| 3/6  | TEXAS                    | W | 6-3      |
| 3/7  | TEXAS                    | W | 17-6     |
| 3/10   | TCU                      | W | 16-4     |
| 3/11   | TCU                      | L | 7-8 (11) |
| 3/14   | LINDENDWOOD              | W | 19-0     |
| 3/17   | NEW MEXICO               | W | 11-7     |
| 3/17   | NEW MEXICO               | W | 4-3      |
| 3/18   | VALLEY CITY STATE        | W | 23-2     |
| 3/20   | BAYLOR                   | L | 2-3      |
| 3/21   | BAYLOR                   | W | 9-1      |
| 3/22   | BAYLOR                   | L | 6-10     |
| 3/24   | EASTERN NEW MEXICO       | W | 6-5 (13) |
| 3/27   | at Oklahoma State        | W | 13-12    |
| 3/28   | at Oklahoma State        | W | 10-6     |
| 3/29   | at Oklahoma State        | L | 6-10     |
| 3/31   | COLLEGE OF THE SOUTHWEST | W | 17-2     |
| 4/3  | MISSOURI                 | W | 8-6      |
| 4/4  | MISSOURI                 | L | 2-4 (11) |
| 4/5  | MISSOURI                 | W | 13-11    |
| 4/7  | SUL ROSS STATE           | W | 23-11    |
| 4/8  | NEW MEXICO HIGHLANDS     | W | 19-10    |
| 4/10   | at Kansas                | W | 18-3     |
| 4/11   | at Kansas                | L | 1-4      |
| 4/12   | at Kansas                | W | 7-4      |
| 4/14   | ABILENE CHRISTIAN        | W | 17-12    |
| 4/17   | at Iowa State            | W | 12-2     |
| 4/18   | at Iowa State            | L | 7-10     |
| 4/19   | at Iowa State            | W | 12-1     |
| 4/21   | at Nebraska              | W | 6-5      |
| 4/21   | at Nebraska              | L | 1-2      |
| 4/22   | at Nebraska              | L | 3-8      |
| 4/24   | OKLAHOMA                 | L | 1-15     |
| 4/25   | OKLAHOMA                 | W | 15-11    |
| 4/26   | OKLAHOMA                 | W | 11-8     |
| 4/27   | COLLEGE OF THE SOUTHWEST | W | 14-7     |
| 5/8  | KANSAS STATE             | W | 13-6     |
| 5/9  | KANSAS STATE             | W | 6-5      |
| 5/10   | KANSAS STATE             | W | 18-10    |
| Big 12 Championships (Bricktown Ballpark) - Oklahoma City, Okla. |                          |   |          |
| 5/14   | vs. Oklahoma             | W | 5-1      |
| 5/15   | vs. Baylor               | W | 11-4     |
| 5/16   | vs. Texas A&M            | L | 7-11     |
| 5/17   | vs. Oklahoma             | W | 4-3      |
| 5/17   | vs. Texas A&M            | W | 14-7     |
| NCAA Atlantic 1 Miami (Fla.) Regional - Miami, Fla.              |                          |   |          |
| 5/21   | vs. North Carolina       | W | 6-2      |
| 5/22   | vs. South Carolina       | L | 8-9      |
| 5/23   | at Miami                 | L | 0-13     |

**PLAYERS:** Pitchers - Cade Allison, Eric Cooper, Jesse Cornejo, Brad Ralston, Chad Reynolds, Joe Smith, Zach Stewart, Monty Ward, Steve Watkins, Shane Wright. Catchers - Josh Bard, Brandon Buckley. Infielders - Mark Austry 1B, Brennan Burns 3B, Keith Ginter 2B-3B, Jason Huth SS, Kevin Jordan 3B-2B, Scooter Martinez 1B, Peter Nelson 3B-2B, Junior Rodriguez SS, David Tuley 3B. Outfielders - Miles Durham, Jason Landreth, Duane Price, Steve Richardson, Ryan Ruiz, Joe Smith.



YEAR-BY-YEAR RESULTS

1999 (42-17, 18-8 BIG 12)

H: (28-5) A: (12-10) N: (2-2)

Head Coach: Larry Hays

Table of 1999 baseball season results with columns for date, opponent, result, and score.

PLAYERS: Pitchers - Cade Allison, Daniel Cole, Eric Cunningham, Michael Duperron, Clancy Fossum, Cesar Gutierrez, Ben Long, Brandon Roberson, Brad Ralston, Chad Reynolds, Steve Rowe, Zach Stewart, Ryan Stonerock, Kevin Tracey, Shane Wright. Catchers - Josh Bard, Joe Juarez, Trey Lunsford. Infielders - Mark Austry 1B/OF, Brennan Burns 3B/1B, Chaz Eiguren 1B/DH, David Garza 2B/OF, Justin Ham INF, Joey Hart 1B/C, Scott Holzhauser 2B/SS, Jason Huth 3B, Allen Marshall SS, David O'Keefe 3B/1B, Chris Sampson SS, Lance Woodcock SS. Outfielders- Marco Cunningham, Miles Durham, Brandon Plumlee, Steve Richardson, Ryan Ruiz, Bodie Simpson, Jon Weber.

2000 (36-26, 18-12 BIG 12)

H: (25-7) A: (8-15) N: (3-4)

Head Coach: Larry Hays

Table of 2000 baseball season results with columns for date, opponent, result, and score.

PLAYERS: Pitchers; Kevin Tracey, Cory Metzler, J.J. Newman, Brandon Roberson, Matt Harbin, Blake McGinley, Steve Rowe, Clancy Fossum, Chad Reynolds, Josh Jones, Aaron Tims, Chaz Ackerman, Cory Sellars, Daniel Cole, Dusty Buck. POSITION PLAYERS: Chaz Eiguren, Jason Rainey, Marco Cunningham, Shaun Larkin, Scott Holzhauser, Trey Lunsford, Eric McLamore, Mark Austry, David Garza, Miles Durham, Grant Culver, Brennan Burns, Chad Landry, David O'Keefe, Daron Bertillon.

2001 (43-20-1, 19-10-1 BIG 12)

H: (25-7) A: (11-7-1) N: (7-6)

Head Coach: Larry Hays

Table of 2001 baseball season results with columns for date, opponent, result, and score.

PLAYERS: Pitchers - Blake McGinley, Matt Harbin, Chris Phillips, Brandon Roberson, Cory Metzler, Chad Ertel, Richard Simon, Stephen Leist, Phillip Aragon, Clancy Fossum, Joel Simon, Mike Larsen, Steve Rowe... Position Players - Austin Cranford, Nick Blankenship, Kerry Hodges, Gera Alvarez, Tony Arnerich, Jason Rainey, Tyler Carson, Bryon Smith, Brent Fossum, Stephen Leist, Chad Landry, Brennan Burns, Matt Deichert, Shaud Williams, Justin Griffis and Jay Alsup.





YEAR-BY-YEAR RESULTS

2002 (42-20, 16-11 BIG 12)

H: (28-5) A: (9-9) N: (5-6)

Head Coach: Larry Hays

|   |                          |   |            |
|---|--------------------------|---|------------|
| 1/25  | BYU                      | W | 8-6        |
| 1/25  | BYU                      | W | 6-5        |
| 1/26  | BYU                      | W | 10-2       |
| 2/2   | at New Mexico            | W | 13-4       |
| 2/3   | at New Mexico            | L | 3-5        |
| 2/4   | at New Mexico            | W | 21-8       |
| Astron College Classic (Minute Maid Park) - Houston, Texas      |                          |   |            |
| 2/7   | vs. TCU                  | W | 2-1 (10)   |
| 2/8   | vs. UL Lafayette         | L | 3-4        |
| 2/9   | vs. #11 Rice             | L | 4-17       |
| Lone Star Classic - Round Rock, Texas                           |                          |   |            |
| 2/15  | vs. Houston              | L | 0-3        |
| 2/16  | vs. TCU                  | W | 5-1        |
| 2/17  | vs. Texas State          | W | 6-2        |
| 2/19  | at TCU                   | W | 14-13 (10) |
| 2/20  | at TCU                   | W | 10-9       |
| 2/22  | SETON HALL               | W | 7-4        |
| 2/23  | SETON HALL               | W | 10-9       |
| 2/24  | SETON HALL               | W | 14-0       |
| 3/1   | at #17 Texas A&M         | L | 6-7 (10)   |
| 3/1   | at #17 Texas A&M         | L | 6-8        |
| 3/3   | at #17 Texas A&M         | L | 1-4        |
| 3/5   | TCU                      | W | 17-11      |
| 3/6   | TCU                      | W | 17-4       |
| 3/8   | #14 TEXAS                | W | 10-5       |
| 3/9   | #14 TEXAS                | L | 3-6        |
| 3/10  | #14 TEXAS                | W | 9-0        |
| 3/12  | SAM HOUSTON STATE        | L | 11-12      |
| 3/13  | SAM HOUSTON STATE        | W | 17-6       |
| 3/15  | at #21 Oklahoma State    | W | 9-7        |
| 3/16  | at #21 Oklahoma State    | W | 8-3        |
| 3/17  | at #21 Oklahoma State    | L | 3-7        |
| 3/22  | at #13 Nebraska          | L | 1-3        |
| 3/23  | at #13 Nebraska          | L | 3-8        |
| 3/24  | at #13 Nebraska          | W | 4-3        |
| 3/29  | MISSOURI                 | W | 7-4        |
| 3/31  | MISSOURI                 | W | 13-6       |
| 3/31  | MISSOURI                 | L | 1-7        |
| 4/2   | HOWARD PAYNE             | W | 7-3        |
| 4/5   | KANSAS STATE             | L | 5-7 (15)   |
| 4/6   | KANSAS STATE             | W | 15-0       |
| 4/7   | KANSAS STATE             | L | 1-5        |
| 4/12  | at Kansas                | L | 3-14       |
| 4/13  | at Kansas                | W | 5-2 (10)   |
| 4/14  | at Kansas                | W | 6-5        |
| 4/16  | NEW MEXICO               | W | 6-5        |
| 4/19  | TEXAS A&M-CORPUS CHRISTI | W | 14-7       |
| 4/20  | TEXAS A&M-CORPUS CHRISTI | W | 5-1        |
| 4/21  | TEXAS A&M-CORPUS CHRISTI | W | 8-2        |
| 4/27  | OKLAHOMA                 | W | 9-3        |
| 4/27  | OKLAHOMA                 | W | 9-4        |
| 4/28  | OKLAHOMA                 | W | 10-5       |
| 5/10  | UT-PAN AMERICAN          | W | 11-3       |
| 5/11  | UT-PAN AMERICAN          | W | 6-4        |
| 5/12  | UT-PAN AMERICAN          | W | 14-2       |
| 5/17  | #17 BAYLOR               | W | 8-7 (10)   |
| 5/18  | #17 BAYLOR               | W | 5-2        |
| 5/19  | #17 BAYLOR               | W | 11-1       |
| Big 12 Championships (Ballpark in Arlington) - Arlington, Texas |                          |   |            |
| 5/22  | vs. Kansas State         | W | 5-4 (12)   |
| 5/23  | vs. #13 Nebraska         | L | 8-12       |
| 5/24  | vs. Kansas State         | L | 6-7        |
| NCAA Rice Regional - Houston, Texas                             |                          |   |            |
| 5/31  | vs. Washington           | W | 5-4        |
| 6/1   | at #2 Rice               | L | 0-6        |
| 6/1   | vs. Washington           | L | 1-3        |

**PLAYERS:** Pitchers - Steve Rowe, Steve Gooch, Dusty Buck, Nathan Fouts, Matt Harbin, Chris Phillips, Adrian Soto, J.J. Newman, Chad Ertel, J.D. Seger, Stephen Leist, Matt Lair, Justin Cleveland, Travis McElroy, Brandon Shaw... Position Players - Scooter Jordan, Willie Durazo, Jon Slack, Gera Alvarez, Jake Brown, Bryon Smith, Nick Blankenship, Joel Buchenauer, Cody Fuller, Jake Valles, Madison Edwards, Brent Fossum, Tyler Carson, Travis McElroy, Eric Kitchen, Austin Cranford, Clark Harris

\*Texas Tech set a new school record for consecutive game win streak as the Red Raiders rattled off 16 straight wins. The 16-game win streak is also a new Big 12 record

2003 (30-25, 8-18 BIG 12)

H: (25-11) A: (5-14) N: (0-0)

Head Coach: Larry Hays

|      |                    |   |          |
|------|--------------------|---|----------|
| 1/31 | NEW MEXICO         | W | 4-2      |
| 2/1  | NEW MEXICO         | W | 10-1     |
| 2/2  | NEW MEXICO         | L | 6-9      |
| 2/4  | WEST TEXAS A&M     | W | 21-4     |
| 2/8  | SAN DIEGO          | W | 8-3      |
| 2/8  | SAN DIEGO          | W | 7-3      |
| 2/9  | SAN DIEGO          | W | 15-13    |
| 2/14 | SAN FRANCISCO      | W | 10-9     |
| 2/15 | SAN FRANCISCO      | W | 16-10    |
| 2/16 | SAN FRANCISCO      | L | 5-8      |
| 2/18 | TCU                | W | 15-11    |
| 2/22 | at TCU             | L | 1-2      |
| 2/22 | at TCU             | L | 2-3      |
| 2/23 | at TCU             | W | 7-5      |
| 2/28 | NORTHERN IOWA      | W | 8-7      |
| 3/1  | NORTHERN IOWA      | W | 7-6 (8)  |
| 3/1  | NORTHERN IOWA      | W | 13-9     |
| 3/2  | NORTHERN IOWA      | L | 9-10     |
| 3/7  | TEXAS STATE        | W | 9-8      |
| 3/8  | TEXAS STATE        | W | 5-4      |
| 3/9  | TEXAS STATE        | L | 5-15     |
| 3/11 | TCU                | W | 6-3      |
| 3/14 | at #8 Baylor       | L | 1-3      |
| 3/15 | at #8 Baylor       | W | 9-8      |
| 3/16 | at #8 Baylor       | L | 2-9      |
| 3/21 | #19 TEXAS A&M      | W | 5-4      |
| 3/22 | #19 TEXAS A&M      | L | 5-10     |
| 3/23 | #19 TEXAS A&M      | W | 6-4      |
| 3/28 | at #11 Texas       | L | 4-5 (12) |
| 3/29 | at #11 Texas       | L | 5-11     |
| 3/30 | at #11 Texas       | W | 5-2      |
| 4/4  | at Missouri        | L | 6-8      |
| 4/5  | at Missouri        | L | 5-11     |
| 4/7  | WEST TEXAS A&M     | W | 10-4     |
| 4/8  | EASTERN NEW MEXICO | W | 12-1     |
| 4/11 | KANSAS             | L | 8-9      |
| 4/12 | KANSAS             | W | 5-4      |
| 4/13 | KANSAS             | L | 6-7      |
| 4/15 | at New Mexico      | L | 11-13    |
| 4/18 | at Kansas State    | L | 8-10     |
| 4/19 | at Kansas State    | L | 1-5      |
| 4/20 | at Kansas State    | W | 8-1      |
| 4/25 | #6 NEBRASKA        | W | 16-9     |
| 4/26 | #6 NEBRASKA        | L | 3-6      |
| 4/27 | #6 NEBRASKA        | L | 4-8      |
| 4/29 | at New Mexico      | W | 11-8     |
| 5/2  | at Oklahoma        | L | 1-4      |
| 5/3  | at Oklahoma        | L | 1-6      |
| 5/4  | at Oklahoma        | L | 4-5      |
| 5/8  | WOFFORD            | W | 20-9     |
| 5/9  | WOFFORD            | W | 20-10    |
| 5/10 | WOFFORD            | W | 11-10    |
| 5/16 | OKLAHOMA STATE     | L | 7-11     |
| 5/17 | OKLAHOMA STATE     | W | 8-2      |
| 5/18 | OKLAHOMA STATE     | L | 3-4      |

**PLAYERS:** Pitchers - Corey Gerstner, Aaron Jones, Jeff Karstens, Nathan Fouts, Tanner McElroy, Steven Thomas, Joseph Llanas, Dusty Buck, Justin Cleveland, Steve Gooch, Juan Razo... Position Players - Scooter Jordan, Evan Shahak, Josh Haney, T.J. Bruce, Clint McGill, Christian Colonel, Sean Alexander, Cooper Fouts, Brent Fossum, Travis McElroy, Doug Beck, Ryan Riddle, Cody Fuller, Madison Edwards.

2004 (40-21, 17-9 BIG 12)

H: (26-10) A: (8-6) N: (6-5)

Head Coach: Larry Hays

|   |                       |   |           |
|---|-----------------------|---|-----------|
| 2/5   | CAMPBELL              | W | 18-1      |
| 2/6   | CAMPBELL              | W | 19-4      |
| 2/7   | CAMPBELL              | W | 9-4       |
| Minute Maid College Classic (Minute Maid Park) - Houston, Texas |                       |   |           |
| 2/13  | vs. #1 Rice           | L | 6-9       |
| 2/14  | vs. Houston           | W | 12-7 (11) |
| 2/15  | vs. Ohio State        | W | 9-4       |
| 2/20  | NORTHERN ILLINOIS     | W | 10-9      |
| 2/21  | NORTHERN ILLINOIS     | L | 5-7       |
| 2/22  | NORTHERN ILLINOIS     | W | 19-3      |
| 2/27  | TCU                   | L | 4-6       |
| 2/28  | TCU                   | L | 5-8       |
| 2/29  | TCU                   | W | 19-9      |
| 3/5   | AIR FORCE             | W | 8-4       |
| 3/6   | HARVARD               | W | 18-6      |
| 3/6   | HARVARD               | W | 30-8      |
| 3/7   | AIR FORCE             | W | 11-0 (7)  |
| Round Rock Classic - Round Rock, Texas                          |                       |   |           |
| 3/12  | vs. Illinois          | W | 4-1       |
| 3/13  | vs. #8 Notre Dame     | L | 1-6       |
| 3/16  | at New Mexico         | L | 1-4       |
| 3/19  | CLEMSON               | L | 3-7       |
| 3/20  | CLEMSON               | W | 13-10     |
| 3/21  | CLEMSON               | W | 5-3       |
| 3/23  | vs. Houston           | W | 12-11     |
| 3/26  | at #10 Texas A&M      | L | 2-5       |
| 3/27  | at #10 Texas A&M      | L | 1-4       |
| 3/28  | at #10 Texas A&M      | W | 14-5      |
| 4/3   | #2 TEXAS              | L | 0-4       |
| 4/3   | #2 TEXAS              | L | 0-10      |
| 4/7   | HOWARD PAYNE          | W | 17-5      |
| 4/9   | at #12 Nebraska       | L | 1-3       |
| 4/10  | at #12 Nebraska       | W | 10-7      |
| 4/11  | at #12 Nebraska       | W | 10-3      |
| 4/13  | WEST TEXAS A&M        | W | 16-1      |
| 4/16  | KANSAS STATE          | W | 8-3       |
| 4/17  | KANSAS STATE          | W | 3-0       |
| 4/18  | KANSAS STATE          | W | 8-2       |
| 4/20  | ABILENE CHRISTIAN     | W | 19-9      |
| 4/23  | #13 OKLAHOMA          | L | 4-10      |
| 4/24  | #13 OKLAHOMA          | W | 14-4      |
| 4/25  | #13 OKLAHOMA          | W | 6-5 (10)  |
| 4/27  | NEW MEXICO            | W | 10-1      |
| 5/1   | at Kansas             | W | 19-7      |
| 5/2   | at Kansas             | W | 11-4      |
| 5/2   | at Kansas             | W | 18-7      |
| 5/7   | MISSOURI              | W | 7-5       |
| 5/8   | MISSOURI              | L | 3-5       |
| 5/9   | MISSOURI              | L | 1-3       |
| 5/12  | DALLAS BAPTIST        | L | 3-4 (10)  |
| 5/14  | at #22 Oklahoma State | L | 2-14      |
| 5/15  | at #22 Oklahoma State | W | 6-2       |
| 5/16  | at #22 Oklahoma State | W | 11-8      |
| 5/18  | NEW MEXICO STATE      | W | 20-3 (7)  |
| 5/21  | BAYLOR                | W | 4-3       |
| 5/22  | BAYLOR                | W | 19-18     |
| 5/23  | BAYLOR                | W | 12-6      |
| Big 12 Championships (Ballpark in Arlington) - Arlington, Texas |                       |   |           |
| 5/26  | vs. Baylor            | L | 3-8       |
| 5/27  | vs. #17 Oklahoma      | L | 1-3       |
| NCAA Georgia Tech Regional - Atlanta, Ga.                       |                       |   |           |
| 6/4   | vs. Mississippi State | W | 10-6      |
| 6/5   | vs. #5 Georgia Tech   | L | 3-9       |
| 6/5   | vs. Mississippi State | W | 14-7      |
| 6/6   | vs. #5 Georgia Tech   | L | 3-5       |

**PLAYERS:** Pitchers - Corey Gerstner, John Milton, Dallas Braden, Michael McGowan, Steven Thomas, Steve Gooch, Randy Gattis, Ryan Dreibelbis, Marcus Simpson, Joel Evans, Barrett Pfler, Juan Razo, Adam Fry, Tanner McElroy, Blake Renner... Position Players - Cameron Blair, Josh Brady, Josh Haney, Michael Mask, Madison Edwards, Jose Delgado, Cody Fuller, Ryan Andrews, Cooper Fouts, Michael Cappuccino, Matthew Coco, Jacob Jones, David Steffey, Marcus Lewis, Sean Iverson



YEAR-BY-YEAR RESULTS

2005 (34-25, 9-16 BIG 12)

H: (23-9) A: (6-13) N: (5-3)

Head Coach: Larry Hays

Table of 2005 baseball season results including dates, opponents, and scores.

PLAYERS: Pitchers - Tanner McElroy, Zach Butler, Billy Carnline, Carleton Hargrove, Adam Lawford, Dustin Richardson, Brian Wyatt, Randy Gattis, Joe McCoy, Fielding Lewis, Adam Fry, Casey Zachry, Brady Conine, Michael McGowan... Position Players - Joey Callender, Cameron Blair, Carey Avants, Brent Thomas, Cody Fuller, Matt Smith, Trey Stewart, Cooper Fouts, Madison Edwards, Chris Williams, Brian Capps, Travis Young, Josh Wilson, Chris Richburg, David Steffey, Patrick Smart, Drew Roberts, Jon Capuccio

2006 (31-26-1, 9-16-1 BIG 12)

H: (22-8-1) A: (5-12) N: (4-6)

Head Coach: Larry Hays

Table of 2006 baseball season results including dates, opponents, and scores.

PLAYERS: Pitchers - Colt Hynes, Miles Morgan, Dustin Richardson, Josh Tomlin, AJ Ramos, Aaron Odom, Brian Cloud, Randy Gattis, Zach Butler, Jon Pleafka, Cory Large, David Dinsmoore, Carleton Hargrove, Joe McCoy, Jason Seefeld, Matt Paradoski, Drew Evans... Position Players - Matt Smith, Roger Kieschnick, Brian Capps, Joey Callender, Willie Rueda, Trey Stewart, Kyle Martin, Blair Wilkins, Tyler Reves, James Leverton, Patrick Smart, David Groener, Josh Tomlin, Drew Evans, Jason Seefeld, Chris Williams, Casey Zachry, Jon Capuccio, Randy Gattis, Tim Ahern

2007 (28-27, 8-18 BIG 12)

H: (19-12) A: (4-13) N: (5-2)

Head Coach: Larry Hays

Table of 2007 baseball season results including dates, opponents, and scores.

PLAYERS: Pitchers - Travis Young, AJ Ramos, Aaron Odom, Colt Hynes, Josh Scofield, Chris Ortmeier, Miles Morgan, Paul Gonzalez, Collin Auten, Trey Schurr, Cory Large, Brian Cloud, Sam Janca... Position Players - Doug Thennis, Taylor Ashby, Geoff Byrns, Roger Kieschnick, Chris Hall, James Leverton, Matt Smith, Kyle Martin, Donald Muth, Chris Richburg, Jason Seefeld, Blake Lemen, Drew Evans, Joey Kenworthy, Carter Gwinn, Ben Baker, Tim Ahern, Willie Rueda



YEAR-BY-YEAR RESULTS

2008 (25-30, 9-18 BIG 12)

H: (15-11) A: (4-15) N: (6-4)

Head Coach: Larry Hays

Roadrunner Classic - San Antonio, Texas

|      |                      |   |      |
|------|----------------------|---|------|
| 2/23 | vs. #19 UL Lafayette | L | 0-4  |
| 2/24 | vs. Army             | W | 16-2 |
| 2/24 | vs. Oral Roberts     | L | 6-7  |
| 2/25 | vs. UTSA             | W | 16-6 |
| 2/27 | at New Mexico        | L | 3-7  |

Minute Maid College Classic (Minute Maid Park) - Houston, Texas

|      |                  |   |      |
|------|------------------|---|------|
| 2/29 | vs. Houston      | L | 4-5  |
| 3/1  | vs. Tennessee    | W | 7-3  |
| 3/2  | vs. #6 Rice      | L | 4-5  |
| 3/4  | CENTRAL ARKANSAS | W | 15-6 |
| 3/5  | CENTRAL ARKANSAS | W | 8-3  |

Texas State Classic - San Marcos, Texas

|      |                             |   |          |
|------|-----------------------------|---|----------|
| 3/8  | vs. Northern Illinois       | W | 11-5     |
| 3/8  | at Texas State              | L | 3-14     |
| 3/9  | vs. Northern Illinois       | W | 8-5      |
| 3/11 | at New Mexico               | W | 8-6      |
| 3/14 | at #22 Texas A&M            | L | 5-6 (12) |
| 3/15 | at #22 Texas A&M            | L | 1-12     |
| 3/16 | at #22 Texas A&M            | W | 9-3      |
| 3/18 | at Texas A&M-Corpus Christi | W | 21-8     |
| 3/20 | #13 TEXAS                   | L | 6-22     |
| 3/21 | #13 TEXAS                   | W | 7-5      |
| 3/22 | #13 TEXAS                   | L | 3-4      |
| 3/24 | UC-RIVERSIDE                | W | 5-4      |
| 3/25 | UC-RIVERSIDE                | L | 6-8      |
| 3/28 | #2 MISSOURI                 | L | 0-1      |
| 3/29 | #2 MISSOURI                 | W | 3-2      |
| 3/30 | #2 MISSOURI                 | W | 15-11    |
| 4/1  | TEXAS A&M-CORPUS CHRISTI    | W | 6-1      |
| 4/2  | TEXAS A&M-CORPUS CHRISTI    | W | 10-5     |
| 4/4  | at #9 Nebraska              | L | 2-6      |
| 4/5  | at #9 Nebraska              | L | 2-5      |
| 4/6  | at #9 Nebraska              | L | 3-5      |
| 4/8  | NEW MEXICO                  | W | 10-0     |
| 4/9  | NEW MEXICO                  | L | 2-7      |
| 4/11 | at Kansas                   | L | 5-9      |
| 4/12 | at Kansas                   | L | 1-9      |
| 4/13 | at Kansas                   | L | 2-5      |
| 4/15 | at UNLV                     | L | 8-9      |
| 4/16 | at UNLV                     | L | 8-15     |
| 4/18 | KANSAS STATE                | L | 4-12     |
| 4/19 | KANSAS STATE                | L | 4-7 (10) |
| 4/20 | KANSAS STATE                | W | 19-4     |
| 4/22 | NEW MEXICO STATE            | W | 12-2     |
| 4/23 | vs. New Mexico State        | W | 16-10    |
| 4/25 | OKLAHOMA                    | L | 7-12     |
| 4/26 | OKLAHOMA                    | W | 6-2      |
| 4/27 | OKLAHOMA                    | L | 2-3      |
| 5/7  | at Dallas Baptist           | L | 7-16     |
| 5/9  | at #8 Oklahoma State        | L | 2-3      |
| 5/10 | at #8 Oklahoma State        | L | 3-13     |
| 5/11 | at #8 Oklahoma State        | W | 12-10    |
| 5/13 | DALLAS BAPTIST              | L | 4-8      |
| 5/13 | DALLAS BAPTIST              | W | 9-8      |
| 5/16 | BAYLOR                      | W | 7-4      |
| 5/17 | BAYLOR                      | L | 3-13     |
| 5/18 | BAYLOR                      | W | 12-5     |

**PLAYERS:** Pitchers - James Leverton, Sam Janca, Brian Cloud, Zach Stewart, Robert Kilcrease, Owen Brolsma, Russ Fornea, Cory Large, Chad Bettis, Lorenzo Douglas, AJ Ramos, Nathan Karns, Austin Quick, Paul Gonzalez, Jordan Stern... Position Players - Willie Rueda, Chris Richburg, Chris Hall, Joey Kenworthy, Jason Seefeld, Roger Kieschnick, Doug Thennis, Taylor Ashby, Monk Kreder, Tanner Rindels, Jon Capuccio, John Schnettgoecke, Logan Leslie, Juan Rodriguez, James Leverton, Jeremy Mayo, Blake Lemen, Cory Large, Logan Brown, AJ Ramos

2009 (25-32, 12-15 BIG 12)

H: (15-7) A: (7-19) N: (3-6)

Head Coach: Dan Spencer

|      |                         |   |       |
|------|-------------------------|---|-------|
| 2/20 | SOUTHERN UTAH           | W | 14-3  |
| 2/20 | UT-PAN AMERICAN         | W | 6-5   |
| 2/21 | SOUTHERN UTAH           | W | 8-2   |
| 2/22 | UT-PAN AMERICAN         | W | 10-4  |
| 2/24 | NEW MEXICO              | L | 10-13 |
| 2/25 | NEW MEXICO              | W | 6-3   |
| 2/27 | at Cal-State Northridge | L | 4-8   |
| 2/28 | at Cal-State Northridge | L | 3-7   |
| 3/1  | at Cal-State Northridge | L | 2-3   |
| 3/3  | at UC-Riverside         | L | 8-9   |

Palm Springs Invitational - Palm Springs, Calif.

|      |                             |   |          |
|------|-----------------------------|---|----------|
| 3/5  | vs. UC-Riverside            | L | 5-9      |
| 3/6  | vs. San Francisco           | L | 1-2      |
| 3/7  | vs. Gonzaga                 | W | 7-1      |
| 3/8  | vs. #24 Oregon State        | L | 6-9      |
| 3/11 | DALLAS BAPTIST              | L | 2-11     |
| 3/14 | NEBRASKA                    | W | 16-8     |
| 3/15 | NEBRASKA                    | L | 1-10     |
| 3/16 | NEBRASKA                    | W | 10-3     |
| 3/17 | at Texas A&M-Corpus Christi | L | 5-7      |
| 3/18 | at Texas A&M-Corpus Christi | L | 2-6      |
| 3/20 | at #9 Baylor                | L | 4-8      |
| 3/21 | at #9 Baylor                | L | 4-5      |
| 3/22 | at #9 Baylor                | W | 13-8     |
| 3/23 | LUBBOCK CHRISTIAN           | W | 4-3      |
| 3/25 | at Texas State              | L | 4-10     |
| 3/27 | at #8 Texas                 | L | 5-9      |
| 3/28 | at #8 Texas                 | W | 4-2      |
| 3/29 | at #8 Texas                 | L | 1-8      |
| 3/31 | at #18 New Mexico           | W | 8-4      |
| 4/1  | at #18 New Mexico           | L | 7-15     |
| 4/3  | #11 TEXAS A&M               | W | 4-3      |
| 4/4  | #11 TEXAS A&M               | L | 7-13     |
| 4/5  | #11 TEXAS A&M               | W | 10-6     |
| 4/7  | vs. UTSA                    | L | 0-2      |
| 4/8  | vs. UTSA                    | W | 7-6      |
| 4/10 | at #11 Oklahoma             | L | 0-6      |
| 4/11 | at #11 Oklahoma             | L | 0-4      |
| 4/11 | at #11 Oklahoma             | W | 5-1      |
| 4/13 | at #16 TCU                  | L | 5-12     |
| 4/17 | #24 KANSAS                  | W | 15-10    |
| 4/18 | #24 KANSAS                  | W | 7-5      |
| 4/19 | #24 KANSAS                  | L | 6-15     |
| 4/21 | UNLV                        | W | 10-6     |
| 4/22 | UNLV                        | W | 14-5     |
| 4/24 | at Missouri                 | L | 7-18     |
| 4/25 | at Missouri                 | L | 5-9      |
| 4/26 | at Missouri                 | L | 2-15 (7) |
| 5/6  | at Dallas Baptist           | W | 9-6      |
| 5/8  | at #10 Kansas State         | W | 6-0      |
| 5/9  | at #10 Kansas State         | W | 12-6     |
| 5/10 | at #10 Kansas State         | L | 5-9      |
| 5/15 | OKLAHOMA STATE              | W | 9-8      |
| 5/16 | OKLAHOMA STATE              | L | 5-14     |
| 5/17 | OKLAHOMA STATE              | L | 9-10     |

Big 12 Championships (Bricktown Ballpark) - Oklahoma City, Okla.

|      |                   |   |      |
|------|-------------------|---|------|
| 5/20 | vs. #8 Oklahoma   | L | 2-5  |
| 5/22 | vs. #15 Missouri  | W | 4-2  |
| 5/23 | vs. #19 Texas A&M | L | 4-11 |

**PLAYERS:** Pitchers - Chad Bettis, AJ Ramos, Nathan Karns, Louis Head, Robert Kilcrease, Brian Cloud, Miles Morgan, Kellen Monreal, Brandon Foster, Colt Farrar, Brennan Stewart, Lorenzo Douglas, Cory Large, Ben Flora, Jordan Stern, Austin Quick... Position Players - Chris Richburg, Joey Kenworthy, Taylor Ashby, Scott LeJeune, Willie Rueda, Jeremy Mayo, Justin Berry, Michael Reed, Kellen Monreal, Garrett Totten, Logan Leslie, Nick Hanslik, Mason Macnoll, Kevin Whitehead, Kengray Fleming, Logan Brown and Mehdi Alavi

2010 (28-29, 13-14 BIG 12)

H: (20-11) A: (7-12) N: (1-6)

Head Coach: Dan Spencer

Red Raider Classic, Lubbock, Texas

|      |                    |   |      |
|------|--------------------|---|------|
| 2/19 | JACKSONVILLE STATE | W | 8-3  |
| 2/20 | MICHIGAN           | W | 4-2  |
| 2/21 | MICHIGAN           | W | 18-5 |
| 2/21 | JACKSONVILLE STATE | W | 11-8 |

Brooks Wallace Memorial Classic - Lubbock, Texas

|      |                  |   |       |
|------|------------------|---|-------|
| 2/25 | BETHUNE-COOKMAN  | W | 12-8  |
| 2/26 | WASHINGTON STATE | L | 3-6   |
| 2/27 | BETHUNE-COOKMAN  | W | 14-12 |
| 2/28 | WASHINGTON STATE | L | 7-10  |
| 3/2  | DALLAS BAPTIST   | W | 8-5   |

Houston College Classic (Minute Maid Park) - Houston, Texas

|      |                          |   |           |
|------|--------------------------|---|-----------|
| 3/5  | vs. #7 TCU               | L | 2-11      |
| 3/6  | vs. #9 Rice              | L | 2-3       |
| 3/7  | vs. Houston              | L | 8-15      |
| 3/9  | GONZAGA                  | W | 9-7       |
| 3/10 | GONZAGA                  | L | 9-13      |
| 3/12 | at #7 TCU                | L | 7-8       |
| 3/13 | at #7 TCU                | L | 1-9       |
| 3/14 | at #7 TCU                | L | 5-8       |
| 3/16 | TEXAS STATE              | L | 7-13      |
| 3/19 | at #23 Texas A&M         | L | 3-6       |
| 3/20 | at #23 Texas A&M         | L | 4-5       |
| 3/21 | at #23 Texas A&M         | W | 13-7      |
| 3/23 | TEXAS A&M-CORPUS CHRISTI | W | 9-5       |
| 3/23 | TEXAS A&M-CORPUS CHRISTI | W | 10-9      |
| 3/26 | #8 TEXAS                 | W | 12-5      |
| 3/27 | #8 TEXAS                 | L | 3-8       |
| 3/28 | #8 TEXAS                 | L | 5-17      |
| 3/30 | vs. New Mexico State     | L | 2-6       |
| 4/1  | #20 KANSAS STATE         | W | 8-5       |
| 4/2  | #20 KANSAS STATE         | W | 13-4      |
| 4/3  | #20 KANSAS STATE         | L | 6-10      |
| 4/5  | at UNLV                  | L | 8-10      |
| 4/6  | at UNLV                  | W | 11-9      |
| 4/9  | at Oklahoma State        | L | 3-13      |
| 4/10 | at Oklahoma State        | W | 5-4       |
| 4/11 | at Oklahoma State        | W | 5-3       |
| 4/14 | at Dallas Baptist        | W | 13-11     |
| 4/17 | #11 OKLAHOMA             | L | 1-12      |
| 4/17 | #11 OKLAHOMA             | W | 7-3       |
| 4/18 | #11 OKLAHOMA             | W | 8-3       |
| 4/20 | ALABAMA A&M              | W | 18-4      |
| 4/21 | ALABAMA A&M              | W | 3-0       |
| 4/23 | at Kansas                | L | 2-10      |
| 4/24 | at Kansas                | W | 11-8      |
| 4/25 | at Kansas                | W | 21-10     |
| 4/27 | at New Mexico            | L | 8-16      |
| 4/30 | MISSOURI                 | L | 8-12 (11) |
| 5/1  | MISSOURI                 | W | 5-4       |
| 5/2  | MISSOURI                 | W | 16-15     |
| 5/15 | BAYLOR                   | L | 2-6       |
| 5/15 | BAYLOR                   | W | 5-3       |
| 5/16 | BAYLOR                   | L | 5-12      |
| 5/21 | at Nebraska              | L | 3-9       |
| 5/22 | at Nebraska              | L | 6-8       |
| 5/23 | at Nebraska              | L | 7-8       |

Big 12 Championships (Bricktown Ballpark) - Oklahoma City, Okla.

|      |               |   |     |
|------|---------------|---|-----|
| 5/26 | vs. Texas A&M | L | 2-9 |
| 5/27 | vs. #1 Texas  | W | 4-2 |
| 5/29 | vs. Missouri  | L | 3-7 |

**PLAYERS:** Pitchers - Bobby Doran, Chad Bettis, Joe Burnett, Ben Flora, John Neely, Colt Farrar, Brennan Stewart, Justin Cooper, Brett Bruening, Jay Johnson, Scott Erzinger, Louis Head, Jordan Stern, Brandon Pettie... Position Players - Barrett Barnes, Michael Reed, Nick Popescu, Scott LeJeune, Jamodrick McGruder, Jeremy Mayo, Joey Kenworthy, Taylor Ashby, Stephen Hagen, Kevin Whitehead, Bonham Hough, Justin Berry, Bo Altobelli, Garrett Totten, Alec Mielnicki, Louis Head





YEAR-BY-YEAR RESULTS

2011 (33-25, 12-15 BIG 12)

H: (21-12) A: (10-11) N: (2-2)

Head Coach: Dan Spencer

Table of 2011 baseball season results including Red Raider Classic, Brooks Wallace Memorial Classic, Texas Tech Invitational, and Big 12 Championship.

Big 12 Championship (RedHawks Field) - Oklahoma City, Okla. 5/25 vs. #13 Texas A&M L 5-10 5/26 vs. #12 Oklahoma L 1-3

PLAYERS: Pitchers - John Neely (RHP), Trey Masek (RHP), Robbie Kilcrease (LHP), Aaron Corwin (RHP), Zach Fowler (LHP), Brennan Stewart (RHP), Scott Erzinger (LHP), Duke von Schamann (RHP/DH), Daniel Coulombe (LHP), Hayden Holub (RHP), Andre Wheeler (LHP/OF), Taylor Christian (RHP), Jamen Parten (RHP), Jerad McCrummen (RHP), David Paiz (RHP/OF), Ben Flora (LHP), Cory Bafidis (LHP)...

Did Not Play/Redshirted - Trey Kensing (C), Zach Johnson (RHP), Travis Hoffmeister (LHP), Rusty Shellhorn (LHP)

2012 (29-26, 7-17 BIG 12)

H: (22-11) A: (6-13) N: (1-2)

Head Coach: Dan Spencer

Table of 2012 baseball season results including Red Raider Classic, Brooks Wallace Memorial Classic, Houston College Classic, and Big 12 Championship.

PLAYERS: Pitchers - Duke von Schamann (RHP), Shane Broyles (RHP), John Neely (RHP), Rusty Shellhorn (LHP), Daniel Coulombe (LHP), David Paiz (RHP/OF), Trey Masek (RHP), Andre Wheeler (LHP/OF), Aaron Corwin (RHP), Ben Flora (LHP), Jerad McCrummen (RHP), Blake Stewart (RHP), Brennan Stewart (RHP), Jamen Parten (RHP), Brannon Easterling (RHP)...

Position Players - Jamodrick McGruder (2B/OF), Bo Altobelli (C), Barrett Barnes (CF), Scott LeJeune (1B/DH), Brennan Moore (LF), Tim Proudfoot (SS), Nick Hanslik (OF), Matt Euseste (INF), Reid Redman (3B), Mason Randolph (C), Stephen Hagen (1B/DH), Jordan Lopez (OF), Bryant Burlison (2B/3B/SS), Kevin Whitehead (C), Blake Bass (1B)

Did Not Play/Redshirted - Zach Reding (OF), Ryan Bielitz (LHP), Scott Erzinger (LHP)

2013 (26-30, 9-15 BIG 12)

H: (19-10) A: (6-16) N: (1-4)

Head Coach: Tim Tadlock

Table of 2013 baseball season results including Brooks Wallace Memorial Classic, UCF Wawa Weekend Classic, and Big 12 Championship.

PLAYERS: Pitchers - Trey Masek (RHP), Jonny Drozd (LHP), Dominic Moreno (RHP), Matt Withrow (RHP), Jerad McCrummen (RHP), Justin Bethard (RHP), Andre Wheeler (LHP), Johnathon Tripp (RHP), Corey Taylor (RHP), Nathan Bauder (RHP), Matt Custred (RHP), Dalton Brown (RHP), Reid Meyer (LHP)...

Position Players - Jake Barrios (3B), Devon Conley (OF), Jarrard Poteete (C/DH), Brett Bell (OF), Bryant Burlison (2B), Eric Gutierrez (1B), Tim Proudfoot (SS), Todd Ritchie (OF), Zach Davis (OF), Mason Randolph (C), Tyler Neslony (OF), Brennan Moore (OF), Scott LeJeune (1B/DH), Alec Humphreys (INF), Blake Bass (1B), Elliot Richoux (C/DH), A.J. Florence (SS), Wade Stramp (INF/DH)

Did Not Play/Redshirted - Joey Zurawik (RHP), Heath Herrington (RHP)



## NO-HITTERS

### Texas Tech at McMurray - April 19, 1926

Result: Texas Tech 3, McMurray 0

Pitcher Involved: Volney Hill

Volney "Snatch" Hill not only threw the first no-hitter in school history, but also drove in two of the three runs the Red Raiders scored. Hill, who threw four complete games in five starts, had hurled an 11-inning game against Daniel Baker that was halted by darkness (3-3) in his first outing as a Raider.



Volney Hill

### Eastern New Mexico at Texas Tech - April 2, 1962

Result: Texas Tech 2, Eastern New Mexico 0

Pitcher Involved: Ramey Brandon

Ramey Brandon was in hot water much of the game due to seven walks and two wild pitches. One batter reached third base and three others made second. In the third, Gordon Hill walked, was sacrificed to second and took third on a wild pitch. On a potential wild pitch, catcher Doug Cannon threw Hill out at the plate with Brandon covering. In the fourth, Brandon walked two but one was caught stealing and the other was caught trying to go from first to third on an error by second baseman Ronnie Ayers. Eastern New Mexico went down in order in the second, fifth and sixth innings. In the seventh, the first two batters walked but Brandon fanned the third batter. The final batter bounced into 4-6-3 double play to end the game.



Ramey Brandon

### West Texas State at Texas Tech - April 27, 1966

Result: Texas Tech 17, West Texas State 0 (5 inn.)

Pitcher(s) Involved: Dave Callerman & Pat Abbott

Lee Watt's three-run homer highlighted a 14-run first inning in the nightcap of a doubleheader. The game was never in doubt as the Red Raiders managed 17 runs on 17 hits. Dave "The Cisco Kid" Callerman pitched four innings and Pat Abbott retired the side in order in the fifth inning, when the game was called by the "mercy" rule.



Pat Abbott

### Texas Tech at Baylor - April 23, 1971

Result: Texas Tech 1, Baylor 0

Pitcher Involved: Ruben Garcia

Ruben Garcia, who had flirted with no-hitters twice earlier in the year, needed eight innings to post his school-record-setting seventh win of the season. The Brownfield southpaw allowed only four base runners: one on an error in the first and a hit batter in the second. After that he retired 19 straight batters before walking a pair of pinch-hitters in the eighth. Garcia, who collected his second hit of the year, recorded his fifth shutout, seventh complete game, notched his 105th strikeout and lowered his ERA to 0.55, all Tech records at the time.



Ruben Garcia

### College of the Southwest at Texas Tech - March 20, 1990

Result: Texas Tech 11, College of the Southwest 0

Pitcher(s) Involved: Jeff Beck, Kevin Kirk, Brian Boesinger and Kurt Shipley

Four Red Raiders split the honors. Jeff Beck pitched three perfect innings. In the first, all three batters bounced back to the mound. In the second, the Mustangs went down F-9, 3-1 and L-4. In the third it was F-9, F-8 and P-3. Kevin Kirk worked the fourth and fifth, walking one and hitting a batter with two down in the fourth. Brian Boesinger got two strikeouts and a fly to left in the sixth and Kurt Shipley got a pop to left, a 4-3 grounder and then ended the game with a strikeout. Tech pitchers faced only 23 batters and just one runner advanced to second.



Kevin Kirk

### TEXAS TECH NO-HITTERS:

April 19, 1926 - Volney "Satch" Hill

April 22, 1962 - Ramey Brandon

April 27, 1966 - Dave Callerman and Pat Abbott

April 23, 1971 - Ruben Garcia

March 20, 1990 - Jeff Beck, Kevin Kirk, Brian Boesinger, Kurt Shipley

### NO-HITTERS AGAINST TEXAS TECH:

April 23, 1955 - Pete Correa (Texas Lutheran)

March 27, 1956 - Ray Erxleben (Texas Lutheran)

April 29, 1967 - Bill Gillbreath (Abilene Christian)

April 1, 2005 - Max Scherzer, Michael Cole (Missouri)

## HITTING FOR THE CYCLE

### MIKE HUMPHREYS

vs. Sul Ross State (2/16/86)

3rd inning: 2-run home run... 4th inning: single; Humphreys logged a double and a triple to complete the cycle - the exact innings are unknown.  
(4-for-4, 5 RBI, 3 R)



Mike Humphreys

### CLINT BRYANT

vs. Providence (5/27/95)

1st: 2-run double to LF... 1st: struck out looking... 3rd: walked on 4 pitches... 5th: RBI triple to RC... 7th: leadoff single LF... 8th: 3-run home run.  
(4-for-5, 6 RBI, 3 R)



Clint Bryant

### NEAL LEONARD

vs. Eastern Michigan (3/3/96)

Did not start the game. 3rd: RBI double LF... 4th: two-run single LF... 6th: 3-run home run... 8th: triple LF.  
(4-for-4, 6 RBI, 3 R)



Neal Leonard

### JON WEBER

vs. Southwest Texas (4/20/99)

1st inning: RBI single... 2nd inning: two-run double... 3rd inning: walked... 4th inning: RBI triple... 6th inning: solo HR.  
(4-for-5, 5 RBI, 4 R)



Jon Weber

### CHRIS RICHBURG

vs. New Mexico State (4/23/2008)

2nd inning: single through the left side... 3rd inning: doubled to left center... 4th inning: 2-RBI triple to LF... 6th inning: walked... 7th inning: solo HR to left center... 9th inning: hit by pitch  
(4-for-4, 3 RBI, 3 R)



Chris Richburg



TEXAS TECH HALL OF HONOR

TEXAS TECH HALL OF HONOR

The Texas Tech Hall of Honor was established in 1961 to recognize a select group of people who have had a special impact on Texas Tech athletics. Induction into the hall is not limited to past athletes or administrators, although many Red Raider stars are among the members. The Hall of Honor is designed so that any person who has made a significant contribution to Red Raider athletics is eligible for consideration. Since the Hall of Honor's initial ceremony, 18 former baseball players and coaches have been inducted.

BASEBALL INDUCTEES

Table with 2 columns: Name, Year Inducted. Lists names like Larry Hays (2013), Shane Wright (2011), Johnny Grimes (2010), etc.

HALL OF FAME

TEXAS BASEBALL HALL OF FAME

On November 15, 2001, former Texas Tech Head Baseball Coach Larry Hays was inducted into the Texas Baseball Hall of Fame. Hays became the first individual with Texas Tech ties to be enshrined in the hall. The Texas Baseball Hall of Fame operates under the structure of the Texas Sports Hall of Fame In Waco, Texas, and is sponsored by the Ex-Professional Players Association of Texas, the Texas Rangers and the Society for American Baseball Research.

TECH'S HAYS EARNS HALL OF FAME HONOR

by George Watson, Lubbock Avalanche-Journal

When you ask Texas Tech baseball coach Larry Hays about what it means to have coached in so many games, won a majority of those, earned numerous titles and championships and been a part of building a program, you will likely get one response.

"It says I'm old," Hays said.

Now, however, it also says he's in the Hall of Fame.

Not the one in Cooperstown, N.Y., but rather the Texas Baseball Hall of Fame based within the Texas Sports Hall of Fame in Waco. That's where the longtime coach of the Red Raiders will be enshrined come Nov. 15. And his response upon learning his induction was humble yet honoring.

"It's an honor because it says a lot for all the players that have played for me in the past, what they've done," Hays said. "Also guys like (assistant coaches) Greg Evans, Daren Hays and Ryan Brewer, those coaches, for me it's a credit to them for what they've done. It's only because of a lot of great players and coaches that I'm getting this honor. That's the only way to justify it in my mind."

Yet, Hays' record speaks for itself. Going into the 2002 season he has compiled a career record of 1,278-686-3, which includes 15 seasons at Tech and another 16 years at Lubbock Christian University. He ranks fourth on the list of active winningest baseball coaches and eighth all-time.

Some time in the coming season he will reach two more milestones — his 1,300th career victory and 2,000th career game as a coach.

Hays will be just the fourth collegiate coach ever to be inducted into the Hall, joining former Texas A&M great Tom Chandler, legendary Texas coach Cliff Gustafson and Al Ogletree from UT-Pan American.

Also included in the 2001 class of inductees will be former Texas Rangers first baseman Will Clark, Cy Young award-winner Doug Drabek, former umpire Durwood Merrill, current Texas Rangers outfielder Ruben Sierra, ex-Texas League standout Jack Lindsay and Curtis Walker, a member of the Cincinnati Reds during the 1920s.

"How in the world a guy who never got a hit, never threw a pitch and all the things these other guys did, these great players that have earned this spot, how a guy like me can be included in this group is something else," Hays said.

Lubbock businessman Rip Griffin, a longtime friend and supporter of Tech and LCU athletics, will introduce Hays at the banquet, to be held in Fort Worth.

Hays, a native of Dora, N.M., began his career at Lubbock Christian in 1971 and eventually guided the Chaparrals to the 1983 NAIA College World Series title. Four years later, he took over at Tech, turning a 21-28 team his first year into a program which perennially competes for Big 12 Conference and national championships.

He has guided the Red Raiders to the NCAA postseason in each of the past seven seasons, along the way winning the 1995 Southwest Conference championship, the inaugural Big 12 regular-season title in 1997 and the conference tournament title the following year. Last year may have been one his best, taking an almost entirely new team and molding them into a squad which finished second in the Big 12 and was within one victory of advancing to the NCAA super-regional round.

"Being a part of a team and winning games is always a highlight," Hays said. "But you also take away from those games what's really important and that's what your players do, and all that. I'm definitely humbled and honored."

The Texas Baseball Hall of Fame was founded in 1978 by George Schepps, former owner of the Dallas Rebels of the Texas League from 1938 to 1948. Inductees are now elected by the Ex-Professional Players Association of Texas, the Texas Rangers and the Society for American Baseball Research.





RETIRED JERSEYS

**CLINT BRYANT (1993-1996)**

**Third Base • Lubbock, Texas**

**Jersey Retired: 2000**

**23**

Two-time finalist for the R.E. "Bob" Smith Award by the NCBWA and finalist for the Golden Spikes Award by USA Baseball ... both awards honor amateur baseball's most outstanding player ... one of only two players to have their jersey retired (No. 23) at Texas Tech ... First-Team Smith Super team member in 1996 ... four-time recipient of All-America honors ... two-time Academic All America selection ... named SWC Most Outstanding Male Athlete of the Year in 1995-96 ... two-time SWC Player of the Year recipient ... four-time All-SWC First-Team selection ... two-time ABCA All-Region selection ... two-time U.S. Olympic Trial invitee ... two-time All-SWC Tournament team recipient ... hit over .400 in SWC games two years ... all-time SWC leader in hits (340) and RBIs (271) ... one of only two SWC players to collect 100 RBIs and 100 hits in same season ... two-time team MVP winner and four-year letterwinner ... helped lead Texas Tech to a 171-64 record (.728 pct.) over his four years ... named Baseball Academic All-America of the Year in 1996 ... holds nine individual career Texas Tech school records including games played, at-bats, runs scored, hits, doubles, home runs, runs batted in, total bases and bases on balls ... ranked in each of the other categories ... Tech posted a 181-59 record (.754 pct.) during his career ... drafted in seventh round by Colorado Rockies in 1996 draft.

**BRYANT'S CAREER STATISTICS**

| Year   | BA   | G   | AB  | R   | H   | 2B | 3B | HR | RBI | BB-K    |
|--------|------|-----|-----|-----|-----|----|----|----|-----|---------|
| 1993   | .366 | 54  | 191 | 47  | 70  | 15 | 6  | 5  | 44  | 18-41   |
| 1994   | .300 | 57  | 207 | 44  | 62  | 8  | 2  | 5  | 34  | 28-33   |
| 1995   | .422 | 65  | 258 | 91  | 109 | 24 | 4  | 16 | 93  | 50-35   |
| 1996   | .382 | 64  | 262 | 89  | 100 | 26 | 2  | 18 | 100 | 44-40   |
| Career | .371 | 240 | 918 | 271 | 341 | 73 | 14 | 44 | 271 | 140-149 |

**BROOKS WALLACE (1977-1980)**

**Shortstop • Plano, Texas**


**Jersey Retired: 2000**

**22**

Baseball jersey No. 22 was retired at Texas Tech in memory of Brooks Wallace who was both a player and coach for the Red Raiders ... died at age of 27 on March 24, 1985 after an on-going bout with leukemia ... drafted by Texas Rangers in 21st round in 1980 ... also drafted by New York Mets after his junior year at Texas Tech ... played in minor leagues for two seasons in 1981 and 1982 before retiring from professional baseball in 1982 ... served as a graduate assistant coach under Kal Segrist in 1983 and as an assistant coach under Gary Ashby in 1984 and 1985 ... played at Texas Tech from 1977-80 (infielder) ... named to All-SWC team and All-District VI team.

**WALLACE'S CAREER STATISTICS**

| Year   | BA   | G   | AB  | R  | H   | 2B | 3B | HR | RBI | BB-K  |
|--------|------|-----|-----|----|-----|----|----|----|-----|-------|
| 1977   | .230 | 28  | 74  | 10 | 17  | 2  | 0  | 0  | 4   | 5-18  |
| 1978   | .310 | 46  | 145 | 24 | 45  | 6  | 0  | 3  | 29  | 17-25 |
| 1979   | .258 | 39  | 132 | 20 | 34  | 5  | 0  | 1  | 23  | 20-26 |
| 1980   | .318 | 50  | 179 | 34 | 57  | 10 | 0  | 10 | 41  | 27-23 |
| Career | .289 | 163 | 530 | 88 | 153 | 23 | 0  | 14 | 97  | 69-92 |





RETIRED JERSEYS

LARRY HAYS (1987-2008)
Head Coach • Dora, N.M.
Jersey Retired: March 23, 2009

27

On Monday, June 2, 2008, Larry Hays stepped down as head coach after spending 22 seasons as the skipper of the Red Raiders. Over the span of 22 seasons, Larry Hays cultivated a program that saw numerous championships, players go on to careers in Major League Baseball, the expansion of Dan Law Field and record attendance. His most important product, however, came in the quality young men he coached, mentored and developed into business, civic, church and family leaders.

"Larry (Hays) has accomplished a lot of great things in baseball here at Texas Tech," said Director of Athletics Gerald Myers. "He has led us to all four of our conference titles and all nine of our NCAA Tournament appearances. Larry is one of the all-time winningest coaches in the game and the winningest in our school history. We appreciate the time and effort over the years that he has given to our baseball program. Texas Tech is considered to be a strong and viable program in the Big 12 Conference thanks to his leadership. He has been a strong ambassador for Texas Tech University and this community for many years and we look forward to him staying on our staff where he will assist in development and the renovation and upgrading of Dan Law Field."

His retirement from coaching signaled the end to one of the most storied coaching careers in both school and NCAA history as he just completed his 22nd season as the skipper of the Red Raiders and his 38th as a collegiate head coach. The 22 seasons he spent as the head coach at Texas Tech ranks second behind Marsha Sharp who led the Lady Raiders for 24 years. Hays and Sharp were part of an unprecedented Southwest Conference season back in 1995-96 in which all four major sports took home conference titles (football, men's and women's basketball and baseball). He currently ranks fourth on the NCAA all-time wins list and his 38 years of head coaching experience ranks third on the active coaches list behind Texas' Augie Garrido and Bradley's Dewey Kalmer.

On April 2, 2008, his name was forever documented in the history books as he became just the fourth coach in NCAA history to reach the 1,500-win plateau. The historic win was witnessed by a home crowd at Dan Law Field as the Red Raiders defeated Texas A&M-Corpus Christi 10-5. He joined Texas' Augie Garrido, Wichita State's Gene Stephenson and Florida State's Mike Martin as the only coaches in NCAA Division I to accomplish that feat.

Success has been the norm for Hays during his tenure with the Red Raiders, as he led the school to its only two regular-season conference championships (Southwest Conference in 1995 and Big 12 in 1997) and two tournament championships (Southwest Conference in 1996 and Big 12 in 1998). Under his guidance, he led Tech to nine consecutive NCAA Tournament appearances, including the first back in 1995 when the Red Raiders were sent to the Midwest Regional in Wichita, Kan. Of those nine NCAA appearances, three were held at Dan Law Field as Tech hosted NCAA Regionals in 1996, 1997 and 1999.

That success did not come easy for Hays as he inherited a program with an overall losing record (550-576) in 1987 and turned it into a winner just two seasons later. Over his career at Tech, he would only endure two losing seasons and the program now boasts an overall mark of 1,365-1,054-9.

During his time as skipper, he coached 36 All-Southwest Conference performers, 18 First Team All-Big 12 recipients, 14 consensus All-Americans and six USA Baseball National Team selections. His players also have gone on to great success in professional baseball as to date 84 of his former players have been drafted by Major League Baseball and 17 have gone on to play at the Major League level.

Hays also is highly regarded by his coaching peers. He has been honored as "Coach of the Year" following nine different seasons in his entire career including the 1997 season when he was named the Big 12 Coach of the Year by the coaches, the Dallas Morning News and the Austin American Statesman.

On Nov. 15, 2001, he became the first collegiate baseball coach in the state to be inducted into the Texas Baseball Hall of Fame and was enshrined with fellow inductees Will Clark, Doug Drabek, former umpire Durwood Merrill, Ruben Sierra, Jack Lindsay and Curtis Walker. He also has been inducted into the NAIA Hall of Fame.

Prior to becoming the head coach at Texas Tech in 1987, he spent 16 years as the head coach at Lubbock Christian University where he is the all-time wins leader with 695 and led the Chaps to the 1983 NAIA National Championship.

He and his wife Nell are the proud parents of five children and 11 grandchildren.



KAL SEGRIST (1968-1983)
Head Coach • Dallas, Texas
Jersey Retired: May 1, 2010

24

On Saturday, May 1, 2010, Kal Segrist had his #24 jersey retired, making him just the fourth individual and second Texas Tech head coach to have their number retired in Texas Tech baseball history. Segrist is the second longest tenured head coach in Tech history, as he served 16 seasons guiding the Red Raiders to a 317-324-2 overall record from 1968-1983 - which at that time marked a school record for wins. His 317 victories are second in Texas Tech baseball history.

During his career at Tech, Segrist led the Red Raiders to nine 20-plus win seasons, including seven during an eight-year span (1975-82). Twice Segrist and Tech finished third in the Southwest Conference, and in 1980 he guided his squad to a 28-23-1 overall record and to a 14-10 record in league play. His 14 conference wins were the most by a Tech team during the first 31 years of baseball.

He paced Tech to a 32-win season in 1976. That season saw the Red Raiders enjoy a season-long eight-game win streak while sweeping conference series against SMU and Baylor while also taking two out of three games against Rice.

Regarded as one of the top offensive coaches in the country, Segrist was recognized as the SWC Coach of the Year on three occasions (1969, 1980, 1982).

Segrist was the person responsible for spearheading the idea of having the Southwest Conference Postseason Tournament. Segrist then led the Red Raiders to the SWC Tournament - the first post-season appearance by any Tech baseball team - while winning 11 of 12 games in 1980 to qualify for the tournament.

Segrist experienced a brilliant baseball career at Adamson High School in Dallas before starring for the Texas Longhorns. While helping the Longhorns to the national championship, Segrist was named to the all-tournament team after leading the tourney in home runs. He was named to the All-SWC team after leading the league with a .442 average. After the national title run, Segrist signed a professional contract with the New York Yankees in 1951. He made his major league debut with the Yankees on July 16, 1952. He also played part of one season with the Baltimore Orioles in 1955 before ending his pro career when he announced his retirement in 1961.

Segrist then returned to college and received his bachelor's degree from North Texas State in 1962 and became an assistant to Bert Huffman at Tech in 1965.

Segrist and his wife, Becky, have four children, Kris, Scott, Sunny Beth and Sandy.









# 2013 SEASON REVIEW

## SEASON REVIEW

### RED RAIDERS FINISH SEASON IN BIG 12 CHAMPIONSHIP AT OKLAHOMA CITY

Texas Tech finished the 2013 season with a 26-30 overall record and with a 1-2 mark in Phillips 66 Big 12 Championship play in Oklahoma City at Chickasaw Bricktown Ballpark. The Red Raiders dropped their tournament opener, 4-3, against No. 1 seed and No. 15 nationally-ranked Kansas State before falling 8-0 to No. 24 ranked Oklahoma in day two action. Tech won its final game at the tournament 8-2 over Baylor on May 25.

### TEXAS TECH AT THE BIG 12 CHAMPIONSHIP

In its 13th all-time appearance, Texas Tech is now 15-26 all-time at the Big 12 Championship. Tech's win in the third game snapped a five-game losing streak in tournament play. The Red Raiders are now 3-9 at the tournament in a pool-play format and are 2-8 in tourney action as the No. 8 seed of the championship. Tech is now 14-22 in the Big 12 Championship in games played in Oklahoma City.

### CHANGES IN BIG 12 CHAMPIONSHIP FORMAT

Due to the devastating tornado that hit nearby Moore, Okla., on Monday, May 20, the Big 12 Championship format was changed from double elimination to pool play. The format isn't necessarily new to the tournament field since the format used to be a pool-play format for five seasons (2006-2010) before switching back to a double-elimination bracket that was used from 1997-2005 and for the last two seasons (2011-2012).

### PAIR OF RED RAIDERS EARN FRESHMAN ALL-AMERICA HONORS

For the third time in school history a pair of Red Raiders were named Freshmen All-Americans as first baseman Eric Gutierrez and designated hitter Jarrard Poteete each were named to the Louisville Slugger Freshmen All-America team, announced by Collegiate Baseball Newspaper. The duo became the ninth and 10th Freshmen All-Americans in school history. Tech has now had five freshmen receive the honor over the last three seasons.

### THREE TEXAS TECH PITCHERS SELECTED IN THE MLB DRAFT

Three Red Raiders were selected in the 2013 Major League Baseball First-Year Players Draft as junior right-handed pitcher Trey Masek went in the fifth round to the Chicago Cubs, junior left-handed pitcher Andre Wheeler was taken in the 15th round by the Chicago White Sox and senior right-handed pitcher Jerad McCrummen was selected in the 23rd round by the Colorado Rockies. All three players signed with their respective organizations shortly after being drafted.

### RED RAIDER MLB DRAFT NOTES:

- Marked the 15th time in school history that a pair of Red Raiders have been taken in the top 15 rounds of the draft.
- Tech has had 51 players selected in the top 15 rounds of the MLB Draft.
- Marked the first time since 2002-03 that a Texas Tech player has been taken in the top five rounds in back-to-back years.
- The Red Raiders have had at least one MLB Draft selection in 26 consecutive years (1988-2013).
- Tech is the only school in the Big 12 Conference that has at least one top-14 round MLB Draft pick every year (1997-2013).
- Tech has had at least one draft pick in the top 26 rounds in 23 consecutive drafts.
- The Red Raiders have had at least one draft pick in 30 of the last 31 drafts dating back to 1982.
- Tech has produced 21 top-five round picks all-time, including eight top-five round picks since 2006.

### MASEK NAMED TO GOLDEN SPIKES AWARD WATCH LIST

Junior right-handed pitcher Trey Masek became just the second Red Raider to be named to the prestigious Golden Spikes Award Watch List over the last 14 years, joining right-handed pitcher Chad Bettis in 2010. Masek's impressive junior campaign made him one of just five Red Raiders since 1991 to lead the team in wins, ERA, complete games, innings pitched and strikeouts in the same season.

### TEXAS TECH REPRESENTED WITH 18 STUDENT-ATHLETES NAMED TO ACADEMIC HONOR ROLL LIST

Texas Tech had 18 baseball student-athletes named to the spring 2013 semester honor roll list. Among the Red Raiders that tallied at least a 3.0 grade point average were seven players that earned Dean's List honors (3.5-4.0 GPA) while senior outfielder Brennan Moore earned a perfect 4.0 GPA.

### SIX TECH FRESHMEN NAMED TO ACADEMIC ALL-BIG 12 ROOKIE TEAM

Texas Tech had six student-athletes that were named to the inaugural Academic All-Big 12 Rookie Team. Tech players rewarded for their academic excellence were right-handed pitcher Matt Custred, outfielder Zach Davis, infielder Alec Humphreys, left-handed pitcher Reid Meyer, right-handed pitcher Johnathon Tripp and right-handed pitcher Matt Withrow. Each of the Red Raiders named to the list were freshmen. Nominated by each institution's director of student-athlete support services, student-athletes on the 2012-13 Academic All-Big 12 Rookie Team must be new, first-time/incoming freshman that have completed 24 semester hours of non-remedial coursework and achieved a cumulative GPA of at least 3.00.

### FOUR RED RAIDERS MAKE MAJOR LEAGUE BASEBALL DEBUTS IN 2013

For the first time in program history four Texas Tech players were called up and made their MLB debuts in the same year as right-handed pitcher Nathan Karns (2008-09, Nationals), left-handed pitcher Colt Hynes (2006-07, Padres), outfielder Roger Kieschnick (2006-08, Giants) and right-handed pitcher Chad Bettis (2008-10, Rockies) all made a big-league debut between May and August. The previous record for Tech players called up and debuting in the big leagues in the same year was when catcher Josh Bard (1997-99, Indians), catcher Trey Lunsford (1999-2000, Giants) and right-handed pitcher Travis Driskill (1991-93, Indians) were all called up in the same year.

### TEAM NOTES:

- Prior to this year, only four Tech players had played in the Big 12 Championship (Masek, LeJeune, McCrummen, Wheeler).
- Texas Tech turned a school-record 68 double plays - ranks eighth all-time in Big 12 history.
- Tech averaged 1.21 double plays/game - nearly breaking the league all-time record of 1.22 (OSU, 2011).
- Ranked sixth in the NCAA in double plays (68) and fourth in double plays/game (1.21).
- Broke a school record with a .974 fielding percentage... Previous record was set in 1992 (.973).
- Won five games against nationally-ranked opponents.
- Won eight of the final 14 games of the regular season.
- Eric Gutierrez and Jarrard Poteete were both named a Collegiate Baseball Louisville Slugger Freshman All-American.
- Made the program's 14th appearance at the Big 12 Championship.
- Received the No. 8 seed in the Big 12 Championship for the third time (2005, 2006).
- Had three players selected in the Major League Baseball First-Year Players Draft.
- Had five signees selected in the MLB Draft, including three in the top-10 rounds.
- Tech had a player lead the Big 12 in stolen bases in back-to-back seasons... First by a Big 12 program since 2005-06 (Texas).
- Marks the first time Tech has had back-to-back seasons with a player stealing at least 30 bases since 1995-96.
- Had 19 student-athletes named to the Big 12 Commissioner's Academic Honor Roll in fall of 2012.
- Had 18 student-athletes named to the Big 12 Commissioner's Academic Honor Roll in spring of 2013.
- Had 6 student-athletes (Custred, Davis, Humphreys, Meyer, Tripp, Withrow) named to Academic All-Big 12 Rookie Team.
- Texas Tech ranks 26th in the nation in average home attendance (2,527) and 26th in total attendance (73,299).

### PLAYER NOTES:

- Jake Barrios named All-Big 12 second team.
- Barrios' four triples in Big 12 play are the most by a Red Raider since 2004.
- Barrios did not commit an error during 27 home games.
- Barrios made just one error during the final 43 games of the season.
- Barrios finished the season without committing an error in the final 23 games of the season.
- Eric Gutierrez became the first Red Raider in over 12 years to homer in four consecutive games.



## SEASON REVIEW

- Gutierrez is just the third freshman in school history to lead the team in home runs.
- Gutierrez was the only player on the team to start in all 56 games.
- Brett Bell led the Big 12 and ranked 16th nationally with 31 stolen bases.
- Bell is the first Red Raider underclassmen in school history to steal at least 30 bases in a season.
- Bell is the sixth Red Raider to lead the Big 12 in stolen bases.
- Bryant Burleson finished the season with a career-high 14-game hit streak (April 27-May 25).
- Jarrard Poteete was named to the Big 12 All-Freshman Team (DH).
- Poteete became the first Red Raider freshman to lead the team in walks and OB% since 2010.
- Gutierrez set a freshman school record with 20 hit-by-pitch... ranked second in the NCAA among freshmen.
- Scott LeJeune finished his career ranked in 20 school top-10 single-season/career record books.
- LeJeune finished career: 189 games (168 starts), .305 average (215-for-705), 97 runs, 58 doubles, 4 triples, 7 home runs, 144 RBI, 302 total bases, 51 walks, .428 SLG%, .357 OB%.
- LeJeune's final career at-bat was an RBI single up the middle against Baylor at the Big 12 Championship.
- Tim Proudfoot's 188 assists rank seventh in Tech single-season history.
- Proudfoot tied a school record with five RBI in a Big 12 Championship game (vs. Baylor).
- Proudfoot became the fastest Red Raider over the last seven years to hit two career grand slams.
- Todd Ritchie's .516 batting average with runners on base is the best by a Red Raider in over 12 years.
- Ritchie's .478 average with runners in scoring position is the best by a Red Raider in over 12 years.
- Jonny Drozd had a 0.00 ERA in five relief outings (15 IP) with eight strikeouts and two walks.
- Drozd led the team making seven Big 12 starts (2 Friday, 4 Saturday, 1 Sunday).
- Trey Masek was drafted in 5th round (Cubs)... First time Tech had back-to-back years with a top-5 round pick since 2002-03.
- Masek was named All-Big 12 honorable mention.
- Masek was named to the Golden Spikes Award Mid-Season List - second Red Raider in the last 14 years.
- Masek led team and ranked fourth in Big 12 and 33rd in the NCAA with a 1.82 ERA.
- Masek's ERA (1.82) is the lowest by a Red Raider starter during the aluminum bat era (since 1974).
- Masek's 1.82 ERA ranks seventh in school single-season history.
- Masek led the Red Raiders in wins, ERA, complete games, innings pitched and strikeouts.
- Masek is 1-of-5 Tech pitchers since 1991 to lead team in wins, ERA, CG, IP and strikeouts.
- Masek led the Red Raiders allowing opponents a .153 batting average with two outs (13-for-85).
- Dating back to 2012, Masek went 6-0 with a 1.56 ERA in 9 starts with 63.2 IP, 62 SO, 21 BB at home.
- Masek held opposing right-handed hitters to a .195 batting average (32-for-164) - lowest by a Red Raider in over 12 years.
- Masek went back-to-back seasons (29 APP, 132.2 IP, 2,021 pitches) without allowing a home run.
- Masek recorded at least 6 IP in every start (10) that wasn't a predetermined pitch count.
- Masek became the first Red Raider in over 12 years to have 4 straight scoreless starts.
- Masek recorded at least eight innings pitched in six starts.
- Masek started the season with 32.1 consecutive scoreless innings pitched - longest in the nation to start the year.
- Masek allowed just one run during his first 40 innings pitched of the season.
- Jerad McCrummen became the third pitcher in school history to have at least 20 APP in three seasons... joins RHP Brad Ralston (1996-98) and RHP Jimmy Frush (1995-97).
- McCrummen made 70 career appearances - a school record by a three-year Red Raider.
- McCrummen is 1-of-3 Tech pitchers over the past decade (Brian Cloud, Ben Flora) with 70 career outings.
- McCrummen's 70 career appearances rank seventh in school history.
- McCrummen didn't allow a home run in back-to-back seasons (2 years, 64 APP, 1,249 pitches).
- McCrummen allowed a team-low 4 extra-base hits (4 2B) - no other Tech pitcher allowed fewer than 8 (min. 20 IP).
- Moreno struck out a career-high 11 batters on Opening Day (6.0 IP) vs. Northern Illinois (2/15).
- Moreno's 11 strikeouts marked the most by a Red Raider on Opening Day in over 17 years.
- Moreno's 11 strikeouts are the most by a Red Raider in a career starting debut in over 12 years.
- Moreno became the first Tech newcomer underclassmen to start on Opening Day since 2004 (Randy Gattis).
- Corey Taylor tied for the team lead with 6 APP (Andre Wheeler) against nationally-ranked opponents.
- Taylor became the 4th Red Raider during the season with 10+ strikeouts, joining Masek, Drozd and Moreno.
- Taylor's 7.1 IP vs. TCU in Big 12 career starting debut marked longest since 2011 (Brennan Stewart - 7.1 IP at No. 4 Texas).
- Johnathon Tripp made the most appearances (18) by a Tech freshman since 2009 (Louis Head, 20).
- Tripp set a school freshman record with three saves.
- Tripp became the first Red Raider freshman to lead the team in saves since 1991 (Travis Gage).
- Tripp led the team with nine appearances during Big 12 play.
- Tripp became the first Red Raider freshman to lead the team in APP during league play since 1996 (Ralston).
- Tripp became the first Red Raider freshman since 2007 (RHP Paul Gonzales) to earn a win while pitching in relief during a Big 12 series finale (vs. Kansas, April 21).
- Andre Wheeler became the first Tech LHP to lead the team in outings since 2010 (Ben Flora/Jay Johnson).
- Wheeler's 4 wins are the most by a Tech LHP reliever since 2006 (Colt Hynes - 5).
- Wheeler was 1-of-3 Tech pitchers (Masek, McCrummen) to not allow a home run on the season (min. 30 IP).
- Wheeler became the first Tech LHP to not allow a HR in a season in over 15 years (min. 30 IP).
- Matt Withrow led the team in starts (12)... last time a Tech freshman led team in starts was 2008 (Chad Bettis - 12).
- Withrow tied for the team lead with five wins (Masek).
- Withrow is the first Tech freshman to lead the team in wins since 2008 (Chad Bettis - 4).
- Withrow went 4-0 at home... tied for the team lead with seven home starts (Masek).
- Withrow led the team with 24 strikeouts on the road/neutral site.
- Withrow had 17 HBP - the most by a Red Raider since 2001 (Chris Phillips - 21 in 137.1 IP).
- The Red Raiders went 5-1 during Withrow's final six starts of the season (Mar. 31-May 25).
- Became the first Tech pitcher with scoreless starts in 2 of his first 3 career starts since 2005 (Lawford).
- Withrow became the first Tech newcomer allowing just 1 hit during career debut start since Feb. 18, 2011 when LHP Daniel Coulombe allowed 1 hit in 4 IP at home against Western Michigan.

**MASEK SHINES IN SECOND CAREER START AT BIG 12 CHAMPIONSHIP**

Junior RHP Trey Masek became the fourth Red Raider in school history to throw a complete game in the Big 12 Championship during the Red Raiders tournament opener on Thursday against top-seeded and No. 15 K-State. It marked Masek's second career start in the Big 12 Championship following a start against No. 12 Oklahoma as a freshman in 2011. Both times Masek came out on the losing end, but his eight-inning performance against the Wildcats this season will rank among the top pitching performances during this year's tournament.

**GUTIERREZ HOMERS IN FOURTH STRAIGHT GAME - FIRST RED RAIDER IN OVER 12 YEARS TO ACCOMPLISH THE FEAT**

Freshman 1B Eric Gutierrez hit a two-run homer off the left-field foul pole in Tech's tournament opener against K-State on Thursday giving Gutierrez a home run in four consecutive games. He became the first Red Raider in over 12 years to go deep in four straight games. He currently leads the team with seven home runs this season. Three teammates have three home runs as he is trying to become just the third freshman in school history to lead the team in home runs following in the footsteps of Mike Bewley (3 HR) in 1974 and Barrett Barnes (14 HR) in 2010.





SEASON REVIEW

TEXAS TECH BREAKS SCHOOL RECORD FOR DOUBLE PLAYS IN A SEASON

Texas Tech broke an all-time school record for double plays turned in a season with 68 double plays in 56 games. The previous record was 65 double plays turned in 2011. The Red Raiders led the Big 12 and ranked sixth in the nation this season.

Season - Double Plays (Most Team Double Plays since 2000)

2013 - 68

- 2011 - 65
- 2000 - 64
- 2005 - 63
- 2002 - 62
- 2004 - 60

- ▶ Tech turned a double play in 44-of-56 games this season.
- ▶ The Red Raiders turned at least two double plays in 19 games.
- ▶ Tech turned a season-high four double plays against TCU on March 29 in Lubbock.
- ▶ There have been 16 Red Raiders involved in at least one double play this season.
- ▶ Leading the team in double plays: Eric Gutierrez (59), Bryant Bursleson (44), Tim Proudfoot (43) and Jake Barrios (16).
- ▶ Tech turned at least one double play in 13 of its last 18 games.
- ▶ Tech turned 20 double plays during its last 18 games of the season.

BIG 12 CONFERENCE ALL-TIME TOP-10 DOUBLE PLAYS LIST

In the history of the Big 12 Conference, only 19 teams have turned at least 64 double plays. The Red Raiders have had three of those teams with this year's team and the 2000 Red Raiders turning 64 double plays and the 2011 squad which turned 65 double plays. The following is the all-time list for most double plays turned in Big 12 history.

BIG 12 CONFERENCE - MOST DOUBLE PLAYS ALL-TIME

| Rank | School (Games)         | DP        | Year        | DP/Game     |
|------|------------------------|-----------|-------------|-------------|
| 1.   | Texas (72)             | 80        | 2005        | 1.11        |
| 2.   | Texas (67)             | 76        | 2000        | 1.13        |
| 3.   | Texas A&M (70)         | 74        | 1999        | 1.06        |
| 4.   | Oklahoma State (60)    | 73        | 2011        | 1.22        |
| 5.   | Texas A&M (67)         | 72        | 2007        | 1.07        |
| 6.   | Nebraska (65)          | 70        | 2003        | 1.08        |
| 7.   | Texas (73)             | 69        | 2004        | 1.10        |
| 8.   | <b>TEXAS TECH (56)</b> | <b>68</b> | <b>2013</b> | <b>1.21</b> |
|      | Oklahoma State (65)    | 67        | 1997        | 1.03        |
| 9.   | Nebraska (60)          | 66        | 1999        | 1.10        |
|      | Oklahoma (59)          | 66        | 1997        | 1.11        |

BRETT BELL BECOMES 10TH RED RAIDER TO STEAL 30 BASES IN A SEASON - 1ST UNDERCLASSMEN

Sophomore outfielder Brett Bell became the 10th player in school history with 30 stolen bases in a single-season and also became the first underclassmen in school history with 30 stolen bases as the nine Red Raider with at least 30 stolen bases each reached the milestone as a junior or senior. Below is a look at all of the Red Raiders who have had at least 30 stolen bases in a season.

| Year | Player (Class)           | Total     |
|------|--------------------------|-----------|
| 1996 | Matt Kastelic (Sr.)      | 51        |
| 1995 | Matt Kastelic (Jr.)      | 46        |
| 1992 | Kent Blasingame (Sr.)    | 44        |
| 2012 | Jamodrick McGruder (Jr.) | 39        |
| 2001 | Kerry Hodges (Jr.)       | 38        |
| 1999 | Marco Cunningham (Jr.)   | 37        |
| 1996 | Clint Bryant (Sr.)       | 37        |
| 1993 | Mike Kinney (Jr.)        | 37        |
| 1999 | Ryan Ruiz (Sr.)          | 35        |
| 2004 | Josh Brady (Jr.)         | 34        |
| 2013 | <b>BRETT BELL (SO.)</b>  | <b>31</b> |

MATT WITHROW LEADS TEAM WITH 12 STARTS

Freshman RHP Matt Withrow led the team with 12 starts. Withrow became the first Red Raider freshman to lead the team in starts in a season since 2008 when Chad Bettis tied for the team lead with Nathan Karns with 12 starts. Both Bettis (Rockies) and Karns (Nationals) made starts in the big leagues in 2013.

BIG 12 STOLEN BASE LEADER - NO SURPRISE, A RED RAIDER

Since the start of the Big 12 Conference in 1997, there have been five Red Raiders that have led the league in stolen bases - a total that leads the conference. Sophomore outfielder and leadoff hitter Brett Bell led the league with 31 stolen bases in 51 games played. Last season, Tech All-American Jamodrick McGruder led the Big 12 with 39 stolen bases while ranking fourth in the nation. He became the highest ranked Big 12 player in the history of the league in the national stolen base rankings. Tech is the first Big 12 program since 2004-05 (Drew Stubbs, Texas) to have a player(s) lead the conference in stolen bases in back-to-back seasons. Here is a look at all of the Red Raiders who have led the Big 12 in stolen bases.

| Year | Player (National Rank)    | Total |
|------|---------------------------|-------|
| 2013 | Brett Bell (16th)         | 31    |
| 2012 | Jamodrick McGruder (4th)  | 39    |
| 2008 | Willie Rueda (36th)       | 27    |
| 2004 | Josh Brady                | 34    |
| 2001 | Kerry Hodges              | 38    |
| 1999 | Marco Cunningham (T-11th) | 37    |

JERAD McCrummen JOINS ELITE RED RAIDER RELIEVERS (20+ APP IN 3 SEASONS AT TECH)

Senior RHP Jerad McCrummen reached yet another career milestone in his Red Raider career. McCrummen, who holds the record for most appearances by a Tech three-year pitcher with 70, is just the third pitcher in school history with at least 20 appearances in three seasons at Tech. McCrummen, who is the first three-year pitcher to accomplish the feat, joins RHP Brad Ralston and RHP Jimmy Frush as the only pitchers in school history to reach the milestone. Ralston is second in Tech history with 85 appearances while Frush ranks third with 82. McCrummen finished his career with 70 in seventh place.

| Pitcher (Tech Career)         | Years w/20+ Appearances             | Career APP |
|-------------------------------|-------------------------------------|------------|
| RHP Brad Ralston (1996-99)    | 1996 (20)... 1997 (28)... 1998 (21) | 85         |
| RHP Jimmy Frush (1994-97)     | 1995 (24)... 1996 (23)... 1997 (20) | 82         |
| RHP Jerad McCrummen (2011-13) | 2011 (26)... 2012 (22)... 2013 (22) | 70         |



SEASON REVIEW

MEASURING TADLOCK AGAINST TEXAS TECH FIRST-YEAR HEAD COACHES

Below is a look at Texas Tech first-year head coach Tim Tadlock compared to other first-year head coaches at Tech over the years and throughout their first season as head coach.

Table with 6 columns: Coach, Year, Record (56 Games), 54 Games, 55 Games, 56 Games. Lists coaches like Tim Tadlock, Dan Spencer, Larry Hays, Gary Ashby, Kal Segrist, Berl Huffman, Beattie Feathers, R.G. Higginbotham, and E.Y. Freeland with their respective records.

BOLD - school record for best record by a first-year head coach (through games played)

RED RAIDERS WIN 1,500TH GAME IN SCHOOL HISTORY

With its 25th win of the season over Baylor on May 17 the Texas Tech baseball program won its 1,500th all-time game. The Red Raiders are in their 64th season of baseball at the university.

TEXAS TECH FINISHES 2013 SEASON PERFECT (6-0) AT HOME IN MIDWEEK GAMES

For the first time since 2005, Texas Tech has finished the season with a perfect record at home during midweek play with a 6-0 record this season. The Red Raiders defeated Utah Valley (twice), Arizona State, New Mexico State, New Mexico and Dallas Baptist in Lubbock this season in midweek competition. The last time Tech was perfect at home during midweek play was with a 9-0 record in 2005.

TEXAS TECH IN THE NCAA TOP 25 STATISTICAL RANKINGS

Texas Tech has ranked in the top 25 in the NCAA throughout the season in several statistical categories. Below is where Tech finished the season in the national rankings:

Texas Tech in the NCAA Top 25 Statistical Rankings:

- \* Double plays/game 4th (1.21)
\* Double plays 7th (68)
\* Leads the Big 12 Conference

RED RAIDERS AMONG THE TOP PLAYERS IN THE NATION STATISTICALLY

Several Red Raiders have had solid seasons to rank among the top 25 players in the nation in several statistical categories. Below is where Tech players entered the week in national statistical categories:

Texas Tech Red Raiders in the NCAA Statistical Rankings:

- \* Brett Bell - Stolen bases/game 12th (0.61)
\* Brett Bell - Stolen bases 16th (31)
Trey Masek - ERA 14th (1.52)
Eric Gutierrez - Hit-by-Pitch 22nd (20)
\* Leads the Big 12 Conference

JERAD McCRUMMEN SETS SCHOOL RECORD FOR MOST APPEARANCES BY A THREE-YEAR RED RAIDER

Texas Tech senior RHP Jerad McCrummen broke the school record for most career appearances by a three-year Red Raider. McCrummen's record-breaking outing came in his first win of the season (1 IP) against No. 20 Arizona State on March 19 at Dan Law Field at Rip Griffin Park. Here is a look at the most appearances in school history by three-year Red Raiders.

Table with 3 columns: Rank, Pitcher (Years), Career APP. Lists RHP Jerad McCrummen (2011-13) with 70 appearances, RHP Chad Bettis (2008-10) with 59, LHP Robbie Kilcrease (2008-09, 11) with 58, RHP John Neely (2010-12) with 55, RHP Steve Gooch (2002-04) with 55, RHP Shane Wright (1997-99) with 54, and RHP Monty Ward (1996-98) with 53.

RED RAIDERS WIN THREE STRAIGHT GAMES OVER RANKED OPPONENTS - 1ST TIME SINCE 2002

For the first time since 2002, Texas Tech defeated three consecutive nationally-ranked opponents with wins over No. 11 Oklahoma (9-3), No. 17 New Mexico (12-8) and No. 19 Oklahoma State (5-2). The last time Tech won three straight games against ranked opponents was in 2002 with a series sweep at home against No. 17 Baylor (8-7, 10 inn., 5-2, 11-1).

TEXAS TECH TIED FOR BIG 12 LEAD WITH FIVE WINS AGAINST RANKED OPPONENTS

Texas Tech tied with the Baylor Bears for the most wins against nationally-ranked opponents during the regular season with five. Tech is 5-9 overall this season against ranked opponents. Last season Tech went 8-11 against ranked opponents and in 2011 went 6-14 vs. ranked foes.

RED RAIDERS HAVE 45 WINS OVER RANKED OPPONENTS AT HOME SINCE 2001

Texas Tech is 3-2 against ranked opponents this season at home with wins over No. 20 Arizona State, No. 17 New Mexico and No. 19 Oklahoma State. Tech is 45-45 at home against ranked teams since 2001. The Red Raiders were 4-4 against ranked teams at home last season and went 3-6 in 2011. The last time Tech finished with a winning record at home against ranked foes during a season was in 2010 (5-4).

TECH PLAYS SEVEN STRAIGHT GAMES AGAINST RANKED OPPONENTS - 4TH TIME SINCE 2001

Tech played seven straight games against ranked opponents, a streak that started with a three-game series at No. 11 Oklahoma and ended with a three-game home series against No. 19 Oklahoma State with a midweek game against No. 17 New Mexico in the middle. Tech went 3-4 during its stretch. It marked the first time Tech had played seven consecutive games against a ranked team since 2009. In the 2009 season, Tech played seven straight games against ranked teams and also eight straight verses ranked foes. Tech's longest stretch of games against ranked opponents the last 12 years was in 2003 when the Red Raiders played nine straight games against ranked teams.

Table with 3 columns: Season, Streak vs. Ranked Teams, Record. Shows streaks of 7 (2013), 7 (2009), 8 (2009), and 9 (2003) with corresponding records of 3-4, 3-4, 4-4, and 4-5.

ANDRE WHEELER WINS FOURTH GAME - MOST BY A TECH LEFT-HANDED RELIEVER SINCE 2006

Texas Tech junior LHP Andre Wheeler won his fourth game of the season while pitching in relief during Tech's 6-1 win over New Mexico State. His fourth win gave him the team lead and also marked the most wins by a Tech left-handed reliever (majority of appearances as a reliever) in a single-season since 2006 when Colt Hynes won five games.

TEXAS TECH BATS GET HOT IN SERIES FINALE WITH NO. 11 OKLAHOMA

Texas Tech had a combined 12 base hits in the first two games against No. 11 Oklahoma, but game three was a completely different story as Tech pounded out 15 hits. The Red Raiders' 15 hits marked their most base hits on the road this season.



SEASON REVIEW

**ADDITIONAL NOTES IN NO. 11 OKLAHOMA SERIES FINALE**

- The Red Raiders snapped a 10-game road losing streak.
- Tech also snapped a six-game conference road losing streak with its game three win.
- Texas Tech's offensive attack was led by seven players who had at least two hits... It marked the first time seven Red Raiders had multi-hit games since March 21, 2012 when seven Tech players had a multi-hit game against Florida Gulf Coast.
- Oklahoma was trying to complete a perfect month at home (April) during Big 12 play, but the loss was the Sooners first of the month during league action and just their second Big 12 home loss this season (Kansas - Game 3).
- Tech handed Oklahoma its most lopsided loss of the season with a six-run victory... Previously this year OU had been beaten by five runs twice (Pepperdine and UT Arlington).

**RED RAIDERS HOLD NMSU AGGIES HITLESS WITH RUNNERS ON BASE IN MIDWEEK TILT**

Texas Tech's five pitchers that saw action against New Mexico State on April 23 in Lubbock held the Aggies hitless with runners on base as the Aggies went 0-for-11 with runners aboard. NMSU had six hits and five walks in the contest along with one batter reaching base with a hit-by-pitch.

**TECH BULLPEN COMING UP STRONG AGAINST KANSAS IN SERIES FINALE AND IN MIDWEEK AGAINST NMSU**

The Texas Tech bullpen saw tremendous results during a two-game stretch against Kansas (series finale - Apr. 21) and New Mexico State (midweek - Apr. 23) where it recorded a 0.93 ERA allowing just one earned run in 9.2 innings. During that stretch a total of six Red Raiders pitched out of the bullpen while they combined for seven strikeouts and a .188 opponent batting average in both games played in Lubbock at Dan Law Field at Rip Griffin Park.

**THE CALENDAR SAYS "APRIL" DOESN'T IT?**

Texas Tech had started getting used to playing in warm temperatures on a game-by-game basis, but on Tuesday, April 23, Tech and New Mexico State faced some challenging weather conditions. The first-pitch temperature in Lubbock was 43 degrees with wind chills dipping into the low 30's for the 6 p.m. contest. It marked Tech's third coldest first-pitch temperature of the season, just one degree higher than Opening Day's 42 degrees on Feb. 17 and two degrees warmer than it was in the series opener at West Virginia (Charleston, W. Va.) on April 22 when it was 41 degrees. To compare, Tech's coldest first-pitch temp last season during the month of April was 61 degrees in Lubbock against Houston on April 15.

**DALTON BROWN BECOMES TECH'S FIFTH PITCHER WITH A SAVE - FOURTH RED RAIDER FRESHMAN**

Freshman Dalton Brown slammed the door in the ninth inning and recorded the last out of the eighth inning during Tech's win over New Mexico State (Apr. 23) while becoming the fifth Red Raider with at least one save. Brown's save was the fourth by a Red Raider freshman. In fact, the last time Tech had at least five pitchers with a save was in 2010 when six different pitchers had at least one save while setting a school record with 19 saves as a team.

**PROUDFOOT HITS 2ND CAREER SLAM - FASTEST RED RAIDER TO A PAIR OF GRAND SLAMS SINCE 2007**

Sophomore shortstop Tim Proudfoot ended the Kansas series finale with a grand slam while giving Tech the 16-5 win in eight innings. The home run was Proudfoot's second career grand slam. His first career grand slam was his first career homer in 2012 against Alabama A&M. Since 2006, Texas Tech has hit 15 grand slams, but only three players during that stretch have hit two. Proudfoot is the second fastest Red Raider (since 2006) to hit a pair of grand slams needing just 92 career games. Only Roger Kieschnick has hit two career grand slams faster than Proudfoot as the former Freshman All-American needed only 64 career games. Kieschnick ended up hitting four grand slams in his career.

| Career  | Player (Career Grand Slams) | Career Gms to 2 GS |
|---------|-----------------------------|--------------------|
| 2006-08 | Roger Kieschnick (4)        | 64 games (2006-07) |
| 2012-13 | Tim Proudfoot (2)           | 92 games (2012-13) |
| 2010-12 | Bo Altobelli (2)            | 99 games (2010-12) |

**RED RAIDER OFFENSE EXPLODES FOR SEASON-HIGHS IN NUMEROUS AREAS AGAINST KANSAS**

Texas Tech ended a nine-game losing streak on Sunday, April 21 with a huge offensive output in a 16-5 eight-inning run-rule victory over Kansas in Lubbock. The Red Raiders accomplished a lot in that victory. Here is a look at most of them.

- 16 runs: Most runs scored this season and most by the Red Raiders since scoring 25 vs. Alabama A&M in 2012.
- 18 hits: Most hits this season and most by the Red Raiders since recording 19 hits against Houston in 2012.
- 16 runs: Most runs scored in a Big 12 game since scoring 16 against Missouri in 2010.
- 18 hits: Most hits in a Big 12 game since posting 18 against No. 22 Oklahoma State in 2011.
- Run-Rule Win: First run-rule victory since an 18-4 (7 inn.) win over Alabama A&M in 2010.
- Run-Rule Win: First run-rule victory vs. Big 12 opponent since a 19-4 (7 inn.) win at home over Kansas State in 2008.
- 12 unanswered runs: Most unanswered runs scored since scoring 21 against Alabama A&M in 2010.

**PROUDFOOT HITS SECOND CAREER GRAND SLAM TO SEAL RUN-RULE WIN OVER KANSAS**

Sophomore Tim Proudfoot hit his second career grand slam to give Texas Tech a 16-5 win over Kansas in eight innings due to the 10-run mercy rule. Proudfoot has five career homers, with two of them coming with the bases loaded.

**TECH YOUTH ON DISPLAY AT NO. 22 RICE**

Texas Tech lost at No. 22 Rice, 11-2, while using seven pitchers, six of which were freshmen. Freshman right-handed pitcher Justin Bethard started the game, marking his first career start. Other freshmen pitchers to see action against Rice were RHP Dalton Brown (0.1 IP), RHP Matt Withrow (2.0 IP), RHP Matt Custred (0.1 IP), RHP Johnathon Tripp (1.1 IP) and LHP Reid Meyer (0.1 IP). Overall, Tech has seven freshman pitchers and five freshman position players who have played this season.

**RED RAIDERS SCORE NINE RUNS - HIT 3 HOME RUNS IN 2ND INNING AT DALLAS BAPTIST**

Texas Tech scored nine runs and hit three home runs in the second inning at Dallas Baptist on April 9 at Horner Ballpark. The Red Raiders scored nine runs in an inning for the first time since March 19, 2011 at No. 14 Baylor. Tech hit three home runs for the first time since May 2, 2010 vs. Missouri in the 4th inning at then Dan Law Field in Lubbock.

**JAKE BARRIOS BECOMES THIRD RED RAIDER NAMED BIG 12 NEWCOMER OF THE WEEK**

Junior 3B Jake Barrios - a transfer to Tech from Seward County C.C. - became the third Red Raider this season to be named the Big 12 Newcomer of the Week on Monday, April 1. Barrios batted .400 (6-for-15) on the week with a triple, two walks and five two-out RBI. He finished the week with back-to-back multi-hit games against TCU. His bases-clearing triple in the first inning of the series finale helped guide Tech to an 8-7 victory - the Red Raiders first over TCU since 2007, which snapped a 13-game losing streak against the Horned Frogs.

**SPEAKING OF BARRIOS...**

Barrios was the Red Raiders leading hitting during March with a .270 (20-for-74) batting average in 21 games. He also tallied 21 RBI - which marked the most by a Red Raider in the month of March since 2009 when former Red Raider Chris Richburg posted 23 RBI during the month of March. In addition, Barrios fielded .986 (19 putouts, 50 assists, 1 error) during the month.

**SCOTT LeJEUNE - CAREER MILESTONE TRACKER (Texas Tech All-Time Career Record Books)**

Texas Tech senior infielder Scott LeJeune is back for his fourth season in scarlet and black and is looking to reach numerous school career top-10 record book lists. Below is a look at LeJeune's career stats and where he ranks all-time at Tech.

| Career Stats Category | Total (Ranks) | Next In Line                | All-Time Record             |
|-----------------------|---------------|-----------------------------|-----------------------------|
| At-Bats               | 705 (7th)     | Joey Kenworthy (721)        | Clint Bryant (918)          |
| Hits                  | 215 (8th)     | Joey Kenworthy (218)        | Clint Bryant (341)          |
| Doubles               | 58 (3rd)      | Josh Bard/Clint Bryant (73) | Josh Bard/Clint Bryant (73) |
| RBI                   | 144 (T-8th)   | Dion Ruecker (150)          | Clint Bryant (271)          |
| Total Bases           | 302 (NR)      | Jason Landreth (313)        | Clint Bryant (574)          |
| Games Played          | 189 (8th)     | Cody Fuller (193)           | Clint Bryant (240)          |





SEASON REVIEW

TEXAS TECH IN BIG 12 HOME OPENING SERIES

Texas Tech has won nine of its 17 all-time Big 12 home opening series dating back to the first season of Big 12 play in 1997. Tech has won 10-of-17 Big 12 home openers, including three of its last five and four of its last seven dating back to 2007. Tech won its Big 12 home opener last season - 6-1 over No. 27 Oklahoma - but dropped the series losing games two and three of the series. Nine times Tech's opponent during its Big 12 home opening series has been nationally ranked.

Table with 5 columns: Year, Opponent, Home Opener, Score, Series Record. Lists Big 12 home opening series results from 1997 to 2013.

BOLD - Indicates Home Opening Series Wins

DROZD'S CONSECUTIVE SCORELESS INNINGS PITCHED STREAK ENDED AT 18.2 IP

Junior left-handed pitcher Jonny Drozd saw his 18.2 consecutive scoreless innings streak snapped in his fifth start of the season on March 30 against TCU - run scored in the first inning with one out. Drozd, a transfer from Grayson County College, didn't allow a run over a four-outing stretch, which included two starts and two relief outings. He started the streak with seven shutout innings in a start against Utah Valley (3/12) where he struck out a season-high 10 batters while allowing just two hits. Drozd pitched 5.1 scoreless innings in a win at Texas (3/17) in game three of the series win in Austin. Drozd then pitched six shutout frames allowing four hits in a no decision at West Virginia (3/23). The streak ended against the Horned Frogs in the top of the first inning with one out when the run was scored.

SPEAKING OF CONSECUTIVE SCORELESS INNINGS PITCHED STREAKS...

Junior Trey Masek's 32.1 consecutive scoreless innings pitched to start the season is the most by any pitcher in the nation this season. Coming in a close second - so far - is South Carolina's Nolan Belcher (31.2 IP) and also Gamecocks teammate Tyler Webb (31.0). Masek started the season with 32.1 consecutive scoreless innings pitched during his first five starts of the season.

NOW THAT WAS A ROAD TRIP - TECH GOES 26 HOURS, 41 MINUTES (2,320 MILES) ON FINAL DAY OF ROAD TRIP

The Texas Tech baseball team spent 26 hours and 41 minutes traveling 2,320 miles from Charleston, W. Va., to Atlanta, Ga., to El Paso, Texas, to Las Cruces, N.M. back to Lubbock, Texas on Monday, March 25 (and Tuesday morning) on the final day of its four games in five days road trip. Tech's road trip began with a three-game series in Charleston, W. Va., against the Mountaineers. The Red Raiders packed up on Monday morning leaving Charleston and boarding two flights to end up in El Paso, Texas, before busing to Las Cruces to play at New Mexico State on Monday, March 25 (L, 7-6). Tech returned to Lubbock that night/Tuesday morning to cap off a 26 hours/41 minute day that covered 2,320 miles total.

HOME WINS OVER TOP-25 RANKED OPPONENTS SINCE 2001

Texas Tech knocked off No. 20 Arizona State 8-7 on Tuesday, March 19 at Dan Law Field at Rip Griffin Park. The victory marked the 43rd for the Red Raiders at home against a top-25 ranked opponent since 2001. Last season Tech picked up four wins against top-25 ranked teams at home.

DALTON BROWN BECOMES 10TH RED RAIDER PITCHER TO MAKE CAREER DEBUT

Texas Tech freshman right-handed pitcher Dalton Brown made his career debut in a 1.1 inning start at New Mexico State to become the 10th Red Raider pitcher this season to make his career debut. Brown is also the seventh Red Raider freshman pitcher to make his career debut this season.

76 CONSECUTIVE ROAD GAME SCORING STREAK SNAPPED AT WVU

The Red Raiders first game played in the state of West Virginia marked the end of their 76 consecutive road game scoring streak that dated back to April 11, 2009 (at No. 11 Oklahoma). The Red Raiders suffered a 2-0 shutout on Friday, March 22, which snapped the Big 12's longest active consecutive game scoring streak on the road.

RED RAIDERS VISIT WEST VIRGINIA - MARKS 15TH STATE TO PLAY IN ALL-TIME

Texas Tech's first-ever meeting with the West Virginia Mountaineers came in a three-game series in Charleston, W. Va., during WVU's first-ever Big 12 home series. The trip also marked the 15th state that the Red Raiders have ever played in, placing West Virginia on the list with: Texas, Arizona, Arkansas, California, Florida, Georgia, Iowa, Kansas, Louisiana, Michigan, Missouri, Nebraska, Nevada, New Mexico and Oklahoma.

TECH OPENS CONFERENCE PLAY WITH BACK-TO-BACK ROAD SERIES FOR THE FIRST TIME SINCE 1995

For the first time in the Big 12 era, Texas Tech opened league play with back-to-back road series (at Texas/at West Virginia). In fact, it was the first time Tech played consecutive road series to open league play since 1995 - the same season the Red Raiders won the SWC championship with a 16-8 conference record, giving Tech its first-ever league championship and also its program's first appearance in the NCAA Tournament with a 51-14 overall record.

JONNY DROZD NAMED BIG 12 NEWCOMER OF THE WEEK

Texas Tech junior left-handed pitcher Jonny Drozd had a busy week while earning Big 12 Newcomer of the Week and helping lead the Red Raiders to a 4-1 week. Drozd went 2-0 on the week while pitching 12.1 scoreless innings, scattering six hits and striking out 12 with just one walk allowed. Drozd started and pitched seven shutout innings with 10 strikeouts on Tuesday, March 12 in a 9-2 victory over Utah Valley in Lubbock. Later that week, Drozd pitched 5.1 scoreless innings out of the bullpen to help guide Tech to a series-clinching win over Texas, 4-2 in the series finale. In fact, Drozd's 5.1 innings in relief while earning the win marked the longest relief appearance by a Red Raider in a win during Big 12 play since 2004 when Corey Gerstner pitched six innings out of the bullpen during Tech's 10-3 win at No. 12 Nebraska on April 11, 2004.

TREY MASEK STARTS SEASON WITH 32.1 CONSECUTIVE SCORELESS INNINGS STREAK

Junior RHP Trey Masek put together four impressive starts to open the 2013 season. In fact, Masek recorded 32.1 consecutive scoreless innings while not allowing a run during his first four starts before having his streak snapped in the first inning of his fifth start at Texas during the opening weekend of Big 12 play. His streak is believed to be the longest ever by a Red Raider and was among the best all-time in NCAA history (below).

NCAA ALL-TIME CONSECUTIVE SCORELESS INNINGS

- George Plender, Vermont 60 IP (1954-55)
Todd Helton, Tennessee 47 IP (1994)
Ben McDonald, LSU 44 IP (1989)
Aaron Crow, Missouri 43 IP (2008)
Pat Venditte, Creighton 43 IP (2007)
Eddie Bane, Arizona State 43 IP (1972)
Nick Petree, Missouri State 38 IP (2012)



SEASON REVIEW

TEXAS TECH SNAPS STREAK AGAINST LONGHORNS - WINS BIG 12 OPENING SERIES IN AUSTIN

Texas Tech opened its Big 12 slate with a series win against Texas in Austin while winning games one and three of the three-game set. The Red Raiders picked up their first series win against the Longhorns since 2002 (Lubbock) while winning its first series over UT in Austin since 2001.

RUNS WEREN'T EASY TO COME BY

Texas Tech and Texas showcased their pitching staffs during the opening weekend of league play while the Red Raiders won the series scoring just six runs and holding the Longhorns to just four runs. It marked Tech's fewest runs ever allowed to Texas in series history dating back to 1968. It also marked the fewest runs scored by Tech while winning a series since 2007 when the Red Raiders scored only five runs in a series win over Kansas in Lubbock.

TEXAS TECH IN BIG 12 OPENERS

Texas Tech began its 17th season in the Big 12 Conferene with a series win at Texas, March 15-17. The Red Raiders are now 7-9-1 in Big 12 opening series while having won three of their last five. Tech is just 3-8 in opening conference series on the road, with its series win at Baylor two years ago marking the program's first since 1997, the first year of the Big 12 Conference. The Red Raiders are 7-10 all-time in Big 12 openers while having won three of their last five and four of their past seven. Here is a look back at the Red Raiders in Big 12 opening series weekends.

| Year | Opponent         | Big 12 Opener | Score    | Series Record |
|------|------------------|---------------|----------|---------------|
| 2013 | at Texas         | W             | 1-0      | 2-1           |
| 2012 | at Baylor        | L             | 4-9      | 0-3           |
| 2011 | at #14 Baylor    | W             | 6-5      | 2-1           |
| 2010 | at #23 Texas A&M | L             | 3-6      | 1-2           |
| 2009 | vs. Nebraska     | W             | 16-8     | 2-1           |
| 2008 | at #22 Texas A&M | L             | 5-6 (12) | 1-2           |
| 2007 | vs. Nebraska     | W             | 7-6 (11) | 2-1           |
| 2006 | vs. #16 Texas    | L             | 3-4      | 1-1           |
| 2005 | vs. #8 Texas A&M | W             | 13-1     | 2-1           |
| 2004 | at #10 Texas A&M | L             | 2-5      | 1-2           |
| 2003 | at #8 Baylor     | L             | 1-3      | 1-2           |
| 2002 | at #17 Texas A&M | L             | 6-7 (10) | 0-3           |
| 2001 | vs. #12 Nebraska | L             | 2-3      | 0-3           |
| 2000 | at Texas A&M     | W             | 8-5      | 1-2           |
| 1999 | vs. Kansas       | W             | 8-1      | 3-0           |
| 1998 | at Texas A&M     | L             | 4-5      | 1-2           |
| 1997 | at Texas         | L             | 6-7      | 2-1           |

TEXAS TECH TELEVISED GAMES IN 2013

Texas Tech played 23 games on television this season, a total that by far surpasses any previous season at Texas Tech. The Red Raiders played games on FOX College Sports (19), FOX Sports Net (1) and Longhorn Network (3).

FOUR RED RAIDERS POST 10-STRIKEOUT PERFORMANCES IN 2013

Entering this season the last time a Red Raider pitcher struck out 10 batters in a single-game was back in the 2010 Big 12 Championship when Chad Bettis struck out 10 against then-No. 1 Texas. Well, things have changed as this season it took 19 games for four Red Raider pitchers to record at least 10 strikeouts each. Prior to this year, to find the most recent 10-strikeout performances you would need to go back to the 2009 (Miles Morgan - 11, Nathan Karns - 11) and 2010 (Bobby Doran - 16, Chad Bettis - 10) seasons to find the last four 10-strikeout games by Red Raider pitchers. Through 19 games, Texas Tech has received 10-plus strikeouts from Dominic Moreno (11), Trey Masek (10), Jonny Drozd (10) and Corey Taylor (12).

DEVON CONLEY NAMED BIG 12 NEWCOMER OF THE WEEK

Devon Conley was named Big 12 Newcomer of the Week on March 11. Conley is the fourth Red Raider all-time to receive the honor and the first since 2011 - the first year the award was given weekly to the league's top performer. Conley batted .350 (7-for-20) during five games against No. 16 Arizona (2 games) and UT Arlington (3 games).

RED RAIDERS DROP WILD SERIES FINALE - FALL TO 42-4 SINCE 2007 WHEN SCORING 10+ RUNS AT HOME

The Red Raiders lost a wild series finale against UT Arlington on Sunday, March 10, when the Mavericks defeated the Red Raiders, 13-12. It marked the first time Tech has lost at home when scoring 12 or more runs since 2007 (13-15, vs. New Mexico). The Red Raiders are now 42-4 at home since 2007 when scoring double-figure runs.

TEXAS TECH'S 22 NEWCOMERS WHO HAVE SEEN ACTION ARE MOST IN DIVISION I BASEBALL

In a report conducted by Stetson baseball SID Ricky Hazel, Texas Tech has played the most newcomers (first-year NCAA D-I players) in the nation. The Red Raiders have 25 newcomers on their roster - by far the most in the nation - but so far this year Tech has played 22 of them, which leads all D-I programs. Below is a look at the top five.

1. Texas Tech \_\_\_\_\_ 22
2. Tennessee \_\_\_\_\_ 19
3. Florida International \_\_\_\_\_ 18  
Georgia State \_\_\_\_\_ 18
5. Oklahoma \_\_\_\_\_ 17

MIDWEEK WIN OVER NO. 16 ARIZONA BIG IN MANY WAYS

Tech secured a midweek series split at defending College World Series champion Arizona with a 5-2 victory on March 6 in Tucson. The win marked the Red Raiders first win over a ranked opponent in 2013 and it was also Tech's first come-from-behind win of the season. The Red Raiders trailed 1-0 through six innings before plating five runs in the seventh inning.

TADLOCK BECOMES FASTEST RED RAIDER COACH TO FOUR SHUTOUT VICTORIES

Tim Tadlock has led the Red Raiders to four shutout victories while needing just 12 games to accomplish the feat. The previous school record was held by Berl Huffman - the fourth all-time coach in Tech history - while needing 33 games from 1961-62 to tally four shutout wins. Below is a look at every Tech coach who led the Red Raiders to four shutout wins and how many games it took them to reach the milestone.

| Head Coach       | Games to 4 Shutouts (Years) |
|------------------|-----------------------------|
| Tim Tadlock      | 12 games (2013)             |
| Berl Huffman     | 33 games (1961-62)          |
| Kal Segrist      | 42 games (1968-69)          |
| Beattie Feathers | 89 games (1954-60)          |
| Larry Hays       | 91 games (1987-88)          |
| Gary Ashby       | 107 games (1984-86)         |
| Dan Spencer      | 139 games (2009-11)         |

TEXAS TECH IS 7-13 ALL-TIME AGAINST DEFENDING COLLEGE WORLD SERIES CHAMPIONS

The Red Raiders are 7-13 all-time when facing defending national champions. This season the Red Raiders split a non-conference midweek series at defending champion Arizona in Tucson at Hi Corbett Field. Below is a look at each of the defending national champions that Tech has played during the history of its program. Overall Tech is 6-12 with a 4-6 record at home, 2-4 on the road and an 0-2 record on a neutral site.



SEASON REVIEW

RED RAIDERS ALREADY SURPASSED 2012 SAVES TOTAL

In just 14 games this season the Red Raiders have recorded five saves from four different pitchers. Tech's 2012 season total for saves was four. Perhaps an even more amazing fact is that four of the Red Raiders five saves this season have come in a three-inning effort. Three true freshmen (Johnathon Tripp, Matt Custred and Nathan Bauder) earned their first career save in a three-inning save situation while senior Jerad McCrummen tallied his first save of the season (2nd career) in a three-inning save at defending national champion Arizona to preserve a 5-2 win.

SEVEN FORMER RED RAIDERS INVITED TO BIG LEAGUE SPRING TRAINING

Seven former Texas Tech baseball players made their way to big league spring training when pitchers and catchers reported on February 11. Seven of the former Red Raiders are pitchers while OF Roger Kieschnick is the lone position player while six pitchers received invites:

| POS | Name             | Organization | Years at Tech |
|-----|------------------|--------------|---------------|
| RHP | Chad Bettis      | Rockies      | 2008-2010     |
| RHP | Nathan Karns     | Nationals    | 2008-2009     |
| LHP | Jeff Karstens    | Pirates      | 2003          |
| OF  | Roger Kieschnick | Padres       | 2006-2008     |
| RHP | A.J. Ramos       | Marlins      | 2006-2009     |
| RHP | Zach Stewart     | White Sox    | 2008          |
| RHP | Josh Tomlin      | Indians      | 2006          |

TEXAS TECH HOLDS La SALLE SCORELESS IN BACK-TO-BACK GAMES

Texas Tech shut out La Salle in back-to-back games to win its first head-to-head weekend series of the season. Tech blanked La Salle 3-0 in game two of the series and then clinched the three-game set with a 7-0 shutout in the series finale. It marked the first time Tech had back-to-back shutouts since 2001 (21-0 & 25-0 vs. Howard - Opening Weekend). Junior RHP Trey Masek pitched a nine-inning, complete-game shutout with 12 strikeouts and didn't allow a walk in the first shutout on Saturday, March 2. The following day, freshman RHP Matt Withrow struck out eight in seven scoreless frames while leading Tech to a 7-0 win.

RED RAIDERS HOLD OPPONENTS SCORELESS AT A RECORD PACE

Texas Tech posted four shutout wins during its first 12 games of the season. The last time the Red Raiders had that many shutouts in its first 12 games was in 1994 when the Red Raiders had four shutouts in the first 11 games. One area history couldn't stop the 2013 Red Raiders was recording shutout wins at home during the early going while Tech posted four shutouts during its first seven home games. That has never been done in 64 years of baseball at Texas Tech.

TECH SETS SCHOOL RECORD ALLOWING EIGHT RUNS DURING THE FIRST SEVEN HOME GAMES

Texas Tech allowed only eight runs during its first seven home games of the season to set a new school record for the fewest runs allowed during the first seven home games of the season. The previous record was 11 runs allowed by the 1957 and 1972 Red Raiders.

BACK-TO-BACK SHUTOUTS GIVES RED RAIDERS 18 CONSECUTIVE SCORELESS INNINGS

Texas Tech's pitching staff closed the third weekend of the regular season with back-to-back shutouts - giving the Red Raiders 18 consecutive scoreless innings. The last time Tech was able to put together 18 consecutive scoreless innings was to start the 2001 campaign when Tech had 19 straight scoreless frames.

RED RAIDERS VISIT SUNSHINE STATE FOR THE FIRST TIME SINCE 1998

Texas Tech played five games in five days in the state of Florida while visiting the Sunshine state for the first time since 1998. The Red Raiders played three games in Orlando (UCF Weekend Classic) and two games in Miami (at FIU). Tech is now 5-6 all-time in the state of Florida while it has only played three opponents that hails from the state (Miami in 1998 and UCF and FIU in 2013). Tech's first appearance in Florida came in 1996 at the Olive Garden Classic in Kissimmee, Fla, where Tech faced North Carolina, Georgia Tech and Wake Forest - all coming on a neutral field. Two years later Tech landed in the NCAA Atlantic 1 Miami (Fla.) Regional. Below is a look at each of Tech's games in the state of Florida.

| Date    | Opponent                 | Result | Score    |
|---------|--------------------------|--------|----------|
| 2/10/96 | vs. North Carolina       | W      | 12-4     |
| 2/11/96 | vs. Georgia Tech         | W      | 8-4      |
| 2/12/96 | vs. Wake Forest          | W      | 5-1      |
| 5/21/98 | vs. North Carolina       | W      | 6-2      |
| 5/22/98 | vs. South Carolina       | L      | 8-9      |
| 5/23/98 | at Miami (Fla.)          | L      | 0-13     |
| 2/22/13 | vs. Troy                 | L      | 3-10     |
| 2/23/13 | at UCF                   | L      | 8-13     |
| 2/24/13 | vs. Connecticut          | L      | 0-1 (11) |
| 2/25/13 | at Florida International | L      | 7-9      |
| 2/26/13 | at Florida International | W      | 8-6      |

RED RAIDERS ARE 19-1 WHEN WELCOMING A FIRST-TIME OPPONENT TO LUBBOCK SINCE 2010

The La Salle three-game series marked the 11th first-time opponent to play the Red Raiders in Lubbock since 2010. Tech is now 19-1 when taking on a first-time opponent for the weekend or in a midweek series since 2010. Below is a look at each of the opponents

| Team               | Year | Record            |
|--------------------|------|-------------------|
| Jacksonville State | 2010 | 2-0               |
| Michigan           | 2010 | 2-0               |
| Bethune-Cookman    | 2010 | 2-0               |
| Alabama A&M        | 2010 | 2-0               |
| Western Michigan   | 2011 | 1-0 (Opening Day) |
| Utah Valley        | 2011 | 1-0               |
| Iowa               | 2011 | 2-0               |
| Tennessee Tech     | 2012 | 2-0               |
| Florida Gulf Coast | 2012 | 2-0               |
| Northern Colorado  | 2013 | 1-0               |
| La Salle           | 2013 | 2-1               |

TREY MASEK NAMED BIG 12 PITCHER OF THE WEEK

Junior right-handed pitcher Trey Masek became the 15th Texas Tech pitcher to be named the Big 12 Pitcher of the Week when he was recognized on Monday, Feb. 25. Masek was named the league's top pitcher following a nine-inning shutout performance against Connecticut at the UCF Weekend Classic in Orlando. He ended up taking a no decision after striking out seven in a career-high nine innings of work. He was perfect through three innings retiring all nine batters and went on to retire 16 of the first 17 UConn batters he faced. He became the first Red Raider to pitch nine scoreless innings in a game since 2007 when A.J. Ramos pitched a nine-inning complete-game shutout against Kansas in Lubbock.

TECH FALLS 1-0 AGAINST UCONN IN FINAL GAME AT UCF WEEKEND CLASSIC

Texas Tech lost its final game of the UCF Weekend Classic with a 1-0 shutout coming against Connecticut on Sunday, Feb. 24 at Jay Bergman Field in Orlando. The shutout marked Tech's first 1-0 loss since 2008 and its first 1-0 blanking away from home since 1991 when the Red Raiders lost against Texas in Austin.

TADLOCK BECOMES SECOND HEAD COACH IN SCHOOL HISTORY TO START CAREER WITH 4-0 RECORD

Coach Tim Tadlock became just the second head coach in school history to start his head coaching career with a 4-0 record while joining former Red Raider coach Dan Spencer (2009).





SEASON REVIEW

TEXAS TECH OPENS 4-0 FOR 14TH TIME IN SCHOOL HISTORY - 7TH TIME SINCE 1997

Tech has opened the season 4-0 for the 14th time in school history and just the seventh time since 1997. The Red Raiders have also opened 4-0 in 2011, 2010, 2009, 2005, 2002 and 1999.

TEXAS TECH BREAKS 41-YEAR RECORD ALLOWING JUST TWO RUNS DURING OPENING WEEKEND

Texas Tech broke a school record holding its opponents to just two runs during the first four games of the season. The Red Raiders broke a 41-year old record that was held by the 1972 Red Raiders who allowed five runs during their opening four games. Tech outscored its opponents 36-2 during its first four games of the season.

TECH PITCHING STAFF OPENS SEASON WITH 12 CONSECUTIVE SCORELESS INNINGS & TWO SHUTOUTS

Texas Tech's pitching staff opened the season holding its opponents scoreless for the first 12 innings of the year. Also during the opening weekend, Tech held its opponents scoreless for 10 straight innings and then finished the first weekend of the season putting together another 10 scoreless innings streak.

MORENO HAS MEMORABLE RED RAIDER DEBUT

Dominic Moreno opened his Tech career with a memorable Opening Day start leading Tech to an 8-0 shutout win over Northern Illinois. Moreno struck out 11 batters in six shutout innings while allowing five hits and three walks while throwing 97 pitches. Moreno's strikeout total marked the most by a Red Raider on Opening Day in over 17 years. His strikeout total also marked the most by any Red Raider during a career debut in over 12 years - the previous mark was eight set by Juan Razo at TCU on Feb. 22, 2003. In addition, Moreno's six innings in his career debut marked the most by a Red Raider on Opening Day since current Cleveland Indians RHP Josh Tomlin also threw six innings on Opening Day for Tech in 2006 vs. Louisiana-Monroe.

CONLEY HITS INSIDE-THE-PARK HOMER FOR FIRST CAREER HR - AND FIRST FOR TECH IN 2013

Devon Conley hit the first home run of the season for Tech, but his home run didn't leave the ballpark as he hit an inside-the-park homer to center field which ended with a three-run homer. Conley became the first Red Raider to hit an inside-the-park home run since Feb. 24, 2012 when Barrett Barnes hit a three-run inside-the-park home run vs. No. 18 St. John's at Rip Griffin Park. Conley is the third Red Raider to hit a home run inside the park since 2010 while former Red Raider Nick Popescu also hit a three-run inside-the-park home run at home against Bethune-Cookman on February 27, 2010.

TEXAS TECH ON OPENING DAY

Texas Tech is now 41-23 on Opening Day, which includes a 14-1 record since 1999. The Red Raiders have won five consecutive on Opening Day while capturing 14 straight Opening-Day victories at home (dates back to 1999). During the Red Raiders recent five straight Opening Day wins, Tech has outscored its opponent 42-7 while having allowed just 11 combined hits the past three Opening Day games. Tech's only loss on Opening Day over the last 14 years came against No. 19 UL Lafayette (0-4) at the Roadrunner Classic in San Antonio on February 23, 2008.

OPENING DAY IN LUBBOCK

Texas Tech has been nearly unbeatable when hosting Opening Day on their home turf with a 28-5 all-time record. The Red Raiders have won 14 consecutive Opening Day games at home while its last loss came during its Big 12 championship season in 1997 against TCU (1-10) on February 11. In fact, since 1986, Texas Tech is 20-1 on Opening Day in its home ballpark. The Red Raiders' 8-0 victory over Northern Illinois on Opening Day marked its fifth consecutive Opening Day at home.

HOME OPENER ATTENDANCES

Texas Tech had 2,459 fans in attendance on Opening Day - which marked the fourth largest crowd on Opening Day in Lubbock since 2001. Here is a look back at the past 12 year's attendance on Opening Day.

| Year | Attendance | Result | Opponent              | Score    |
|------|------------|--------|-----------------------|----------|
| 2013 | 2,459      | W      | Northern Illinois     | 8-0      |
| 2012 | 2,605      | W      | No. 31 Missouri State | 4-1      |
| 2011 | 2,398      | W      | Western Michigan      | 8-0      |
| 2010 | 2,243      | W      | Jacksonville State    | 8-3      |
| 2009 | 1,866      | W      | Southern Utah         | 14-3     |
| 2008 | 1,862      | W      | Central Arkansas      | 15-6     |
| 2007 | 1,922      | W      | Stephen F. Austin     | 4-3 (11) |
| 2006 | 1,847      | W      | Louisiana-Monroe      | 21-5     |
| 2005 | 1,941      | W      | New Mexico            | 18-6     |
| 2004 | 2,020      | W      | Campbell              | 18-1     |
| 2003 | 3,018      | W      | New Mexico            | 4-2      |
| 2002 | 2,663      | W      | BYU                   | 8-6      |
| 2001 | 2,371      | W      | Howard                | 21-0     |

TEXAS TECH HEAD COACHES IN DEBUTS

Tim Tadlock became the seventh Texas Tech head coach to win his debut as the Red Raiders skipper. In fact, the last Red Raider head coach to not win his debut game came in 1954 when Beattie Feathers and Tech came up short against Sul Ross State in a 1-23 loss. Below is a look at Tech head coaches in their career debuts:

|      |                   |                          |          |
|------|-------------------|--------------------------|----------|
| 1926 | E.Y. Freeland     | at West Texas A&M        | W, 18-9  |
| 1928 | R.G. Higginbotham | vs. Amarillo Western     | L, 4-14  |
| 1954 | Beattie Feathers  | at Sul Ross State        | L, 1-23  |
| 1962 | Berl Huffman      | vs. New Mexico Highlands | W, 7-4   |
| 1968 | Kal Segrist       | vs. New Mexico Highlands | W, 7-3   |
| 1984 | Gary Ashby        | at Hardin-Simmons        | W, 19-11 |
| 1987 | Larry Hays        | vs. New Mexico           | W, 5-3   |
| 2009 | Dan Spencer       | vs. Southern Utah        | W, 14-3  |
| 2013 | Tim Tadlock       | vs. Northern Illinois    | W, 8-0   |

DOMINIC MORENO GETS OPENING DAY START FOR RED RAIDERS

Sophomore right-handed pitcher Dominic Moreno became the first underclassmen newcomer to start on Opening Day for Tech since 2004 (Randy Gattis). Moreno had a memorable Opening Day with the most strikeouts by a Red Raider on Opening Day in over 17 years. Below is a look at the Opening Day starter and his results for Tech the past 11 years.

Texas Tech Opening Day Starters - Last 11 Years:

| Year | Starter (Class)             | W/L/ND | IP  | H | R | ER | BB | SO | PITCHES |
|------|-----------------------------|--------|-----|---|---|----|----|----|---------|
| 2013 | RHP Dominic Moreno (So.)    | W      | 6.0 | 5 | 0 | 0  | 3  | 11 | 97      |
| 2012 | RHP Duke von Schamann (So.) | W      | 7.0 | 1 | 1 | 0  | 1  | 6  | 93      |
| 2011 | LHP Daniel Coulombe (Jr.)   | ND     | 4.0 | 1 | 0 | 0  | 2  | 5  | 73      |
| 2010 | RHP Chad Bettis (Jr.)       | W      | 7.0 | 4 | 1 | 1  | 2  | 4  | 101     |
| 2009 | RHP Chad Bettis (So.)       | W      | 6.2 | 8 | 2 | 2  | 1  | 5  | 86      |
| 2008 | RHP A.J. Ramos (Jr.)        | L      | 6.0 | 4 | 3 | 3  | 0  | 10 | 84      |
| 2007 | LHP Colt Hynes (Sr.)        | ND     | 6.0 | 6 | 3 | 3  | 1  | 4  | 67      |
| 2006 | RHP Josh Tomlin (Jr.)       | W      | 6.0 | 3 | 1 | 1  | 1  | 2  | N/A     |
| 2005 | RHP Adam Lawford (Jr.)      | ND     | 3.0 | 5 | 5 | 4  | 0  | 1  | 35      |
| 2004 | RHP Randy Gattis (Fr.)      | W      | 6.0 | 3 | 0 | 0  | 1  | 4  | 64      |
| 2003 | RHP Steve Gooch (Jr.)       | W      | 9.0 | 6 | 2 | 1  | 1  | 9  | N/A     |



SEASON REVIEW

BOYD'S WORLD RANKS TEXAS TECH SCHEDULE AS 41ST MOST DIFFICULT IN THE NATION

Boyd's World (www.BoydWorld.com), a respected college baseball website, has ranked Texas Tech as having the 41st most difficult schedule in the nation. The website ranked Tech's non-conference schedule as the 32nd most difficult in the country. Below is a look at the rest of the Big 12 and where their schedule and non-conference schedule ranks.

Table with 3 columns: Program, Schedule, Non-Conference. Rows include Baylor, Texas Tech (41st), Oklahoma, Texas, TCU, Oklahoma State, Kansas State, Kansas, and West Virginia.

OPPONENTS IN THE POLLS

Nine Texas Tech opponents have received preseason national rankings, appearing in at least one of the following polls: Collegiate Baseball (CB), NCBWA, Baseball America (BA) and USA Today (USA).

Table with 5 columns: Team, CB, NCBWA, BA, USA TODAY. Rows include Arizona, Arizona State, Baylor, Dallas Baptist, New Mexico, Oklahoma, Rice, TCU, and Texas.

TEXAS TECH IN THE PRESEASON POLLS

Texas Tech has been ranked anywhere from sixth-to-eighth in preseason Big 12 Conference polls by the league's head coaches, Baseball America, Perfect Game, College Baseball Magazine and College Baseball Today. The Red Raiders are preseason No. 6. Here is a look at previous seasons and where Tech was predicted to finish in the coaches' poll compared to where they finished at the end of the season in the league standings.

Table with 3 columns: Year, Predicted, Finished. Rows range from 2013 down to 1999.

RED RAIDER BIRTHDAYS DURING 2013 SEASON

Seven Red Raiders will celebrate their birthdays on a game day during the 2013 season. Below is a look at each of the Texas Tech student-athletes who will be a year older during this season.

Table with 4 columns: Player, Birthday, Age, Opponent (Location). Rows include Dominic Moreno, Alec Humphreys, Tim Proudfoot, Brennan Moore, Johnathon Tripp, and Blake Bass.

NINETEEN RED RAIDERS EARN ACADEMIC HONOR ROLL DURING FALL SEMESTER

The Texas Tech baseball program had 19 student-athletes earn academic honor roll during the fall semester while marking the program's most fall academic honor roll recipients since 2009. Red Raiders to receive recognition include: Blake Bass, Justin Bethard, J.J. Bissell (Dean's List), William Brown, Bryant Burleson, Matt Custred, Zach Davis, A.J. Florence, Alec Humphreys, Trey Masek, Reid Meyer (Dean's List), Brennan Moore (Dean's List), Ryan Popescu, Tim Proudfoot, Elliot Richoux, Todd Ritchie, Johnathon Tripp, Austin Tyrone and Matt Withrow.



2013 SEASON RESULTS

| Record: 26-30 |                          | Home: 19-10 |       |   | Away: 6-16 |         |      | Neutral: 1-4 |        | Big 12 Conference: 9-15 |        |      |      |
|---------------|--------------------------|-------------|-------|---|------------|---------|------|--------------|--------|-------------------------|--------|------|------|
| Date          | Opponent                 | W           | Score | L | R-H-E      | R-H-E   | Inn  | Overall      | Big 12 | Pitcher of Record       | Attend | Temp | Time |
| # 2/15/13     | NORTHERN ILLINOIS        | W           | 8-0   |   | 8-11-2     | 0-8-0   | 9    | 1-0          | 0-0    | Moreno (1-0)            | 2,459  | 41°  | 2:49 |
| # 2/16/13     | NORTHERN COLORADO        | W           | 10-1  |   | 10-11-1    | 1-6-1   | 9    | 2-0          | 0-0    | Taylor (1-0)            | 2,617  | 53°  | 2:15 |
| # 2/16/13     | BYU                      | W           | 5-1   |   | 5-4-1      | 1-7-1   | 9    | 3-0          | 0-0    | Masek (1-0)             | 2,775  | 63°  | 2:36 |
| # 2/17/13     | NORTHERN COLORADO        | W           | 13-0  |   | 13-13-0    | 0-2-0   | 9    | 4-0          | 0-0    | Withrow (1-0)           | 2,571  | 68°  | 2:34 |
| + 2/22/13     | vs. Troy                 |             | 3-10  | L | 3-6-2      | 10-14-2 | 9    | 4-1          | 0-0    | Moreno (1-1)            | 441    | 81°  | 2:27 |
| + 2/23/13     | at UCF                   |             | 8-13  | L | 8-10-3     | 13-18-3 | 9    | 4-2          | 0-0    | Taylor (1-1)            | 1,844  | 84°  | 2:42 |
| + 2/24/13     | vs. Connecticut          |             | 0-1   | L | 0-8-0      | 1-5-0   | (11) | 4-3          | 0-0    | McCrummen (0-1)         | 207    | 75°  | 2:42 |
| 2/25/13       | at Florida International |             | 7-9   | L | 7-14-4     | 9-16-0  | 9    | 4-4          | 0-0    | Withrow (1-1)           | 432    | 82°  | 3:20 |
| 2/26/13       | at Florida International | W           | 8-6   |   | 8-12-2     | 6-14-3  | 9    | 5-4          | 0-0    | Drozd (1-0)             | 383    | 83°  | 3:03 |
| 3/01/13       | La SALLE                 |             | 5-6   | L | 5-8-0      | 6-13-0  | (12) | 5-5          | 0-0    | Taylor (1-2)            | 2,300  | 52°  | 3:11 |
| 3/02/13       | La SALLE                 | W           | 3-0   |   | 3-8-0      | 0-6-2   | 9    | 6-5          | 0-0    | Masek (2-0)             | 2,430  | 65°  | 2:14 |
| 3/03/13       | La SALLE                 | W           | 7-0   |   | 7-6-1      | 0-7-1   | 9    | 7-5          | 0-0    | Withrow (2-1)           | 2,419  | 74°  | 2:05 |
| 3/05/13       | at #16 Arizona           |             | 2-6   | L | 2-8-1      | 6-10-1  | 9    | 7-6          | 0-0    | Drozd (1-1)             | 2,131  | 75°  | 2:29 |
| 3/06/13       | at #16 Arizona           | W           | 5-2   |   | 5-7-0      | 2-11-0  | 9    | 8-6          | 0-0    | Wheeler (1-0)           | 1,887  | 79°  | 3:00 |
| 3/08/13       | UT ARLINGTON             | W           | 8-3   |   | 8-11-2     | 3-6-0   | 9    | 9-6          | 0-0    | Custred (1-0)           | 2,414  | 77°  | 2:50 |
| 3/09/13       | UT ARLINGTON             | W           | 4-1   |   | 4-7-0      | 1-3-3   | 9    | 10-6         | 0-0    | Masek (3-0)             | 2,462  | 61°  | 2:10 |
| 3/10/13       | UT ARLINGTON             |             | 12-13 | L | 12-9-0     | 13-15-2 | 9    | 10-7         | 0-0    | McCrummen (0-2)         | 2,265  | 45°  | 3:20 |
| 3/12/13       | UTAH VALLEY              | W           | 9-2   |   | 9-9-0      | 2-4-2   | 9    | 11-7         | 0-0    | Drozd (2-1)             | 1,685  | 59°  | 2:37 |
| 3/13/13       | UTAH VALLEY              | W           | 6-0   |   | 6-9-0      | 0-3-1   | 9    | 12-7         | 0-0    | Taylor (2-2)            | 1,812  | 69°  | 2:30 |
| * 3/15/13     | at Texas                 | W           | 1-0   |   | 1-3-0      | 0-6-1   | 9    | 13-7         | 1-0    | Moreno (2-1)            | 6,550  | 81°  | 2:23 |
| * 3/16/13     | at Texas                 |             | 1-2   | L | 1-5-1      | 2-7-1   | 9    | 13-8         | 1-1    | Tripp (0-1)             | 6,842  | 81°  | 2:26 |
| * 3/17/13     | at Texas                 | W           | 4-2   |   | 4-7-1      | 2-7-0   | 9    | 14-8         | 2-1    | Drozd (3-1)             | 6,373  | 75°  | 2:41 |
| 3/19/13       | #20 ARIZONA STATE        | W           | 8-7   |   | 8-9-1      | 7-12-3  | 9    | 15-8         | 2-1    | McCrummen (1-2)         | 2,624  | 65°  | 3:40 |
| * 3/22/13     | at West Virginia         |             | 0-2   | L | 0-3-2      | 2-9-0   | 9    | 15-9         | 2-2    | Moreno (2-2)            | 612    | 42°  | 2:32 |
| * 3/23/13     | at West Virginia - 1     | W           | 6-4   |   | 6-9-3      | 4-10-2  | (10) | 16-9         | 3-2    | Wheeler (2-0)           | ----   | 45°  | 3:02 |
| * 3/23/13     | at West Virginia - 2     |             | 1-3   | L | 1-4-2      | 3-4-2   | 9    | 16-10        | 3-3    | Withrow (2-2)           | 1,095  | 52°  | 2:14 |
| 3/25/13       | at New Mexico State      |             | 6-7   | L | 6-11-1     | 7-12-1  | 9    | 16-11        | 3-3    | McCrummen (1-3)         | 317    | 63°  | 3:32 |
| * 3/29/13     | TCU                      |             | 1-4   | L | 1-9-0      | 4-6-1   | 9    | 16-12        | 3-4    | Taylor (2-3)            | 2,668  | 77°  | 2:49 |
| * 3/30/13     | TCU                      |             | 3-7   | L | 3-6-1      | 7-13-0  | 9    | 16-13        | 3-5    | Drozd (3-2)             | 3,267  | 82°  | 3:06 |
| * 3/31/13     | TCU                      | W           | 8-7   |   | 8-10-2     | 7-7-1   | 9    | 17-13        | 4-5    | Wheeler (3-0)           | 2,595  | 65°  | 3:37 |
| 4/02/13       | at New Mexico            |             | 3-10  | L | 3-3-1      | 10-12-1 | 9    | 17-14        | 4-5    | Custred (1-1)           | 479    | 65°  | 3:00 |
| * 4/05/13     | at K-State               |             | 5-6   | L | 5-10-0     | 6-13-1  | 9    | 17-15        | 4-5    | McCrummen (1-4)         | 3,866  | 69°  | 3:00 |
| * 4/06/13     | at K-State               |             | 2-15  | L | 2-8-3      | 15-18-0 | 9    | 17-16        | 4-7    | Drozd (3-3)             | 1,950  | 71°  | 2:49 |
| * 4/07/13     | at K-State               |             | 2-12  | L | 2-9-1      | 12-14-0 | (8)  | 17-17        | 4-8    | Taylor (2-4)            | 1,240  | 72°  | 2:28 |
| 4/09/13       | at Dallas Baptist        |             | 9-10  | L | 9-14-0     | 10-14-1 | 9    | 17-18        | 4-8    | Withrow (2-3)           | 1,107  | 81°  | 3:07 |
| 4/14/13       | LUBBOCK CHRISTIAN        |             | 5-6   | L | 5-7-2      | 6-12-1  | 9    | 17-19        | 4-8    | McCrummen (1-5)         | 2,680  | 88°  | 2:50 |
| 4/16/13       | at #22 Rice              |             | 2-11  | L | 11-13-2    | 2-2-2   | 9    | 17-20        | 4-8    | Bethard (0-1)           | 3,208  | 77°  | 2:56 |
| * 4/19/13     | KANSAS                   |             | 3-4   | L | 3-7-1      | 4-7-1   | 9    | 17-21        | 4-9    | Drozd (3-4)             | 2,750  | 64°  | 2:35 |
| * 4/20/13     | KANSAS                   |             | 1-6   | L | 1-6-1      | 6-9-1   | 9    | 17-22        | 4-10   | Wheeler (3-1)           | 2,950  | 79°  | 2:25 |
| * 4/21/13     | KANSAS                   | W           | 16-5  |   | 16-18-0    | 5-10-1  | (8)  | 18-22        | 5-10   | Tripp (1-1)             | 2,602  | 74°  | 2:44 |
| 4/23/13       | NEW MEXICO STATE         | W           | 6-1   |   | 6-10-1     | 1-6-2   | 9    | 19-22        | 5-10   | Wheeler (4-1)           | 2,257  | 43°  | 2:38 |
| * 4/26/13     | at #11 Oklahoma          |             | 0-8   | L | 0-7-1      | 8-15-0  | 9    | 19-23        | 5-11   | Drozd (3-5)             | 1,285  | 68°  | 2:39 |
| * 4/27/13     | at #11 Oklahoma          |             | 2-6   | L | 2-5-2      | 6-11-1  | 9    | 19-24        | 5-12   | Masek (3-1)             | 2,668  | 57°  | 2:44 |
| * 4/28/13     | at #11 Oklahoma          | W           | 9-3   |   | 9-15-1     | 3-8-3   | 9    | 20-24        | 6-12   | Moreno (3-2)            | 1,774  | 72°  | 3:12 |
| 4/30/13       | #17 NEW MEXICO           | W           | 12-8  |   | 12-12-0    | 8-16-3  | 9    | 21-24        | 6-12   | Withrow (3-3)           | 2,320  | 87°  | 3:21 |
| * 5/03/13     | #19 OKLAHOMA STATE       | W           | 5-2   |   | 5-7-0      | 2-4-4   | 9    | 22-24        | 7-12   | Masek (4-1)             | 2,420  | 70°  | 2:21 |
| * 5/04/13     | #19 OKLAHOMA STATE       |             | 5-11  | L | 5-12-2     | 11-14-0 | 9    | 22-25        | 7-13   | Moreno (3-3)            | 2,944  | 76°  | 3:19 |
| * 5/05/13     | #19 OKLAHOMA STATE       |             | 0-3   | L | 0-6-0      | 3-7-1   | 9    | 22-26        | 7-14   | Tripp (1-2)             | 2,816  | 67°  | 2:36 |
| 5/07/13       | DALLAS BAPTIST           | W           | 7-6   |   | 7-10-0     | 2-10-0  | 9    | 23-26        | 7-14   | Withrow (4-3)           | 2,226  | 77°  | 2:49 |
| 5/15/13       | at #13 Arizona State     |             | 5-8   | L | 5-8-1      | 8-12-0  | 9    | 23-27        | 7-14   | Custred (1-2)           | 1,821  | 99°  | 3:11 |
| * 5/16/13     | BAYLOR                   | W           | 17-5  |   | 17-21-0    | 5-10-2  | 9    | 24-27        | 8-14   | Masek (5-1)             | 2,427  | 97°  | 3:18 |
| * 5/17/13     | BAYLOR                   | W           | 7-1   |   | 7-8-0      | 1-12-1  | 9    | 25-27        | 9-14   | Drozd (4-5)             | 2,817  | 99°  | 2:52 |
| * 5/18/13     | BAYLOR                   |             | 8-15  | L | 8-12-2     | 15-11-0 | (8)  | 25-28        | 9-15   | Taylor (2-5)            | 2,727  | 90°  | 3:31 |
| \$ 5/23/13    | vs. #15 Kansas State     |             | 3-4   | L | 3-6-0      | 4-6-0   | 9    | 25-29        | 9-15   | Masek (5-2)             | 3,637  | 71°  | 2:13 |
| \$ 5/24/13    | vs. #24 Oklahoma         |             | 0-8   | L | 0-4-2      | 8-13-1  | 9    | 25-30        | 9-15   | Moreno (3-4)            | 3,707  | 65°  | 3:02 |
| \$ 5/25/13    | vs. Baylor               | W           | 8-2   |   | 8-8-0      | 2-5-2   | 9    | 26-30        | 9-15   | Withrow (5-3)           | 4,119  | 67°  | 2:43 |

\* Big 12 Conference game  
 # Brooks Wallace Memorial Classic - Dan Law Field at Rip Griffin Park (Lubbock, Texas)  
 + UCF Weekend Classic - Jay Bergman Field (Orlando, Fla.)  
 \$ Big 12 Championship - Bricktown Ballpark (Oklahoma City, Okla.)  
 ( ) Run Rule or Shortened Game





BIG 12 CONFERENCE

Table with 3 columns: TEAM, BIG 12, OVERALL. Lists teams like Kansas State, Oklahoma State, etc.



BIG 12 PLAYERS OF THE WEEK

Table with 3 columns: Date, Player, School, CI./Pos. Lists players like Matt Oberste, Zach Fish, etc.

Table with 3 columns: Date, Player, School, CI./Pos. Lists pitchers like Dillon Overton, Trey Masek, etc.

Table with 3 columns: Date, Player, School, CI./Pos. Lists newcomers like Tanner Krietemeier, Jacob Rice, etc.

\* National Player/Pitcher of the Week selection

NATIONAL POLLS

Table with 2 columns: COLLEGIATE BASEBALL (June 26, 2013), NCBWA (June 26, 2013). Lists top teams like UCLA, Mississippi State, etc.

Table with 2 columns: BASEBALL AMERICA (June 27, 2013), USA TODAY (June 27, 2013). Lists top teams like UCLA, Mississippi State, etc.

RECORD BREAKDOWN

Table with 3 columns: ALL, BIG 12. Lists various records like All Opponents, Division I teams, etc.



2013 SEASON STATISTICS

(All games Sorted by Batting avg)

| #                | Player           | AVG         | GP        | GS        | AB          | R          | H          | 2B         | 3B        | HR        | RBI        | TB         | SLG%        | BB         | HBP       | SO         | GDP       | OB%         | SF        | SH        | SB        | ATT       | PO          | A          | E         | FLD%        |  |
|------------------|------------------|-------------|-----------|-----------|-------------|------------|------------|------------|-----------|-----------|------------|------------|-------------|------------|-----------|------------|-----------|-------------|-----------|-----------|-----------|-----------|-------------|------------|-----------|-------------|--|
| 11               | Barrios, Jake    | .297        | 53        | 50        | 185         | 27         | 55         | 8          | 4         | 3         | 48         | 80         | .432        | 13         | 7         | 18         | 6         | .354        | 7         | 3         | 2         | 4         | 53          | 120        | 5         | .972        |  |
| 28               | Conley, Devon    | .283        | 56        | 55        | 219         | 37         | 62         | 9          | 2         | 1         | 31         | 78         | .356        | 14         | 5         | 52         | 2         | .336        | 3         | 5         | 15        | 16        | 99          | 5          | 4         | .963        |  |
| 5                | Poteete, Jarrard | .280        | 51        | 46        | 168         | 34         | 47         | 10         | 0         | 3         | 25         | 66         | .393        | 35         | 3         | 44         | 3         | .411        | 1         | 0         | 1         | 1         | 56          | 10         | 2         | .971        |  |
| 2                | Bell, Brett      | .278        | 51        | 50        | 187         | 38         | 52         | 2          | 0         | 0         | 15         | 54         | .289        | 27         | 8         | 40         | 2         | .390        | 1         | 6         | 31        | 39        | 83          | 2          | 6         | .934        |  |
| 9                | Burleson, Bryant | .275        | 55        | 55        | 204         | 27         | 56         | 12         | 0         | 0         | 30         | 68         | .333        | 25         | 10        | 39         | 4         | .378        | 2         | 2         | 2         | 6         | 96          | 155        | 8         | .969        |  |
| 12               | Gutierrez, Eric  | .251        | 56        | 56        | 191         | 35         | 48         | 10         | 2         | 7         | 29         | 83         | .435        | 21         | 20        | 41         | 5         | .377        | 4         | 2         | 1         | 1         | 500         | 29         | 5         | .991        |  |
| 1                | Proudfoot, Tim   | .233        | 53        | 52        | 176         | 28         | 41         | 5          | 2         | 3         | 34         | 59         | .335        | 22         | 2         | 30         | 2         | .319        | 4         | 1         | 1         | 1         | 57          | 188        | 11        | .957        |  |
| -----            |                  |             |           |           |             |            |            |            |           |           |            |            |             |            |           |            |           |             |           |           |           |           |             |            |           |             |  |
| 4                | Ritchie, Todd    | .315        | 36        | 20        | 73          | 12         | 23         | 3          | 0         | 0         | 11         | 26         | .356        | 15         | 1         | 14         | 1         | .438        | 0         | 0         | 1         | 1         | 42          | 5          | 0         | 1.000       |  |
| 17               | Davis, Zach      | .241        | 31        | 21        | 54          | 8          | 13         | 1          | 0         | 0         | 4          | 14         | .259        | 9          | 2         | 19         | 1         | .364        | 1         | 1         | 1         | 1         | 29          | 0          | 0         | 1.000       |  |
| 18               | Randolph, Mason  | .233        | 44        | 42        | 133         | 25         | 31         | 4          | 0         | 2         | 15         | 41         | .308        | 27         | 4         | 41         | 1         | .376        | 1         | 0         | 0         | 1         | 310         | 36         | 3         | .991        |  |
| 10               | Neslony, Tyler   | .227        | 20        | 10        | 44          | 4          | 10         | 4          | 0         | 0         | 7          | 14         | .318        | 7          | 0         | 5          | 0         | .327        | 1         | 0         | 0         | 0         | 10          | 0          | 0         | 1.000       |  |
| 21               | Moore, Brennan   | .212        | 21        | 10        | 33          | 8          | 7          | 3          | 0         | 0         | 6          | 10         | .303        | 7          | 2         | 7          | 0         | .372        | 1         | 0         | 0         | 0         | 17          | 1          | 0         | 1.000       |  |
| 3                | LeJeune, Scott   | .208        | 23        | 9         | 53          | 2          | 11         | 0          | 0         | 0         | 6          | 11         | .208        | 5          | 1         | 14         | 1         | .288        | 0         | 0         | 0         | 1         | 28          | 3          | 0         | 1.000       |  |
| 8                | Humphreys, Alec  | .204        | 23        | 11        | 49          | 9          | 10         | 0          | 0         | 0         | 5          | 10         | .204        | 7          | 0         | 17         | 1         | .304        | 0         | 0         | 2         | 2         | 7           | 17         | 1         | .960        |  |
| 36               | Bass, Blake      | .200        | 13        | 1         | 15          | 1          | 3          | 0          | 0         | 0         | 2          | 3          | .200        | 0          | 1         | 5          | 2         | .235        | 1         | 0         | 0         | 0         | 23          | 1          | 0         | 1.000       |  |
| 14               | Richoux, Elliot  | .183        | 25        | 12        | 60          | 7          | 11         | 1          | 0         | 0         | 12         | 12         | .200        | 4          | 3         | 14         | 1         | .265        | 1         | 0         | 0         | 0         | 29          | 4          | 1         | .971        |  |
| 20               | Florence, A.J.   | .118        | 16        | 4         | 17          | 2          | 2          | 1          | 0         | 0         | 0          | 3          | .176        | 6          | 0         | 5          | 0         | .348        | 0         | 1         | 1         | 1         | 5           | 4          | 2         | .818        |  |
| 7                | Stramp, Wade     | .000        | 3         | 0         | 3           | 0          | 0          | 0          | 0         | 0         | 0          | 0          | .000        | 0          | 0         | 2          | 0         | .000        | 0         | 0         | 0         | 0         | 0           | 0          | 0         | .000        |  |
| <b>Totals</b>    |                  | <b>.259</b> | <b>56</b> | <b>56</b> | <b>1864</b> | <b>304</b> | <b>482</b> | <b>73</b>  | <b>10</b> | <b>19</b> | <b>280</b> | <b>632</b> | <b>.339</b> | <b>244</b> | <b>69</b> | <b>407</b> | <b>32</b> | <b>.361</b> | <b>28</b> | <b>21</b> | <b>58</b> | <b>75</b> | <b>1473</b> | <b>662</b> | <b>56</b> | <b>.974</b> |  |
| <b>Opponents</b> |                  | <b>.289</b> | <b>56</b> | <b>56</b> | <b>1882</b> | <b>291</b> | <b>544</b> | <b>116</b> | <b>13</b> | <b>27</b> | <b>272</b> | <b>767</b> | <b>.408</b> | <b>204</b> | <b>67</b> | <b>383</b> | <b>60</b> | <b>.374</b> | <b>28</b> | <b>37</b> | <b>61</b> | <b>82</b> | <b>1464</b> | <b>536</b> | <b>57</b> | <b>.972</b> |  |

LOB - Team (458), Opp (455). DPs turned - Team (68), Opp (41). CI - Team (1), Poteete 1. IBB - Team (3), Ritchie 1, Barrios 1, Gutierrez 1, Opp (3). Picked off - Burleson 3, Bell 3, Gutierrez 1, Conley 1.

(All games Sorted by Earned run avg)

| #                | Player           | ERA         | W         | L         | APP       | GS        | CG       | SHO      | CBO      | SV        | IP           | H          | R          | ER         | BB         | SO         | 2B         | 3B        | HR        | AB          | B/Avg       | WP        | HBP       | BK        | SFA       | SHA       |  |
|------------------|------------------|-------------|-----------|-----------|-----------|-----------|----------|----------|----------|-----------|--------------|------------|------------|------------|------------|------------|------------|-----------|-----------|-------------|-------------|-----------|-----------|-----------|-----------|-----------|--|
| 16               | Masek, Trey      | 1.82        | 5         | 2         | 11        | 11        | 3        | 1        | 0        | 0         | 79.0         | 56         | 18         | 16         | 22         | 69         | 10         | 1         | 0         | 272         | .206        | 3         | 4         | 2         | 2         | 7         |  |
| 30               | Drozd, Jonny     | 3.48        | 4         | 5         | 15        | 10        | 0        | 0        | 1        | 1         | 67.1         | 74         | 32         | 26         | 13         | 43         | 10         | 0         | 3         | 260         | .285        | 0         | 8         | 2         | 1         | 6         |  |
| 40               | Moreno, Dominic  | 3.86        | 3         | 4         | 12        | 10        | 0        | 0        | 2        | 1         | 60.2         | 74         | 28         | 26         | 23         | 54         | 14         | 2         | 5         | 238         | .311        | 1         | 9         | 0         | 2         | 4         |  |
| 35               | Withrow, Matt    | 5.90        | 5         | 3         | 16        | 12        | 0        | 0        | 2        | 0         | 58.0         | 65         | 40         | 38         | 36         | 52         | 18         | 1         | 7         | 224         | .290        | 7         | 17        | 0         | 5         | 1         |  |
| -----            |                  |             |           |           |           |           |          |          |          |           |              |            |            |            |            |            |            |           |           |             |             |           |           |           |           |           |  |
| 26               | McCrummen, Jerad | 4.59        | 1         | 5         | 22        | 0         | 0        | 0        | 3        | 3         | 33.1         | 38         | 25         | 17         | 15         | 27         | 4          | 0         | 0         | 129         | .295        | 7         | 5         | 0         | 2         | 6         |  |
| 32               | Bethard, Justin  | 4.60        | 0         | 1         | 15        | 1         | 0        | 0        | 0        | 0         | 29.1         | 32         | 15         | 15         | 6          | 17         | 9          | 1         | 1         | 114         | .281        | 5         | 6         | 1         | 3         | 1         |  |
| 25               | Wheeler, Andre   | 6.19        | 4         | 1         | 23        | 0         | 0        | 0        | 2        | 0         | 32.0         | 34         | 22         | 22         | 18         | 21         | 8          | 0         | 0         | 119         | .286        | 5         | 1         | 2         | 5         | 3         |  |
| 38               | Tripp, Johnathon | 6.23        | 1         | 2         | 18        | 3         | 0        | 0        | 0        | 3         | 39.0         | 56         | 28         | 27         | 13         | 31         | 14         | 2         | 3         | 162         | .346        | 5         | 5         | 0         | 2         | 3         |  |
| 34               | Taylor, Corey    | 7.18        | 2         | 5         | 18        | 7         | 0        | 0        | 2        | 0         | 52.2         | 62         | 46         | 42         | 23         | 31         | 18         | 5         | 5         | 196         | .316        | 2         | 4         | 4         | 6         | 5         |  |
| 44               | Bauder, Nathan   | 8.00        | 0         | 0         | 5         | 0         | 0        | 0        | 2        | 1         | 9.0          | 16         | 8          | 8          | 3          | 9          | 3          | 0         | 1         | 43          | .372        | 1         | 1         | 0         | 0         | 0         |  |
| 37               | Custred, Matt    | 8.10        | 1         | 2         | 8         | 1         | 0        | 0        | 1        | 1         | 13.1         | 14         | 13         | 12         | 17         | 16         | 4          | 0         | 0         | 52          | .269        | 3         | 7         | 0         | 0         | 1         |  |
| 13               | Brown, Dalton    | 8.22        | 0         | 0         | 11        | 1         | 0        | 0        | 0        | 1         | 15.1         | 19         | 14         | 14         | 15         | 12         | 2          | 1         | 2         | 63          | .302        | 5         | 0         | 0         | 0         | 0         |  |
| 46               | Meyer, Reid      | 9.00        | 0         | 0         | 4         | 0         | 0        | 0        | 0        | 0         | 2.0          | 4          | 2          | 2          | 0          | 1          | 2          | 0         | 0         | 10          | .400        | 0         | 0         | 0         | 0         | 0         |  |
| <b>Totals</b>    |                  | <b>4.86</b> | <b>26</b> | <b>30</b> | <b>56</b> | <b>56</b> | <b>3</b> | <b>6</b> | <b>5</b> | <b>11</b> | <b>491.0</b> | <b>544</b> | <b>291</b> | <b>265</b> | <b>204</b> | <b>383</b> | <b>116</b> | <b>13</b> | <b>27</b> | <b>1882</b> | <b>.289</b> | <b>44</b> | <b>67</b> | <b>11</b> | <b>28</b> | <b>37</b> |  |
| <b>Opponents</b> |                  | <b>5.09</b> | <b>30</b> | <b>26</b> | <b>56</b> | <b>56</b> | <b>1</b> | <b>5</b> | <b>4</b> | <b>13</b> | <b>488.0</b> | <b>482</b> | <b>304</b> | <b>276</b> | <b>244</b> | <b>407</b> | <b>73</b>  | <b>10</b> | <b>19</b> | <b>1864</b> | <b>.259</b> | <b>54</b> | <b>69</b> | <b>6</b>  | <b>28</b> | <b>21</b> |  |

PB - Team (2), Richoux 2, Opp (5). Pickoffs - Team (14), Taylor 5, Drozd 3, Wheeler 2, Randolph 2, Moreno 1, Masek 1, Opp (8).SBA/ATT - Randolph (48-58), Drozd (11-17), Taylor (10-14), Withrow (10-13), Poteete (8-11), Wheeler (8-10), Masek (6-8), Richoux (5-7), Moreno (3-6), Tripp (3-4), Bethard (4-4), Bauder (2-2), Meyer (2-2), Brown, D. (1-1), Custred (1-1).



2013 BIG 12 SEASON STATISTICS

(Big 12 games only Sorted by Batting avg)

Table with 28 columns: #, Player, AVG, GP, GS, AB, R, H, 2B, 3B, HR, RBI, TB, SLG%, BB, HBP, SO, GDP, OB%, SF, SH, SB, ATT, PO, A, E, FLD%. Rows include players like Jake Barrios, Eric Gutierrez, and Blake Bass, followed by Totals and Opponents.

LOB - Team (196), Opp (199). DPs turned - Team (29), Opp (15). IBB - Team (1), Gutierrez 1, Opp (2). Picked off - Bell 2.

(Big 12 games only Sorted by Earned run avg)

Table with 28 columns: #, Player, ERA, W, L, APP, GS, CG, SHO, CBO, SV, IP, H, R, ER, BB, SO, 2B, 3B, HR, AB, B/Avg, WP, HBP, BK, SFA, SHA. Rows include pitchers like Trey Masek, Dominic Moreno, and Matt Bauder, followed by Totals and Opponents.

PB - Team (1), Richoux 1, Opp (3). Pickoffs - Team (7), Taylor 4, Drozd 1, Randolph 1, Wheeler 1, Opp (2). SBA/ATT - Randolph (23-31), Drozd (6-10), Taylor (4-7), Masek (4-6), Richoux (3-5), Wheeler (4-5), Withrow (3-5), Moreno (1-3), Bethard (3-3), Bauder (2-2), Poteete (1-2).





TEAM HITTING GAME-BY-GAME

| Date          | Opponent            | AB          | R          | H          | RBI        | 2B        | 3B        | HR        | BB         | IBB      | SB        | CS        | HBP       | SAC       | SF        | GDP       | K          | PO          | A          | E         | AVG         |
|---------------|---------------------|-------------|------------|------------|------------|-----------|-----------|-----------|------------|----------|-----------|-----------|-----------|-----------|-----------|-----------|------------|-------------|------------|-----------|-------------|
| Feb 15, 2013  | NORTHERN ILLINOIS   | 32          | 8          | 11         | 8          | 1         | 0         | 0         | 6          | 0        | 1         | 0         | 2         | 0         | 3         | 0         | 6          | 27          | 6          | 2         | .344        |
| Feb 16, 2013  | NORTHERN COLORADO   | 32          | 10         | 11         | 9          | 1         | 1         | 1         | 4          | 0        | 2         | 0         | 2         | 0         | 1         | 2         | 6          | 27          | 7          | 1         | .344        |
| Feb 16, 2013  | BYU                 | 27          | 5          | 4          | 3          | 1         | 0         | 0         | 9          | 0        | 2         | 0         | 1         | 0         | 0         | 1         | 9          | 27          | 10         | 1         | .286        |
| Feb 17, 2013  | NORTHERN ILLINOIS   | 32          | 13         | 13         | 13         | 3         | 0         | 1         | 7          | 0        | 0         | 1         | 3         | 0         | 2         | 1         | 5          | 27          | 19         | 0         | .317        |
| Feb 22, 2013  | vs Troy             | 34          | 3          | 6          | 3          | 0         | 0         | 0         | 5          | 0        | 1         | 0         | 1         | 0         | 0         | 1         | 11         | 24          | 11         | 2         | .287        |
| Feb 23, 2013  | at UCF              | 35          | 8          | 10         | 8          | 0         | 0         | 2         | 5          | 0        | 0         | 0         | 1         | 1         | 1         | 0         | 9          | 24          | 9          | 3         | .286        |
| Feb 24, 2013  | vs Connecticut      | 41          | 0          | 8          | 0          | 1         | 0         | 0         | 5          | 0        | 1         | 0         | 0         | 0         | 0         | 0         | 10         | 33          | 16         | 0         | .270        |
| Feb 25, 2013  | at FIU              | 38          | 7          | 14         | 7          | 1         | 0         | 0         | 4          | 0        | 0         | 0         | 1         | 0         | 2         | 1         | 12         | 24          | 10         | 4         | .284        |
| Feb 26, 2013  | at FIU              | 40          | 8          | 12         | 8          | 4         | 0         | 1         | 4          | 0        | 1         | 1         | 0         | 0         | 1         | 0         | 4          | 27          | 17         | 2         | .286        |
| Mar 01, 2013  | LA SALLE            | 42          | 5          | 8          | 5          | 3         | 0         | 0         | 5          | 0        | 1         | 0         | 2         | 1         | 0         | 1         | 6          | 36          | 21         | 0         | .275        |
| Mar 02, 2013  | LA SALLE            | 31          | 3          | 8          | 2          | 0         | 0         | 0         | 4          | 0        | 0         | 1         | 1         | 0         | 0         | 1         | 5          | 27          | 12         | 0         | .273        |
| Mar 03, 2013  | LA SALLE            | 29          | 7          | 6          | 7          | 2         | 1         | 0         | 6          | 0        | 0         | 0         | 1         | 0         | 0         | 1         | 4          | 27          | 14         | 1         | .269        |
| Mar 05, 2013  | at Arizona          | 31          | 2          | 8          | 2          | 3         | 0         | 0         | 1          | 0        | 2         | 1         | 0         | 1         | 0         | 1         | 7          | 24          | 11         | 1         | .268        |
| Mar 06, 2013  | at Arizona          | 33          | 5          | 7          | 5          | 0         | 0         | 0         | 5          | 0        | 1         | 0         | 2         | 0         | 0         | 0         | 7          | 27          | 10         | 0         | .264        |
| Mar 08, 2013  | UT ARLINGTON        | 32          | 8          | 11         | 8          | 3         | 0         | 0         | 4          | 0        | 1         | 1         | 1         | 1         | 1         | 0         | 6          | 27          | 13         | 2         | .269        |
| Mar 09, 2013  | UT ARLINGTON        | 29          | 4          | 7          | 4          | 1         | 1         | 0         | 3          | 0        | 1         | 0         | 1         | 1         | 1         | 0         | 1          | 27          | 14         | 0         | .268        |
| Mar 10, 2013  | UT ARLINGTON        | 33          | 12         | 9          | 10         | 0         | 0         | 1         | 8          | 0        | 0         | 1         | 3         | 1         | 2         | 0         | 7          | 27          | 14         | 0         | .268        |
| Mar 12, 2013  | UTAH VALLEY         | 32          | 9          | 9          | 8          | 3         | 0         | 0         | 9          | 0        | 5         | 0         | 1         | 0         | 1         | 0         | 3          | 27          | 10         | 0         | .269        |
| Mar 13, 2013  | UTAH VALLEY         | 32          | 6          | 9          | 6          | 1         | 0         | 0         | 1          | 0        | 0         | 0         | 2         | 1         | 0         | 0         | 10         | 27          | 10         | 0         | .269        |
| Mar 15, 2013  | at Texas            | 30          | 1          | 3          | 1          | 0         | 0         | 1         | 3          | 0        | 0         | 0         | 1         | 0         | 0         | 1         | 11         | 27          | 11         | 0         | .262        |
| Mar 16, 2013  | at Texas            | 30          | 1          | 5          | 1          | 1         | 0         | 0         | 3          | 1        | 1         | 1         | 1         | 0         | 0         | 0         | 9          | 25          | 17         | 1         | .258        |
| Mar 17, 2013  | at Texas            | 33          | 4          | 7          | 3          | 0         | 1         | 0         | 1          | 0        | 2         | 0         | 1         | 1         | 0         | 0         | 9          | 27          | 15         | 1         | .255        |
| Mar 19, 2013  | ARIZONA STATE       | 35          | 8          | 9          | 7          | 3         | 0         | 0         | 6          | 0        | 4         | 0         | 3         | 0         | 1         | 1         | 6          | 27          | 15         | 1         | .256        |
| Mar 22, 2013  | at West Virginia    | 28          | 0          | 3          | 0          | 0         | 0         | 0         | 6          | 0        | 0         | 0         | 2         | 1         | 0         | 0         | 14         | 24          | 6          | 2         | .250        |
| Mar 23, 2013  | at West Virginia    | 39          | 6          | 9          | 6          | 1         | 1         | 1         | 5          | 0        | 2         | 0         | 2         | 1         | 0         | 0         | 7          | 30          | 12         | 3         | .249        |
| Mar 23, 2013  | at West Virginia    | 32          | 1          | 4          | 1          | 2         | 0         | 0         | 1          | 0        | 0         | 0         | 3         | 1         | 0         | 0         | 5          | 24          | 13         | 2         | .245        |
| Mar 25, 2013  | at New Mexico State | 34          | 6          | 11         | 5          | 2         | 0         | 0         | 9          | 1        | 2         | 1         | 2         | 0         | 2         | 0         | 12         | 25          | 9          | 1         | .248        |
| Mar 29, 2013  | TCU                 | 32          | 1          | 9          | 1          | 0         | 0         | 0         | 2          | 0        | 2         | 1         | 1         | 2         | 0         | 2         | 7          | 27          | 18         | 0         | .249        |
| Mar 30, 2013  | TCU                 | 32          | 3          | 6          | 3          | 1         | 0         | 0         | 5          | 0        | 0         | 0         | 0         | 0         | 0         | 1         | 11         | 27          | 19         | 1         | .247        |
| Mar 31, 2013  | TCU                 | 32          | 8          | 10         | 8          | 3         | 1         | 0         | 7          | 0        | 1         | 0         | 2         | 1         | 0         | 1         | 5          | 27          | 10         | 2         | .249        |
| Apr 02, 2013  | at New Mexico       | 28          | 3          | 3          | 3          | 0         | 0         | 0         | 5          | 0        | 3         | 1         | 3         | 0         | 1         | 1         | 9          | 24          | 12         | 1         | .245        |
| Apr 05, 2013  | at Kansas State     | 36          | 5          | 10         | 5          | 2         | 0         | 0         | 5          | 0        | 3         | 0         | 0         | 0         | 0         | 1         | 6          | 26          | 8          | 0         | .246        |
| Apr 06, 2013  | at Kansas State     | 34          | 2          | 8          | 1          | 3         | 0         | 0         | 0          | 0        | 0         | 0         | 0         | 1         | 0         | 0         | 7          | 24          | 9          | 3         | .246        |
| Apr 07, 2013  | at Kansas State     | 30          | 2          | 9          | 2          | 1         | 1         | 0         | 5          | 0        | 1         | 0         | 1         | 2         | 1         | 0         | 5          | 23          | 13         | 1         | .247        |
| Apr 09, 2013  | at Dallas Baptist   | 41          | 9          | 14         | 9          | 0         | 0         | 3         | 6          | 0        | 2         | 0         | 1         | 0         | 0         | 1         | 11         | 24          | 6          | 0         | .251        |
| Apr 14, 2013  | LUBBOCK CHRISTIAN   | 32          | 5          | 7          | 5          | 1         | 1         | 0         | 10         | 1        | 0         | 0         | 1         | 1         | 0         | 2         | 5          | 27          | 7          | 2         | .250        |
| Apr 16, 2013  | at Rice             | 28          | 2          | 2          | 0          | 0         | 0         | 0         | 2          | 0        | 1         | 0         | 1         | 0         | 0         | 2         | 4          | 24          | 9          | 2         | .246        |
| Apr 19, 2013  | KANSAS              | 34          | 3          | 7          | 2          | 3         | 0         | 0         | 2          | 0        | 1         | 0         | 1         | 0         | 0         | 1         | 6          | 27          | 13         | 1         | .245        |
| Apr 20, 2013  | KANSAS              | 33          | 1          | 6          | 1          | 2         | 0         | 0         | 1          | 0        | 0         | 0         | 1         | 0         | 0         | 0         | 8          | 27          | 14         | 1         | .243        |
| Apr 21, 2013  | KANSAS              | 39          | 16         | 18         | 16         | 1         | 0         | 1         | 3          | 0        | 2         | 0         | 2         | 0         | 1         | 0         | 4          | 24          | 10         | 0         | .249        |
| Apr 23, 2013  | NEW MEXICO STATE    | 31          | 6          | 10         | 3          | 3         | 0         | 0         | 7          | 0        | 1         | 1         | 0         | 1         | 1         | 0         | 8          | 27          | 12         | 1         | .251        |
| Apr 26, 2013  | at Oklahoma         | 33          | 0          | 7          | 0          | 2         | 0         | 0         | 0          | 0        | 0         | 0         | 0         | 0         | 0         | 0         | 11         | 24          | 13         | 1         | .250        |
| Apr 27, 2013  | at Oklahoma         | 33          | 2          | 5          | 2          | 0         | 0         | 0         | 3          | 0        | 0         | 1         | 0         | 0         | 0         | 0         | 10         | 24          | 14         | 2         | .248        |
| Apr 28, 2013  | at Oklahoma         | 42          | 9          | 15         | 7          | 1         | 0         | 0         | 3          | 0        | 1         | 0         | 4         | 0         | 1         | 0         | 6          | 27          | 9          | 1         | .251        |
| Apr 30, 2013  | NEW MEXICO          | 34          | 12         | 12         | 10         | 3         | 0         | 2         | 7          | 0        | 1         | 0         | 2         | 0         | 1         | 0         | 3          | 27          | 12         | 0         | .253        |
| May 03, 2013  | OKLAHOMA STATE      | 29          | 5          | 7          | 3          | 0         | 0         | 0         | 4          | 0        | 1         | 1         | 0         | 0         | 1         | 1         | 4          | 27          | 18         | 0         | .253        |
| May 04, 2013  | OKLAHOMA STATE      | 37          | 5          | 12         | 5          | 0         | 0         | 0         | 5          | 0        | 0         | 0         | 0         | 1         | 1         | 0         | 9          | 27          | 9          | 2         | .255        |
| May 05, 2013  | OKLAHOMA STATE      | 33          | 0          | 6          | 0          | 0         | 0         | 0         | 0          | 0        | 0         | 1         | 0         | 0         | 0         | 0         | 7          | 27          | 16         | 0         | .253        |
| May 07, 2013  | DALLAS BAPTIST      | 32          | 7          | 10         | 7          | 1         | 0         | 0         | 5          | 0        | 2         | 0         | 0         | 0         | 1         | 1         | 7          | 27          | 11         | 0         | .254        |
| May 15, 2013  | at Arizona State    | 32          | 5          | 8          | 5          | 1         | 0         | 0         | 5          | 0        | 0         | 2         | 1         | 0         | 0         | 2         | 8          | 24          | 8          | 1         | .254        |
| May 16, 2013  | BAYLOR              | 43          | 17         | 21         | 17         | 4         | 0         | 2         | 3          | 0        | 1         | 0         | 1         | 1         | 1         | 1         | 8          | 27          | 13         | 0         | .260        |
| May 17, 2013  | BAYLOR              | 31          | 7          | 8          | 7          | 1         | 1         | 1         | 5          | 0        | 3         | 0         | 0         | 0         | 0         | 0         | 5          | 27          | 10         | 0         | .260        |
| May 18, 2013  | BAYLOR              | 33          | 8          | 12         | 8          | 1         | 0         | 1         | 7          | 0        | 0         | 0         | 3         | 0         | 0         | 2         | 8          | 24          | 14         | 2         | .262        |
| May 23, 2013  | vs Kansas State     | 31          | 3          | 6          | 3          | 1         | 0         | 1         | 1          | 0        | 0         | 1         | 2         | 0         | 0         | 0         | 8          | 24          | 11         | 0         | .261        |
| May 24, 2013  | vs Oklahoma         | 31          | 0          | 4          | 0          | 0         | 0         | 0         | 3          | 0        | 0         | 0         | 0         | 0         | 0         | 1         | 6          | 27          | 7          | 2         | .259        |
| May 25, 2013  | vs Baylor           | 32          | 8          | 8          | 7          | 1         | 1         | 0         | 4          | 0        | 2         | 0         | 2         | 0         | 0         | 0         | 10         | 27          | 5          | 0         | .259        |
| <b>Totals</b> |                     | <b>1864</b> | <b>304</b> | <b>482</b> | <b>280</b> | <b>73</b> | <b>10</b> | <b>19</b> | <b>244</b> | <b>3</b> | <b>58</b> | <b>17</b> | <b>69</b> | <b>21</b> | <b>28</b> | <b>32</b> | <b>407</b> | <b>1473</b> | <b>662</b> | <b>56</b> | <b>.259</b> |



TEAM PITCHING GAME-BY-GAME

| Date          | Opponent            | IP           | H          | R          | ER         | BB         | SO         | 2B         | 3B        | HR        | WP        | BK        | HBP       | DP        | IBB      | Score          | W-L          | SV        | ERA         |
|---------------|---------------------|--------------|------------|------------|------------|------------|------------|------------|-----------|-----------|-----------|-----------|-----------|-----------|----------|----------------|--------------|-----------|-------------|
| Feb 15, 2013  | NORTHERN ILLINOIS   | 9.0          | 8          | 0          | 0          | 4          | 17         | 2          | 0         | 0         | 0         | 0         | 1         | 1         | 0        | 8-0            | 1-0          | 1         | 0.00        |
| Feb 16, 2013  | NORTHERN COLORADO   | 9.0          | 6          | 1          | 1          | 4          | 8          | 2          | 0         | 0         | 0         | 0         | 0         | 1         | 0        | 10-1           | 2-0          | 2         | 0.50        |
| Feb 16, 2013  | BYU                 | 9.0          | 7          | 1          | 1          | 6          | 12         | 1          | 0         | 0         | 2         | 0         | 1         | 2         | 0        | 5-1            | 3-0          | 3         | 0.67        |
| Feb 17, 2013  | NORTHERN ILLINOIS   | 9.0          | 2          | 0          | 0          | 1          | 7          | 1          | 0         | 0         | 0         | 0         | 2         | 2         | 0        | 13-0           | 4-0          | 3         | 0.50        |
| Feb 22, 2013  | vs Troy             | 8.0          | 14         | 10         | 7          | 1          | 5          | 5          | 0         | 1         | 1         | 0         | 2         | 1         | 0        | 3-10           | 4-1          | 3         | 1.84        |
| Feb 23, 2013  | at UCF              | 8.0          | 18         | 13         | 12         | 1          | 6          | 5          | 2         | 3         | 1         | 0         | 1         | 1         | 0        | 8-13           | 4-2          | 3         | 3.63        |
| Feb 24, 2013  | vs Connecticut      | 11.0         | 5          | 1          | 1          | 3          | 8          | 2          | 0         | 0         | 0         | 1         | 1         | 2         | 0        | 0-1            | 4-3          | 3         | 3.14        |
| Feb 25, 2013  | at FIU              | 8.0          | 16         | 9          | 8          | 5          | 6          | 3          | 0         | 2         | 4         | 0         | 0         | 0         | 0        | 7-9            | 4-4          | 3         | 3.80        |
| Feb 26, 2013  | at FIU              | 9.0          | 14         | 6          | 4          | 1          | 5          | 2          | 0         | 1         | 0         | 0         | 0         | 2         | 0        | 8-6            | 5-4          | 4         | 3.83        |
| Mar 01, 2013  | LA SALLE            | 12.0         | 13         | 6          | 6          | 7          | 9          | 2          | 0         | 0         | 0         | 0         | 0         | 3         | 0        | 5-6            | 5-5          | 4         | 3.91        |
| Mar 02, 2013  | LA SALLE            | 9.0          | 6          | 0          | 0          | 0          | 12         | 0          | 0         | 0         | 1         | 0         | 0         | 1         | 0        | 3-0            | 6-5          | 4         | 3.56        |
| Mar 03, 2013  | LA SALLE            | 9.0          | 7          | 0          | 0          | 1          | 10         | 2          | 0         | 0         | 0         | 0         | 2         | 1         | 0        | 7-0            | 7-5          | 4         | 3.27        |
| Mar 05, 2013  | at Arizona          | 8.0          | 10         | 6          | 5          | 1          | 3          | 4          | 0         | 0         | 0         | 0         | 2         | 2         | 0        | 2-6            | 7-6          | 4         | 3.43        |
| Mar 06, 2013  | at Arizona          | 9.0          | 11         | 2          | 2          | 3          | 6          | 0          | 0         | 0         | 1         | 0         | 1         | 1         | 0        | 5-2            | 8-6          | 5         | 3.33        |
| Mar 08, 2013  | UT ARLINGTON        | 9.0          | 6          | 3          | 3          | 3          | 6          | 1          | 1         | 0         | 1         | 0         | 0         | 3         | 0        | 8-3            | 9-6          | 5         | 3.31        |
| Mar 09, 2013  | UT ARLINGTON        | 9.0          | 3          | 1          | 1          | 0          | 9          | 1          | 1         | 0         | 0         | 0         | 0         | 0         | 0        | 4-1            | 10-6         | 5         | 3.17        |
| Mar 10, 2013  | UT ARLINGTON        | 9.0          | 15         | 13         | 13         | 5          | 8          | 3          | 0         | 1         | 5         | 0         | 3         | 0         | 1        | 12-13          | 10-7         | 5         | 3.74        |
| Mar 12, 2013  | UTAH VALLEY         | 9.0          | 4          | 2          | 2          | 2          | 13         | 1          | 0         | 0         | 0         | 0         | 0         | 0         | 0        | 9-2            | 11-7         | 5         | 3.64        |
| Mar 13, 2013  | UTAH VALLEY         | 9.0          | 3          | 0          | 0          | 4          | 14         | 0          | 0         | 0         | 0         | 0         | 0         | 2         | 0        | 6-0            | 12-7         | 5         | 3.45        |
| Mar 15, 2013  | at Texas            | 9.0          | 7          | 0          | 0          | 0          | 5          | 0          | 0         | 0         | 0         | 0         | 2         | 1         | 0        | 1-0            | 13-7         | 6         | 3.28        |
| Mar 16, 2013  | at Texas            | 8.1          | 7          | 2          | 2          | 5          | 6          | 1          | 0         | 0         | 0         | 0         | 0         | 2         | 0        | 1-2            | 13-8         | 6         | 3.23        |
| Mar 17, 2013  | at Texas            | 9.0          | 7          | 2          | 2          | 3          | 6          | 0          | 0         | 1         | 0         | 0         | 0         | 1         | 0        | 4-2            | 14-8         | 7         | 3.18        |
| Mar 19, 2013  | ARIZONA STATE       | 9.0          | 12         | 7          | 7          | 3          | 6          | 3          | 1         | 0         | 1         | 0         | 0         | 1         | 0        | 8-7            | 15-8         | 7         | 3.34        |
| Mar 22, 2013  | at West Virginia    | 8.0          | 9          | 2          | 2          | 3          | 9          | 2          | 0         | 1         | 0         | 0         | 1         | 1         | 0        | 0-2            | 15-9         | 7         | 3.30        |
| Mar 23, 2013  | at West Virginia    | 10.0         | 10         | 4          | 0          | 3          | 5          | 1          | 0         | 0         | 0         | 0         | 0         | 1         | 0        | 6-4            | 16-9         | 7         | 3.16        |
| Mar 23, 2013  | at West Virginia    | 8.0          | 4          | 3          | 2          | 4          | 5          | 2          | 0         | 1         | 1         | 1         | 2         | 0         | 0        | 1-3            | 16-10        | 7         | 3.12        |
| Mar 25, 2013  | at New Mexico State | 8.1          | 12         | 7          | 7          | 5          | 6          | 2          | 0         | 0         | 4         | 0         | 2         | 1         | 0        | 6-7            | 16-11        | 7         | 3.28        |
| Mar 29, 2013  | TCU                 | 9.0          | 6          | 4          | 3          | 4          | 2          | 1          | 1         | 0         | 0         | 1         | 2         | 4         | 1        | 1-4            | 16-12        | 7         | 3.27        |
| Mar 30, 2013  | TCU                 | 9.0          | 13         | 7          | 7          | 3          | 7          | 1          | 0         | 0         | 1         | 1         | 1         | 2         | 0        | 3-7            | 16-13        | 7         | 3.40        |
| Mar 31, 2013  | TCU                 | 9.0          | 7          | 7          | 6          | 9          | 8          | 1          | 0         | 1         | 1         | 0         | 1         | 1         | 0        | 8-7            | 17-13        | 8         | 3.48        |
| Apr 02, 2013  | at New Mexico       | 8.0          | 12         | 10         | 9          | 6          | 5          | 4          | 0         | 0         | 3         | 0         | 2         | 1         | 0        | 3-10           | 17-14        | 8         | 3.68        |
| Apr 05, 2013  | at Kansas State     | 8.2          | 13         | 6          | 6          | 3          | 7          | 4          | 0         | 0         | 2         | 0         | 2         | 2         | 1        | 5-6            | 17-15        | 8         | 3.75        |
| Apr 06, 2013  | at Kansas State     | 8.0          | 18         | 15         | 15         | 6          | 6          | 1          | 0         | 4         | 0         | 0         | 1         | 1         | 0        | 2-15           | 17-16        | 8         | 4.11        |
| Apr 07, 2013  | at Kansas State     | 7.2          | 14         | 12         | 12         | 3          | 3          | 3          | 1         | 1         | 0         | 1         | 3         | 1         | 0        | 2-12           | 17-17        | 8         | 4.37        |
| Apr 09, 2013  | at Dallas Baptist   | 8.0          | 14         | 10         | 10         | 4          | 7          | 4          | 0         | 2         | 2         | 0         | 0         | 1         | 0        | 9-10           | 17-18        | 8         | 4.54        |
| Apr 14, 2013  | LUBBOCK CHRISTIAN   | 9.0          | 12         | 6          | 5          | 2          | 11         | 1          | 1         | 2         | 0         | 0         | 0         | 1         | 0        | 5-6            | 17-19        | 8         | 4.56        |
| Apr 16, 2013  | at Rice             | 8.0          | 13         | 11         | 11         | 6          | 8          | 3          | 1         | 1         | 1         | 1         | 2         | 0         | 0        | 2-11           | 17-20        | 8         | 4.75        |
| Apr 19, 2013  | KANSAS              | 9.0          | 7          | 4          | 3          | 1          | 7          | 2          | 0         | 0         | 1         | 0         | 0         | 0         | 0        | 3-4            | 17-21        | 8         | 4.70        |
| Apr 20, 2013  | KANSAS              | 9.0          | 9          | 6          | 4          | 4          | 7          | 4          | 0         | 0         | 0         | 0         | 2         | 2         | 0        | 1-6            | 17-22        | 8         | 4.68        |
| Apr 21, 2013  | KANSAS              | 8.0          | 10         | 5          | 5          | 4          | 6          | 3          | 0         | 0         | 0         | 0         | 0         | 1         | 0        | 16-5           | 18-22        | 8         | 4.70        |
| Apr 23, 2013  | NEW MEXICO STATE    | 9.0          | 6          | 1          | 1          | 5          | 4          | 1          | 0         | 0         | 1         | 0         | 1         | 3         | 0        | 6-1            | 19-22        | 9         | 4.61        |
| Apr 26, 2013  | at Oklahoma         | 8.0          | 15         | 8          | 8          | 1          | 3          | 2          | 0         | 1         | 0         | 0         | 3         | 2         | 0        | 0-8            | 19-23        | 9         | 4.71        |
| Apr 27, 2013  | at Oklahoma         | 8.0          | 11         | 6          | 4          | 3          | 2          | 3          | 0         | 0         | 0         | 0         | 1         | 0         | 0        | 2-6            | 19-24        | 9         | 4.70        |
| Apr 28, 2013  | at Oklahoma         | 9.0          | 8          | 3          | 2          | 7          | 2          | 1          | 0         | 0         | 2         | 0         | 3         | 1         | 0        | 9-3            | 20-24        | 9         | 4.64        |
| Apr 30, 2013  | NEW MEXICO          | 9.0          | 16         | 8          | 8          | 5          | 4          | 6          | 1         | 0         | 0         | 0         | 1         | 2         | 0        | 12-8           | 21-24        | 9         | 4.72        |
| May 03, 2013  | OKLAHOMA STATE      | 9.0          | 4          | 2          | 2          | 2          | 7          | 0          | 0         | 0         | 0         | 0         | 2         | 2         | 0        | 5-2            | 22-24        | 9         | 4.66        |
| May 04, 2013  | OKLAHOMA STATE      | 9.0          | 14         | 11         | 9          | 5          | 3          | 4          | 1         | 2         | 1         | 0         | 2         | 1         | 0        | 5-11           | 22-25        | 9         | 4.75        |
| May 05, 2013  | OKLAHOMA STATE      | 9.0          | 7          | 3          | 3          | 5          | 5          | 3          | 0         | 0         | 0         | 1         | 2         | 1         | 0        | 0-3            | 22-26        | 9         | 4.71        |
| May 07, 2013  | DALLAS BAPTIST      | 9.0          | 10         | 2          | 2          | 4          | 6          | 3          | 0         | 1         | 1         | 0         | 4         | 2         | 0        | 7-2            | 23-26        | 9         | 4.66        |
| May 15, 2013  | at Arizona State    | 8.0          | 12         | 8          | 8          | 5          | 10         | 4          | 0         | 1         | 2         | 1         | 2         | 1         | 0        | 5-8            | 23-27        | 9         | 4.74        |
| May 16, 2013  | BAYLOR              | 9.0          | 10         | 5          | 5          | 3          | 10         | 2          | 0         | 0         | 0         | 2         | 0         | 0         | 0        | 17-5           | 24-27        | 9         | 4.74        |
| May 17, 2013  | BAYLOR              | 9.0          | 12         | 1          | 1          | 2          | 8          | 1          | 0         | 0         | 0         | 1         | 2         | 0         | 0        | 7-1            | 25-27        | 10        | 4.67        |
| May 18, 2013  | BAYLOR              | 8.0          | 11         | 15         | 15         | 12         | 4          | 3          | 2         | 0         | 3         | 0         | 4         | 2         | 0        | 8-15           | 25-28        | 10        | 4.88        |
| May 23, 2013  | vs Kansas State     | 8.0          | 6          | 4          | 4          | 3          | 6          | 2          | 0         | 0         | 1         | 0         | 0         | 0         | 0        | 3-4            | 25-29        | 10        | 4.87        |
| May 24, 2013  | vs Oklahoma         | 9.0          | 13         | 8          | 7          | 3          | 7          | 1          | 0         | 0         | 0         | 0         | 0         | 1         | 0        | 0-8            | 25-30        | 10        | 4.91        |
| May 25, 2013  | vs Baylor           | 9.0          | 5          | 2          | 2          | 6          | 6          | 0          | 0         | 0         | 0         | 0         | 1         | 0         | 0        | 8-2            | 26-30        | 11        | 4.86        |
| <b>Totals</b> |                     | <b>491.0</b> | <b>544</b> | <b>291</b> | <b>265</b> | <b>204</b> | <b>383</b> | <b>116</b> | <b>13</b> | <b>27</b> | <b>44</b> | <b>11</b> | <b>67</b> | <b>68</b> | <b>3</b> | <b>304-291</b> | <b>26-30</b> | <b>11</b> | <b>4.86</b> |



## TEXAS TECH SUMMARY

| SCORE BY INNINGS | 1  | 2  | 3  | 4  | 5  | 6  | 7  | 8  | 9  | EX | TOTAL |
|------------------|----|----|----|----|----|----|----|----|----|----|-------|
| Texas Tech       | 32 | 45 | 50 | 33 | 26 | 31 | 36 | 35 | 14 | 2  | 304   |
| Opponents        | 45 | 30 | 30 | 30 | 38 | 30 | 22 | 35 | 29 | 2  | 291   |

|                          |       |                      |       |  |
|--------------------------|-------|----------------------|-------|--|
| <b>Record when...</b>    |       |                      |       |  |
| Overall                  | 26-30 | After 6 leading      | 23-5  |  |
| Conference               | 9-15  | ..... trailing       | 2-21  |  |
| Non-Conference           | 17-15 | ..... tied           | 1-4   |  |
| Home Games               | 19-10 | After 7 leading      | 24-3  |  |
| Away Games               | 6-16  | ..... trailing       | 1-23  |  |
| Neutral Site             | 1-4   | ..... tied           | 1-4   |  |
| Day Games                | 12-13 | After 8 leading      | 23-1  |  |
| Night Games              | 14-17 | ..... trailing       | 0-20  |  |
| vs. Left-Handed Starter  | 5-15  | ..... tied           | 2-7   |  |
| vs. Right-Handed Starter | 21-15 |                      |       |  |
| 1-Run Games              | 3-10  | Hit 0 Home Runs      | 17-25 |  |
| 2-Run Games              | 3-3   | ... 1 Home Run       | 7-3   |  |
| 5+ Run Games             | 14-11 | ... 2+ Home Runs     | 2-2   |  |
| Extra Innings            | 1-2   |                      |       |  |
| Shutouts                 | 6-5   | Opponent 0 Home Runs | 22-16 |  |
|                          |       | .....1 Home Run      | 4-8   |  |
| Scoring 0-2 Runs         | 1-14  | ..... 2+ HRs         | 0-6   |  |
| ..... 3-5 Runs           | 6-10  |                      |       |  |
| ..... 6-9 Runs           | 14-5  | Made 0 Errors        | 14-8  |  |
| ..... 10+ Runs           | 5-1   | ... 1 Error          | 7-10  |  |
|                          |       | ... 2+ Errors        | 5-12  |  |
| Opponent 0-2 Runs        | 17-3  |                      |       |  |
| ..... 3-5 Runs           | 5-5   | Opp. made 0 Errors   | 6-16  |  |
| ..... 6-9 Runs           | 4-12  | ... 1 Error          | 8-10  |  |
| ..... 10+ Runs           | 0-10  | ... 2+ Errors        | 12-4  |  |
| Scored in 1st Inning     | 11-7  | Out-Hit Opponent     | 15-3  |  |
| Opp. Scored in 1st       | 4-13  | Out-Hit by Opponent  | 9-23  |  |
| Scores First             | 18-8  | Hits are Tied        | 2-4   |  |
| Opp. Scores First        | 8-22  |                      |       |  |

### Record when team scores:

| Runs | 0   | 1   | 2   | 3   | 4   | 5   | 6   | 7   | 8   | 9   | 10+ |
|------|-----|-----|-----|-----|-----|-----|-----|-----|-----|-----|-----|
| W-L  | 0-5 | 1-4 | 0-5 | 1-5 | 2-0 | 3-5 | 3-1 | 3-1 | 6-2 | 2-1 | 5-1 |

### Record when opponent scores:

| Runs | 0   | 1   | 2   | 3   | 4   | 5   | 6   | 7   | 8   | 9   | 10+  |
|------|-----|-----|-----|-----|-----|-----|-----|-----|-----|-----|------|
| W-L  | 6-0 | 5-1 | 6-2 | 2-2 | 1-3 | 2-0 | 1-6 | 2-2 | 1-3 | 0-1 | 0-10 |

### Record when leading after:

| Inning | 1   | 2    | 3    | 4    | 5    | 6    | 7    | 8    |
|--------|-----|------|------|------|------|------|------|------|
| W-L    | 9-5 | 16-5 | 18-5 | 20-6 | 21-5 | 23-5 | 24-3 | 23-1 |

### Record when trailing after:

| Inning | 1    | 2    | 3    | 4    | 5    | 6    | 7    | 8    |
|--------|------|------|------|------|------|------|------|------|
| W-L    | 3-11 | 3-16 | 2-15 | 2-18 | 3-21 | 2-21 | 1-23 | 0-20 |

### Record when tied after:

| Inning | 1     | 2   | 3    | 4   | 5   | 6   | 7   | 8   |
|--------|-------|-----|------|-----|-----|-----|-----|-----|
| W-L    | 14-14 | 7-9 | 6-10 | 4-6 | 2-4 | 1-4 | 1-4 | 2-7 |

|                         |         |
|-------------------------|---------|
| Current Winning Streak  | 1 game  |
| Longest Winning Streak: | 4 games |
| Longest Losing Streak:  | 9 games |

|                   |                                 |
|-------------------|---------------------------------|
| Home attendance:  | 73,299 (29 dates avg. = 2,527)  |
| Away Attendance:  | 59,975 (26 dates avg. = 2,306)  |
| Total Attendance: | 133,274 (55 dates avg. = 2,423) |

## HITTING STREAKS

| Player           | Longest | Current |
|------------------|---------|---------|
| Burleson, Bryant | 14      | 14      |
| Bell, Brett      | 7       | -       |
| Barrios, Jake    | 7       | -       |
| Conley, Devon    | 7       | 1       |
| Gutierrez, Eric  | 7       | -       |
| Proudfoot, Tim   | 7       | 2       |
| Davis, Zach      | 7       | 1       |
| Randolph, Mason  | 6       | -       |
| Poteete, Jarrard | 4       | -       |
| Humphreys, Alec  | 3       | 1       |
| Neslony, Tyler   | 3       | -       |
| Ritchie, Todd    | 3       | 1       |
| Richoux, Elliot  | 2       | -       |
| Moore, Brennan   | 2       | -       |
| LeJeune, Scott   | 2       | 1       |
| Bass, Blake      | 1       | 1       |
| Florence, A.J.   | 1       | -       |

## REACHING BASE SAFELY STREAKS

| Player           | Longest | Current |
|------------------|---------|---------|
| Barrios, Jake    | 25      | 1       |
| Burleson, Bryant | 17      | 14      |
| Randolph, Mason  | 15      | 1       |
| Proudfoot, Tim   | 14      | 2       |
| Gutierrez, Eric  | 12      | 1       |
| Bell, Brett      | 11      | -       |
| Poteete, Jarrard | 11      | -       |
| Conley, Devon    | 10      | 1       |
| Davis, Zach      | 9       | 2       |
| Humphreys, Alec  | 7       | 1       |
| Ritchie, Todd    | 6       | 6       |
| LeJeune, Scott   | 5       | 1       |
| Moore, Brennan   | 4       | -       |
| Neslony, Tyler   | 4       | 1       |
| Richoux, Elliot  | 3       | 1       |
| Florence, A.J.   | 2       | 2       |
| Bass, Blake      | 2       | 2       |

## MULTI-HIT GAMES

| Player             | 2         | 3         | 4        | 5+       | Total      |
|--------------------|-----------|-----------|----------|----------|------------|
| 28 Conley, Devon   | 17        | 2         | 1        | -        | 20         |
| 11 Barrios, Jake   | 11        | 5         | -        | -        | 16         |
| 9 Burleson, Bryant | 12        | -         | 1        | -        | 13         |
| 12 Gutierrez, Eric | 12        | -         | -        | -        | 12         |
| 5 Poteete, Jarrard | 5         | 6         | 1        | -        | 12         |
| 2 Bell, Brett      | 6         | 3         | 2        | -        | 11         |
| 18 Randolph, Mason | 5         | -         | 1        | -        | 6          |
| 4 Ritchie, Todd    | 4         | 1         | -        | -        | 5          |
| 1 Proudfoot, Tim   | 4         | 1         | -        | -        | 5          |
| 10 Neslony, Tyler  | 3         | -         | -        | -        | 3          |
| 3 LeJeune, Scott   | 3         | -         | -        | -        | 3          |
| 14 Richoux, Elliot | 2         | 1         | -        | -        | 3          |
| 21 Moore, Brennan  | 1         | 1         | -        | -        | 2          |
| 8 Humphreys, Alec  | 1         | 1         | -        | -        | 2          |
| 20 Florence, A.J.  | 1         | -         | -        | -        | 1          |
| 17 Davis, Zach     | 1         | -         | -        | -        | 1          |
| <b>TEAM</b>        | <b>88</b> | <b>21</b> | <b>6</b> | <b>0</b> | <b>115</b> |

## MULTIPLE RBI GAMES

| Player           | 2         | 3         | 4        | 5+       | Total     |
|------------------|-----------|-----------|----------|----------|-----------|
| Barrios, Jake    | 7         | 5         | 1        | -        | 13        |
| Proudfoot, Tim   | 6         | 1         | -        | 2        | 9         |
| Gutierrez, Eric  | 5         | 2         | -        | -        | 7         |
| Conley, Devon    | 2         | 3         | 1        | -        | 6         |
| Burleson, Bryant | 6         | -         | -        | -        | 6         |
| Poteete, Jarrard | 1         | 1         | 2        | -        | 4         |
| Randolph, Mason  | 4         | -         | -        | -        | 4         |
| Richoux, Elliot  | 2         | 1         | -        | -        | 3         |
| Ritchie, Todd    | 2         | 1         | -        | -        | 3         |
| Bell, Brett      | 3         | -         | -        | -        | 3         |
| Neslony, Tyler   | -         | 1         | -        | -        | 1         |
| Humphreys, Alec  | 1         | -         | -        | -        | 1         |
| Davis, Zach      | 1         | -         | -        | -        | 1         |
| Moore, Brennan   | -         | 1         | -        | -        | 1         |
| <b>TEAM</b>      | <b>40</b> | <b>16</b> | <b>4</b> | <b>2</b> | <b>62</b> |



BIG INNINGS (4-PLUS RUNS)

TEXAS TECH

Table with columns: Date, Opponent, INN., RUNS, Result. Lists games where Texas Tech scored 4 or more runs.

OPPONENT

Table with columns: Date, Opponent, INN., RUNS, Result. Lists games where opponents scored 4 or more runs.

RECORD WITH A BIG INNING 10-6

RECORD W/OUT A BIG INNING 16-24

RECORD WHEN ALLOWING A BIG INNING 2-10

RECORD WHEN NOT ALLOWING A BIG INNING 24-20

TEAM GAME HIGHS

BATTING

Table listing batting statistics such as At bats, Runs scored, Hits, RBI, Doubles, Triples, Home runs, Total bases, Walks, Strikeouts, Sac hits, Sac flies, Stolen bases, Hit by pitch, Caught stealing, Runners LOB, Hit into DP.

FIELDING

Table listing fielding statistics such as Putouts, Assists, Errors, Passed balls, DPs turned.

PITCHING

Table listing pitching statistics such as Innings pitched, Runs allowed, Earned runs, Walks allowed, Strikeouts, Hits allowed, Doubles allowed, Triples allowed, Homers allowed, Wild pitches, Hit batters.





**INDIVIDUAL GAME HIGHS**

**BATTING**

|                  |   |   |
|------------------|---|---|
| At bats:         | 6 | (9 games)   |
| Runs scored:     | 3 | (9 games)   |
| Hits:            | 4 | (6 games)   |
| RBI:             | 6 | Proudfoot, Tim vs Kansas (Apr 21, 2013)             |
| Doubles:         | 2 | (6 games)   |
| Triples:         | 1 | (10 games)  |
| Home runs:       | 1 | (19 games)  |
| Total bases:     | 7 | Barrios, Jake at West Virginia (Mar 23, 2013)       |
|                  | 7 | Poteete, Jarrard vs Baylor (May 16, 2013)           |
| Walks:           | 3 | (6 games)   |
| Strikeouts:      | 4 | Randolph, Mason at Dallas Baptist (Apr 09, 2013)    |
|                  | 4 | Bell, Brett at Oklahoma (Apr 26, 2013)              |
| Sac hits:        | 1 | (21 games)  |
| Sac flies:       | 1 | (28 games)  |
| Stolen bases:    | 2 | (11 games)  |
| Hit by pitch:    | 2 | (4 games)   |
| Caught stealing: | 1 | (17 games)  |
| Runners LOB:     | 7 | Barrios, Jake vs Troy (Feb 22, 2013 at Orlando, FL) |

**FIELDING**

|               |    |  |
|---------------|----|--|
| Putouts:      | 17 | Randolph, Mason vs Northern Illinois (Feb 15, 2013)  |
|               | 17 | Gutierrez, Eric at Texas (Mar 17, 2013)              |
|               | 17 | Gutierrez, Eric vs Arizona State (Mar 19, 2013)      |
| Assists:      | 8  | Burleson, Bryant vs Northern Illinois (Feb 17, 2013) |
|               | 8  | Proudfoot, Tim at Texas (Mar 16, 2013)               |
| Errors:       | 2  | Barrios, Jake at FIU (Feb 26, 2013)                  |
|               | 2  | Proudfoot, Tim at West Virginia (Mar 23, 2013)       |
| Passed balls: | 1  | Richoux, Elliot vs TCU (Mar 29, 2013)                |
|               | 1  | Richoux, Elliot at Rice (Apr 16, 2013)               |

**PITCHING**

|                  |     |   |
|------------------|-----|---|
| Innings pitched: | 9.0 | Masek, Trey vs Connecticut (Feb 24, 2013 at Orlando, FL)    |
|                  | 9.0 | Masek, Trey vs La Salle (Mar 02, 2013)                      |
|                  | 9.0 | Masek, Trey vs Oklahoma State (May 03, 2013)                |
| Runs allowed:    | 10  | Taylor, Corey at UCF (Feb 23, 2013)                         |
| Earned runs:     | 9   | Taylor, Corey at UCF (Feb 23, 2013)                         |
| Walks allowed:   | 5   | Masek, Trey vs BYU (Feb 16, 2013)                           |
|                  | 5   | Withrow, Matt vs TCU (Mar 31, 2013)                         |
|                  | 5   | Withrow, Matt vs Baylor (May 25, 2013 at Oklahoma City, OK) |
| Strikeouts:      | 12  | Masek, Trey vs La Salle (Mar 02, 2013)                      |
|                  | 12  | Taylor, Corey vs Utah Valley (Mar 13, 2013)                 |
| Hits allowed:    | 10  | Taylor, Corey at UCF (Feb 23, 2013)                         |
|                  | 10  | Drozd, Jonny at FIU (Feb 26, 2013)                          |
| Doubles allowed: | 4   | Moreno, Dominic at Kansas State (Apr 05, 2013)              |
| Triples allowed: | 1   | (13 games)  |
| Homers allowed:  | 2   | (5 games)   |
| Wild pitches:    | 3   | Withrow, Matt vs UT Arlington (Mar 10, 2013)                |
|                  | 3   | Brown, Dalton at New Mexico State (Mar 25, 2013)            |
|                  | 3   | Custred, Matt at New Mexico (Apr 02, 2013)                  |
| Hit batters:     | 2   | (16 games)  |

**MULTI-RUN INNINGS (78)**

|        |    |
|--------|----|
| 2 Runs | 38 |
| 3 Runs | 21 |
| 4 Runs | 11 |
| 5 Runs | 3  |
| 6 Runs | 2  |
| 7 Runs | 2  |
| 8 Runs | 0  |
| 9 Runs | 1  |

**GO-AHEAD RBI (46)**

|                 |    |
|-----------------|----|
| Jake Barrios    | 10 |
| Eric Gutierrez  | 5  |
| Devon Conley    | 5  |
| Jarrard Poteete | 5  |
| Bryant Burleson | 4  |
| Mason Randolph  | 4  |
| Tim Proudfoot   | 3  |
| Brett Bell      | 2  |
| Tyler Neslony   | 2  |
| Elliot Richoux  | 2  |
| Brennan Moore   | 1  |
| Zach Davis      | 1  |
| Scott LeJeune   | 1  |
| Todd Ritchie    | 1  |

**GAME TYING RBI (24)**

|                 |   |
|-----------------|---|
| Jake Barrios    | 6 |
| Devon Conley    | 4 |
| Mason Randolph  | 3 |
| Bryant Burleson | 2 |
| Tim Proudfoot   | 2 |
| Eric Gutierrez  | 2 |
| Elliot Richoux  | 1 |
| Tyler Neslony   | 1 |
| Blake Bass      | 1 |
| Todd Ritchie    | 1 |
| Jarrard Poteete | 1 |

**2-OUT RBI (120)**

|                 |    |
|-----------------|----|
| Jake Barrios    | 23 |
| Eric Gutierrez  | 15 |
| Bryant Burleson | 13 |
| Devon Conley    | 12 |
| Jarrard Poteete | 12 |
| Tim Proudfoot   | 11 |
| Mason Randolph  | 8  |
| Todd Ritchie    | 7  |
| Brett Bell      | 6  |
| Elliot Richoux  | 5  |
| Alec Humphreys  | 3  |
| Scott LeJeune   | 3  |
| Tyler Neslony   | 1  |
| Brennan Moore   | 1  |

**INFIELD BASE HITS (64)**

|                 |    |
|-----------------|----|
| Devon Conley    | 14 |
| Brett Bell      | 9  |
| Bryant Burleson | 7  |
| Jake Barrios    | 5  |
| Eric Gutierrez  | 5  |
| Todd Ritchie    | 5  |
| Mason Randolph  | 4  |
| Jarrard Poteete | 3  |
| Zach Davis      | 3  |
| Tim Proudfoot   | 3  |
| Elliot Richoux  | 2  |
| Scott LeJeune   | 1  |
| Alec Humphreys  | 1  |
| Brennan Moore   | 1  |
| Tyler Neslony   | 1  |

**OUTFIELD ASSISTS (13)**

|               |   |
|---------------|---|
| Devon Conley  | 5 |
| Todd Ritchie  | 5 |
| Brett Bell    | 2 |
| Brennan Moore | 1 |

**PICKOFFS BY PITCHERS (12)**

|                |   |
|----------------|---|
| Corey Taylor   | 5 |
| Jonny Drozd    | 3 |
| Andre Wheeler  | 2 |
| Trey Masek     | 1 |
| Dominic Moreno | 1 |

**BUNT BASE HITS (12)**

|                 |   |
|-----------------|---|
| Devon Conley    | 5 |
| Brett Bell      | 4 |
| Jake Barrios    | 1 |
| Zach Davis      | 1 |
| Bryant Burleson | 1 |



MISCELLANEOUS STATISTICS

JAKE BARRIOS (INF)

- All-Big 12 Second Team
- Big 12 Newcomer of the Week (4/1)
- Preseason Baseball America No. 15 MLB Draft Prospect (Big 12)
- Perfect Game No. 56 MLB Draft Prospect (Texas)

NATHAN BAUDER (RHP)

- Brooks Wallace Memorial Classic All-Tournament Team (Closer)

BRYANT BURLESON (2B)

- Brooks Wallace Memorial Classic Most Outstanding Player
- Brooks Wallace Memorial Classic All-Tournament Team (2B)

DEVON CONLEY (OF)

- Big 12 Newcomer of the Week (3/11)
- Brooks Wallace Memorial Classic All-Tournament Team (OF)
- Perfect Game No. 64 MLB Draft Prospect (Texas)

JONNY DROZD (LHP)

- Big 12 Newcomer of the Week (3/18)

ERIC GUTIERREZ (1B)

- Louisville Slugger Freshman All-America (Collegiate Baseball)
- Brooks Wallace Memorial Classic All-Tournament Team (DH)

SCOTT LeJEUNE (INF)

- Preseason College Sports Madness All-Big 12 First Team

TREY MASEK (RHP)

- All-Big 12 Honorable Mention
- Golden Spikes Award Watch List
- Gregg Olson Breakout Player of the Year Watch List
- National Pitcher of the Year Watch List
- MLB.com No. 81 MLB Draft Prospect (4/22)
- Big 12 Pitcher of the Week (2/25)
- Perfect Game No. 6 "Top Prospect" 2013 MLB Draft Class in Big 12
- Preseason Baseball America No. 2 MLB Draft Prospect (Big 12)
- Baseball America No. 22 MLB Draft Prospect (Junior Class)
- Preseason College Baseball Daily No. 61 Player in the Country
- Baseball America No. 22 Collegiate MLB Draft Prospect
- Perfect Game No. 3 MLB Draft Prospect (Texas)
- Perfect Game Projected 1st-3rd Round MLB Draft Pick
- Baseball America No. 74 MLB Draft Prospect
- Collegiate Baseball Newspaper Preseason "Top Player to Watch" in Big 12
- Collegiate Baseball Newspaper Preseason Top MLB Draft Prospect

DOMINIC MORENO (RHP)

- Brooks Wallace Memorial Classic All-Tournament Team (SP)

JARRARD POTEETE (C)

- Louisville Slugger Freshman All-America (Collegiate Baseball)
- All-Big 12 Honorable Mention
- All-Big Freshman Team
- Brooks Wallace Memorial Classic All-Tournament Team (C)

TIM PROUDFOOT (INF)

- Brooks Wallace Memorial Classic All-Tournament Team (SS)
- Preseason College Sports Madness All-Big 12 First Team
- Preseason Lubbock Avalanche-Journal All-Big 12 First Team
- Collegiate Baseball Newspaper Preseason "Top Player to Watch" in Big 12

ANDRE WHEELER (LHP)

- Perfect Game No. 17 "Top Prospect" 2013 MLB Draft Class in Big 12
- Perfect Game No. 39 MLB Draft Prospect (Texas)

MATT WITHROW (RHP)

- Brooks Wallace Memorial Classic All-Tournament Team (SP)
- Perfect Game No. 3 "Top Prospect" 2015 MLB Draft Class in Big 12

SERIES-BY-SERIES BATTING

Table with columns: SERIES, W-L, AVG, AB, R, H, RBI, 2B, 3B, HR, SLG%, BB, HBP, SO, OB%, SF, SH, SB-SBA. Rows include BWMC, UCF, LU, UTA, UT, WVU, TCU, KSU, KU, OU, OSU, BU, and BIG 12.

SERIES-BY-SERIES PITCHING

Table with columns: SERIES, W-L, ERA, IP, H, R, ER, BB, SO, AB, OBA, 2B, 3B, HR, WP, HB, BK, SF, SH, GDP. Rows include BWMC, UCF, LU, UTA, UT, WVU, TCU, KSU, KU, OU, OSU, BU, and BIG 12.

MONTH-BY-MONTH BATTING

Table with columns: MONTH, W-L, AVG, AB, R, H, RBI, 2B, 3B, HR, SLG%, BB, HBP, SO, OB%, SF, SH, SB-SBA. Rows include February, March, April, and May.

MONTH-BY-MONTH PITCHING

Table with columns: MONTH, W-L, ERA, IP, H, R, ER, BB, SO, AB, OBA, 2B, 3B, HR, WP, HB, BK, SF, SH, GDP. Rows include February, March, April, and May.

HOME-AWAY-NEUTRAL BATTING

Table with columns: VENUE, W-L, AVG, AB, R, H, RBI, 2B, 3B, HR, SLG%, BB, HBP, SO, OB%, SF, SH, SB-SBA. Rows include Home, Away, and Neutral.

HOME-AWAY-NEUTRAL PITCHING

Table with columns: VENUE, W-L, ERA, IP, H, R, ER, BB, SO, AB, OBA, 2B, 3B, HR, WP, HB, BK, SF, SH, GDP. Rows include Home, Away, and Neutral.

DAY-NIGHT BATTING

Table with columns: TIME, W-L, AVG, AB, R, H, RBI, 2B, 3B, HR, SLG%, BB, HBP, SO, OB%, SF, SH, SB-SBA. Rows include Day and Night.

DAY-NIGHT PITCHING

Table with columns: TIME, W-L, ERA, IP, H, R, ER, BB, SO, AB, OBA, 2B, 3B, HR, WP, HB, BK, SF, SH, GDP. Rows include Day and Night.



## TEXAS TECH HOME RUNS

| No.  | Player (#)             | Opponent (Date)              | Runs | Outs | Count | Inning | Pitcher           |
|------|------------------------|------------------------------|------|------|-------|--------|-------------------|
| *    | 1 Devon Conley (1)     | Northern Colorado (2/16)     | 3    | 2    | 2-2   | 1      | Hawkins (L) s     |
| ‡ Δ! | 2 Tim Proudfoot (1)    | Northern Illinois (2/17)     | 1    | 0    | 0-0   | 3      | Klonowski (R) s   |
|      | 3 Tim Proudfoot (2)    | UCF (2/23)                   | 1    | 1    | 0-0   | 3      | Davis (R) s       |
|      | 4 Eric Gutierrez (1)   | UCF (2/23)                   | 3    | 2    | 1-1   | 3      | Davis (R) s       |
|      | 5 Mason Randolph (1)   | Florida International (2/26) | 2    | 0    | 0-0   | 6      | Elander (R) r     |
| †    | 6 Jake Barrios (1)     | UT Arlington (3/10)          | 2    | 2    | 1-0   | 3      | Hansen (R) r      |
| ‡ Δ! | 7 Jarrard Poteete (1)  | Texas (3/15)                 | 1    | 1    | 0-0   | 7      | T. Marlow (R) r   |
|      | 8 Jake Barrios (2)     | West Virginia (3/23)         | 2    | 1    | 1-0   | 8      | Hostrander (R) r  |
| † ‡  | 9 Jake Barrios (3)     | Dallas Baptist (4/9)         | 3    | 2    | 0-0   | 2      | Calhoun (R) s     |
|      | 10 Eric Gutierrez (2)  | Dallas Baptist (4/9)         | 2    | 2    | 1-0   | 2      | Calhoun (R) s     |
|      | 11 Mason Randolph (2)  | Dallas Baptist (4/9)         | 2    | 2    | 0-0   | 2      | Hicks (L) r       |
|      | 12 Tim Proudfoot (3)   | Kansas (4/21)                | 4    | 1    | 2-1   | 8      | Luvisi (L) r      |
| ‡    | 13 Eric Gutierrez (3)  | New Mexico (4/30)            | 2    | 2    | 0-0   | 1      | Baumgartner (L) s |
|      | 14 Jarrard Poteete (2) | New Mexico (4/30)            | 1    | 0    | 2-0   | 2      | Baumgartner (L) s |
| §    | 15 Jarrard Poteete (3) | Baylor (5/16)                | 3    | 2    | 1-2   | 3      | Garner (R) s      |
|      | 16 Eric Gutierrez (4)  | Baylor (5/16)                | 2    | 2    | 3-1   | 7      | Wynn (L) r        |
| Δ!   | 17 Eric Gutierrez (5)  | Baylor (5/17)                | 2    | 1    | 1-0   | 1      | Newman (R) s      |
|      | 18 Eric Gutierrez (6)  | Baylor (5/18)                | 1    | 0    | 0-1   | 5      | Bare (L) r        |
| §    | 19 Eric Gutierrez (7)  | Kansas State (5/23)          | 2    | 0    | 2-1   | 4      | McFadden (R) s    |

\* - Inside the park home run

◊ - Pinch-hit home run

† - Game-tying home run

‡ - Tie-breaking home run

Δ - Game-winning home run

! - Provided eventual winning runs

§ - home run erased deficit and gave Texas Tech the lead

*italics indicates walk-off home run*

### Home Run Leaders:

Eric Gutierrez - 7

Jake Barrios - 3

Jarrard Poteete - 3

Tim Proudfoot - 3

Mason Randolph - 2

Devon Conley - 1

## HOME RUN BREAKDOWN

|                      |       |
|----------------------|-------|
| at Home              | 10    |
| on the Road          | 8     |
| at Neutral Site      | 1     |
| vs. RHP              | 12    |
| vs. LHP              | 7     |
| vs. Big 12 Teams     | 8     |
| vs. Non-Big 12 Teams | 11    |
| with 0 outs          | 6     |
| with 1 out           | 4     |
| with 2 outs          | 9     |
| Solo HR              | 6     |
| 2-Run HR             | 8     |
| 3-Run HR             | 4     |
| Grand Slam           | 1     |
| February             | 5     |
| March                | 3     |
| April                | 6     |
| May                  | 5     |
| June                 | 0     |
| in 1st inning        | 3     |
| in 2nd inning        | 4     |
| in 3rd inning        | 5     |
| in 4th inning        | 1     |
| in 5th inning        | 5     |
| in 6th inning        | 1     |
| in 7th inning        | 2     |
| in 8th inning        | 2     |
| in 9th inning        | 0     |
| 0-0 Count            | 7     |
| 0-1 Count            | 1     |
| 0-2 Count            | 0     |
| 1-0 Count            | 4     |
| 1-1 Count            | 1     |
| 1-2 Count            | 1     |
| 2-0 Count            | 1     |
| 2-1 Count            | 2     |
| 2-2 Count            | 1     |
| 3-0 Count            | 0     |
| 3-1 Count            | 1     |
| 3-2 Count            | 0     |
| Left-Field Line      | 1     |
| Left Field           | 13    |
| Left-Center Field    | 1     |
| Center Field         | 1     |
| Right-Center Field   | 1     |
| Right Field          | 2     |
| Right-Field Line     | 0     |
| Leadoff              | 0     |
| 2-Hole               | 0     |
| 3-Hole               | 1     |
| Cleanup              | 6     |
| 5-Hole               | 2     |
| 6-Hole               | 5     |
| 7-Hole               | 1     |
| 8-Hole               | 1     |
| 9-Hole               | 3     |
| Day Games            | 8     |
| Night Games          | 11    |
| Starters             | 11    |
| Relievers            | 8     |
| Record with HR       | 9-5   |
| Record w/out HR      | 17-25 |



TEXAS TECH GAME WINNING RBI

| No. | Player (#)          | Game # | Date | Opponent              | Runs | Outs | Count | Inning | Final    | Play                     |
|-----|---------------------|--------|------|-----------------------|------|------|-------|--------|----------|--------------------------|
| 1   | Mason Randolph (1)  | 1      | 2/15 | Northern Illinois     | 1    | 2    | 0-0   | 1      | 8-0      | 1B to LF                 |
| 2   | Devon Conley (1)    | 2      | 2/16 | Northern Colorado     | 3    | 2    | 2-2   | 1      | 10-1     | Inside-the-park HR to CF |
| 3   | NO RBI              | 3      | 2/16 | BYU                   | 1    | 0    | 1-1   | 1      | 5-1      | Fielding Error - CF      |
| 4   | Tim Proudfoot (1)   | 4      | 2/17 | Northern Illinois     | 1    | 0    | 0-0   | 3      | 13-0     | HR to LF                 |
| 5   | Tyler Neslony (1)   | 9      | 2/26 | Florida International | 2    | 0    | 0-0   | 6      | 8-6      | 2B down RF Line          |
| 6   | Tyler Neslony (2)   | 11     | 3/2  | La Salle              | 1    | 1    | 0-2   | 2      | 3-0      | FC to 1B                 |
| 7   | Devon Conley (2)    | 12     | 3/3  | La Salle              | 2    | 0    | 0-2   | 3      | 7-0      | 2B to RF                 |
| 8   | Brett Bell (1)      | 14     | 3/6  | Arizona               | 1    | 1    | 3-1   | 7      | 5-2      | FC to 2B                 |
| 9   | Jake Barrios (1)    | 15     | 3/8  | UT Arlington          | 2    | 2    | 3-1   | 6      | 8-3      | 2B to RC                 |
| 10  | Tim Proudfoot (2)   | 16     | 3/9  | UT Arlington          | 1    | 2    | 3-2   | 4      | 4-1      | 1B to CF                 |
| 11  | Tim Proudfoot (3)   | 18     | 3/12 | Utah Valley           | 2    | 0    | 1-0   | 4      | 9-2      | 2B to LF                 |
| 12  | Bryant Burleson (1) | 19     | 3/13 | Utah Valley           | 1    | 1    | 1-0   | 3      | 6-0      | 1B to LF                 |
| 13  | Jarrard Poteete (1) | 20     | 3/15 | Texas                 | 1    | 1    | 0-0   | 7      | 1-0      | HR to RF                 |
| 14  | Jarrard Poteete (2) | 22     | 3/17 | Texas                 | 1    | 1    | 0-0   | 6      | 4-2      | 1B through right side    |
| 15  | Scott LeJeune (1)   | 23     | 3/19 | Arizona State         | 1    | 2    | 3-2   | 9      | 8-7      | Walk                     |
| 16  | Mason Randolph (2)  | 25     | 3/23 | West Virginia - 1     | 1    | 1    | 0-0   | 10     | 6-4      | 1B through right side    |
| 17  | Jarrard Poteete (3) | 30     | 3/31 | TCU                   | 1    | 1    | 0-2   | 8      | 8-7      | 4-3 groundout            |
| 18  | Jarrard Poteete (4) | 40     | 4/21 | Kansas                | 2    | 1    | 0-0   | 4      | 16-5 (8) | 2B to RC                 |
| 19  | NO RBI              | 41     | 4/23 | New Mexico State      | 1    | 0    | 1-0   | 3      | 6-1      | Wild Pitch               |
| 20  | Brennan Moore (1)   | 44     | 4/28 | Oklahoma              | 1    | 2    | 3-2   | 5      | 9-3      | Walk                     |
| 21  | Todd Ritchie (1)    | 45     | 4/30 | New Mexico            | 1    | 1    | 1-0   | 3      | 12-8     | 1B to RC                 |
| 22  | Tim Proudfoot (4)   | 46     | 5/3  | Oklahoma State        | 1    | 1    | 1-1   | 2      | 5-2      | Infield 1B to 2B         |
| 23  | Devon Conley (3)    | 49     | 5/7  | Dallas Baptist        | 1    | 1    | 3-2   | 2      | 7-2      | Bases-Loaded BB          |
| 24  | Jake Barrios (2)    | 51     | 5/16 | Baylor                | 2    | 2    | 1-0   | 4      | 17-5     | 2B down LF Line          |
| 25  | Eric Gutierrez (1)  | 52     | 5/17 | Baylor                | 2    | 1    | 1-0   | 1      | 7-1      | HR to LF                 |
| 26  | Bryant Burleson (2) | 56     | 5/25 | Baylor                | 1    | 2    | 1-0   | 5      | 8-2      | 1B to RF                 |

Game-Winning RBI Leaders:

- Tim Proudfoot - 4
- Jarrard Poteete - 4
- Devon Conley - 3
- Jake Barrios - 2
- Bryant Burleson - 2
- Tyler Neslony - 2
- Mason Randolph - 2
- Brett Bell - 1
- Eric Gutierrez - 1
- Scott LeJeune - 1
- Brennan Moore - 1
- Todd Ritchie - 1





THE LAST TIME A TEXAS TECH TEAM...

Won 5 or more consecutive games 5 games (May 19, 2012-February 17, 2013)  
 Won 6 or more consecutive games 7 games (February 10-23, 2007)  
 Won 7 or more consecutive games 7 games (February 10-23, 2007)  
 Won 10 or more consecutive games 16 games (April 13-May 22, 2002)  
 Won 16 or more consecutive games 16 games (April 13-May 22, 2002)

Won 5 or more consecutive home games 5 games (May 19, 2012-February 17, 2013)  
 Won 6 or more consecutive home games 10 games (February 24-March 23, 2012)  
 Won 7 or more consecutive home games 10 games (February 24-March 23, 2012)  
 Won 10 or more consecutive home games 10 games (February 24-March 23, 2012)  
 Won 13 or more consecutive home games 13 games (April 16-May 19, 2002)  
 Won 21 or more consecutive home games 21 games (February 5-April 4, 1999)  
 Won 24 or more consecutive home games 24 games (February 22-April 26, 1996)

Won 5 or more consecutive road games 5 games (April 10-May 2, 2004)  
 Won 6 or more consecutive road games 9 games (March 23-April 20, 1997)  
 Won 7 or more consecutive road games 9 games (March 23-April 20, 1997)  
 Won 8 or more consecutive road games 9 games (March 23-April 20, 1997)  
 Won 9 or more consecutive road games 9 games (March 23-April 20, 1997)

Won 5 or more consecutive conference games 5 games (May 15-23, 2004)  
 Won 6 or more consecutive conference games 6 games (April 24-May 7, 2004)  
 Won 7 or more consecutive conference games 8 games (April 13-May 19, 2002)  
 Won 8 or more consecutive conference games 8 games (April 13-May 19, 2002)

Won 5 or more consecutive conference home games 6 games (April 27-May 19, 2002)  
 Won 6 or more consecutive conference home games 6 games (April 27-May 19, 2002)  
 Won 7 or more consecutive conference home games 9 games (April 7-29, 2001)  
 Won 8 or more consecutive conference home games 9 games (April 7-29, 2001)  
 Won 9 or more consecutive conference home games 9 games (April 7-29, 2001)  
 Won 10 or more consecutive conference home games 10 games (February 26-May 14, 1999)

Won 5 or more consecutive conference road games 5 games (April 10-May 2, 2004)  
 Won 6 or more consecutive conference road games 7 games (March 23-April 20, 1997)  
 Won 7 or more consecutive conference road games 7 games (March 23-April 20, 1997)

Won 5 or more consecutive midweek games 8 games (May 10, 2011-March 21, 2012)  
 Won 6 or more consecutive midweek games 8 games (May 10, 2011-March 21, 2012)  
 Won 7 or more consecutive midweek games 8 games (May 10, 2011-March 21, 2012)  
 Won 8 or more consecutive midweek games 8 games (May 10, 2011-March 21, 2012)

Won 5 or more consecutive midweek road/neutral site games 9 games (March 22, 2011-March 6, 2012)  
 Lost 5 or more consecutive midweek road/neutral site games 5 games (March 25-May 15, 2013)

Lost 5 or more consecutive games 9 games (April 2-20, 2013)  
 Lost 6 or more consecutive games 9 games (April 2-20, 2013)  
 Lost 7 or more consecutive games 9 games (April 2-20, 2013)  
 Lost 8 or more consecutive games 9 games (April 2-20, 2013)  
 Lost 9 or more consecutive games 9 games (April 2-20, 2013)  
 Lost 10 or more consecutive games 11 games (April 12-28, 1985)  
 Lost 11 or more consecutive games 11 games (April 12-28, 1985)

Lost 5 or more consecutive home games 9 games (March 24-April 7, 1987)  
 Lost 6 or more consecutive home games 9 games (March 24-April 7, 1987)  
 Lost 7 or more consecutive home games 9 games (March 24-April 7, 1987)  
 Lost 8 or more consecutive home games 9 games (March 24-April 7, 1987)  
 Lost 9 or more consecutive home games 9 games (March 24-April 7, 1987)

Lost 5 or more consecutive road games 10 games (March 23-April 27, 2013)  
 Lost 6 or more consecutive road games 10 games (March 23-April 27, 2013)  
 Lost 7 or more consecutive road games 10 games (March 23-April 27, 2013)  
 Lost 8 or more consecutive road games 10 games (March 23-April 27, 2013)  
 Lost 10 or more consecutive road games 10 games (March 23-April 27, 2013)  
 Lost 11 or more consecutive road games 11 games (April 4-May 10, 2008)

Lost 5 or more consecutive conference games 5 games (April 5-20, 2013)  
 Lost 6 or more consecutive conference games 8 games (April 4-19, 2008)  
 Lost 7 or more consecutive conference games 8 games (April 4-19, 2008)  
 Lost 8 or more consecutive conference games 8 games (April 4-19, 2008)  
 Lost 9 or more consecutive conference games 9 games (April 22-May 19, 2007)  
 Lost 10 or more consecutive conference games 10 games (March 27-April 27, 1987)  
 Lost 15 or more consecutive conference games 15 games (March 29-April 28, 1985)

Lost 5 or more consecutive conference home games 6 games (March 24-April 1, 1989)  
 Lost 6 or more consecutive conference home games 6 games (March 24-April 1, 1989)  
 Lost 7 or more consecutive conference home games 8 games (March 14-April 17, 1987)  
 Lost 8 or more consecutive conference home games 8 games (March 14-April 17, 1987)

Lost 5 or more consecutive conference road games 6 games (March 23-April 27, 2013)  
 Lost 6 or more consecutive conference road games 6 games (March 23-April 27, 2013)  
 Lost 7 or more consecutive conference road games 8 games (April 4-May 10, 2008)  
 Lost 8 or more consecutive conference road games 8 games (April 4-May 10, 2008)  
 Lost 9 or more consecutive conference road games 9 games (April 1-May 19, 2007)

Shutout an opponent \_\_\_\_\_ at Texas, 1-0 (March 15, 2013)  
 Shutout an opponent on Opening Day \_\_\_\_\_ vs. Northern Illinois, 8-0 (February 15, 2013)  
 Shutout an opponent at home \_\_\_\_\_ vs. Utah Valley, 6-0 (March 13, 2013)  
 Shutout a Big 12 opponent at home \_\_\_\_\_ vs. Missouri, 7-0 (February 19, 2012)  
 Shutout an opponent on the road \_\_\_\_\_ at Texas, 1-0 (March 15, 2013)  
 Shutout a Big 12 opponent on the road \_\_\_\_\_ at Texas, 1-0 (March 15, 2013)  
 Shutout an opponent on a neutral field \_\_\_\_\_ vs. Nevada-Reno @ Phoenix, Ariz., 4-0 (February 21, 1998)  
 Shutout a midweek opponent at home \_\_\_\_\_ vs. Utah Valley, 6-0 (March 13, 2013)  
 Shutout a midweek opponent on the road \_\_\_\_\_ at #27 Dallas Baptist, 5-0 (May 8, 2012)  
 Shutout back-to-back opponents \_\_\_\_\_ vs. La Salle, 3-0 & 7-0 (March 2-3, 2013)

Was shutout \_\_\_\_\_ vs. #24 Oklahoma, 0-8 (May 24, 2013)  
 Was shutout at home \_\_\_\_\_ vs. #19 Oklahoma State, 0-3 (May 5, 2013)  
 Was shutout at home by a Big 12 opponent \_\_\_\_\_ vs. #24 Oklahoma, 0-8 (May 24, 2013)  
 Was shutout on the road \_\_\_\_\_ at #11 Oklahoma, 0-8 (April 26, 2013)  
 Was shutout on the road by a Big 12 opponent \_\_\_\_\_ at #11 Oklahoma, 0-8 (April 26, 2013)  
 Was shutout on a neutral field \_\_\_\_\_ vs. #24 Oklahoma, 0-8 (May 24, 2013)  
 Was shutout against a midweek opponent at home \_\_\_\_\_ vs. Abilene Christian, 0-1 (March 25, 1963)  
 Was shutout against a midweek opponent on the road \_\_\_\_\_ at North Texas, 0-5 (March 16, 1987)  
 Was shutout against a midweek opponent on a neutral site \_\_\_\_\_ vs. Connecticut, 0-1 (February 24, 2013)

Run-ruled an opponent \_\_\_\_\_ 16-5, 8 inn. vs. Kansas (April 21, 2013)  
 Run-ruled an opponent at home \_\_\_\_\_ 16-5, 8 inn. vs. Kansas (April 21, 2013)  
 Run-ruled a Big 12 opponent at home \_\_\_\_\_ 16-5, 8 inn. vs. Kansas (April 21, 2013)  
 Run-ruled an opponent on the road \_\_\_\_\_ 16-5, 7 inn at Kansas State (March 31, 2007)  
 Run-ruled a Big 12 opponent on the road \_\_\_\_\_ 16-5, 7 inn at Kansas State (March 31, 2007)

Was run-ruled \_\_\_\_\_ 2-12, 8 inn. at Kansas State (April 7, 2013)  
 Was run-ruled at home \_\_\_\_\_ 0-10, 7 inn vs. #19 Oklahoma State (May 13, 2007)  
 Was run-ruled by a Big 12 opponent at home \_\_\_\_\_ 0-10, 7 inn vs. #19 Oklahoma State (May 13, 2007)  
 Was run-ruled on the road \_\_\_\_\_ 2-12, 8 inn. at Kansas State (April 7, 2013)  
 Was run-ruled by a Big 12 opponent on the road \_\_\_\_\_ 2-12, 8 inn. at Kansas State (April 7, 2013)

Played in 14 or more innings \_\_\_\_\_ 14 innings, vs. #25 Texas (Won, 7-6) (April 6, 2012)  
 Played in 15 or more innings \_\_\_\_\_ 15 innings, vs. Kansas State (L, 5-7) (April 5, 2002)  
 Played in 16 or more innings \_\_\_\_\_ 17 innings, at Southeastern Oklahoma (L, 1-2) (April 18, 1966)  
 Played in 17 or more innings \_\_\_\_\_ 17 innings, at Southeastern Oklahoma (L, 1-2) (April 18, 1966)

Won both games of a doubleheader \_\_\_\_\_ vs. UTSA: 8-2, 11-6 (April 5, 2011)  
 Shutout an opponent in both games of a doubleheader \_\_\_\_\_ vs. Iowa State: 14-0, 7-0 (March 15, 1997)  
 Lost both games of a doubleheader \_\_\_\_\_ at #4 Nebraska: 3-4 (11 inn.), 4-14 (7 inn.) (April 29, 2006)  
 Was shutout in both games of a doubleheader \_\_\_\_\_ vs. #2 Texas: 0-4, 0-10 (April 13, 2004)

Swept a 3-game series at home \_\_\_\_\_ vs. Houston (April 13-15, 2012)  
 Swept a 3-game series at home vs. non-conference opponent \_\_\_\_\_ vs. Houston (April 13-15, 2012)  
 Swept a 3-game series on the road \_\_\_\_\_ at Kansas (May 1-3, 2004)  
 Swept a 3-game Big 12 series at home \_\_\_\_\_ vs. Kansas (April 29-May 1, 2011)  
 Swept a 3-game Big 12 series on the road \_\_\_\_\_ at Kansas (May 1-3, 2004)  
 Swept a midweek series at home \_\_\_\_\_ 2 games, vs. Utah Valley (March 12-13, 2013)  
 Swept a midweek series on the road \_\_\_\_\_ 2 games, at Michigan (May 10-11, 2011)  
 Swept a midweek series at a neutral site \_\_\_\_\_ 2 games, vs. UTSA in San Angelo DH (April 5, 2011)

Was swept in a 3-game series at home \_\_\_\_\_ vs. #8 TCU (March 4-6, 2011)  
 Was swept in a 3-game series at home vs. non-conference opponent \_\_\_\_\_ vs. #8 TCU (March 4-6, 2011)  
 Was swept in a 3-game series on the road \_\_\_\_\_ at K-State (April 5-7, 2013)  
 Was swept in a 3-game Big 12 series at home \_\_\_\_\_ vs. #19 Oklahoma State (May 11-13, 2007)  
 Was swept in a 3-game Big 12 series on the road \_\_\_\_\_ at K-State (April 5-7, 2013)

Swept 3 or more Big 12 series in a season \_\_\_\_\_ 3, 2004 (vs. KSU, @ KU, vs. BU)  
 Swept 4 or more Big 12 series in a season \_\_\_\_\_ 4, 1997 (vs. ISU, @ MU, @ KSU, vs. NU)  
 Swept 3 or more midweek road/neutral site series in a season \_\_\_\_\_ 3, 2011 (vs. UTSA, @ UNM, @ MICH)  
 Was swept in 3 or more Big 12 series in a season \_\_\_\_\_ 3, 2007 (at UT, @ MU, vs. OSU)  
 Was swept in 4 or more Big 12 series in a season \_\_\_\_\_ Never Happened

Swept Baylor in a 3-game series at home \_\_\_\_\_ 2004  
 Swept Baylor in a 3-game series on the road \_\_\_\_\_ Never Happened  
 Was swept by Baylor in a 3-game series at home \_\_\_\_\_ 1986  
 Was swept by Baylor in a 3-game series on the road \_\_\_\_\_ 2012

Swept Kansas in a 3-game series at home \_\_\_\_\_ 2011  
 Swept Kansas in a 3-game series on the road \_\_\_\_\_ 2004  
 Was swept by Kansas in a 3-game series at home \_\_\_\_\_ Never Happened  
 Was swept by Kansas in a 3-game series on the road \_\_\_\_\_ 2008

Swept Kansas State in a 3-game series at home \_\_\_\_\_ 2004  
 Swept Kansas State in a 3-game series on the road \_\_\_\_\_ 1997  
 Was swept by Kansas State in a 3-game series at home \_\_\_\_\_ Never Happened  
 Was swept by Kansas State in a 3-game series on the road \_\_\_\_\_ 2013

Swept Oklahoma in a 3-game series at home \_\_\_\_\_ 2002  
 Swept Oklahoma in a 3-game series on the road \_\_\_\_\_ 1999  
 Was swept by Oklahoma in a 3-game series at home \_\_\_\_\_ 2006  
 Was swept by Oklahoma in a 3-game series on the road \_\_\_\_\_ 2011

Swept Oklahoma State in a 3-game series at home \_\_\_\_\_ Never Happened  
 Swept Oklahoma State in a 3-game series on the road \_\_\_\_\_ Never Happened  
 Was swept by Oklahoma State in a 3-game series at home \_\_\_\_\_ 2007  
 Was swept by Oklahoma State in a 3-game series on the road \_\_\_\_\_ 2012

Swept Texas in a 3-game series at home \_\_\_\_\_ Never Happened  
 Swept Texas in a 3-game series on the road \_\_\_\_\_ Never Happened  
 Was swept by Texas in a 3-game series at home \_\_\_\_\_ 1992  
 Was swept by Texas in a 3-game series on the road \_\_\_\_\_ 2007

Swept TCU in a 3-game series at home \_\_\_\_\_ 1989  
 Swept TCU in a 3-game series on the road \_\_\_\_\_ Never Happened  
 Was swept by TCU in a 3-game series at home \_\_\_\_\_ 2011  
 Was swept by TCU in a 3-game series on the road \_\_\_\_\_ 2010

Swept West Virginia in a 3-game series at home \_\_\_\_\_ Never Happened  
 Swept West Virginia in a 3-game series on the road \_\_\_\_\_ Never Happened  
 Was swept by West Virginia in a 3-game series at home \_\_\_\_\_ Never Happened  
 Was swept by West Virginia in a 3-game series on the road \_\_\_\_\_ Never Happened

Defeated a Top 25 ranked team \_\_\_\_\_ vs. #19 Oklahoma State, 5-2 (May 3, 2013)  
 Defeated a Top 25 ranked team at home \_\_\_\_\_ vs. #19 Oklahoma State, 5-2 (May 3, 2013)  
 Defeated a Top 25 ranked team on the road \_\_\_\_\_ at #11 Oklahoma, 9-3 (April 28, 2013)  
 Defeated a Top 25 ranked team at a neutral site \_\_\_\_\_ vs. #1 Texas, 4-2 (May 27, 2010)

Defeated a Top 25 ranked non-conference team \_\_\_\_\_ vs. #17 New Mexico, 12-8 (April 30, 2013)  
 Defeated a Top 25 ranked non-conference team at home \_\_\_\_\_ vs. #17 New Mexico, 12-8 (April 30, 2013)  
 Defeated a Top 25 ranked non-conference team on the road \_\_\_\_\_ at #16 Arizona, 5-2 (March 6, 2013)

Defeated a Top 25 ranked Big 12 team \_\_\_\_\_ vs. #19 Oklahoma State, 5-2 (May 3, 2013)  
 Defeated a Top 25 ranked Big 12 team at home \_\_\_\_\_ vs. #19 Oklahoma State, 5-2 (May 3, 2013)  
 Defeated a Top 25 ranked Big 12 team on the road \_\_\_\_\_ at #11 Oklahoma, 9-3 (April 28, 2013)  
 Defeated a Top 25 ranked Big 12 team at a neutral site \_\_\_\_\_ vs. #1 Texas, 4-2 (May 27, 2010)

Defeated a Top 20 ranked team \_\_\_\_\_ vs. #19 Oklahoma State, 5-2 (May 3, 2013)  
 Defeated a Top 20 ranked team at home \_\_\_\_\_ vs. #19 Oklahoma State, 5-2 (May 3, 2013)  
 Defeated a Top 20 ranked team on the road \_\_\_\_\_ at #11 Oklahoma, 9-3 (April 28, 2013)  
 Defeated a Top 20 ranked team at a neutral site \_\_\_\_\_ vs. #1 Texas, 4-2 (May 27, 2010)

Defeated a Top 15 ranked team \_\_\_\_\_ at #11 Oklahoma, 9-3 (April 28, 2013)  
 Defeated a Top 15 ranked team at home \_\_\_\_\_ vs. #5 Texas A&M, 4-3 (12) (April 8, 2011)  
 Defeated a Top 15 ranked team on the road \_\_\_\_\_ at #11 Oklahoma, 9-3 (April 28, 2013)  
 Defeated a Top 15 ranked team at a neutral site \_\_\_\_\_ vs. #1 Texas, 4-2 (May 27, 2010)

Defeated a Top 10 ranked team \_\_\_\_\_ at #9 Texas A&M, 8-4 (12) (May 6, 2012)  
 Defeated a Top 10 ranked team at home \_\_\_\_\_ vs. #5 Texas A&M, 4-3 (12) (April 8, 2011)  
 Defeated a Top 10 ranked team on the road \_\_\_\_\_ at #9 Texas A&M, 8-4 (12) (May 6, 2012)  
 Defeated a Top 10 ranked team at a neutral site \_\_\_\_\_ vs. #1 Texas, 4-2 (May 27, 2010)

Defeated a Top 5 ranked team \_\_\_\_\_ at #4 Texas, 2-1 (April 16, 2011)  
 Defeated a Top 5 ranked team at home \_\_\_\_\_ vs. #5 Texas A&M, 4-3 (12) (April 8, 2011)  
 Defeated a Top 5 ranked team on the road \_\_\_\_\_ at #4 Texas, 2-1 (April 16, 2011)  
 Defeated a Top 5 ranked team at a neutral site \_\_\_\_\_ vs. #1 Texas, 4-2 (May 27, 2010)

Defeated a #1 ranked team \_\_\_\_\_ vs. #1 Texas, 4-2 (May 27, 2010)  
 Defeated a #1 ranked team on the road \_\_\_\_\_ at #1 Cal State Fullerton, 11-5 (May 27, 2001)  
 Defeated a #1 ranked team at a neutral site \_\_\_\_\_ vs. #1 Texas, 4-2 (May 27, 2010)

Won a series against a Top 25 ranked team \_\_\_\_\_ vs. #22 Oklahoma State: 10-11, 11-7, 5-3 (May 20-22, 2011)  
 Won a series against a Top 25 ranked team at home \_\_\_\_\_ vs. #22 Oklahoma State: 10-11, 11-7, 5-3 (May 20-22, 2011)  
 Won a series against a Top 25 ranked team on the road \_\_\_\_\_ at #14 Baylor: 6-5, 13-14, 10-6 (10) (March 18-20, 2011)  
 Swept a series against a Top 25 ranked team \_\_\_\_\_ vs. #17 Baylor: 8-7 (10), 5-2, 11-1 (March 17-19, 2002)  
 Played to a tie \_\_\_\_\_ vs. Kansas State, 11-11 (10) (April 15, 2006)

Won 5 or more consecutive midweek home games \_\_\_\_\_ 6 (March 12-May 7, 2013)  
 Won 6 or more consecutive midweek home games \_\_\_\_\_ 6 (March 12-May 7, 2013)



THE LAST TIME A TEXAS TECH TEAM...

Hit back-to-back home runs Mayo, Hanslik, vs. UNLV 8th inn. (April 22, 2009)
Homered on consecutive pitches Rindels, Hall, vs. New Mexico State 2nd inn. (April 23, 2008)
Hit 2 or more home runs in an inning 2, at UCF 3rd inn. (February 23, 2013)
Hit 3 or more home runs in an inning 3, at Dallas Baptist 2nd inn. (April 9, 2013)
Hit 3 or more home runs in a game 3, at Dallas Baptist (April 9, 2013)
Hit 4 or more home runs in a game 6, vs. Missouri (May 2, 2010)
Hit 5 or more home runs in a game 6, vs. Missouri (May 2, 2010)
Hit 6 or more home runs in a game 6, vs. Missouri (May 2, 2010)
Hit 7 or more home runs in a game 8, vs. Missouri (April 5, 1997)
Hit 8 or more home runs in a game 8, vs. Missouri (April 5, 1997)
Hit 2 grand slams in a week Stephen Hagen (April 26), Jamodrick McGruder (April 30), 2011
Hit multiple grand slams in a season 2, Tim Proudfoot (1), Bo Altobelli (1) (2012)
Hit 3 or more grand slams in a season 3, (Hagen, McGruder, Altobelli) (2008)
Hit 4 or more grand slams in a season 4, Blair (3), Edwards (1) (2005)
Homered in 3 or more consecutive innings 3, at New Mexico State, 4th-5th-6th (May 1, 2012)
Homered in 4 or more consecutive games 4 games (May 16-23, 2013)
Homered in 5 or more consecutive games 6 games (April 24-May 2, 2010)
Homered in 6 or more consecutive games 6 games (April 24-May 2, 2010)
Homered in 7 or more consecutive games 7 games (March 10-20, 2010)
Homered in 10 or more consecutive games 13 games (March 3-23, 2002)
Homered in 13 or more consecutive games 13 games (March 3-23, 2002)
Scored 10 or more runs in 3 consecutive games 2010 (February 21-25, 2010)
Scored 10 or more runs in 4 consecutive games 2007 (February 11-27, 2007)
Scored 10 or more runs in 5 consecutive games 2000 (February 2-8, 2000)
Scored 15 or more runs in a game 17, vs. Baylor (May 16, 2013)
Scored 20 or more runs in a game 25, vs. Alabama A&M (March 14, 2012)
Scored 25 or more runs in a game 25, vs. Alabama A&M (March 14, 2012)
Scored 27 or more runs in a game 27, vs. Howard (February 7, 1999)
Scored 31 or more runs in a game 31, vs. College of the Southwest (March 25, 1997)
Scored 10 or more runs in a loss 12-13, vs. UT Arlington (March 10, 2013)
Scored 13 or more runs in a loss 13-14, at New Mexico (April 25, 2012)
Scored 15 or more runs in a loss 16-26, vs. Dallas Baptist (May 7, 2005)
Scored 16 or more runs in a loss 16-26, vs. Dallas Baptist (May 7, 2005)
Scored 17 or more runs in a loss 17-23, vs. New Mexico State (February 5, 2000)
Scored 18 or more runs in a loss 18-19, at Lubbock Christian (March 8, 1986)
Scored 19 or more runs in a loss 19-20, vs. Baylor (March 24, 1984)
Scored 20 or more runs in a loss 20-25, at McMurry (1928)
Scored 10 or more unanswered runs 13, vs. Baylor (May 16, 2013)
Scored 15 or more unanswered runs 21, vs. Alabama A&M (March 13, 2012)
Scored 20 or more unanswered runs 21, vs. Alabama A&M (March 13, 2012)
Scored 25 or more unanswered runs 25, vs. Howard (January 26, 2001)
Scored in 5 consecutive innings 5, 1st-5th inn. vs. #22 Oklahoma State (May 22, 2011)
Scored in 6 consecutive innings 6, 2nd-7th inn. vs. UNLV (March 6, 2007)
Scored 5 or more runs in the first inning 5, vs. Alabama A&M (March 14, 2012)
Scored 6 or more runs in the first inning 6, vs. Northern Illinois (February 26, 2011)
Scored 9 or more runs in the first inning 9, vs. Kansas State (April 20, 2008)
Scored 10 or more runs in the first inning 10, vs. UTSA (February 25, 2008)
Scored in the first inning in 4 or more consecutive games 5, 2012 (February 17-24, 2012)
Scored in the first inning in 5 or more consecutive games 5, 2012 (February 17-24, 2012)
Scored in the first inning in 6 or more consecutive games 6, 2008 (March 9-18, 2008)
Scored 7 or more runs in an inning 7 (4th inn.), vs. Baylor (May 16, 2013)
Scored 8 or more runs in an inning 9 (2nd inn.), at Dallas Baptist (April 9, 2013)
Scored 9 or more runs in an inning 9 (2nd inn.), at Dallas Baptist (April 9, 2013)
Scored 10 or more runs in an inning 10 (1st inn.), vs. UTSA (February 25, 2008)
Scored 11 or more runs in an inning 11 (4th inn.), vs. Dallas Baptist (February 16, 2007)
Scored 13 or more runs in an inning 13 (3rd inn.), vs. Western Illinois (February 20, 2005)
Scored 4 or more runs in 3 different innings vs. Alabama A&M: 1st (5), 3rd (4), 5th (5), 6th (7) (March 14, 2012)
Scored 4 or more runs in 4 different innings vs. Alabama A&M: 1st (5), 3rd (4), 5th (5), 6th (7) (March 14, 2012)
Scored 10 or more runs in a road game 12, at New Mexico State (May 1, 2012)
Scored 15 or more runs in a road game 21, at Kansas (April 25, 2010)
Scored 20 or more runs in a road game 21, at Kansas (April 25, 2010)
Scored 24 or more runs in a road game 24, at Baylor (March 23, 1996)
Scored 25 or more runs in a road game 25, at UTEP (February 24, 1984)
Allowed 10 or more runs in a loss 15, vs. Baylor (May 18, 2013)
Allowed 10 or more runs in a win 15, vs. Missouri (May 2, 2010)
Allowed 15 or more runs in a game 15, vs. Baylor (May 18, 2013)
Allowed 20 or more runs in a game 22, vs. #13 Texas (March 20, 2008)
Allowed 7 or more runs in an inning 8 (5th inn.), vs. Baylor (May 18, 2013)
Allowed 8 or more runs in an inning 8 (5th inn.), vs. Baylor (May 18, 2013)
Allowed 9 or more runs in an inning 9 (1st inn.), at Kansas State (April 6, 2013)
Allowed 10 or more runs in an inning 10, vs. Houston (March 7, 2010)
Allowed 5 or more runs in the first inning 5, vs. Baylor (May 18, 2013)
Allowed 6 or more runs in the first inning 9, at Kansas State (April 6, 2013)
Allowed 7 or more runs in the first inning 9, at Kansas State (April 6, 2013)
Allowed 8 or more runs in the first inning 9, at Kansas State (April 6, 2013)
Allowed 9 or more runs in the first inning 9, at Kansas State (April 6, 2013)
Overcame a deficit of 4 or more runs in a win 4, vs. TCU: 3-7, Won - 8-7 (March 31, 2013)
Overcame a deficit of 5 or more runs in a win 5, at New Mexico State: 0-5, Won - 12-7 (May 1, 2012)
Overcame a deficit of 6 or more runs in a win 9, at Dallas Baptist: 0-9, Won - 13-11 (April 14, 2010)
Overcame a deficit of 7 or more runs in a win 9, at Dallas Baptist: 0-9, Won - 13-11 (April 14, 2010)
Overcame a deficit of 8 or more runs in a win 9, at Dallas Baptist: 0-9, Won - 13-11 (April 14, 2010)
Overcame a deficit of 9 or more runs in a win 9, at Dallas Baptist: 0-9, Won - 13-11 (April 14, 2010)
Overcame a deficit of 3 or more runs in the 9th to win 5, at #22 Oklahoma State: 2-7, Won - 11-8 (May 16, 2004)
Overcame a deficit of 4 or more runs in the 9th to win 5, at #22 Oklahoma State: 2-7, Won - 11-8 (May 16, 2004)
Overcame a deficit of 5 or more runs in the 9th to win 5, at #22 Oklahoma State: 2-7, Won - 11-8 (May 16, 2004)
Won when trailing after 8 innings in back-to-back games at No. 14 Baylor/at Dallas Baptist (March 20, 22, 2011)
Squandered a lead of 4 or more runs in a loss 5, at #13 Arizona State: 5-0, Lost - 5-8 (May 15, 2013)
Squandered a lead of 5 or more runs in a loss 5, at #13 Arizona State: 5-0, Lost - 5-8 (May 15, 2013)
Squandered a lead of 6 or more runs in a loss 8, at Kansas State: 10-2 - Lost 12-13 (April 17, 2005)
Squandered a lead of 7 or more runs in a loss 8, at Kansas State: 10-2 - Lost 12-13 (April 17, 2005)
Squandered a lead of 8 or more runs in a loss 8, at Kansas State: 10-2 - Lost 12-13 (April 17, 2005)
Squandered a multiple-run lead in the 9th in a loss 3, at New Mexico: 13-10 - Lost 13-14 (April 25, 2012)
Had 15 or more hits in a game 21, vs. Baylor (May 20, 2013)
Had 15 or more hits in a win 21, vs. Baylor (May 20, 2013)
Had 20 or more hits in a win 21, vs. Baylor (May 20, 2013)
Had 25 or more hits in a win 26, vs. New Mexico Highlands (April 8, 1998)
Had 30 or more hits in a game 32, vs. College of the Southwest (March 25, 1997)
Had 50 or more hits in a Big 12 series 51, at #14 Baylor (March 18-20, 2011)
Had 15 or more hits in a loss 18, vs. #22 Oklahoma State (May 20, 2011)
Had 16 or more hits in a loss 18, vs. #22 Oklahoma State (May 20, 2011)
Had 20 or more hits in a loss 22, at #14 Baylor (March 19, 2011)

Had at least 15 hits in back-to-back games 15 hits, 16 hits vs. Florida Gulf Coast (March 20-21, 2012)
Had at least 19 hits in back-to-back games 19 hits, 23 hits vs. Alabama A&M (March 13-14, 2012)
Had at least 10 hits in 5 or more consecutive games 6 games (April 24-May 2, 2010)
Had at least 10 hits in 6 or more consecutive games 6 games (April 24-May 2, 2010)
Had at least 10 hits in 9 or more consecutive games 9 games (February 14-March 3, 2006)
Had at least 10 hits in 10 or more consecutive games 10 games (February 1-18, 2003)
Had 4 or more consecutive hits 5 (2B-2B-1B-2B-1B), vs. Baylor, 4th inn. (May 16, 2013)
Had 5 or more consecutive hits 5 (2B-2B-1B-2B-1B), vs. Baylor, 4th inn. (May 16, 2013)
Had 6 or more consecutive hits 8 (2B-1B-2B-2B-1B-1B), vs. Howard Payne, 2nd inn. (April 7, 2004)
Had at least 1 base hit in every inning of a game 15 hits, vs. Northern Illinois (February 26, 2012)
Had 7 or more consecutive batters reach base safely 9, vs. Baylor, 4th inn. (May 16, 2013)
Had 8 or more consecutive batters reach base safely 9, vs. Baylor, 4th inn. (May 16, 2013)
Had 9 or more consecutive batters reach base safely 9, vs. Baylor, 4th inn. (May 16, 2013)
Had 5 or more extra-base hits in an inning 7, at Kansas, 2nd inn. (April 25, 2010)
Had 6 or more extra-base hits in an inning 7, at Kansas, 2nd inn. (April 25, 2010)
Had 7 or more extra-base hits in an inning 7, at Kansas, 2nd inn. (April 25, 2010)
Had 7 or more extra-base hits in a game 7, vs. #27 Oklahoma (March 23, 2012)
Had 8 or more extra-base hits in a game 8, vs. Florida Gulf Coast (March 21, 2012)
Had 9 or more extra-base hits in a game 9, vs. Alabama A&M (March 13, 2012)
Had 10 or more extra-base hits in a game 13, at Kansas (April 25, 2010)
Had 13 or more extra-base hits in a game 13, at Kansas (April 25, 2010)
Had not allowed an extra-base hit in a game vs. Baylor (May 25, 2013)
Had not allowed an extra-base hit in a Big 12 game vs. #19 Oklahoma State (May 3, 2013)
Had all 9 starters score a run in a game 12 runs, vs. #17 New Mexico (April 30, 2013)
Had all 9 starters with a base hit in a game 21 hits, vs. Baylor (May 16, 2013)
Had 3 players score 3 runs each in a game Bell (3), Conley (3), Poteete (3) vs. Baylor (May 16, 2013)
Had 5 or more players score multiple runs in a game 6, vs. Baylor (May 16, 2013)
Had 6 or more players score multiple runs in a game 6, vs. Baylor (May 16, 2013)
Had 7 or more players scored multiple runs in a game 7, vs. Alabama A&M (March 14, 2012)
Had 7 or more players finish with a multi-hit game 7, vs. Baylor (May 16, 2013)
Had 8 or more players finish with a multi-hit game 8, at Kansas (April 25, 2010)
Had 5 or more doubles in a game 5, vs. New Mexico (April 17, 2012)
Had 6 or more doubles in a game 7, vs. Florida Gulf Coast (March 21, 2012)
Had 7 or more doubles in a game 7, vs. Florida Gulf Coast (March 21, 2012)
Had 10 or more doubles in a game 12, at Kansas (April 25, 2010)
Allowed 5 or more doubles in a game 5, at Florida International (February 25, 2013)
Allowed 6 or more doubles in a game 6, vs. BYU (February 24, 2011)
Allowed 7 or more doubles in a game 7, vs. Baylor (May 17, 2008)
Had 3 or more triples in a game 3, vs. Northern Illinois (February 13, 2005)
Had 4 or more triples in a game 4, vs. Texas A&M-Corpus Christi (May 1, 2001)
Allowed 2 or more triples in a game 2, vs. Baylor (May 18, 2013)
Allowed 3 or more triples in a game 4, at #10 Arizona State (March 6, 2012)
Allowed 4 or more triples in a game 4, at #10 Arizona State (March 6, 2012)
Allowed 3 or more home runs in a game 4, at Kansas State (April 6, 2013)
Allowed 4 or more home runs in a game 4, at Kansas State (April 6, 2013)
Allowed 5 or more home runs in a game 7, vs. Gonzaga (March 10, 2010)
Allowed 6 or more home runs in a game 7, vs. Gonzaga (March 10, 2010)
Allowed 7 or more home runs in a game 7, vs. Gonzaga (March 10, 2010)
Did not draw a walk in a game vs. #19 Oklahoma State (May 5, 2013)
Combined with opponent to allow 0 walks in a game at Oklahoma State (April 22, 2012)
Walked 10 or more times in a game 10, vs. Lubbock Christian (April 14, 2013)
Walked 14 or more times in a game 14, vs. Houston (March 7, 2010)
Walked 15 or more times in a game 15, vs. Western Illinois (February 20, 2005)
Allowed 0 walks in a game at Texas (March 15, 2013)
Allowed 0 walks in back-to-back games vs. Texas State (March 7-8, 2003)
Allowed 1 walk in a 3-game series vs. Iowa State (April 7-8, 2001)
Allowed 10 or more walks in a game 12, vs. Baylor (May 18, 2011)
Allowed 14 or more walks in a game 14, at Kansas State (April 17, 2005)
Did not strikeout in a game vs. Alabama A&M (April 21, 2010)
Struck out 10 or more times in a game 10, vs. Baylor (May 25, 2013)
Struck out 15 or more times in a game 18, at #7 Oklahoma (April 3, 2011)
Struck out 18 or more times in a game 18, at #7 Oklahoma (April 3, 2011)
Did not strikeout an opposing batter in a game at Missouri (March 30, 2001)
Struck out 10 or more opposing batters in a game 10, vs. Baylor (May 16, 2013)
Struck out 15 or more opposing batters in a game 17, vs. Northern Illinois (February 15, 2013)
Struck out 20 or more opposing batters in a game 20, at #22 Texas A&M (March 14, 2008)
Struck out 8 or more opposing batters in 5 consecutive games 5, February 17-24, 2012)
Pitching staff held opponent scoreless for 10 consecutive inn. in a game 10, vs. UConn (February 24, 2013)
Pitching staff held opponents 12 or more consecutive scoreless innings 12, March 8-9, 2013
Pitching staff held opponents 15 or more consecutive scoreless innings 18, March 2-3, 2013
Pitching staff held opponents 19 or more consecutive scoreless innings 19, March 2-5, 2013
Had 5 or more hit batters in a game 6, vs. Alabama A&M (March 14, 2012)
Had 6 or more hit batters in a game 6, vs. Alabama A&M (March 14, 2012)
Allowed 5 or more hit batters in a game 5, at Baylor (March 18, 2012)
Allowed 6 or more hit batters in a game 6, at Missouri (April 1, 2005)
Had 5 or more stolen bases in a game 5, vs. Utah Valley (March 13, 2013)
Had 6 or more stolen bases in a game 7, vs. Alabama A&M (March 13, 2012)
Had 7 or more stolen bases in a game 7, vs. Alabama A&M (March 13, 2012)
Had 8 or more stolen bases in a game 8, vs. Texas A&M-Corpus Christi (April 2, 2008)
Had 9 or more stolen bases in a game 10, vs. #13 Oklahoma (April 24, 2004)
Had 10 or more stolen bases in a game 10, vs. #13 Oklahoma (April 24, 2004)
Left 13 or more runners on base 14, at #11 Oklahoma (April 28, 2013)
Left 14 or more runners on base 14, at #11 Oklahoma (April 28, 2013)
Left 15 or more runners on base 16, at #14 Baylor (March 20, 2011)
Left 16 or more runners on base 16, at #14 Baylor (March 20, 2011)
Hit into 3 or more double plays 4, vs. #31 Missouri State (February 19, 2012)
Hit into 4 or more double plays 4, at Oklahoma State (April 22, 2012)
Turned 3 or more double plays 3, vs. New Mexico State (April 23, 2013)
Turned 4 or more double plays 4, vs. TCU (March 29, 2013)
Committed 4 or more errors in a game 4, at Florida International (February 25, 2013)
Committed 5 or more errors in a game 5, vs. Houston (March 7, 2010)
Committed 6 or more errors in a game 6, vs. Kansas State (April 15, 2006)
Threw back-to-back complete games vs. #24 Baylor (March 31, 2006) & vs. #24 Baylor (April 1, 2006)
Combined on a no-hitter 4 pitchers (Beck, Kirk, Boesinger, Shipley) vs. College of the Southwest (March 20, 1990)
Combined on a one-hitter 2 pitchers (von Schamann, Masek) vs. #31 Missouri State (February 17, 2012)
Combined on a two-hitter 4 pitchers (Withrow, Wheeler, Drozd, McCrummen) vs. Northern Illinois (February 17, 2013)
Combined on a three-hitter 4 pitchers (Taylor, Custred, McCrummen, Bauder) vs. Utah Valley (March 13, 2013)





THE LAST TIME A TEXAS TECH PLAYER...

HITTING:

Hit back-to-back home runs \_\_\_\_\_ Jeremy Mayo & Nick Hanslik, vs. UNLV 8th inn. (April 22, 2009)  
 Hit a home run to lead off a game \_\_\_\_\_ Doug Thennis at UTSA (February 25, 2008)  
 Hit a home run for first career base hit \_\_\_\_\_ Duke von Schamann (solo) vs. Iowa (March 11, 2011)  
 Hit an inside-the-park home run \_\_\_\_\_ Devon Conley (3-run) vs. Northern Colorado (February 16, 2013)  
 Hit a pinch-hit home run \_\_\_\_\_ Bonham Hough (2-run) vs. Gonzaga (March 10, 2010)  
 Hit a grand slam \_\_\_\_\_ Tim Proudfoot vs. Kansas (April 21, 2013)  
 Hit a grand slam on the road \_\_\_\_\_ Garrett Totten at Baylor (March 22, 2009)  
 Hit a grand slam (freshman) \_\_\_\_\_ Tim Proudfoot vs. Alabama A&M (March 14, 2012)  
 Hit a grand slam for first career home run \_\_\_\_\_ Tim Proudfoot vs. Alabama A&M (March 14, 2012)  
 Hit a home run in the 9th inning to tie game \_\_\_\_\_ Stephen Hagen vs. Kansas (April 29, 2011)  
 Hit a game-winning home run \_\_\_\_\_ Jarrard Potete at Texas (7th, Solo) (March 15, 2013)  
 Hit a walk-off home run \_\_\_\_\_ Doug Thennis vs. Missouri (9th, Grand Slam) (March 30, 2008)  
 Hit an extra-inning home run \_\_\_\_\_ Stephen Hagen at #9 Texas A&M (12th, Solo) (May 6, 2012)  
 Hit an extra-inning, walk-off home run \_\_\_\_\_ Willie Durazo (10th, Solo) vs. TCU (February 7, 2002)  
 Hit 2 game-winning HR in a week \_\_\_\_\_ Stephen Hagen at New Mexico State (May 1, 2012) at #9 Texas A&M (May 6, 2012)  
 Hit 2 grand slams in a season \_\_\_\_\_ Roger Kieschnick (2008)  
 Hit 3 grand slams in a season \_\_\_\_\_ Cameron Blair (2005)  
 Hit 2 home runs in an inning \_\_\_\_\_ Cameron Blair (2-run/solo - 9th inn.) at Oklahoma State (May 16, 2004)  
 Hit 2 or more home runs in a game \_\_\_\_\_ Stephen Hagen at New Mexico State (May 1, 2012)  
 Hit 3 or more home runs in a game \_\_\_\_\_ Michael Mask vs. Harvard (Game 1) (March 6, 2004)  
 Hit 4 or more home runs in a game \_\_\_\_\_ Johnny Vidales & Todd Howey vs. Sul Ross (March 20, 1984)  
 Homered in consecutive innings \_\_\_\_\_ Stephen Hagen at New Mexico State, 5th and 6th (May 1, 2012)  
 Homered in consecutive at-bats \_\_\_\_\_ Stephen Hagen at New Mexico State, 5th and 6th (May 1, 2012)  
 Homered in consecutive games \_\_\_\_\_ Eric Gutierrez vs. Baylor (May 17-18, 2013)  
 Homered in 3 consecutive games \_\_\_\_\_ Eric Gutierrez vs. Baylor (May 16-18, 2013)  
 Homered in 4 consecutive games \_\_\_\_\_ Eric Gutierrez vs. Baylor (May 16-18), vs. #15 Kansas State (May 23, 2013)

Hit for the cycle \_\_\_\_\_ Chris Richburg vs. New Mexico State (@ Roswell, N.M.) (April 23, 2008)  
 Hit for the natural cycle \_\_\_\_\_ Never Happened  
 Hit for the cycle in a Big 12 game \_\_\_\_\_ Never Happened  
 Hit for the cycle in a non-Big 12 game \_\_\_\_\_ Chris Richburg vs. New Mexico State (@ Roswell, N.M.) (April 23, 2008)

Had a 10-game hit streak \_\_\_\_\_ Bryant Burleson 14 games (April 27-May 25, 2013)  
 Had a 15-game hit streak \_\_\_\_\_ Barrett Barnes 15 games (March 11, 2011-April 3, 2011)  
 Had a 17-game hit streak \_\_\_\_\_ Scott LeJeune 17 games (April 17-May 23, 2010)  
 Had a 20-game hit streak \_\_\_\_\_ Cameron Blair 20 games (April 3-May 9, 2004)  
 Had a 25-game hit streak \_\_\_\_\_ Gera Alvarez 30 games (March 3-April 27, 2002)  
 Had a 30-game hit streak \_\_\_\_\_ Gera Alvarez 30 games (March 3-April 27, 2002)

Reached base safely in at least 25 consecutive games \_\_\_\_\_ Jake Barrios 25 games (March 16-April 30, 2013)  
 Reached base safely in at least 30 consecutive games \_\_\_\_\_ Jamodrick McGruder 39 games (May 23, 2010-April 15, 2011)  
 Reached base safely in at least 35 consecutive games \_\_\_\_\_ Jamodrick McGruder 39 games (May 23, 2010-April 15, 2011)  
 Reached base safely in at least 40 consecutive games \_\_\_\_\_ Cameron Blair 53 games (May 22, 2004-May 16, 2005)  
 Reached base safely in at least 50 consecutive games \_\_\_\_\_ Cameron Blair 53 games (May 22, 2004-May 16, 2005)  
 Reached base safely in at least 53 consecutive games \_\_\_\_\_ Cameron Blair 53 games (May 22, 2004-May 16, 2005)

Reached base in 7 or more consecutive plate appearances \_\_\_\_\_ Brett Bell, 9 (April 21-23, 2013)  
 Reached base in 8 or more consecutive plate appearances \_\_\_\_\_ Brett Bell, 9 (April 21-23, 2013)  
 Reached base in 9 or more consecutive plate appearances \_\_\_\_\_ Brett Bell, 9 (April 21-23, 2013)

Had a walk-off base hit \_\_\_\_\_ Barrett Barnes (1B to SS in the 12th) vs. Houston (April 15, 2012)  
 Had a walk-off base hit in extra-innings \_\_\_\_\_ Barrett Barnes (1B to SS in the 12th) vs. Houston (April 15, 2012)  
 Had a walk-off base-on-balls \_\_\_\_\_ Scott LeJeune (BB w/bases loaded in 9th) vs. #20 Arizona State (March 19, 2013)

Had 7 or more at-bats in a game \_\_\_\_\_ Reid Redman/Scott LeJeune/Bo Altobelli, 7, at #9 Texas A&M (May 6, 2012)

Had 4 or more hits in a game \_\_\_\_\_ Devon Conley, 4, vs. Baylor (May 16, 2013)  
 Had 5 or more hits in a game \_\_\_\_\_ Stephen Hagen 5, at #14 Baylor (March 19, 2011)  
 Had 6 or more hits in a game \_\_\_\_\_ Keith Ginter 6, vs. Kansas (April 10, 1998)

Scored 4 or more runs in a game \_\_\_\_\_ Jamodrick McGruder 4, vs. Florida Gulf Coast (March 21, 2012)  
 Scored 5 or more runs in a game \_\_\_\_\_ Bonham Hough 5, at Kansas (April 25, 2010)  
 Scored 6 or more runs in a game \_\_\_\_\_ Jon Slack 6, vs. Sam Houston State (March 13, 2002)

Hit 2 or more doubles in a game \_\_\_\_\_ Bryant Burleson 2, vs. New Mexico State (April 23, 2013)  
 Hit 3 or more doubles in a game \_\_\_\_\_ Jeremy Mayo 3, at Kansas (April 25, 2010)

Hit 2 or more triples in a game \_\_\_\_\_ Jamodrick McGruder 2, vs. #27 Oklahoma (March 23, 2012)  
 Hit 3 or more triples in a game \_\_\_\_\_ Jason Rainey 3, vs. Texas A&M-Corpus Christi (May 1, 2001)  
 Hit a triple in consecutive games \_\_\_\_\_ Jamodrick McGruder vs. #18 St. John's/Northern Illinois (February 26, 2012)

Had 3 or more extra-base hits in a game \_\_\_\_\_ David Paiz 3, at Kansas State (2 2B, 3B) (February 22, 2011)  
 Had 4 or more extra-base hits in a game \_\_\_\_\_ Roger Kieschnick 4, vs. Army (2 2B, 1 3B, 1 HR) (February 24, 2008)  
 Had 5 or more extra-base hits in a game \_\_\_\_\_ Roger Kieschnick 5, at New Mexico (2 HR, 2 2B, 1 3B) (February 27, 2007)

Had 4 or more RBI in a game \_\_\_\_\_ Tim Proudfoot 5, vs. Baylor (May 25, 2013)  
 Had 5 or more RBI in a game \_\_\_\_\_ Tim Proudfoot 5, vs. Baylor (May 25, 2013)  
 Had 6 or more RBI in a game \_\_\_\_\_ Tim Proudfoot 6, vs. Kansas (April 21, 2013)  
 Had 7 or more RBI in a game \_\_\_\_\_ Chris Richburg 7, vs. Dallas Baptist (May 1, 2007)  
 Had 8 or more RBI in a game \_\_\_\_\_ John Grimes 9, vs. Baylor (March 23, 1984)  
 Had 9 or more RBI in a game \_\_\_\_\_ John Grimes 9, vs. Baylor (March 23, 1984)

Had an RBI in 7 or more consecutive games \_\_\_\_\_ Nick Popescu, 7 (May 10-21, 2011)  
 Had an RBI in 8 or more consecutive games \_\_\_\_\_ Chris Richburg, 8 (May 6-20, 2009)

Had 4 or more walks in a game \_\_\_\_\_ Kevin Whitehead 4, vs. #22 Oklahoma State (May 20, 2011)  
 Had 5 or more walks in a game \_\_\_\_\_ Ryan Ruiz 5, vs. Howard (February 6, 1999)

Had 3 or more intentional walks in a game \_\_\_\_\_ Barrett Barnes 3, vs. #22 Oklahoma State (May 21, 2011)

Had 3 or more hit by pitch in a game \_\_\_\_\_ Cody Fuller 3, vs. College of the Southwest (April 27, 2005)

Stole home \_\_\_\_\_ Bo Altobelli at Kansas (March 31, 2012)  
 Stole home in back-to-back games \_\_\_\_\_ Barrett Barnes at #26 TCU vs. Alabama A&M (March 12-13, 2012)  
 Had 3 or more stolen bases in a game \_\_\_\_\_ Jamodrick McGruder 3, vs. Tennessee Tech (February 18, 2012)  
 Had 4 or more stolen bases in a game \_\_\_\_\_ Willie Rueda 4, vs. Central Arkansas (March 4, 2008)

Had 4 or more strikeouts in a game \_\_\_\_\_ Brett Bell 4, at #11 Oklahoma (April 26, 2013)

Had 10 or more assists in a game \_\_\_\_\_ Bryant Burleson (2B) 10, at #10 Arizona State (March 6, 2012)  
 Had 11 or more assists in a game \_\_\_\_\_ Gera Alvarez (SS) 11, vs. UT-Pan American (May 12, 2002)

Hit into a triple play \_\_\_\_\_ Chris Richburg, at Cal State Fullerton (1st inn.) (February 28, 2009)

PITCHING:

Had 5 or more consecutive scoreless outings \_\_\_\_\_ Andre Wheeler, 5 (March 3-10, 2013)  
 Had 6 or more consecutive scoreless outings \_\_\_\_\_ Jerad McCrummen, 6 (May 22, 2011-March 3, 2012)  
 Had 7 or more consecutive scoreless outings \_\_\_\_\_ Aaron Corwin, 7 (April 10-30, 2011)  
 Had 8 or more consecutive scoreless outings \_\_\_\_\_ Colt Hynes, 9 (February 3-March 21, 2006)  
 Had 9 or more consecutive scoreless outings \_\_\_\_\_ Colt Hynes, 9 (February 3-March 21, 2006)  
 Had 10 or more consecutive scoreless outings \_\_\_\_\_ Adrian Soto, 10 (February 24-May 12, 2002)

Had a scoreless streak of at least 10 innings \_\_\_\_\_ Jonny Drozd, 17.2 (May 5-25, 2013)  
 Had a scoreless streak of at least 15 innings \_\_\_\_\_ Jonny Drozd, 17.2 (May 5-25, 2013)  
 Had a scoreless streak of at least 20 innings \_\_\_\_\_ Trey Masek, 32.1 (February 16-March 16, 2013)  
 Had a scoreless streak of at least 25 innings \_\_\_\_\_ Trey Masek, 32.1 (February 16-March 16, 2013)  
 Had a scoreless streak of at least 30 innings \_\_\_\_\_ Trey Masek, 32.1 (February 16-March 16, 2013)

Threw a 7-inning no-hitter \_\_\_\_\_ Ramey Brandon vs. Eastern New Mexico - 2-0 (April 2, 1962)  
 Threw a 9-inning no-hitter \_\_\_\_\_ Ruben Garcia at Baylor - 1-0 (April 23, 1971)

Carried a no-hitter through 5.0 or more innings \_\_\_\_\_ David Paiz, 5.0 IP, vs. Northern Illinois (February 27, 2012)  
 Carried a no-hitter through 5.1 or more innings \_\_\_\_\_ A.J. Ramos, 5.1 IP, vs. Kansas (April 20, 2007)  
 Carried a no-hitter through 6.0 or more innings \_\_\_\_\_ Nathan Fouts, 6.1 IP, vs. Texas State (February 17, 2002)

Retired 17 or more consecutive hitters \_\_\_\_\_ 19, Trey Masek, 8.0 IP (2nd-to-8th), vs. UT Arlington (March 9, 2013)  
 Retired 17 or more consecutive hitters in relief \_\_\_\_\_ 17, Brennan Stewart, 6.1 IP, vs. UTSA (April 5, 2011)

Pitched 10 or more consecutive innings without allowing a walk \_\_\_\_\_ Jonny Drozd, 12.2 IP (April 9-26, 2013)  
 Pitched 15 or more consecutive innings without allowing a walk \_\_\_\_\_ Trey Masek, 19.1 IP (February 24-March 16, 2013)  
 \_\_\_\_\_ Jonny Drozd, 16.2 IP (February 26-March 12, 2013)  
 Pitched 20 or more consecutive innings without allowing a walk \_\_\_\_\_ Duke von Schamann, 26.1 IP (March 30-April 28, 2012)  
 Pitched 25 or more consecutive innings without allowing a walk \_\_\_\_\_ Duke von Schamann, 26.1 IP (March 30-April 28, 2012)

Pitched 50 or more consecutive IP without allowing a home run \_\_\_\_\_ Trey Masek, 132.2 IP, (May 26, 2011-May 23, 2013)  
 \_\_\_\_\_ Jerad McCrummen, 77.0 IP, (March 11, 2011-May 24, 2013)  
 Pitched 60 or more consecutive IP without allowing a home run \_\_\_\_\_ Trey Masek, 132.2 IP, (May 26, 2011-May 23, 2013)  
 \_\_\_\_\_ Jerad McCrummen, 77.0 IP, (March 11, 2011-May 24, 2013)  
 Pitched 70 or more consecutive IP without allowing a home run \_\_\_\_\_ Trey Masek, 132.2 IP, (May 26, 2011-May 23, 2013)  
 \_\_\_\_\_ Jerad McCrummen, 77.0 IP, (March 11, 2011-May 24, 2013)

Pitched 80 or more consecutive IP without allowing a home run \_\_\_\_\_ Trey Masek, 132.2 IP, (May 26, 2011-May 23, 2013)  
 Pitched 90 or more consecutive IP without allowing a home run \_\_\_\_\_ Trey Masek, 132.2 IP, (May 26, 2011-May 23, 2013)  
 Pitched 100 or more consecutive IP without allowing a home run \_\_\_\_\_ Trey Masek, 132.2 IP, (May 26, 2011-May 23, 2013)  
 Pitched 110 or more consecutive IP without allowing a home run \_\_\_\_\_ Trey Masek, 132.2 IP, (May 26, 2011-May 23, 2013)  
 Pitched 120 or more consecutive IP without allowing a home run \_\_\_\_\_ Trey Masek, 132.2 IP, (May 26, 2011-May 23, 2013)

Struck out the side in the first inning \_\_\_\_\_ Corey Taylor vs. Utah Valley (March 13, 2013)  
 Struck out the side in the ninth inning \_\_\_\_\_ Dominic Moreno vs. Baylor (May 17, 2013)  
 Struck out 4 or more consecutive hitters \_\_\_\_\_ 4, Corey Taylor, vs. Utah Valley (March 13, 2013)  
 Struck out 5 or more consecutive hitters \_\_\_\_\_ 5, Daniel Coulombe, vs. Northern Illinois (February 25, 2012)  
 Struck out at least 2 hitters in 5 or more innings in one game \_\_\_\_\_ 5, Corey Taylor, vs. Utah Valley (March 13, 2013)  
 Struck out at least 2 hitters in 6 or more innings in one game \_\_\_\_\_ 6, Bobby Doran, vs. Missouri (May 1, 2010)  
 Had at least one strikeout in 7 consecutive innings in one game \_\_\_\_\_ 8, Trey Masek, vs. La Salle (March 2, 2013)  
 Had at least one strikeout in 8 consecutive innings in one game \_\_\_\_\_ 8, Trey Masek, vs. La Salle (March 2, 2013)  
 Struck out at least 10 batters in 3 outings during season \_\_\_\_\_ Miles Morgan, 2006

Struck out 10 or more batters in a game \_\_\_\_\_ 12, Corey Taylor, vs. Utah Valley (March 13, 2013)  
 Struck out 11 or more batters in a game \_\_\_\_\_ 12, Corey Taylor, vs. Utah Valley (March 13, 2013)  
 Struck out 12 or more batters in a game \_\_\_\_\_ 12, Corey Taylor, vs. Utah Valley (March 13, 2013)  
 Struck out 13 or more batters in a game \_\_\_\_\_ 16, Bobby Doran, vs. Missouri (May 1, 2010)  
 Struck out 14 or more batters in a game \_\_\_\_\_ 16, Bobby Doran, vs. Missouri (May 1, 2010)  
 Struck out 15 or more batters in a game \_\_\_\_\_ 16, Bobby Doran, vs. Missouri (May 1, 2010)  
 Struck out 16 or more batters in a game \_\_\_\_\_ 16, Bobby Doran, vs. Missouri (May 1, 2010)

Struck out 6 or more batters in a game in relief \_\_\_\_\_ 6, Dominic Moreno, vs. Lubbock Christian (April 14, 2013)  
 Struck out 7 or more batters in a game in relief \_\_\_\_\_ 7, Brennan Stewart, vs. UTSA (April 5, 2011)  
 Struck out 8 or more batters in a game in relief \_\_\_\_\_ 9, Steve Rowe, vs. Kansas State (April 5, 2002)  
 Struck out 9 or more batters in a game in relief \_\_\_\_\_ 9, Steve Rowe, vs. Kansas State (April 5, 2002)

Pitched 7.0 IP or more in career debut (starter) \_\_\_\_\_ 7.0 IP, Rusty Shellhorn, vs. Tennessee Tech (February 19, 2011)  
 Pitched 7.0 IP or more in Big 12 career debut (starter) \_\_\_\_\_ 7.1, Corey Taylor, vs. TCU (March 29, 2013)  
 Pitched 7.1 IP or more in Big 12 career debut (starter) \_\_\_\_\_ 7.1, Corey Taylor, vs. TCU (March 29, 2013)  
 Struck out 6 or more batters in a career debut (starter) \_\_\_\_\_ 11, Dominic Moreno, vs. Northern Illinois (February 15, 2013)  
 Struck out 7 or more batters in a career debut (starter) \_\_\_\_\_ 11, Dominic Moreno, vs. Northern Illinois (February 15, 2013)  
 Struck out 8 or more batters in a career debut (starter) \_\_\_\_\_ 11, Dominic Moreno, vs. Northern Illinois (February 15, 2013)  
 Struck out 9 or more batters in a career debut (starter) \_\_\_\_\_ 11, Dominic Moreno, vs. Northern Illinois (February 15, 2013)  
 Struck out 10 or more batters in a career debut (starter) \_\_\_\_\_ 11, Dominic Moreno, vs. Northern Illinois (February 15, 2013)  
 Struck out 11 or more batters in a career debut (starter) \_\_\_\_\_ 11, Dominic Moreno, vs. Northern Illinois (February 15, 2013)

Pitched a complete-game loss \_\_\_\_\_ Trey Masek (8.0 IP) vs. #15 Kansas State (May 23, 2013)

Pitched a 7-inning, complete game \_\_\_\_\_ Dusty Buck vs. #17 Baylor (May 19, 2002)

Pitched 9 or more innings \_\_\_\_\_ 9.0, Trey Masek vs. #19 Oklahoma State (May 3, 2013)  
 Pitched 9 or more scoreless innings \_\_\_\_\_ 9.0, Trey Masek vs. La Salle (March 2, 2013)  
 Pitched a 9-inning, complete game \_\_\_\_\_ 9.0, Trey Masek vs. #19 Oklahoma State (May 3, 2013)  
 Pitched a 9-inning, complete-game shutout \_\_\_\_\_ Trey Masek vs. La Salle, 3-0 (March 2, 2013)

Pitched 8 or more innings in 4 consecutive starts \_\_\_\_\_ 4, Trey Masek (February 24-March 16, 2013)  
 Pitched back-to-back scoreless starts \_\_\_\_\_ Jonny Drozd vs. Oklahoma State (May 5, 2013), vs. Baylor (May 17, 2013)  
 Pitched back-to-back scoreless Big 12 starts \_\_\_\_\_ Jonny Drozd vs. Oklahoma State (May 5, 2013), vs. Baylor (May 17, 2013)

Pitched 3 consecutive scoreless starts \_\_\_\_\_ 3, Trey Masek vs. BYU (February 16, 2013), vs. UConn (February 24), vs. La Salle (March 2)  
 Pitched 4 consecutive scoreless starts \_\_\_\_\_ 4, Trey Masek vs. BYU (February 16, 2013), vs. UConn (February 24), vs. La Salle (March 2), vs. UT Arlington (March 9)

Pitched back-to-back complete games in a DH \_\_\_\_\_ A.J. Ramos/Chad Bettis at #11 Oklahoma (April 11, 2009)  
 Started in back-to-back games \_\_\_\_\_ Ben Flora, 2011 - vs. Northwestern (2/20), vs. BYU (2/24)  
 Pitched 2 CG in Big 12 play \_\_\_\_\_ 2, Duke von Schamann, vs. #27 Oklahoma (March 23, 2012), at Kansas (March 30, 2012)  
 Pitched 3 CG in Big 12 play \_\_\_\_\_ 3, Miles Morgan, vs. #16 Texas (March 18, 2006), vs. #24 Baylor (March 31, 2006), at #6 Texas (April 13, 2006)  
 Pitched back-to-back CG \_\_\_\_\_ Duke von Schamann, vs. #27 Oklahoma (March 23, 2012), at Kansas (March 30, 2012)  
 Pitched 3 consecutive CG \_\_\_\_\_ Chris Phillips at New Mexico (February 2, 2002), vs. TCU (February 7, 2002), vs. Houston (February 15, 2002)

2013 TEXAS TECH MLB DRAFT PICKS



**5th Round**  
**Trey Masek - RHP**  
**CHICAGO CUBS**



**15th Round**  
**Andre Wheeler - LHP**  
**CHICAGO WHITE SOX**



**23rd Round**  
**Jerad McCrummen - RHP**  
**COLORADO ROCKIES**



TEXAS TECH SIGNEEES TAKEN IN MLB DRAFT

| ROUND (PICK) | POS | PLAYER         | ORGANIZATION        |
|--------------|-----|----------------|---------------------|
| 3rd (84)     | RHP | Casey Meisner  | New York Mets       |
| 5th (153)    | RHP | Thaddius Lowry | Chicago White Sox   |
| 8th (246)    | RHP | Zac Reinger    | Detroit Tigers      |
| 13th (394)   | LHP | Ty Damron      | Los Angeles Dodgers |
| 36th (1,088) | RHP | Ryan Moseley   | Tampa Bay Rays      |






**TREY MASEK**

National Pitcher of the Year Watch List  
Nation's Top Pitcher Award



**TREY MASEK**

Gregg Olson Breakout Player of the Year  
Nation's Top Breakout Player



**TREY MASEK**

Golden Spikes Award  
Nation's Top Player



**2013  
BIG 12  
CONFERENCE  
REVIEW**



2013 BIG 12 CONFERENCE REVIEW

FINAL BIG 12 CONFERENCE STANDINGS

| School            | BIG 12      | Pct.        | Overall      | Pct.        |
|-------------------|-------------|-------------|--------------|-------------|
| * Kansas State    | 16-8        | .667        | 45-19        | .703        |
| Oklahoma State    | 13-10       | .565        | 41-19        | .683        |
| # Oklahoma        | 13-11       | .542        | 43-21        | .672        |
| West Virginia     | 13-11       | .542        | 33-26        | .559        |
| Baylor            | 12-11       | .522        | 27-28        | .491        |
| Kansas            | 12-12       | .500        | 34-25        | .576        |
| TCU               | 12-12       | .500        | 29-28        | .509        |
| <b>Texas Tech</b> | <b>9-15</b> | <b>.375</b> | <b>26-30</b> | <b>.464</b> |
| Texas             | 7-17        | .292        | 27-24        | .529        |

\* Big 12 Regular Season Champions  
# Big 12 Tournament Champions

BIG 12 CHAMPIONSHIPS

- Chickasaw Bricktown Ballpark (Oklahoma City, Okla.)

Thursday, May 23

Game 1: #4 Oklahoma defeated #5 Baylor, 2-0  
**Game 2: #1 Kansas State defeated #8 Texas Tech, 4-3**  
 Game 3: #6 Kansas defeated #3 West Virginia, 7-2  
 Game 4: #7 TCU defeated #2 Oklahoma State, 8-4

Friday, May 24

**Game 5: #4 Oklahoma defeated #8 Texas Tech, 8-0**  
 Game 6: #1 Kansas State defeated #5 Baylor, 13-9  
 Game 7: #3 West Virginia defeated #7 TCU, 10-3  
 Game 8: #6 Kansas defeated #2 Oklahoma State, 5-3

Saturday, May 25

**Game 9: #8 Texas Tech defeated #5 Baylor, 8-2**  
 Game 10: #4 Oklahoma defeated #1 Kansas State, 7-6 (11 inn.)  
 Game 11: #3 West Virginia defeated #2 Oklahoma State, 6-5 (10 inn.)  
 Game 12: #6 Kansas defeated #7 TCU, 4-0

Sunday, May 26

Game 13: #4 Oklahoma defeated #6 Kansas, 7-2

Big 12 Tournament Champions: Oklahoma

ALL-TOURNAMENT TEAM

- C Anthony Hermelyn, Oklahoma
- 1B Matt Oberste, Oklahoma
- 2B Hector Lorenzana, Oklahoma
- SS Kevin Kuntz, Kansas
- 3B Garrett Carey, Oklahoma
- OF Michael Suiter, Kansas
- OF Max White, Oklahoma
- OF Jacob Rice, West Virginia
- DH Connor McKay, Kansas
- P \* Jonathan Gray (SP), Oklahoma
- P Jordan Piche' (RP), Kansas
- P Trevor Seidenberger (RP), TCU

\* Most Outstanding Player

ALL-BIG 12 AWARDS

Player of the Year: Ross Kivett, Kansas State, Jr., INF  
 Pitcher of the Year: Harrison Musgrave, West Virginia, So., LHP  
 Newcomer of the Year: Jordan Piche', Kansas, Jr., RHP  
 Freshman of the Year: Jake Matthyis, Kansas State, Fr., RHP  
 Scholar-Athletes of the Year: Jared King, Kansas State, Jr., OF & Jantzen Witte, TCU, RS Sr., INF  
 Coach of the Year: Brad Hill, Kansas State

ALL-BIG 12 FIRST TEAM

|     |                   |                |     |
|-----|-------------------|----------------|-----|
| INF | Cal Toweey        | Baylor         | Sr. |
| INF | Shane Conlon      | Kansas State   | So. |
| INF | Austin Fisher     | Kansas State   | So. |
| INF | Ross Kivett       | Kansas State   | Jr. |
| INF | Matt Oberste      | Oklahoma       | Jr. |
| C   | Blair DeBord      | Kansas State   | Jr. |
| OF  | Jared King        | Kansas State   | Jr. |
| OF  | Zach Fish         | Oklahoma State | So. |
| OF  | Mark Payton       | Texas          | Jr. |
| DH  | Nathan Orf        | Baylor         | Sr. |
| UTL | Tanner Witt       | Kansas State   | Sr. |
| SP  | Jonathan Gray     | Oklahoma       | Jr. |
| SP  | Preston Morrison  | TCU            | So. |
| SP  | Harrison Musgrave | West Virginia  | So. |
| RP  | Jordan Piche'     | Kansas         | Jr. |
| RP  | Jake Matthyis     | Kansas State   | Fr. |
| RP  | Vince Wheeland    | Oklahoma State | Jr. |

ALL-BIG 12 SECOND TEAM

|     |                     |                   |            |
|-----|---------------------|-------------------|------------|
| INF | Lawton Langford     | Baylor            | Jr.        |
| INF | Tanner Krietemeier  | Oklahoma State    | Jr.        |
| INF | Jantzen Witte       | TCU               | RS Sr.     |
| INF | <b>Jake Barrios</b> | <b>Texas Tech</b> | <b>Jr.</b> |
| INF | Ryan McBroom        | West Virginia     | Jr.        |
| C   | Victor Romero       | Oklahoma State    | Sr.        |
| OF  | Michael Suiter      | Kansas            | OF         |
| OF  | Craig Aiken         | Oklahoma          | Fr.        |
| OF  | Max White           | Oklahoma          | Sr.        |
| DH  | Matt Frazer         | West Virginia     | Jr.        |
| UTL | Randy McCurry       | Oklahoma State    | Jr.        |
| SP  | Dillon Overton      | Oklahoma          | Jr.        |
| SP  | Jason Hursh         | Oklahoma State    | So.        |
| SP  | Dillon Peters       | Texas             | So.        |
| RP  | Crayton Bare        | Baylor            | Sr.        |
| RP  | Jacob Evans         | Oklahoma          | Fr.        |
| RP  | Alex Young          | TCU               | Fr.        |

ALL-BIG 12 HONORABLE MENTION

**Baylor:** Max Garner, RHP, Sr.; Jake Miller, INF, Sr.; Dillon Newman, RHP, Jr.; Grayson Porter, OF, So.  
**Kansas:** Alex DeLeon, INF, Sr.; Kaiana Eldredge, C., Jr.; Kevin Kuntz, INF, Sr.; Justin Protacio, INF, So.; Dakota Smith, OF, So.; Thomas Taylor, RHP, Sr.  
**Kansas State:** Jon Davis, OF, Sr.  
**Oklahoma:** Anthony Hermelyn, C, Fr.; Jack Mayfield, INF, Sr.  
**Oklahoma State:** Tyler Nurdin, LHP, So.; Mark Robinette, RHP, Jr.; Saulyer Saxon, OF, Jr.; Donnie Watson, INF, Fr.  
**TCU:** Paul Hendrix, INF, Jr.; Boomer White, OF, Fr.  
**Texas:** Ty Marlow, INF/RHP, Jr.  
**Texas Tech:** Jarrard Poteete, DH, Fr.; Trey Masek, Jr., RHP  
**West Virginia:** Bobby Boyd, OF, So.; Billy Fleming, INF, So.; Alan Filairo, C, Sr.; Jacob Rice, OF, Jr.; Brady Wilson, OF, Sr.; Ryan Tuntland, INF, Jr.

ALL-FRESHMAN TEAM

|     |                        |                   |
|-----|------------------------|-------------------|
| P   | Jake Matthyis          | Kansas State      |
| P   | Levi MaVorhis          | Kansas State      |
| OF  | Craig Aiken            | Oklahoma          |
| P   | Jacob Evans            | Oklahoma          |
| P   | Ralph Garza            | Oklahoma          |
| C   | Anthony Hermelyn       | Oklahoma          |
| INF | Donnie Watson          | Oklahoma State    |
| P   | Riley Ferrell          | TCU               |
| OF  | Boomer White           | TCU               |
| P   | Alex Young             | TCU               |
| INF | C.J. Hinojosa          | Texas             |
| DH  | <b>Jarrard Poteete</b> | <b>Texas Tech</b> |





2013 FINAL STATISTICS

| TEAM BATTING |                   | G         | AVG         | OB%         | SLG%        | AB          | R          | H          | 2B        | 3B        | HR        | RBI        | BB         | SO         | SB        | SBA       | S         | SF        |
|--------------|-------------------|-----------|-------------|-------------|-------------|-------------|------------|------------|-----------|-----------|-----------|------------|------------|------------|-----------|-----------|-----------|-----------|
| 1.           | Kansas State      | 64        | .322        | .406        | .439        | 2199        | 412        | 708        | 115       | 28        | 29        | 368        | 244        | 363        | 99        | 152       | 41        | 40        |
| 2.           | Oklahoma State    | 60        | .283        | .375        | .401        | 2012        | 339        | 569        | 121       | 12        | 31        | 300        | 245        | 392        | 80        | 102       | 74        | 27        |
| 3.           | Oklahoma          | 64        | .281        | .358        | .391        | 2171        | 351        | 611        | 104       | 19        | 32        | 314        | 193        | 325        | 61        | 93        | 77        | 33        |
| 4.           | West Virginia     | 59        | .275        | .345        | .381        | 2018        | 295        | 555        | 96        | 11        | 32        | 264        | 165        | 339        | 68        | 106       | 31        | 21        |
| 5.           | Kansas            | 59        | .268        | .348        | .354        | 1975        | 301        | 530        | 101       | 12        | 15        | 265        | 208        | 322        | 98        | 124       | 78        | 35        |
| 6.           | Baylor            | 55        | .266        | .357        | .342        | 1862        | 269        | 496        | 75        | 10        | 15        | 242        | 210        | 376        | 70        | 101       | 35        | 28        |
| 7.           | Texas             | 51        | .259        | .341        | .346        | 1655        | 196        | 429        | 69        | 19        | 12        | 182        | 172        | 340        | 51        | 67        | 51        | 13        |
| 8.           | <b>Texas Tech</b> | <b>56</b> | <b>.259</b> | <b>.361</b> | <b>.339</b> | <b>1864</b> | <b>304</b> | <b>482</b> | <b>73</b> | <b>10</b> | <b>19</b> | <b>280</b> | <b>244</b> | <b>407</b> | <b>58</b> | <b>75</b> | <b>21</b> | <b>28</b> |
| 9.           | TCU               | 57        | .246        | .335        | .317        | 1892        | 246        | 465        | 74        | 11        | 13        | 226        | 220        | 362        | 38        | 53        | 52        | 22        |

| TEAM PITCHING |                   | G         | ERA         | BAvg        | W         | L         | IP           | H          | R          | ER         | BB         | SO         | CG       | HR        | SHO      | SV        | BB/9        | SO/9        |
|---------------|-------------------|-----------|-------------|-------------|-----------|-----------|--------------|------------|------------|------------|------------|------------|----------|-----------|----------|-----------|-------------|-------------|
| 1.            | Texas             | 51        | 2.63        | .226        | 27        | 24        | 449.0        | 370        | 163        | 131        | 137        | 319        | 3        | 7         | 8        | 11        | 2.75        | 6.39        |
| 2.            | TCU               | 57        | 2.78        | .230        | 29        | 28        | 514.1        | 432        | 199        | 159        | 159        | 449        | 3        | 12        | 6        | 10        | 2.78        | 7.86        |
| 3.            | Oklahoma          | 64        | 2.95        | .245        | 43        | 21        | 582.2        | 531        | 241        | 191        | 184        | 533        | 8        | 18        | 7        | 13        | 2.84        | 8.23        |
| 4.            | Oklahoma State    | 60        | 3.04        | .250        | 41        | 19        | 538.2        | 508        | 220        | 182        | 148        | 447        | 6        | 14        | 7        | 11        | 2.47        | 7.47        |
| 5.            | Kansas            | 59        | 3.45        | .258        | 34        | 25        | 535.1        | 520        | 263        | 205        | 193        | 353        | 3        | 16        | 9        | 14        | 3.24        | 5.93        |
| 6.            | West Virginia     | 59        | 3.88        | .256        | 33        | 26        | 523.2        | 507        | 280        | 226        | 212        | 354        | 6        | 25        | 6        | 11        | 3.64        | 6.08        |
| 7.            | Kansas State      | 64        | 3.91        | .262        | 45        | 19        | 569.0        | 569        | 287        | 247        | 187        | 381        | 3        | 30        | 2        | 19        | 2.96        | 6.03        |
| 8.            | Baylor            | 55        | 3.99        | .249        | 27        | 28        | 489.0        | 449        | 252        | 217        | 204        | 349        | 3        | 20        | 5        | 10        | 3.75        | 6.42        |
| 9.            | <b>Texas Tech</b> | <b>56</b> | <b>4.86</b> | <b>.289</b> | <b>26</b> | <b>30</b> | <b>491.0</b> | <b>544</b> | <b>291</b> | <b>265</b> | <b>204</b> | <b>383</b> | <b>3</b> | <b>27</b> | <b>6</b> | <b>11</b> | <b>3.74</b> | <b>7.02</b> |

| TEAM FIELDING |                   | PO          | A          | E         | DP        | PCT         |
|---------------|-------------------|-------------|------------|-----------|-----------|-------------|
| 1.            | Texas             | 1347        | 567        | 50        | 43        | .975        |
| 2.            | <b>Texas Tech</b> | <b>1473</b> | <b>663</b> | <b>56</b> | <b>68</b> | <b>.974</b> |
| 3.            | Kansas State      | 1707        | 732        | 64        | 45        | .974        |
| 4.            | TCU               | 1543        | 730        | 65        | 48        | .972        |
| 5.            | Kansas            | 1606        | 632        | 64        | 49        | .972        |
| 6.            | Oklahoma          | 1748        | 648        | 72        | 53        | .971        |
| 7.            | Oklahoma State    | 1616        | 680        | 73        | 45        | .969        |
| 8.            | Baylor            | 1467        | 618        | 70        | 53        | .968        |
| 9.            | West Virginia     | 1571        | 596        | 92        | 39        | .959        |





2012 FINAL STATISTICS - BIG 12 LEADERS (HITTING)

INDIVIDUAL BATTING

| Min. 2.5 AB/Team game |                             | CL        | G         | AVG         | OB%         | SLG%        | AB         | R         | H         | 2B        | 3B       | HR       | RBI       | BB        | SO        | SB        | SBA       | S        | SF       |
|-----------------------|-----------------------------|-----------|-----------|-------------|-------------|-------------|------------|-----------|-----------|-----------|----------|----------|-----------|-----------|-----------|-----------|-----------|----------|----------|
| 1.                    | Payton, Mark-UT             | JR        | 50        | .393        | .483        | .545        | 178        | 27        | 70        | 11        | 8        | 0        | 29        | 28        | 23        | 3         | 6         | 7        | 1        |
| 2.                    | Orf, Nathan-BU              | SR        | 55        | .377        | .470        | .470        | 215        | 36        | 81        | 15        | 1        | 1        | 34        | 25        | 26        | 4         | 15        | 3        | 0        |
| 3.                    | Oberste, Matt-OU            | JR        | 64        | .373        | .458        | .622        | 241        | 53        | 90        | 19        | 4        | 11       | 60        | 26        | 33        | 13        | 18        | 3        | 5        |
| 4.                    | Fisher, Austin-KSU          | SO        | 60        | .361        | .443        | .514        | 208        | 43        | 75        | 20        | 3        | 2        | 38        | 21        | 36        | 3         | 10        | 5        | 3        |
| 5.                    | Kivett, Ross-KSU            | JR        | 64        | .360        | .440        | .483        | 261        | 57        | 94        | 15        | 4        | 3        | 39        | 29        | 28        | 26        | 36        | 4        | 2        |
| 6.                    | Conlon, Shane-KSU           | SO        | 63        | .341        | .430        | .502        | 249        | 56        | 85        | 13        | 3        | 7        | 28        | 25        | 30        | 17        | 21        | 9        | 3        |
| 7.                    | Witt, Tanner-KSU            | SR        | 63        | .337        | .398        | .402        | 261        | 49        | 88        | 8         | 3        | 1        | 36        | 28        | 32        | 7         | 14        | 3        | 7        |
| 8.                    | King, Jared-KSU             | JR        | 59        | .335        | .439        | .523        | 218        | 52        | 73        | 16        | 2        | 7        | 53        | 34        | 22        | 14        | 19        | 1        | 6        |
| 9.                    | Rice, Jacob-WVU             | JR        | 56        | .333        | .383        | .420        | 219        | 34        | 73        | 13        | 0        | 2        | 30        | 13        | 34        | 12        | 22        | 2        | 2        |
| 10.                   | DeBord, Blair-KSU           | JR        | 60        | .327        | .418        | .392        | 199        | 33        | 65        | 11        | 1        | 0        | 37        | 26        | 26        | 6         | 8         | 3        | 5        |
| 11.                   | Tuntland, Ryan-WVU          | JR        | 56        | .325        | .416        | .425        | 200        | 32        | 65        | 9         | 1        | 3        | 36        | 29        | 35        | 7         | 11        | 1        | 4        |
| 12.                   | Santigate, RJ-KSU           | JR        | 60        | .324        | .409        | .360        | 222        | 32        | 72        | 4         | 2        | 0        | 29        | 29        | 33        | 11        | 16        | 5        | 0        |
| 13.                   | DeLeon, Alex-KU             | SR        | 56        | .319        | .398        | .559        | 204        | 35        | 65        | 19        | 0        | 10       | 46        | 20        | 37        | 4         | 4         | 1        | 3        |
| 14.                   | Krietemeier, Tanne-OSU      | JR        | 60        | .314        | .415        | .445        | 229        | 42        | 72        | 14        | 2        | 4        | 45        | 33        | 42        | 7         | 8         | 7        | 4        |
| 15.                   | Boyd, Bobby-WVU             | SO        | 55        | .314        | .367        | .376        | 210        | 33        | 66        | 7         | 3        | 0        | 24        | 15        | 17        | 17        | 23        | 7        | 1        |
| 16.                   | McCurry, Randy-OSU          | SR        | 57        | .314        | .368        | .448        | 223        | 32        | 70        | 21        | 0        | 3        | 41        | 17        | 37        | 5         | 7         | 4        | 3        |
| 17.                   | White, Boomer-TCU           | FR        | 53        | .314        | .355        | .410        | 188        | 18        | 59        | 13        | 1        | 1        | 27        | 10        | 19        | 2         | 4         | 7        | 2        |
| 18.                   | Hinojosa, C.J-UT            | FR        | 51        | .311        | .368        | .416        | 190        | 19        | 59        | 10        | 2        | 2        | 29        | 18        | 26        | 3         | 4         | 7        | 3        |
| 19.                   | White, Max-OU               | SR        | 64        | .310        | .373        | .408        | 255        | 53        | 79        | 12        | 2        | 3        | 33        | 18        | 36        | 9         | 10        | 6        | 4        |
| 20.                   | Kuntz, Kevin-KU             | SR        | 47        | .310        | .368        | .345        | 168        | 24        | 52        | 6         | 0        | 0        | 22        | 15        | 11        | 12        | 13        | 30       | 1        |
| 21.                   | Suiter, Michael-KU          | SO        | 59        | .309        | .372        | .377        | 223        | 40        | 69        | 10        | 1        | 1        | 29        | 20        | 23        | 17        | 22        | 3        | 3        |
| 22.                   | Davis, Jon-KSU              | SR        | 63        | .302        | .428        | .476        | 212        | 49        | 64        | 14        | 4        | 5        | 42        | 30        | 50        | 10        | 17        | 1        | 6        |
| 23.                   | Saxon, Saulyer-OSU          | JR        | 53        | .301        | .399        | .361        | 166        | 30        | 50        | 8         | 1        | 0        | 18        | 17        | 36        | 6         | 8         | 11       | 0        |
| 24.                   | Romero, Victor-OSU          | SR        | 54        | .300        | .437        | .441        | 170        | 26        | 51        | 12        | 0        | 4        | 29        | 32        | 30        | 4         | 7         | 1        | 1        |
| <b>25.</b>            | <b>Barrios, Jake-TTU</b>    | <b>JR</b> | <b>53</b> | <b>.297</b> | <b>.354</b> | <b>.432</b> | <b>185</b> | <b>27</b> | <b>55</b> | <b>8</b>  | <b>4</b> | <b>3</b> | <b>48</b> | <b>13</b> | <b>18</b> | <b>2</b>  | <b>4</b>  | <b>3</b> | <b>7</b> |
| 26.                   | Fleming, Billy-WVU          | SO        | 55        | .294        | .356        | .360        | 197        | 27        | 58        | 11        | 1        | 0        | 23        | 13        | 19        | 2         | 4         | 6        | 2        |
| 27.                   | Weiss, Erich-UT             | JR        | 49        | .294        | .394        | .384        | 177        | 28        | 52        | 7         | 3        | 1        | 24        | 24        | 43        | 7         | 7         | 1        | 1        |
| 28.                   | Witte, Jantzen-TCU          | SR        | 57        | .293        | .383        | .428        | 208        | 28        | 61        | 15        | 2        | 3        | 34        | 32        | 25        | 3         | 5         | 3        | 6        |
| 29.                   | Towey, Cal-BU               | SR        | 55        | .291        | .429        | .457        | 199        | 34        | 58        | 11        | 5        | 4        | 45        | 36        | 43        | 10        | 12        | 1        | 3        |
| 30.                   | Wilson, Brady-WVU           | SR        | 58        | .290        | .354        | .369        | 217        | 31        | 63        | 4         | 2        | 3        | 19        | 19        | 30        | 20        | 25        | 3        | 1        |
| 31.                   | Walton, Donnie-OSU          | FR        | 55        | .287        | .372        | .356        | 188        | 27        | 54        | 8         | 1        | 1        | 27        | 25        | 30        | 7         | 10        | 18       | 3        |
| 32.                   | Green, Gage-OSU             | SO        | 56        | .287        | .399        | .404        | 178        | 33        | 51        | 9         | 3        | 2        | 21        | 23        | 39        | 13        | 17        | 7        | 1        |
| 33.                   | Miller, Jake-BU             | SR        | 55        | .286        | .330        | .362        | 199        | 27        | 57        | 12        | 0        | 1        | 31        | 15        | 43        | 4         | 6         | 6        | 6        |
| 34.                   | Aikin, Craig-OU             | FR        | 64        | .286        | .375        | .329        | 252        | 42        | 72        | 5         | 3        | 0        | 23        | 32        | 32        | 15        | 21        | 19       | 2        |
| <b>35.</b>            | <b>Conley, Devon-TTU</b>    | <b>JR</b> | <b>56</b> | <b>.283</b> | <b>.336</b> | <b>.356</b> | <b>219</b> | <b>37</b> | <b>62</b> | <b>9</b>  | <b>2</b> | <b>1</b> | <b>31</b> | <b>14</b> | <b>52</b> | <b>15</b> | <b>16</b> | <b>5</b> | <b>3</b> |
| 36.                   | Fish, Zach-OSU              | SO        | 59        | .283        | .337        | .451        | 237        | 35        | 67        | 17        | 1        | 7        | 41        | 19        | 55        | 10        | 12        | 1        | 3        |
| <b>37.</b>            | <b>Poteete, Jarrard-TTU</b> | <b>FR</b> | <b>51</b> | <b>.280</b> | <b>.411</b> | <b>.393</b> | <b>168</b> | <b>34</b> | <b>47</b> | <b>10</b> | <b>0</b> | <b>3</b> | <b>25</b> | <b>35</b> | <b>44</b> | <b>1</b>  | <b>1</b>  | <b>0</b> | <b>1</b> |
| <b>38.</b>            | <b>Bell, Brett-TTU</b>      | <b>SO</b> | <b>51</b> | <b>.278</b> | <b>.390</b> | <b>.289</b> | <b>187</b> | <b>38</b> | <b>52</b> | <b>2</b>  | <b>0</b> | <b>0</b> | <b>15</b> | <b>27</b> | <b>40</b> | <b>31</b> | <b>39</b> | <b>6</b> | <b>1</b> |
| 39.                   | Langford, Lawton-BU         | JR        | 53        | .278        | .410        | .306        | 180        | 37        | 50        | 5         | 0        | 0        | 18        | 34        | 30        | 7         | 10        | 6        | 5        |
| 40.                   | Brown, Logan-BU             | SO        | 48        | .276        | .365        | .337        | 163        | 28        | 45        | 5         | 1        | 1        | 14        | 15        | 21        | 16        | 22        | 2        | 2        |
| 41.                   | Hermelyn, Anthony-OU        | FR        | 59        | .275        | .356        | .309        | 178        | 18        | 49        | 6         | 0        | 0        | 26        | 23        | 29        | 2         | 3         | 6        | 5        |
| 42.                   | Hendrix, Paul-TCU           | JR        | 50        | .275        | .372        | .433        | 171        | 26        | 47        | 10        | 1        | 5        | 30        | 26        | 39        | 4         | 7         | 1        | 1        |
| <b>43.</b>            | <b>Burleson, Bryant-TTU</b> | <b>SO</b> | <b>55</b> | <b>.275</b> | <b>.378</b> | <b>.333</b> | <b>204</b> | <b>27</b> | <b>56</b> | <b>12</b> | <b>0</b> | <b>0</b> | <b>30</b> | <b>25</b> | <b>39</b> | <b>2</b>  | <b>6</b>  | <b>2</b> | <b>2</b> |
| 44.                   | Lorenzana, Hector-OU        | JR        | 64        | .274        | .345        | .359        | 237        | 33        | 65        | 12        | 1        | 2        | 42        | 22        | 27        | 1         | 5         | 7        | 3        |
| 45.                   | Carey, Garrett-OU           | SR        | 63        | .273        | .342        | .388        | 209        | 32        | 57        | 11        | 2        | 3        | 23        | 9         | 27        | 0         | 1         | 8        | 4        |
| 46.                   | Felts, Jacob-UT             | JR        | 47        | .272        | .348        | .327        | 147        | 12        | 40        | 5         | 0        | 1        | 15        | 10        | 21        | 3         | 4         | 5        | 0        |
| 47.                   | Jones, Cody-TCU             | SO        | 57        | .269        | .387        | .341        | 208        | 43        | 56        | 6         | 3        | 1        | 18        | 34        | 37        | 13        | 17        | 11       | 0        |
| 48.                   | McBroom, Ryan-WVU           | JR        | 59        | .268        | .320        | .518        | 220        | 39        | 59        | 19        | 0        | 12       | 48        | 12        | 36        | 5         | 7         | 1        | 3        |
| 49.                   | Smith, Dakota-KU            | SO        | 54        | .267        | .323        | .352        | 210        | 23        | 56        | 11        | 2        | 1        | 25        | 10        | 27        | 9         | 13        | 3        | 5        |
| 50.                   | Toth, Adam-BU               | SO        | 53        | .264        | .343        | .315        | 178        | 27        | 47        | 5         | 2        | 0        | 16        | 18        | 41        | 18        | 22        | 2        | 3        |



## 2013 FINAL STATISTICS - BIG 12 LEADERS (PITCHING)

## INDIVIDUAL PITCHING

|            | Min. 1.0 IP/Team game      | CL        | G         | GS        | ERA         | BAvg        | W        | L        | IP          | H         | R         | ER        | BB        | SO        | CG       | HR       | SHO      | SV       | BB/9        | SO/9        |
|------------|----------------------------|-----------|-----------|-----------|-------------|-------------|----------|----------|-------------|-----------|-----------|-----------|-----------|-----------|----------|----------|----------|----------|-------------|-------------|
| 1.         | Morrison, Preston-TCU      | SO        | 15        | 15        | 1.51        | .217        | 7        | 3        | 107.0       | 85        | 27        | 18        | 18        | 64        | 1        | 1        | 0        | 0        | 1.51        | 5.38        |
| 2.         | Gray, Jonathan-OU          | JR        | 17        | 17        | 1.64        | .189        | 10       | 3        | 126.1       | 83        | 27        | 23        | 24        | 147       | 4        | 1        | 2        | 0        | 1.71        | 10.47       |
| 3.         | Piche, Jordan-KU           | JR        | 32        | 0         | 1.68        | .225        | 6        | 4        | 64.1        | 53        | 12        | 12        | 10        | 49        | 0        | 2        | 0        | 12       | 1.40        | 6.85        |
| <b>4.</b>  | <b>Masek, Trey-TTU</b>     | <b>JR</b> | <b>11</b> | <b>11</b> | <b>1.82</b> | <b>.206</b> | <b>5</b> | <b>2</b> | <b>79.0</b> | <b>56</b> | <b>18</b> | <b>16</b> | <b>22</b> | <b>69</b> | <b>3</b> | <b>0</b> | <b>1</b> | <b>0</b> | <b>2.51</b> | <b>7.86</b> |
| 5.         | Nurdin, Tyler-OSU          | SO        | 14        | 14        | 1.89        | .236        | 5        | 3        | 85.2        | 74        | 22        | 18        | 24        | 69        | 2        | 3        | 2        | 0        | 2.52        | 7.25        |
| 6.         | Wheeland, Vince-OSU        | JR        | 30        | 1         | 1.97        | .219        | 8        | 2        | 73.0        | 58        | 20        | 16        | 13        | 64        | 0        | 0        | 0        | 2        | 1.60        | 7.89        |
| 7.         | Peters, Dillon-UT          | SO        | 14        | 14        | 1.97        | .223        | 6        | 3        | 86.2        | 71        | 23        | 19        | 24        | 57        | 1        | 2        | 0        | 0        | 2.49        | 5.92        |
| 8.         | Musgrave, Harrison-WVU     | SO        | 14        | 14        | 2.17        | .197        | 9        | 1        | 95.1        | 65        | 24        | 23        | 29        | 81        | 3        | 4        | 3        | 0        | 2.74        | 7.65        |
| 9.         | Taylor, Thomas-KU          | SR        | 14        | 14        | 2.33        | .238        | 6        | 2        | 96.2        | 84        | 33        | 25        | 28        | 66        | 1        | 4        | 1        | 0        | 2.61        | 6.14        |
| 10.        | Thornhill, Nathan-UT       | JR        | 14        | 13        | 2.64        | .239        | 3        | 6        | 85.1        | 75        | 35        | 25        | 15        | 60        | 2        | 1        | 1        | 0        | 1.58        | 6.33        |
| 11.        | Williams, Nate-KSU         | SO        | 24        | 7         | 2.67        | .221        | 4        | 3        | 67.1        | 55        | 25        | 20        | 33        | 54        | 0        | 3        | 0        | 0        | 4.41        | 7.22        |
| 12.        | French, Parker-UT          | SO        | 13        | 13        | 2.68        | .240        | 4        | 5        | 77.1        | 69        | 26        | 23        | 24        | 46        | 0        | 1        | 0        | 0        | 2.79        | 5.35        |
| 13.        | Hursh, Jason-OSU           | SO        | 16        | 16        | 2.79        | .263        | 6        | 5        | 106.1       | 105       | 45        | 33        | 28        | 86        | 3        | 4        | 1        | 0        | 2.37        | 7.28        |
| 14.        | Newman, Dillon-BU          | JR        | 12        | 12        | 2.91        | .225        | 3        | 4        | 77.1        | 63        | 28        | 25        | 5         | 52        | 2        | 4        | 1        | 0        | .58         | 6.05        |
| 15.        | Overton, Dillon-OU         | JR        | 16        | 14        | 3.02        | .257        | 9        | 3        | 92.1        | 91        | 35        | 31        | 23        | 79        | 2        | 2        | 0        | 0        | 2.24        | 7.70        |
| 16.        | Finnegan, Brandon-TCU      | SO        | 16        | 15        | 3.18        | .257        | 0        | 8        | 79.1        | 74        | 36        | 28        | 35        | 86        | 2        | 3        | 0        | 0        | 3.97        | 9.76        |
| 17.        | Means, John-WVU            | SO        | 13        | 13        | 3.34        | .262        | 4        | 4        | 72.2        | 72        | 37        | 27        | 22        | 54        | 0        | 4        | 0        | 0        | 2.72        | 6.69        |
| <b>18.</b> | <b>Drozd, Jonny-TTU</b>    | <b>JR</b> | <b>15</b> | <b>10</b> | <b>3.48</b> | <b>.285</b> | <b>4</b> | <b>5</b> | <b>67.1</b> | <b>74</b> | <b>32</b> | <b>26</b> | <b>13</b> | <b>43</b> | <b>0</b> | <b>3</b> | <b>0</b> | <b>1</b> | <b>1.74</b> | <b>5.75</b> |
| 19.        | Robinette, Mark-OSU        | JR        | 17        | 13        | 3.58        | .228        | 6        | 1        | 70.1        | 60        | 33        | 28        | 22        | 54        | 1        | 3        | 1        | 0        | 2.82        | 6.91        |
| 20.        | Walter, Corey-WVU          | JR        | 15        | 8         | 3.65        | .278        | 5        | 5        | 66.2        | 74        | 37        | 27        | 28        | 38        | 1        | 3        | 0        | 1        | 3.78        | 5.13        |
| 21.        | Stone, Austin-BU           | SO        | 16        | 11        | 3.74        | .248        | 3        | 3        | 55.1        | 50        | 33        | 23        | 22        | 43        | 0        | 3        | 0        | 0        | 3.58        | 6.99        |
| 22.        | Flattery, Joe-KSU          | SR        | 19        | 13        | 3.86        | .276        | 5        | 4        | 79.1        | 85        | 41        | 34        | 20        | 52        | 1        | 4        | 0        | 0        | 2.27        | 5.90        |
|            | <b>Moreno, Dominic-TTU</b> | <b>SO</b> | <b>12</b> | <b>10</b> | <b>3.86</b> | <b>.311</b> | <b>3</b> | <b>4</b> | <b>60.2</b> | <b>74</b> | <b>28</b> | <b>26</b> | <b>23</b> | <b>54</b> | <b>0</b> | <b>5</b> | <b>0</b> | <b>1</b> | <b>3.41</b> | <b>8.01</b> |
| 24.        | Duncan, Frank-KU           | JR        | 20        | 12        | 4.20        | .274        | 4        | 6        | 83.2        | 84        | 56        | 39        | 31        | 52        | 0        | 4        | 0        | 0        | 3.33        | 5.59        |
| 25.        | Benjamin, Wes-KU           | SO        | 15        | 15        | 4.40        | .288        | 4        | 6        | 88.0        | 99        | 59        | 43        | 36        | 66        | 2        | 2        | 0        | 0        | 3.68        | 6.75        |
| 26.        | Garner, Max-BU             | SR        | 15        | 14        | 4.46        | .269        | 3        | 6        | 84.2        | 88        | 46        | 42        | 23        | 64        | 1        | 3        | 0        | 0        | 2.44        | 6.80        |
| 27.        | Wivinis, Matt-KSU          | SO        | 21        | 14        | 4.72        | .268        | 6        | 2        | 76.1        | 77        | 47        | 40        | 22        | 50        | 2        | 2        | 0        | 0        | 2.59        | 5.90        |
| 28.        | Dierdorff, Dan-WVU         | SR        | 18        | 13        | 5.11        | .294        | 4        | 8        | 79.1        | 91        | 56        | 45        | 24        | 47        | 2        | 3        | 0        | 1        | 2.72        | 5.33        |
| <b>29.</b> | <b>Withrow, Matt-TTU</b>   | <b>FR</b> | <b>16</b> | <b>12</b> | <b>5.90</b> | <b>.290</b> | <b>5</b> | <b>3</b> | <b>58.0</b> | <b>65</b> | <b>40</b> | <b>38</b> | <b>36</b> | <b>52</b> | <b>0</b> | <b>7</b> | <b>0</b> | <b>0</b> | <b>5.59</b> | <b>8.07</b> |



2013 FINAL STATISTICS - BATTING

| HITS                       |           |           |          |            | DOUBLES                  |           |           |           |            | STOLEN BASES                   |           |           |           |            |
|----------------------------|-----------|-----------|----------|------------|--------------------------|-----------|-----------|-----------|------------|--------------------------------|-----------|-----------|-----------|------------|
|                            | CL        | G         | H        | H/G        |                          | CL        | G         | 2B        | 2B/G       |                                | CL        | G         | SB        | SB/G       |
| 1. Kivett, Ross-KSU        | JR        | 64        | 94       | 1.47       | 1. McCurry, Randy-OSU    | SR        | 57        | 21        | .37        | 1. Bell, Brett-TTU             | SO        | 51        | 31        | .61        |
| 2. Oberste, Matt-OU        | JR        | 64        | 90       | 1.41       | 2. Fisher, Austin-KSU    | SO        | 60        | 20        | .33        | 2. Kivett, Ross-KSU            | JR        | 64        | 26        | .41        |
| 3. Witt, Tanner-KSU        | SR        | 63        | 88       | 1.40       | 3. DeLeon, Alex-KU       | SR        | 56        | 19        | .34        | 3. Wilson, Brady-WVU           | SR        | 58        | 20        | .34        |
| 4. Conlon, Shane-KSU       | SO        | 63        | 85       | 1.35       | McBroom, Ryan-WVU        | JR        | 59        | 19        | .32        | 4. Toth, Adam-BU               | SO        | 53        | 18        | .34        |
| 5. Orf, Nathan-BU          | SR        | 55        | 81       | 1.47       | Oberste, Matt-OU         | JR        | 64        | 19        | .30        | 5. Conlon, Shane-KSU           | SO        | 63        | 17        | .27        |
| 6. White, Max-OU           | SR        | 64        | 79       | 1.23       | 6. Fish, Zach-OSU        | SO        | 59        | 17        | .29        | Dreiling, Jordan-KU            | SR        | 59        | 17        | .29        |
| 7. Fisher, Austin-KSU      | SO        | 60        | 75       | 1.25       | 7. King, Jared-KSU       | JR        | 59        | 16        | .27        | Suiter, Michael-KU             | SO        | 59        | 17        | .29        |
| 8. Rice, Jacob-WVU         | JR        | 56        | 73       | 1.30       | 8. Orf, Nathan-BU        | SR        | 55        | 15        | .27        | Boyd, Bobby-WVU                | SO        | 55        | 17        | .31        |
| King, Jared-KSU            | JR        | 59        | 73       | 1.24       | Kivett, Ross-KSU         | JR        | 64        | 15        | .23        | 9. Brown, Logan-BU             | SO        | 48        | 16        | .33        |
| 3 tied with 72 hit(s)      |           |           |          |            | Witte, Jantzen-TCU       | SR        | 57        | 15        | .26        | 2 tied with 15 stolen base(s)  |           |           |           |            |
| RUNS SCORED                |           |           |          |            | TRIPLES                  |           |           |           |            | TOTAL BASES                    |           |           |           |            |
|                            | CL        | G         | R        | R/G        |                          | CL        | G         | 3B        | 3B/G       |                                | CL        | G         | TB        | TB/G       |
| 1. Kivett, Ross-KSU        | JR        | 64        | 57       | .89        | 1. Payton, Mark-UT       | JR        | 50        | 8         | .16        | 1. Oberste, Matt-OU            | JR        | 64        | 150       | 2.34       |
| 2. Conlon, Shane-KSU       | SO        | 63        | 56       | .89        | 2. Meyer, Mitch-KSU      | SO        | 52        | 5         | .10        | 2. Kivett, Ross-KSU            | JR        | 64        | 126       | 1.97       |
| 3. Mayfield, Jack-OU       | SR        | 64        | 55       | .86        | Towey, Cal-BU            | SR        | 55        | 5         | .09        | 3. Conlon, Shane-KSU           | SO        | 63        | 125       | 1.98       |
| 4. White, Max-OU           | SR        | 64        | 53       | .83        | 4. Oberste, Matt-OU      | JR        | 64        | 4         | .06        | 4. McBroom, Ryan-WVU           | JR        | 59        | 114       | 1.93       |
| Oberste, Matt-OU           | JR        | 64        | 53       | .83        | Davis, Jon-KSU           | SR        | 63        | 4         | .06        | DeLeon, Alex-KU                | SR        | 56        | 114       | 2.04       |
| 6. King, Jared-KSU         | JR        | 59        | 52       | .88        | Kivett, Ross-KSU         | JR        | 64        | 4         | .06        | King, Jared-KSU                | JR        | 59        | 114       | 1.93       |
| 7. Davis, Jon-KSU          | SR        | 63        | 49       | .78        | <b>Barrios, Jake-TTU</b> | <b>JR</b> | <b>53</b> | <b>4</b>  | <b>.08</b> | 7. Fish, Zach-OSU              | SO        | 59        | 107       | 1.81       |
| Witt, Tanner-KSU           | SR        | 63        | 49       | .78        | Haley, Hunter-OU         | FR        | 48        | 4         | .08        | Fisher, Austin-KSU             | SO        | 60        | 107       | 1.78       |
| 9. Jones, Cody-TCU         | SO        | 57        | 43       | .75        | 9 tied with 3 triple(s)  |           |           |           |            | 9. Witt, Tanner-KSU            | SR        | 63        | 105       | 1.67       |
| Fisher, Austin-KSU         | SO        | 60        | 43       | .72        |                          |           |           |           |            | Mayfield, Jack-OU              | SR        | 64        | 105       | 1.64       |
| HOME RUNS                  |           |           |          |            | RBI                      |           |           |           |            | WALKS                          |           |           |           |            |
|                            | CL        | G         | HR       | HR/G       |                          | CL        | G         | RBI       | RBI/G      |                                | CL        | G         | BB        | BB/G       |
| 1. McBroom, Ryan-WVU       | JR        | 59        | 12       | .20        | 1. Oberste, Matt-OU      | JR        | 64        | 60        | .94        | 1. Protacio, Justin-KU         | SO        | 57        | 40        | .70        |
| 2. Oberste, Matt-OU        | JR        | 64        | 11       | .17        | 2. King, Jared-KSU       | JR        | 59        | 53        | .90        | 2. Towey, Cal-BU               | SR        | 55        | 36        | .65        |
| 3. DeLeon, Alex-KU         | SR        | 56        | 10       | .18        | 3. McBroom, Ryan-WVU     | JR        | 59        | 48        | .81        | 3. <b>Poteete, Jarrard-TTU</b> | <b>FR</b> | <b>51</b> | <b>35</b> | <b>.69</b> |
| 4. Mayfield, Jack-OU       | SR        | 64        | 7        | .11        | <b>Barrios, Jake-TTU</b> | <b>JR</b> | <b>53</b> | <b>48</b> | <b>.91</b> | 4. Langford, Lawton-BU         | JR        | 53        | 34        | .64        |
| Fish, Zach-OSU             | SO        | 59        | 7        | .12        | 5. DeLeon, Alex-KU       | SR        | 56        | 46        | .82        | Jones, Cody-TCU                | SO        | 57        | 34        | .60        |
| Frazer, Matt-WVU           | JR        | 56        | 7        | .13        | 6. Towey, Cal-BU         | SR        | 55        | 45        | .82        | King, Jared-KSU                | JR        | 59        | 34        | .58        |
| King, Jared-KSU            | JR        | 59        | 7        | .12        | Krietemeier, Tanne-OSU   | JR        | 60        | 45        | .75        | 7. Krietemeier, Tanne-OSU      | JR        | 60        | 33        | .55        |
| Conlon, Shane-KSU          | SO        | 63        | 7        | .11        | 8. Davis, Jon-KSU        | SR        | 63        | 42        | .67        | 8. Witte, Jantzen-TCU          | SR        | 57        | 32        | .56        |
| <b>Gutierrez, Eric-TTU</b> | <b>FR</b> | <b>56</b> | <b>7</b> | <b>.13</b> | Lorenzana, Hector-OU     | JR        | 64        | 42        | .66        | Romero, Victor-OSU             | SR        | 54        | 32        | .59        |
| 4 tied with 5 home run(s)  |           |           |          |            | 2 tied with 41 RBI(s)    |           |           |           |            | Aikin, Craig-OU                | FR        | 64        | 32        | .50        |

2013 FINAL STATISTICS - PITCHING

| WINS                        |           |           |           |             | APPEARANCES                    |    |     |    |                                | SHUTOUTS             |           |                           |           |           |            |           |             |
|-----------------------------|-----------|-----------|-----------|-------------|--------------------------------|----|-----|----|--------------------------------|----------------------|-----------|---------------------------|-----------|-----------|------------|-----------|-------------|
|                             | CL        | G         | W         | L           |                                | CL | App | GS | W                              | L                    | Sv        |                           | CL        | G         | ShO        |           |             |
| 1. Gray, Jonathan-OU        | JR        | 17        | 10        | 3           | 1. Mathtys, Jake-KSU           | FR | 34  | 1  | 9                              | 2                    | 9         | 1. Musgrave, Harrison-WVU | SO        | 14        | 3          |           |             |
| 2. Musgrave, Harrison-WVU   | SO        | 14        | 9         | 1           | 2. Piche', Jordan-KU           | JR | 32  | 0  | 6                              | 4                    | 12        | 2. Nurdin, Tyler-OSU      | SO        | 14        | 2          |           |             |
| Mathtys, Jake-KSU           | FR        | 34        | 9         | 2           | 3. Scharf, Justin-TCU          | SR | 30  | 0  | 2                              | 2                    | 1         | Gray, Jonathan-OU         | JR        | 17        | 2          |           |             |
| Overton, Dillon-OU          | JR        | 16        | 9         | 3           | Evans, Jacob-OU                | FR | 30  | 0  | 7                              | 2                    | 9         | 4. Robinette, Mark-OSU    | JR        | 17        | 1          |           |             |
| 5. Wheeland, Vince-OSU      | JR        | 30        | 8         | 2           | Wheeland, Vince-OSU            | JR | 30  | 1  | 8                              | 2                    | 2         | Taylor, Thomas-KU         | SR        | 14        | 1          |           |             |
| 6. Evans, Jacob-OU          | FR        | 30        | 7         | 2           | 6. McCurry, Brendan-OSU        | JR | 29  | 0  | 6                              | 3                    | 8         | Thornhill, Nathan-UT      | JR        | 14        | 1          |           |             |
| Morrison, Preston-TCU       | SO        | 15        | 7         | 3           | 7. Bare, Crayton-BU            | SR | 27  | 0  | 6                              | 2                    | 5         | Newman, Dillon-BU         | JR        | 12        | 1          |           |             |
| Young, Alex-TCU             | FR        | 22        | 7         | 4           | Duke, Travis-UT                | FR | 27  | 0  | 4                              | 1                    | 0         | <b>Masek, Trey-TTU</b>    | <b>JR</b> | <b>11</b> | <b>1</b>   |           |             |
| 9 tied with 6 victory(s)    |           |           |           |             | 9. Knebel, Corey-UT            | JR | 26  | 0  | 3                              | 4                    | 9         | Hursh, Jason-OSU          | SO        | 16        | 1          |           |             |
|                             |           |           |           |             | 4 tied with 24 appearance(s)   |    |     |    |                                |                      |           |                           |           |           |            |           |             |
| INNINGS PITCHED             |           |           |           |             | SAVES                          |    |     |    |                                | COMPLETE GAMES       |           |                           |           |           |            |           |             |
|                             | CL        | G         | IP        | IP/G        |                                | CL | G   | Sv |                                | CL                   | App       | GS                        | CG        | W         | L          |           |             |
| 1. Gray, Jonathan-OU        | JR        | 17        | 126.1     | 7.43        | 1. Piche', Jordan-KU           | JR | 32  | 12 | 1. Gray, Jonathan-OU           | JR                   | 17        | 17                        | 4         | 10        | 3          |           |             |
| 2. Morrison, Preston-TCU    | SO        | 15        | 107.0     | 7.13        | 2. Mathtys, Jake-KSU           | FR | 34  | 9  | 2. <b>Masek, Trey-TTU</b>      | <b>JR</b>            | <b>11</b> | <b>11</b>                 | <b>3</b>  | <b>5</b>  | <b>2</b>   |           |             |
| 3. Hursh, Jason-OSU         | SO        | 16        | 106.1     | 6.65        | Evans, Jacob-OU                | FR | 30  | 9  | Musgrave, Harrison-WVU         | SO                   | 14        | 14                        | 3         | 9         | 1          |           |             |
| 4. Taylor, Thomas-KU        | SR        | 14        | 96.2      | 6.90        | Knebel, Corey-UT               | JR | 26  | 9  | Hursh, Jason-OSU               | SO                   | 16        | 16                        | 3         | 6         | 5          |           |             |
| 5. Musgrave, Harrison-WVU   | SO        | 14        | 95.1      | 6.81        | 5. McCurry, Brendan-OSU        | JR | 29  | 8  | 8 tied with 2 complete game(s) |                      |           |                           |           |           |            |           |             |
| 6. Overton, Dillon-OU       | JR        | 16        | 92.1      | 5.77        | Paul, Pascal-WVU               | JR | 24  | 8  |                                |                      |           |                           |           |           |            |           |             |
| 7. Benjamin, Wes-KU         | SO        | 15        | 88.0      | 5.87        | 7. Witt, Tanner-KSU            | SR | 17  | 7  |                                |                      |           |                           |           |           |            |           |             |
| 8. Peters, Dillon-UT        | SO        | 14        | 86.2      | 6.19        | 8. Bare, Crayton-BU            | SR | 27  | 5  |                                |                      |           |                           |           |           |            |           |             |
| 9. Nurdin, Tyler-OSU        | SO        | 14        | 85.2      | 6.12        | Young, Alex-TCU                | FR | 22  | 5  |                                |                      |           |                           |           |           |            |           |             |
| 10. Thornhill, Nathan-UT    | JR        | 14        | 85.1      | 6.10        | Smith, Ryan-BU                 | SO | 22  | 5  |                                |                      |           |                           |           |           |            |           |             |
| STRIKEOUTS                  |           |           |           |             | GAMES STARTED                  |    |     |    |                                | OPP. BATTING AVERAGE |           |                           |           |           |            |           |             |
|                             | CL        | G         | SO        | SO/G        |                                | CL | App | GS | W                              | L                    | Sv        |                           | CL        | G         | AB         | H         | AVG.        |
| 1. Gray, Jonathan-OU        | JR        | 17        | 147       | 10.47       | 1. Gray, Jonathan-OU           | JR | 17  | 17 | 10                             | 3                    | 0         | 1. Gray, Jonathan-OU      | JR        | 17        | 440        | 83        | .189        |
| 2. Hursh, Jason-OSU         | SO        | 16        | 86        | 7.28        | 2. Hursh, Jason-OSU            | SO | 16  | 16 | 6                              | 5                    | 0         | 2. Musgrave, Harrison-WVU | SO        | 14        | 330        | 65        | .197        |
| Finnegan, Brandon-TCU       | SO        | 16        | 86        | 9.76        | 3. Benjamin, Wes-KU            | SO | 15  | 15 | 4                              | 6                    | 0         | 3. <b>Masek, Trey-TTU</b> | <b>JR</b> | <b>11</b> | <b>272</b> | <b>56</b> | <b>.206</b> |
| 4. Musgrave, Harrison-WVU   | SO        | 14        | 81        | 7.65        | Finnegan, Brandon-TCU          | SO | 16  | 15 | 0                              | 8                    | 0         | 4. Morrison, Preston-TCU  | SO        | 15        | 391        | 85        | .217        |
| 5. Overton, Dillon-OU       | JR        | 16        | 79        | 7.70        | Morrison, Preston-TCU          | SO | 15  | 15 | 7                              | 3                    | 0         | 5. Wheeland, Vince-OSU    | JR        | 30        | 265        | 58        | .219        |
| 6. <b>Masek, Trey-TTU</b>   | <b>JR</b> | <b>11</b> | <b>69</b> | <b>7.86</b> | 7 tied with 14 game(s) started |    |     |    |                                |                      |           | 6. Williams, Nate-KSU     | SO        | 24        | 249        | 55        | .221        |
| Nurdin, Tyler-OSU           | SO        | 14        | 69        | 7.25        |                                |    |     |    |                                |                      |           | 7. Peters, Dillon-UT      | SO        | 14        | 318        | 71        | .223        |
| 8. Taylor, Thomas-KU        | SR        | 14        | 66        | 6.14        |                                |    |     |    |                                |                      |           | 8. Piche', Jordan-KU      | JR        | 32        | 236        | 53        | .225        |
| Benjamin, Wes-KU            | SO        | 15        | 66        | 6.75        |                                |    |     |    |                                |                      |           | 9. Newman, Dillon-BU      | JR        | 12        | 280        | 63        | .225        |
| 3 tied with 64 strikeout(s) |           |           |           |             |                                |    |     |    |                                |                      |           | 10. Robinette, Mark-OSU   | JR        | 17        | 263        | 60        | .228        |



GAME HIGHS - ALL GAMES

TEAM GAME HIGHS - ALL GAMES

BATTING

Table with 3 columns: Stat, Value, Opponent/Date. Includes At bats, Runs scored, Hits, RBI, Doubles, Triples, Home runs, Total bases, Walks, Strikeouts, Sac hits, Sac flies, Stolen bases, Caught stealing, Hit by pitch, Runners LOB, Hit into DP.

FIELDING

Table with 3 columns: Stat, Value, Opponent/Date. Includes Putouts, Assists, Errors, Passed balls, DPs turned.

PITCHING

Table with 3 columns: Stat, Value, Opponent/Date. Includes Innings pitched, Strikeouts, Wild pitches, Hit batters.

BOTH TEAMS GAME HIGHS - ALL GAMES

BATTING

Table with 3 columns: Stat, Value, Opponent/Date. Includes At bats, Runs scored, Hits, RBI, Doubles, Triples, Home runs, Total bases, Walks, Strikeouts, Sac hits, Sac flies, Stolen bases, Caught stealing, Hit by pitch, Runners LOB, Hit into DP.

FIELDING

Table with 3 columns: Stat, Value, Opponent/Date. Includes Putouts, Assists, Errors, Passed balls, DPs turned.

PITCHING

Table with 3 columns: Stat, Value, Opponent/Date. Includes Innings pitched, Strikeouts, Wild pitches, Hit batters.

INDIVIDUAL GAME HIGHS - ALL GAMES

BATTING

Table with 3 columns: Stat, Value, Player/Opponent/Date. Includes At bats, Runs scored, Hits, RBI, Doubles, Triples, Home runs, Total bases, Walks, Strikeouts, Sac hits, Sac flies, Stolen bases, Caught stealing, Hit by pitch, Runners LOB.

FIELDING

Table with 3 columns: Stat, Value, Player/Opponent/Date. Includes Putouts, Assists, Errors, Passed balls.

PITCHING

Table with 3 columns: Stat, Value, Player/Opponent/Date. Includes Innings pitched, Strikeouts, Wild pitches, Hit batters.





2013 FINAL STATISTICS - BIG 12 GAMES ONLY

| TEAM BATTING         | G         | AVG         | OB%         | SLG%        | AB         | R          | H          | 2B        | 3B       | HR       | RBI        | BB        | SO         | SB        | SBA       | S         | SF       |
|----------------------|-----------|-------------|-------------|-------------|------------|------------|------------|-----------|----------|----------|------------|-----------|------------|-----------|-----------|-----------|----------|
| 1. Kansas State      | 24        | .318        | .398        | .434        | 821        | 132        | 261        | 45        | 10       | 10       | 121        | 80        | 141        | 20        | 37        | 18        | 12       |
| 2. Oklahoma          | 25        | .276        | .347        | .360        | 850        | 114        | 235        | 37        | 5        | 8        | 104        | 65        | 143        | 19        | 32        | 28        | 9        |
| 3. Baylor            | 23        | .274        | .367        | .358        | 809        | 118        | 222        | 32        | 6        | 8        | 110        | 94        | 167        | 25        | 36        | 18        | 11       |
| 4. Oklahoma State    | 23        | .272        | .361        | .389        | 761        | 115        | 207        | 47        | 3        | 12       | 98         | 84        | 148        | 19        | 27        | 31        | 11       |
| 5. West Virginia     | 24        | .258        | .323        | .364        | 795        | 97         | 205        | 30        | 6        | 14       | 90         | 64        | 153        | 22        | 36        | 10        | 7        |
| <b>6. Texas Tech</b> | <b>24</b> | <b>.256</b> | <b>.340</b> | <b>.330</b> | <b>808</b> | <b>107</b> | <b>207</b> | <b>29</b> | <b>5</b> | <b>7</b> | <b>100</b> | <b>79</b> | <b>182</b> | <b>21</b> | <b>26</b> | <b>12</b> | <b>6</b> |
| 7. TCU               | 24        | .255        | .329        | .320        | 813        | 95         | 207        | 38        | 3        | 3        | 90         | 79        | 161        | 13        | 18        | 28        | 11       |
| 8. Kansas            | 24        | .239        | .296        | .320        | 813        | 94         | 194        | 41        | 5        | 5        | 85         | 56        | 151        | 20        | 28        | 37        | 11       |
| 9. Texas             | 24        | .234        | .308        | .312        | 795        | 71         | 186        | 33        | 4        | 7        | 65         | 73        | 173        | 15        | 22        | 22        | 6        |

| TEAM PITCHING        | G         | ERA         | BAvg        | W        | L         | IP           | H          | R          | ER         | BB        | SO         | CG       | HR        | SHO      | SV       | BB/9        | SO/9        |
|----------------------|-----------|-------------|-------------|----------|-----------|--------------|------------|------------|------------|-----------|------------|----------|-----------|----------|----------|-------------|-------------|
| 1. TCU               | 24        | 2.47        | .244        | 12       | 12        | 222.1        | 200        | 76         | 61         | 76        | 198        | 2        | 3         | 1        | 5        | 3.08        | 8.01        |
| 2. Oklahoma State    | 23        | 2.77        | .252        | 13       | 10        | 204.1        | 196        | 80         | 63         | 55        | 158        | 3        | 7         | 3        | 5        | 2.42        | 6.96        |
| 3. Texas             | 24        | 2.98        | .232        | 7        | 17        | 211.2        | 179        | 90         | 70         | 73        | 168        | 3        | 3         | 3        | 3        | 3.10        | 7.14        |
| 4. Oklahoma          | 25        | 3.09        | .262        | 14       | 11        | 224.1        | 220        | 98         | 77         | 67        | 196        | 3        | 5         | 1        | 6        | 2.69        | 7.86        |
| 5. Baylor            | 23        | 3.78        | .273        | 12       | 11        | 212.0        | 217        | 108        | 89         | 56        | 153        | 1        | 7         | 2        | 4        | 2.38        | 6.50        |
| 6. Kansas            | 24        | 4.16        | .278        | 12       | 12        | 220.2        | 231        | 125        | 102        | 78        | 121        | 2        | 11        | 1        | 6        | 3.18        | 4.94        |
| 7. Kansas State      | 24        | 4.16        | .283        | 16       | 8         | 212.0        | 235        | 111        | 98         | 75        | 136        | 0        | 15        | 0        | 8        | 3.18        | 5.77        |
| 8. West Virginia     | 24        | 4.29        | .259        | 13       | 11        | 211.2        | 210        | 118        | 101        | 98        | 164        | 4        | 11        | 4        | 6        | 4.17        | 6.97        |
| <b>9. Texas Tech</b> | <b>24</b> | <b>5.11</b> | <b>.296</b> | <b>9</b> | <b>15</b> | <b>207.2</b> | <b>233</b> | <b>133</b> | <b>118</b> | <b>95</b> | <b>133</b> | <b>1</b> | <b>12</b> | <b>1</b> | <b>4</b> | <b>4.12</b> | <b>5.76</b> |

| TEAM FIELDING        | PO         | A          | E         | DP        | PCT         |
|----------------------|------------|------------|-----------|-----------|-------------|
| 1. Kansas State      | 636        | 245        | 21        | 13        | .977        |
| 2. TCU               | 667        | 324        | 25        | 19        | .975        |
| <b>3. Texas Tech</b> | <b>623</b> | <b>304</b> | <b>26</b> | <b>29</b> | <b>.973</b> |
| 4. Kansas            | 662        | 258        | 27        | 22        | .971        |
| 5. Oklahoma          | 673        | 245        | 27        | 21        | .971        |
| 6. Texas             | 635        | 278        | 28        | 16        | .970        |
| 7. Baylor            | 636        | 260        | 33        | 23        | .964        |
| 8. Oklahoma State    | 613        | 242        | 32        | 14        | .964        |
| 9. West Virginia     | 635        | 200        | 34        | 10        | .961        |

2013 FINAL STATISTICS - INDIVIDUAL LEADERS - BIG 12 GAMES ONLY

INDIVIDUAL BATTING

| Min. 2.5 AB/Team game       | CL        | G         | AVG         | OB%         | SLG%        | AB        | R         | H         | 2B       | 3B       | HR       | RBI       | BB       | SO       | SB       | SBA      | S        | SF       |
|-----------------------------|-----------|-----------|-------------|-------------|-------------|-----------|-----------|-----------|----------|----------|----------|-----------|----------|----------|----------|----------|----------|----------|
| 1. Fisher, Austin-KSU       | SO        | 22        | .412        | .457        | .600        | 85        | 18        | 35        | 11       | 1        | 1        | 17        | 4        | 15       | 0        | 2        | 2        | 1        |
| 2. Kivett, Ross-KSU         | JR        | 24        | .376        | .439        | .475        | 101       | 17        | 38        | 5        | 1        | 1        | 10        | 9        | 8        | 10       | 13       | 2        | 1        |
| 3. Towey, Cal-BU            | SR        | 23        | .349        | .482        | .570        | 86        | 15        | 30        | 2        | 4        | 3        | 18        | 18       | 20       | 3        | 5        | 1        | 1        |
| 4. Orf, Nathan-BU           | SR        | 23        | .347        | .441        | .463        | 95        | 18        | 33        | 9        | 1        | 0        | 14        | 13       | 11       | 1        | 3        | 2        | 0        |
| 5. Aikin, Craig-OU          | FR        | 25        | .347        | .430        | .398        | 98        | 14        | 34        | 3        | 1        | 0        | 12        | 13       | 12       | 7        | 10       | 5        | 1        |
| 6. Davis, Jon-KSU           | SR        | 24        | .338        | .460        | .538        | 80        | 14        | 27        | 9        | 2        | 1        | 14        | 11       | 17       | 2        | 6        | 1        | 1        |
| <b>7. Barrios, Jake-TTU</b> | <b>JR</b> | <b>24</b> | <b>.337</b> | <b>.356</b> | <b>.500</b> | <b>92</b> | <b>12</b> | <b>31</b> | <b>4</b> | <b>4</b> | <b>1</b> | <b>22</b> | <b>2</b> | <b>9</b> | <b>0</b> | <b>0</b> | <b>2</b> | <b>4</b> |
| 8. White, Max-OU            | SR        | 25        | .337        | .384        | .426        | 101       | 19        | 34        | 4        | 1        | 1        | 11        | 6        | 17       | 5        | 5        | 4        | 2        |
| 9. McCurry, Randy-OSU       | SR        | 22        | .333        | .398        | .476        | 84        | 11        | 28        | 9        | 0        | 1        | 12        | 8        | 13       | 1        | 3        | 3        | 0        |
| Payton, Mark-UT             | JR        | 23        | .333        | .439        | .432        | 81        | 9         | 27        | 4        | 2        | 0        | 9         | 14       | 9        | 1        | 2        | 3        | 1        |

INDIVIDUAL PITCHING

| Min. 1.0 IP/Team game     | CL | G  | GS | ERA  | BAvg | W | L | IP   | H  | R  | ER | BB | SO | CG | HR | SHO | SV | BB/9 | SO/9  |
|---------------------------|----|----|----|------|------|---|---|------|----|----|----|----|----|----|----|-----|----|------|-------|
| 1. Wheeland, Vince-OSU    | JR | 11 | 0  | 0.68 | .210 | 2 | 1 | 26.2 | 21 | 4  | 2  | 6  | 24 | 0  | 0  | 0   | 1  | 2.03 | 8.10  |
| 2. Musgrave, Harrison-WVU | SO | 7  | 7  | 1.02 | .145 | 5 | 0 | 53.0 | 25 | 6  | 6  | 19 | 61 | 3  | 0  | 3   | 0  | 3.23 | 10.36 |
| 3. Morrison, Preston-TCU  | SO | 8  | 8  | 1.23 | .227 | 4 | 2 | 58.1 | 49 | 12 | 8  | 11 | 33 | 0  | 0  | 0   | 0  | 1.70 | 5.09  |
| 4. Peters, Dillon-UT      | SO | 8  | 8  | 1.63 | .197 | 4 | 2 | 55.1 | 39 | 12 | 10 | 17 | 41 | 1  | 0  | 0   | 0  | 2.77 | 6.67  |
| 5. Fisher, Jake-OU        | SR | 11 | 4  | 1.80 | .279 | 2 | 2 | 35.0 | 36 | 11 | 7  | 9  | 32 | 0  | 2  | 0   | 0  | 2.31 | 8.23  |
| 6. Gray, Jonathan-OU      | JR | 9  | 9  | 1.98 | .209 | 4 | 1 | 68.1 | 51 | 19 | 15 | 13 | 77 | 2  | 0  | 0   | 0  | 1.71 | 10.14 |
| 7. Finnegan, Brandon-TCU  | SO | 8  | 8  | 2.08 | .238 | 0 | 3 | 47.2 | 41 | 16 | 11 | 19 | 58 | 2  | 1  | 0   | 0  | 3.59 | 10.95 |
| 8. Matthys, Jake-KSU      | FR | 16 | 0  | 2.20 | .186 | 5 | 0 | 28.2 | 19 | 8  | 7  | 6  | 23 | 0  | 1  | 0   | 5  | 1.88 | 7.22  |
| 9. Piche, Jordan-KU       | JR | 15 | 0  | 2.20 | .248 | 3 | 3 | 32.2 | 29 | 8  | 8  | 5  | 21 | 0  | 2  | 0   | 6  | 1.38 | 5.79  |
| 10. Nurdin, Tyler-OSU     | SO | 7  | 7  | 2.22 | .239 | 3 | 2 | 44.2 | 39 | 12 | 11 | 14 | 31 | 1  | 2  | 1   | 0  | 2.82 | 6.25  |



2013 FINAL STATISTICS - HITTING - BIG 12 GAMES ONLY

HITS table with columns: CL, G, H, H/G. Top performers include Barrios, Jake-TTU (JR 24 31 1.29) and Conley, Devon-TTU (JR 24 7 .29).

DOUBLES table with columns: CL, G, 2B, 2B/G. Top performer is Burleson, Bryant-TTU (SO 24 7 .29).

STOLEN BASES table with columns: CL, G, SB, SB/G. Top performer is Bell, Brett-TTU (SO 23 13 .57).

RUNS SCORED table with columns: CL, G, R, R/G. Top performer is Barrios, Jake-TTU (JR 24 4 .17).

TRIPLES table with columns: CL, G, 3B, 3B/G. Top performer is Barrios, Jake-TTU (JR 24 4 .17).

TOTAL BASES table with columns: CL, G, TB, TB/G. Top performer is Barrios, Jake-TTU (JR 24 46 1.92).

HOME RUNS table with columns: CL, G, HR, HR/G. Top performer is Barrios, Jake-TTU (FR 24 3 .13).

RBI table with columns: CL, G, RBI, RBI/G. Top performer is Barrios, Jake-TTU (JR 24 22 .92).

WALKS table with columns: CL, G, BB, BB/G. Top performer is Poteete, Jarrard-TTU (FR 24 13 .54).

2013 FINAL STATISTICS - PITCHING - BIG 12 GAMES ONLY

WINS table with columns: CL, G, W, L. Top performer is Gray, Jonathan-OU (JR 9 4 1).

APPEARANCES table with columns: CL, App, GS, W, L, Sv. Top performer is Gray, Jonathan-OU (JR 9 9 4 1 0).

SHUTOUTS table with columns: CL, G, Sho. Top performer is Gray, Jonathan-OU (JR 9 2 4 1).

INNINGS PITCHED table with columns: CL, G, IP, IP/G. Top performer is Gray, Jonathan-OU (JR 9 68.1 7.59).

SAVES table with columns: CL, G, Sv. Top performer is Piche, Jordan-KU (JR 15 6).

COMPLETE GAMES table with columns: CL, App, GS, CG, W, L. Top performer is Gray, Jonathan-OU (JR 9 2 4 1).

STRIKEOUTS table with columns: CL, G, SO, SO/G. Top performer is Gray, Jonathan-OU (JR 9 77 10.14).

GAMES STARTED table with columns: CL, App, GS, W, L, Sv. Top performer is Gray, Jonathan-OU (JR 9 9 4 1 0).

OPP. BATTING AVERAGE table with columns: CL, G, AB, H, AVG. Top performer is Gray, Jonathan-OU (JR 9 244 51 .209).



GAME HIGHS - BIG 12 GAMES

TEAM GAME HIGHS - BIG 12 GAMES

**BATTING**

|                     |           |  |
|---------------------|-----------|--|
| At bats:            | 54        | Baylor (vs TCU, Apr 20, 2013)                  |
| <b>Runs scored:</b> | <b>17</b> | <b>Texas Tech (vs Baylor, May 16, 2013)</b>    |
| <b>Hits:</b>        | <b>21</b> | <b>Texas Tech (vs Baylor, May 16, 2013)</b>    |
| <b>RBI:</b>         | <b>17</b> | <b>Texas Tech (vs Baylor, May 16, 2013)</b>    |
| Doubles:            | 8         | TCU (vs West Virginia, May 12, 2013)           |
| Triples:            | 3         | Kansas State (vs Texas, May 03, 2013)          |
| Home runs:          | 4         | Kansas State (vs Texas Tech, Apr 06, 2013)     |
| Total bases:        | 32        | TCU (vs West Virginia, May 12, 2013)           |
| Walks:              | 12        | Baylor (vs Texas Tech, May 18, 2013)           |
| Strikeouts:         | 17        | Baylor (vs TCU, Apr 20, 2013)                  |
| Sac hits:           | 4         | Oklahoma State (vs Kansas, Apr 06, 2013)       |
|                     | 4         | Texas (vs Kansas, Apr 14, 2013)                |
|                     | 4         | Baylor (vs Oklahoma State, Mar 23, 2013)       |
| Sac flies:          | 3         | Oklahoma State (vs Kansas, Apr 06, 2013)       |
|                     | 3         | Kansas (vs Baylor, May 04, 2013)               |
| Stolen bases:       | 4         | (5 games tied)                                 |
| Caught stealing:    | 3         | Kansas State (vs Oklahoma State, Apr 21, 2013) |
| Hit by pitch:       | 6         | Baylor (vs Oklahoma, Apr 14, 2013)             |
| Runners LOB:        | 15        | Oklahoma State (vs TCU, Apr 14, 2013)          |
|                     | 15        | Oklahoma State (vs Baylor, Mar 23, 2013)       |
|                     | 15        | Baylor (vs Kansas State, Mar 29, 2013)         |
| Hit into DP:        | 4         | TCU (vs Texas Tech, Mar 29, 2013)              |

**FIELDING**

|                    |          |  |
|--------------------|----------|--|
| Putouts:           | 45       | TCU (vs Baylor, Apr 20, 2013)            |
| Assists:           | 22       | TCU (vs Oklahoma, Mar 22, 2013)          |
| Errors:            | 5        | Kansas State (vs Texas, May 04, 2013)    |
| Passed balls:      | 2        | (6 games tied)                           |
| <b>DPs turned:</b> | <b>4</b> | <b>Texas Tech (vs TCU, Mar 29, 2013)</b> |

**PITCHING**

|                  |      |                                      |
|------------------|------|--------------------------------------|
| Innings pitched: | 15.0 | TCU (vs Baylor, Apr 20, 2013)        |
| Strikeouts:      | 17   | TCU (vs Baylor, Apr 20, 2013)        |
| Hits allowed:    | 2    | Texas (vs Oklahoma, Apr 06, 2013)    |
|                  | 2    | Oklahoma (vs Kansas, Mar 28, 2013)   |
| Wild pitches:    | 4    | Baylor (vs Texas Tech, May 16, 2013) |
|                  | 4    | TCU (vs Texas Tech, Mar 31, 2013)    |
| Hit batters:     | 6    | Oklahoma (vs Baylor, Apr 14, 2013)   |

BOTH TEAMS GAME HIGHS - ALL GAMES

**BATTING**

|                      |           |  |
|----------------------|-----------|--|
| At bats:             | 103       | Kansas State vs Baylor (Mar 29, 2013)            |
| <b>Runs scored:</b>  | <b>23</b> | <b>Baylor vs Texas Tech (May 18, 2013)</b>       |
| Hits:                | 32        | Kansas State vs Baylor (Mar 29, 2013)            |
| <b>RBI:</b>          | <b>22</b> | <b>Baylor vs Texas Tech (May 18, 2013)</b>       |
|                      | <b>22</b> | <b>Baylor vs Texas Tech (May 16, 2013)</b>       |
| Doubles:             | 9         | TCU vs West Virginia (May 12, 2013)              |
|                      | 9         | Kansas vs Oklahoma (Mar 30, 2013)                |
| Triples:             | 3         | Kansas State vs Texas (May 03, 2013)             |
| <b>Home runs:</b>    | <b>4</b>  | <b>Texas Tech vs Kansas State (Apr 06, 2013)</b> |
|                      | 4         | Kansas State vs Kansas (May 11, 2013)            |
| Total bases:         | 46        | TCU vs West Virginia (May 12, 2013)              |
| <b>Walks:</b>        | <b>19</b> | <b>Baylor vs Texas Tech (May 18, 2013)</b>       |
| Strikeouts:          | 24        | Baylor vs TCU (Apr 20, 2013)                     |
| Sac hits:            | 7         | Baylor vs Oklahoma State (Mar 23, 2013)          |
|                      | 7         | Texas vs Kansas (Apr 14, 2013)                   |
| Sac flies:           | 5         | Baylor vs Kansas (May 04, 2013)                  |
| Stolen bases:        | 5         | Kansas State vs Kansas (May 11, 2013)            |
|                      | <b>5</b>  | <b>Texas Tech vs Kansas State (Apr 07, 2013)</b> |
| Caught stealing:     | 3         | TCU vs Kansas State (Apr 27, 2013)               |
|                      | 3         | Kansas State vs Baylor (Mar 29, 2013)            |
|                      | 3         | Kansas State vs Oklahoma State (Apr 21, 2013)    |
| <b>Hit by pitch:</b> | <b>7</b>  | <b>Baylor vs Texas Tech (May 18, 2013)</b>       |
|                      | 7         | Oklahoma vs Baylor (Apr 14, 2013)                |
|                      | <b>7</b>  | <b>Texas Tech vs Oklahoma (Apr 28, 2013)</b>     |
| <b>Runners LOB:</b>  | <b>27</b> | <b>Texas Tech vs Oklahoma (Apr 28, 2013)</b>     |
| <b>Hit into DP:</b>  | <b>6</b>  | <b>TCU vs Texas Tech (Mar 29, 2013)</b>          |

**FIELDING**

|                    |          |   |
|--------------------|----------|---|
| Putouts:           | 89       | Baylor vs TCU (Apr 20, 2013)            |
| Assists:           | 37       | Baylor vs TCU (Apr 20, 2013)            |
| Errors:            | 6        | Kansas State vs Texas (May 04, 2013)    |
|                    | 6        | Baylor vs Oklahoma State (Mar 23, 2013) |
| Passed balls:      | 2        | (8 games tied)                          |
| <b>DPs turned:</b> | <b>6</b> | <b>TCU vs Texas Tech (Mar 29, 2013)</b> |

**PITCHING**

|                      |          |  |
|----------------------|----------|--|
| Innings pitched:     | 29.2     | Baylor vs TCU (Apr 20, 2013)                 |
| Runs allowed:        | 1        | (5 games tied)                               |
| Walks allowed:       | 1        | (6 games tied)                               |
| Strikeouts:          | 24       | Baylor vs TCU (Apr 20, 2013)                 |
| Hits allowed:        | 7        | Oklahoma vs Texas (Apr 06, 2013)             |
| <b>Wild pitches:</b> | <b>5</b> | <b>TCU vs Texas Tech (Mar 31, 2013)</b>      |
| <b>Hit batters:</b>  | <b>7</b> | <b>Baylor vs Texas Tech (May 18, 2013)</b>   |
|                      | <b>7</b> | <b>Texas Tech vs Oklahoma (Apr 28, 2013)</b> |
|                      | 7        | Oklahoma vs Baylor (Apr 14, 2013)            |

INDIVIDUAL GAME HIGHS - ALL GAMES

**BATTING**

|                    |          |  |
|--------------------|----------|--|
| At bats:           | 7        | Porter, Baylor (vs TCU, Apr 20, 2013)                      |
|                    | 7        | Towey, Baylor (vs Kansas State, Mar 29, 2013)              |
| Runs scored:       | 4        | Jones, C., TCU (vs West Virginia, May 12, 2013)            |
| Hits:              | 5        | Mayfield, J., Oklahoma (vs West Virginia, May 05, 2013)    |
| <b>RBI:</b>        | <b>6</b> | <b>Proudfoot, Texas Tech (vs Kansas, Apr 21, 2013)</b>     |
| Doubles:           | 3        | Witte, TCU (vs Kansas, Mar 15, 2013)                       |
| Triples:           | 1        | (47 players tied)  |
| Home runs:         | 2        | Porter, Baylor (vs Kansas State, Mar 29, 2013)             |
|                    | 2        | Rea, Oklahoma State (vs Kansas State, Apr 19, 2013)        |
|                    | 2        | DeLeon, A., Kansas (vs Kansas State, May 11, 2013)         |
| Total bases:       | 10       | McKay, C., Kansas (vs Kansas State, May 10, 2013)          |
| Walks:             | 3        | (10 players tied)  |
| <b>Strikeouts:</b> | <b>4</b> | <b>Bell, Texas Tech (vs Oklahoma, Apr 26, 2013)</b>        |
|                    | 4        | Filauro, A., West Virginia (vs Texas, Apr 21, 2013)        |
| Sac hits:          | 3        | Kuntz, K., Kansas (vs Texas, Apr 12, 2013)                 |
|                    | 3        | Kuntz, K., Kansas (vs Oklahoma State, Apr 05, 2013)        |
| Sac flies:         | 2        | King, Jared, Kansas State (vs Kansas, May 12, 2013)        |
|                    | 2        | Odell, TCU (vs Texas Tech, Mar 29, 2013)                   |
| Stolen bases:      | 3        | Wilson, B., West Virginia (vs Texas Tech, Mar 23, 2013)    |
| Caught stealing:   | 2        | Davis, Jon, Kansas State (vs Baylor, Mar 29, 2013)         |
|                    | 2        | Aikin, C., Oklahoma (vs Coastal Carolina, May 31, 2013)    |
| Hit by pitch:      | 3        | DalPorto, Baylor (vs Texas Tech, May 18, 2013)             |
| Runners LOB:       | 7        | Miller, Baylor (vs Kansas State, Mar 29, 2013)             |
|                    | 7        | King, Jared, Kansas State (vs West Virginia, Mar 16, 2013) |

**FIELDING**

|               |    |  |
|---------------|----|--|
| Putouts:      | 19 | DalPorto, Baylor (vs Kansas State, Mar 29, 2013) |
| Assists:      | 9  | Miller, Baylor (vs Oklahoma State, Mar 23, 2013) |
|               | 9  | Hendrix, TCU (vs Kansas State, Apr 28, 2013)     |
| Errors:       | 2  | (17 players tied)                                |
| Passed balls: | 2  | (6 players tied)                                 |

**PITCHING**

|                  |     |   |
|------------------|-----|---|
| Innings pitched: | 9.0 | (14 players tied)   |
| Strikeouts:      | 14  | Musgrave, H., West Virginia (vs TCU, May 11, 2013)          |
| Wild pitches:    | 3   | Mitchell, TCU (vs Texas Tech, Mar 31, 2013)                 |
| Hit batters:     | 3   | Musgrave, H., West Virginia (vs Kansas State, Mar 15, 2013) |
|                  | 3   | D. Peters, Texas (vs Baylor, Apr 27, 2013)                  |
|                  | 3   | Morrison, TCU (vs Oklahoma State, Apr 12, 2013)             |



BIG 12 IN NCAA STATISTICAL RANKINGS

TEAM RPI
16. Kansas State
27. Oklahoma
52. Oklahoma State
69. Kansas
74. Texas
76. Baylor
81. West Virginia
102. Texas Tech
106. TCU
TEAM LEADERS (TOP 50 - NATIONALLY)
Batting Average
2. Kansas State .322
Scoring
39. Kansas State 6.4
Runs Scored
26. Kansas State 412
Hits
5. Kansas State 708
37. Oklahoma 611
Doubles
24. Oklahoma State 121
34. Kansas State 115
Doubles/Game
28. Oklahoma State 2.02
Triples
5. Kansas State 28
33. Oklahoma 19
33. Texas 19
Triples/Game
8. Kansas State 0.44
25. Texas 0.37
Stolen Bases
24. Kansas State 99
27. Kansas 98
Stolen Bases/Game
32. Kansas 1.66
40. Kansas State 1.55
Walks
45. Oklahoma State 245
46. Kansas State 244
46. Texas Tech 244
Hit-By-Pitch
15. Oklahoma State 36
40. Kansas 41
40. Texas 41
On-Base Percentage
8. Kansas State .406
Slugging Percentage
23. Kansas State .439
Sacrifice Bunts
5. Kansas 78
6. Oklahoma 77
12. Oklahoma State 74
Sacrifice Flies
5. Kansas State 40
16. Kansas 35
17. Oklahoma 34
Strikeout-to-Walk Ratio
7. Oklahoma State 3.02
9. Oklahoma 2.90
10. TCU 2.82
46. Texas 2.33

Win-Loss Percentage
21. Kansas State .703
25. Oklahoma State .683
33. Oklahoma .672
ERA
7. Texas 2.61
13. TCU 2.78
21. Oklahoma 2.95
24. Oklahoma State 3.04
Strikeouts/9 Innings
11. Oklahoma 8.2
24. TCU 7.9
50. Oklahoma State 7.5
Hits Allowed/9 Innings
13. Texas 7.42
15. TCU 7.56
28. Oklahoma 8.20
32. Baylor 8.26
47. Oklahoma State 8.49
Shutouts
7. Kansas 9
17. Texas 8
23. Oklahoma State 7
23. Oklahoma 7
WHIP
6. Texas 1.13
11. TCU 1.15
24. Oklahoma State 1.22
27. Oklahoma 1.23
Walks Allowed/9 Innings
11. Oklahoma State 2.47
24. Texas 2.75
26. TCU 2.78
31. Oklahoma 2.84
40. Kansas State 2.96
Fielding Percentage
35. Texas Tech .974
36. Kansas State .974
37. Texas .974
Double Plays
7. Texas Tech 68
50. Baylor 53
50. Oklahoma 53
Double Plays/Game
4. Texas Tech 1.21
35. Baylor 0.96


INDIVIDUAL LEADERS (TOP 50)
Batting Average
12. Mark Payton, UT .393
36. Nathan Orf, BU .377
44. Matt Oberste, OU .373
Runs
47. Ross Kivett, KSU 57
Hits
12. Ross Kivett, KSU 94
20. Matt Oberste, OU 90
28. Tanner Witt, KSU 88
43. Shane Conlon, KSU 85
Doubles
26. Randy McCurry, OSU 21
38. Austin Fisher, KSU 20
Doubles/Game
32. Randy McCurry, OSU 0.37
Triples
2. Mark Payton, UT 8
40. Mitch Meyer, KSU 5
40. Cal Towey, BU 5
Triples/Game
2. Mark Payton, UT 0.16
48. Mitch Meyer, KSU 0.10
Home Runs
32. Ryan McBroom, WVU 12
47. Matt Oberste, OU 11
Home Runs/Game
43. Ryan McBroom, WVU 0.20
RBI
32. Matt Oberste, OU 60
Stolen Bases
16. Brett Bell, TTU 31
36. Ross Kivett, KSU 26
Stolen Bases/Game
12. Brett Bell, TTU 0.61
Hit-By-Pitch/Game
27. Eric Gutierrez, TTU 0.36
39. Jon Davis, KSU 0.33
Hit-By-Pitch
13. Jon Davis, KSU 21
21. Eric Gutierrez, TTU 20
Sacrifice Bunts
1. Kevin Kuntz, KU 30
7. Craig Aikin, OU 19
13. Donnie Walton, OSU 18
Sacrifice Bunts/Game
1. Kevin Kuntz, KU 0.64
10. Donnie Walton, OSU 0.33
19. Craig Aikin, OU 0.30
Sacrifice Flies
36. Jake Barrios, TTU 7
36. Derek Odell, TCU 7
36. Tanner Witt, KSU 7
On-Base Percentage
16. Mark Payton, UT .483
35. Nathan Orf, BU .470
Slugging Percentage
29. Matt Oberste, OU .622
Toughest to Strike Out
30. Kevin Kuntz, KU 15.3

Victories
27. Jonathan Gray, OU 10
ERA
12. Preston Morrison, TCU 1.51
16. Jonathan Gray, OU 1.64
19. Jordan Piche, KU 1.68
33. Trey Masek, TTU 1.82
39. Tyler Nurdin, OSU 1.89
44. Vince Wheeland, OSU 1.97
45. Dillon Peters, UT 1.97
Complete Games
45. Jonathan Gray, OU 4
Shutouts
3. Harrison Musgrave, WVU 3
Games Started
11. Jonathan Gray, OU 17
39. Jason Hursh, OSU 16
Saves
27. Jordan Piche, KU 12
Strikeouts
2. Jonathan Gray, OU 147
Strikeouts/9 Innings
17. Jonathan Gray, OU 10.47
34. Brandon Finnegan, TCU 9.76
Strikeout-to-Walk Ratio
3. Dillon Newman, BU 10.40
15. Jonathan Gray, OU 6.13
41. Vince Wheeland, OSU 4.92
43. Jordan Piche, KU 4.90
Walks Allowed/9 Innings
3. Dillon Newman, BU 0.58
40. Jordan Piche, KU 1.40
Hits Allowed/9 Innings
13. Jonathan Gray, OU 5.91
19. Harrison Musgrave, WVU 6.14
32. Trey Masek, TTU 6.38
WHIP
5. Jonathan Gray, OU 0.85
7. Dillon Newman, BU 0.88
27. Preston Morrison, TCU 0.96
30. Vince Wheeland, OSU 0.97
35. Jordan Piche, KU 0.98
39. Harrison Musgrave, WVU 0.99
41. Trey Masek, TTU 0.99
Hit Batters
1. 17 pitchers tied with 1
Putouts
1. Shane Conlon, KSU 615









**TIM TADLOCK**  
**TEXAS TECH HEAD COACH**





**TEXAS TECH BASEBALL  
2014 MEDIA SUPPLEMENT**