



**BE SAFE  
LEARN THE LINE**



-  CENTER PLATFORM STATION
-  CENTER PLATFORM SPLIT STATION
-  SIDE PLATFORM SPLIT STATION
-  ELEVATED STATION
-  TRAFFIC SIGNAL STOP
-  PEDESTRIAN CROSSING STOP
-  NORTHBOUND AND SOUTHBOUND LEFT TURNS ALLOWED
-  NORTHBOUND AND SOUTHBOUND LEFT TURNS AND U-TURNS ALLOWED
-  U-TURN RESTRICTIONS FOR TRUCKS
-  U-TURNS NOT ALLOWED
-  NO U-TURNS NORTHBOUND FULTON  
NO TRUCK U-TURNS SOUTHBOUND FULTON

**FOR MORE INFORMATION**

Please contact the North Line Community Outreach Office  
2613 Fulton St. | 713.343.4354

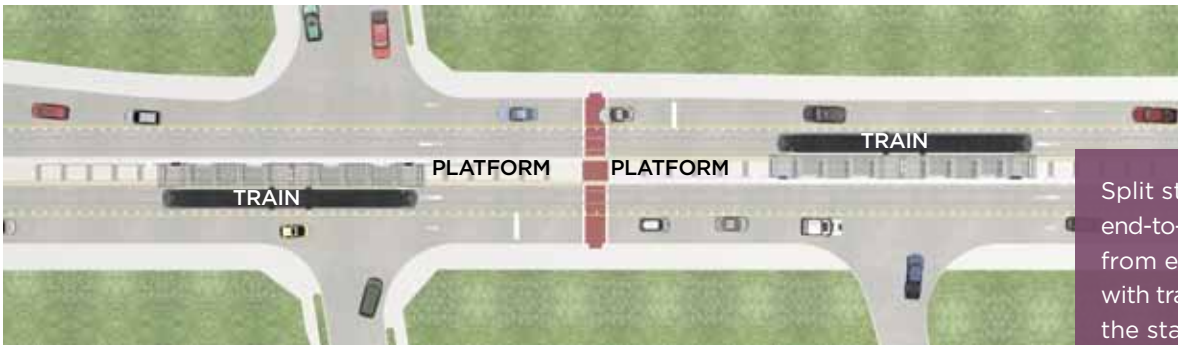
REV3-6.4.12

# CENTER PLATFORM STATION



Riders can board trains going in either direction from one central platform.

# CENTER PLATFORM SPLIT STATION



Split stations are placed end-to-end or across the rail from each other (shown), with trains traveling outside the stations.

# SIDE PLATFORM SPLIT STATION

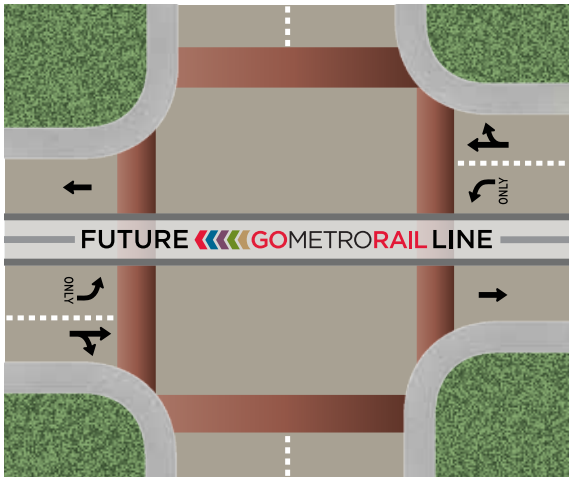


Platforms are located across and down the rail from each other, with trains traveling in the center of the road.

# INTERSECTIONS



3 LANES TO 2 LANES



2 LANES TO 1 LANE



**PROTEJA SU SEGURIDAD  
CONOZCA LA LÍNEA**




- CENTER PLATFORM STATION
- CENTER PLATFORM SPLIT STATION
- SIDE PLATFORM SPLIT STATION
- ELEVATED STATION
- TRAFFIC SIGNAL STOP
- PEDESTRIAN CROSSING STOP
- NORTHBOUND AND SOUTHBOUND LEFT TURNS ALLOWED
- NORTHBOUND AND SOUTHBOUND LEFT TURNS AND U-TURNS ALLOWED
- U-TURN RESTRICTIONS FOR TRUCKS
- U-TURNS NOT ALLOWED
- NO U-TURNS NORTHBOUND FULTON  
NO TRUCK U-TURNS SOUTHBOUND FULTON

**PARA MÁS INFORMACIÓN**

Por favor llame o acuda a la Oficina de Difusión de la Comunidad de la Línea del Norte  
2613 Fulton St. | 713.343.4354

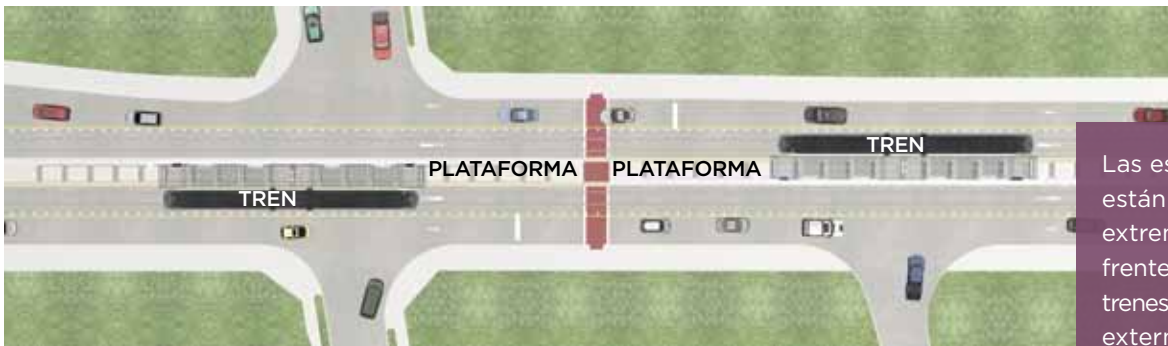
REV3-6.4.12

## ESTACIÓN DE PLATAFORMA CENTRAL



Los pasajeros pueden abordar en cualquier dirección, desde una plataforma central.

## ESTACIÓN DE PLATAFORMA CENTRAL DIVIDIDA



Las estaciones divididas están colocadas de un extremo a otro o frente a frente (ver ilustración), con trenes que viajan por la parte externa de los andenes.

## ESTACIÓN DE PLATAFORMA DIVIDIDA A LOS LADOS

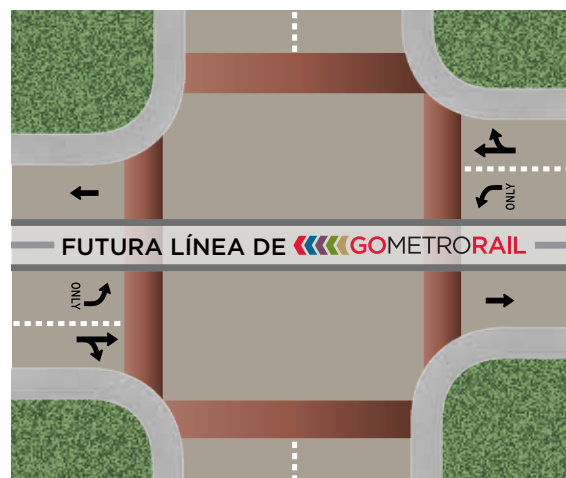


Las plataformas están colocadas frente a frente y los trenes viajan en el centro.

## LAS INTERSECCIONES



2 CARRILES A 1 CARRIL



3 CARRILES A 2 CARRILES