

TABLE OF CONTENTS



SECTION 1: 2014 GENERAL INFORMATION

Table of Contents	1
TCU Media Information/Quick Facts	2-3
Lupton Stadium & Williams-Reilly Field	4-5
2014 Preseason Notebook	6-7
2014 TCU Baseball Roster/Breakdown	8
2014 TCU Baseball TV/Radio Photo Roster	9
2014 TCU Baseball Schedule	10
2014 Opponent Information	11-12



SECTION 2: 2014 PLAYER PROFILES

Kyle Bacak	14-15
Kevin Cron	16-18
Travis Evans	19-20
Riley Ferrell	21-22
Brandon Finnegan	23-24
Dylan Fitzgerald	25-26
Cody Jones	27-28
Keaton Jones	29-31
Preston Morrison	32-33
Derek Odell	34-36
Jerrick Suiter	37-39
Trey Teakell	40-41
Boomer White	42-43
Alex Young	44-45
Newcomers	46-51



SECTION 3: COACHING STAFF

Head Coach Jim Schlossnagle	53-56
Associate Head Coach Bill Mosiello	57
Assistant Coach Kirk Saarloos	58
Volunteer Assistant Zach Etheredge	59
Director of Ops Meredith Montgomery	60
Athletic Trainer Danny Wheat	61
Professional Staff	62
Chancellor Victor J. Boschini	63
Dir. of Intercollegiate Athletics Chris Del Conte	64



SECTION 4: 2013 SEASON IN-REVIEW

2013 Final Results	66
2013 Final Stats	67
2013 Line Scores	68-69
2013 Team Superlatives	70
2013 Offensive Superlatives	71
2013 Fielding/Pitching Superlatives	72
2013 Big 12 Standings	73
2013 Big 12 TCU Stats	73
2013 Big 12 Team Stats	74
2013 Big 12 Team Honors	74
2013 NCAA Stats	74



SECTION 5: PROGRAM HISTORY

Individual Records	76
Team Records	77
Individual Season Records	78
Individual Career Records	79
Batting Statistics Since 1966	80
Pitching Statistics Since 1966	81
Individual Accomplishments	82
Postseason Team Awards	83
Conference Tournament History	84-85
NCAA Postseason History	86-89
2010 College World Series	90
Year-By-Year Results	91-96
Opponent Series History	97
Postseason Conference Honors	98-99
TCU Postseason Honors	100
Horned Frogs in the Progs	101-102
All-Time Letterwinners	103-104
Legends of TCU	105-106

Credits

The 2014 TCU Baseball Fact Book was designed by Media Relations Assistant Director Brandie Davidson with editorial and design assistance from Matt Hoover. Photography was provided by the late Linda Kaye, Michael Clements, Jim Boyd, Patrick Green, Keith Robinson, Fort Worth Chamber of Commerce and Anthony Vassar. Special thanks to the TCU Media Relations staff for editorial services.

2014 MEDIA INFORMATION

2014 QUICK FACTS

GENERAL INFORMATION

Location.....	Fort Worth, Texas
Enrollment.....	9,725
Founded.....	1873
Nickname.....	Horned Frogs
Colors.....	Purple & White
Conference.....	Big 12
Chancellor.....	Dr. Victor J. Boschini, Jr.
Dir. of Intercollegiate Athletics	Chris Del Conte
Faculty Representative.....	Dr. Rhonda Hatcher
Athletics Phone.....	(817) 257-5658
Ticket Office Phone.....	(817) 257-FROG (3764)

STADIUM INFORMATION

Name.....	Lupton Stadium & Williams-Reilly Field
Capacity.....	4,500
First Season.....	2003
All-Time Record.....	250-92
Playing Surface.....	Natural Grass
Dimensions.....	330 Lines; 375 LC, 370 RC, 395 CF
Press Box Phone.....	(817) 257-7966

COACHING STAFF

Head Coach.....	Jim Schlossnagle
Alma Mater.....	Elon College, 1992
Career Record/Years.....	494-250 (12)
Record at TCU/Years.....	417-203 (10)
Office Fax.....	(817) 257-5362
E-mail.....	j.schlossnagle@tcu.edu
Associate Head Coach.....	Bill Mosiello
Office Phone.....	(817) 257-5588
E-mail.....	b.mosiello@tcu.edu
Assistant Coach.....	Kirk Saarloos
Office Phone.....	(817) 257-5656
E-mail.....	k.saarloos@tcu.edu
Volunteer Asst. Coach.....	Zach Etheredge
Office Phone.....	(817) 257-6962
E-mail.....	z.etheredge@tcu.edu
Dir. of Baseball Ops.....	Meredith Montgomery
Office Phone.....	(817) 257-5155
E-mail.....	m.m.montgomery@tcu.edu
Athletic Trainer.....	Danny Wheat
Office Phone.....	(817) 257-5156
E-mail.....	j.wheat@tcu.edu

TEAM INFORMATION

2013 Overall Record.....	29-28
2013 Big 12 Record/Finish.....	12-12/t-6st
2013 Big 12 Tournament.....	1-2
2013 Postseason.....	N/A
Final Ranking.....	N/A
Letterwinners Returning/Lost.....	14/15
Position Starters Returning/Lost.....	7/2
Pitchers Returning/Lost.....	6/6
Newcomers.....	18

MEDIA RELATIONS

Baseball Contact.....	Brandie Davidson
Office Phone.....	(817) 257-7969
Direct Line.....	(817) 257-7479
Fax.....	(817) 257-7964
Cell Phone.....	(817) 343-2050
E-mail.....	b.i.davidson@tcu.edu
Mailing Address.....	TCU Box 297600
	Fort Worth, Texas 76129
Website.....	www.gofrogs.com

MEDIA RELATIONS

The TCU Athletics Media Relations Office is located on the main level of Daniel-Meyer Coliseum in room 104. The office is open from 8 a.m. to 5 p.m., Monday through Friday. The main office phone number is **(817) 257-7969** and the fax number is **(817) 257-7964**. **Brandie Davidson**, TCU Athletics Media Relations Assistant Director, is the media relations contact for Horned Frog Baseball. Any media relations questions may be directed to her by phone at **(817) 257-7479** or via e-mail at **b.i.davidson@tcu.edu**.

JUST TCU, THANK YOU!

Though the TCU Department of Athletics is a proud and integral part of Texas Christian University, it desires to be recognized simply as TCU (acronym only) Athletics. Therefore, we respectfully urge that the university's teams be identified with an appropriate appellation — TCU. In subsequent references of the same presentation, the team may be referred to by nickname — Horned Frogs. A shorter version of the nickname, Frogs, is acceptable in later usage.

NCAA COMPLIANCE RULES

Under NCAA rules, an extra benefit is any special arrangement by an institutional employee or a representative of the institution's athletics interests to provide a student-athlete or the student-athlete's relative or friend a benefit not expressly authorized by NCAA legislation. Receipt of a benefit by student-athletes or their relatives or friends is not a violation of NCAA legislation if it is demonstrated that the same benefit is available to the institution's general student body or their relatives or friends, or to a particular segment of the student body (e.g., foreign students, minority students, etc.) determined on a basis unrelated to athletics ability. Always remember to **ASK BEFORE YOU ACT**. If you have further questions regarding extra benefits or any other compliance issue, please consult the Compliance Office at **817-257-7525**.

BIG 12 CONFERENCE MEDIA RELATIONS

Contact the Big 12 Media Relations Department for any information or questions concerning Big 12 baseball during the 2013 season. The Big 12 baseball media relations contact is **Laura Rasmussen**. She can be reached by phone at **(469) 524-1009** or via e-mail at **lrasmussen@big12sports.com**. For the most up-to-date information regarding Big 12 baseball, visit the official website of the league at **www.big12sports.com**.



INTERVIEW REQUESTS

TCU generally holds practices during the week between 2:30 and 5:30 p.m. All media wishing to cover practice or interview a TCU player or coach before or after practice should contact Brandie Davidson before noon of the day they wish to conduct the interview to confirm the availability of the player or coach.

MEDIA CREDENTIALS

Requests for official working media credentials should be directed to Brandie Davidson. Requests should be made in writing at least one business day prior to the game. Season credentials will be mailed prior to the first game. If time does not allow for credentials to be mailed, they may be picked up with proper identification at the Lupton Stadium ticket booth on game day.

SCOUT PASSES

Professional scouts may obtain credentials through **Assistant Coach Kirk Saarloos**. Saarloos can be reached via e-mail at **k.saarloos@tcu.edu** or by phone at **(817) 257-5656**. Due to limited seating in the press box, scouts will be directed to the general seating area of Lupton Stadium but are welcome to media materials such as updated statistics and an official scorecard. Scouts are asked to be aware of game patrons and respect their desires to watch the game.

2014 MEDIA INFORMATION

PHOTOGRAPHERS

Due to limited space on the field and in the seating areas of Lupton Stadium, all photographers must see Brandie Davidson prior to shooting at TCU home games to obtain rules and regulations.

RADIO BROADCASTS

Lupton Stadium is equipped with two separate radio broadcasting booths. The TCU radio booth is located on the first base side, while the visiting radio booth is on the third base side. Two courtesy telephone lines, as well as two ISDN SPIDS, are available in the visitor's radio booth. The visiting phone line numbers are (817) 257-7265 and (817) 257-7962. The ISDN SPID numbers are 817.314.7091.0101 and 817.314.7095.0101. Commence all outgoing calls by dialing nine first. Please contact Brandie Davidson two weeks prior to the game you are wishing to broadcast.

PRESSBOX SERVICES

Game notes, an official scorecard, complete team and individual statistics and box scores are provided to working media by the TCU Athletics Media Relations Office at every TCU home game. Given proper notice, the Media Relations Office will offer fax services to all interested media. For any other requests, please contact Brandie Davidson.



POSTGAME INTERVIEWS

Following a brief cooling-off period, media may accompany Brandie Davidson to the lower level of Lupton Stadium for postgame interviews with TCU coaches and players. Interviews will take place in the assistant coaches' offices. The TCU clubhouse is always off-limits to the media. Radio wishing to interview coaches and players after the game will be able to plug in a field mike behind home plate to get a live feed from the field. Coach Jim Schlossnagle will be available after all games along with selected players.

TCU ATHLETICS ON THE WEB

TCU maintains a comprehensive athletics department website covering all 20 varsity sports. **Gofrogs.com** features all the information Frog fans need including:

- Schedules/results
- Team statistics
- Rosters
- Press releases
- Game stories
- Facility info
- Online ticket sales
- Gametracker
- Special features
- Webstreaming



In addition, Frog fans can follow the games by listening to the **KTCU** radio broadcasts as well as follow along with **Gametracker** on the site.

The 2007 season also brought a new element to the website with the addition of **webstreaming** of all home contests. Fans will see the game from different angles and can listen along with Chuck LaMendola as he provides the play-by-play of the game.

TCU BASEBALL ON THE RADIO AND INTERNET



For the 18th consecutive season, TCU fans can catch all the excitement of Horned Frog baseball on KTCU 88.7 FM. The broadcasts can also be heard around the world by logging onto www.gofrogs.com. All games are broadcast live with the pregame show beginning 15 minutes before first pitch.

Calling all the action for the Frogs is Chuck LaMendola. The 2014 campaign marks LaMendola's 18th season behind the microphone as the voice of Horned Frog baseball.


A new feature to the world wide web in 2010 saw LaMendola move to the television side as TCU's Radio-Film-Digital Media department broadcast a majority of the 2010, 2011, 2012 and 2013 home schedule, providing multiple camera angles and commentary for the webstreaming. The games will also air either on a live telecast or tape-delayed on Fox Sports Southwest or Fox Sports Southwest Plus, a television station that is part of TCU's third-tier rights package.

As a full time faculty member in TCU's Radio-Film-Digital Media department, LaMendola teaches television and film production as well as classes in the sports broadcasting area within the department. His Remote Sports Broadcasting class is responsible for the images on the video board during Horned Frog football, basketball and baseball games.

LaMendola's play-by-play broadcast of TCU baseball has been honored twice. The broadcaster earned a National Award of Distinction in 2002 and the 2004 Communicator Award.

Chuck and his wife, Kelly, have two daughters, Francesca, who is a senior at TCU, and Juliana. The LaMendola family resides in Burleson.

LUPTON STADIUM



LUPTON STADIUM QUICK FACTS

Capacity: 4,500

Opened: 2003

Dimensions: 330 – Lines
375 – Left Center
370 – Right Center
395 – Center Field

Playing Surface: Natural Grass

All-Time Record: 250-92 (.731)

All-Time Attendance: 823,326 (2,458/game)

Season Attendance Record: 149,594 (2011)

STADIUM RENOVATIONS

- 2005:**
- Wired stadium for television
- 2006:**
- Installed new video board
 - Added concrete around the bullpens
 - Added drainage behind the outfield wall
- 2007:**
- Constructed padded outfield wall
 - Added a warning track
 - Replaced infield dirt
 - Developed Walk of Champions
- 2008:**
- Added patios outside right field
 - Expanded sound system
 - Sun covers over the bullpen seating areas
 - Remodeled team entry
- 2009:**
- Added an auxiliary scoreboard along first base line
 - Added concourse signage
 - Installed a wall in the batting cages
- 2010:**
- Expanded upperdeck seating
- 2012:**
- Moved the outfield fences in
 - Upgraded the warning track
 - Did general landscaping around the stadium
- 2013:**
- Addition of a Player Development Facility in left field
 - Relocation of home bullpen



LUPTON STADIUM

By The Numbers...

2458 Average attendance per game at Lupton Stadium since it opened in 2003.

28 Record number of home wins the Horned Frogs posted in 2008

.731 TCU's home winning percentage (250-92) since Lupton Stadium opened in 2003.

6099 Single-game attendance record set Feb. 18, 2011 against Kansas

LUPTON STADIUM ATTENDANCE

TOP 10 CROWDS

1.	2/18/11	Kansas	8-2	W	6,099
2.	2/17/12	Ole Miss	4-7	L	5,912
3.	3/13/13	Northwestern State	13-6	W	5,612
4.	2/25/11	Cal State Fullerton	4-1	W	5,566
5.	4/24/12	Texas A&M	1-4	L	5,412
6.	4/27/11	Oklahoma	4-7	L	5,261
7.	3/2/12	Oklahoma State	3-4	L	5,205
8.	3/26/11	Houston	16-10	W	4,734
9.	5/18/13	Texas	0-3	L	4,694
10.	2/27/11	Cal State Fullerton	1-2	L	4,647

TOP 5 SERIES CROWDS

1.	2/18-20/11	Kansas	14,893
2.	2/25-27/11	Cal State Fullerton	14,819
3.	4/8-10/11	New Mexico	13,885
4.	3/2-4/12	Oklahoma State	13,877
5.	3/25-27/11	Houston	13,222

YEAR-BY-YEAR ATTENDANCE

Year	Dates	Att.	Avg.	Record
2003	28	38,581	1,377	21-9
2004	28	34,657	1,237	20-9
2005	30	46,848	1,561	24-6
2006	27	40,158	1,487	18-9
2007	29	51,373	1,712	27-3
2008	34	64,049	1,883	28-8
2009	32	69,290	2,165	23-9
2010	29	90,687	3,127	26-4
2011	36	149,334	4,148	24-12
2012	32	131,610	4,112	23-9
2013	30	107,117	3,570	16-14
Totals	335	823,326	2,458	250-92



Home Sweet Home

Named for Charlie and Marie Lupton in honor of their \$2 million gift, Lupton Stadium is one of the premier facilities in all of college baseball. In addition, the playing surface is named after former head coach Roger Williams and local businessman, Michael Reilly. It offers many amenities to Horned Frogs baseball players including a spacious home clubhouse located under the main grandstand as well as indoor batting cages and an on-site training room. It also offers a unique two-deck structure as well as four luxury suites that allow fans to be extremely close to all of the action. The stadium seats 4,500 fans comfortably and features two patios on each baseline for corporate events or birthday parties.

2014 PRESEASON NOTEBOOK

PRESEASON RESPECT

The last 10 seasons have seen the Horned Frogs gradually imprint themselves on the national scene. No stranger to the rankings, the Frogs find themselves in the preseason polls for the fifth consecutive season.

TCU is among the top 30 teams in all of the major polls. Baseball America and Collegiate Baseball have both tabbed the Frogs No. 19, while the USA Today Coach's poll slotted the Frogs at No. 23 and the NCBWA at No. 22. Perfect Game has TCU ranked just outside the top 25 at No. 27.

Additionally, a trio of Horned Frogs have garnered preseason recognition as well. Kevin Cron, Preston Morrison and Brandon Finnegan have been tabbed preseason All-Americans.

2014 SCHEDULE NOTES

The 55-game slate features 31 home contests and 24 games away from home. The Horned Frogs will play 14 contests against 2013 postseason squads.

Three weekend opponents appear in at least one preseason poll. Kansas State (May 2-4) is the lone squad to appear in all of the major polls. Also appearing in multiple polls were Oklahoma State (March 28-30) and Texas (April 17-19).

While TCU won't play a traditional weekend series with Rice (March 1/March 11), the Frogs will play the Owls twice over the course of the season. The Owls join Kansas State as TCU's only opponent to appear in all the polls.

Additionally, eight other opponents are receiving votes in the polls.

IT'S TOURNEY TIME!

The Horned Frogs' schedule features a pair of early season tournaments. The Frogs will participate in the Kleburg Bank Classic in Corpus Christi and the Houston College Classic. It marks the second time under Coach Schlossnagle that the Frogs will play in both tournaments in the same season (2006).

TCU is playing in the Corpus Christi tournament for the third time (2006, 2007). The Frogs are 2-4 at Whataburger Field. It's the fourth appearance (2001, 2006, 2010) for TCU in the Houston College Classic. The Frogs are 5-4 at Minute Maid Park.

The Frogs are 13-12 in regular season tournaments under head coach Jim Schlossnagle.

AMONG THE BEST IN TEXAS

Since taking over the program in 2004, head coach Jim Schlossnagle has done nothing but win. In 10 years under his guidance, the Horned Frogs are 417-203. TCU has posted seven seasons with at least 40 wins and has appeared in nine NCAA Regionals.

The 417 ranks third among Division I programs in the state of Texas as does the .673 winnings percentage.

Team	Record	Pct.
1. Rice	461-176	.724
2. Texas	446-185	.707
3. TCU	417-203	.673
4. Texas A&M	395-229	.663
5. Dallas Baptist	355-220	.617
6. Baylor	352-257	.578
7. Lamar	346-235	.596
8. Texas State	341-247	.580
9. Sam Houston State	311-267	.538
10. UTSA	304-269	.531

A RARE OCCURRENCE

A disappointing end to the 2013 campaign saw the Horned Frogs miss the postseason for the first time in 10 seasons under the guidance of head coach Jim Schlossnagle.

Prior to coming to TCU, Jim Schlossnagle guided the UNLV Rebels to the tournament in 2003, giving him 10 straight postseason appearances.

The Frogs' streak put them in elite company as one of only 10 schools to have had nine straight regional appearances.

ANOTHER MILESTONE IN REACH

Winning has become synonymous with Jim Schlossnagle's name since his arrival on campus. It seems every year the head coach is chasing a record of some sorts and this season is no different.

At 494 career wins as a head coach, he needs just six victories to collect his 500th win. Last season, Schlossnagle picked up his 400th coaching victory as the head coach of the Horned Frogs. He is 33 victories away from 450 in his TCU career with a 417-203 mark.

In 12 seasons as a head coach, Schlossnagle has a .664 (494-250) winning percentage. He ranks 16th in winning percentage among active coaches with at least five years of experience.

PASSING THROUGH THE TURNSTILES

Over the past four seasons, the popularity of TCU baseball has reached all new heights. For the second straight season, the Frogs averaged over 3,500 fans per game. Since the start of the 2010 season, the Frogs are averaging 3,770 fans per game.

The Frogs ranked 11th nationally in average attendance in 2013 at 3,570 per game. Additionally, 107,117 fans passed through the turnstiles, a mark that ranked 13th nationally. Both marks were tops among private schools. The totals were second-best in the Big 12 behind Texas.

In 2013, the Frogs saw two of the top 10 crowds, while all 10 have come the last three seasons.

A LOOK AT THE PITCHING STAFF

Returning Pitchers (9):

Name	Yr.	W-L	ERA	IP	K	Avg.
Travis Evans	Jr.	1-0	1.08	16.2	16	.190
Riley Ferrell	So.	0-2	2.20	32.2	39	.203
Brandon Finnegan	Jr.	0-8	3.18	79.1	86	.257
Preston Morrison	Jr.	7-3	1.51	107.0	64	.217
Trey Teakell	Jr.	3-0	0.82	33.0	24	.207
Mitchell Traver			---Redshirted---			
Briean Trieglaff			---Redshirted---			
Alex Young	So.	7-4	2.66	40.2	37	.187

Newcomers (7):

Name	Yr.	Thr.	Previous School
Tyler Alexander	Fr.	L	Southlake Carroll HS
Ryan Burnett	Fr.	L	The Woodlands HS
Brandon Gilson	Fr.	L	Prosper HS
Brian Howard	Fr.	R	St. Louis Univ. HS
Jordan Kipper	Jr.	R	Central Arizona
Robby Medel	Fr.	R	Bowie HS
Preston Templar	Fr.	R	All Saints Episcopal

Pitchers Lost (6):

Name	Yr.	W-L	ERA	IP	K	Avg.
Tejay Antone	Fr.	0-0	9.00	7.0	4	.324
Stefan Crichton	Jr.	4-3	6.59	41.0	31	.298
Nick Frey	Jr.	1-1	2.25	24.0	19	.163
Andrew Mitchell	Jr.	1-2	3.49	49.0	57	.240
Justin Scharf	Sr.	2-2	3.38	29.1	10	.275
T. Seidenberger	Jr.	3-3	2.63	54.2	62	.213

2014 PRESEASON NOTEBOOK

MOUND DOMINATION

The TCU Horned Frogs had one of the most dominating pitching staffs in the country in 2013. Six of the 12 return in 2014. The Frogs ranked in the top 24 nationally in five categories including K:BB ratio (10th, 2.82), WHIP (11th, 1.15), ERA (13th, 2.78), H/9 (15th, 7.56) and K/9 (24th, 7.9).

They were masterful in holding the opponents at bay, allowing three or fewer runs 29 times and five or less 45 times. Additionally, the Frogs tallied six shutouts. Just four times, the group gave up eight or more runs. An opponent only scored 10 runs once.

A MOUND OF EXPERIENCE

The bulk of last season's talented pitching staff returns in 2014. Six of the 12 pitchers who saw time on the mound are back this year. As a group, they tallied 61% of the team's starts and 60% of the innings pitched.

Brandon Finnegan and Preston Morrison headline the group of six with a combined 30 starts. As a group, they posted a 2.06 ERA and limited opponents to a .220 batting average. They totaled 266 strikeouts as compared to just 82 walks.

In the offseason, the Frogs added seven pitchers to their roster. Six of the seven are freshmen. Tyler Alexander was a 23rd round draft pick of the Detroit Tigers. Additionally, redshirt freshman Mitchell Traver (2012 39th round pick) will make his collegiate debut after missing the 2013 season with an injury.

A BIG HOLE TO FILL

Over the course of his 10 seasons at TCU, head coach Jim Schlossnagle has had the luxury of a consistent presence at third base. In 10 years, Schlossnagle has seen 10 different players spend time at the hot corner. Of those 10, just two, Matt Carpenter and Jantzen Witte, account for 61% of the games played under Schlossnagle.

Witte's graduation marks the end of an era. The successor to Carpenter, who played 188 career games at third base, Witte made 190 starts at the hot corner. He was a career .327 hitter with 63 doubles, 14 home runs and 138 RBIs.

HOME SWEET HOME

The Frogs have enjoyed the home cooking of Lupton Stadium since it opened in 2003. TCU has an all-time record of 250-92 (.731) at Lupton Stadium, tallying at least 20 wins in nine of 11 seasons.

In 2013, the Frogs posted a 16-14 record in 30 home games. As a team, TCU outscored its opponents 118-99.

On the mound, the pitching staff enjoyed the friendly confines to the tune of a 2.54 ERA with three shutouts. The staff fanned 255 batters and held opponents to a .223 batting average against.

A TWO-SPORT STAR IN THE MAKING

Freshman Ty Slanina is looking to do something this spring that hasn't been done since 2006 - be a baseball and football player at TCU.

Chad Huffman played both football and baseball from 2004-06 when he hung up the football pads in favor of professional baseball.

Slanina played wide receiver as a true freshman this past fall. He was integral part of the receiving corps, playing in all 12 games. Slanina recorded 26 catches for 204 yards, an average of 15.3 yards per game.

THE YOUTH MOVEMENT

The Frogs added 18 newcomers to their roster in the fall. The group includes 13 freshman, one sophomore transfer and four junior college transfers. Baseball America ranked the group No. 17.

Two members of the incoming class were drafted in Tyler Alexander (23rd round) and Jordan Kipper (39th round).

Joining Alexander in the freshman class are: Connor Beck, Ryan Burnett, Will Foreman, Will Fox,

Eric Garza, Brandon Gilson, Brian Howard, Michael Landestoy, Robby Medel, Walker Pennington, Ty Slanina and Preston Templar.

Transferring to TCU were Connor Castellano, Dylan Delso, Garrett Crain, Jeremie Fagnan and Jordan Kipper.

FROGS ON THE AIRWAVES

The Horned Frogs are slated to have 17 games televised this season, 14 of which are home games.

Through TCU's third-tier contract with FOX Sports, the Frogs will have 13 games on either FOX Sports Southwest or FOX Sports Southwest+. FOX College Sports will televise the May 4 home game against Kansas, while the Longhorn Network will air all three games at Texas.

Additionally, head coach Jim Schlossnagle will join John Denton once a month for Talking TCU Baseball which will air live on KTCU 88.7 FM. The four shows are slated to air Feb. 13, March 20, April 24 and May 8.

FROGS PICKED SECOND IN BIG 12

The TCU baseball team was selected to finish in a tie with Oklahoma State for second after receiving 51 points in a vote by the league's coaches.

Defending conference champion Kansas State was favored to win the league, receiving a total of 56 points and five first-place votes. Following TCU and Oklahoma State was Texas (4th), Oklahoma (5th), Baylor (6th), West Virginia (7th), Texas Tech (8th) and Kansas (9th).

A LOOK AT THE LINEUP

Returning Position Players (8):

Name	Yr.	Avg.	2B	HR	RBI	SB
Kyle Bacak	Sr.	.238	3	0	12	0
Kevin Cron	Jr.	.208	7	2	20	3
Dylan Fitzgerald	Sr.	.221	4	0	6	5
Cody Jones	Jr.	.269	6	1	18	13
Keaton Jones	Jr.	.231	3	0	23	2
Derek Odell	Jr.	.247	5	1	32	1
Jerrick Suiter	Jr.	.186	3	0	10	3
Boomer White	So.	.314	13	1	27	2

Position Players Lost (10):

Name	Yr.	Avg.	2B	HR	RBI	SB
Kevin Daniels	Jr.	.056	0	0	0	0
Josh Gonzales	Sr.	.097	2	0	1	0
Paul Hendrix	Jr.	.273	10	5	30	4
Travis Hennessey	Fr.	.176	0	0	1	0
Axel Johnson	So.	.143	0	0	1	0
Brett Johnson	Jr.	.234	3	0	10	0
Paddy O'Brien	Fr.	.000	0	0	0	0
Al Ralston	Sr.	.000	0	0	0	0
Jantzen Witte	Sr.	.293	15	3	34	3
Davy Wright	Sr.	.229	0	0	0	2

Newcomers (11):

Name	Yr.	Bats	Previous School
Connor Beck	Fr.	R	Midland HS
Connor Castellano	Jr.	L	Santa Fe College
Garrett Crain	Jr.	S	Rose State College
Dylan Delso	So.	R	Cowley County
Will Foreman	Fr.	R	Lamar HS
Will Fox	Fr.	L	Montgomery HS
Eric Garza	Fr.	R	Ronald Reagan HS
Jeremie Fagnan	Jr.	L	Midland College
Michael Landestoy	Fr.	R	Saint George School
Walker Pennington	Fr.	R	Memorial HS
Ty Slanina	Fr.	L	East Bernard HS

2014 TCU BASEBALL

2014 ROSTER AND BREAKDOWN

FROGS BY CLASS

Seniors (2): Bacak, Fitzgerald

Juniors (13): Castellano, Crain, Cron, Evans, Fagnan, Finnegan, C. Jones, K. Jones, Kipper, Morrison, Odell, Suiter, Teakell

Sophomores (4): Delso, Ferrell, White, Young

Freshmen (15): Alexander, Beck, Burnett, Foreman, Fox, Garza, Gilson, Howard, Landestoy, Medel, Pennington, Slanina, Templer, Traver, Trieglaff

FROGS BY STATE

Texas (21): Alexander, Bacak, Beck, Burnett, Evans, Ferrell, Finnegan, Foreman, Fox, Garza, Gilson, C. Jones, Medel, Odell, Pennington, Slanina, Teakell, Templer, Traver, Trieglaff, White

Arizona (2): Cron, Kipper

California (2): Fitzgerald, K. Jones

Oklahoma (2): Crain, Delso

Canada (1): Fagnan

Dominican Republic (1): Landestoy

Illinois (1): Young

Indiana (1): Suiter

Louisiana (1): Castellano

Missouri (1): Howard

North Carolina (1): Morrison

#	Name	Pos.	Ht.	Wt.	B/T	Yr.	Hometown/Previous School
00	Kevin Cron	1B	6-5	245	R/R	Jr.	Phoenix, Ariz./Mountain Pointe H.S.
1	Cody Jones	OF	5-11	175	S/R	Jr.	Round Rock, Texas/Temple College
3	Ty Slanina	OF	6-0	193	L/L	Fr.	East Bernard, Texas/East Bernard H.S.
4	Connor Castellano	INF	5-11	190	L/R	Jr.	Shreveport, La./Santa Fe College
5	Derek Odell	INF	6-1	185	L/R	Jr.	Canyon, Texas/Canyon H.S.
6	Kyle Bacak	C	5-9	175	R/R	Sr.	Katy, Texas/San Jacinto College
7	Michael Landestoy	1B	6-3	172	R/R	Fr.	Santo Domingo, D.R./Saint George School
8	Boomer White	OF	5-8	195	R/R	So.	Houston, Texas/Memorial H.S.
9	Eric Garza	INF	5-11	180	R/R	Fr.	San Antonio, Texas/Ronald Reagan H.S.
11	Travis Evans	LHP	6-1	175	L/L	Jr.	Round Rock, Texas/Round Rock H.S.
12	Riley Ferrell	RHP	6-1	200	R/R	So.	College Station, Texas/A&M Consolidated
13	Tyler Alexander	LHP	6-3	180	L/L	Fr.	Southlake, Texas/Southlake Carroll H.S.
15	Dylan Delso	C	5-11	195	S/R	So.	Broken Arrow, Okla./Cowley County College
17	Ryan Burnett	LHP	6-2	208	L/L	Fr.	The Woodlands, Texas/The Woodlands H.S.
18	Preston Morrison	RHP	6-2	185	R/R	Jr.	Waxhaw, N.C./Cuthbertson H.S.
21	Brian Trieglaff	RHP	6-1	190	R/R	RS-Fr.	Houston, Texas/Houston Christian H.S.
23	Alex Young	LHP	6-2	190	L/L	So.	Hawthorn Woods, Ill./Carmel Catholic H.S.
24	Connor Beck	OF	6-2	175	R/R	Fr.	Midland, Texas/Midland H.S.
25	Will Foreman	C/OF	5-10	185	R/R	Fr.	Houston, Texas/Lamar H.S.
26	Keaton Jones	INF	6-2	195	R/R	Jr.	Laguna Beach, Calif./Laguna Beach H.S.
27	Jordan Kipper	RHP	6-4	210	R/R	Jr.	Phoenix, Ariz./Central Arizona College
29	Brandon Finnegan	LHP	5-11	184	L/L	Jr.	Fort Worth, Texas/Southwest H.S.
31	Jerrick Suiter	OF/C	6-4	235	R/R	Jr.	Valparaiso, Ind./Valparaiso H.S.
32	Jeremie Fagnan	OF	6-2	200	L/R	Jr.	Calgary, Alberta/Midland College
33	Mitchell Traver	RHP	6-7	251	R/R	RS-Fr.	Navasota, Texas/Houston Christian H.S.
34	Garrett Crain	INF	6-0	185	S/R	Jr.	Mustang, Okla./Rose State College
35	Robby Medel	RHP	6-4	170	R/R	Fr.	Arlington, Texas/Bowie H.S.
37	Walker Pennington	OF	6-1	195	R/R	Fr.	Houston, Texas/Memorial H.S.
38	Dylan Fitzgerald	OF	6-1	190	L/R	Sr.	Santa Ana, Calif./Cypress College
39	Preston Templer	RHP	6-1	190	R/R	Fr.	Fort Worth, Texas/All Saints Episcopal H.S.
40	Trey Teakell	RHP	6-5	170	R/R	RS-Jr.	Weatherford, Texas/Weatherford H.S.
43	Brandon Gilson	LHP	6-5	225	L/L	Fr.	Prosper, Texas/Prosper H.S.
44	Brian Howard	RHP	6-9	185	R/R	Fr.	St. Louis, Mo./St. Louis University H.S.
47	Will Fox	INF	6-0	150	L/R	Fr.	Montgomery, Texas/Montgomery H.S.

- 22 Jim Schlossnagle - Head Coach (11th Season), Elon College, 1992
- 14 Bill Mosiello - Associate Head Coach (1st Season), Fresno State, 1986
- 2 Kirk Saarloos - Assistant Coach (2nd Season), Cal State Fullerton 2001
- 28 Zach Etheredge - Volunteer Assistant (1st Season), UTSA, 2008
- Meredith Montgomery - Director of Baseball Operations (5th Season), TCU, 2009
- Danny Wheat - Athletic Trainer (10th Season), Texas, 1975

PRONUNCIATION GUIDE

Kyle **Bacak**.....Ba-chock
 Kevin **Cron**.....Rhymes with Bone
 Jeremie **Fagnan**.....Fan-yun
 Riley **Ferrell**.....Fair-el
 Robby **Medel**.....Muh-dell
 Bill **Mosiello**.....Mo-zee-el-o
 Kirk **Saarloos**.....Sar-los
 Trey **Teakell**.....Tea-Kull
 Mitchell **Traver**.....Tray-ver
 Brian **Trieglaff**.....Tree-glaff

2014 TCU BASEBALL

2014 TV/RADIO PHOTO ROSTER



00 KEVIN CROON
1B | 6-5 | 245 | R/R | Jr.
Phoenix, Ariz.




1 CODY JONES
OF | 5-11 | 175 | S/R | Jr.
Round Rock, Texas



3 TY SLANINA
OF | 6-0 | 193 | L/L | Fr.
East Bernard, Texas



4 CONNOR CASTELLANO
IF | 5-11 | 190 | L/R | Jr.
Shreveport, La.



5 DEREK ODELL
IF | 6-11 | 185 | L/R | Jr.
Canyon, Texas



6 KYLE BACAK
C | 5-9 | 175 | R/R | Sr.
Katy, Texas



7 MICHAEL LANDESTOY
1B | 6-3 | 172 | R/R | Fr.
Santo Domingo, D.R.



8 BOOMER WHITE
OF | 5-8 | 195 | R/R | So.
Houston, Texas



9 ERIC GARZA
INF | 5-11 | 180 | R/R | Fr.
San Antonio, Texas



11 TRAVIS EVANS
LHP | 6-11 | 175 | L/L | Jr.
Round Rock, Texas



12 RILEY FERRELL
RHP | 6-1 | 200 | R/R | So.
College Station, Texas



13 TRAVIS HENNESSEY
LHP | 6-3 | 180 | L/L | Fr.
Southlake, Texas




15 DYLAN DELSO
C | 5-11 | 195 | S/R | So.
Broken Arrow, Okla.



17 RYAN BURNETT
LHP | 6-2 | 208 | L/L | Fr.
The Woodlands, Texas



18 PRESTON MORRISON
RHP | 6-2 | 185 | R/R | Jr.
Waxhaw, N.C.



21 BRIAN TRIEGLAFF
RHP | 6-11 | 190 | R/R | Fr.
Houston, Texas



23 ALEX YOUNG
LHP | 6-2 | 190 | L/L | Fr.
Hawthorn Woods, Ill.



24 CONNOR BECK
OF | 6-2 | 175 | R/R | Fr.
Midland, Texas



25 WILL FOREMAN
C/OF | 5-10 | 185 | R/R | Fr.
Houston, Texas



26 KEATON JONES
IF | 6-2 | 195 | R/R | Jr.
Laguna Beach, Calif.



27 JORDAN KIPPER
RHP | 6-4 | 210 | R/R | Jr.
Phoenix, Ariz.



29 BRANDON FINNEGAN
LHP | 5-11 | 184 | L/L | Jr.
Fort Worth, Texas



31 JERRICK SUITER
OF/C | 6-4 | 235 | R/R | Jr.
Valparaiso, Ind.



32 JEREMIE FAGNAN
OF | 6-2 | 200 | L/R | Jr.
Calgary, Alberta



33 MITCHELL TRAVER
RHP | 6-7 | 251 | R/R | Rf.
Navasota, Texas



34 GARRETT CRAIN
INF | 6-0 | 185 | S/R | Jr.
Mustang, Okla.



35 ROBBY MEDEL
RHP | 6-4 | 170 | R/R | Fr.
Arlington, Texas



37 WALKER PENNINGTON
OF | 6-11 | 195 | R/R | Fr.
Houston, Texas



38 DYLAN FITZGERALD
OF | 6-11 | 190 | L/R | Sr.
Santa Ana, Calif.



39 PRESTON TEMPLAR
RHP | 6-11 | 190 | R/R | Fr.
Fort Worth, Texas




40 TREY TEAKELL
RHP | 6-5 | 170 | R/R | Jr.
Weatherford, Texas



43 BRANDON GILSON
LHP | 6-5 | 225 | L/L | Fr.
Prosper, Texas



44 BRIAN HOWARD
RHP | 6-9 | 185 | R/R | Fr.
St. Louis, Mo.



47 WILL FOX
INF | 6-0 | 150 | L/L | Fr.
Montgomery, Texas



22 JIM SCHLOSSNAGLE
Head Coach
11th Season



14 BILL MOSIELLO
Associate Head Coach
1st Season



2 KIRK SAARLOOS
Assistant Coach
2nd Season



28 ZACH ETHEREDGE
Volunteer Assistant Coach
1st Season



MEREDITH MONTGOMERY
Director of Baseball Ops.
5th Season

ALPHABETICAL ROSTER

13	Tyler Alexander	LHP
6	Kyle Bacak	C
24	Connor Beck	OF
17	Ryan Burnett	LHP
4	Connor Castellano	INF
34	Garrett Crain	INF
00	Kevin Cron	1B
15	Dylan Delso	15
11	Travis Evans	LHP
32	Jeremie Fagnan	OF
12	Riley Ferrell	RHP
29	Brandon Finnegan	LHP
38	Dylan Fitzgerald	OF
25	Will Foreman	C/OF
47	Will Fox	INF
9	Eric Garza	INF
43	Brandon Gilson	LHP
44	Brian Howard	RHP
1	Cody Jones	OF
26	Keaton Jones	INF
27	Jordan Kipper	RHP
7	Michael Landestoy	1B
35	Robby Medel	RHP
18	Preston Morrison	RHP
5	Derek Odell	INF
37	Walker Pennington	RHP
3	Ty Slanina	OF
31	Jerrick Suiter	OF/C
40	Trey Teakell	RHP
39	Preston Templar	RHP
33	Mitchell Traver	RHP
21	Brian Trieglaff	RHP
8	Boomer White	C/OF
23	Alex Young	LHP

2014 TCU BASEBALL

2014 SCHEDULE

FEBRUARY

Fri.	14	Jacksonville	Lupton Stadium	6:30 p.m.
Sat.	15	Jacksonville	Lupton Stadium	2 p.m.
Sun.	16	Jacksonville	Lupton Stadium	1 p.m.
Tues.	18	Northern Colorado	Lupton Stadium	6:30 p.m.
Fri.	21	vs. BYU [^]	Corpus Christi, Texas	2 p.m.
Sat.	22	TAMU-CC [^]	Corpus Christi, Texas	6 p.m.
Sun.	23	vs. UTSA [^]	Corpus Christi, Texas	Noon
Tues.	25	UT Arlington	Lupton Stadium	6:30 p.m.
Fri.	28	vs. Sam Houston State!	Houston, Texas	3:35 p.m.

MARCH

Sat.	1	vs. Rice!	Houston, Texas	7:05 p.m.
Sun.	2	vs. Houston!	Houston, Texas	5:05 p.m.
Tues.	4	Dallas Baptist	Lupton Stadium	6:30 p.m.
Fri.	7	Michigan State	Lupton Stadium	6:30 p.m.
Sat.	8	Michigan State	Lupton Stadium	2 p.m.
Sun.	9	Michigan State	Lupton Stadium	1 p.m.
Tues.	11	Rice	Houston, Texas	6:30 p.m.
Fri.	14	Dartmouth	Lupton Stadium	6:30 p.m.
Sat.	15	Dartmouth	Lupton Stadium	2 p.m.
Sun.	16	Dartmouth	Lupton Stadium	1 p.m.
Tues.	18	Oklahoma	Norman, Okla.	6 p.m.
Fri.	21	Texas Tech*	Lupton Stadium	6:30 p.m.
Sat.	22	Texas Tech*	Lupton Stadium	2 p.m.
Sun.	23	Texas Tech*	Lupton Stadium	1 p.m.
Tues.	25	UT Pan American	Lupton Stadium	6:30 p.m.
Wed.	26	UT Pan American	Lupton Stadium	6:30 p.m.
Fri.	28	Oklahoma State*	Stillwater, Okla.	6:30 p.m.
Sat.	29	Oklahoma State*	Stillwater, Okla.	3 p.m.
Sun.	30	Oklahoma State*	Stillwater, Okla.	1 p.m.

APRIL

Tues.	1	UT Arlington	Arlington, Texas	6:30 p.m.
Fri.	4	West Virginia*	Lupton Stadium	6:30 p.m.
Sat.	5	West Virginia*	Lupton Stadium	4 p.m.
Sun.	6	West Virginia*	Lupton Stadium	1 p.m.
Tues.	8	Dallas Baptist	Dallas, Texas	6:30 p.m.
Fri.	11	Kansas*	Lawrence, Kan.	6 p.m.
Sat.	12	Kansas*	Lawrence, Kan.	2 p.m.
Sun.	13	Kansas*	Lawrence, Kan.	1 p.m.
Tues.	15	Houston Baptist	Lupton Stadium	6:30 p.m.
Fri.	17	Texas*	Austin, Texas	6 p.m.
Sat.	18	Texas*	Austin, Texas	6 p.m.
Sun.	19	Texas*	Austin, Texas	2 p.m.
Tues.	22	vs. Texas Tech	Ablene, Texas	6 p.m.
Fri.	25	Cal State Northridge	Lupton Stadium	6:30 p.m.
Sat.	26	Cal State Northridge	Lupton Stadium	4 p.m.
Sun.	27	Cal State Northridge	Lupton Stadium	1 p.m.
Tues.	29	Stephen F. Austin	Nacogdoches, Texas	6:30 p.m.

MAY

Fri.	2	Kansas State*	Lupton Stadium	6:30 p.m.
Sat.	3	Kansas State*	Lupton Stadium	4 p.m.
Sun.	4	Kansas State*	Lupton Stadium	1 p.m.
Fri.	9	Oklahoma*	Lupton Stadium	6:30 p.m.
Sat.	10	Oklahoma*	Lupton Stadium	4 p.m.
Sun.	11	Oklahoma*	Lupton Stadium	1 p.m.
Tues.	13	UT Arlington	Lupton Stadium	6:30 p.m.
Thurs.	15	Baylor*	Lupton Stadium	6:35 p.m.
Fri.	16	Baylor*	Lupton Stadium	6:35 p.m.
Sat.	17	Baylor*	Lupton Stadium	3:05 p.m.
W-Sat.	21-25	Big 12 Tournament	Oklahoma City, Okla.	TBA

JUNE

F-M	31-3	NCAA Regional	TBA	TBA
F-M	7-9	NCAA Super Regionals	TBA	TBA
Sat.-W	15-26	College World Series	Omaha, Neb.	TBA

* Indicates Big 12 Conference Game

[^] Indicates games will be played at Whataburger Park (Corpus Christi, Texas)

! Indicates game will be played at Minute Maid Park (Houston, Texas)

All times are central and subject to change

FEBRUARY

SUN.	MON.	TUES.	WED.	THUR.	FRI.	SAT.
9	10	11	12	13		
	17		19	20		
	24		26	27		

MARCH

SUN.	MON.	TUES.	WED.	THUR.	FRI.	SAT.
	3		5	6		
	10		12	13		
	17		19	20		
	24			27		

APRIL

SUN.	MON.	TUES.	WED.	THUR.	FRI.	SAT.
	31		2	3		
	7		9	10		
	14		16			
20	21		23	24		
	28		30			

MAY

SUN.	MON.	TUES.	WED.	THUR.	FRI.	SAT.
				1		
	5	6	7	8		
	13		14			
18	19	20				
	25	26	27	28	29	30

2014 TCU BASEBALL

2014 OPPONENT INFORMATION



BAYLOR BEARS

May 15-17

Quick Facts

Location..... Waco, Texas
 Founded..... 1845
 Enrollment..... 15,616
 Nickname..... Bears
 Colors..... Green and Gold
 Conference..... Big 12
 President..... Ken Starr
 Athletics Director..... Ian McCaw
 Field (Capacity)..... Baylor Ballpark (5,000)
 Dimensions..... 330-400-330

Team Information

Head Coach..... Steve Smith
 Record at Baylor..... 695-460-1/19th year
 Career Record..... Same
 2013 Record..... 27-28
 Postseason..... None
 Conference Record/Finish..... 12-11/5th
 Final Ranking..... N/A
 Letterwinners R/L..... 15/12
 Starters R/L..... 6/4

Media Relations Information

Contact..... Zach Peters
 Office Phone..... (254) 710-3784
 Cell Phone..... (254) 749-0712
 E-mail..... zach_peters@baylor.edu
 Website..... www.baylorbears.com



BYU COUGARS

Feb. 21

Quick Facts

Location..... Provo, Utah
 Founded..... 1875
 Enrollment..... 33,336
 Nickname..... Cougars
 Colors..... Dark Blue and White
 Conference..... West Coast
 President..... Cecil O. Samuelson
 Athletics Director..... Tom Holmoe
 Field (Capacity)..... Larry H. Miller Field (2,300)
 Dimensions..... 345-400-345

Team Information

Head Coach..... Mike Littlewood
 Record at BYU..... 32-21/2nd year
 Career Record..... 213-132/7th year
 2013 Record..... 32-21
 Postseason..... None
 Conference Record/Finish..... 15-9/T-2nd
 Final Ranking..... N/A
 Letterwinners R/L..... 20/15
 Starters R/L..... 5/4

Media Relations Information

Contact..... Ralph Zobell
 Office Phone..... (801) 422-9769
 Cell Phone..... (801) 367-2554
 E-mail..... ralph_zobell@byu.edu
 Website..... www.byucougars.com



CSU NORTHRIDGE MATADORS

April 25-27

Quick Facts

Location..... Northridge, Calif.
 Founded..... 1958
 Enrollment..... 39,000
 Nickname..... Matadors
 Colors..... Red, White and Black
 Conference..... Big West
 President..... Dr. Dianne F. Harrison
 Athletics Director..... Dr. Brandon E. Martin
 Field (Capacity)..... Matador Field (1,000)
 Dimensions..... 325-395-325

Team Information

Head Coach..... Greg Moore
 Record at Cal State Northridge..... 0-0/1st year
 Career Record..... Same
 2013 Record..... 31-26
 Postseason..... None
 Conference Record/Finish..... 15-12/T-4th
 Final Ranking..... None
 Letterwinners R/L..... 18/11
 Starters R/L..... 8/4

Media Relations Information

Contact..... Kevin Strauss
 Office Phone..... (818) 677-3860
 Cell Phone..... (909) 730-2076
 E-mail..... kevin.strauss@csun.edu
 Website..... www.gomatadors.com



DALLAS BAPTIST PATRIOTS

March 4 // April 8

Quick Facts

Location..... Dallas, Texas
 Founded..... 1898
 Enrollment..... 5,611
 Nickname..... Patriots
 Colors..... Red, White and Navy Blue
 Conference..... Missouri Valley Conference
 President..... Dr. Gary Cook
 Interim Athletics Director..... Connor Smith
 Field (Capacity)..... Joan & Andy Horner Ballpark (2,000)
 Dimensions..... 330-393-330

Team Information

Head Coach..... Dan Heefner
 Record at Dallas Baptist..... 216-134/7th year
 Career Record..... Same
 2013 Record..... 30-30
 Postseason..... None
 Conference Record/Finish..... 13-14/7th (WAC)
 Final Ranking..... N/A
 Letterwinners R/L..... 17/11
 Starters R/L..... 6/6

Media Relations Information

Contact..... Reagan Ratcliff
 Office Phone..... (214) 333-5942
 Cell Phone..... (214) 356-6309
 E-mail..... reagan@dbu.edu
 Website..... www.dbupatriots.com



DARTMOUTH BIG GREEN

March 14-16

Quick Facts

Location..... Hanover, N.H.
 Founded..... 1769
 Enrollment..... 4,200
 Nickname..... Big Green
 Colors..... Dartmouth Green and White
 Conference..... Ivy League
 President..... Philip J. Hanlon
 Athletics Director..... Harry Sheehy
 Field (Capacity)..... Red Rolfe Field at Biondi Park (2,000)
 Dimensions..... 325-403-340

Team Information

Head Coach..... Bob Whalen
 Record at Dartmouth..... 489-453-1/24th year
 Career Record..... Same
 2013 Record..... 32-9
 Postseason..... None
 Conference Record/Finish..... 15-5/1st (Red Rolfe Div.)
 Final Ranking..... None
 Letterwinners R/L..... 21/9
 Starters R/L..... 7/2

Media Relations Information

Contact..... Rick Bender
 Office Phone..... (603) 646-1030
 Cell Phone..... (603) 359-3909
 E-mail..... rick.bender@dartmouth.edu
 Website..... www.dartmouthsports.com



HOUSTON COUGARS

March 2

Quick Facts

Location..... Houston, Texas
 Founded..... 1927
 Enrollment..... 39,820
 Nickname..... Cougars
 Colors..... Scarlet and White
 Conference..... American Athletics Conference
 Chancellor..... Dr. Renu Khator
 Athletics Director..... Mack Rhoades
 Field (Capacity)..... Cougar Field (3,500)
 Dimensions..... 330-390-330

Team Information

Head Coach..... Todd Whitting
 Record at Houston..... 81-89-1/4th year
 Career Record..... Same
 2013 Record..... 36-22
 Postseason..... None
 Conference Record/Finish..... 13-11/T-5th
 Final Ranking..... None
 Letterwinners R/L..... 19/13
 Starters R/L..... 7/2

Media Relations Information

Contact..... Allison McClain
 Office Phone..... (713) 743-9404
 Cell Phone..... (936) 635-1129
 E-mail..... ammclai@central.uh.edu
 Website..... www.uhcougars.com



HOUSTON BAPTIST HUSKIES

April 15

Quick Facts

Location..... Houston, Texas
 Founded..... 1934
 Enrollment..... 2,910
 Nickname..... Huskies
 Colors..... Royal Blue and Orange
 Conference..... Southland
 President..... Dr. Robert B. Sloan, Jr.
 Athletics Director..... Steve Moniaci
 Field (Capacity)..... Husky Field (500)
 Dimensions..... 330-406-330

Team Information

Head Coach..... Jared Moon
 Record at Houston Baptist..... 230-228-2/9th year
 Career Record..... Same
 2013 Record..... 34-24-1
 Postseason..... None
 Conference Record/Finish..... 17-10/T-2nd
 Final Ranking..... None
 Letterwinners R/L..... 20/5
 Starters R/L..... 5/3

Media Relations Information

Contact..... Russ Reneau
 Office Phone..... (281) 649-3098
 Cell Phone..... (281) 923-0813
 E-mail..... rreneau@hbu.edu
 Website..... www.hbuhuskies.com



JACKSONVILLE DOLPHINS

Feb. 14-16

Quick Facts

Location..... Jacksonville, Fla.
 Founded..... 1934
 Enrollment..... 3,850
 Nickname..... Dolphins
 Colors..... Green and Gold
 Conference..... Atlantic Sun
 President..... Tim Cost
 Athletics Director..... Brad Edwards
 Field (Capacity)..... John Sessions Stadium (3,000)
 Dimensions..... 340-405-340

Team Information

Head Coach..... Tim Montez
 Record at Jacksonville..... First year
 Career Record..... First year
 2013 Record..... 17-38
 Postseason..... None
 Conference Record/Finish..... 8-19/9th
 Final Ranking..... None
 Letterwinners R/L..... 14/11
 Starters R/L..... 5/4

Media Relations Information

Contact..... Todd Vatter
 Office Phone..... (904) 256-7402
 Cell Phone..... (330) 329-5248
 E-mail..... tvatter@ju.edu
 Website..... www.judolphins.com



KANSAS JAYHAWKS

April 11-13

Quick Facts

Location..... Lawrence, Kan.
 Founded..... 1866
 Enrollment..... 27,939
 Nickname..... Jayhawks
 Colors..... Crimson and Blue
 Conference..... Big 12
 Chancellor..... Dr. Bernadette Gray-Little
 Athletics Director..... Dr. Sheahon Zenger
 Field (Capacity)..... Hoglund Park (2,500)
 Dimensions..... 330-400-330

Team Information

Head Coach..... Ritch Price
 Record at Kansas..... 357-309-2/11th year
 Career Record..... 574-529-3/20th year
 2013 Record..... 34-25
 Postseason..... None
 Conference Record/Finish..... 12-12/6th
 Final Ranking..... N/A
 Letterwinners R/L..... 18/8
 Starters R/L..... 6/3

Media Relations Information

Contact..... D.J. Haurin
 Office Phone..... (785) 864-3575
 Cell Phone..... (785) 312-2836
 E-mail..... dhaurin@ku.edu
 Website..... www.kuathletics.com



KANSAS STATE WILDCATS

May 2-4

Quick Facts

Location..... Manhattan, Kan.
 Founded..... 1863
 Enrollment..... 24,581
 Nickname..... Wildcats
 Colors..... Purple and White
 Conference..... Big 12
 President..... Dr. Kirk Schultz
 Athletics Director..... John Currie
 Field (Capacity)..... Tointon Family Stadium (2,331)
 Dimensions..... 340-400-325

Team Information

Head Coach..... Brad Hill
 Record at Kansas State..... 338-243-3/11th year
 Career Record..... 756-334-3/19th year
 2013 Record..... 45-19
 Postseason..... NCAA Corvallis Super Regional
 Conference Record/Finish..... 16-8/1st
 Final Ranking..... 13 (BA), 14 (ABCA)
 Letterwinners R/L..... 19/10
 Starters R/L..... 6/3

Media Relations Information

Contact..... Chris Kutz
 Office Phone..... (785) 532-7976
 Cell Phone..... (785) 307-5931
 E-mail..... ckutz@kstatesports.com
 Website..... www.kstatesports.com



MICHIGAN STATE SPARTANS

March 7-9

Quick Facts

Location..... Lansing, Mich.
 Founded..... 1855
 Enrollment..... 48,800
 Nickname..... Spartans
 Colors..... Green and White
 Conference..... Big 10
 President..... Dr. Lou Anna K. Simon
 Athletics Director..... Mark Hollis
 Field (Capacity)..... McLane Baseball Stadium (2,500)
 Dimensions..... 340-400-325

Team Information

Head Coach..... Jake Boss
 Record at Michigan State..... 163-111/6th year
 Career Record..... 188-145/7th year
 2013 Record..... 33-17
 Postseason..... None
 Conference Record/Finish..... 12-9/7th
 Final Ranking..... None
 Letterwinners R/L..... 18/12
 Starters R/L..... 8/1

Media Relations Information

Contact..... Jeff Barnes
 Office Phone..... (517) 355-2271
 Cell Phone..... (517) 881-5328
 E-mail..... jbarnes@ath.msu.edu
 Website..... www.msuspartans.com



NORTHERN COLORADO BEARS

February 18

Quick Facts

Location..... Greeley, Colo.
 Founded..... 1889
 Enrollment..... 9,910
 Nickname..... Bears
 Colors..... Blue and Gold
 Conference..... Western Athletic Conference
 President..... Kay Norton
 Athletics Director..... Darren Dun
 Field (Capacity)..... Jackson Field (1,500)
 Dimensions..... 348-416-356


Team Information

Head Coach..... Carl Iwasaki
 Record at Northern Colorado..... 84-89/4th year
 Career Record..... 186-219/10th year
 2013 Record..... 33-24
 Postseason..... None
 Conference Record/Finish..... 20-7/1st (WVC)
 Final Ranking..... None
 Letterwinners R/L..... 13/8
 Starters R/L..... 6/4

Media Relations Information

Contact..... Heather Kennedy
 Office Phone..... (970) 351-1065
 Cell Phone..... (970) 978-0675
 E-mail..... heather.kennedy@unco.edu
 Website..... www.uncbears.com

2014 OPPONENT INFORMATION



OKLAHOMA SOONERS
March 18 // May 9-11

Quick Facts


Location..... Norman, Okla.
 Founded..... 1890
 Enrollment..... 31,097
 Nickname..... Sooners
 Colors..... Crimson and Cream
 Conference..... Big 12
 President..... David L. Boren
 Athletics Director..... Joe Castiglione
 Field (Capacity)..... L. Dale Mitchell Park (3,180)
 Dimensions..... 335-411-335

Team Information

Head Coach..... Pete Hughes
 Record at Oklahoma..... First year
 Career Record..... 524-385-2/18th year
 2013 Record..... 43-21
 Postseason..... NCAA Baton Rouge Super Regional
 Conference Record/Finish..... 13-11/3rd
 Final Ranking..... 15 (BA; PG); 16 (NCBWA, CB); 17 (USA)
 Letterwinners R/L..... 17/11
 Starters R/L..... 5/4

Media Relations Information

Contact..... Brendan Flynn
 Office Phone..... (405) 325-6449
 Cell Phone..... (405) 596-9264
 E-mail..... brendan.flynn@ou.edu
 Website..... www.soonersports.com



OKLAHOMA STATE COWBOYS
March 28-30

Quick Facts


Location..... Stillwater, Okla.
 Founded..... 1890
 Enrollment..... 37,232
 Nickname..... Cowboys
 Colors..... Orange and Black
 Conference..... Big 12
 President..... Burns Hargis
 V.P. for Athletic Programs..... Mike Holder
 Field (Capacity)..... Allie P. Reynolds Stadium (4,000)
 Dimensions..... 330-398-330

Team Information

Head Coach..... Josh Holliday
 Record at Oklahoma State..... 41-19/2nd year
 Career Record..... Same
 2013 Record..... 41-19
 Postseason..... NCAA Louisville Regional
 Conference Record/Finish..... 13-10/2nd
 Final Ranking..... 24 (BA), 22 (CB, NCBWA), 21 (USA), 23 (PG)
 Letterwinners R/L..... 15/11
 Starters R/L..... 6/3

Media Relations Information

Contact..... Wade McWhorter
 Office Phone..... (405) 744-7853
 Cell Phone..... (405) 612-5240
 E-mail..... wade.mcwhorter@okstate.edu
 Website..... www.okstate.com



RICE OWLS
March 1 // March 11

Quick Facts


Location..... Houston, Texas
 Founded..... 1891
 Enrollment..... 6,077
 Nickname..... Owls
 Colors..... Blue and Gray
 Conference..... Conference USA
 President..... David W. Leebron
 Athletics Director..... Joe Karlgard
 Field (Capacity)..... Reckling Park (6,193)
 Dimensions..... 330-400-330

Team Information

Head Coach..... Wayne Graham
 Record at Rice..... 997-400/23rd year
 Career Record..... 1,572-513/34th year
 2013 Record..... 44-20
 Postseason..... NCAA Raleigh Super Regional
 Conference Record/Finish..... 15-9/1st
 Final Ranking..... 16 (BA; PG); 14 (CB); 15 (NCBWA; USA)
 Letterwinners R/L..... 21/7
 Starters R/L..... 6/3

Media Relations Information

Contact..... John Sullivan
 Office Phone..... (713) 348-5636
 Cell Phone..... (832) 250-9000
 E-mail..... jsully@rice.edu
 Website..... www.riceowls.com



SAM HOUSTON STATE BEARKATS
February 28

Quick Facts


Location..... Huntsville, Texas
 Founded..... 1879
 Enrollment..... 19,162
 Nickname..... Bearkats
 Colors..... Orange and White
 Conference..... Southland
 President..... Dr. Dana Gibson
 Athletics Director..... Bobby Williams
 Field (Capacity)..... Don Sanders Stadium (1,164)
 Dimensions..... 330-400-330

Team Information

Head Coach..... David Pierce
 Record at Sam Houston State..... 78-44/3rd year
 Career Record..... Same
 2013 Record..... 38-22
 Postseason..... NCAA Baton Rouge Regional
 Conference Record/Finish..... 20-7/1st
 Final Ranking..... None
 Letterwinners R/L..... 15/10
 Starters R/L..... 7/2

Media Relations Information

Contact..... Kevin Rodriguez
 Office Phone..... (936) 294-1764
 E-mail..... krodiguez@shsu.edu
 Website..... www.gobearkats.com



STEPHEN F. AUSTIN LUMBERJACKS
April 29

Quick Facts


Location..... Nacogdoches, Texas
 Founded..... 1923
 Enrollment..... 12,999
 Nickname..... Lumberjacks
 Colors..... Purple and White
 Conference..... Southland
 President..... Dr. Baker Pattillo
 Athletics Director..... Robert Hill
 Field (Capacity)..... Jaycees Field (1,000)
 Dimensions..... 330-400-330

Team Information

Head Coach..... Johnny Cardenas
 Record at Stephen F. Austin..... 148-137/6th year
 Career Record..... Same
 2013 Record..... 28-29
 Postseason..... None
 Conference Record/Finish..... 15-12/7-5th
 Final Ranking..... None
 Letterwinners R/L..... 10/14
 Starters R/L..... 2/7

Media Relations Information

Contact..... Kyle Rogers
 Office Phone..... (936) 468-5801
 Cell Phone..... (832) 573-5725
 E-mail..... rogerska1@sfasu.edu
 Website..... www.sfajacks.com



TEXAS LONGHORNS
May 2-4

Quick Facts

Location..... Austin, Texas
 Founded..... 1883
 Enrollment..... 52,076
 Nickname..... Longhorns
 Colors..... Burnt Orange and White
 Conference..... Big 12
 President..... William C. Powers, Jr.
 Athletics Director..... Steve Patterson
 Field (Capacity)..... UFCU Disch-Falk Field (6,649)
 Dimensions..... 340-400-325

Team Information

Head Coach..... Augie Garrido
 Record at Texas..... 723-347-2/18th year
 Career Record..... 1,874-871-9/46th year
 2013 Record..... 27-24
 Postseason..... None
 Conference Record/Finish..... 7-17/9th
 Final Ranking..... None
 Letterwinners R/L..... 19/10
 Starters R/L..... 7/1

Media Relations Information

Contact..... Justin Moore
 Office Phone..... (512) 232-9438
 E-mail..... justin.moore@austin.utexas.edu
 Website..... www.texasports.com



TAMU-CC ISLANDERS
February 22

Quick Facts


Location..... Corpus Christi, Texas
 Founded..... 1947
 Enrollment..... 10,500
 Nickname..... Islanders
 Colors..... Royal Blue, Green and White
 Conference..... Southland
 President..... Dr. Flavius Killebrew
 Interim Athletics Director..... Scott Lazenby
 Field (Capacity)..... Chapman Field
 Dimensions..... 330-400-330

Team Information

Head Coach..... Scott Malone
 Record at TAMU-CC..... 156-185-2
 Career Record..... Same
 2013 Record..... 33-24
 Postseason..... None
 Conference Record/Finish..... 17-10/2nd
 Final Ranking..... None
 Letterwinners R/L..... 12/16
 Starters R/L..... 3/6

Media Relations Information

Contact..... Brett Winegarner
 Office Phone..... (361) 825-3411
 E-mail..... brett.winegarner@tamucc.edu
 Website..... www.goislanders.com



TEXAS TECH RED RAIDERS
March 21-23 // April 22

Quick Facts


Location..... Lubbock, Texas
 Founded..... 1923
 Enrollment..... 33,111
 Nickname..... Red Raiders
 Colors..... Scarlet and Black
 Conference..... Big 12
 Chancellor..... Kent Hance
 Athletics Director..... Kirby Hocutt
 Field (Capacity)..... Dan Law Field (4,368)
 Dimensions..... 330-404-330

Team Information

Head Coach..... Tim Tadlock
 Record at Texas Tech..... 26-30/2nd year
 Career Record..... Same
 2013 Record..... 26-30
 Postseason..... None
 Conference Record/Finish..... 9-15/11-8th
 Final Ranking..... N/A
 Letterwinners R/L..... 18/13
 Starters R/L..... 8/1

Media Relations Information

Contact..... Scott Lacefield
 Office Phone..... (806) 742-2770
 Cell Phone..... (817) 691-3786
 E-mail..... scott.lacefield@ttu.edu
 Website..... www.texastech.com



UT ARLINGTON MAVERICKS
Feb. 25 // April 1 // May 13

Quick Facts

Location..... Arlington, Texas
 Founded..... 1895
 Enrollment..... 33,500
 Nickname..... Mavericks
 Colors..... Royal Blue, Orange and White
 Conference..... Sunbelt
 President..... James D. Spaniolo
 Athletics Director..... Jim Baker
 Field (Capacity)..... Clay Gould Ballpark (1,600)
 Dimensions..... 330-400-330

Team Information

Head Coach..... Darin Thomas
 Record at UT Arlington..... 179-169/8th year
 Career Record..... Same
 2013 Record..... 31-27
 Postseason..... None
 Conference Record/Finish..... 19-11/1st (WAC)
 Final Ranking..... None
 Letterwinners R/L..... 17/12
 Starters R/L..... 6/3

Media Relations Information

Contact..... Art Garcia
 Office Phone..... (817) 272-2239
 Cell Phone..... (817) 797-8379
 E-mail..... artgarcia@uta.edu
 Website..... www.utamavs.com



UT PAN AMERICAN BRONCS
March 25-26

Quick Facts


Location..... Edinburg, Texas
 Founded..... 1927
 Enrollment..... 20,057
 Nickname..... Broncs
 Colors..... Green, White and Orange
 Conference..... Western Athletic Conference
 President..... Dr. Robert Nelsen
 Athletics Director..... Chris King
 Field (Capacity)..... Edinburg Baseball Stadium (5,500)
 Dimensions..... 325-405-325

Team Information

Head Coach..... Manny Mantrana
 Record at UT Pan American..... 116-167/6th year
 Career Record..... 566-377-1/18th year
 2013 Record..... 28-30
 Postseason..... None
 Conference Record/Finish..... 17-10/2nd (Great West)
 Final Ranking..... None
 Letterwinners R/L..... 18/12
 Starters R/L..... 4/5

Media Relations Information

Contact..... Jonah Goldberg
 Office Phone..... (956) 665-2240
 Cell Phone..... (516) 659-1177
 E-mail..... goldbergj@utpa.edu
 Website..... www.utpanbrons.com



UTSA ROADRUNNERS
Feb. 23

Quick Facts


Location..... San Antonio, Texas
 Founded..... 1969
 Enrollment..... 30,474
 Nickname..... Roadrunners
 Colors..... Navy Blue, Orange and White
 Conference..... Conference USA
 President..... Dr. Ricardo Romo
 Athletics Director..... Lynn Hickey
 Field (Capacity)..... Roadrunner Field (800)
 Dimensions..... 335-405-340

Team Information

Head Coach..... Jason Marshall
 Record at UTSA..... 35-25/2nd year
 Career Record..... Same
 2013 Record..... 35-25
 Postseason..... NCAA Corvallis Regional
 Conference Record/Finish..... 15-11/4th (WAC)
 Final Ranking..... None
 Letterwinners R/L..... 15/12
 Starters R/L..... 7/3

Media Relations Information

Contact..... Brett Damaskos
 Office Phone..... (210) 458-6460
 Cell Phone..... (210) 501-6819
 E-mail..... brett.damaskos@utsa.edu
 Website..... www.goutsa.com



WEST VIRGINIA MOUNTAINEERS
April 4-6

Quick Facts

Location..... Morgantown, W. Va.
 Founded..... 1867
 Enrollment..... 32,595
 Nickname..... Mountaineers
 Colors..... Old Gold and Blue
 Conference..... Big 12
 President..... Dr. James P. Clements
 Athletics Director..... Oliver Luck
 Field (Capacity)..... Hawley Field (2,500)
 Dimensions..... 325-390-325

Team Information

Head Coach..... Randy Mazey
 Record at West Virginia..... 33-26/2nd year
 Career Record..... 219-186-2/8th year
 2013 Record..... 33-26
 Postseason..... None
 Conference Record/Finish..... 13-11/4th
 Final Ranking..... None
 Letterwinners R/L..... 15/12
 Starters R/L..... 5/4

Media Relations Information

Contact..... Grant Dovey
 Office Phone..... (304) 293-9902
 Cell Phone..... (304) 288-1901
 E-mail..... grant.dovey@mail.wvu.edu
 Website..... www.wvusports.com

TCU

BASEBALL

**2014
PLAYER
PROFILES**



KYLE BACAK
6 CATCHER
 5-9 • 175 • R/R • SR
 KATY, TEXAS
 SAN JACINTO COLLEGE

Career Honors

- 2013 First-team Academic All-Big 12

2013 (Junior)

Played in 57 games and started 52, all as the catcher... other five appearances came as a defensive replacement... recorded a base hit in 28 of 55 games with a plate appearance... reached base safely in 34 contests... tallied six multi-hit games... posted a .991 fielding percentage... threw out 19 runners trying to steal... the TCU pitching staff posted a 2.83 ERA in games he started behind the plate... led the team with 12 sacrifices (11 sac bunts, 1 sac fly)... five of his 12 RBIs on the season came with two outs... tallied his first career hit on Feb. 16 at Ole Miss... went 1-for-3 at Dallas Baptist on Feb. 26... was 2-for-3 with a career-high three runs scored and one RBI in TCU's win at Jacksonville (March 3)... was 1-for-1 with a run scored and two walks against Northwestern State (March 12)... hit safely in two of the three games against Kansas (March 15-17)... hit safely in the first two games at Texas Tech (March 29-30)... drove in a run against the Red Raiders on March 30 and March 31... was 2-for-4 with two runs scored against UT Pan American (April 2)... tallied a hit in the series finale against San Francisco (April 7)... went 2-for-2 with a run scored in the series opener against Oklahoma State on April 12... started a season-long six game hitting streak with a hit at UT Arlington on April 16... hit .375 (9-for-24) during the streak... first extra base hit of the season came in the 15th inning against Baylor (April 20) as he doubled home the game-winning run with two outs in the frame... posted a two-hit day at Kansas State on April 27... drove in a run with a 1-for-3 day at the plate in the series finale against the Wildcats (April 28)... hit safely in all three games against West Virginia (May 11-12)... tallied the Frogs' lone four-hit game in the series finale against the Mountaineers (May 12)... doubled twice and drove in a run in that contest... was 1-for-3 with an RBI in the Frogs' win over Texas on May 17... hit safely in all three games at the Big 12 Championships.



At San Jacinto College

Spent his sophomore campaign at San Jacinto College... named first-team all-conference... earned the Jay W. Tolman Defensive Player of the 2012 Juco World Series... selected to the Juco World Series all-tournament team.

At Houston

Played his freshman season at Houston... appeared in six games and made two starts... had a 1.000 fielding percentage and drew three walks... recorded his lone hit of the season in a start against UAB on April 10... tallied his second career start on May 27 against Tulane.

Seven Lakes High School

Was a four-year letterwinner at Seven Lakes High School... earned first-team All-District honors as a junior senior... was a second-team Texas High School Baseball Coaches Association selection... selected as a three-time preseason Under Armour All-American and a Rawlings Preseason All-American... played in the THSBCA All-State game... was a THSBCA All-Houston Area team selection as a sophomore... hit .452 with three home runs and 31 RBI as a senior.

Personal

Parents are Larry and Michele... has an older brother, Ryan, three younger sisters, Lauren, Megan and Melissa, and two younger brothers, Michael and Andrew... brother, Ryan, played baseball at Houston Baptist from 2010-11... majoring in mathematics.

Bacak's Career Stats

SEASON	Avg.	GP-GS	AB	RUNS	HITS	2B	3B	HR	RBI	SLG%	BB	HBP	SO	OB%	SB-A	SF	SH	FLD
2011*	.111	6-2	9	1	1	0	0	0	0	.111	3	0	2	.333	0-0	0	0	1.000
2013	.238	57-52	151	24	36	3	0	0	12	.258	14	3	21	.314	0-0	1	11	.991
TOTALS	.225	63-54	160	25	37	3	0	0	12	.241	17	3	23	.315	0-0	1	11	.991

* - indicates stats at Houston

2014 TCU BASEBALL

#6 KYLE BACAK

BACAK'S 2011 GAME-BY-GAME STATISTICS

Date	Opponent	Avg.	AB	R	H	2B	3B	HR	RBI	BB	K
2/18	UT Arlington	.000	1	0	0	0	0	0	0	0	0
3/1	@ UTSA	.000	0	1	0	0	0	0	0	1	0
4/10	UAB*	.250	3	0	1	0	0	0	0	1	2
4/12	@ Sam Houston State	.200	1	0	0	0	0	0	0	1	0
4/23	East Carolina	.167	1	0	0	0	0	0	0	0	0
5/27	vs. Tulane*	.111	3	0	0	0	0	0	0	0	0

BACAK'S 2013 GAME-BY-GAME STATISTICS

Date	Opponent	Avg.	AB	R	H	2B	3B	HR	RBI	BB	K
2/15	@ Ole Miss*	.000	2	0	0	0	0	0	0	1	0
2/16	@ Ole Miss*	.200	3	1	1	0	0	0	0	0	0
2/17	@ Ole Miss*	.143	2	0	0	0	0	0	0	0	0
2/22	Cal State Fullerton*	.111	2	0	0	0	0	0	0	0	0
2/23	Cal State Fullerton*	.091	2	0	0	0	0	0	0	0	0
2/25	Cal State Fullerton*	.083	1	0	0	0	0	0	0	0	0
2/26	@ Dallas Baptist*	.133	3	0	1	0	0	0	0	0	1
3/1	@ Jacksonville*	.111	3	0	0	0	0	0	0	0	0
3/2	@ Jacksonville	.111	0	0	0	0	0	0	0	0	0
3/3	@ Jacksonville*	.190	3	3	2	0	0	0	1	1	0
3/5	Arkansas-Pine Bluff*	.174	2	1	0	0	0	0	0	1	1
3/8	Pacific	.167	1	0	0	0	0	0	0	0	0
3/9	Pacific*	.192	2	0	1	0	0	0	1	0	0
3/10	Pacific*	.179	2	0	0	0	0	0	0	0	0
3/12	Northwestern State*	.207	1	1	1	0	0	0	1	2	0
3/13	Northwestern State	.207	0	0	0	0	0	0	0	0	0
3/15	Kansas*	.212	4	1	1	0	0	0	0	0	0
3/16	Kansas*	.200	2	0	0	0	0	0	0	0	0
3/17	Kansas*	.216	2	0	1	0	0	0	0	0	0
3/19	vs. UT Arlington*	.200	3	0	0	0	0	0	0	1	0
3/22	@ Oklahoma*	.214	2	0	1	0	0	0	0	0	1
3/23	@ Oklahoma*	.205	2	0	0	0	0	0	0	0	1
3/24	@ Oklahoma*	.213	3	1	1	0	0	0	0	0	0
3/26	Dallas Baptist*	.204	2	0	0	0	0	0	0	0	1

BACAK'S 2013 GAME-BY-GAME STATISTICS

Date	Opponent	Avg.	AB	R	H	2B	3B	HR	RBI	BB	K
3/29	@ Texas Tech*	.216	2	1	1	0	0	0	0	0	0
3/30	@ Texas Tech*	.218	4	0	1	0	0	0	0	1	0
3/31	@ Texas Tech*	.211	2	1	0	0	0	0	0	1	2
4/2	UT Pan American*	.230	4	2	2	0	0	0	0	0	0
4/3	UT Pan American*	.219	3	0	0	0	0	0	0	0	1
4/5	San Francisco	.219	0	0	0	0	0	0	0	0	0
4/6	San Francisco	.215	1	0	0	0	0	0	0	0	0
4/7	San Francisco*	.224	2	1	1	0	0	0	0	0	0
4/10	Stephen F. Austin*	.214	3	0	0	0	0	0	0	0	0
4/12	Oklahoma State*	.236	2	1	2	0	0	0	0	0	1
4/13	Oklahoma State*	.227	3	0	0	0	0	0	0	0	1
4/14	Oklahoma State*	.221	2	0	0	0	0	0	0	0	1
4/16	@ UT Arlington*	.225	3	2	1	0	0	0	0	2	1
4/19	Baylor*	.229	3	1	1	0	0	0	0	0	0
4/20	Baylor*	.239	5	0	2	1	0	0	1	0	1
4/21	Baylor*	.242	3	1	1	0	0	0	0	0	0
4/26	@ Kansas State*	.245	3	0	1	0	0	0	0	1	0
4/27	@ Kansas State*	.255	4	0	2	0	0	0	0	0	0
4/28	@ Kansas State*	.257	3	1	1	0	0	0	1	0	0
4/30	Texas Southern*	.248	4	0	0	0	0	0	0	0	1
5/2	@ USC*	.241	3	0	0	0	0	0	0	0	1
5/3	@ USC*	.234	3	0	0	0	0	0	0	0	0
5/4	@ USC*	.226	4	0	0	0	0	0	0	0	1
5/11	@ West Virginia*	.229	3	0	1	0	0	0	0	0	2
5/11	@ West Virginia*	.231	3	0	1	0	0	0	1	1	0
5/12	@ West Virginia*	.252	6	3	4	2	0	0	1	0	0
5/14	UT Arlington*	.248	2	0	0	0	0	0	1	0	0
5/16	Texas*	.241	4	0	0	0	0	0	0	0	1
5/17	Texas*	.243	3	1	1	0	0	0	1	0	0
5/18	Texas*	.237	3	0	0	0	0	0	0	0	0
5/23	vs. Oklahoma State*	.236	5	1	1	0	0	0	0	0	2
5/24	vs. West Virginia*	.238	3	0	1	0	0	0	1	0	1
5/25	vs. Kansas*	.238	4	0	1	0	0	0	0	0	1

BACAK'S CAREER vs. 2014 OPPONENTS

Opponent	GP-GS	Avg.	AB	R	H	2B	3B	HR	RBI	BB	K
Baylor	3-3	.364	11	2	4	1	0	0	1	0	1
Dallas Baptist	2-2	.200	5	0	1	0	0	0	0	0	2
Jacksonville	3-2	.333	6	3	2	0	0	0	1	1	0
Kansas	4-4	.250	12	1	3	0	0	0	0	0	1
Kansas State	3-3	.400	10	1	4	0	0	0	1	1	0
Oklahoma	3-3	.286	7	1	2	0	0	0	0	0	2
Oklahoma State	4-4	.250	12	2	3	0	0	0	0	2	3
Sam Houston St.	1-0	.000	1	0	0	0	0	0	0	1	0
SFA	1-1	.000	3	0	0	0	0	0	0	0	0
Texas	3-3	.100	10	1	1	0	0	0	1	0	1
Texas Tech	3-3	.250	8	2	2	0	0	0	2	2	2
UT Arlington	4-3	.111	9	2	1	0	0	0	1	3	1
UTPA	2-2	.286	7	2	2	0	0	0	0	0	1
West Virginia	4-4	.467	15	3	7	2	0	0	3	1	3

Bacak's Career Highs

AB	6 @ West Virginia 5/12/13
Hits	4 @ West Virginia 5/12/13
Runs	3, 2x last @ West Virginia 5/12/13
RBI's	1, 12x last vs. Texas 5/17/13
HR	N/A
SB	N/A





KEVIN CRON
00 FIRST BASE
 6-5 • 245 • R/R • JR
 PHOENIX, ARIZ.
 MOUNTAIN POINTE HS

Career Honors

- 2013 First-team Academic All-Big 12
- 2012 Baseball America & Perfect Game 2nd-team Freshman All-American
- 2012 NCAA College Station All-Regional team
- 2012 Mountain West All-Tournament team
- 2012 Academic All-Mountain West

2013 (Sophomore)

Started 50 games as part of 54 appearances... four appearances off the bench came as a pinch hitter... made 25 starts at first base and 25 as the designated hitter... tallied 40 hits this, seven of which were doubles and two that were home runs... collected 20 RBIs... tallied a hit in 35 games and reached base safely in 41... notched five multi-hit games and four multiple RBI contests... was 2-for-3 as a pinch hitter with a walk and an RBI... hit safely in all three games at Ole Miss (Feb. 15-17)... drove in three runs at Dallas Baptist on Feb. 26... collected RBIs at Jacksonville (March 3) and Arkansas-Pine Bluff (March 5)... came off the bench on March 9 and delivered a game-tying, pinch hit single in the eighth inning against Pacific on March 9... game started a season-long 14-game hitting streak that saw him hit .304 (17-for-56)... delivered another big hit in the series finale against the Tigers (March 10)... singled in two runs with two outs in the bottom of the ninth to tie a game the Horned Frogs eventually won in extra innings... collected seven hits in his next four games play... was 3-for-10 with two doubles against Northwestern State (March 12-13)... collected two hits and an RBI in each of the first two games against Kansas (March 15-16)... had a hit in all three games against Oklahoma (March 22-24)... was 2-for-4 with a double in the opening game against UT Pan American (April 2)... hit his first home run of the season and drove in two runs in the series finale against the Broncos (April 3)... tallied a hit in two of the three games against San Francisco (April 5 and 7)... drove in a run against Baylor on April 21... collected his second pinch hit single on April 27 at Kansas State... hit spurred a four-game hitting streak... doubled and drove in a run against Texas Southern (April 30)... single in a run in the series opener at USC on May 2... went 2-for-4 with a home run and four RBIs at West Virginia on May 12... had two hits in the series against Texas (May 16 and 18).

2012 (Freshman)

Played in and started all 43 games... made 30 starts at first base and 13 as the designated hitter... recorded a base hit in 27 games and reached base safely in 31... tied for second on the team with 17 multi-hit games... posted nine multiple RBI contests... led the team with a .338 average... ranked third on the squad with 34 RBIs despite missing 19 games with an injury... collected seven doubles and tied for second on the team with six home runs... hit .373 in 20 conference games... picked up a hit in his first career game on Feb. 17 against Ole Miss... missed the next 17 games with a back injury... returned to the lineup on March 23 at New Mexico... walked and scored a run in that contest... picked up his first two hits since returning from



injury on March 27 at UT Arlington... drove in his first career run and added two more hits in the series opener against UNLV on March 30... hit his first career home run as part of a two-hit game against UT Arlington on April 11... had two hits and two RBIs in the series opener against Air Force on April 13... went 3-for-4 with two RBIs in a TCU win over Louisiana-Monroe on April 17... had three hits in the first two games at San Diego State April 20 and 21... a 3-for-4 game against New Mexico on May 4 spurred a seven game hitting streak that saw him raise his batting average from .288 to .337... hit .464 (13-for-28) with eight RBIs during the streak... delivered the game-winning two-run double in the seventh inning against New Mexico on May 6... had three hits, including his second home run of the season, and drove in three in the series opener at Air Force on May 11... had two more hits in game two against the Falcons on May 12... singled in a run in the series finale on May 13... streak concluded with a two-hit game at Oklahoma on May 15... had eight hits over a three game span from May 19-24 as his average climbed to .362... was 3-for-4 in game two against San Diego State on May 19... was 3-for-3 with an RBI in the regular season finale against the Aztecs on May 20... had a home run, a double and a career-high five RBIs against San Diego State in the opener of the conference tournament in Las Vegas on May 24... was 3-for-3 with two RBIs in an elimination game against the Aztecs on May 26... homered in the first three games of the NCAA College Station Regional en route to being named to the all-regional team... drove in the Frogs' only two runs of the opening game loss to Ole Miss on June 1... collected three more RBIs and had two hits in the Frogs' romp of Dayton on June 2... his two-run home run in the fourth inning against Texas A&M on June 3 gave the Frogs a 6-2 lead as TCU eliminated the Aggies... drove in a run in a 5-2 win over Ole Miss on June 3 as the Frogs staved off elimination... tallied his final hit of the season on June 9 in the NCAA Super Regional at UCLA.

Mountain Pointe High School

A three year letterwinner at Mountain Pointe High School... drafted in the third round of the 2011 MLB draft by the Seattle Mariners... two-time first team High School All-American... earned all-state honors twice... named the 2011 Arizona Player of the Year... also tabbed as the 2011 Gatorade Player of the Year... three time recipient of the team MVP award... left high school as the all-time Arizona career home run leader (60)... hit a single-season state record 27 home runs as a senior... helped lead his team to the 5A state championship after hitting .560 and driving in 65 runs... ranked by Baseball America as the third best prospect (the No. 1 high school prospect) in the state of Arizona.

Personal

Parents are Chris and Linda... has an older brother, C.J. and a younger sister Carly... brother, C.J., was a three-year star and a two-time MW Player of the Year for Utah... C.J. was a first round draft pick in 2011 by the Angels... father, Chris, is a manager at the Double A level for the Detroit Tigers... majoring in finance.

Cron's Career Stats

SEASON	Avg.	GP-GS	AB	RUNS	HITS	2B	3B	HR	RBI	SLG%	BB	HBP	SO	OB%	SB-A	SF	SH	FLD
2012	.338	43-43	151	20	51	7	0	6	34	.503	12	1	27	.383	0-0	3	0	.973
2013	.208	54-50	192	12	40	7	0	2	20	.276	11	9	44	.280	3-4	2	0	.993
TOTALS	.265	97-93	343	32	91	14	0	8	54	.376	23	10	71	.325	3-4	5	0	.983

2014 TCU BASEBALL

#00 KEVIN CRON

CRON'S 2012 GAME-BY-GAME STATISTICS

Date	Opponent	Avg.	AB	R	H	2B	3B	HR	RBI	BB	K
2/17	Ole Miss*	.333	3	0	1	0	0	0	0	0	0
3/23	@ New Mexico*	.167	3	1	0	0	0	0	0	1	0
3/24	@ New Mexico*	.111	3	0	0	0	0	0	0	0	2
3/27	@ UT Arlington*	.231	4	0	2	0	0	0	0	0	1
3/30	UNLV*	.312	3	1	2	0	0	0	1	1	1
3/31	UNLV*	.316	3	0	1	0	0	0	0	0	0
4/1	UNLV*	.316	0	0	0	0	0	0	0	2	0
4/3	Dallas Baptist*	.286	2	0	0	0	0	0	0	1	0
4/5	UNC Wilmington*	.250	3	0	0	0	0	0	0	0	2
4/6	UNC Wilmington*	.259	3	0	1	0	0	0	0	0	0
4/11	UT Arlington*	.290	4	1	2	0	0	1	1	0	0
4/13	Air Force*	.314	4	1	2	1	0	0	2	0	0
4/14	Air Force*	.282	4	0	0	0	0	0	1	0	0
4/15	Air Force*	.262	3	0	0	0	0	0	0	1	0
4/17	Louisiana-Monroe*	.304	4	1	3	0	0	0	2	0	0
4/20	@ San Diego State*	.320	4	0	2	0	0	0	0	0	0
4/21	@ San Diego State*	.321	3	0	1	1	0	0	0	1	0
4/22	@ San Diego State*	.304	3	0	0	0	0	0	0	0	1
4/24	Texas A&M*	.293	2	0	0	0	0	0	0	0	1
4/27	Manhattan*	.283	2	0	0	0	0	0	1	0	0
4/28	Manhattan*	.308	5	0	3	0	0	0	1	0	0
4/29	Manhattan*	.304	4	0	1	0	0	0	1	0	0
5/1	Oklahoma*	.288	4	0	0	0	0	0	0	0	0
5/4	New Mexico*	.312	4	2	3	0	0	0	1	0	0
5/5	New Mexico*	.305	5	0	1	1	0	0	1	0	2
5/6	New Mexico*	.310	2	0	1	1	0	0	2	0	1
5/11	@ Air Force*	.326	5	1	3	0	0	1	3	0	2
5/12	@ Air Force*	.330	5	1	2	1	0	0	0	0	2
5/13	@ Air Force*	.330	3	0	1	0	0	0	1	0	0
5/15	@ Oklahoma*	.337	4	0	2	0	0	0	0	0	1
5/18	San Diego State*	.327	3	0	0	0	0	0	0	1	1
5/19	San Diego State*	.343	4	0	3	0	0	0	0	0	1
5/20	San Diego State*	.360	3	3	3	0	0	0	1	0	0
5/24	vs. San Diego State*	.362	5	1	2	1	0	1	5	0	0
5/25	vs. New Mexico*	.350	4	0	0	0	0	0	0	0	2
5/26	vs. San Diego State*	.366	3	1	3	1	0	0	2	2	0
6/1	vs. Ole Miss*	.362	4	1	1	0	0	1	2	0	0
6/2	vs. Dayton*	.364	5	2	2	0	0	1	3	1	1
6/3	vs. Texas A&M*	.365	5	2	2	0	0	1	2	0	1
6/3	vs. Ole Miss*	.357	3	0	0	0	0	0	1	0	1
6/4	vs. Ole Miss*	.350	3	1	0	0	0	0	0	1	0
6/8	@ UCLA*	.340	4	0	0	0	0	0	0	0	1
6/9	@ UCLA*	.338	4	0	1	0	0	0	0	0	3

CRON'S 2013 GAME-BY-GAME STATISTICS

Date	Opponent	Avg.	AB	R	H	2B	3B	HR	RBI	BB	K
2/15	@ Ole Miss*	.333	3	0	1	0	0	0	0	1	0
2/16	@ Ole Miss*	.286	4	0	1	0	0	0	0	0	0
2/17	@ Ole Miss*	.300	3	0	1	1	0	0	0	1	1
2/22	Cal State Fullerton*	.214	4	0	0	0	0	0	0	0	3
2/23	Cal State Fullerton*	.167	4	0	0	0	0	0	0	0	1
2/24	Cal State Fullerton*	.136	4	0	0	0	0	0	0	0	1
2/26	@ Dallas Baptist*	.148	5	0	1	1	0	0	3	0	1
3/1	@ Jacksonville*	.125	5	0	0	0	0	0	0	0	3
3/2	@ Jacksonville*	.108	5	0	0	0	0	0	0	0	1
3/3	@ Jacksonville*	.095	5	0	0	0	0	0	1	0	0
3/5	Arkansas-Pine Bluff*	.089	3	0	0	0	0	0	1	0	0
3/8	Pacific*	.082	4	0	0	0	0	0	0	0	0
3/9	Pacific	.100	1	0	1	0	0	0	1	0	0
3/10	Pacific*	.111	4	0	1	0	0	0	2	0	0
3/12	Northwestern State*	.136	5	0	2	2	0	0	0	0	0
3/13	Northwestern State*	.141	5	1	1	0	0	0	0	0	1
3/15	Kansas*	.159	5	2	2	0	0	0	1	0	1
3/16	Kansas*	.178	4	1	2	1	0	0	1	0	0
3/17	Kansas*	.182	4	0	1	0	0	0	0	0	1
3/19	vs. UT Arlington*	.185	4	1	1	0	0	0	0	0	0
3/22	@ Oklahoma*	.188	4	0	1	0	0	0	0	0	1
3/23	@ Oklahoma*	.191	4	0	1	0	0	0	0	0	1
3/24	@ Oklahoma*	.191	5	0	1	0	0	0	0	0	1
3/26	Dallas Baptist*	.194	4	0	1	0	0	0	0	0	0
3/29	@ Texas Tech*	.200	2	0	1	0	0	0	0	1	0
3/30	@ Texas Tech*	.200	5	0	1	0	0	0	0	0	1
3/31	@ Texas Tech	.198	1	0	0	0	0	0	0	0	1
4/2	UT Pan American*	.209	4	1	2	1	0	0	0	0	0
4/3	UT Pan American*	.212	3	1	1	0	0	1	2	0	1
4/5	San Francisco*	.214	4	1	1	0	0	0	0	0	0
4/6	San Francisco*	.210	2	0	0	0	0	0	0	1	0
4/7	San Francisco*	.211	4	0	1	0	0	0	0	0	1
4/10	Stephen F. Austin*	.213	4	0	1	0	0	0	0	0	2
4/12	Oklahoma State*	.215	3	1	1	0	0	0	1	2	0
4/13	Oklahoma State*	.211	3	0	0	0	0	0	0	0	2
4/14	Oklahoma State*	.212	4	0	1	0	0	0	0	0	0
4/19	Baylor	.212	0	0	0	0	0	0	0	1	0
4/20	Baylor*	.203	6	0	0	0	0	0	0	0	0
4/21	Baylor*	.197	4	0	0	0	0	0	1	0	2
4/26	@ Kansas State*	.195	2	0	0	0	0	0	0	0	0
4/27	@ Kansas State	.200	1	0	1	0	0	0	0	0	0
4/28	@ Kansas State*	.201	4	1	1	0	0	0	0	1	0
4/30	Texas Southern*	.204	3	0	1	1	0	0	1	1	2
5/2	@ USC*	.205	4	0	1	0	0	0	1	0	1
5/3	@ USC*	.201	3	1	0	0	0	0	0	1	2
5/4	@ USC*	.204	3	0	1	0	0	0	0	0	1
5/11	@ West Virginia*	.200	3	0	0	0	0	0	0	0	3
5/12	@ West Virginia*	.207	4	1	2	0	0	1	4	0	0
5/14	UT Arlington*	.210	2	0	1	0	0	0	0	0	1
5/16	Texas*	.208	2	0	0	0	0	0	0	1	1
5/17	Texas*	.210	3	0	1	0	0	0	1	0	1
5/18	Texas*	.212	3	0	1	0	0	0	0	0	1
5/23	vs. Oklahoma State*	.213	4	0	1	0	0	0	0	1	2
5/24	vs. West Virginia*	.208	4	0	0	0	0	0	0	0	0

#00 KEVIN CRON

CRON'S CAREER vs. 2014 OPPONENTS

Opponent	GP-GS	Avg.	AB	R	H	2B	3B	HR	RBI	BB	K
Baylor	3-2	.000	10	0	0	0	0	0	1	1	2
Dallas Baptist	3-3	.182	11	0	2	1	0	0	3	1	1
Jacksonville	3-3	.000	15	0	0	0	0	0	1	0	4
Kansas	3-3	.385	13	3	5	1	0	0	2	0	1
Kansas State	3-2	.286	7	1	2	0	0	0	0	1	0
Oklahoma	5-5	.238	21	0	5	0	0	0	0	0	3
Oklahoma State	4-4	.214	14	1	3	0	0	0	0	2	6
SFA	1-1	.250	4	0	1	0	0	0	0	0	2
Texas	3-3	.250	8	0	2	0	0	0	1	1	3
Texas Tech	3-2	.250	8	0	2	0	0	0	0	1	2
UT Arlington	4-4	.429	14	2	6	0	0	1	1	0	2
UTPA	2-2	.429	7	2	3	1	0	1	2	0	1
West Virginia	3-3	.182	11	1	2	0	0	1	4	0	3

Cron's Career Highs

AB	6 vs. Baylor 4/20/13
Hits	3, 7x last vs. San Diego State 5/26/12
Runs	3 vs. San Diego State 5/20/12
RBIs	5 vs. San Diego State 5/24/12
HR	1, 8x last @ West Virginia 5/12/13
SB	2 vs. Texas Southern 4/30/13





TRAVIS EVANS

11 PITCHER
6-1 • 175 • L/L • JR

ROUND ROCK, TEXAS
ROUND ROCK HS

2013 (Sophomore)

Saw action in 19 games out of the bullpen... was 1-0 with a 1.08 ERA in 16 2/3 innings of work... fanned 16 and issued just four walks... limited opponents to a .118 batting average... team was 12-7 in games he pitched... allowed just seven of his 28 inherited runners to score... held opponents scoreless in 16 of 19 appearances... opponents hit just .118 against the lefty... didn't give up a run in his first eight innings pitched spanning seven appearances... retired both batters he faced in his season debut at Ole Miss on Feb. 17... pitched a scoreless inning in TCU's 13-0 win at Jacksonville on March 3... earned his lone win of the season with three shutout innings against Northwestern State on March 12... fanned two in recording four outs against Kansas on March 15... pitched scoreless innings at Oklahoma (March 22) and at Texas Tech (March 29)... allowed his first run of the season on March 31 at Texas Tech... gave up a run on a hit in 2/3 of an inning... didn't allow an earned run in his next nine appearances spanning six innings... retired both batters he faced against UT Pan American on April 2... saw action in two games against Oklahoma State (April 13-14)... combined to pitch 12/3 scoreless innings against the Cowboys... struck out a season-high three against Baylor on April 20... retired all four batters he faced at Kansas State on April 28... gave up an unearned run on two hits in 2/3 of an inning at USC on May 3... gave up his second earned run of the season on two hits in an inning of work at West Virginia on May 12... saw action in two games against Texas (May 16 and 18)... combined to pitch a scoreless inning.



2012 (Freshman)

Appeared in seven games, all out of the bullpen... team posted a 5-2 record in games he pitched... held opponents scoreless in four of seven outings... allowed one of seven inherited runners to score... was 1-0 with a 4.05 ERA in 6 2/3 innings pitched... retired both batters he faced in his collegiate debut against UT Arlington on April 11... struck out two and walked one in two scoreless innings to help the Frogs shut out Air Force on April 13... struck out both batters he faced at San Diego State on April 22... was touched for his first run on April 24 against Texas A&M... fanned a career-high three in 2 1/3 innings of work against Manhattan on April 28... earned his first career victory in the contest... was touched for two runs (one earned) in an inning of work at Air Force on May 12.

Round Rock High School

Was a two-year letter winner at Round Rock High School... was a teammate of current Horned Frog catcher Josh Elander... was named a 2011 preseason All-American by Rawlings... ended the season as a second-team Rawlings High School All-American... also earned first-team all-region honors... struck out 16 in a district game as a senior.

Personal

Parents are Joe and Suzanne... has three younger sisters, Emily, Reagan and Reina... majoring in sports psychology.

Evans' Career Stats

SEASON	ERA	W-L	GP-GS	CG	SH/CB	SAVES	IP	HITS	RUNS	ER	BB	SO	WP	HBP	BK	B/AVG.
2012	4.05	1-0	7-0	0	0/1	0	6.2	6	4	3	3	9	2	2	1	.231
2013	1.08	1-0	19-0	0	0/1	0	16.2	11	3	2	4	16	1	2	0	.190
TOTALS	1.93	2-0	26-0	0	0/2	0	23.1	17	7	5	7	25	3	4	1	.202

2014 TCU BASEBALL

#11 TRAVIS EVANS

EVANS' 2012 GAME-BY-GAME STATISTICS

Date	Opponent	W-L-SV	ERA	IP	H	R	ER	BB	SO	HP	BF
4/11	UT Arlington	0-0-0	0.00	0.2	0	0	0	0	1	0	2
4/13	Air Force	0-0-0	0.00	2.0	1	0	0	1	2	0	8
4/22	@ San Diego State	0-0-0	0.00	0.2	0	0	0	0	2	0	2
4/24	Texas A&M	0-0-0	2.70	0.0	0	1	1	1	0	0	1
4/28	Manhattan	1-0-0	3.18	2.1	2	1	1	1	3	1	11
5/12	@ Air Force	1-0-0	4.05	1.0	3	2	1	0	1	0	6
5/20	San Diego State	1-0-0	4.05	0.0	0	0	0	0	0	1	1

EVANS' 2013 GAME-BY-GAME STATISTICS

Date	Opponent	W-L-SV	ERA	IP	H	R	ER	BB	SO	HP	BF
2/17	@ Ole Miss	0-0-0	0.00	0.2	0	0	0	0	1	0	2
2/26	@ Dallas Baptist	0-0-0	0.00	0.0	0	0	0	1	0	0	1
3/3	@ Jacksonville	0-0-0	0.00	1.0	0	0	0	0	1	0	4
3/12	Northwestern St.	1-0-0	0.00	3.0	1	0	0	1	2	0	11
3/15	Kansas	1-0-0	0.00	1.1	1	0	0	1	2	0	6
3/22	@ Oklahoma	1-0-0	0.00	1.0	2	0	0	0	0	0	5
3/29	@ Texas Tech	1-0-0	0.00	1.0	0	0	0	1	2	0	4
3/31	@ Texas Tech	1-0-0	1.04	0.2	1	1	1	0	1	0	3
4/2	UT Pan American	1-0-0	0.96	0.2	0	0	0	0	1	0	2
4/7	San Francisco	1-0-0	0.96	0.0	1	0	0	0	0	0	1
4/13	Oklahoma State	1-0-0	0.93	0.1	0	0	0	0	0	0	2
4/14	Oklahoma State	1-0-0	0.82	1.1	1	0	0	0	2	0	5
4/20	Baylor	1-0-0	0.73	1.1	0	0	0	0	3	1	5
4/28	@ Kansas State	1-0-0	0.66	1.1	0	0	0	0	1	0	4
5/3	@ USC	1-0-0	0.63	0.2	2	1	0	0	0	0	4
5/11	@ West Virginia	1-0-0	0.61	0.1	0	0	0	0	0	0	1
5/12	@ West Virginia	1-0-0	1.15	1.0	2	1	1	0	0	1	6
5/16	Texas	1-0-0	1.12	0.1	0	0	0	0	0	0	1
5/18	Texas	1-0-0	1.08	0.2	0	0	0	0	0	0	2

EVANS' CAREER vs. 2013 OPPONENTS

Opponent	G-GS	W-L-SV	ERA	IP	H	R	ER	BB	SO	HP	B/Avg.
Baylor	1-0	0-0-0	0.73	1.1	0	0	0	0	3	1	.000
Dallas Baptist	1-0	0-0-0	0.00	0.0	0	0	0	1	0	0	.000
Jacksonville	1-0	0-0-0	0.00	1.0	0	0	0	0	1	0	.000
Kansas	1-0	0-0-0	0.00	1.1	1	0	0	1	2	0	.200
Kansas State	1-0	0-0-0	0.00	1.1	0	0	0	0	1	0	.000
Oklahoma	1-0	0-0-0	0.00	1.0	2	0	0	0	0	0	.400
Oklahoma State	2-0	0-0-0	0.00	1.2	1	0	0	0	2	0	.167
Texas	2-0	0-0-0	0.00	1.0	0	0	0	0	0	0	.000
Texas Tech	2-0	0-0-0	5.40	1.2	1	1	1	1	3	0	.250
UT Arlington	1-0	0-0-0	0.00	0.2	0	0	0	0	1	0	.000
UTPA	1-0	0-0-0	0.00	0.2	0	0	0	0	1	0	.000
West Virginia	2-0	0-0-0	6.75	1.1	2	1	1	0	0	1	.333

Evans' Career Highs

IP	3.0 vs. Northwestern State 3/12/13
Hits	3 @ Air Force 5/12/12
Runs	2 @ Air Force 5/12/12
ER	1, 5x last @ West Virginia 5/12/13
BB	1, 7x last @ Texas Tech 3/29/13
K	3, 2x last vs. Baylor 4/20/13





RILEY FERRELL
12 PITCHER
 6-1 • 200 • R/R • SO
COLLEGE STATION, TEXAS
A&M CONSOLIDATED HS

Career Honors

- Was a member of the 2013 USA Baseball Collegiate National Team
- Ranked as Perfect Game's No. 1 collegiate draft prospect for 2015
- Tabbed the No. 3 overall prospect for the 2015 draft
- Ranked by Baseball America as the No. 9 prospect from Team USA
- 2013 Big 12 All-Freshman team

2013 (Freshman)

Ranked second on the team with 23 appearances on the mound... was 0-2 on the year with a trio of saves... posted a 2.20 ERA in 32 2/3 innings pitched... fanned 39 and walked just 11... held opponents scoreless in 18 of his 23 appearances... allowed just one of his 11 inherited runners to score... team posted a 13-10 record in games he pitched... made his collegiate debut on Feb. 17 at Ole Miss... gave up two hits and struck out one in 2 1/3 scoreless innings... was touched for three runs on three hits in two innings against Cal State Fullerton on Feb. 23... struck out two in a scoreless inning of work at Jacksonville (March 2)... held Pacific scoreless for 3 1/3 innings... gave up three hits and struck out a career-high five batters... gave up a pair of runs on one hit in 1 1/3 innings against Kansas on March 16... made two appearances against Oklahoma March 22 and 24... recorded five outs against the Sooners on March 22... suffered the loss after allowing a run in 1/3 of an inning against the Sooners on March 24... notched his first career save on March 29 at Texas Tech... struck out four and held the Red Raiders scoreless for 2 1/3 innings... retired the only batter he faced against Texas Tech on March 31... struck out the side against UT Pan American on April 2... fell to 0-2 on the season on April 7 against San Francisco... gave up two runs (one earned) on three hits in 2/3 of an



inning... didn't allow a run in 11 appearances spanning 14 1/3 innings... streak began on April 14 against Oklahoma State with 2/3 of an inning... struck out the only batter he faced against UT Arlington on April 16... matched his career-high with 3 1/3 scoreless innings against Baylor on April 20... threw a scoreless frame at Kansas State on April 28... fanned the side on April 30 against Texas Southern... made two appearances at USC on May 2 and 4... struck out four in 2 1/3 scoreless innings at West Virginia on May 11, picking up his second save of the season... tallied his third save of the year with a scoreless inning against UT Arlington on May 14... pitched two shutout innings against Texas on May 18... pitched an inning against Kansas in the Big 12 Championships on May 25.

A&M Consolidated High School

Earned three letters at A&M Consolidated High School... was a three-time first-team all-district performer both on the mound and at the plate... earned third-team all-state accolades as a junior... selected as a first-team all-state performer by the Texas High School Baseball Coaches Association and the Texas Sports Writer's Association as a senior... made the UIL state all-tournament team as a senior... named the District 12-5A MVP as well as his team's MVP honor as a senior... went 8-3 with a 1.60 ERA and 105 strikeouts in 75 innings pitched as a senior... played club baseball with the Houston Heat... was the only pitcher in Texas to pitch for the area code team in back-to-back years.

Personal

Parents are Reid and Shelly... has an older sister, Jordan, two younger brothers, Conner and Dillon and a younger sister, Carly... has not yet decided on a major.

Ferrell's Career Stats

SEASON	ERA	W-L	GP-GS	CG	SH/CB	SAVES	IP	HITS	RUNS	ER	BB	SO	WP	HBP	BK	B/AVG.
2013	2.20	0-2	23-0	0	0/3	3	32.2	24	9	8	11	39	5	2	0	.203
TOTALS	2.20	0-2	23-0	0	0/3	3	32.2	24	9	8	11	39	5	2	0	.203

2014 TCU BASEBALL

#12 RILEY FERRELL

FERRELL'S 2013 GAME-BY-GAME STATISTICS

Date	Opponent	W-L-SV	ERA	IP	H	R	ER	BB	SO	HP	BF
2/17	@ Ole Miss	0-0-0	0.00	2.1	2	0	0	1	1	0	11
2/23	Cal State Fullerton	0-0-0	6.23	2.0	3	3	3	0	2	0	9
3/2	@ Jacksonville	0-0-0	5.06	1.0	0	0	0	1	2	0	4
3/5	Ark.-Pine Bluff	0-0-0	4.91	2.0	1	1	1	0	1	1	8
3/10	Pacific	0-0-0	3.38	3.1	3	0	0	1	5	0	11
3/16	Kansas	0-0-0	4.50	1.1	1	2	2	1	3	0	7
3/22	@ Oklahoma	0-0-0	3.95	1.2	1	0	0	1	1	0	7
3/24	@ Oklahoma	0-1-0	4.50	0.1	1	1	1	0	0	0	2
3/29	@ Texas Tech	0-1-1	3.86	2.1	0	0	0	1	4	0	8
3/31	@ Texas Tech	0-1-1	3.78	0.1	0	0	0	0	0	0	1
4/2	UT Pan American	0-1-1	3.57	1.0	0	0	0	0	3	0	3
4/7	San Francisco	0-2-1	3.93	0.2	3	2	1	1	1	0	7

FERRELL'S 2013 GAME-BY-GAME STATISTICS

Date	Opponent	W-L-SV	ERA	IP	H	R	ER	BB	SO	HP	BF
4/14	Oklahoma State	0-2-1	3.79	0.2	1	0	0	1	0	0	4
4/16	@ UT Arlington	0-2-1	3.72	0.1	0	0	0	0	1	0	1
4/20	Baylor	0-2-1	3.18	3.1	2	0	0	0	2	0	13
4/28	@ Kansas State	0-2-1	3.04	1.0	0	0	0	0	1	0	3
4/30	Texas Southern	0-2-1	2.92	1.0	1	0	0	0	3	0	4
5/2	@ USC	0-2-1	2.81	1.0	0	0	0	1	2	0	4
5/4	@ USC	0-2-1	2.73	0.2	2	0	0	0	0	1	4
5/11	@ West Virginia	0-2-2	2.51	2.1	1	0	0	2	4	0	10
5/14	UT Arlington	0-2-3	2.43	1.0	0	0	0	0	1	0	3
5/18	Texas	0-2-3	2.27	2.0	1	0	0	0	1	0	7
5/25	vs. Kansas	0-2-3	2.20	1.0	1	0	0	0	1	0	4

FERRELL'S CAREER vs. 2014 OPPONENTS

Opponent	G-GS	W-L-SV	ERA	IP	H	R	ER	BB	SO	HP	B/Avg.
Baylor	1-0	0-0-0	0.00	3.1	2	0	0	0	2	0	.154
Kansas	2-0	0-0-0	6.75	2.1	2	2	2	1	4	0	.200
Kansas State	1-0	0-0-0	0.00	1.0	0	0	0	0	1	0	.000
Oklahoma	2-0	0-1-0	4.50	2.0	2	1	1	1	1	0	.286
Oklahoma State	1-0	0-0-0	0.00	0.2	1	0	0	1	0	0	.333
Texas	1-0	0-0-0	0.00	2.0	1	0	0	0	1	0	.167
Texas Tech	2-0	0-0-0	0.00	2.2	0	0	0	1	4	0	.000
UT Arlington	2-0	0-0-1	0.00	1.1	0	0	0	0	2	0	.000
UT Pan American	1-0	0-0-0	0.00	1.0	0	0	0	0	3	0	.000
West Virginia	1-0	0-0-1	0.00	2.1	1	0	0	2	4	0	.125

Ferrell's Career Highs

IP	3.1, 2x last vs. Baylor 4/20/13
Hits	3, 3x last vs. San Francisco 4/7/13
Runs	3 vs. Cal State Fullerton 2/23/13
ER	3 vs. Cal State Fullerton 2/23/13
BB	2 @ West Virginia 5/11/13
K	5 vs. Pacific 3/10/13





BRANDON FINNEGAN
29 PITCHER
 5-11 • 184 • L/L • JR
FORT WORTH, TEXAS
SOUTHWEST HS

Career Honors

- **Tabbed Collegiate Baseball and NCBWA 3rd-team Preseason All-American**
- **Earned Baseball America 2nd-team Preseason All-American**
- **Was a member of the 2013 USA Baseball Collegiate National Team**
- **Ranked by Baseball America as the No. 7 prospect on Team USA**
- **Tabbed by Baseball America as the No. 13 prospect in the 2014 MLB Draft**
- **2013 Honorable Mention All-Big 12**

2013 (Sophomore)

Tied for the team lead with 15 starts as part of 16 appearances... posted a 3.18 ERA in 79 1/3 innings pitched... led the team with 86 strikeouts... team posted a 5-11 record in games he pitched and a 4-11 record in games he started... received just 2.75 runs in support... allowed three or fewer runs in 12 of his 16 appearances... surrendered two or fewer runs in nine contests... gave up an unearned run on five hits over six innings against Ole Miss in the season-opener on Feb. 15... suffered his second loss of the season after allowing three runs (two earned) on three hits in 4 2/3 innings against Cal State Fullerton (Feb. 22)... struck out 11, but allowed five runs in six innings of work at Jacksonville (March 1)... got a no-decision after allowing three runs in five innings against Pacific on March 9... pitched 6 2/3 scoreless innings against Kansas on March 17... fanned seven and allowed five hits in the no-decision... tossed his first career complete game, but took the loss after allowing three runs (one earned) in eight innings of work on March 23... surrendered two runs on two hits, walked four and struck out seven in 4 1/3 innings at Texas Tech (March 30)... pitched three scoreless innings against San Francisco (April 6)... gave up two unearned runs on three hits and struck out seven in 5 1/3 innings against Oklahoma State (April 13)... held Baylor to a run on seven hits with seven strikeouts in 6 2/3 innings on April 20... tossed his second complete game of the season, but took the loss after giving up two runs (one earned) on five hits at Kansas State (April 27)... struck out eight Wildcats... was touched for four runs in 4 1/3 innings at USC on May 3... lasted just 2 2/3 innings at West Virginia on May 11... gave up four runs on six hits in a game the Frogs rallied to win... made his lone appearance out of the bullpen on May 14 against UT Arlington... struck out two of the four batters he faced... struck out 12 in six innings against Texas on May 17... took the loss to West Virginia in the Big 12 Championships on May 24 after allowing four runs (three earned) on five hits in 12/3 innings.

2012 (Freshman)

Appeared in 23 games and made 11 starts... finished the season 4-5 with a 3.47 ERA in 62 1/3 innings pitched... he struck out 56 and walked 30... didn't allow a home run and surrendered just seven extra base hits... held opponents to a .234 batting average against... team posted a 14-9 record in games he pitched, including



a 6-5 mark in games he started... allowed only three of his 10 inherited runners to score... didn't allow a run in 11 of his 12 relief appearances... pitched 14 scoreless innings over his first 11 relief appearances... made his collegiate debut against Ole Miss on Feb. 19... started for the first time in his collegiate career on Feb. 21 at Baylor... was tagged with the loss after giving up two runs (one earned) on three hits in two innings of work... returned to the bullpen and pitched 11/3 scoreless innings at Cal State Fullerton on Feb. 25... made five consecutive starts beginning Feb. 28 against Texas State... fanned a career-high eight batters while limiting the Bobcats to a run on three hits in five innings... held Baylor hitless, but hit a career-high six batters while allowing one run in 4 2/3 innings on March 6... also started at UNLV on March 18 and at New Mexico on March 25... made the move to the bullpen on April 1 against UNLV and tossed 11/3 scoreless innings... game started a stretch of 25 2/3 scoreless innings pitched from April 1 to May 24... earned his first career win on April 11 against UT Arlington... pitched two scoreless innings against the Mavericks... picked up his second win of the season after keeping San Diego State off the scoreboard for two innings on April 20... returned to the mound as a starter on April 24 against nationally-ranked Texas A&M... held the Aggies scoreless for 5 1/3 innings while allowing just three hits... best outing of the season came at Oklahoma on May 1... held the Sooners hitless through the first seven innings of the ballgame before giving up a base hit in the eighth... struck out seven in the game and did not walk a batter to improve to 3-3 on the season... streak came to an end against San Diego State on May 24 after he gave up three runs in three innings of work in the conference tournament opener... was tagged with his fourth loss of the season on June 1 after giving up two runs without getting an out... bounced back to help the Frogs defeat Ole Miss in a must-win game on June 3 at the NCAA College Station Regional... held the Rebels to two runs on six hits in a career-high 7 1/3 innings of work... walked three and struck out seven in the contest... started the NCAA Super Regional opener against UCLA on June 8... gave up three runs on three hits in five innings.

Southwest High School

Was a three-year letterwinner at Southwest High School... drafted in the 45th round of the 2011 MLB draft by the Texas Rangers... was an all-state performer as an outfielder his senior season... also earned team MVP honors as a senior... a two-time all-district performer.

Personal

Parents are Gary and Betty... has an older brother, Jonathan... brother Jonathan played baseball at Western Texas College... majoring in criminal justice.

Finnegan's Career Stats

SEASON	ERA	W-L	GP-GS	CG	SH/CB	SAVES	IP	HITS	RUNS	ER	BB	SO	WP	HBP	BK	B/AVG.
2012	3.47	4-5	23-11	0	0/2	0	62.1	51	25	24	30	56	3	11	1	.227
2013	3.14	0-8	16-15	2	0/0	0	79.1	74	36	28	35	86	5	2	0	.257
TOTALS	3.30	4-13	39-26	2	0/2	0	141.2	125	61	52	65	142	8	13	1	.230

2014 TCU BASEBALL

#29 BRANDON FINNEGAN

FINNEGAN'S 2012 GAME-BY-GAME STATISTICS

Date	Opponent	W-L-SV	ERA	IP	H	R	ER	BB	SO	HP	BF
2/19	Ole Miss	0-0-0	0.00	0.0	2	0	0	0	0	0	2
2/21	@ Baylor*	0-1-0	4.50	2.0	3	2	1	2	1	1	12
2/25	@ CS Fullerton	0-1-0	2.70	1.1	1	0	0	1	0	0	5
2/28	Texas State*	0-2-0	2.16	5.0	3	1	1	1	8	1	21
3/6	Baylor*	0-2-0	2.08	4.2	0	1	1	1	2	6	21
3/12	Texas Tech*	0-2-0	3.38	3.0	5	3	3	2	3	0	16
3/18	@ UNLV*	0-2-0	3.48	4.2	4	2	2	1	4	0	18
3/25	@ New Mexico*	0-3-0	5.73	1.1	8	6	6	0	0	0	12
4/1	UNLV	0-3-0	5.40	1.1	1	0	0	1	0	0	6
4/5	UNC Wilmington	0-3-0	5.25	0.2	1	0	0	1	0	0	3
4/6	UNC Wilmington	0-3-0	5.18	0.1	0	0	0	0	0	0	1
4/11	UT Arlington	1-3-0	4.78	2.0	2	0	0	0	2	0	8
4/15	Air Force	1-3-0	4.55	1.1	1	0	0	1	2	0	5
4/17	Louisiana-Monroe	1-3-0	4.25	2.0	2	0	0	1	3	0	9
4/20	@ San Diego State	2-3-0	3.98	2.0	1	0	0	3	1	0	11
4/24	Texas A&M*	2-3-0	3.41	5.1	3	0	0	4	3	0	21
5/1	Oklahoma	2-3-0	3.23	2.0	0	0	0	1	4	0	8
5/4	New Mexico	2-3-0	3.15	1.0	1	0	0	0	1	0	4
5/15	@ Oklahoma*	3-3-0	2.68	7.0	1	0	0	0	7	1	25
5/24	vs. San Diego State*	3-3-0	3.06	3.0	2	3	3	4	4	0	15
6/1	vs. Ole Miss	3-4-0	3.42	0.0	1	2	2	1	0	0	2
6/3	vs. Ole Miss*	4-4-0	3.30	7.1	6	2	2	3	7	1	31
6/8	@ UCLA*	4-5-0	3.47	5.0	3	3	3	2	4	1	21

FINNEGAN'S 2013 GAME-BY-GAME STATISTICS

Date	Opponent	W-L-SV	ERA	IP	H	R	ER	BB	SO	HP	BF
2/15	@ Ole Miss*	0-1-0	0.00	6.0	5	1	0	2	4	1	25
2/22	Cal State Fullerton*	0-2-0	1.69	4.2	3	3	2	4	3	0	20
3/1	@ Jacksonville*	0-3-0	3.78	6.0	5	5	5	3	11	0	25
3/9	Pacific*	0-3-0	4.15	5.0	8	3	3	2	4	0	23
3/17	Kansas*	0-3-0	3.18	6.2	5	0	0	2	7	0	27
3/23	@ Oklahoma*	0-4-0	2.72	8.0	6	3	1	3	6	0	31
3/30	@ Texas Tech*	0-4-0	2.88	4.1	2	2	2	4	7	0	19
4/6	San Francisco*	0-4-0	2.68	3.0	2	0	0	1	1	0	11
4/13	Oklahoma State*	0-5-0	2.39	5.1	3	2	0	1	7	0	19
4/20	Baylor*	0-5-0	2.26	6.2	7	1	1	2	7	0	28
4/27	@ Kansas State*	0-6-0	2.12	8.0	5	2	1	2	8	0	30
5/3	@ USC*	0-7-0	2.51	4.1	4	4	4	3	3	1	21
5/11	@ West Virginia*	0-7-0	2.93	2.2	6	4	4	4	4	0	18
5/14	UT Arlington	0-7-0	2.89	1.0	1	0	0	0	2	0	4
5/17	Texas*	0-7-0	2.90	6.0	7	2	2	1	12	0	25
5/24	West Virginia*	0-8-0	3.18	1.2	5	4	3	1	0	0	12

FINNEGAN'S CAREER vs. 2014 OPPONENTS

Opponent	G-GS	W-L-SV	ERA	IP	H	R	ER	BB	SO	HP	B/Avg.
Baylor	3-3	0-1-0	2.03	13.1	10	4	3	5	10	7	.227
Jacksonville	1-1	0-1-0	7.50	6.0	5	5	5	3	11	0	.227
Kansas	1-1	0-0-0	0.00	6.2	5	0	0	2	7	0	.208
Kansas State	1-1	0-1-0	1.13	8.0	5	2	1	2	8	0	.185
Oklahoma	3-2	1-1-0	0.53	17.0	7	3	1	4	17	1	.119
Oklahoma State	1-1	0-1-0	0.00	5.1	3	2	0	1	7	0	.176
Texas	1-1	0-0-0	3.00	6.0	7	2	2	1	12	0	.292
Texas Tech	2-2	0-0-0	6.14	7.1	7	5	5	6	10	0	.259
UT Arlington	2-0	1-0-0	0.00	3.0	3	0	0	0	4	0	.273
West Virginia	2-2	0-1-0	14.53	4.1	11	8	7	5	4	0	.478

Finnegan's Career Highs

IP	8.0, 2x last at Kansas State 4/27/13
Hits	8, 2x last vs. Pacific 3/9/13
Runs	6 @ New Mexico 3/25/12
ER	6 @ New Mexico 3/25/12
BB	4, 5x last @ West Virginia 5/11/13
K	12 vs. Texas 5/17/13





DYLAN FITZGERALD
38 OUTFIELDER
 6-1 • 190 • L/R • SR
SANTA ANA, CALIF.
CYPRESS COLLEGE

Career Honors

- 2013 Second-team Academic All-Big 12

2013 (Junior)

Made 49 appearances, including 23 starts... of his 26 appearances off the bench, 17 came as a defensive replacement, six as a pinch hitter and three as a pinch runner... 21 of his starts came in right field, one in left field and one as the designated hitter... was 0-for-3 with three walks as a pinch hitter... recorded a base hit in 13 of 41 games with a plate appearance... reached base safely in 23 of those games... tallied five multi-hit games and multiple RBI contest... played flawless defense in the outfield and led the team with three outfield assists... was the opening-day starter in right field at Ole Miss on Feb. 15... first hit of the season was a double in the series-opener at Jacksonville on March 1... hit spurred a six-game hitting streak that saw him hit .476 (10-for-22)... tripled and drove in a run as part of a two-hit game against Jacksonville on March 2... wrapped up the series with another two-hit game on March 3... posted his third-straight two-hit game on March 5 against Arkansas-Pine Bluff... tallied five hits in 11 at-bats in the series against Pacific March 8-10... collected his second triple of the season in the series finale... came in as a pinch runner against Northwestern State on March 12... remained in the game and collected three RBIs in the game... went 3-for-4 with an RBI and a double in the Big 12 opener against Kansas on March 15... notched another hit in the series finale against the Jayhawks on March 17... went 1-for-3 in a start against UT Arlington on March 19 at The Ballpark in Arlington... recorded a hit in his only plate



appearance at Oklahoma on March 23... started two of three games at Texas Tech (March 29-31)... was 1-for-4 with a walk and a stolen base in the series finale at Texas Tech (March 31)... went 1-for-3 with a run scored against UT Pan American on April 3... walked and scored a run as a pinch hitter against Oklahoma State on April 14... drew a pair of walks as the starting designated hitter at West Virginia on May 1... drew a bases-loaded walk as a defensive replacement against Texas on May 17.

At Cypress College

Spent three years at Cypress College in Cypress, Calif.... redshirted as a freshman... hit .325 as a redshirt freshman... posted a .295 average as a sophomore... named the team Defensive MVP.

Villa Park High School

Collected two varsity letters at Villa Park High School in Villa Park, Calif. ... earned first-team all-league honors twice... was the MVP his senior season... also excelled in the classroom earning scholar athlete recognition... hit .321 with 14 RBIs as a senior.

Personal

Parents are Ron and Cherie... has two older brothers, Sean and Devin, and a younger brother, Austin... majoring in communications.

Fitzgerald's Career Stats

SEASON	Avg.	GP-GS	AB	RUNS	HITS	2B	3B	HR	RBI	SLG%	BB	HBP	SO	OB%	SB-A	SF	SH	FLD
2013	.221	49-23	86	11	19	4	2	0	6	.314	18	2	27	.368	5-5	0	5	1.000
TOTALS	.221	49-23	86	11	19	4	2	0	6	.314	18	2	27	.368	5-5	0	5	1.000

2014 TCU BASEBALL

#38 DYLAN FITZGERALD

FITZGERALD'S 2013 GAME-BY-GAME STATISTICS

Date	Opponent	Avg.	AB	R	H	2B	3B	HR	RBI	BB	K
2/15	@ Ole Miss*	.000	3	0	0	0	0	0	0	1	2
2/16	@ Ole Miss*	.000	3	0	0	0	0	0	0	0	2
2/22	Cal State Fullerton	.000	0	0	0	0	0	0	0	0	0
2/26	@ Dallas Baptist	.000	0	0	0	0	0	0	0	1	0
3/1	@ Jacksonville*	.100	4	1	1	1	0	0	0	0	1
3/2	@ Jacksonville*	.231	3	2	2	0	1	0	1	1	1
3/3	@ Jacksonville*	.312	3	2	2	1	0	0	1	1	0
3/5	Arkansas-Pine Bluff*	.368	3	1	2	0	0	0	0	1	1
3/8	Pacific*	.364	3	0	1	0	0	0	0	0	0
3/9	Pacific*	.370	5	1	2	0	1	0	0	0	0
3/10	Pacific*	.333	3	0	0	0	0	0	0	0	0
3/12	Northwestern State	.333	3	0	1	0	0	0	3	1	1
3/13	Northwestern State	.324	1	0	0	0	0	0	0	0	0
3/15	Kansas*	.368	4	1	3	1	0	0	1	1	0
3/17	Kansas*	.349	5	0	1	1	0	0	0	0	1
3/19	vs. UT Arlington*	.348	3	0	1	0	0	0	0	1	1
3/22	@ Oklahoma*	.314	5	0	0	0	0	0	0	0	3
3/23	@ Oklahoma	.327	1	0	1	0	0	0	0	0	0
3/24	@ Oklahoma	.321	1	0	0	0	0	0	0	0	0
3/26	Dallas Baptist*	.315	1	0	0	0	0	0	0	2	1
3/29	@ Texas Tech*	.298	3	0	0	0	0	0	0	0	1
3/30	@ Texas Tech	.293	1	0	0	0	0	0	0	0	0
3/31	@ Texas Tech*	.290	4	0	1	0	0	0	0	1	2
4/2	UT Pan American	.290	0	0	0	0	0	0	0	1	0
4/3	UT Pan American*	.292	3	1	1	0	0	0	0	0	1

FITZGERALD'S 2013 GAME-BY-GAME STATISTICS

Date	Opponent	Avg.	AB	R	H	2B	3B	HR	RBI	BB	K
4/5	San Francisco*	.288	1	0	0	0	0	0	0	0	0
4/6	San Francisco*	.284	1	0	0	0	0	0	0	0	0
4/7	San Francisco	.279	1	0	0	0	0	0	0	1	1
4/10	Stephen F. Austin	.275	1	0	0	0	0	0	0	0	0
4/12	Oklahoma State*	.264	3	0	0	0	0	0	0	0	2
4/13	Oklahoma State*	.253	3	0	0	0	0	0	0	0	2
4/14	Oklahoma State	.253	0	1	0	0	0	0	0	1	0
4/16	@ UT Arlington	.253	0	0	0	0	0	0	0	0	0
4/19	Baylor*	.244	3	0	0	0	0	0	0	0	2
4/20	Baylor	.235	3	0	0	0	0	0	0	0	0
4/26	@ Kansas State	.232	1	0	0	0	0	0	0	0	0
4/28	@ Kansas State	.232	0	0	0	0	0	0	0	0	0
4/30	Texas Southern	.229	1	0	0	0	0	0	0	0	0
5/2	@ USC	.229	0	0	0	0	0	0	0	0	0
5/3	@ USC	.226	1	0	0	0	0	0	0	0	1
5/4	@ USC	.226	0	0	0	0	0	0	0	0	0
5/11	@ West Virginia	.224	1	0	0	0	0	0	0	0	1
5/11	@ West Virginia*	.221	1	0	0	0	0	0	0	2	0
5/12	@ West Virginia	.221	0	0	0	0	0	0	0	0	0
5/14	UT Arlington	.221	0	0	0	0	0	0	0	0	0
5/16	Texas	.221	0	0	0	0	0	0	0	0	0
5/17	Texas	.221	0	1	0	0	0	0	1	1	0
5/23	vs. Oklahoma State	.221	0	0	0	0	0	0	0	0	0
5/24	vs. West Virginia	.221	0	0	0	0	0	0	0	1	0

FITZGERALD'S CAREER vs. 2014 OPPONENTS

Opponent	GP-GS	Avg.	AB	R	H	2B	3B	HR	RBI	BB	K
Baylor	2-1	.000	6	0	0	0	0	0	0	0	2
Dallas Baptist	2-1	.000	1	0	0	0	0	0	0	2	1
Jacksonville	3-3	.500	10	5	5	2	1	0	2	2	2
Kansas	2-2	.444	9	1	4	2	0	0	1	1	1
Kansas State	2-0	.000	1	0	0	0	0	0	0	0	0
Oklahoma	3-1	.143	7	0	1	0	0	0	0	0	3
Oklahoma State	4-2	.000	6	1	0	0	0	0	0	1	4
SFA	1-0	.000	1	0	0	0	0	0	0	0	0
Texas	2-0	.000	0	1	0	0	0	0	1	1	0
Texas Tech	3-2	.125	8	0	1	0	0	0	0	1	2
UT Arlington	3-1	.333	3	0	1	0	0	0	0	1	1
UT Pan American	2-1	.333	3	1	1	0	0	0	0	1	1
West Virginia	4-1	.000	2	0	0	0	0	0	0	3	1

Fitzgerald's Career Highs

AB5, 3x last @ Oklahoma 3/22/13
Hits3 vs. Kansas 3/15/13
Runs2, 2x last @ Jacksonville 3/3/13
RBI's3 vs. Northwestern State 3/12/13
HRN/A
SB1, 5x last vs. San Francisco 4/7/13





CODY JONES
1 **OUTFIELDER**
 5-11 • 175 • S/R • JR
ROUND ROCK, TEXAS
TEMPLE COLLEGE



2013 (Sophomore)

One of three Horned Frogs to play in and start all 57 games... every start came in center field... was the lead-off hitter in 51 of the contests... posted a .269 average... ranked third on the team with 56 hits and scored a team-leading 43 runs... tallied six doubles, three triples and one home run... collected 18 RBIs, 11 of which came with two outs... ranked second on the squad with 34 walks and 11 sacrifices... led the team with 13 stolen bases in 17 attempts... tallied a base hit in 39 games and reached base safely in 50... totaled 12 multi-hit games and three multiple RBI contests... doubled in his first career at-bat at Ole Miss on Feb. 15... drew a walk against Cal State Fullerton on Feb. 24 to start a streak of reaching base safely in 11 straight games... went 3-for-6 with two runs scored and an RBI at Dallas Baptist on Feb. 26... tallied his second double of the season and drew two walks at Jacksonville on March 2... hit his lone home run, a three-run shot, on March 3 at Jacksonville... put together a five-game hitting streak beginning March 8 against Pacific... hit .333 (5-for-15) during the streak... tied a school-record with two triples and drove in a career-high five runs against Northwestern State March 13... strung together another six game hitting streak starting March 16 against Kansas... hit .412 (7-for-17) during the streak which was capped with a three-hit game at Oklahoma on March 23... the contest against Kansas also started a streak of reaching base in 13 straight games... drew two walks in the series finale at Oklahoma on March 24... combined to draw nine walks in seven straight games (March 24-April 3)... was 2-for-4 with two runs scored in game two at Texas Tech (March 30)... scored four times in the series against UT Pan American (April 2-3)... was 3-for-4 with a run scored in the series finale against San Francisco on April 7... collected two hits in back-to-back games against Oklahoma State (April 13 and 14)... doubled and drove in three runs at UT Arlington on April 16... tripled on April 26 at Kansas State to start a five-game hitting streak... hit .421 (8-for-19) with five runs scored

during the streak... had a pair of hits in game two against the Wildcats on April 27... singled in a run in the series finale at Kansas State (April 28)... was 2-for-2 with two runs scored against Texas Southern (April 30)... put together another nine game streak of reaching base safely starting with a 1-for-3 day on May 4 at USC... scored four times and doubled as part of a three-hit day in the series finale at West Virginia (May 12)... had two hits and drove in a run against Texas (May 16-18)... collected a hit and drove in a run in the Frogs' come-from-behind victory over Oklahoma State (May 23) at the Big 12 Championships... collected three hits in the Frogs final game of the season against Kansas (May 25).

At Temple College

Spent his freshman season at Temple College... hit .383 with an on-base percentage of .509... tallied 10 extra base hits (seven doubles and three triples) on the season... had 49 hits in 40 games played.

Stony Point High School

Earned three varsity letters at Stony Point High School... earned all-academic honors as a sophomore... named second-team all-district as a junior... tabbed as the MVP following his junior campaign... was a first-team all-district performer as a senior... won a Golden Glove as a senior... honored as a Team Texas performer for three seasons... was a member of the Team Texas all-tournament squad as a senior... hit .359 as a sophomore, .393 as a junior and .367 as a senior.

Personal

Parents are Lee and Lisa... has an older sister, Lillian, a younger brother, Keegan and a younger sister, Paige... majoring in sociology.

Jones' Career Stats

SEASON	Avg.	GP-GS	AB	RUNS	HITS	2B	3B	HR	RBI	SLG%	BB	HBP	SO	OB%	SB-A	SF	SH	FLD
2013	.269	57-57	208	43	56	6	3	1	18	.341	34	6	37	.387	13-17	0	11	.983
TOTALS	.269	57-57	208	43	56	6	3	1	18	.341	34	6	37	.387	13-17	0	11	.983

2014 TCU BASEBALL

#1 CODY JONES

C. JONES' 2013 GAME-BY-GAME STATISTICS

Date	Opponent	Avg.	AB	R	H	2B	3B	HR	RBI	BB	K
2/15	@ Ole Miss*	.333	3	0	1	1	0	0	0	0	1
2/16	@ Ole Miss*	.286	4	0	1	0	0	0	0	1	1
2/17	@ Ole Miss*	.182	4	0	0	0	0	0	0	1	0
2/22	Cal State Fullerton*	.200	4	0	1	1	0	0	0	0	1
2/23	Cal State Fullerton*	.158	4	0	0	0	0	0	0	0	3
2/24	Cal State Fullerton*	.143	2	0	0	0	0	0	0	1	0
2/26	@ Dallas Baptist*	.222	6	2	3	0	0	0	1	0	1
3/1	@ Jacksonville*	.194	4	0	0	0	0	0	0	1	3
3/2	@ Jacksonville*	.206	3	1	1	1	0	0	0	2	1
3/3	@ Jacksonville*	.211	4	1	1	0	0	1	3	0	2
3/5	Arkansas-Pine Bluff*	.214	4	2	1	0	0	0	0	1	1
3/8	Pacific*	.205	2	0	0	0	0	0	0	1	0
3/9	Pacific*	.208	4	0	1	0	0	0	0	1	1
3/10	Pacific*	.208	5	1	1	0	0	0	0	0	0
3/12	Northwestern State*	.211	4	2	1	0	0	0	1	1	2
3/13	Northwestern State*	.237	2	2	2	0	2	0	5	1	0
3/15	Kansas*	.222	4	0	0	0	0	0	0	0	0
3/16	Kansas*	.224	4	0	1	0	0	0	0	0	1
3/17	Kansas*	.229	3	0	1	0	0	0	0	2	0
3/19	vs. UT Arlington*	.233	3	1	1	0	0	0	1	0	1
3/22	@ Oklahoma*	.237	3	1	1	1	0	0	0	0	1
3/23	@ Oklahoma*	.262	4	0	3	0	0	0	0	0	0
3/24	@ Oklahoma*	.253	3	1	0	0	0	0	0	2	1
3/26	Dallas Baptist*	.256	3	2	1	0	0	0	0	1	0
3/29	@ Texas Tech*	.250	2	0	0	0	0	0	1	1	0
3/30	@ Texas Tech*	.261	4	2	2	0	0	0	0	1	0
3/31	@ Texas Tech*	.253	3	2	0	0	0	0	0	1	0
4/2	UT Pan American*	.255	3	2	1	0	0	0	0	1	1
4/3	UT Pan American*	.248	3	2	0	0	0	0	0	2	1

C. JONES' 2013 GAME-BY-GAME STATISTICS

Date	Opponent	Avg.	AB	R	H	2B	3B	HR	RBI	BB	K
4/5	San Francisco*	.248	4	1	1	0	0	0	0	0	0
4/6	San Francisco*	.239	4	0	0	0	0	0	0	0	0
4/7	San Francisco*	.257	4	1	3	0	0	0	0	0	1
4/10	Stephen F. Austin*	.256	4	1	1	0	0	0	0	0	1
4/12	Oklahoma State*	.250	3	0	0	0	0	0	0	0	2
4/13	Oklahoma State*	.260	3	0	2	0	0	0	0	1	0
4/14	Oklahoma State*	.268	4	0	2	0	0	0	0	0	1
4/16	@ UT Arlington*	.267	4	2	1	1	0	0	3	2	0
4/19	Baylor*	.263	2	1	0	0	0	0	0	1	0
4/20	Baylor*	.259	6	0	1	0	0	0	0	0	1
4/21	Baylor*	.254	3	0	0	0	0	0	0	0	0
4/26	@ Kansas State*	.253	4	1	1	0	1	0	0	0	0
4/27	@ Kansas State*	.260	4	1	2	0	0	0	0	0	1
4/28	@ Kansas State*	.258	5	1	1	0	0	0	1	0	2
4/30	Texas Southern*	.268	2	2	2	0	0	0	0	1	0
5/2	@ USC*	.273	4	0	2	0	0	0	0	0	0
5/3	@ USC*	.267	4	0	0	0	0	0	0	0	1
5/4	@ USC*	.268	3	1	1	0	0	0	0	2	1
5/11	@ West Virginia*	.267	4	0	1	0	0	0	0	0	1
5/11	@ West Virginia*	.261	4	1	0	0	0	0	0	1	1
5/12	@ West Virginia*	.272	4	4	3	1	0	0	0	1	0
5/14	UT Arlington*	.273	3	1	1	0	0	0	0	0	1
5/16	Texas*	.274	3	1	1	0	0	0	0	1	0
5/17	Texas*	.270	3	0	0	0	0	0	1	1	0
5/18	Texas*	.269	4	0	1	0	0	0	0	0	0
5/23	vs. Oklahoma State*	.266	6	0	1	0	0	0	1	0	0
5/24	vs. West Virginia*	.261	4	0	0	0	0	0	0	0	1
5/25	vs. Kansas*	.269	5	0	3	0	0	0	0	0	0

C. JONES' CAREER vs. 2014 OPPONENTS

Opponent	GP-GS	Avg.	AB	R	H	2B	3B	HR	RBI	BB	K
Baylor	3-3	.091	11	1	1	0	0	0	0	1	6
Dallas Baptist	2-2	.444	9	4	4	0	0	0	1	1	1
Jacksonville	3-3	.182	11	2	2	1	9	1	3	3	6
Kansas	4-4	.313	16	0	5	0	0	0	0	2	1
Kansas State	3-3	.308	13	3	4	0	1	0	1	0	3
Oklahoma	3-3	.400	10	2	4	1	0	0	0	2	2
Oklahoma State	4-4	.313	16	0	5	0	0	0	1	1	3
SFA	1-1	.250	4	1	1	0	0	0	0	0	1
Texas	3-3	.200	10	1	2	0	0	0	1	2	0
Texas Tech	3-3	.222	9	4	2	0	0	0	1	3	0
UT Arlington	3-3	.300	10	4	3	1	0	0	4	2	2
UTPA	2-2	.167	6	4	1	0	0	0	0	3	2
West Virginia	4-4	.250	16	5	4	1	0	0	0	2	2

C. Jones' Career Highs

AB 6, 2x last vs. Oklahoma State 5/23/13
Hits 3, 5x last vs. Kansas 5/25/13
Runs 4 @ West Virginia 5/12/13
RBIs 5 vs. Northwestern State 3/13/13
HR 1 @ Jacksonville 3/3/13
SB 2, 2x last @ USC 5/4/13





KEATON JONES
26 INFILDER
 6-2 • 195 • R/R • JR
LAGUNA BEACH, CALIF.
LAGUNA BEACH HS

Career Honors

- 2012 Academic All-Mountain West

2013 (Sophomore)

Was one of three Horned Frogs to play in and start all 57 games... all 57 starts came at shortstop... set career highs in nearly every offensive category... hit .231 with 42 hits and 29 runs scored... collected three doubles and one triple... ranked third on the team with 30 walks... drove in a career-high 23 runs... tallied a base hit in 32 games and reached base safely in 46... collected eight multi-hit games and four multiple-RBI contests... played 48 errorless games... collected his first hit of the season at Ole Miss on Feb. 16... was 2-for-4 with two RBIs in the series opener against Cal State Fullerton on Feb. 22... hit safely and drove in another run on Feb. 23 against the Titans... singled and walked three times on Feb. 26 at Dallas Baptist kicking off a streak of 14 consecutive games in which he reached base... posted a .458 on-base percentage during the streak which included 10 walks and 13 hits.. went 5-for-11 (.455) with four RBIs in the series at Jacksonville (March 1-3)... collected a hit in games against Pacific on March 8 and 10... dominated in the series against Northwestern State (March 12-13)... reached base in nine of 10 plate appearances against the Demons... scored six times after tallying two hits, four walks, two hit by pitches and reaching on a sacrifice attempt... collected his first double of the season and drove in a run on March 16 against Kansas... was 1-for-3 with a run scored and an RBI against UT Arlington on March 19 at The Ballpark in Arlington... was 2-for-4 with two runs scored and an RBI in a win at Texas Tech on March 30... went 1-for-3 with a run scored and an RBI on April 3 against UT Pan American... drove in two runs in the series opener against San Francisco on April 5... bounced back from a five-game slump with a 1-for-4 day at the plate against Baylor on April 20... scored the game-winning run in the 15th after drawing his second walk of the night with two outs in the inning... reached base in the final 16 games of the season... hit .315 (17-for-54) with a .422 on-base percentage... streak started on April 27 with a 2-for-3 day at the plate at Kansas State... was 5-for-7 with two runs scored and two RBIs in the first two games at USC May 2-3... collected his first career three-hit game in the opener against the Trojans on May 2... was 3-for-5 with a double and two RBIs on May 11 against West Virginia... drove in a run in the series finale against the Mountaineers on May 12... drew two walks, scored twice and drove in a run against Texas on May 17... collected his first career triple on May 24 against West Virginia at the Big 12 Championships.

2012 (Freshman)

Played in all 62 games and made 61 starts... all 61 starts came at shortstop, while his one relief appearance was as a defensive replacement... was a defensive star



for the Frogs as he posted a .957 fielding percentage on the season... played 51 errorless games on the season... committed just three errors in his first 41 games of the season... took part in a team-leading 37 double plays... recorded a hit in 23 games and reached base safely in 35 contests... posted five multi-hit contests and one multiple RBI game... ranked third on the team with 23 walks... led the squad with 15 sacrifices... drove in 17 runs and scored 26 runs on the season... successfully stole seven bases in 11 attempts... was 2-for-3 with a double, an RBI and two runs scored in the season opener against Ole Miss on Feb. 17... drove in runs in back-to-back games against Oklahoma State (March 4) and against Baylor (March 6)... was 1-for-1 with two walks and two runs scored against the Bears... collected two RBIs in the series against UNLV (March 30-April 1)... went 1-for-3 with a double and a run scored against Air Force on April 15... had two hits, including a double and an RBI, against Louisiana-Monroe on April 17... contest started a three-game RBI streak... drove in a run in the first two games against San Diego State (April 20-21)... had a career day at the plate against Manhattan on April 28... was 2-for-2 with two runs scored, an RBI, a double, three walks and three stolen bases... drove in two runs in the series finale against the Jaspers on April 29... was 2-for-3 with a run scored and an RBI in the regular season finale against San Diego State on May 20... collected two hits and an RBI in the conference tournament opener against San Diego State on May 24... was 1-for-4 with two runs scored against Dayton in the NCAA College Station Regional on June 2... drove in a run against Ole Miss in the Regional Championship game against Ole Miss on June 4.

Laguna Beach High School

Helped lead Laguna Beach to its first league title in 48 years as a senior... pitched a complete-game in the championship contest, striking out 12... was a three-time all-league honoree...selected as the CIF Pitcher of the Year as a senior... named the team's Pitcher of the Year... named second-team all-CIF as a senior... also a standout infielder, hitting .430 as a senior with a team-leading 16 doubles and runs scored with 46... went 7-0 with six saves and a 0.69 ERA... also selected to play for the New York Yankees Scout Team in the 2010 Fall Classic in Peoria, Ariz.

Personal

Parents are Ron and Kerry... has a younger brother, Conner... majoring in economics.

Jones' Career Stats

SEASON	Avg.	GP-GS	AB	RUNS	HITS	2B	3B	HR	RBI	SLG%	BB	HBP	SO	OB%	SB-A	SF	SH	FLD
2012	.166	62-61	169	26	28	4	0	0	17	.189	23	5	45	.283	7-11	1	15	.957
2013	.231	57-57	182	29	42	3	1	0	23	.258	30	6	45	.356	2-3	1	4	.955
TOTALS	.199	119-118	351	55	70	7	1	0	40	.225	53	11	90	.321	9-14	2	19	.956

2014 TCU BASEBALL

#26 KEATON JONES

JONES' 2012 GAME-BY-GAME STATISTICS

Date	Opponent	Avg.	AB	R	H	2B	3B	HR	RBI	BB	K
2/17	Ole Miss*	.667	3	2	2	1	0	0	1	0	1
2/19	Ole Miss*	.286	4	0	0	0	0	0	0	0	3
2/21	@ Baylor*	.222	2	0	0	0	0	0	0	0	0
2/24	@ CS Fullerton*	.182	2	0	0	0	0	0	0	0	0
2/25	@ CS Fullerton*	.154	2	0	0	0	0	0	0	0	1
2/26	@ CS Fullerton*	.176	4	1	1	0	0	0	0	0	0
2/28	Texas State*	.158	2	0	0	0	0	0	0	0	2
3/2	Oklahoma State*	.158	0	0	0	0	0	0	0	0	0
3/3	Oklahoma State*	.150	1	1	0	0	0	0	0	1	1
3/4	Oklahoma State*	.174	3	0	1	0	0	0	1	0	2
3/6	Baylor*	.208	1	2	1	0	0	0	1	2	0
3/11	Texas Tech*	.222	3	0	1	0	0	0	0	0	2
3/12	Texas Tech*	.200	3	1	0	0	0	0	0	1	0
3/13	@ UTSA*	.176	4	0	0	0	0	0	0	0	3
3/16	@ UNLV*	.158	4	0	0	0	0	0	0	0	2
3/17	@ UNLV*	.143	4	1	0	0	0	0	0	1	0
3/18	@ UNLV*	.146	6	1	1	0	0	0	0	0	0
3/20	@ Texas State*	.137	3	1	0	0	0	0	0	1	2
3/23	@ New Mexico*	.130	3	0	0	0	0	0	0	0	0
3/24	@ New Mexico*	.127	1	0	0	0	0	0	1	1	0
3/25	@ New Mexico	.123	2	0	0	0	0	0	0	0	0
3/27	@ UT Arlington	.121	1	0	0	0	0	0	0	0	0
3/30	UNLV*	.136	1	0	1	0	0	0	1	1	0
3/31	UNLV*	.133	1	0	0	0	0	0	1	0	0
4/1	UNLV	.129	2	0	0	0	0	0	0	0	1
4/3	Dallas Baptist*	.136	4	0	1	0	0	0	0	0	1
4/5	UNC Wilmington*	.132	2	0	0	0	0	0	0	1	1
4/6	UNC Wilmington*	.141	3	0	1	0	0	0	0	0	1
4/7	UNC Wilmington*	.137	2	0	0	0	0	0	0	1	1
4/11	UT Arlington*	.143	4	1	1	0	0	0	0	0	0
4/13	Air Force*	.138	3	0	0	0	0	0	0	0	2
4/14	Air Force*	.134	2	0	0	0	0	0	1	2	0
4/15	Air Force*	.141	3	1	1	1	0	0	0	0	0
4/17	Louisiana-Monroe*	.161	2	1	2	1	0	0	1	1	0
4/20	@ San Diego State*	.167	3	1	1	0	0	0	1	1	1
4/21	@ San Diego State*	.163	2	1	0	0	0	0	1	1	0
4/22	@ San Diego State*	.158	3	0	0	0	0	0	0	0	2
4/24	Texas A&M*	.155	2	0	0	0	0	0	0	0	0
4/27	Manhattan*	.149	4	0	0	0	0	0	0	0	3
4/28	Manhattan*	.165	2	2	2	1	0	0	1	3	0
4/29	Manhattan	.170	3	0	1	0	0	0	2	1	1
5/1	Oklahoma	.167	2	0	0	0	0	0	0	0	0
5/4	New Mexico*	.161	4	0	0	0	0	0	0	0	0
5/5	New Mexico*	.165	3	1	1	0	0	0	0	0	1
5/6	New Mexico*	.162	2	0	0	0	0	0	0	0	0
5/11	@ Air Force*	.157	4	0	0	0	0	0	0	0	1
5/12	@ Air Force*	.161	3	2	1	0	0	0	0	1	0
5/13	@ Air Force*	.164	4	1	1	0	0	0	0	0	0
5/15	@ Oklahoma*	.169	2	0	1	0	0	0	0	0	0
5/18	San Diego State*	.167	2	0	0	0	0	0	0	0	1
5/19	San Diego State*	.163	3	0	0	0	0	0	0	1	0
5/20	San Diego State*	.174	3	1	2	0	0	0	1	0	0
5/24	vs. San Diego State*	.182	5	1	2	0	0	0	1	0	1
5/25	vs. New Mexico*	.178	3	0	0	0	0	0	0	0	2
5/26	vs. San Diego State*	.176	2	0	0	0	0	0	1	0	1
6/1	vs. Ole Miss*	.172	3	0	0	0	0	0	0	0	2
6/2	vs. Dayton*	.174	4	2	1	0	0	0	0	1	0
6/3	@ Texas A&M*	.170	4	0	0	0	0	0	0	0	0
6/3	vs. Ole Miss*	.174	2	1	1	0	0	0	0	1	1
6/4	vs. Ole Miss*	.170	4	0	0	0	0	0	1	0	1
6/8	@ UCLA*	.168	2	0	0	0	0	0	0	0	0
6/9	@ UCLA*	.166	2	0	0	0	0	0	0	0	1

JONES' 2013 GAME-BY-GAME STATISTICS

Date	Opponent	Avg.	AB	R	H	2B	3B	HR	RBI	BB	K
2/15	@ Ole Miss*	.000	2	0	0	0	0	0	0	0	1
2/16	@ Ole Miss*	.200	3	1	1	0	0	0	0	0	1
2/17	@ Ole Miss*	.167	1	0	0	0	0	0	0	0	0
2/22	Cal State Fullerton*	.300	4	0	2	0	0	0	2	0	0
2/23	Cal State Fullerton*	.308	3	0	1	0	0	0	1	0	0
2/24	Cal State Fullerton*	.235	4	0	0	0	0	0	0	0	1
2/26	@ Dallas Baptist*	.263	2	1	1	0	0	0	0	3	1
3/1	@ Jacksonville*	.273	3	0	1	0	0	0	1	0	0
3/2	@ Jacksonville*	.308	4	1	2	0	0	0	1	0	0
3/3	@ Jacksonville*	.333	4	2	2	0	0	0	2	1	0
3/5	Arkansas-Pine Bluff*	.303	3	0	0	0	0	0	0	1	1
3/8	Pacific*	.306	3	1	1	0	0	0	0	0	1
3/9	Pacific*	.282	3	0	0	0	0	0	0	1	1
3/10	Pacific	.279	4	0	1	0	0	0	0	0	1
3/12	Northwestern State*	.295	1	3	1	0	0	0	0	2	0
3/13	Northwestern State*	.304	2	3	1	0	0	0	1	2	0
3/15	Kansas*	.286	3	0	0	0	0	0	1	1	0
3/16	Kansas*	.283	4	0	1	1	0	0	1	0	3
3/17	Kansas*	.276	5	0	1	0	0	0	0	0	1
3/19	vs. UT Arlington*	.279	3	1	1	0	0	0	1	0	0
3/22	@ Oklahoma*	.266	3	0	0	0	0	0	0	0	2
3/23	@ Oklahoma*	.265	4	0	1	0	0	0	0	0	0
3/24	@ Oklahoma*	.247	5	0	0	0	0	0	0	0	1
3/26	Dallas Baptist*	.240	2	1	0	0	0	0	0	1	1
3/29	@ Texas Tech*	.231	3	0	0	0	0	0	0	1	0
3/30	@ Texas Tech*	.244	4	2	2	0	0	0	1	0	0
3/31	@ Texas Tech*	.235	3	0	0	0	0	0	1	0	1
4/2	UT Pan American*	.230	2	1	0	0	0	0	0	2	0
4/3	UT Pan American*	.233	3	1	1	0	0	0	1	1	1
4/5	San Francisco*	.237	3	0	1	0	0	0	2	0	0
4/6	San Francisco*	.234	1	0	0	0	0	0	0	2	0
4/7	San Francisco	.227	3	1	0	0	0	0	0	1	1
4/10	Stephen F. Austin	.228	4	0	1	0	0	0	0	0	2
4/12	Oklahoma State*	.221	3	0	0	0	0	0	0	0	0
4/13	Oklahoma State*	.215	3	0	0	0	0	0	0	0	1
4/14	Oklahoma State*	.209	3	0	0	0	0	0	0	0	2
4/16	@ UT Arlington*	.202	4	1	0	0	0	0	0	1	0
4/19	Baylor*	.195	4	0	0	0	0	0	0	0	1
4/20	Baylor*	.197	4	1	1	0	0	0	0	2	2
4/21	Baylor*	.198	4	0	1	0	0	0	0	0	3
4/26	@ Kansas State*	.195	2	0	0	0	0	0	0	0	0
4/27	@ Kansas State*	.206	3	0	2	1	0	0	0	0	0
4/28	@ Kansas State*	.207	4	1	1	0	0	0	0	0	1
4/30	Texas Southern*	.203	3	0	0	0	0	0	0	1	1
5/2	@ USC*	.218	4	0	3	0	0	0	1	0	0
5/3	@ USC*	.228	3	2	2	0	0	0	1	1	0
5/4	@ USC*	.223	3	0	0	0	0	0	0	0	2
5/11	@ West Virginia*	.225	3	0	1	0	0	0	0	0	2
5/11	@ West Virginia*	.237	5	1	3	1	0	0	2	0	1
5/12	@ West Virginia*	.236	5	0	1	0	0	0	1	1	1
5/14	UT Arlington*	.238	3	0	1	0	0	0	0	0	1
5/16	Texas*	.240	3	0	1	0	0	0	0	0	1
5/17	Texas*	.237	2	2	0	0	0	0	1	2	0
5/18	Texas*	.238	3	0	1	0	0	0	0	0	1
5/23	vs. Oklahoma State*	.233	4	1	0	0	0	0	1	0	1
5/24	vs. West Virginia*	.235	3	1	1	0	1	0	0	1	0
5/25	vs. Kansas*	.231	3	0	0	0	0	0	0	1	2

#26 KEATON JONES

JONES' CAREER vs. 2014 OPPONENTS

Opponent	GP-GS	Avg.	AB	R	H	2B	3B	HR	RBI	BB	K
Baylor	5-5	.200	15	3	3	0	0	0	1	4	6
Dallas Baptist	3-3	.250	8	2	2	0	0	0	0	4	2
Jacksonville	3-3	.455	11	3	5	0	0	0	4	1	1
Kansas	4-4	.133	15	0	2	1	0	0	1	2	6
Kansas State	3-3	.333	9	1	3	1	0	0	0	0	1
Oklahoma	5-5	.125	16	0	2	0	0	0	0	0	3
Oklahoma State	7-7	.059	17	2	1	0	0	0	2	1	7
Texas	3-3	.250	8	2	2	0	0	0	1	2	2
Texas Tech	5-5	.188	16	3	3	0	0	0	1	2	3
UT Arlington	5-4	.200	15	3	3	0	0	0	1	1	1
UTPA	2-2	.200	5	2	1	0	0	0	1	3	1
UTSA	1-1	.000	4	0	0	0	0	0	0	0	3
West Virginia	4-4	.375	16	2	6	1	1	0	3	2	4

Jones' Career Highs

AB	6 @ UNLV 3/18/12
Hits	3, 2x last at West Virginia 5/11/13
Runs	3, 2x last vs. Northwestern State 3/13/13
RBI	2, 4x last at West Virginia 5/11/13
HR	N/A
SB	3 vs. Manhattan 4/28/12





PRESTON MORRISON
18 PITCHER
 6-2 • 185 • R/R • JR
WAXHAW, N.C.
CUTHBERTSON HS



Career Honors:

- Was a member of the 2013 USA Baseball Collegiate National Team
- 2013 First-team All-Big 12
- 2013 First-team Academic All-Big 12
- 2012 Third-team Louisville Slugger All-American
- 2012 Louisville Slugger Freshman All-American
- 2012 NCBWA, Baseball America and Perfect Game First-Team Freshman All-American
- 2012 MW Pitcher of the Year
- 2012 MW Freshman of the Year
- 2012 First-team All-Mountain West
- 2012 Second-team ABCA All-Midwest Region
- 2012 Academic All-Mountain West
- MW Pitcher of the Week (Feb. 20, 2012; May 14, 2012; May 21, 2012)

2013 (Sophomore)

Led the starting pitching staff with a 7-3 record in 15 starts this season... posted a career-best 1.51 ERA in a team-leading 107.0 innings pitched... 14 of his 15 starts were of the quality variety, while 11 lasted at least seven innings and seven went for at least eight innings... team posted a 9-6 team record in games he pitched... did not allow an earned run in five of his starts... allowed two or fewer runs in 11 of his 15 starts... tallied 64 strikeouts and issued just 18 walks... held opponents to a .267 batting average... was the Frogs' No. 2 starter to open the season... pitched seven innings in his first start of the year at Ole Miss (Feb. 16)... allowed two runs on two hits, walked two and struck out a career-high nine in the no-decision... was the tough-luck loser against Cal State Fullerton on Feb. 23... gave up three runs (one earned) on four hits with eight strikeouts in seven innings of work... collected his first win of the season with eight shutout innings at Jacksonville (March 2)... improved to 2-1 on the year after allowing an unearned run on seven hits in eight innings against Pacific on March 8... won TCU's inaugural Big 12 game, holding Kansas to a run on four hits in 7 2/3 innings of work on March 15... got a tough-luck no-decision at Oklahoma on March 22... allowed two hits in eight innings of work against the Sooners... improved to 4-1 at Texas Tech (March 29), holding the Red Raiders to a run in 5 2/3 innings... threw his only complete game of the year on April 5 against San Francisco... held the Dons to a run on three hits and struck out four... shutout Oklahoma State for 8 1/3 innings on April 12... struck out four and allowed eight hits to the Cowboys... struck out seven and allowed two runs (one earned) in eight innings against Baylor on April 19... took the loss at Kansas State on April 26 after giving up four runs (three earned) in 5 2/3 innings... got a no-decision in a May 2 start at USC... surrendered four runs (two earned) on 10 hits in six innings... suffered his third loss of the season after giving up two unearned runs in seven innings at West Virginia (May 11)... collected his seventh win of the year with eight shutout innings against Texas on May 16... lasted just 3 2/3 innings, giving up four runs on five hits, against Oklahoma State in the Big 12 Championships on May 23.

2012 (Freshman)

Made 11 starts as part of 22 appearances... put together a 9-2 record to go along with a 2.08 ERA in 112 2/3 innings pitched... eight of his 11 starts were of the quality variety... team posted a 15-7 record in games he pitched and an 8-3 record in

games he started... allowed just three of 11 inherited runners to score... posted a 1.70 ERA as a reliever... splashed onto the scene in his collegiate debut on Feb. 19 against Ole Miss... retired all 10 batters he faced and struck out two in 3 1/3 innings to earn his first collegiate victory... improved to 2-0 with three shutout innings at Cal State Fullerton on Feb. 24... continued to throw up zeros on the scoreboard with two shutout innings against Texas State on Feb. 28... gave up his first run of the season on March 4 against Oklahoma State... tossed 4 2/3 innings in the out-ing... improved to 3-0 on the season after allowing a run on four hits in five innings of relief against Texas Tech on March 12... tossed 3 2/3 scoreless innings at UNLV on March 17... was touched for three runs (two earned) in 4 2/3 innings at New Mexico on March 23... earned his lone save of the season on March 31 against UNLV... struck out five Rebels in 3 2/3 innings... longest relief outing of the season came on April 3 against Dallas Baptist when he threw 5 1/3 innings... made his first career start on April 7 against UNC Wilmington... allowed two runs in 8 2/3 innings against the Seahawks... moved to 5-0 on the season after limiting Air Force to a run on three hits in 6 1/3 innings... threw seven innings of one-run baseball at San Diego State to improve to 6-0... fanned a career-high seven batters in the contest... game was part of a stretch of 22 2/3 innings without allowing a walk... got a no-decision in an April 27 start against Manhattan... held the Jaspers to a run on six hits in 7 1/3 innings... was touched for three runs in four innings against Oklahoma on May 1... started the rain-delayed game against New Mexico upon resumption on May 5... earned his seventh win of the season after allowing three runs in 4 1/3 innings... had a brilliant performance at Air Force on May 11 with eight shutout innings with seven strikeouts in the game... contest started a streak of 22 1/3 innings without allowing a run... turned in one of the most historical performances in TCU baseball history on May 19 against San Diego State... became the first pitcher since Dwayne Williams on March 11, 1986 to toss a nine inning, complete game... struck out five in the game and retired 22 straight at one point... was touched for his first loss of the season on May 25 against New Mexico in the conference tournament... gave up four runs (three earned) in six innings of work... started the NCAA College Station Regional opener against Ole Miss on June 1... got a no-decision after allowing two runs on six hits in 6 1/3 innings... bounced back to pitch the Regional Championship game against the same Rebels on June 4... allowed three runs on seven hits in 4 1/3 innings... was tagged with the loss in his final start at UCLA in the Super Regionals... gave up just two runs on four hits in 3 1/3 innings.

Cuthbertson High School

Was a two-year letterwinner at Cuthbertson High School... was a two-time all-conference performer... also earned all-county honors twice... two-time participant in the Battle of the Border between North Carolina and South Carolina... member of Team North Carolina in South Atlantic Border Battle... participated in the On Deck O's baseball program... posted a 0.88 ERA as a junior... had a combined 1.44 ERA as a junior and senior... had a career record of 11-2.

Personal

Parents are Tim and Denise... has two older sisters, Margaret and Meredith, and a younger brother, Patrick... majoring in economics.

Morrison's Career Stats

SEASON	ERA	W-L	GP-GS	CG	SH/CB	SAVES	IP	HITS	RUNS	ER	BB	SO	WP	HBP	BK	B/AVG.
2012	2.08	9-2	22-11	1	1/1	1	112.2	88	29	26	12	72	0	8	1	.216
2013	1.51	7-3	15-15	1	0/2	0	107.0	85	27	18	18	64	1	10	1	.217
TOTALS	1.80	16-5	37-26	2	1/3	1	219.2	173	56	44	30	136	1	18	2	.217

2014 TCU BASEBALL

#18 PRESTON MORRISON

MORRISON'S 2012 GAME-BY-GAME STATISTICS

Date	Opponent	W-L-SV	ERA	IP	H	R	ER	BB	SO	HP	BF
2/19	Ole Miss	1-0-0	0.00	3.1	0	0	0	0	2	0	10
2/24	CS Fullerton	2-0-0	0.00	3.0	2	0	0	0	1	1	11
2/28	Texas State	2-0-0	0.00	2.0	2	0	0	1	1	0	9
3/4	Oklahoma State	2-0-0	0.69	4.2	5	1	1	0	1	0	20
3/12	Texas Tech	3-0-0	1.00	5.0	4	1	1	0	2	0	19
3/17	@ UNLV	3-0-0	0.83	3.2	3	0	0	1	3	0	14
3/23	@ New Mexico	3-0-0	1.37	4.2	7	3	2	0	3	0	23
3/27	@ UT Arlington	3-0-0	1.26	2.1	1	0	0	0	3	0	8
3/31	UNLV	3-0-1	1.39	3.2	1	1	1	1	5	0	13
4/3	Dallas Baptist	3-0-1	1.18	5.2	3	1	0	0	4	1	21
4/7	UNC Wilmington*	4-0-1	1.35	8.2	7	2	2	0	4	1	33
4/14	Air Force*	5-0-1	1.36	6.1	3	1	1	3	4	0	24
4/21	@ San Diego State*6-0-1	1.35	7.0	5	1	1	0	7	1	28	
4/27	Manhattan*	6-0-1	1.34	7.1	6	1	1	0	4	0	27
5/1	Oklahoma*	6-0-1	1.64	4.0	5	3	3	0	2	0	16
5/4	New Mexico*	7-0-1	1.90	4.1	5	3	3	1	3	1	19
5/11	@ Air Force*	8-0-1	1.72	8.0	2	0	0	1	7	2	29
5/19	San Diego State*	9-0-1	1.55	9.0	1	0	0	0	5	1	30
5/25	vs. New Mexico	9-1-1	1.73	6.0	9	4	3	0	3	0	27
6/1	vs. Ole Miss*	9-1-1	1.80	6.1	6	2	2	2	5	0	26
6/4	vs. Ole Miss*	9-1-1	1.98	4.1	7	3	3	1	2	0	20
6/9	@ UCLA*	9-2-1	2.08	3.1	4	2	2	1	1	0	15

MORRISON'S 2013 GAME-BY-GAME STATISTICS

Date	Opponent	W-L-SV	ERA	IP	H	R	ER	BB	SO	HP	BF
2/16	@ Ole Miss*	0-0-0	2.57	7.0	2	2	2	2	9	0	25
2/23	CS Fullerton*	0-1-0	1.93	7.0	4	3	1	2	8	3	30
3/2	@ Jacksonville*	1-1-0	1.23	8.0	5	0	0	0	3	0	26
3/8	Pacific*	2-1-0	0.90	8.0	7	1	0	0	1	0	31
3/15	Kansas*	3-1-0	0.96	7.2	4	1	1	1	5	0	29
3/22	@ Oklahoma*	3-1-0	1.18	8.0	9	2	2	3	3	0	33
3/29	@ Texas Tech*	4-1-0	1.23	5.2	9	1	1	0	1	1	25
4/5	San Francisco*	5-1-0	1.19	9.0	3	1	1	1	4	1	30
4/12	Oklahoma State*	6-1-0	1.05	8.1	8	0	0	1	4	3	36
4/19	Baylor*	6-1-0	1.06	8.0	6	2	1	3	7	0	33
4/26	@ Kansas State*	6-2-0	1.31	5.2	6	4	3	1	2	0	24
5/2	@ USC*	6-2-0	1.43	6.0	10	4	2	0	2	0	26
5/11	@ West Virginia*	6-3-0	1.32	7.0	5	2	0	2	7	1	30
5/16	Texas*	7-3-0	1.22	8.0	2	0	0	0	4	0	25
5/23	vs. Oklahoma St.*	7-3-0	1.51	3.2	5	4	4	2	4	1	20

MORRISON'S CAREER vs. 2014 OPPONENTS

Opponent	G-GS	W-L-SV	ERA	IP	H	R	ER	BB	SO	HP	B/Avg.
Baylor	1-1	0-0-0	1.13	8.0	6	2	1	3	7	0	.200
Dallas Baptist	1-0	0-0-0	0.00	5.2	3	1	0	0	4	1	.150
Jacksonville	1-1	1-0-0	0.00	8.0	5	0	0	0	3	0	.192
Kansas	1-1	1-0-0	1.17	7.2	4	1	1	1	5	0	.143
Kansas State	1-1	0-1-0	4.76	5.2	6	4	3	1	2	0	.261
Oklahoma	2-2	0-0-0	3.75	12.0	14	5	5	3	5	0	.326
Oklahoma State	3-2	1-0-0	2.70	16.2	18	5	5	3	9	4	.269
Texas	1-1	1-0-0	0.00	8.0	2	0	0	0	4	0	.080
Texas Tech	2-1	2-0-0	1.69	10.2	13	2	2	0	3	1	.325
UT Arlington	1-0	0-0-0	0.00	2.1	1	0	0	0	3	0	.125
West Virginia	1-1	0-1-0	0.00	7.0	5	2	0	2	7	1	.192

Morrison's Career Highs

IP	9.0, 2x last vs. San Francisco 4/5/13
Hits	10 @ USC 5/2/13
Runs	4, 4x last @ USC 5/2/13
ER	4 vs. Oklahoma State 5/23/13
BB	3, 3x last vs. Baylor 4/19/13
K	9 @ Ole Miss 2/16/13





DEREK ODELL
5 INFILDER
 6-1 • 185 • L/R • JR
CANYON, TEXAS
CANYON HS

Career Honors

- 2012 NCAA College Station All-Regional Team
- 2012 MW All-Tournament team
- MW Hitter of the Week (May 7, 2012)

2013 (Sophomore)

Played in 52 games and made 49 starts... had two appearances as a pinch hitter and one as a defensive replacement... made 31 starts at first base and 18 at second base... recorded a base hit in 30 of 51 games with a plate appearance... reached base safely in 38 games... led the team with 11 multiple RBI contests and tallied 12 multi-hit games... ranked second on the team with 32 RBIs... 12 of his RBIs came with two outs... collected five doubles and one home run... drove in the Frogs' first two runs of the season at Ole Miss on Feb. 16... collected hits in the final two games against Cal State Fullerton (Feb. 23 and 24)... singled twice and scored a pair of runs at Dallas Baptist on Feb. 26... singled in a run in the series-opener at Jacksonville (March 1)... was 2-for-2 with two RBIs in the series finale victory over the Dolphins (March 3)... made his first career start at first base on March 9... broke out of a five-game slump with three hits against Kansas in the Big 12 opener on March 15... also drove in a pair of runs in the contest... was 1-for-4 with an RBI in game two against the Jayhawks (March 16)... drove in a run in game two against Oklahoma on March 23... was 1-for-3 with an RBI against Dallas Baptist (March 26)... doubled in a pair of runs at Texas Tech on March 29... went 3-for-7 with two runs scored and four RBIs in the series against UT Pan American (April 2-3)... drove in a run against Stephen F. Austin on April 10... collected two RBIs on two hits in a win over UT Arlington on April 16... was 1-for-4 with a double and two RBIs in the series finale against Baylor (April 21)... had two hits in the series opener at Kansas State on April 26... put together an eight game stretch that saw him raise his average 46 points from April 30-May 12... hit .467 (14-for-30) during the streak... started a five-game hitting streak on April 30 with a hit against Texas Southern... had a monster series at USC (May 2-4)... hit .636 (7-for-11) with two RBIs against the Trojans... hit his lone home run of the season in game two at USC on May 3... collected two doubles and drove in a run in game two at West Virginia (May 11)... recorded three hits and drove in three runs in the series finale against the Mountaineers (May 12)... was 2-for-3 with three RBIs in TCU's come-from-behind victory over Oklahoma State at the Big 12 Championships (May 23).

2012 (Freshman)

Played in 52 games and started 48... started 47 games at second base and one at shortstop... made two appearances as a defensive replacement and two as a pinch hitter... hit safely in 31 of 51 games with a plate appearance... reached base safely in 36 contests... tallied 13 multi-hit games and six multiple RBI contests... was 1-for-2 as a pinch hitter... hit .276 on the season with 48 base hits... collected five doubles, four triples and four home runs... drove in 26 runs, 12 of which came with two



outs... stole six bases in eight attempts... made his collegiate debut on Feb. 24 at Cal State Fullerton... collected a hit in his first career at-bat... hit the Frogs' first home run of the season on Feb. 25 against the Titans... drove in a run and scored a run in the series finale against Cal State Fullerton on Feb. 26... doubled and scored a run against Baylor on March 6... drove in a pair of runs and tallied two hits in the series against Texas Tech (March 11-12)... came off the bench and drove in a run at New Mexico on March 25... went 2-for-3 with an RBI against UNC Wilmington on April 7... was 2-for-4 with two runs scored in game two against Manhattan on April 28... a stint off the bench against Oklahoma on May 1 spurred a late-season hot streak... hit safely in 18 of the last 21 games of the season and raised his average 102 points from .174 to .276... hit .390 (32-of-82) with 10 multi-hit games and six multiple RBI contests... went 2-for-2 off the bench including driving in the game-winning run against Oklahoma on May 1... game spurred a season-long 12 game hitting streak... hit .488 (21-for-43) during the streak... combined to go 5-for-10 in the three game series against New Mexico (May 4-6)... had three hits, scored three runs and drove in two against Air Force on May 12... doubled home run in the series finale against the Falcons on May 13... had two hits in the series opener against San Diego State on May 18... hit a two run triple against San Diego State on May 20... had four hits, including a double and a triple, along with three runs scored and two RBIs in the conference tournament opener against San Diego State on May 24... hit his second home run of the season as part of a three-hit game against San Diego State on May 26... had a monster NCAA College Station Regional as he hit safely and drove in a run in four of the five games... was 2-for-5 with three runs scored and two RBIs in an elimination game against Dayton... hit the go-ahead home run in the third inning against Texas A&M on June 3... had two hits, including his fourth home run of the season, two RBIs and scored two runs in the nightcap against Ole Miss on June 3... his two-run home run against the Rebels put the Frogs in front to stay in the game... went 1-for-3 with an RBI and a run scored in the Regional Championship game against Ole Miss on June 4... had one hit against UCLA in the NCAA Super Regional on June 8.

Canyon High School

Was a three-year letterwinner at Canyon High School... drafted in the 42nd round of the 2011 MLB draft by the Boston Red Sox... was a two-time all-district performer... earned all-state honors as a junior and senior... helped lead Canyon to a district championship as a junior... named the district MVP after hitting .568 with seven home runs and 66 RBIs as a junior... also honored as a Max Preps All-American... selected as the Panhandle Sports Hall of Fame Athlete of the Year in baseball in 2011.

Personal

Parents are Barry and Meri Lyn... has an older sister, Kelsey... majoring in general studies.

Odell's Career Stats

SEASON	Avg.	GP-GS	AB	RUNS	HITS	2B	3B	HR	RBI	SLG%	BB	HBP	SO	OB%	SB-A	SF	SH	FLD
2012	.276	52-48	174	30	48	5	4	4	26	.420	16	1	26	.339	6-8	1	1	.953
2013	.247	52-49	182	15	45	5	0	1	32	.291	15	3	25	.304	1-1	7	1	.971
TOTALS	.261	104-97	356	45	93	10	4	5	58	.354	31	4	51	.321	7-9	8	2	.965

2014 TCU BASEBALL

#5 DEREK ODELL

ODELL'S 2012 GAME-BY-GAME STATISTICS

Date	Opponent	Avg.	AB	R	H	2B	3B	HR	RBI	BB	K
2/24	@ CS Fullerton*	.250	4	0	1	0	0	0	0	0	0
2/25	@ CS Fullerton*	.222	5	1	1	0	0	1	1	0	2
2/26	@ CS Fullerton*	.231	4	2	1	0	0	0	1	1	1
2/28	Texas State*	.250	3	0	1	0	0	0	0	1	0
3/2	Oklahoma State*	.200	4	0	0	0	0	0	0	0	2
3/3	Oklahoma State*	.182	2	0	0	0	0	0	0	1	0
3/4	Oklahoma State*	.154	4	0	0	0	0	0	0	1	2
3/6	Baylor*	.172	3	1	1	1	0	0	0	2	1
3/11	Texas Tech*	.156	3	0	0	0	0	0	1	0	0
3/12	Texas Tech*	.194	4	0	2	0	0	0	1	0	2
3/13	@ UTSA*	.194	0	0	0	0	0	0	0	0	0
3/20	@ Texas State*	.200	4	0	1	0	1	0	1	1	2
3/23	@ New Mexico*	.178	5	0	0	0	0	0	0	0	0
3/24	@ New Mexico*	.170	2	1	0	0	0	0	0	1	1
3/25	@ New Mexico	.163	2	0	0	0	0	0	1	0	0
3/27	@ UT Arlington*	.176	2	0	1	0	0	0	0	1	0
4/1	UNLV	.170	2	0	0	0	0	0	0	0	0
4/3	Dallas Baptist*	.167	1	0	0	0	0	0	0	0	0
4/6	UNC Wilmington*	.158	3	0	0	0	0	0	0	0	0
4/7	UNC Wilmington*	.183	3	0	2	0	0	0	1	0	0
4/11	UT Arlington*	.180	1	0	0	0	0	0	0	0	0
4/13	Air Force*	.190	2	0	1	1	0	0	1	0	0
4/15	Air Force*	.182	3	0	0	0	0	0	0	0	1
4/17	Louisiana-Monroe*	.188	3	0	1	0	0	0	1	1	0
4/20	@ San Diego State*	.181	3	0	0	0	0	0	0	1	1
4/21	@ San Diego State*	.171	4	0	0	0	0	0	0	0	1
4/22	@ San Diego State*	.175	4	1	1	0	1	0	0	0	1
4/24	Texas A&M*	.169	3	0	0	0	0	0	0	0	0
4/27	Manhattan*	.163	3	1	0	0	0	0	0	1	0
4/28	Manhattan*	.178	4	2	2	0	0	0	0	1	1
4/29	Manhattan	.174	2	0	0	0	0	0	0	0	0
5/1	Oklahoma	.191	2	1	2	0	0	0	1	0	0
5/4	New Mexico*	.206	3	0	2	0	0	0	1	0	0
5/5	New Mexico*	.218	4	0	2	0	0	0	0	0	0
5/6	New Mexico*	.221	3	0	1	0	0	0	0	0	0
5/11	@ Air Force*	.220	5	0	1	0	0	0	0	0	0
5/12	@ Air Force*	.235	6	3	3	0	0	0	2	0	1
5/13	@ Air Force*	.235	4	0	1	1	0	0	1	0	0
5/15	@ Oklahoma*	.238	3	0	1	0	0	0	0	0	1
5/18	San Diego State*	.248	3	0	2	0	0	0	0	1	0
5/19	San Diego State*	.250	3	2	1	0	0	0	0	1	0
5/20	San Diego State*	.254	2	1	1	0	1	0	2	1	1
5/24	vs. San Diego State*	.274	5	3	4	1	1	0	2	0	0
5/25	vs. New Mexico*	.266	4	0	0	0	0	0	0	0	1
5/26	vs. San Diego State*	.276	6	3	3	1	0	1	2	0	1
6/1	vs. Ole Miss*	.268	4	0	0	0	0	0	0	0	1
6/2	vs. Dayton*	.273	5	3	2	0	0	0	2	0	0
6/3	@ Texas A&M*	.277	5	2	2	0	0	1	1	0	0
6/3	vs. Ole Miss*	.282	4	2	2	0	0	1	2	0	0
6/4	vs. Ole Miss*	.283	3	1	1	0	0	0	1	0	1
6/8	@ UCLA*	.282	4	0	1	0	0	0	0	0	1
6/9	@ UCLA*	.276	4	0	0	0	0	0	0	0	0

ODELL'S 2013 GAME-BY-GAME STATISTICS

Date	Opponent	Avg.	AB	R	H	2B	3B	HR	RBI	BB	K
2/15	@ Ole Miss*	.000	4	0	0	0	0	0	0	0	1
2/16	@ Ole Miss*	.143	3	0	1	0	0	0	2	2	1
2/17	@ Ole Miss*	.100	3	0	0	0	0	0	1	1	1
2/22	Cal State Fullerton*	.077	3	0	0	0	0	0	0	1	1
2/23	Cal State Fullerton*	.118	4	0	1	0	0	0	0	0	1
2/24	Cal State Fullerton*	.143	4	0	1	0	0	0	0	0	0
2/26	@ Dallas Baptist*	.192	5	2	2	0	0	0	0	1	0
3/1	@ Jacksonville*	.194	5	0	1	0	0	0	1	0	0
3/2	@ Jacksonville*	.171	4	0	0	0	0	0	0	0	0
3/3	@ Jacksonville*	.216	2	0	2	0	0	0	2	1	0
3/5	Arkansas-Pine Bluff*	.200	3	0	0	0	0	0	0	1	1
3/8	Pacific*	.182	4	0	0	0	0	0	0	0	3
3/9	Pacific*	.170	3	0	0	0	0	0	0	0	0
3/10	Pacific	.167	1	0	0	0	0	0	0	1	0
3/12	Northwestern State*	.154	4	0	0	0	0	0	1	1	3
3/15	Kansas*	.196	4	0	3	0	0	0	2	0	0
3/16	Kansas*	.200	4	0	1	0	0	0	0	0	1
3/17	Kansas*	.185	5	0	0	0	0	0	0	0	0
3/22	@ Oklahoma*	.186	5	0	1	0	0	0	0	0	1
3/23	@ Oklahoma*	.178	3	0	0	0	0	0	1	0	1
3/26	Dallas Baptist*	.184	3	0	1	0	0	0	1	0	0
3/29	@ Texas Tech*	.192	2	1	1	1	0	0	2	0	0
3/30	@ Texas Tech*	.195	4	1	1	0	0	0	0	1	0
4/2	UT Pan American*	.209	4	1	2	0	0	0	2	0	1
4/3	UT Pan American*	.213	3	1	1	0	0	0	2	0	2
4/5	San Francisco*	.207	3	0	0	0	0	0	0	1	1
4/6	San Francisco*	.208	4	0	1	0	0	0	0	0	0
4/7	San Francisco	.204	2	0	0	0	0	0	0	0	1
4/10	Stephen F. Austin	.210	2	0	1	0	0	0	1	0	0
4/12	Oklahoma State*	.212	4	0	1	0	0	0	0	0	1
4/13	Oklahoma State*	.213	4	0	1	0	0	0	0	0	0
4/14	Oklahoma State*	.207	3	0	0	0	0	0	0	1	1
4/16	@ UT Arlington*	.217	4	1	2	0	0	0	2	0	0
4/19	Baylor*	.220	3	0	1	0	0	0	0	0	0
4/20	Baylor*	.211	5	0	0	0	0	0	0	0	1
4/21	Baylor*	.213	4	1	1	1	0	0	2	0	0
4/26	@ Kansas State*	.221	4	0	2	0	0	0	0	0	0
4/27	@ Kansas State*	.215	4	0	0	0	0	0	0	0	0
4/28	@ Kansas State*	.214	5	0	1	0	0	0	0	0	1
4/30	Texas Southern*	.222	4	1	2	0	0	0	0	0	1
5/2	@ USC*	.236	4	2	3	0	0	1	2	0	0
5/3	@ USC*	.245	3	0	2	0	0	0	0	1	0
5/4	@ USC*	.248	2	0	1	0	0	0	0	0	0
5/11	@ West Virginia*	.244	3	0	0	0	0	0	0	0	0
5/11	@ West Virginia*	.248	5	2	2	2	0	0	1	0	1
5/12	@ West Virginia*	.261	4	1	3	1	0	0	3	2	0
5/16	Texas*	.257	2	0	0	0	0	0	0	0	0
5/17	Texas	.257	0	0	0	0	0	0	0	0	0
5/18	Texas*	.251	4	0	0	0	0	0	0	0	0
5/23	vs. Oklahoma State*	.257	4	1	2	0	0	0	3	0	0
5/24	vs. West Virginia*	.251	4	0	0	0	0	0	0	0	0
5/25	vs. Kansas*	.247	3	0	0	0	0	0	0	0	0

#5 DEREK ODELL

ODELL'S CAREER vs. 2014 OPPONENTS

Opponent	GP-GS	Avg.	AB	R	H	2B	3B	HR	RBI	BB	K
Baylor	4-4	.200	15	2	3	2	0	0	2	2	2
Dallas Baptist	3-3	.333	9	2	3	0	0	0	1	0	0
Jacksonville	3-3	.273	11	0	3	0	0	0	3	1	0
Kansas	4-4	.250	16	0	4	0	0	0	3	0	0
Kansas State	3-3	.231	13	0	3	0	0	0	0	0	1
Oklahoma	4-3	.308	13	1	4	0	0	0	2	0	3
Oklahoma State	7-7	.160	25	1	4	0	0	0	3	3	4
Texas	3-2	.000	6	0	0	0	0	0	0	0	0
Texas Tech	4-4	.308	13	2	4	1	0	0	4	1	2
UT Arlington	3-3	.429	7	1	3	0	0	0	2	1	0
UTPA	2-2	.429	7	2	3	0	0	0	4	0	3
UTSA	1-1	.000	0	0	0	0	0	0	0	0	0
West Virginia	4-4	.313	16	3	5	3	0	0	4	2	1

Odell's Career Highs

AB	6 vs. San Diego State 5/26/12
Hits	4 vs. San Diego State 5/24/12
Runs	3, 4x last vs. Dayton 6/2/12
RBI s	3, 2x last vs. Oklahoma State 5/23/13
HR	1, 5x last @ USC 5/2/13
SB	1, 7x last vs. Oklahoma State 4/13/13





JERRICK SUITER
31 OF/CATCHER
 6-4 • 235 • R/R • JR
VALPARAISO, IND.
VALPARAISO HS

Career Honors

- 2012 MW All-Tournament team
- 2012 NCAA College Station All-Regional team

2013 (Sophomore)

Appeared in 43 games and made 35 starts... appeared in five games as a pinch hitter and three as a defensive replacement... of his 35 starts, 14 came in right field, eight in left field, eight as the designated hitter and five as the catcher... was 1-for-4 as a pinch hitter... recorded a base hit in 17 games and reached base safely in 26 contests... tallied five multi-hit games and two multiple RBI contests... made his first appearance behind the plate on Feb. 22 against Cal State Fullerton... walked and scored a run in the contest... singled in the final two games against the Titans on Feb. 23 and 24... drove in a season-high three runs at Jacksonville on March 2... contest marked his first career start as the catcher... went 2-for-2 with an RBI in the series opener against Pacific on March 8... helped lead the Frogs to a win over UT Arlington on March 19 at The Ballpark in Arlington... doubled and drove in two runs as part of a two hit game... contest spurred a four-game hitting streak... recorded a hit in all three games at Oklahoma (March 22-24)... went 2-for-4 with a run scored at Texas Tech on March 30... had two hits and an RBI in the series finale against Baylor on April 21... came off the bench and drew two walks and stole a base against Texas Southern on April 30... doubled in the tying run against USC on May 2... collected his third double of the season and drove in a run as part of a two-hit day against Texas on May 17.

2012 (Freshman)

Split time between the plate and the mound... made 44 appearances at the plate and six appearances as a pitcher... started 38 games and made six appearances as a pinch hitter... started two games and relieved four on the mound... of his 38 starts, 20 came as the designated hitter, 10 as the left fielder, six as the right fielder and two in center field... tallied a hit in 30 games and reached base safely in 33 contests... recorded 10 multi-hit games and six multiple RBI contests... hit .310 on the season with four doubles and three triples... collected 19 RBIs, 11 of which came with two outs... stole four bases in eight attempts... was 3-for-6 with two triples and three RBIs as a pinch hitter... on the mound he held opponents scoreless in all four relief appearances... allowed just one of three inherited runners to score... made his collegiate debut on the mound at Baylor... walked two and got two outs in the eighth inning against the Bears... tripled in the go-ahead runs in the eighth inning on the first pitch he saw of his collegiate career at Cal State Fullerton on Feb. 24... went 1-for-4 as the starting DH the following day against the Titans... started a six-game hitting streak with a 1-for-3 day at the plate against Oklahoma State on



March 2... hit .500 (11-for-22) during the streak with four RBIs... was 2-for-2 in the second game against the Cowboys on March 3... had a pair of hits and two runs scored in the series finale against Oklahoma State on March 4... singled in a pair of insurance runs in the eighth inning as part of a three-hit game against Baylor on March 6... was 3-for-7 with two RBIs in the series against Texas Tech March 11-12... returned to the mound on March 20 at Texas State... pitched 11/3 scoreless innings with a pair of strikeouts... collected his second pinch hit, RBI triple at New Mexico on March 25... made his first career start on the mound on March 27 at UT Arlington... allowed a run on four hits, walked one and struck out four in a career-high 4 2/3 innings pitched... second start of the season came on April 3 against Dallas Baptist... took the loss after allowing three runs on four hits in 11/3 innings... improved to 3-for-3 as a pinch hitter with a pinch hit single against UNC Wilmington on April 5... drove in two runs on two hits against the Seahawks on April 6... collected two more RBIs in the series finale against UNC Wilmington on April 7... started all three games against Air Force April 13-15... had two hits and two RBIs in game two against the Falcons (April 14)... pitched scoreless innings on April 28 against Manhattan and May 12 at Air Force... became the everyday left fielder on May 24... started the final 10 games of the season and raised his batting average 55 points with a 10-game hitting streak... hit .462 (18-for-39) during the streak... had a monster conference tournament as he tallied multi-hits in all three games... was 2-for-2 with a double and three runs scored in the tournament opener against San Diego State May 24... had three more hits in four at-bats against New Mexico on May 25... went 2-for-5 with two runs scored against the Aztecs on May 26... went 1-for-3 in the NCAA College Station Regional opener against Ole Miss... had a career day at the plate against Dayton on June 2... went 5-for-6 with a double, a triple and three RBIs... collected a hit in each of the next five games to close out the season.

Valparaiso High School

Was a four-time letterwinner at Valparaiso High School... drafted in the 35th round of the MLB First Year Player Draft by Toronto... named the Indiana Times Male Athlete of the Year in 2011... earned third-team All-American honors as a senior... was a first-team all-region performer... named the conference Co-MVP as a senior... pitched in the Under Armour All-American game as a junior... ranked as the No. 9 top prospect in the state of Indiana by Baseball America... also a standout basketball and football player.

Personal

Parents are Eric and Jeanette... has a younger sister, Danielle, and a younger brother, Carter... father, Eric, played basketball at Valparaiso... majoring in deaf education.

Suiter's Career Stats

SEASON	Avg.	GP-GS	AB	RUNS	HITS	2B	3B	HR	RBI	SLG%	BB	HBP	SO	OB%	SB-A	SF	SH	FLD
2012	.310	44-38	145	19	45	4	3	0	20	.379	13	2	20	.375	4-8	0	0	.963
2013	.186	43-35	118	11	22	3	0	0	10	.212	12	3	32	.276	3-3	1	3	.984
TOTALS	.255	87-73	263	30	67	7	3	0	30	.304	25	5	52	.330	7-11	1	3	.978
SEASON	ERA	W-L	GP-GS	CG	SH/CB	SAVES	IP	HITS	RUNS	ER	BB	SO	WP	HBP	BK	B/AVG.		
2012	3.60	0-1	6-2	0	0/0	0	10.0	10	4	4	4	7	0	0	0	.270		
TOTALS	3.60	0-1	6-2	0	0/0	0	10.0	10	4	4	4	7	0	0	0	.270		

#31 JERRICK SUITER

SUITER'S 2012 GAME-BY-GAME STATISTICS

Date	Opponent	Avg.	AB	R	H	2B	3B	HR	RBI	BB	K
2/24	@ CS Fullerton	1.000	1	1	1	0	1	0	2	0	0
2/25	@ CS Fullerton*	.400	4	0	1	0	0	0	0	0	1
2/28	Texas State*	.250	3	0	0	0	0	0	0	0	1
3/2	Oklahoma State*	.273	3	0	1	0	0	0	0	1	1
3/3	Oklahoma State*	.385	2	0	2	0	0	0	0	0	0
3/4	Oklahoma State*	.389	5	2	2	0	0	0	0	0	0
3/6	Baylor*	.435	5	0	3	0	0	0	2	0	1
3/11	Texas Tech*	.423	3	0	1	0	0	0	1	0	0
3/12	Texas Tech*	.433	4	0	2	0	0	0	1	0	0
3/13	@ UTSA*	.371	5	0	0	0	0	0	0	0	2
3/16	@ UNLV*	.342	3	0	0	0	0	0	1	0	0
3/17	@ UNLV*	.325	2	0	0	0	0	0	0	0	1
3/25	@ New Mexico	.341	1	1	1	0	1	0	1	0	0
3/30	UNLV*	.318	3	1	0	0	0	0	0	1	0
3/31	UNLV*	.326	2	0	1	0	0	0	0	0	0
4/1	UNLV*	.300	4	0	0	0	0	0	0	0	0
4/3	Dallas Baptist	.300	0	0	0	0	0	0	0	0	0
4/5	UNC Wilmington	.314	1	0	1	0	0	0	0	0	0
4/6	UNC Wilmington*	.327	4	1	2	0	0	0	2	0	0
4/7	UNC Wilmington*	.322	4	0	1	0	0	0	2	0	2
4/11	UT Arlington*	.306	3	0	0	0	0	0	0	1	0
4/13	Air Force*	.303	4	1	1	0	0	0	1	0	0
4/14	Air Force*	.310	5	1	2	1	0	0	2	0	1
4/15	Air Force*	.315	2	1	1	0	0	0	0	2	0
4/17	Louisiana-Monroe*	.303	3	1	0	0	0	0	0	1	1
4/20	@ San Diego State*	.300	4	0	1	0	0	0	1	1	1
4/22	@ San Diego State	.296	1	0	0	0	0	0	0	0	0
4/24	Texas A&M*	.286	3	0	0	0	0	0	0	0	1
4/27	Manhattan*	.287	3	0	1	1	0	0	0	1	1
4/28	Manhattan	.287	0	0	0	0	0	0	0	0	0
4/29	Manhattan	.281	2	0	0	0	0	0	0	0	0
5/5	New Mexico*	.272	3	0	0	0	0	0	0	0	0
5/12	@ Air Force*	.265	6	0	1	0	0	0	0	0	0
5/13	@ Air Force*	.265	4	0	1	0	0	0	1	0	0
5/15	@ Oklahoma*	.257	3	0	0	0	0	0	0	0	1
5/20	San Diego State	.255	1	0	0	0	0	0	0	0	0
5/24	vs. San Diego State*	.269	2	3	2	1	0	0	0	2	0
5/25	vs. New Mexico*	.286	4	0	3	0	0	0	0	0	1
5/26	vs. San Diego State*	.291	5	2	2	0	0	0	0	0	1
6/1	vs. Ole Miss*	.292	3	0	1	0	0	0	0	0	2
6/2	vs. Dayton*	.317	6	3	5	1	1	0	3	1	0
6/3	@ Texas A&M*	.315	4	1	1	0	0	0	0	1	0
6/3	vs. Ole Miss*	.316	3	0	1	0	0	0	0	1	0
6/4	vs. Ole Miss*	.314	4	0	1	0	0	0	0	0	1
6/8	@ UCLA*	.312	4	0	1	0	0	0	0	0	0
6/9	@ UCLA*	.310	4	0	1	0	0	0	0	0	0

SUITER'S 2012 GAME-BY-GAME STATISTICS

Date	Opponent	W-L-SV	ERA	IP	H	R	ER	BB	SO	HP	BF
2/21	@ Baylor	0-0-0	0.00	0.2	0	0	0	2	0	0	3
3/20	@ Texas State	0-0-0	0.00	1.1	0	0	0	0	2	0	4
3/27	@ UT Arlington*	0-0-0	1.35	4.2	4	1	1	1	4	0	19
4/3	Dallas Baptist*	0-1-0	4.50	1.1	4	3	3	0	1	0	8
4/28	Manhattan	0-1-0	4.00	1.0	1	0	0	1	0	0	4
5/12	@ Air Force	0-1-0	3.60	1.0	1	0	0	0	0	0	4

SUITER'S 2013 GAME-BY-GAME STATISTICS

Date	Opponent	Avg.	AB	R	H	2B	3B	HR	RBI	BB	K
2/15	@ Ole Miss*	.000	3	0	0	0	0	0	0	0	1
2/16	@ Ole Miss*	.000	3	0	0	0	0	0	0	0	1
2/17	@ Ole Miss*	.000	4	0	0	0	0	0	0	0	2
2/22	Cal State Fullerton*	.000	2	1	0	0	0	0	0	1	1
2/23	Cal State Fullerton*	.062	4	0	1	0	0	0	0	0	1
2/24	Cal State Fullerton*	.100	4	0	1	0	0	0	0	0	1
2/26	Dallas Baptist*	.083	4	0	0	0	0	0	0	0	2
3/2	@ Jacksonville*	.107	4	1	1	0	0	0	3	0	0
3/3	@ Jacksonville*	.097	3	1	0	0	0	0	0	1	1
3/8	Pacific*	.152	2	0	2	0	0	0	1	0	0
3/9	Pacific*	.139	3	0	0	0	0	0	0	0	0
3/10	Pacific*	.125	4	0	0	0	0	0	0	0	1
3/12	Northwestern State	.125	0	0	0	0	0	0	0	0	0
3/13	Northwestern State*	.114	4	0	0	0	0	0	0	0	1
3/16	Kansas	.114	0	0	0	0	0	0	0	0	0
3/19	vs. UT Arlington*	.146	4	1	2	1	0	0	2	0	2
3/22	@ Oklahoma	.160	2	1	1	0	0	0	0	0	1
3/23	@ Oklahoma*	.167	4	0	1	0	0	0	0	0	1
3/24	@ Oklahoma*	.172	4	0	1	0	0	0	0	1	3
3/26	Dallas Baptist	.169	1	0	0	0	0	0	0	0	1
3/30	@ Texas Tech*	.190	4	1	2	0	0	0	0	0	0
3/31	@ Texas Tech*	.185	2	1	0	0	0	0	0	2	1
4/2	UT Pan American*	.179	2	0	0	0	0	0	1	0	0
4/3	UT Pan American	.176	1	0	0	0	0	0	0	0	1
4/5	San Francisco*	.181	4	1	1	0	0	0	0	0	2
4/6	San Francisco*	.181	0	0	0	0	0	0	0	0	0
4/7	San Francisco*	.189	2	0	1	0	0	0	0	0	1
4/14	Oklahoma State*	.195	3	0	1	0	0	0	0	0	0
4/16	@ UT Arlington*	.200	3	0	1	0	0	0	0	2	0
4/19	Baylor	.198	1	0	0	0	0	0	0	0	0
4/20	Baylor*	.202	3	1	1	0	0	0	0	0	0
4/21	Baylor*	.216	4	0	2	0	0	0	1	0	0
4/26	@ Kansas State*	.209	3	0	0	0	0	0	0	1	0
4/27	@ Kansas State*	.202	3	0	0	0	0	0	0	0	1
4/30	Texas Southern	.202	0	0	0	0	0	0	0	2	0
5/2	@ USC*	.204	4	1	1	1	0	0	1	0	0
5/3	@ USC*	.198	3	0	0	0	0	0	0	1	0
5/4	@ USC*	.192	3	0	0	0	0	0	0	1	2
5/11	@ West Virginia*	.187	3	0	0	0	0	0	0	0	2
5/12	@ West Virginia*	.183	2	0	0	0	0	0	0	0	2
5/17	Texas*	.196	3	1	2	1	0	0	1	0	0
5/24	vs. West Virginia	.193	2	0	0	0	0	0	0	0	0
5/25	vs. Kansas*	.186	4	0	0	0	0	0	0	0	1

#31 JERRICK SUITER

SUITER'S HITTING CAREER vs. 2014 OPPONENTS

Opponent	GP-GS	Avg.	AB	R	H	2B	3B	HR	RBI	BB	K
Baylor	4-3	.462	13	1	6	0	0	0	3	0	3
Dallas Baptist	3-1	.000	5	0	0	0	0	0	0	0	3
Jacksonville	2-2	.143	7	2	1	0	0	0	3	1	1
Kansas	2-1	.000	4	0	0	0	0	0	0	0	1
Kansas State	2-2	.000	6	0	0	0	0	0	0	1	1
Oklahoma	4-4	.231	13	1	3	0	0	0	0	1	6
Oklahoma State	4-4	.462	13	2	6	0	0	0	0	1	1
Texas	1-1	.667	3	1	2	1	0	0	1	0	0
Texas Tech	4-4	.385	13	2	5	0	0	0	2	2	0
UT Arlington	3-3	.300	10	1	3	1	0	0	2	3	2
UTPA	2-1	.000	3	0	0	0	0	0	1	0	1
UTSA	1-1	.000	5	0	0	0	0	0	0	0	2
West Virginia	3-2	.000	7	0	0	0	0	0	0	0	4

Suiter's Hitting Career Highs

AB	6 vs. Dayton 6/2/12
Hits	5 vs. Dayton 6/2/12
Runs	3, 2x last vs. Dayton 6/2/12
RBI	3, 2x last @ Jacksonville 3/2/13
HR	N/A
SB	1, 7x last @ USC 5/4/13


Suiter's Pitching Career Highs

IP	4.2 @ UT Arlington 3/27/12
Hits	4, 2x last vs. Dallas Baptist 4/3/12
Runs	3 vs. Dallas Baptist 4/3/12
ER	3 vs. Dallas Baptist 4/3/12
BB	2 @ Baylor 2/21/12
K	4 @ UT Arlington 3/27/12

SUITER'S PITCHING CAREER vs. 2014 OPPONENTS

Opponent	G-GS	W-L-SV	ERA	IP	H	R	ER	BB	SO	HP	B/Avg.
Baylor	1-0	0-0-0	0.00	0.2	0	0	0	2	0	0	.000
Dallas Baptist	1-1	0-1-0	20.26	1.1	4	3	3	0	1	0	.571
UT Arlington	1-1	0-0-0	1.93	4.2	4	1	1	1	4	0	.222





TREY TEAKELL

40 PITCHER
6-5 • 170 • R/R • RS-JR

WEATHERFORD, TEXAS
WEATHERFORD HS

2013 (Sophomore)

Made three starts as part of 13 appearances... posted the lowest ERA on the team at 0.82... struck out 24 batters in 33 innings pitched, while issuing just four walks... limited opponents to a .207 batting average... team was 3-0 in games he started and 8-5 in games he pitched... allowed just three of his nine inherited runners to score... held opponents scoreless in eight of 10 relief appearances... combined on two of the Horned Frogs' six shutouts this season... made his season debut on Feb. 22 against Cal State Fullerton... was touched for an unearned run on 2 1/3 innings of work... tied his season-high with three strikeouts... collected two outs in a Feb. 26 outing at Dallas Baptist... pitched a scoreless inning with two strikeouts in a 13-0 win at Jacksonville on March 3... tossed two scoreless frame against Arkansas-Pine Bluff on March 5... earned his first start of the season on March 12 against Northwestern State... allowed two runs on six hits in five innings in the no-decision... surrendered two hits in 1 1/3 innings at Texas Tech on March 30... returned to the mound as a starter on April 2 against UT Pan American... pitched a career-high seven innings, giving up a run on four hits and striking out three to earn his first win of the season... game started a string of 17 2/3 innings without allowing an earned run to close out the year... improved to 2-0 with 3 1/3 innings of work at UT Arlington on April 16... gave up three hits and struck out three... collected is second consecutive win with three more scoreless innings pitched against Baylor on April 21... made his third start of the year on April 30 against Texas Southern... had to leave after one inning with an injury... missed the next three weeks with the injury... returned to the mound on May 24 against West Virginia in the Big 12 Championships... was victimized by the defense as he allowed two unearned runs on one hit in 3 1/3 innings of work.

2012 (Redshirt Freshman)

Appeared in 19 games and made three starts... finished the season with a 1-2 record to go along with a 4.70 ERA in 46 innings pitched... totaled 25 strikeouts and issued just 10 walks on the season... held opponents scoreless in 12 of 16 relief appearances... posted a 3.97 ERA as a reliever... retired all three batters he faced



in his collegiate debut on Feb. 17 against Ole Miss... gave up a run on three hits in three innings at Baylor on Feb. 21... made his first collegiate start on Feb. 26 at Cal State Fullerton... was touched four eight runs (five earned) in the loss... gave up four runs (two earned) in a three inning start against Oklahoma State on March 4... pitched 3 2/3 scoreless innings at UTSA on March 13... fell to 0-2 on the season after giving up two runs in two innings at Texas State on March 20... retired all three batters he face at New Mexico on March 23... after giving up three runs in his first inning of work at New Mexico on March 25, pitched 19 scoreless frames over his next nine appearances... issued just two walks and tallied 14 strikeouts during that stretch... struck out three in appearances against Air Force (April 14), Louisiana-Monroe (April 17) and Manhattan (April 29)... tossed four innings against the Jaspers on April 29 to earn his first collegiate win... pitched five scoreless innings against New Mexico on May 5... streak continued with three scoreless frames against San Diego State on May 18... pitched a career-high 5 1/3 innings against the Aztecs on May 24 in the conference tournament... struck out the side around a hit in his lone inning of work in the NCAA Super Regional at UCLA on June 8.

2011 (True Freshman)

Coaches elected to redshirt him in his first season at TCU... had a tremendous summer season playing for the Kauai Menehunes of the Hawaii League... named the top prospect in the league by Perfect Game and Baseball America.

Weatherford High School

Was a two-time letterwinner...earned fist-team all-district honors as a junior... honored as a first-team All-Parker County performer following his junior campaign... named second-team all-district as a senior.

Personal

Parents are Richard and Phyllis... has an older brother, Toby and an older sister, Kyla... majoring in sociology.

Teakell's Career Stats

SEASON	ERA	W-L	GP-GS	CG	SH/CB	SAVES	IP	HITS	RUNS	ER	BB	SO	WP	HBP	BK	B/AVG.
2012	4.70	1-2	19-3	0	0/1	0	46.0	52	30	24	10	25	2	7	0	.286
2013	0.82	3-0	13-3	0	0/2	0	33.0	25	6	3	4	24	4	4	0	.207
TOTALS	2.43	4-2	32-6	0	0/3	0	79.0	77	36	27	14	49	6	11	0	.254

2014 TCU BASEBALL

#40 TREY TEAKELL

TEAKELL'S 2012 GAME-BY-GAME STATISTICS

Date	Opponent	W-L-SV	ERA	IP	H	R	ER	BB	SO	HP	BF
2/17	Ole Miss	0-0-0	0.00	1.0	0	0	0	0	1	0	3
2/21	@ Baylor	0-0-0	2.25	3.0	3	1	1	0	0	0	12
2/26	@ CS Fullerton*	0-1-0	7.71	3.0	8	8	5	1	2	1	21
3/4	Oklahoma State*	0-1-0	7.20	3.0	7	4	2	1	1	0	17
3/13	@ UTSA	0-1-0	5.27	3.2	4	0	0	1	2	1	16
3/20	@ Texas State*	0-2-0	5.74	2.0	2	2	2	2	1	1	10
3/23	@ New Mexico	0-2-0	5.40	1.0	1	0	0	0	0	0	3
3/25	@ New Mexico	0-2-0	5.95	3.0	3	3	3	2	1	1	15
4/1	UNLV	0-2-0	5.85	0.1	0	0	0	0	0	1	2
4/14	Air Force	0-2-0	5.16	2.2	1	0	0	0	3	0	9
4/17	Louisiana-Monroe	0-2-0	4.81	1.2	0	0	0	0	3	0	5
4/21	@ San Diego State	0-2-0	4.44	2.0	1	0	0	1	0	0	8
4/24	Texas A&M	0-2-0	4.39	0.1	2	0	0	0	1	0	3
4/29	Manhattan	1-2-0	3.82	4.0	2	0	0	0	3	0	13
5/5	New Mexico	1-2-0	3.28	5.0	3	0	0	0	1	0	15
5/18	San Diego State	1-2-0	3.03	3.0	1	0	0	0	1	1	11
5/24	vs. San Diego State	1-2-0	4.09	5.1	8	8	7	1	2	1	26
6/2	vs. Dayton	1-2-0	4.80	1.0	5	4	4	1	0	0	9
6/8	@ UCLA	1-2-0	4.70	1.0	1	0	0	0	3	0	4

TEAKELL'S 2013 GAME-BY-GAME STATISTICS

Date	Opponent	W-L-SV	ERA	IP	H	R	ER	BB	SO	HP	BF
2/22	CS Fullerton	0-0-0	0.00	2.1	3	1	0	0	3	1	13
2/26	@ Dallas Baptist	0-0-0	0.00	0.2	2	0	0	0	0	0	3
3/3	@ Jacksonville	0-0-0	0.00	1.0	0	0	0	0	0	2	3
3/5	Ark.-Pine Bluff	0-0-0	0.00	2.0	1	0	0	0	2	0	7
3/12	Northwestern St.*	0-0-0	1.64	5.0	6	2	2	2	2	0	22
3/30	@ Texas Tech	0-0-0	1.46	1.1	2	0	0	0	0	0	6
4/2	UTPA*	1-0-0	1.40	7.0	4	1	1	1	3	0	25
4/10	SFA	1-0-0	1.33	1.0	0	0	0	0	1	0	3
4/13	Oklahoma State	1-0-0	1.21	2.0	1	0	0	0	2	0	7
4/16	@ UT Arlington	2-0-0	1.05	3.1	3	0	0	0	3	0	11
4/21	Baylor	3-0-0	0.94	3.0	2	0	0	0	2	0	11
4/30	Texas Southern*	3-0-0	0.91	1.0	0	0	0	0	2	1	4
5/24	vs. West Virginia	3-0-0	0.82	3.1	1	2	0	1	2	2	16

TEAKELL'S CAREER vs. 2014 OPPONENTS

Opponent	G-GS	W-L-SV	ERA	IP	H	R	ER	BB	SO	HP	B/Avg.
Baylor	2-0	1-0-0	1.50	6.0	5	1	1	0	2	0	.217
Dallas Baptist	1-0	0-0-0	0.00	0.2	2	0	0	0	0	0	.667
Jacksonville	1-0	0-0-0	0.00	1.0	0	0	0	0	2	0	.000
Oklahoma State	2-1	0-0-0	3.60	5.0	8	4	2	1	3	0	.348
SFA	1-0	0-0-0	0.00	1.0	0	0	0	0	1	0	.000
Texas Tech	1-0	0-0-0	0.00	1.1	2	0	0	0	0	0	.333
UT Arlington	1-0	1-0-0	0.00	3.2	3	0	0	0	3	0	.273
UTPA	1-1	1-0-0	1.29	7.0	4	1	1	1	3	0	.167
UTSA	1-0	0-0-0	0.00	3.2	4	0	0	1	2	1	.286
West Virginia	1-0	0-0-0	0.00	3.1	1	2	0	1	2	2	.083

Teakell's Career Highs

IP 7.0 vs. UT Pan American 4/2/13
Hits 8, 2x last vs. San Diego State 5/24/12
Runs 8 vs. San Diego State 5/24/12
ER 7 vs. San Diego State 5/24/12
BB 2, 3x last vs. Northwestern State 3/12/13
K 3, 4x last @ UCLA 6/8/12





BOOMER WHITE
35 OUTFIELD
 508 • 195 • R/R • SO
 HOUSTON, TEXAS
 MEMORIAL HS

Career Honors

- 2013 Louisville Slugger Freshman All-American
- 2013 Honorable Mention All-Big 12
- 2013 Big 12 All-Freshman team
- Big 12 Newcomer of the Week (March 4, 2013)

2013 (Freshman)

Played in 53 games and started 50... three appearances off the bench came as a pinch hitter... made 39 starts in left field, six as the designated hitter and five in right field... was 2-for-3 as a pinch hitter... hit safely in 37 games and reached base safely in 40 contests... tied for the team lead with 17 multi-hit games and tallied five multiple RBI contests... led the team with a .314 average... ranked second on the team with 59 hits and 13 doubles... also collected a triple and a home run...14 of his 27 RBIs on the season came with two outs... was 2-for-4 in stolen bases... singled in his first career at-bat as a pinch hitter at Ole Miss on Feb. 17... earned his first career start on Feb. 23 at Cal State Fullerton... commenced a seven game hitting streak with a pinch-hit single at Jacksonville on March 1... hit .421 (8-for-1) during the streak... homered and double against the Dolphins on March 2... collected two more doubles in the series finale at Jacksonville on March 3... collected a hit and an RBI in the first two games against Pacific March 8-9... was 3-for-4 with two RBIs against Northwestern State (March 13)... singled twice and drove in a run in TCU's inaugural Big 12 game against Kansas (March 15)... doubled against UT Arlington on March 19 in a game played at The Ballpark in Arlington... drove in a run in the series opener at Oklahoma on March 22... started another seven-game hitting streak that saw hi hit .393 (11-for-28) with a two-hit game against the Sooners on March 23... singled and drove in a run against Dallas Baptist on March 26... drove in a run in each of the first two games at Texas Tech (March 29-30)... was 3-for-5 with a run scored in the series finale against the Red Raiders (March 31)... drove in a career-high three runs on two hits in three at-bats against UT Pan



American (April 2)... doubled as part of a three-hit game against San Francisco on April 5... ended a seven-game slump with a three-hit game at UT Arlington on April 16... hit safely in 17 of the final 21 games, posting a .350 (28-for-80) over that course... started a five game hitting streak on April 16 that saw him hit .474 (9-for-19)... tallied four hits in the series against Baylor (April 19-21)... collected two hits in the series-opener and the series finale at Kansas State (April 26 and 28)... the series finale against the Wildcats spurred a six-game hitting streak that saw him hit .500 (9-for-18)... singled in a run in a win over Texas Southern on April 30... was 6-for-11 in the the series at USC (May 2-4)... tripled and drove in two runs as part of a two-hit game against the Trojans on May 3... had three hits, including a double, and drove in a run in the series finale at USC (May 4)... commenced his second hitting streak of seven games on May 11 at West Virginia... hit .357 (10-for-28) during the streak... doubled twice and drove in two in the series finale at West Virginia on May 12... collected a double and drove in a run in the series opener against Texas (May 16)... tied his career high with three RBIs as part of a two-hit game against Texas (May 17)... had two hits and drove in a run against Oklahoma State in the Big 12 Tournament opener.

Memorial High School

Was a three-year letterwinner at Memorial High School... named first-team all-Greater Houston as a sophomore, junior and senior... selected as a first-team all-district outfield performer twice... also named first-team all-district as a catcher... selected as the Spring Branch Optimist Club Offensive Player of the Year... earned second-team all-state accolades as a junior... was a THSBFA All-American as a senior... also a stand-out football player.

Personal

Parents are Charlie and Kay Kay... has a younger brother, Taylor... has not decided on a major.

White's Career Stats

SEASON	Avg.	GP-GS	AB	RUNS	HITS	2B	3B	HR	RBI	SLG%	BB	HBP	SO	OB%	SB-A	SF	SH	FLD
2013	.314	53-50	188	18	59	13	1	1	27	.410	10	3	19	.355	2-4	2	7	.976
TOTALS	.314	53-50	188	18	59	13	1	1	27	.410	10	3	19	.355	2-4	2	7	.976

2014 TCU BASEBALL

#8 BOOMER WHITE

WHITE'S 2013 GAME-BY-GAME STATISTICS

Date	Opponent	Avg.	AB	R	H	2B	3B	HR	RBI	BB	K
2/17	@ Ole Miss	1.000	1	0	1	0	0	0	0	0	0
2/22	CS Fullerton	.500	1	0	0	0	0	0	0	0	0
2/23	CS Fullerton*	.250	2	0	0	0	0	0	0	0	0
3/1	@ Jacksonville	.400	1	0	1	0	0	0	0	0	0
3/2	@ Jacksonville*	.444	4	2	2	1	0	1	1	0	0
3/3	@ Jacksonville*	.500	3	2	2	2	0	0	0	0	0
3/5	Arkansas-Pine Bluff*	.467	3	0	1	0	0	0	0	0	0
3/8	Pacific*	.421	4	1	1	0	0	0	1	0	0
3/9	Pacific*	.391	4	0	1	0	0	0	1	0	0
3/10	Pacific*	.360	2	0	0	0	0	0	0	0	1
3/12	Northwestern State*	.385	1	0	1	0	0	0	0	0	0
3/13	Northwestern State*	.433	4	1	3	0	0	0	2	0	0
3/15	Kansas*	.429	5	1	2	0	0	0	1	0	0
3/16	Kansas*	.385	4	0	0	0	0	0	0	0	0
3/17	Kansas*	.364	5	0	1	0	0	0	0	0	1
3/19	vs. UT Arlington*	.347	5	0	1	1	0	0	0	0	1
3/22	@ Oklahoma*	.333	2	0	0	0	0	0	1	0	1
3/23	@ Oklahoma*	.339	5	0	2	1	0	0	0	0	0
3/24	@ Oklahoma*	.333	4	0	1	0	0	0	0	0	0
3/26	Dallas Baptist*	.328	4	0	1	0	0	0	1	0	0
3/29	@ Texas Tech*	.324	4	0	1	0	0	0	1	0	0
3/30	@ Texas Tech*	.324	3	1	1	1	0	0	1	0	2
3/31	@ Texas Tech*	.342	5	1	3	0	0	0	0	0	0
4/2	UT Pan American*	.354	3	1	2	1	0	0	3	1	0
4/3	UT Pan American*	.341	3	0	0	0	0	0	1	1	0
4/5	San Francisco*	.360	4	1	3	1	0	0	0	0	0
4/6	San Francisco*	.344	4	0	0	0	0	0	0	0	2

WHITE'S 2013 GAME-BY-GAME STATISTICS

Date	Opponent	Avg.	AB	R	H	2B	3B	HR	RBI	BB	K
4/7	San Francisco*	.330	4	0	0	0	0	0	0	0	0
4/10	Stephen F. Austin*	.313	5	0	0	0	0	0	0	0	1
4/12	Oklahoma State*	.301	4	0	0	0	0	0	0	0	0
4/13	Oklahoma State*	.292	3	0	0	0	0	0	0	0	1
4/14	Oklahoma State*	.287	2	0	0	0	0	0	0	0	1
4/16	@ UT Arlington*	.304	4	1	3	1	0	0	1	0	0
4/19	Baylor*	.304	3	0	1	0	0	0	0	0	0
4/20	Baylor*	.300	5	0	1	0	0	0	1	0	1
4/21	Baylor*	.306	4	0	2	0	0	0	0	0	0
4/26	@ Kansas State*	.315	3	0	2	0	0	0	0	0	1
4/27	@ Kansas State*	.305	4	0	0	0	0	0	0	0	1
4/28	@ Kansas State*	.311	4	0	2	0	0	0	0	1	0
4/30	Texas Southern*	.312	3	1	1	0	0	0	1	1	0
5/2	@ USC*	.312	3	0	1	0	0	0	0	0	0
5/3	@ USC*	.319	3	0	2	0	1	0	2	1	0
5/4	@ USC*	.329	5	0	3	1	0	0	1	0	0
5/11	@ West Virginia*	.320	4	0	0	0	0	0	0	0	1
5/11	@ West Virginia*	.321	3	1	1	0	0	0	0	2	1
5/12	@ West Virginia*	.327	3	2	2	2	0	0	2	0	0
5/14	UT Arlington*	.325	4	0	1	0	0	0	0	0	0
5/16	Texas*	.323	4	1	1	1	0	0	1	0	0
5/17	Texas*	.326	5	0	2	0	0	0	3	0	1
5/18	Texas*	.326	3	0	1	0	0	0	0	0	0
5/23	vs. Oklahoma State*	.326	6	1	2	0	0	0	1	0	1
5/24	vs. West Virginia*	.321	3	0	0	0	0	0	0	0	1
5/25	vs. Kansas*	.314	4	0	0	0	0	0	0	0	1

WHITE'S CAREER vs. 2014 OPPONENTS

Opponent	GP-GS	Avg.	AB	R	H	2B	3B	HR	RBI	BB	K
Baylor	3-3	.364	12	0	4	0	0	0	0	0	1
Dallas Baptist	1-1	.250	4	0	1	0	0	0	1	0	0
Jacksonville	3-2	.625	8	4	5	3	0	1	1	0	0
Kansas	4-4	.167	18	1	3	0	0	0	0	0	1
Kansas State	3-3	.364	11	0	4	0	0	0	0	2	2
Oklahoma	3-3	.273	11	0	3	1	0	0	1	0	1
Oklahoma State	4-4	.133	15	0	1	2	0	0	1	0	4
SFA	1-1	.000	5	0	0	0	0	0	0	0	1
Texas	3-3	.333	12	1	4	1	0	0	4	0	1
Texas Tech	3-3	.417	12	2	5	1	0	0	2	0	2
UT Arlington	3-3	.385	13	1	5	2	0	0	1	0	1
UTPA	2-2	.333	6	1	2	1	0	0	4	2	0
West Virginia	4-4	.231	13	3	3	2	0	0	2	2	3

White's Career Highs

AB 6 vs. Oklahoma State 5/23/13
Hits 3, 5x last @ USC 5/4/13
Runs 2, 3x last @ West Virginia 5/12/13
RBI 3, 2x last vs. Texas 5/17/13
HR 1 @ Jacksonville 3/2/13
SB 1, 2x last vs. Texas 5/16/13





ALEX YOUNG
23 PITCHER
 6-2 • 190 • L/L • SO
HAWTHORN WOODS, ILL
CARMEL CATHOLIC HS

Career Honors

- 2013 Louisville Slugger Freshman All-American
- 2013 Second-team All-Big 12
- 2013 Big 12 All-Freshman team

2013 (Freshman)

Made two starts as part of 22 appearances... posted a 7-4 record to go along with a team-leading five saves... recorded a 2.66 ERA in 40 2/3 innings... tallied 37 strikeouts and issued just 10 walks... held opponents to a .057 batting average against... team posted a 1-1 record in the games he started... TCU was 12-10 in the games he pitched... held opponents scoreless in 15 of 20 relief outings... allowed just six of 24 inherited runners to score... made his collegiate debut on Feb. 15 at Ole Miss... pitched two scoreless innings against the Rebels... made his first collegiate start on Feb. 24 against Cal State Fullerton... was touched for five runs on six hits in 3 2/3 innings... pitched four scoreless innings at Jacksonville (March 3) in his final start of the season... earned his first career win in the contest... made a strong return to the bullpen, not allowing an earned run over his next 13 innings pitched spanning eight appearances... retired all four batters he faced against Pacific on March 10 to improve to 2-1... collected his third win of the year against Northwestern State (March 13)... struck out three in 1 1/3 innings... pitched a scoreless inning over two appearances against Kansas (March 16-17)... earned his first save of the year, retiring all six batters he faced against UT Arlington on March 19... took the loss on March 22 at Oklahoma after allowing an unearned run in 1/3 of an inning... struck out four in a two-inning stint against Dallas Baptist on March 26... took the loss after allowing two runs on two hits in 2/3 of an inning at Texas Tech on



March 31... twirled 3 1/3 scoreless inning against San Francisco on April 7... struck out both batters he faced against Oklahoma State to earn his second save of the year on April 12... fanned two more in 1 1/3 innings against the Cowboys on April 14 to improve to 4-3... took the loss against Baylor on April 19 after giving up a run in an inning of work... struck out five in 2 2/3 scoreless innings against Baylor on April 20 to push his record to 5-4... tallied a save in each of his next three outings: at Kansas State (April 28) and at USC (May 2 and 4)... his save on May 4 was a two-inning stint against the Trojans... tossed a season-high 6 2/3 innings of one-run baseball at West Virginia (May 12) to earn his sixth win of the season... tied his career high with five strikeouts in the game... picked up his final win of the season on May 17 against Texas with 1 1/3 scoreless innings... was touched for three runs in two innings against Kansas (May 25) at the Big 12 Championships.

Carmel Catholic High School

Earned two varsity letters at Carmel Catholic High School... drafted in the 32nd round of the 2012 MLB draft by the Texas Rangers... named a 2012 Louisville Slugger first-team All-American... also tabbed by Collegiate Baseball as one of 18 Elite High School Players... was selected as the conference Player of the Year as a senior... earned Pitcher and Player of the Year honors from his teammates... named first-team all-area and garnered an all-state special mention as a senior... had a 7-1 record in 41 innings... allowed just 13 hits and struck out 71.

Personal

Parents are Erik and Karen... has three younger brothers, Chandler, Chris and Johnathan and two younger sisters, Makenzie and Morgan... has not decided on a major.

Young's Career Stats

SEASON	ERA	W-L	GP-GS	CG	SH/CB	SAVES	IP	HITS	RUNS	ER	BB	SO	WP	HBP	BK	B/AVG.
2013	2.66	7-4	22-2	0	0/3	5	40.2	26	13	12	10	37	3	6	0	.187
TOTALS	2.66	7-4	22-2	0	0/3	5	40.2	26	13	12	10	37	3	6	0	.187

#23 ALEX YOUNG

YOUNG'S 2013 GAME-BY-GAME STATISTICS

Date	Opponent	W-L-SV	ERA	IP	H	R	ER	BB	SO	HP	BF
2/15	@ Ole Miss	0-0-0	0.00	2.0	0	0	0	0	1	0	6
2/24	Cal State Fullerton*	0-1-0	7.94	3.2	6	5	5	2	1	1	20
3/3	@ Jacksonville*	1-1-0	4.66	4.0	3	0	0	1	2	0	15
3/10	Pacific	2-1-0	4.09	1.1	0	0	0	0	1	0	4
3/13	Northwestern St.	3-1-0	3.65	1.1	1	0	0	1	3	1	7
3/16	Kansas	3-1-0	3.55	0.1	0	0	0	0	0	0	1
3/17	Kansas	3-1-0	3.38	0.2	2	0	0	0	1	0	4
3/19	vs. UT Arlington	3-1-1	2.93	2.0	0	0	0	0	2	0	6
3/22	@ Oklahoma	3-2-1	3.87	0.1	2	1	0	1	0	0	4
3/26	Dallas Baptist	3-2-1	2.55	2.0	0	0	0	0	4	1	7
3/31	@ Texas Tech	3-3-1	3.44	0.2	2	2	2	1	0	0	5

YOUNG'S 2013 GAME-BY-GAME STATISTICS

Date	Opponent	W-L-SV	ERA	IP	H	R	ER	BB	SO	HP	BF
4/7	San Francisco	3-3-1	2.91	3.1	1	0	0	1	1	0	11
4/12	Oklahoma State	3-3-2	2.82	0.2	0	0	0	0	2	0	2
4/14	Oklahoma State	4-3-2	2.66	1.1	0	0	0	1	2	1	6
4/19	Baylor	4-4-2	2.92	1.0	1	1	1	0	2	0	4
4/20	Baylor	5-4-2	2.63	2.2	1	0	0	0	5	0	8
4/28	@ Kansas State	5-4-3	2.54	1.0	0	0	0	0	1	0	3
5/2	@ USC	5-4-4	2.51	0.1	0	0	0	0	0	1	1
5/4	@ USC	5-4-5	2.35	2.0	0	0	0	0	1	1	4
5/12	@ West Virginia	6-4-5	2.17	6.2	3	1	1	1	5	0	23
5/17	Texas	7-4-5	2.09	1.1	1	0	0	0	1	1	5
5/25	vs. Kansas	7-4-5	2.66	2.0	3	3	3	1	1	0	11


YOUNG'S CAREER vs. 2014 OPPONENTS

Opponent	G-GS	W-L-SV	ERA	IP	H	R	ER	BB	SO	HP	B/Avg.
Baylor	2-0	1-1-0	3.86	2.1	2	1	1	0	7	0	.167
Dallas Baptist	1-0	0-0-0	0.00	2.0	0	0	0	0	4	1	.000
Jacksonville	1-1	1-0-0	0.00	4.0	3	0	0	1	2	0	.231
Kansas	3-0	0-0-0	9.00	3.0	5	3	3	1	1	0	.357
Kansas State	1-0	0-0-1	0.00	1.0	0	0	0	0	1	0	.000
Oklahoma	1-0	0-1-0	0.00	0.1	2	1	0	1	0	0	.667
Oklahoma State	2-0	1-0-1	0.00	2.0	0	0	0	1	4	1	.000
Texas	1-0	1-0-0	0.00	1.1	1	0	0	0	1	1	.250
Texas Tech	1-0	0-1-0	27.00	0.2	2	2	2	1	0	0	.500
UT Arlington	1-0	0-0-1	0.00	2.0	0	0	0	0	2	0	.000
West Virginia	1-0	1-0-0	1.35	6.2	3	1	1	1	5	0	.136

Young's Career Highs

IP	6.2 @ West Virginia 5/12/13
Hits	6 vs. Cal State Fullerton 2/24/13
Runs	5 vs. Cal State Fullerton 2/24/13
ER	5 vs. Cal State Fullerton 2/24/13
BB	2 vs. Cal State Fullerton 2/24/13
K	5, 2x last @ West Virginia 5/12/13





MITCHELL TRAVER
33 PITCHER
6-7 • 251 • R/R • RS-FR
NAVASOTA, TEXAS
HOUSTON CHRISTIAN HS

2013 (True Freshman)

Forced to redshirt after an injury in the fall... was ranked by Baseball America as the No. 37 freshman in college.

Houston Christian High School

Drafted in the 39th round of the 2012 Major League Baseball draft by the Houston Astros... ranked by Baseball America as the 52nd best prospect in the 2012 draft... was a three-year letterwinner at Houston Christian High School... teammates with current Horned Frog Brian Trieglaff... earned second team all-district honors as a junior... tabbed as a third-team preseason All-American by Baseball America prior



to the start of his senior season... was first-team all-district and all-state as a senior... named a Perfect Game All-American... was a member of the 40-man 16U USA Baseball roster... was 4-5 with four complete games in 11 appearances as a senior... posted a 1.60 ERA and limited opponents to a .151 batting average... fanned 75 in 611/3 innings pitched.

Personal

Parents are John and Dawn... has a younger brother, Spencer, and a younger sister McKenna... majoring in business.



BRIAN TRIEGLAFF
21 PITCHER
6-1 • 190 • R/R • RS-FR
HOUSTON, TEXAS
HOUSTON CHRISTIAN HS

2013 (True Freshman)

Coaches elected to redshirt him in his first season on campus.

Houston Christian High School

Earned three varsity letters at Houston Christian High School... teammates with current Horned Frog Mitchell Traver... earned Player of the Year honors as a junior... was a two-time first team all-district performer... named team MVP as a senior...



selected to participate in the USA Baseball National Team Identification Series... a member of the TAPPS 5A All-Tournament team... also selected to play on a regional all-star team... was a three-time academic all-star performer.

Personal

Parents are Patricia and Doug... has an older brother, Mark... majoring in business.



TYLER ALEXANDER
13 PITCHER
 6-3 • 180 • L/L • FR
 SOUTHLAKE, TEXAS
 SOUTHLAKE CARROLL HS

Southlake Carroll High School

Had an outstanding prep career at Southlake Carroll... was a 23rd round selection of the Detroit Tigers in the 2013 MLB Draft... ranked by Baseball America as the 21st top prospect in the state of Texas and the 216th national prospect... was the District 4-5A co-MVP as a senior... named area Pitcher of the Year as a junior and senior... earned first-team all-state honors as a senior... tossed a perfect game against Fossil Ridge as a senior... earned second-team all-area honors as a junior... posted a 0.66 ERA to go along with a 12-1 record in 2013... fanned 177 batters in 94 1/3 innings pitched... was 5-2 with a save and a 1.53 ERA as a junior.

Personal

Parents are Jeff and Maryann... has two brothers, Collin and Dylan... majoring in business.



CONNER BECK
24 OUTFIELD
 6-2 • 175 • R/R • FR
 MIDLAND, TEXAS
 MIDLAND HS

Midland High School

Was a three year letterwinner at Midland High School... as a junior, earned all-district honors... was also tabbed as the West Texas Player of the Week... had an outstanding senior campaign that saw him earn second-team all-district honors... selected as an honorable mention all-state performer... named the West Texas Player of the Year... participated in USA Baseball's 18U trials at the Tournament of Stars... hit .340 with two home runs as a junior... as a senior, hit .350 with four home runs and 35 RBIs... was also a stand-out football player.

Personal

Parents are Brent and Lisa... has one sibling, Blair... has not decided on a major.



RYAN BURNETT
17 PITCHER
 6-2 • 208 • L/L • FR
 THE WOODLANDS, TEXAS
 THE WOODLANDS HS

The Woodlands High School

Was a three-time letterwinner at The Woodlands High School... helped lead The Woodlands to the 2013 Class 5A State Championship... earned high school All-American honors from Baseball America and Collegiate Baseball... ranked by Baseball America as the 60th top prospect in the state of Texas... earned all-state honors and was named the Class 5A Pitcher of the Year as a senior... also tabbed as the district MVP and the county MVP... played select baseball for Kyle Chapman... posted a 0.98 ERA with a 14-1 record as a senior... fanned 142 batters in 100 innings pitched.

Personal

Parents are Robert and Fiona... has a younger brother, Sean... majoring in business.



CONNOR CASTELLANO
4 INFIELD
 5-11 • 190 • L/R • JR
 SHREVEPORT, LA.
 SANTA FE COLLEGE

At Santa Fe College

Played his sophomore campaign at Santa Fe College in Gainesville, Fla.... injured most of the campaign... appeared in 10 games... hit .310 with three doubles a home run and four RBIs... spent the summer between his sophomore and junior year in the Cape Cod League for the Cotuit Kettlers... played in nine games, hitting .300 with a home run.

At Vanderbilt

Spent the 2012 season as a member of the Vanderbilt squad... earned SEC first-year Academic Honor Roll honors... started 14 games as part of 40 games played... hit .263 with five doubles and two home runs... drove in nine runs... posted a slugging percentage of .408 and an on-base percentage of .371.

Evangel Christian Academy

Was a five-time letterwinner at Evangel Christian Academy... named first-team all-state from 2008-11... five-time all-district honoree... was a three-time all-city performer... named 2011 State MVP in Class 2A... helped lead his squad to the 2011 and 2009 Louisiana State championships... team was the 2008 state runner-up... holds seven offensive school records... captained the baseball team as a senior and junior... played select baseball for Marucci Elite and Southeast Texas Sundevils.

Personal

Parents are Arnie and Dee Ann... has two younger siblings, Carson and Allie-Marie... majoring in communications.



GARRETT CRAIN
34 INFIELD
 6-0 • 185 • S/R • JR

MUSTANG, OKLA.
ROSE STATE COLLEGE

At Rose State College

Played two seasons at Rose State College in Midwest City, Okla.... named first-team all-conference as a sophomore... earned second-team all-conference accolades as a freshman... also named to the Regional All-Tournament squad... hit .386 as a freshman with 15 doubles, six home runs and 34 RBIs... put together a solid sophomore campaign in which he hit .368 with 12 doubles, four home runs and 39 RBIs.

Edmond Santa Fe High School

Was a four-time letterwinner at Edmond Santa Fe High School... named honorable mention all-state as a senior... named to the 2010 Sunbelt Classic all-tournament squad.

Personal

Parents are Robert and Mary... has three siblings, Adrien, Ryan and Carey... brother Carey is an NAIA All-American at Northwoods... majoring in applied geo-sciences .



DYLAN DELSO
15 CATCHER
 5-11 • 195 • S/R • SO

BROKEN ARROW, OKLA.
COWLEY COUNTY COLLEGE

At Cowley County College

Played one season at Cowley County... hit .394 with seven home runs and 53 RBIs... Baseball America ranked him as the 10th best prospect in the state of Kansas... earned first-team all-region, first-team all-conference and second-team All-American.

At Arizona State

Earned a redshirt in his only season at Arizona State... served primarily as the bullpen catcher.

Broken Arrow High School

Was a four-year letterwinner at Broken Arrow High School... named team captain as a senior... helped guide his high school to the Oklahoma 6A state title as a senior... earned Perfect Game West Region first-team accolades as a senior... named Honorable Mention All-America by Perfect Game as a junior... hit .411 with six home runs as a senior... named to the All-Area Code Team.

Personal

Parents are Dusty and Darci... has two sisters, Danielle and Diandra... father, Dusty, played baseball at Oral Roberts... majoring in criminal justice.



JEREMIE FAGNAN
32 OUTFIELD
 6-2 • 200 • L/R • JR

CALGARY, ALBERTA, CANADA
MIDLAND COLLEGE

At Midland College

Played two seasons at Midland College... was named 2013 ABCA/Rawlings NJCAA National Player of the Year... helped lead his team to the 2013 Region 5 championship and their first appearance in the NJCAA DI Baseball World Series... named the Western Junior College Athletic Conference MVP... hit .419 and ranked fourth in the country with 77 RBIs... compiled a .665 slugging percentage, while hitting six home runs, 21 doubles and ranking sixth in DI with 11 triples.

Vauxhall High School

Earned the coach's award at Vauxhall High School... hit .350 with 13 home runs as a senior... a member of Team Alberta that earned a bronze medal in the 2010 Canada Cup.

Personal

Parents are Yvonne and Guy... has four siblings, Marc, Andre, David and Natalie... majoring in sociology.



WILL FOREMAN
25 CATCHER/OUTFIELD
 5-10 • 185 • R/R • FR

HOUSTON, TEXAS
LAMAR HS

Lamar High School

Earned four letters at Lamar High School... named first-team all-district as a junior and a senior... named 2012 Underclass High Honorable Mention... named a 2013 Texas All-Regional second-team performer... hit .420 with three home runs as a junior.

Personal

Parents are Jim and Michelle... has a sister, Callie, and a brother, Michael... majoring in film-television-digital media.



WILL FOX
47 INFIELD
 6-0 • 150 • L/R • FR

MONTGOMERY, TEXAS
MONTGOMERY HS

Montgomery High School

Was a four-time letterwinner at Montgomery High School... earned first-team all-district accolades as a sophomore, junior and senior... tabbed third-team all-state as a junior and senior... helped lead Montgomery High to a pair of state tournaments... played select baseball for Twelve Baseball.

Personal

Parents are Rusty and Gale... has a brother, Lukas, and a sister, Katie... brother Lukas plays basketball at Birmingham Southern College... has not decided on a major.



ERIC GARZA
9 INFIELD
 5-11 • 180 • R/R • FR

SAN ANTONIO, TEXAS
RONALD REAGAN HS

Ronald Reagan High School

Earned three varsity letters at Ronald Reagan High School... earned second-team all-state honors as a senior... named a unanimous first-team all-district selection as a junior and senior... Perfect Game tabbed him as a first-team all-region performer as a junior... earned third-team all-state honors as a junior... participated in the 2012 Area Code games... was an honorable mention all-state performer as a sophomore... named second-team all-district as a sophomore... was a career .447 hitter.

Personal

Parents are Ramon and Mercedes... has two brothers, Mike and Ramon... brother Mike is a professional baseball player in the Milwaukee Brewers organization... majoring in business.



BRANDON GILSON
43 PITCHER
 6-5 • 225 • L/L • FR

PROSPER, TEXAS
PROSPER HS

Prosper High School

Was a three-year letterwinner at Prosper High School... was a three-time first-team all-district performer... named District 9-4A Pitcher of the Year as a senior... earned all-state honorable mention honors as a junior and a senior... named 2013 Perfect Game first-team all-region... was a 2012 Perfect Game underclassman honorable mention All-American... tallied 330 strikeouts over the course of three seasons at Prosper... put together a 1.57 ERA as a senior.

Personal

Parents are Jeff and Charity... has a brother, Jordan... majoring in business.



BRIAN HOWARD
44 PITCHER
 6-9 • 185 • R/R • FR

ST. LOUIS, MO.
ST. LOUIS UNIVERSITY HS

St. Louis University High School

Was a four-year letterwinner at St. Louis University High School... ranked by Baseball America as the No. 6 prospect in Missouri... was ranked as the No. 279 national prospect by Baseball America... earned the St. Louis metro area and the Metro Catholic Conference Pitcher of the Year... named first-team all-metro, first-team all-district and first-team all-state as a senior... was selected as a PNC Bank All-Star... compiled a 10-0 record with a 1.54 ERA as a sophomore... went 7-2 with a 1.90 ERA as a junior... was 8-2 with a 0.54 ERA as a senior.

Personal

Parents are Daniel and Denise... has a sister, Mary... majoring in strategic communications.



JORDAN KIPPER
27 PITCHER
 6-4 • 210 • R/R • JR

 PHOENIX, ARIZ.
 CENTRAL ARIZONA COLLEGE

At Central Arizona College


Played two seasons at Central Arizona... drafted in the 30th round of the 2012 MLB Draft by the Philadelphia Phillies... ranked by Baseball American as Arizona's No. 22 prospect for the 2013 draft... named second-team All-American as a sophomore... also tabbed a first-team all-conference performer... earned Central Arizona Male Athlete of the Year accolades as a freshman... went 9-3 with a 2.78 ERA and fanned 76 in 90 2/3 innings... was 10-2 with a 1.32 ERA and 73 strikeouts in 81 2/3 innings.

Mountain Pointe High School

Was a three-year letterwinner at Mountain Pointe High School... teammates with current Horned Frog Kevin Cron... drafted in the 39th round of the 2011 MLB Draft by the Los Angeles Dodgers... drove in the game-winning run to help Mountain Pointe win the 2011 Class 5A Division I championship... was a 2011 Perfect Game All-West region honorable mention... earned 2010 Perfect Game underclassman high honorable mention All-American honors.

Personal

Parents are Bruce and Julie... has a sister, Kiley... grandfather Thornton Kipper played professional baseball with the Philadelphia Phillies from 1952-55... Thornton also participated in the 1950 College World Series as a member of the Wisconsin baseball squad... majoring in sociology.



ROBBY MEDEL
35 PITCHER
 6-4 • 170 • R/R • FR

 ARLINGTON, TEXAS
 BOWIE HS

Bowie High School

Was a four-year letterwinner at Bowie High School... earned first-team all-district honors in 2010, 2012 and 2013... led Bowie in strikeouts and wins as a senior... named Bowie High School MVP in 2012 and 2013... was tabbed the Pitcher of the year in 2010 and 2011... played for the Rangers Area Code team.

Personal

Parents are Rob and Anna... has a brother, Nick... has not decided on a major.



MICHAEL LANDESTOY
7 FIRST BASE
 6-3 • 172 • R/R • FR

 SANTO DOMINGO, D.R.
 SAINT GEORGE SCHOOL

Saint George School

Played baseball with various competitive leagues while attending Saint George School in Santo Domingo... was a two-time MVP... participated in a pair of Perfect Game events, including the National Academic Showcase and the 2013 World Uncommitted Showcase... he was one of the top prospects at the World Uncommitted Showcase.

Personal

Parents are Rafael and Ana... has four siblings, Alex, Zahira, Rafael Eduardo and Christopher... father, Rafael, played baseball in the Major Leagues for eight years (1977-84) with the Reds, Astros and Dodgers... brother, Rafael Eduardo, played baseball at Duke... majoring in business.



WALKER PENNINGTON
44 OUTFIELD
 6-1 • 195 • R/R • FR

 HOUSTON, TEXAS
 MEMORIAL HS

Memorial High School

Was a three-year letterwinner at Memorial High School... named a Collegiate Baseball High School All-American as a senior... named first-team all-district, second-team all-state and second-team all-Greater Houston as a senior... earned second-team all-district as a junior... selected as an honorable mention all-district honoree as a sophomore... also tabbed academic all-district... hit .385 with five home runs as a senior... played select baseball for the Houston Banditos.

Personal

Parents are Jeff and Georgia... has two sisters, Camryn and Alexis... father, Jeff, played soccer at Colorado... majoring in business.



TY SLANINA
3 OUTFIELD
6-0 • 193 • L/L • FR

EAST BERNARD, TEXAS
EAST BERNARD HS

At TCU (Football - Fall 2013)

Earned playing time as a true freshman on the football team... played in all 12 games and made two starts... recorded 26 catches for 204 yards... averaged 15.3 receiving yards per game.

East Bernard High School

Earned four varsity letters at East Bernard High School... named first-team all-state as a senior... earned Perfect Game Texas Region Honorable Mention honors... also a standout football player and track athlete at East Bernard.

Personal

Parents are John and Keri... also a member of the TCU football team... played as a true freshman at the wide receiver position... majoring in business.



PRESTON TEMPLER
39 PITCHER
6-1 • 190 • R/R • FR

FORT WORTH, TEXAS
ALL SAINTS EPISCOPAL HS

All Saints Episcopal High School

Was a four-year letterwinner at All Saints Episcopal School... earned team MVP honors as a junior and senior... garnered Perfect Game Texas Region honorable mention honors... was a 2013 All-Southwest Preparatory Conference selection... went 10-0 with a 0.19 ERA in 55 innings pitched... tallied 109 strikeouts as a senior.

Personal

Parents are John and Karrie... has two sisters, Erin and Emily... majoring in business.

TCU

BASEBALL

**COACHING
&
SUPPORT
STAFF**



HEAD COACH JIM SCHLOSSNAGLE

Career: 494-250 (.664); 12 Seasons

#22 @ TCU: 417-203 (.672); 10 Seasons

On July 9, 2003, a new era in TCU baseball began as Jim Schlossnagle became just the program's ninth coach since 1940.

The outstanding work Schlossnagle has done since his arrival was rewarded in September 2012 as the head coach inked a contract extension through 2018.

"Jim Schlossnagle defines what TCU is about," TCU director of intercollegiate athletics Chris Del Conte said. "He has done a phenomenal job in representing our institution and making our baseball program an important part of the Fort Worth community. While his success on the diamond speaks for itself, Jim has been the ultimate team player. He has the big picture in mind for TCU and Fort Worth. His recent honor of being selected as Team USA's coach for next summer shows the

respect level he has nationally. We are very excited to know we have Coach Schlossnagle guiding our baseball program into a new era this spring and for many more years to come.

"Everything about Jim is first class. He simply does things the right way."

Schlossnagle has won more games (417) in 10 years than any coach in TCU history after posting the top nine win totals in school history. He is 417-203 (.673) as the head coach at TCU and 494-250 (.664) in 12 years as a head coach.

"I am continually thankful to Mr. Del Conte and Chancellor (Victor) Boschini for not only giving me the opportunity to be at TCU, but for their continued commitment to our baseball program and its student-athletes," Schlossnagle said. "It is very rare in my profession to find the perfect combination of a university that is committed to excellence across the board, a city that, for me, is the best place to live in our country and a fan base and support group that has allowed our program to become extremely relevant in the community.

"My family and I love TCU and Fort Worth and look forward to continuing to grow this program."

During his tenure at TCU, Schlossnagle has raised the program to new heights. His efforts have not gone unnoticed at the national level and in the fall of 2012 USA Baseball tabbed him the 2013 Collegiate National Team head coach. It marks his second stint with the national team as he served as an assistant coach in 2006.

The 2012-2013 season marked a new era in TCU Athletics with the move to the Big 12. Additionally, the Horned Frogs non-conference schedule was one of the most difficult in the country as the Horned Frogs played 19 contests against teams that went on to participate in the NCAA tournament. Schlossnagle's squad met the challenges head on and posted their 10th winning season under his tutelage.

Jantzen Witte was named the Big 12 Co-Scholar Athlete of the Year, headlining a group of seven Horned Frogs that were honored by the league coaches. Preston Morrison's dominance on the mound earned him first-team recognition, while Witte and Alex Young were named to the second-team. Boomer White, Paul Hendrix and Brandon Finnegan were named honorable mention all-conference. Additionally, Young, White and Riley Ferrell were tabbed Freshmen All-Americans.

In continuing with a trend of producing elite players, six Frogs were selected in the 2013 MLB Draft. Finnegan was named to the 24-man USA Baseball Collegiate National Team roster, while Morrison and Ferrell were each selected as alternates to the squad.

A host of challenges met the 2012 squad as an influx of youth took over the diamond and key injuries forced many lineup shuffles. At any given point, the Horned Frogs had at least three freshmen on the field and at times there were five. The youth movement didn't slow down the Frogs as they captured their seventh straight Mountain West regular season title, sharing the top spot with New Mexico after compiling an 18-6 conference record.

The regular season growth translated to postseason success as the Frogs rallied from a game one loss to Ole Miss in the NCAA College Station Regional to claim the program's first-ever road Regional championship. TCU advanced to its third NCAA Super Regional in the last four, putting them in elite company as one of only eight schools to hold that distinction.

In all, the 2012 squad put together a 40-22 record. Preston Morrison was tabbed the MW Pitcher and Freshman of the Year, while five others earned all-conference accolades. Additionally, Morrison was tabbed a third-team All-American as well as a Freshman All-American. At the end of the season, the Frogs saw six players drafted.

2011 saw the Horned Frogs continue a trend that started with the 2009 campaign when they were selected to host a regional for the third straight season. That distinction left them in select company as only five other teams had hosted each of the last three seasons.

The honor of hosting came on the heels of a 42-17 regular season that saw the Horned Frogs win their sixth straight regular season crown. TCU dominated the league field, posting a 20-3 record in Mountain West play. 10 Frogs were honored as all-conference performers, while Schlossnagle was tabbed MW Coach of the Year for the sixth straight season. TCU finished ranked as high as 17th in the national polls.

Schlossnagle and staff set a new standard in the baseball program when a school-record eight athletes were drafted in the 2011 MLB draft. Additionally, two more signed free-agent contracts to join the professional ranks.

When Schlossnagle was hired in the summer of 2003, he made no secret his goal was to take the TCU baseball program to the top. His vision included conference championships, hosting NCAA Regionals, NCAA Super Regionals and taking the Horned Frogs, TCU and the Fort Worth community to the College World Series. That dream was finally realized in 2010.

Schlossnagle delivered on that promise made in July of 2003 when he guided the 2010 team to their first-ever College World Series appearance. Getting there was not easy, but the Frogs did so in record-breaking fashion. Under his direction, the Frogs finished the season ranked No. 3 by all the major polls after compiling a school-record 54-14 record and coming within one game of playing for the National Championship. In total, the Frogs broke 16 team and six individual records.

The success of the 2009 campaign brought the fans out in droves in 2010 as they averaged over 3,000 fans per game and the Frogs rode that support to a regular season record of 43-11. Along the way, TCU climbed to the top of the Mountain West Conference, marking their fifth straight league title with a 19-5 record. Prior to the start of the 2010 conference tournament, 10 Frogs were tabbed all-conference performers, while Schlossnagle took home his fifth straight conference Coach of the Year honor.

The Schlossnagle File

Hometown.....Hagerstown, Md.
Alma Mater.....Elon (1992)
Physical Education
Master's Degree.....New Orleans (1995)
Human Performance & Health Promotion
Married.....Kami
Children.....Jackson and Katie

Coaching Career

Assistant Coach
Elon College (1990-92).....99-41 (.707)
Clemson (1993).....45-20 (.692)
Tulane (1994-01).....346-158 (.686)
Totals.....490-219 (.691)

Head Coach

UNLV (2002-03).....77-47 (.575)
TCU (2004-present).....417-203 (.672)
Totals.....494-250 (.664)

Coaching Honors

2003 MWC Coach of the Year
2006-11 MWC Coach of the Year
2010 NCBWA National Coach of the Year
2010 FieldTurf National Coach of the Year

Career Milestone Wins

#1	Cal (@ UNLV)	2/2/02	4-2
#50	UC Irvine (@ UNLV)	3/25/03	3-2
#100	@ Oklahoma	4/20/04	5-4
#150	@ Cincinnati	5/8/05	15-13
#200	Oral Roberts	2/16/07	2-1
#250	Ole Miss	3/8/08	5-4
#300	@ Utah	3/20/09	8-7
#350	@ Houston	4/9/10	15-1
#400	Air Force	4/3/11	10-5
#450	Manhattan	4/28/12	12-4

Year By Year

Year	Overall	Conf.	Postseason
2002	30-30	13-17	—
2003	47-17	24-6	NCAA Regional
2004	39-26	19-11	NCAA Regional
2005	41-20	20-10	NCAA Regional
2006	39-23	17-5	NCAA Regional
2007	48-14	20-3	NCAA Regional
2008	44-19	19-5	NCAA Regional
2009	40-18	15-5	NCAA Super Regional
2010	54-14	19-5	College World Series
2011	43-19	20-3	NCAA Regional
2012	40-22	18-6	NCAA Super Regional
2013	29-28	12-12	—

TCU reclaimed its hold on the conference tournament title with a 3-0 sweep through the Conoco MWC Baseball Tournament in San Diego. Following the championship, the Frogs officially set off on the "Road to Omaha" when they were selected as a host site and a No. 1 seed for the second straight season. TCU made quick and easy work of the regional field, defeating Lamar and Arizona before handing Baylor a 9-0 loss to earn a second shot at Texas in the Super Regionals. In what was billed as the best pitching match-up in the nation, the Frogs came out on top, reversing their fortunes from 2009. The Frogs won the opener and rode a dominating pitching performance to a 4-1 victory in the decisive game three all the way to Omaha, Neb.

Instantly a fan favorite, the Frogs didn't disappoint. Schlossnagle guided the Frogs to a 3-2 record in the series, falling a game short of reaching the championship series.

The postseason accolades were many, headlined by the NCBWA selecting Schlossnagle as its National Coach of the Year. Bryan Holaday was tabbed as the 2010 Johnny Bench Award winner and Matt Purke was named the National Freshman of the Year by all major publications. Purke, Holaday and Steven Maxwell were all tabbed as All-Americans.

The program reached new heights in 2009 under Schlossnagle's leadership. One of the nation's most difficult schedules paid dividends as the Frogs earned their first-ever No. 1 seed and hosted a regional. Hosting proved to be just the right combination to propel the Frogs into their first Super Regional after sweeping through the Regional with a win over Wright State and two victories over Oregon State.

TCU finished the campaign with a 40-18 record, its fourth overall and third-straight 40-win season, and came one win away from reaching the College World Series, pushing the national runner-up, Texas, to a decisive third game.

Along the way, the Frogs claimed their fourth straight regular season crown and saw seven members earn all-conference recognition. Schlossnagle took home Coach of the Year honors for the fourth straight season. He has claimed the honor each of his last five seasons in the Mountain West, taking home the honor in 2003 while the head coach at UNLV.

After a successful 2007 campaign, the Horned Frogs raised the bar yet again in 2008. Playing one of the most difficult schedules in the nation, the Frogs finished the season with a 44-19 record. The Frogs' schedule featured the likes of Cal State Fullerton, Ole Miss, Wichita State, Tulane, Pepperdine as well as Big XII power houses, Texas A&M, Baylor and Oklahoma.

TCU's marquee series victory of 2008 was a 2-1 win over the Rebels, who were ranked No. 2 at the time. The 2008 campaign also saw the MWC tournament played at Lupton Stadium for the first time in school history. The home field advantage propelled the Frogs to their fifth-straight tournament crown, enabling them to sweep the conference titles for the third straight season.

Eight Frogs were named to the all-conference team, while Schlossnagle claimed his third consecutive Coach of the Year award.

At the culmination of the season, Schlossnagle saw the second player in school history taken in the first round of the MLB draft as Andrew Cashner

was selected by the Chicago Cubs with the 19th overall pick. All told, three Frogs were drafted in the first 27 rounds of the 2008 draft.

Each season under Schlossnagle has seen a new milestone achieved and 2007 was no different. For the first time in school history, the Horned Frogs reached the 40-win plateau in the regular season, en route to an amazing 48-14 record. The team tallied two wins in the NCAA tournament for the first time, reaching the regional finals and short against the tournament's No. 2 national seed, Rice. He also saw an unprecedented 11 athletes earn all-conference recognition as well as earning his second straight conference Coach of the Year crown. This came on the heels of another successful run in the MWC as the Frogs set a new mark for win percentage with a 20-3 (.870) record in league play. The Frogs claimed their second straight regular season crown and fourth consecutive tournament title.

Following the conclusion of the 2007 season, the Frogs had a record number of seven players taken in the MLB Draft.

In 2006, just his third season at TCU, Schlossnagle produced the school's first regular season conference title since 1994 as the team topped the Mountain West Conference standings with a 17-5 league mark. TCU earned its third straight berth in the NCAA Regionals, becoming one of just 26 schools to appear in the playoffs each of the last three seasons, when it claimed its third consecutive conference tournament crown. It was the second time in his career that he has led a team to both the regular season and tournament titles, having done so in 2003 at UNLV. That team tied for the second-most wins in school history with 39.

His efforts on the bench in 2006 earned him his second career Mountain West Conference Coach of the Year Award. He mentored his second consecutive conference Pitcher of the Year and saw five Frogs earn first-team all-Mountain West accolades and two more garner second-team honors.

On April 19, 2006 Coach Schlossnagle earned his 100th victory as head coach at TCU with a 7-3 win over his former club, UNLV.

2006 also brought another honor as Schlossnagle was selected as an assistant coach for Team USA. Alongside former Horned Frog Jake Arrieta, the duo helped Team USA defend its gold medal as they swept through the FISU World Championships in Cuba. The National team completed its most successful summer in history as they posted a 28-2-1 (.919) record and won the gold medal on Cuban soil for the first time in the history of USA Baseball. This honor was a result of a successful five seasons as a head coach.

In his first season, Schlossnagle led the Frogs to a then-school-record 39 wins and to their first appearance in the NCAA Regionals since 1994 and



falling just short against the tournament's No. 2 national seed, Rice.

their third appearance in school history. He led the squad to the NCAA automatic berth when he coached them to the Conference USA Tournament championship. The tournament championship was the first-ever by a TCU squad.

Schlossnagle also reached a milestone victory in 2004, picking up his 100th career win. He accomplished the feat with a 5-4 win over No. 13 Oklahoma in Norman, Okla.

In 2005, the Frogs posted their second straight successful season under Schlossnagle's tutelage. He led them to a second-consecutive berth in the NCAA Regionals and another conference title. His 2005 team won a then-school-record 41 games, the first-ever 40-win season in school history.

Schlossnagle's presence at TCU was felt immediately with his recruiting prowess and his staff has shown no signs of a letdown. He has set the stage for many successful seasons to come through his recruiting talent. His first recruiting class at TCU saw four players drafted. All but one of the draftees made it on campus for the Frogs. Baseball America ranked the 2005 recruiting class as the third best in the nation. The 2006 recruiting class also brought national recognition, this time in the form of a No. 21 ranking by Collegiate Baseball.

Continuing a trend, the Horned Frogs again loaded up in the fall of 2007 with an impressive signing class that was tabbed by Baseball America as the ninth-best class in the country. The group of 12 signees saw three players drafted (Matt Curry, Walker Kelly and Kyle Winkler), while five of them (Taylor Featherston, Kelly, Kaleb Merck, Winkler, Davey Wright) were ranked in the top 25 Texas High School recruits by Inside Prep Baseball. The most recent recruiting class was ranked fourth by Baseball America in the fall of 2009. The class featured three players that had been drafted in the summer of 2009, including Purke who was the 14th overall pick in the draft.

Prior to his time at TCU, Schlossnagle spent two years as head coach of the UNLV baseball program. In just two seasons, the Rebels owned a 77-47 record under Schlossnagle, good for a .621 winning percentage.

Prior to UNLV, Schlossnagle served an eight-year stint at Tulane as associate head coach and recruiting coordinator for the Green Wave. Schlossnagle joined the Tulane program in August of 1993 and was an integral part of the Green Wave's success, helping Tulane to six NCAA Regional appearances during his tenure. Schlossnagle served as the Green Wave recruiting coordinator for the last five years and garnered three nationally ranked recruiting classes which helped produce two 48-win seasons and a number one NCAA Regional seed.

Prior to arriving in New Orleans, Schlossnagle served as the pitching coach at Clemson in 1993. The Tigers finished that campaign with a 45-20 record, an Atlantic Coast Conference championship and a third place finish in the NCAA Midwest Regional. Seven members of the '93 Clemson pitching staff were drafted into professional baseball.

Schlossnagle spent three seasons as an assistant at Elon (N.C.) College where he helped lead his alma mater to a 99-41 record, two South Atlantic Conference Championships, a District 26 title and an Area 7 Regional appearance.

A native of Hagerstown, Md., Schlossnagle was a pitcher on the 1989 Elon squad that finished 39-7 and appeared in the NAIA World Series. He graduated magna cum laude with a bachelor's degree in physical education in 1992 and earned a master's of education in human performance and health promotion from the University of New Orleans in 1995.

Schlossnagle and his wife, Kami, have a son, Jackson Lambert, and a daughter, Kathleen Grace.



appearance in the NCAA Regionals since 1994 and

NCAA POSTSEASON UNDER SCHLOSSNAGLE: Regional 17-13; Super Regional 3-5; CWS 3-2

2004 AUSTIN REGIONAL (1-2)				
Date	Result	Opponent	WP	LP
June 4	L, 5-6	Oral Roberts	Dennis Bigley	Eugene Espineli
June 5	W, 12-8	Youngstown State	Robbie Findlay	Eric Shaffer
June 6	L, 1-10	Oral Roberts	Taylor McIntyre	Clayton Jerome

All-Regional Team: SS Shelby Ford

2005 WACO REGIONAL (1-2)				
Date	Result	Opponent	WP	LP
June 4	W, 5-1	Stanford	Lance Broadway	Jeff Gilmore
June 5	L, 3-8	Baylor	Abe Woody	Sam Demel
June 5	L, 4-12	Stanford	Nolan Gallagher	Brad Furnish

All-Regional Team: IF Bo Cogbill; P Lance Broadway

2006 NORMAN REGIONAL (1-2)				
Date	Result	Opponent	WP	LP
June 2	W, 6-5	Oklahoma	Jake Arrieta	Daniel McCutchen
June 3	L, 8-18	Wichita State	Travis Banwart	Brad Furnish
June 4	L, 6-15	Oklahoma	Ryan Mottern	Sam Demel

2007 HOUSTON REGIONAL (2-2)				
Date	Result	Opponent	WP	LP
June 1	W, 3-2	Baylor	Sam Demel	Jeff Mandel
June 2	L, 3-6	Rice	Ryan Berry	Chris Johnson
June 3	W, 10-5	Baylor	Ryan Cragin	Nick Cassavechia
June 3	L, 1-3	Rice	Joe Savery	Chase Perry

All-Regional Team: 3B Steven Trout; OF Austin Adams

2008 STILLWATER REGIONAL (1-2)				
Date	Result	Opponent	WP	LP
May 30	L, 5-8	Wichita State	Rob Musgrave	Tyler Lockwood
May 31	W, 10-5	Western Kentucky	Andrew Cashner	Colby Beach
June 1	L, 8-9	Oklahoma State	Robbie Weinhardt	Andrew Cashner

All-Regional Team: 1B Matt Vern

2009 FORT WORTH REGIONAL (3-0)				
Date	Result	Opponent	WP	LP
May 29	W, 6-3	Wright State	Paul Gerrish	Tyler Newhart
May 30	W, 13-1	Oregon State	Kyle Winkler	Tyler Waldron
May 31	W, 5-4	Oregon State	Eric Marshall	Kevin Rhoderick

All-Regional Team: 1B Matt Vern, SS Taylor Featherston, OF Chris Ellington, P Kyle Winkler, MOP: Jason Coats

2009 AUSTIN SUPER REGIONAL (1-2)				
Date	Result	Opponent	WP	LP
June 6	L, 4-10	Texas	Chance Ruffin	Kyle Winkler
June 7	W, 3-2	Texas	Paul Gerrish	Cole Green
June 8	L, 2-5	Texas	Taylor Jungmann	Tyler Lockwood

2010 FORT WORTH REGIONAL (3-0)				
Date	Result	Opponent	WP	LP
June 5	W, 16-3	Lamar	Kyle Winkler	Matison Smith
June 6	W, 11-5	Arizona	Matt Purke	Kyle Simon
June 7	W, 9-0	Baylor	Steven Maxwell	Craig Fritsch

All-Regional Team: 2B Jerome Pena, 3B Jantzen Witte, OF Jason Coats, OF Aaron Schultz, P Steven Maxwell, MOP: Taylor Featherston

2010 AUSTIN SUPER REGIONAL (2-1)				
Date	Result	Opponent	WP	LP
June 11	W, 3-1	Texas	Matt Purke	Cole Green
June 12	L, 1-14	Texas	Taylor Jungmann	Steven Maxwell
June 13	W, 4-1	Texas	Kyle Winkler	Brandon Workman

2010 COLLEGE WORLD SERIES (3-2)				
Date	Result	Opponent	WP	LP
June 19	W, 8-1	Florida State	Matt Purke	Sean Gilmartin
June 21	L, 3-6	UCLA	Gerritt Cole	Kyle Winkler
June 23	W, 11-7	Florida State	Erik Miller	Mike McGee

June 25	W, 6-2	UCLA	Matt Purke	Rob Rasmussen
June 26	L, 3-10	UCLA	Trevor Bauer	Kyle Winkler

All-College World Series Team: SS Taylor Featherston, C Bryan Holaday; P Matt Purke

2011 NCAA FORT WORTH REGIONAL (1-2)				
Date	Result	Opponent	WP	LP
June 3	W, 10-2	Oral Roberts	Andrew Mitchell	Alex Gonzalez
June 4	L, 2-3	Dallas Baptist	Jared Stafford	Trent Appleby
June 5	L, 4-8	Oral Roberts	Joe Spring	Erik Miller

All-Regional Team: 2B Jerome Pena, 3B Jantzen Witte

2012 NCAA COLLEGE STATION REGIONAL (4-1)				
Date	Result	Opponent	WP	LP
June 1	L, 2-6	Ole Miss	Bobby Wahl	Brandon Finnegan
June 2	W, 28-12	Dayton	Justin Scharf	Burny Mitchem
June 3	W, 10-2	Texas A&M	Stefan Crichton	Daniel Mengden
June 3	W, 5-2	Ole Miss	Brandon Finnegan	R.J. Hively
June 4	W, 7-4	Ole Miss	Justin Scharf	Bobby Wahl

All-Regional Team: C Josh Elander, 1B Kevin Cron, 2B Derek Odell, OF Kyle Von Tungeln, OF Jerrick Suiter, P Stefan Crichton, MOP Justin Scharf

2012 NCAA UCLA SUPER REGIONAL (0-2)				
Date	Result	Opponent	WP	LP
June 8	L, 2-6	UCLA	Adam Plutko	Brandon Finnegan
June 9	L, 1-4	UCLA	Nick Vander Tuig	Preston Morrison

FROG TRENDS UNDER SCHLOSSNAGLE

The Opposition

Overall	417-203 (.672)
Non-conference	238-138 (.644)
Conference	179-65 (.734)
Conference USA	39-21 (.650)
Mountain West Conference	138-32 (.800)
Big 12 Conference	12-12 (.500)
Home	229-83 (.734)
Away	145-93 (.609)
Neutral	53-27 (.663)
NCAA Postseason	23-20 (.535)
vs. Ranked Teams	55-76 (.420)

Day of the Week

Monday	8-4 (.667)
Tuesday	54-41 (.568)
Wednesday	21-7 (.750)
Thursday	33-5 (.868)
Friday	111-42 (.725)
Saturday	104-56 (.650)
Sunday	86-48 (.642)

Month

February	46-36 (.561)
March	109-66 (.623)
April	132-45 (.746)
May	111-37 (.750)
June	19-19 (.500)

Statistical Breakdown

Leading after six	337-32 (.913)
Trailing after six	45-152 (.228)
Tied after six	35-19 (.648)
Leading after seven	349-25 (.933)
Trailing after seven	35-160 (.179)
Tied after seven	28-16 (.636)
Leading after eight	368-6 (.984)
Trailing after eight	18-166 (.097)
Tied after eight	25-27 (.481)
Scored first	284-71 (.800)
Opponent scored first	133-132 (.502)
One-run games	80-62 (.563)
Two-run games	43-32 (.573)
Five+ run games	194-55 (.779)
Extra Innings	24-13 (.649)

INDIVIDUAL HONORS UNDER SCHLOSSNAGLE

JOHNNY BENCH AWARD

Bryan Holaday (2010)

NATIONAL FRESHMAN OF THE YEAR

Matt Purke (2010)

ALL-AMERICAN

Robbie Findlay (2004) - Honorable Mention
Lance Broadway (2005) - 1st Team
Jake Arrieta (2006) - 2nd Team
Chad Huffman (2006) - 3rd Team
Andrew Cashner (2008) - 2nd Team
Bryan Holaday (2010) - 2nd Team
Steven Maxwell (2010) - 2nd Team
Matt Purke (2010) - 2nd Team
Kyle Winkler (2011) - 3rd Team
Preston Morrison (2012) - 3rd Team

FRESHMAN ALL-AMERICAN

Chad Huffman (2004)
Shelby Ford (2004)
German Duran (2004)
Matt McGuirk (2005)
Andrew Walker (2005)
Sean Hoelscher (2008)
Trent Appleby (2008)
Matt Purke (2010)
Josh Elander (2010)
Andrew Mitchell (2011)
Stefan Crichton (2011)
Preston Morrison (2012)
Kevin Cron (2012)
Riley Ferrel (2013)
Boomer White (2013)
Alex Young (2013)

ACADEMIC ALL-AMERICAN

Josh Elander (2012) - 3rd Team

CONFERENCE PITCHER OF THE YEAR

Lance Broadway (2005) - Conference USA
Jake Arrieta (2006) - Mountain West
Steven Maxwell (2010) - Mountain West
Preston Morrison (2012) - Mountain West

FRESHMAN OF THE YEAR

Chad Huffman (2004) - Conference USA
Matt Purke (2010) - Mountain West
Preston Morrison (2012) - Mountain West

SCHOLAR-ATHLETE OF THE YEAR

Jantzen Witte (2013) - Big 12

FIRST TEAM ALL-CONFERENCE

CONFERENCE USA

Shelby Ford (2005)
Lance Broadway (2005)

MOUNTAIN WEST

Andrew Walker (2006)
Chad Huffman (2006)
Austin Adams (2006)
Jake Arrieta (2006)
Sam Demel (2006)
Andrew Walker (2007)
Bryan Kervin (2007)
Clint Arnold (2007)
Austin Adams (2007)
Jake Arrieta (2007)
Sam Demel (2007)
Bryan Holaday (2008)
Ben Carruthers (2008)
Clint Arnold (2008)

Tyler Lockwood (2008)
Andrew Cashner (2008)

Matt Vern (2009)

Trent Appleby (2009)

Bryan Holaday (2010)

Matt Curry (2010)

Jerome Pena (2010)

Taylor Featherston (2010)

Jason Coats (2010)

Branca Rivera (2010)

Matt Purke (2010)

Steven Maxwell (2010)

Tyler Lockwood (2010)

Taylor Featherston (2011)

Jantzen Witte (2011)

Kyle Winkler (2011)

Jerome Pena (2011)

Jason Coats (2011)

Jason Coats (2012)

Preston Morrison (2012)

Andrew Mitchell (2012)

BIG 12

Preston Morrison (2013)

SECOND TEAM ALL-CONFERENCE

CONFERENCE USA

Shelby Ford (2004)

Clayton Jerome (2004)

Chad Huffman (2004)

Robbie Findlay (2004)

Chad Huffman (2005)

MOUNTAIN WEST

Matt Carpenter (2006)

Bryan Kervin (2006)

Matt Vern (2007)

Keith Conlon (2007)

Steven Trout (2007)

Chance Corgan (2007)

Chris Johnson (2007)

Matt Carpenter (2008)

Chris Ellington (2008)

Sean Hoelscher (2008)

Bryan Holaday (2009)

Taylor Featherston (2009)

Matt Carpenter (2009)

Chris Ellington (2009)

Taylor Cragin (2009)

Kyle Winkler (2010)

Josh Elander (2011)

Branca Rivera (2011)

Steven Maxwell (2011)

Stefan Crichton (2011)

Trent Appleby (2011)

Jantzen Witte (2012)

Kevin Allen (2012)

Kyle Von Tungen (2012)

BIG 12

Jantzen Witte (2013)

Alex Young (2013)

HONORABLE MENTION

BIG 12

Brandon Finnegan (2013)

Paul Hendrix (2013)

Boomer White (2013)

CONFERENCE ALL-FRESHMAN TEAM

CONFERENCE USA

Chad Huffman (2004)

Shelby Ford (2004)

German Duran (2004)

Andrew Walker (2005)

Matt McGuirk (2005)

BIG 12

Riley Ferrell (2013)

Boomer White (2013)

Alex Young (2013)

DRAFTED PLAYERS

Eugene Espineli (2004)

Clayton Jerome (2004)

Lance Broadway (2005)

Kyle Dahlberg (2005)

Stuart Musslewhite (2005)

Shawn Ferguson (2005)

Chad Huffman (2006)

Brad Furnish (2006)

Shawn Ferguson (2006)

Brent Allar (2006)

Sam Demel (2007)

Andrew Walker (2007)

Jake Arrieta (2007)

Chance Corgan (2007)

Keith Conlon (2007)

Cody Dunbar (2007)

Seth Garrison (2007)

Andrew Cashner (2008)

Seth Garrison (2008)

Bryan Kervin (2008)

Matt Vern (2009)

Matt Carpenter (2009)

Chris Ellington (2009)

Bryan Holaday (2010)

Greg Holle (2010)

Steven Maxwell (2010)

Matt Curry (2010)

Tyler Lockwood (2010)

Paul Gerrish (2010)

Matt Purke (2011)

Taylor Featherston (2011)

Kyle Winkler (2011)

Jason Coats (2011)

Erik Miller (2011)

Steven Maxwell (2011)

Jerome Pena (2011)

Kaleb Merck (2011)

Josh Elander (2012)

Kyle Von Tungen (2012)

Jason Coats (2012)

Tyler Duffie (2012)

Kevin Allen (2012)

Kaleb Merck (2012)

Andrew Mitchell (2013)

Trevor Seidenberger (2013)

Paul Hendrix (2013)

Stefan Crichton (2013)

Jantzen Witte (2013)

Nick Frey (2013)

MAJOR LEAGUE PLAYERS

Eugene Espineli

Lance Broadway

Jake Arrieta

Andrew Cashner

Sam Demel

Chad Huffman

Matt Carpenter

Bryan Holaday

SCHLOSSNAGLE VS. ALL-TIME OPPONENTS

Opponent	UNLV	TCU	Overall	Opponent	UNLV	TCU	Overall	Opponent	UNLV	TCU	Overall	Opponent	UNLV	TCU	Overall
Air Force	10-3	25-2	35-5	Houston	0-0	12-4	12-4	Pacific	0-0	2-1	2-1	UC Irvine	1-2	0-0	1-2
Arizona	0-0	1-1	1-1	Houston Baptist	0-0	2-1	2-1	Pepperdine	1-0	0-1	1-1	UCLA	0-0	1-4	1-4
Arizona State	1-2	0-1	1-3	Jacksonville	0-0	2-1	2-1	Prairie View A&M	0-0	2-0	2-0	UC Riverside	0-2	0-0	0-2
Arkansas	0-0	0-1	0-1	Kansas	0-0	3-4	3-4	Purdue	1-0	0-0	1-0	UC Santa Barbara	0-1	4-2	4-3
Ark.-Pine Bluff	0-0	0-1	0-1	Kansas State	0-0	1-2	1-2	Rice	0-0	1-8	1-8	UNC Wilmington	0-0	2-2	2-2
Baylor	0-0	14-11	14-11	Lamar	0-0	1-0	1-0	Saint Louis	0-0	5-1	5-1	UNLV	0-0	30-4	30-4
BYU	6-8	25-4	31-12	Louisiana-Monroe	0-0	1-0	1-0	Sam Houston St.	0-0	3-2	3-2	USF	0-0	5-1	5-1
CS Bakersfield	0-0	3-0	3-0	Louisville	0-0	6-2	6-2	San Diego State	7-7	19-11	26-18	UT Arlington	0-0	19-4	19-4
CS Fullerton	1-5	7-11	8-16	Manhattan	0-0	6-0	6-0	San Francisco	0-0	1-2	1-2	UT Pan American	0-0	19-0	19-0
CS Northridge	1-1	0-0	1-1	Memphis	3-0	5-1	8-1	Southern Cal	0-1	2-1	2-2	UT San Antonio	0-0	2-0	2-0
California	4-2	0-0	4-2	Michigan State	0-1	0-0	0-1	Southern Miss	0-0	5-4	5-4	Utah	9-5	23-6	32-11
Central Conn. St.	1-0	0-0	1-0	Minnesota	0-0	2-2	2-2	Southern Utah	6-0	0-0	6-0	Vermont	0-0	3-0	3-0
Charlotte	0-0	5-1	5-1	Mississippi	0-0	6-6	6-6	St. John's	1-0	2-0	3-0	Villanova	3-0	0-0	3-0
Cincinnati	0-0	4-2	4-2	Missouri	0-0	1-0	1-0	Stanford	0-0	1-1	1-1	West Virginia	0-0	2-2	2-2
Coastal Carolina	0-0	0-1	0-1	Nevada	3-3	0-0	3-3	Stephen F. Austin	0-0	2-2	2-2	Western Kentucky	0-0	1-0	1-0
Col. of Charleston	3-0	0-0	3-0	New Mexico	11-2	29-12	40-14	Texas	0-0	5-5	5-5	Wichita State	0-0	3-5	3-5
Creighton	2-0	0-0	2-0	New Mexico State	1-1	0-0	1-1	Texas A&M	0-0	3-4	3-4	Wright State	0-0	3-1	3-1
Dallas Baptist	0-0	11-10	11-10	NC State	0-0	1-0	1-0	Texas A&M-CC	0-0	6-0	6-0	Youngstown State	0-0	1-0	1-0
Dayton	0-0	1-0	1-0	Northwestern St.	0-0	2-0	2-0	Texas State	0-0	8-5	8-5	Totals	77-47	417-203	494-250
East Carolina	0-0	4-3	4-3	Notre Dame	0-0	0-1	0-1	Texas Southern	0-0	1-0	1-0				
Florida Atlantic	0-0	4-2	4-2	Oklahoma	0-0	6-17	6-17	Texas Tech	0-0	16-4	16-4				
Florida State	0-0	2-0	2-0	Oklahoma State	0-1	8-5	8-6	Tulane	0-0	2-3	2-3				
Furman	0-0	1-0	1-0	Oral Roberts	0-0	6-3	6-3	UAB	0-0	1-2	1-2				
George Washington	1-0	0-0	1-0	Oregon State	0-0	2-0	2-0	UCF	0-0	3-3	3-3				

Bold indicates 2014 opponents.



ASSOCIATE HEAD COACH BILL MOSIELLO #14 FIRST SEASON

TCU Baseball head coach Jim Schlossnagle announced the addition of Bill Mosiello to his staff. Mosiello has been named associate head coach and will assume the role of hitting coach.

"Bill is considered one of the best teachers of the game of baseball at any level," said Schlossnagle. "His experience throughout not only college baseball but as a manager of successful minor league teams will truly help elevate the development of our players."

"He bring relentless energy every single day. I look forward to our offense developing that kind of identity."

Mosiello has spent the past two seasons at Tennessee serving as the recruiting coordinator and hitting instructor. He brings over 19 years of collegiate coaching experience and seven more years of experience as a minor league manager.

"I am both extremely honored and blessed to have the honor to be named associate head coach by Jim Schlossnagle," said Mosiello. "The last two days, my wife and I have had opportunity to travel to Fort Worth and to meet with Chris Del Conte. I am very impressed with the support staff and administration that is in place at TCU. I have no doubt in my mind that it will be a great fit for my family and I to move to Texas. It's with a heavy heart that I leave Tennessee and a staff full of life-long friends, but my new position will fully allow me to utilize my strengths as a coach."

"From afar I have witnessed Coach Schlossnagle's career at TCU," continued Mosiello. "I am very impressed with what he's accomplished. It's a great privilege to have the opportunity to work with who in my opinion is one of the top pitching coaches in the country in Kirk Saarloos. Hopefully along with myself, him and I can become one top assistant coaching duos in the country."

Prior to his stint at Tennessee, Mosiello served as the manager of the Los Angeles Angels of Anaheim's Double-A affiliate, the Arkansas Travelers where he tutored MLB phenom Mike Trout for nearly two full seasons.

"When you look at players like Mike Trout and Todd Helton, and see that a big part of their development and success as professional players can be attributed to their work under Coach Mosiello, you have to be excited for our players to get to work along side him," said Schlossnagle. "He fits our mold of selfless, energetic people that are committed to excellence."

Mosiello joined the Angels organization in 2009, spending his first two seasons as the manager of the single-A Cedar Rapids Kernels. He guided them to a 160-116 record (.580) during the 2009 and 2010 campaigns. Mosiello owns a career managerial record of 383-294 (.566) in the minor leagues, including his two years at Cedar Rapids and parts of three seasons in the New York Yankees organization from 2004-06.

Between his stints with the Yankees and Angels, Mosiello returned to the collegiate ranks as a hitting coach at Southern California in 2007 and at Auburn in 2008.

Prior to USC, Mosiello spent four years as a member of the New York Yankees organization, including two as the manager for the Charleston RiverDogs, the Yankees' single-A affiliate of the South Atlantic League, where he posted a two-year record of 129-98 (.568). He also managed the Battle Creek Yankees in 2004 and spent a season as the hitting instructor for the Trenton Thunder (AA) in the Yankees system.

Before beginning his minor league career, Mosiello spent 15 seasons in the collegiate coaching ranks. After the completion of his playing career at Fresno State in 1986, he began his coaching career at Cerritos College where he posted a 163-34 record in four seasons (1987-90), won four South Coast Conference titles and two California state junior college championships.

Mosiello made the move to the Division I level in 1991, joining Augie Garrido's staff at Cal State Fullerton where he spent two seasons (1991-92). In '92, the Titans advanced to the College World Series championship game, featuring Golden Spikes Award winner and No. 1 overall draft selection Phil Nevin.

After his two years at Tennessee (1993-94) and one season as the pitching coach at Ole Miss (1995), Mosiello spent five seasons (1996-2000) at Oklahoma with part of his tenure as associate head coach. He then spent the 2001 season at Arizona State before joining the Yankees.

Mosiello has earned Manager of the Year honors twice in the Alaska Summer League (1990, 1991) and once in the Cape Cod Baseball League (1998).

Mosiello and his wife, Janelle, have three sons; Shane, Gehrig and Helton.

The Mosiello File

Hometown..... Sacramento, Calif.
Alma Mater..... Fresno State (1986)
Married..... Janelle
Children..... Shane, Gehrig, Helton

Coaching Career

Head Coach

Cerritos College (1987-90) 163-34 (.827)
Totals **163-34 (.827)**

Assistant Coach

Cal State Fullerton (1991-92) 80-39 (.672)
 Tennessee (1993-94, 2012-13)..... 143-95 (.601)
 Mississippi (1995) 40-22 (.645)
 Oklahoma (1996-2000) 152-110 (.580)
 Arizona State (2001) 37-20-1 (.647)
 USC (2007) 27-29 (.482)
 Auburn (2008) 28-28 (.500)
Totals **507-343-1 (.596)**

Professional Baseball

GCL Yankees (2003)..... 26-31
 Battle Creek Yankees (2004)..... 58-50
 Charleston River Dogs (2005-06)..... 129-98
 Cedar Rapids Kernels (2009-10)..... 160-116
 Arkansas Travelers (2011) 36-30
Totals **409-325 (.557)**

NCAA Division I Year By Year

Year	Overall	Conf.	Postseason
1991	34-22	15-6	—
1992	46-17	17-7	College World Series
1993	45-20	20-10	NCAA Regionals
1994	52-14	24-5	NCAA Regionals
1995	40-22	14-12	NCAA Regionals
1996	32-25	15-14	—
1997	39-20	18-11	NCAA Regionals
1998	42-20	17-11	NCAA Regionals
1999	30-29	12-18	—
2000	9-16	5-4	—
2001	37-20-1	14-10	NCAA Regionals
2007	27-29	8-16	—
2008	28-28	11-19	—
2012	24-31	8-22	—
2013	22-30	8-20	—





ASSISTANT COACH KIRK SAARLOOS #2 SECOND SEASON

Kirk Saarloos joined the coaching staff in the summer of 2012 after two seasons as the pitching coach at Cal State Fullerton. He assumed the duties of pitching coach.

"We are so very excited to welcome Kirk, Kristen, Brady and Emery to the Horned Frog family," said Schlossnagle. "They are the total package, incredibly impressive and I have no doubt that they will make an immediate impact on our program and in the Fort Worth community. I have been observing Kirk from afar for the last two years. He did an

amazing job with a young pitching staff in 2012 at Cal State Fullerton. He fits our mold of an outstanding, energetic, experienced young coach who will be committed daily to the development of our players."

"My family and I are thankful for the faith that Chris Del Conte and Coach Schlossnagle have put in us," said Saarloos. "We are truly excited to become part of the Fort Worth community and TCU family. I am looking forward to developing student-athletes at a high level and continuing the great tradition of the TCU baseball program."

The impact of Saarloos' tutelage was immediate as the Horned Frogs boasted one of the top pitching staffs in the country. They were top 15 nationally in most pitching categories, including ERA (15th, 2.78), K:BB (11th, 2.82) and WHIP (11th, 1.15). The group produced the lowest team ERA in TCU history since 1968. TCU's season ERA ranked second in the Big 12, while its 2.47 ERA in league play was tops among conference opponents. Additionally, the Horned Frogs racked up 449 strikeouts and held opponents to a .230 batting average against. Both marks were second in the league.

Individually, the pitching staff saw numerous members receive multiple honors. Preston Morrison was honored as a first-team All-Big 12 performer, while Alex Young was named second-team all-conference. Riley Ferrell, along with Young, was named to the Big 12 All-Freshman team. Finnegan was named to the 24-man USA Baseball Collegiate National Team roster, while Morrison and Ferrell each earned a spot on the roster following the CNT Training Camp.

Saarloos joined the Titan coaching staff in 2011 after wrapping up a seven-year major league. He spent his first season on staff as an undergraduate assistant for Dave Serrano. Saarloos moved into the role of pitching coach when Rick Vanderhook took over the head coaching duties in the summer of 2011.

"Kirk was one of the greatest college pitchers of all-time and a successful major league pitcher as well," continued Schlossnagle. "Combine that with coming from such a great program like Fullerton, Kirk has both the experience and pedigree to help us continue our progress toward winning in Omaha. We couldn't be more excited to welcome Coach Saarloos to TCU."

In his two seasons at Fullerton, the Titans put together a 87-35 (.713) record and won two Big West titles.

After taking over the pitchers in the fall of 2011, Saarloos coached a predominantly freshman and sophomore pitching staff to a team ERA of 3.18. They fanned 336 batters and limited opponents to a .250 batting average against. The group led the country in fewest walks per nine innings, ranked third in K:BB ratio and fifth in WHIP. At the end of the season, four pitchers earned Freshman All-American accolades.

Under his guidance, Dylan Floro was named the 2012 Big West Pitcher of the Year. The junior compiled a 10-4 record in 17 appearances. In 15 starts, the right-hander tossed three complete games. He went on to be drafted in the 13th round of the 2012 MLB draft.

Saarloos spent seven years in the major leagues, playing for Houston (2002-03), Oakland (2004-06, 08) and Cincinnati (2007). In 2001, he was drafted 86th overall (3rd round) by Houston after a decorated collegiate career at Cal State Fullerton.

In seven seasons in the big leagues, Saarloos made 73 starts as part of 165 appearances on the mound. He posted a career record of 29-30 with two saves and a 5.02 ERA. In 509 innings pitched, he fanned 251 batters. He was called up to the majors on June 18, 2002. Saarloos made history on June 11, 2003 as he was one of a major league record six Astro pitchers to combine for a no-hitter against the New York Yankees at Yankee Stadium.

As a player at Cal State Fullerton, he racked up a school-record 127 appearances over his four seasons in a Titan uniform. His first three seasons were spent as a reliever before moving into a starting role as a senior. In 2001, he went on to earn first-team All-American honors and was named the Big West Conference Pitcher of the Year after putting together a 15-2 campaign. He owns one of the Titans three no-hitters as he blanked Pacific on April 8, 2001.

He was 33-12 with a 2.96 ERA in four collegiate seasons. He ranks sixth all-time in innings pitched, second in wins, third in strikeouts and fifth in saves. In two appearances at the College World Series (1999 and 2001), he recorded a save and allowed just two runs in 15 1/3 innings pitched.

Saarloos and his wife, Kristen, have a son, Brady, and two daughters, Emery and Lane.

The Saarloos File

Hometown..... Long Beach, Calif.
Alma Mater..... Cal State Fullerton (2001)
 Public Relations
Wife..... Kristen
Children..... Brady, Emery, Lane

Coaching Career

Assistant Coach

Cal State Fullerton (2011-12) 87-35 (.713)
TCU (2013-present) **29-28 (.509)**
Totals..... **116-63 (.648)**

Playing Career

Year	Team	Level
2001	Lexington	Houston Low A
2002	Round Rock	Houston AA
2002	New Orleans	Houston AAA
2002	Houston	MLB
2003	New Orleans	Houston AAA
2003	Houston	MLB
2004	New Orleans	Houston AAA
2004	Oakland	MLB
2004	Sacramento	Oakland AAA
2005	Oakland	MLB
2006	Oakland	MLB
2007	Louisville	Cincinnati AAA
2007	Cincinnati	MLB
2008	Sacramento	Oakland AAA
2008	Oakland	MLB
2009	Columbus	Cleveland AAA

Year By Year

Year	Overall	Conf.	Postseason
2011	46-18	21-3	NCAA Super Regional
2012	41-17	19-5	NCAA Regional
2013	29-28	12-12	—





VOLUNTEER ASST. ZACH ETHEREDGE #28 FIRST SEASON

TCU head coach Jim Schlossnagle has announced the addition of Zach Etheredge to the coaching staff. He will take over as the volunteer assistant.

"We are excited to add Zach to our coaching staff," said Schlossnagle. "He will bring a tremendous amount of energy to our program and is a proven developer of players, especially at the catching position."

Etheredge will assume the duties of coaching the catchers as well as assisting in various other aspects of the program.

"I am really excited for the opportunity to work with such an outstanding baseball program and such a great staff," said Etheredge. "I hope I can add something to the mix."

The former Chicago White Sox farmhand spent the past two seasons as the volunteer assistant at UC Santa Barbara. This past season, he helped coach the Gouchos to a berth in the NCAA Corvallis Regional. The Gouchos finished the season with a 35-25 record. Under his guidance, Jackson Morrow posted a 1.000 fielding percentage and threw out 56% of base stealers.

Prior to his time at UCSB, Etheredge served as an assistant for the Cotuit Kettlers in the Cape Cod League. He was also the head coach in the Texas Fury summer league organization.

In his collegiate playing days, Etheredge was a two-time All-Southland Conference catcher at UTSA. He ranks in the top 10 of most offensive categories, including at-bats, doubles, RBIs and home runs.

The Etheredge File

Hometown.....Boerne, Texas
College.....UTSA (2008)
Degree

Coaching Career

Volunteer Assistant Coach

UCSB (2012-2013).....63-53 (.543)
Totals..... 63-53 (.543)

Year By Year

Year	Overall	Conf.	Postseason
2012	28-28	10-14	—
2013	35-25	17-10	NCAA Regionals





MEREDITH MONTGOMERY DIRECTOR OF BASEBALL OPERATIONS

Montgomery enters her fifth season as the Director of Baseball Operations. She is responsible for all the administrative aspects of the program, including travel, meals and accommodations. She is also responsible for handling the Diamond Club and overseeing the First Pitch Banquet. Along with that, she serves as the Community Service director and the liaison between umpires and the visiting teams.

“Meredith has been a tremendous addition to our program,” said Schlossnagle. “She has a great love and passion for TCU and her organizational and interpersonal skills are off the chart. We are very fortunate to have her heading up all administrative aspects of our program.”

A native of Olney, Texas, Montgomery spent the past four years working in the media relations department. In her time with the department, Montgomery assisted at all home events, including football, basketball and baseball.

As a student at TCU, Montgomery was very involved in all aspects of campus life. She was a three-year member of the Diamond Darlings as well as being a member of Alpha Chi Omega. She served a year on the executive board before spending her senior year as president of the sorority.

A stand-out in the classroom, Montgomery is a member of the Order of Omega, the Greek Honors Society.

Montgomery has been involved in baseball in some capacity since high school. She kept stats for her high school team before joining the media relations department at TCU as a freshman where she assisted with game day operations for football, basketball and baseball.

In the summer of 2006, Montgomery interned with the Texas Collegiate League’s Graham Roughnecks. Her duties with Roughnecks included preparing the game script, on-field promotions and arranging community service appearances.

The following summer, Montgomery interned with the Texas Collegiate League. She was responsible for coordinating bus travel, scheduling promotions and helping with on-field promotions. She also represented the league through on-site visitations as well as running the All-Star Game promotions.

A 2009 graduate of TCU, Montgomery received her Bachelor of Science in Education with an emphasis in Middle School Math. She recently completed her master’s in middle school education. Her sister, Megan, is also a graduate of TCU.

The Montgomery File

Hometown..... Olney, Texas
 Alma Mater TCU (2009)
 Education - Middle School Math
 Master’s Degree Middle School Education

Career

Director of Baseball Operations
 TCU (2010-present)..... 166-83 (.667)
Totals..... 166-83 (.667)

Year By Year

Year	Overall	Conf.	Postseason
2010	54-14	19-5	College World Series
2011	43-19	20-3	NCAA Regional
2012	40-22	18-6	NCAA Super Regional
2013	29-28	12-12	—



Ross Bailey **Associate Athletics Director**

Longtime TCU athletic trainer Ross Bailey is in his 12th year as the University's Associate Athletics Director for Operations. In his role, Bailey supervises the sports medicine department, equipment room, video services, strength and development and baseball programs. He also directs and manages the game-

day operations for TCU football, basketball and baseball, while overseeing new facility development and construction and the maintenance of current facilities.

Prior to taking on his new responsibilities, Bailey spent the previous 22 years as head athletic trainer at TCU. A certified and licensed athletic trainer, he is a member of NATA and serves as a member on the Board of Athletic Training for the Texas Department of Health. He also works as an associate on the Justin Boots Sports Medicine Team.

Bailey was the 1985 recipient of the Eddie Wojewicki Athletic Trainer of the Year Award and earned the Frank Medina Award for service to athletic training and mankind in 1999. He was inducted into the SWATA Hall of Fame in 2000.

Bailey received his bachelor's degree from TCU in 1976 and his master's in education in 1978, also from TCU. Bailey and his wife, Mary, are the parents of two daughters: Lauren and Courtney.



Brandie Davidson **Assistant Media Relations Director**

Brandie Davidson joined the TCU athletics media relations staff in the summer of 2003. The Cedar Falls, Iowa, native serves as the media relations contact for Horned Frog baseball, soccer and women's rifle.

In the summer of 2012, she served as the press officer for USA Baseball's Women's National Team. Davidson was a part of the staff that coached the squad to a silver medal at the IBAF World Cup in Edmonton, Alberta. She returned to USA Baseball in the summer of 2013 as the press officer for the Collegiate National Team.

Before coming to TCU, Davidson was a member of the sports information office at Northwest Missouri State University in Maryville, Mo. While at Northwest, she served as the primary contact for the Bearcats women's soccer team and the 2003 NCAA Division II playoffs participant baseball squad.

In her five-year stint at Northwest, Davidson also worked with the two-time Division II National Championship football team, as well as the men's and women's basketball teams. For her efforts, she was one of two students to be awarded the 2002-03 CoSIDA undergraduate scholarship.

Davidson received her Bachelor of Science degree in Physical Education in May of 2003 from Northwest Missouri State and graduated with her Masters of Liberal Arts at TCU in May, 2005.



Rory Rutledge **Assistant Director of Marketing**

Rory Rutledge joined the TCU Athletics Marketing Department in the summer of 2013. Named an assistant director of marketing, Rutledge came to TCU after a successful two-year stint at the Air Force Academy. He assumes the responsibility for the marketing and promotion of the women's soccer team, swimming and diving as well as baseball.

While at Air Force, Rutledge was responsible for the marketing and promotion of women's basketball, men's hockey and football.

Prior to his time at Air Force, he spent two years as a graduate assistant in the the Central Michigan marketing department. He worked primarily with the women's soccer, women's gymnastics, wrestling, football and softball teams.

A 2009 graduate of Michigan State with a degree in marketing, Rutledge got his Master's of Science from Central Michigan in 2011.



Judy Golden **Academic Advisor**

Judy Golden, who has worked at TCU since May of 1997, is in her 11th year in the Horned Frog Athletics Department. She has served as the academic advisor for the men's basketball program for three years. She works with all members of the team to ensure that they are progressing toward graduation through academic plans, tutorial support and course scheduling.

Prior to working in athletics, Golden advised students in TCU's M.J. Neeley School of Business for six years. Golden received her undergraduate degree from Texas Tech in 1977 and her M.L.A. degree from TCU in 2001.

Golden and her husband, Mark, are the parents of two children, Ben and Rachel, also a TCU alum.



Zach Dechant **Strength Coach**

Zach Dechant oversees the development of baseball, and women's tennis, as well as assisting with football. His previous experience has includes stints at the University of Wyoming, Los Angeles Angels of Anaheim, Missouri State University and the University of Washington.

He earned a bachelor's degree in health and wellness from Missouri State in 2003, and is currently working towards his master's degree. He is certified through the NSCA, CSCCA, and the USAW.



VICTOR J. BOSCHINI Chancellor 11th Year

Texas Christian University is a student-focused school. The 10th chancellor, Dr. Victor J. Boschini, Jr., has been a student-focused leader since he came here in 2003.

Chancellor Boschini's notable familiarity with students is partnered with an extraordinary spirit of hospitality cultivated by Mrs. Boschini as they entertain students, faculty, staff, alumni, and supporters of the University in their home. Both of the Boschinis are also frequent participants in scores of campus events annually. That is if they are not

traveling across the state and country on behalf of the University, or attending a summer Frog Camp for incoming students in London or Seville.

Mrs. Boschini is committed to enhancing what is known as The TCU Experience for each student. Her visibility on campus and in the community at large serves as a vivid reminder that she is dedicated to the forward momentum of the University. Regarded by the University's alumni and supporters as the consummate first lady, Megan represents TCU in a unique fashion and in a variety of settings.

Dr. Boschini can also be found in the classroom teaching a freshman course each year in the College of Education, where he holds the rank of professor.

For the Boschinis, TCU is a family affair. In fall 2012, Dr. and Mrs. Boschini became Horned Frog parents the third time over, when their son, Edward, joined the Class of 2016. Two daughters are graduates, Elizabeth (Class of 2009) and Mary Catherine (Class of 2012). Their youngest daughter, Margaret, attends All Saints Episcopal School in Fort Worth, where Mrs. Boschini has been actively involved in their children's activities.

Dr. Boschini has the privilege of working for TCU during a period of unprecedented support from alumni, parents and friends that has enabled the University to create a world-class, values-centered university experience for its 9,500 students.

Following the Vision in Action strategic process, the \$434 million Campaign for TCU has underwritten an impressive agenda: doubling of scholarship support for talented and deserving undergraduates, construction of more than a dozen facilities, establishment of the John V. Roach Honors College, creation of 11 new endowed faculty positions and a total, donor-funded renovation of the Amon G. Carter Stadium. Never content to rest on its laurels, the University is now entering the next phase of its long term plans -- Vision In Action: The Academy of Tomorrow. As part of this phase, TCU is building an Intellectual Commons on the east side of campus, adding residence halls to meet student demand, enhancing the academic profile of the student body and continuing to increase the curricular and co-curricular opportunities available both on and off campus for our students.

Dr. Boschini came to TCU from Illinois State University, where he served as president for four years, and vice president for student affairs and associate professor for two years in the Department of Educational Administration and Foundations. Prior to that, he held administrative and teaching positions at Butler and Indiana universities.

As a leader in higher education, Dr. Boschini wants to ensure that students in this state and across the nation can benefit from a university education. He is currently serving as president of the Board of Directors of the Independent Colleges & Universities of Texas (ICUT). He also serves on the board of the Council for International Exchange of Scholars, the organization that works with the Fulbright Scholars program, and the President's Council of The Washington Center, the largest independent, nonprofit academic internship program in the United States. Previously, he chaired the National Association of Independent Colleges & Universities (NAICU), headquartered in Washington, D.C. This organization represents the interests of private colleges and universities across the country.

In addition, Dr. Boschini sits on the board of the State Farm Company Mutual Funds, as well as the boards of the Fort Worth Symphony Orchestra, the Van Cliburn Foundation and the Moncrief Cancer Institute. Megan Boschini is also involved in a variety of activities in Fort Worth and is a frequent guest at events intended to improve the welfare of the community. She serves on the board of directors for the Museum of Science and History and Gill Charity, Inc. They are both committed to ensuring that they, and Texas Christian University, are active citizens of the Fort Worth community.

TCU BOARD OF TRUSTEES

OFFICERS OF THE BOARD

Chairman..... Clarence C. Scharbauer III
Vice Chairman..... Mark L. Johnson
Secretary..... Karen M. Baker
Treasurer..... Brian G. Gutierrez

TERM EXPIRES SPRING 2014

Leanne Acuff (Colorado Springs, CO)
Allie Beth Allman (Dallas)
Brenda A. Cline (Fort Worth)
Ronald W. Clinkscale (Fort Worth)
Lou Hill Davidson (Washington, DC)
G. Hunter Enis (Fort Worth)
J. Roger King (Fort Worth)
John H. Pinkerton (Fort Worth)
Roy C. Snodgrass III (Austin)
William E. Steele III (Fort Worth)
J. Roger Williams (Washington, DC/Fort Worth)

TERM EXPIRES SPRING 2015

J. Kelly Cox (Midland)
Alan D. Friedman (Dallas)
Mark L. Johnson (Fort Worth)
J. Bryan King (Fort Worth)
Mary Ralph Lowe (Fort Worth)
Nancy Tartaglino Richards (Dallas)
Matthew K. Rose (Fort Worth)
Patricia Penrose Schieffer (Washington, DC)
F. Howard Walsh, Jr. (Fort Worth)

TERM EXPIRES SPRING 2016

Amy R. Bailey (Fort Worth)
Marcia Fuller French (Fort Worth)
Rafael G. Garza (Fort Worth)
Charlie L. Geren (Fort Worth)
Nick A. Giachino (Wilmington, NC)
J. Luther King, Jr. (Dallas/Fort Worth)
G. Malcolm Loudon (Fort Worth)
Kit Tennison Moncrief (Fort Worth)
Roger A. Ramsey (Houston)
Trevor D. Rees-Jones (Dallas)
Joan G. Rogers (Fort Worth)
Edgar H. Schollaier (Fort Worth)
Rick L. Wittenbraker (Houston)
Michael G. Wright (Dallas)
Kimbell Fortson Wynne (Fort Worth)

TERM EXPIRES SPRING 2017

John F. Davis III (Dallas)
A.R. "Buddy" Dike (Fort Worth)
Elliott J. Hill (Portland, OR)
Kenneth J. Huffman (Newtown, PA)
Bruce W. Hunt (Dallas)
Ronald C. Parker (Dallas)
Billy Rosenthal (Fort Worth)
Clarence Scharbauer III (Midland/Fort Worth)
Jan Tucker Scully (Fort Worth)
Duer Wagner III (Dallas/Fort Worth)
Lissa N. Wagner (Midland)

EX-OFFICIO MEMBERS

Dani L. Cartwright, Regional Minister, Christian Church
(Disciples of Christ) in the Southwest (Fort Worth)
William A. Landreth,
Alumni Association Representative (Fort Worth)
Jack E. Larson,
President, TCU National Alumni Board (Fort Worth)
Jan Harlin Ramsey, A
lumni Association Representative (Dallas)



CHRIS DEL CONTE Director of Intercollegiate Athletics Fifth Year

Chris Del Conte was appointed TCU's director of intercollegiate athletics in October 2009.

Since his arrival on campus, Del Conte has overseen a series of historic moments in TCU's athletics history. Most notably, the Horned Frogs' July 1, 2012 entrance into the Big 12 and nearly \$230 million in

construction projects.

A new \$164 million Amon G. Carter Stadium opened in September 2012, while a \$59 million rebuild of Daniel-Meyer Coliseum will take place immediately after the 2013-14 season. Almost \$6 million combined contributed to the August 2010 opening of the Jane Justin Fieldhouse at Garvey-Rosenthal Soccer Stadium and a new baseball performance center to be completed in Spring 2014.

Other facility projects under Del Conte include the Horned Frogs opening a new football locker room, sports medicine center and equipment room. Within the sports medicine center, TCU is the only school in the nation to have its own cryo sauna. There was also a Spring 2011 expansion of baseball's Lupton Stadium and the Fall 2011 debut of the Physical Performance Center.

The 2012-13 athletics season saw TCU capture three national championships. Rifle won the NCAA smallbore title, while Charles Silmon (men's 100 meters) and Lorraine Ugen (women's long jump) were individual winners at the NCAA Outdoor Track and Field Championships.

The partnership between TCU, Fort Worth and the Metroplex has never been more evident. In 2013, football sold out of season tickets for the second straight year with a new record total of 31,636. Football, baseball, men's basketball, women's basketball, soccer, men's tennis, track and field and volleyball have set either season ticket or attendance records in the last two years.

TCU set a new record for total athletics giving with \$47,350,856 for the 2012-13 fiscal year. The new mark was over \$8 million more than the previous record from 2010-11. The Frog Club's record-breaking annual giving total of \$10,913,881 enabled TCU, for the first time, to cover all scholarship costs.

During Del Conte's first four years on campus, TCU twice established a single-season school record with six conference championships. During that stretch, nine sports have won league titles (baseball, women's basketball, football, women's golf, men's swimming and diving, men's tennis, women's tennis, women's indoor and outdoor track and field). Sixteen of 20 sports have been represented in NCAA postseason play with 12 teams nationally ranked.

The TCU football program made two straight BCS appearances, including a 21-19 win over Wisconsin in the 2011 Rose Bowl. Additionally, the Horned

Frog baseball team reached the College World Series for the first time in program history in 2010, and the rifle team won the 2010 and 2012 NCAA national championship. In 2009-10, TCU was the only school in the nation to play in a BCS game and win at least one game at the CWS.

The success on the playing field has carried over to the classroom. TCU student-athletes have recorded their highest cumulative grade-point average since tracking began in 1998. Fifteen of 20 sports have recorded team GPAs over 3.0.

Over the last four years, three TCU head coaches (Gary Patterson, football; Jim Schlossnagle, baseball; Karen Monez, rifle) have been named National Coach of the Year in their respective sports.

The recipient of the 2010 Bobby Dodd Division I-A Athletic Director's Award, Del Conte was also one of five finalists for the SportsBusiness Journal's Athletic Director of the Year.

During his tenure at Rice, Del Conte had responsibility for 16 intercollegiate programs, 350 student-athletes, along with coaches and staff. Del Conte also designed, developed and managed the Rice Vision for the Second Century Campaign, which raised over \$90 million. He secured significant funds to build athletic facilities such as the Tudor Fieldhouse and Youngkin Center for Student-Athlete Excellence, and also raised \$4 million for upgrades to the football stadium. Del Conte also secured a marketing sponsorship and broadcast rights contract for Rice and maintained a focus on student-athlete academic achievement, resulting in numerous public recognition awards from the NCAA for the academic progress rate of student-athletes.

Prior to Rice, Del Conte was the senior associate athletics director for external operations and sports programs at the University of Arizona (2000-06). In that role, Del Conte had responsibility for the planning, management and oversight of the day-to-day operation for the department of intercollegiate athletics. He also functioned as the chief financial officer; managed external operations; had oversight and management of all contracts, ticket sales, broadcast rights fees, corporate sponsorships, and trademarks and licensing; and oversight of all facility construction.

Del Conte also served as an assistant athletics director for external operations at both Washington State (1998-99) and Cal Poly (1994-98).

Del Conte served on the North Texas Super Bowl XLV Host Committee and currently assists with the Davey O'Brien Foundation Board and the National Sports Marketing Network Board. His other professional committee involvement and associations include the Division I-A Athletics Directors Association and the National Association of Collegiate Directors of Athletics.

Del Conte received a bachelor's of arts degree in sociology from UC Santa Barbara and a master's of education, administration and supervision from Washington State.

Del Conte is married to Dr. Robin Ward and has two daughters.



Ross Bailey
Associate A.D.



Jeremiah Donati
Associate A.D.



Jack Hesselbrock
Associate A.D.



Kim Johnson
SWA



Scott Kull
Associate A.D.



Andrea Nordmann
Associate A.D.



Mike Siquefield
Associate A.D.



Rhonda Hatcher
Faculty Rep.

TCU

BASEBALL

**2013
SEASON
REVIEW**

2014 TCU BASEBALL

2013 FINAL RESULTS

OVERALL: 29-28 • HOME: 16-14 • AWAY: 11-12 • NEUTRAL: 2-2 • BIG 12: 12-12

DATE	OPPONENT	SCORE	R-H-E	R-H-E	INNS	OVERALL	BIG 12	PITCHER OF RECORD	ATTEND.	TIME
Feb. 15	@ #13 Ole Miss	0-1	L	0-4-0	1-5-2	9	0-1-0	Finnegan (L, 0-1)	9455	2:28
Feb. 16	@ #13 Ole Miss	2-5	L	2-8-1	5-5-0	9	0-2-0	Scharf (L, 0-1)	8394	2:53
Feb. 17	@ #13 Ole Miss	2-5	L	2-6-2	5-8-0	9	0-3-0	Crichton (L, 0-1)	7177	2:52
Feb. 22	#19 Cal State Fullerton	2-7	L	2-6-1	7-9-0	9	0-4-0	Finnegan (L, 0-2)	4294	3:11
Feb. 23	#19 Cal State Fullerton	2-6	L	2-6-1	6-7-0	9	0-5-0	Morrison (L, 0-1)	3906	2:14
Feb. 24	#19 Cal State Fullerton	0-7	L	0-5-2	7-8-3	9	0-6-0	Young (L, 0-1)	3727	2:30
Feb. 26	@ Dallas Baptist	W 6-1		6-11-1	1-2-3	9	1-6-0	Seidenberger (W, 1-0)	1019	3:00
March 1	@ Jacksonville	3-5	L	3-7-0	5-6-4	9	1-7-0	Finnegan (L, 0-3)	238	2:22
March 2	@ Jacksonville	W 10-0		10-10-0	0-5-0	9	2-7-0	Morrison (W, 1-1)	271	2:14
March 3	@ Jacksonville	W 13-0		13-15-1	0-4-2	9	3-7-0	Young (W, 1-1)	191	2:51
March 5	Arkansas-Pine Bluff	4-6	L	4-5-3	6-10-1	9	3-8-0	Scharf (L, 0-2)	3220	2:53
March 8	Pacific	W 2-1		2-7-3	1-7-0	9	4-8-0	Morrison (W, 2-1)	2882	2:14
March 9	Pacific	3-5	L	3-10-0	5-10-0	9	4-9-0	Frey (L, 0-1)	3014	2:45
March 10	Pacific	W 3-2		3-7-0	2-5-1	(10)	5-9-0	Young (W, 2-1)	3113	2:54
March 12	Northwestern State	W 9-2		9-8-0	2-7-2	9	6-9-0	Evans (W, 1-0)	2978	3:01
March 13	Northwestern State	W 13-6		13-12-2	6-13-1	9	7-9-0	Young (W, 3-1)	5612	3:09
March 15	Kansas*	W 8-1		8-14-1	1-5-2	9	8-9-0	1-0-0 Morrison (W, 3-1)	3316	2:39
March 16	Kansas*	4-8	L	4-7-4	8-11-0	9	8-10-0	1-1-0 Seidenberger (L, 1-1)	3776	3:15
March 17	Kansas*	0-2	L	0-8-0	2-11-2	(12)	8-11-0	1-2-0 Mitchell (L, 0-1)	3372	3:34
March 19	vs. UT Arlington^	W 5-4		5-8-1	4-8-1	9	9-11-0	1-2-0 Crichton (W, 1-1)	4015	2:49
March 22	@ #16 Oklahoma*	2-3	L	2-5-0	3-14-1	(12)	9-12-0	1-3-0 Young (L, 3-2)	832	3:23
March 23	@ #16 Oklahoma*	1-3	L	1-13-2	3-6-0	9	9-13-0	1-4-0 Finnegan (L, 0-4)	1014	2:50
March 24	@ #16 Oklahoma*	3-4	L	3-9-0	4-13-1	(10)	9-14-0	1-5-0 Ferrell (L, 0-1)	683	3:08
March 26	Dallas Baptist	4-5	L	4-6-2	5-7-3	9	9-15-0	Crichton (L, 1-2)	3109	2:51
March 29	@ Texas Tech	W 4-1		4-6-1	1-9-0	9	10-15-0	2-5-0 Morrison (W, 4-1)	2668	2:51
March 30	@ Texas Tech	W 7-3		7-13-0	3-6-1	9	11-15-0	3-5-0 Frey (W, 1-1)	3267	3:06
March 31	@ Texas Tech	7-8	L	7-7-1	8-10-2	9	11-16-0	3-6-0 Young (L, 3-3)	2595	3:38
April 2	UT Pan American	W 9-5		9-10-0	5-9-2	9	12-16-0	Teakell (W, 1-0)	2833	3:02
April 3	UT Pan American	W 10-0		10-8-0	0-3-1	9	13-16-0	Crichton (W, 2-2)	2624	3:14
April 5	San Francisco	W 4-1		4-9-0	1-3-1	9	14-16-0	Morrison (W, 5-1)	3857	2:42
April 6	San Francisco	0-3	L	0-2-0	3-6-0	9	14-17-0	Seidenberger (L, 1-2)	3287	2:37
April 7	San Francisco	3-4	L	3-7-2	4-7-3	9	14-18-0	Ferrell (L, 0-2)	3365	3:24
April 10	Stephen F. Austin	3-6	L	3-6-3	6-11-2	9	14-19-0	Crichton (L, 2-3)	2754	2:51
April 12	#22 Oklahoma State	W 2-0		2-5-1	0-8-1	9	15-19-0	4-6-0 Morrison (W, 6-1)	3665	2:26
April 13	#22 Oklahoma State	1-4	L	1-5-3	4-7-0	9	15-20-0	4-7-0 Finnegan (L, 0-5)	3945	3:04
April 14	#22 Oklahoma State	W 3-2		3-8-2	2-7-1	9	16-20-0	5-7-0 Young (W, 4-3)	3848	3:18
April 16	@ UT Arlington	W 11-4		11-12-0	4-10-1	9	17-20-0	Teakell (W, 2-0)	609	3:05
April 19	Baylor*	2-3	L	2-5-0	3-7-1	9	17-21-0	5-8-0 Young (L, 4-4)	3802	2:57
April 20	Baylor*	W 2-1		2-9-2	1-12-1	(15)	18-21-0	6-8-0 Young (W, 5-4)	4309	4:41
April 21	Baylor*	W 5-4		5-10-0	4-6-1	9	19-21-0	7-8-0 Teakell (W, 3-0)	3483	2:47
April 26	@ Kansas State*	1-6	L	1-9-2	6-11-0	9	19-22-0	7-9-0 Morrison (L, 6-2)	1360	2:30
April 27	@ Kansas State*	1-2	L	1-8-1	2-5-0	9	19-23-0	7-10-0 Finnegan (L, 0-6)	2957	2:26
April 28	@ Kansas State*	W 5-2		5-12-0	2-6-1	9	20-23-0	8-10-0 Scharf (W, 1-2)	1580	2:58
April 30	Texas Southern	W 4-0		4-7-1	0-2-2	9	21-23-0	Crichton (W, 3-3)	2914	2:37
May 2	@ USC	W 5-4		5-13-2	4-10-0	9	22-23-0	Seidenberger (W, 2-2)	190	2:51
May 3	@ USC	3-9	L	3-6-1	9-11-0	9	22-24-0	Finnegan (L, 0-7)	301	2:58
May 4	@ USC	W 3-0		3-8-0	0-4-0	9	23-24-0	Mitchell (W, 1-1)	388	3:19
May 11	@ West Virginia*	0-2	L	0-3-2	2-6-1	9	23-25-0	8-11-0 Morrison (L, 6-3)	—	2:21
May 11	@ West Virginia*	W 7-4		7-9-0	4-10-2	9	24-25-0	9-11-0 Crichton (W, 4-3)	2527	3:38
May 12	@ West Virginia*	W 16-6		16-18-0	6-11-1	9	25-25-0	10-11-0 Young (W, 6-4)	1820	3:25
May 14	UT Arlington	W 2-1		2-5-0	1-10-0	9	26-25-0	Scharf (W, 2-2)	3327	2:26
May 16	Texas*	W 5-1		5-8-0	1-3-0	9	27-25-0	11-11-0 Morrison (W, 7-3)	3879	2:33
May 17	Texas*	W 9-3		9-10-2	3-8-0	9	28-25-0	12-11-0 Young (W, 7-4)	4212	3:39
May 18	Texas*	0-3	L	0-6-1	3-8-0	9	28-26-0	12-12-0 Seidenberger (L, 2-3)	4694	2:24
May 23	vs. #14 Oklahoma State@	W 8-4		8-11-1	4-6-3	9	29-26-0	Seidenberger (W, 3-3)	4104	3:26
May 24	vs. West Virginia@	3-10	L	3-7-9	10-8-0	9	29-27-0	Finnegan (L, 0-8)	4665	3:22
May 25	vs. Kansas@	0-4	L	0-6-1	4-6-1	9	29-28-0	Mitchell (L, 1-2)	3978	2:55

* Big 12 Conference game

^ Played at The Ballpark In Arlington (Arlington, Texas)

@ Phillips 66 Big 12 Championships, Chickasaw Bricktown Ballpark; Oklahoma City, Okla.

ATTENDANCE				
	Dates	Total	Avg.	High
Home	30	107,117	3,570	5,612 vs. N'western St.
Away	22	49,536	2,252	9,455 @ Ole Miss
Neutral	4	16,763	4,191	4,665 vs. West Virginia
Totals	56	173,415	3,096	

2014 TCU BASEBALL

2013 FINAL STATISTICS

HITTING STATISTICS

Player	Avg.	GP-GS	AB	R	H	2B	3B	HR	RBI	TB	SLG%	BB	HBP	SO	GDP	OB%	SF	SH	SB-ATT
Boomer White	.314	53-50	188	18	59	13	1	1	27	77	.410	10	3	19	3	.355	2	7	2-4
Jantzen Witte	.293	57-57	208	28	61	15	2	3	34	89	.428	32	2	25	6	.383	6	3	3-5
Paul Hendrix	.273	50-45	172	26	47	10	1	5	30	74	.430	26	1	39	5	.370	1	0	4-7
Cody Jones	.269	57-57	208	43	56	6	3	1	18	71	.341	34	6	37	0	.387	0	11	13-17
Derek Odell	.247	52-49	182	15	45	5	0	1	32	53	.291	15	3	25	4	.304	7	1	1-1
Kyle Bacak	.238	57-52	151	24	36	3	0	0	12	39	.258	14	3	21	3	.314	1	11	0-0
Keaton Jones	.231	57-57	182	29	42	3	1	0	23	47	.258	30	6	45	5	.356	1	4	2-3
Kevin Cron	.208	54-50	192	12	40	7	0	2	20	53	.276	11	9	44	5	.280	2	0	3-4
Jerrick Suiter	.186	43-35	118	11	22	3	0	0	10	25	.212	12	3	32	5	.276	1	3	3-3

Brett Johnson	.234	42-23	94	11	22	3	1	0	10	27	.287	8	3	23	1	.314	0	3	0-0
Davy Wright	.229	22-7	35	6	8	0	0	0	0	8	.229	3	3	10	0	.341	0	2	2-2
Dylan Fitzgerald	.221	49-23	86	11	19	4	2	0	6	27	.314	18	2	27	2	.368	0	5	5-5
Travis Hennessey	.176	16-2	17	2	3	0	0	0	1	3	.176	2	1	5	0	.300	0	0	0-1
Axel Johnson	.143	6-0	7	0	1	0	0	0	1	1	.143	1	0	2	0	.250	0	0	0-0
Josh Gonzales	.097	23-5	31	6	3	2	0	0	1	5	.161	2	1	6	1	.171	1	1	0-1
Kevin Daniels	.056	25-1	18	4	1	0	0	0	0	1	.056	2	0	1	1	.150	0	0	0-0
Paddy O'Brien	.000	4-0	3	0	0	0	0	0	0	0	.000	0	0	0	1	.000	0	0	0-0
Al Ralston	.00	1-0	1	0	0	0	0	0	0	0	.000	0	0	1	0	.000	0	0	0-0
Totals	.246	57-57	1893	246	465	74	11	13	225	600	.317	220	46	362	42	.335	22	51	38-53
Opponents	.230	57-57	1876	199	432	70	12	12	169	562	.300	159	55	449	41	.308	8	44	45-74

LOB — Team (449), Opp. (401). DPs Turned — Team (49), Opp. (48). CI — Team (1), Bacak (1). IBB — Team (10), Cron 2, Witte 2, Hendrix 2, Fitzgerald 2, Odell 1, Gonzales 1, Opp. (11). Picked off — Odell 1, K. Jones 1, C. Jones 1, Fitzgerald 1.

PITCHING STATISTICS

Player	ERA	W-L	App.	GS	CG	SO/CB	SV	IP	H	R	ER	BB	SO	2B	3B	HR	AB	B/Avg.	WP	HBP	BK	SF	SH
Preston Morrison	1.51	7-3	15	15	1	0/2	0	107.0	85	27	18	18	64	13	0	1	391	.217	1	10	1	0	4
Brandon Finnegan	3.18	0-8	16	15	2	0/0	0	79.1	74	35	28	35	86	10	2	3	288	.257	5	2	0	1	12

Trey Teakell	0.82	3-0	13	3	0	0/2	0	33.0	25	6	3	4	24	5	1	0	121	.207	4	4	0	0	2
Travis Evans	1.08	1-0	19	0	0	0/1	0	16.2	11	3	2	4	16	3	0	0	58	.190	1	2	0	1	4
Riley Ferrell	2.20	0-2	23	0	0	0/3	3	32.2	24	9	8	11	39	2	1	1	118	.203	5	2	0	0	4
Nick Frey	2.25	1-1	7	0	0	0/0	0	24.0	13	7	6	2	19	2	0	0	80	.163	1	2	0	1	2
Trevor Seidenberger	2.63	3-3	21	6	0	0/3	0	54.2	43	18	16	15	62	9	1	3	202	.213	10	6	0	0	3
Alex Young	2.66	7-4	22	2	0	0/3	5	40.2	26	13	12	10	37	6	2	2	139	.187	3	6	1	1	2
Justin Scharf	3.38	2-2	30	0	0	0/3	1	29.1	28	12	11	14	10	6	0	0	102	.275	2	7	0	1	1
Andrew Mitchell	3.49	1-2	20	10	0	0/2	1	49.0	42	26	19	33	57	5	1	1	175	.240	10	10	0	1	8
Stefan Crichton	6.59	4-3	17	6	0	0/2	0	41.0	50	31	30	10	31	7	3	1	168	.298	5	3	1	1	2
Tejay Antone	9.00	0-0	6	0	0	0/1	0	7.0	11	11	7	3	4	2	1	0	34	.324	4	1	0	1	0
Totals	2.78	29-28	57	57	3	6/6	10	514.1	432	199	159	159	449	70	12	12	1876	.230	51	55	3	8	44
Opponent	3.78	28-29	57	57	3	7/5	13	512.1	465	246	215	220	362	74	11	13	1893	.246	33	46	12	22	51

PB — Team (19), Bacak 14, Suiter 4, Opp. (9). Pickoffs — Team (14), Bacak 4, Morrison 3, Mitchell 2, Ferrell 2, Finnegan 1, Scharf 1, Seidenberger 1, Opp. (4). SBA/ATT — Back (40-59), Finnegan (11-17), Mitchell (10-14), Morrison (6-10), Young (3-7), Scharf (3-7), Suiter (4-6), Ferrell (3-6), Seidenberger (4-5), Crichton (3-4), Frey (1-2), Teakell (0-1), Evans (1-1), O'Brien (1-1).

FIELDING STATISTICS

Player	C	PO	A	E	FLD%	DPs	SBA	CS	SBA%	Player	C	PO	A	E	FLD%	DPs	SBA	CS	SBA%
Dylan Fitzgerald	49	46	3	0	1.000	1	0	0	—	Davy Wright	36	27	8	1	.972	7	0	0	—
Brett Johnson	29	29	0	0	1.000	0	0	0	—	Derek Odell	443	346	84	13	.971	30	0	0	—
Trey Teakell	17	7	10	0	1.000	2	0	1	.000	Brandon Finnegan	26	2	23	1	.962	0	11	6	.647
Paddy O'Brien	10	10	0	0	1.000	0	1	0	1.000	Jantzen Witte	184	27	149	8	.957	9	0	0	—
Justin Scharf	10	3	7	0	1.000	0	3	4	.429	Keaton Jones	267	76	179	12	.955	36	0	0	—
Riley Ferrell	8	2	6	0	1.000	0	3	3	.500	Paul Hendrix	198	80	107	11	.944	28	0	0	—
Kevin Daniels	6	6	0	0	1.000	0	0	0	—	Preston Morrison	31	9	20	2	.935	0	6	4	.600
Travis Evans	5	0	5	0	1.000	0	1	0	1.000	Trevor Seidenberger	14	2	11	1	.929	0	4	1	.800
Josh Gonzales	4	1	3	0	1.000	1	0	0	—	Alex Young	10	1	8	1	.900	1	3	4	.429
Travis Hennessey	2	2	0	0	1.000	0	0	0	—	Nick Frey	9	2	6	1	.889	1	1	1	.500
Tejay Antone	1	1	0	0	1.000	0	0	0	—	Andrew Mitchell	18	5	10	3	.833	2	10	4	.714
Kevin Cron	276	254	20	2	.993	15	0	0	—	Stefan Crichton	6	2	3	1	.833	0	3	1	.750
Kyle Bacak	456	391	61	4	.991	2	40	19	.678	Axel Johnson	0	0	0	0	.000	0	0	0	—
Jerrick Suiter	62	56	5	1	.984	0	4	2	.667	Al Ralston	0	0	0	0	.000	0	0	0	—
Cody Jones	120	116	2	2	.983	0	0	0	—	Totals	2339	1543	731	65	.972	49	45	29	.608
Boomer White	42	40	1	1	.976	0	0	0	—	Opponents	2216	1537	621	58	.974	48	38	15	.717

2013 LINE SCORES

Feb 15, 2013 at Oxford, Miss.

TCU 000 000 000 - 0 4 0 (0-1)
Ole Miss 000 010 00x - 1 5 2 (1-0)

WP-Bobby Wahl (1-0) LP-Finnegan, Brandon (0-1)
 SV-Brett Huber (1)
 T-2:28 A-9,455

Feb 16, 2013 at Oxford, Miss.

TCU 000 020 000 - 2 8 1 (0-2)
Ole Miss 000 010 04x - 5 5 0 (2-0)

WP-Aaron Greenwood (1-0) LP-Scharf, Justin (0-1)
 SV-Brett Huber (2)
 T-2:53 A-8,394

Feb 17, 2013 at Oxford, Miss.

TCU 100 001 000 - 2 6 2 (0-3)
Ole Miss 400 100 00x - 5 8 0 (3-0)

WP-Chris Ellis (1-0) LP-Crichton, Stefan (0-1)
 SV-Tanner Bailey (1)
 HR TCU-Witte, Jantzen (1); HR OM-Stuart Turner (1)
 T-2:52 A-7,177

Feb 22, 2013 at Fort Worth, Texas

CS Fullerton 100 020 103 - 7 9 0 (6-0)
TCU 000 000 200 - 2 6 1 (0-4)

WP-Eshelman, Thomas (2-0) LP-Finnegan, Brandon (0-2)
 SV-Peitzmeier, Tyler (1)
 T-3:11 A-4,294

Feb 23, 2013 at Fort Worth, Texas

CS Fullerton 200 000 040 - 6 7 0 (7-0)
TCU 000 000 020 - 2 6 1 (0-5)

WP-Garza, Justin (2-0) LP-Morrison, Preston (0-1)
 SV-Davis, J.D. (1)
 HR CSF-Jeffries, Jake (1)
 T-2:14 A-3,906

Feb 24, 2013 at Fort Worth, Texas

CS Fullerton 011 300 002 - 7 8 3 (8-0)
TCU 000 000 000 - 0 5 2 (0-6)

WP-Wiest, Grahammn (1-0) LP-Young, Alex (0-1)
 T-2:30 A-3,727

Feb 26, 2013 at Dallas, Texas

TCU 110 003 010 - 6 11 1 (1-6)
Dallas Baptist 000 000 100 - 1 2 3 (4-4)

WP-Seidenberger, Trevor (1-0) LP-Calhoun, Jay (1-1)
 T-3:00 A-1,019

March 1, 2013 at Jacksonville, Fla.

TCU 000 200 001 - 3 7 0 (1-7)
Jacksonville 104 000 000 - 5 6 4 (4-5)

WP-Anderson, Chris (1-1) LP-Finnegan, Brandon (0-3)
 HR JU-Dillard, Dylan (1); North, Brady (3)
 T-2:22 A-238

March 2, 2013 at Jacksonville, Fla.

TCU 020 107 000 - 10 10 0 (2-7)
Jacksonville 000 000 000 - 0 5 0 (4-6)

WP-Morrison, Preston (1-1) LP-McRae, Alex (1-1)
 HR TCU-Witte, Jantzen (2); White, Boomer (1)
 T-2:14 A-271

March 3, 2013 at Jacksonville, Fla.

TCU 261 400 000 - 13 15 1 (3-7)
Jacksonville 000 000 000 - 0 4 2 (4-7)

WP-Young, Alex (1-1) LP-Torrez, Wes (0-1)
 HR TCU-Witte, Jantzen (3); Jones, Cody (1)
 T-2:51 A-191

March 5, 2013 at Fort Worth, Texas

UAPB 030 000 210 - 6 10 1 (4-9)
TCU 002 020 000 - 4 5 3 (3-8)

WP-Gold, Jaron (1-0) LP-Scharf, Justin (0-2)
 T-2:53 A-3,220

March 8, 2013 at Fort Worth, Texas

Pacific 000 100 000 - 1 7 0 (4-8)
TCU 100 000 10x - 2 7 3 (4-8)

WP-Morrison, Preston (2-1) LP-Hager, Mike (0-1)
 SV TCU-Mitchell, Andrew (1)
 T-2:14 A-2,882

March 9, 2013 at Fort Worth, Texas

Pacific 200 010 002 - 5 10 0 (5-8)
TCU 110 000 010 - 3 10 0 (4-9)

WP-Hammann, Kevin (2-0) LP-Frey, Nick (0-1)
 T-2:45 A-3,014

March 10, 2013 at Fort Worth, Texas

Pacific 010 100 000 0 - 2 5 1 (5-9)
TCU 000 000 002 1 - 3 7 0 (5-9)

WP-Young, Alex (2-1) LP-Hammann, Kevin (2-1)
 HR PAC-Taasaa, Jason (1); Goulder, Jacob (1)
 T-2:54 A-3,113

March 12, 2013 at Fort Worth, Texas

Northwestern St. 100 100 000 - 2 7 2 (9-9)
TCU 000 203 40x - 9 8 0 (6-9)

WP-Evans, Travis (1-0) LP-Adams, Andrew (0-2)
 T-3:01 A-2,978

March 13, 2013 at Fort Worth, Texas

Northwestern St. 002 100 300 - 6 13 1 (9-10)
TCU 120 442 00x - 13 12 2 (7-9)

WP-Young, Alex (3-1) LP-Butler, Cody (1-1)
 T-3:09 A-5,612

March 15, 2013 at Fort Worth, Texas

Kansas 010 000 000 - 1 5 2 (11-6)
TCU 300 401 00x - 8 14 1 (8-9)

WP-Morrison, Preston (3-1) LP-Duncan, Frank (1-2)
 T-2:39 A-3,316

March 16, 2013 at Fort Worth, Texas

Kansas 033 000 002 - 8 11 0 (12-6)
TCU 010 300 000 - 4 7 4 (8-10)

WP-Benjamin, Wes (2-2) LP-Seidenberger, Trevor (1-1)
 T-3:15 A-3,776

March 17, 2013 at Fort Worth, Texas

Kansas 000 000 000 002 - 2 11 2 (13-6)
TCU 000 000 000 000 - 0 8 0 (8-11)

WP-Piche', Jordan (3-0) LP-Mitchell, Andrew (0-1)
 T-3:34 A-3,372

March 19, 2013 at Arlington, Texas

TCU 001 300 100 - 5 8 1 (9-11)
UT Arlington 110 010 100 - 4 8 1 (10-10)

WP-Crichton, Stefan (1-1) LP-Milliman, Daniel (0-1)
 SV TCU-Young, Alex (1)
 T-2:49 A-4,015

March 22, 2013 at Norman, Okla.

TCU 000 001 001 000 - 2 5 0 (9-12)
Oklahoma 020 000 010 001 - 3 14 1 (20-4)

WP-Carnes, Ethan (1-1) LP-Young, Alex (3-2)
 T-3:23 A-832

March 23, 2013 at Norman, Okla.

TCU 000 001 000 - 1 13 2 (9-13)
Oklahoma 002 001 00x - 3 6 0 (21-4)

WP-Overton, Dillon (6-1) LP-Finnegan, Brandon (0-4)
 SV OU-Evans, Jacob (4)
 T-2:50 A-1,014

March 24, 2013 at Norman, Okla.

TCU 002 100 000 0 - 3 9 0 (9-14)
Oklahoma 000 012 000 1 - 4 13 1 (22-4)

WP-Evans, Jacob (4-0) LP-Ferrell, Riley (0-1)
 T-3:08 A-683

March 26, 2013 at Fort Worth, Texas

Dallas Baptist 000 002 300 - 5 7 3 (14-11)
TCU 002 110 000 - 4 6 2 (9-15)

WP-Hicks, Patrick (1-0) LP-Crichton, Stefan (1-2)
 SV DBU-Voelker, Paul (3)
 T-2:51 A-3,109

March 29, 2013 at Lubbock, Texas

TCU 001 100 011 - 4 6 1 (10-15)
Texas Tech 100 000 000 - 1 9 0 (16-12)

WP-Morrison, Preston (4-1) LP-Taylor, Corey (2-3)
 SV TCU-Ferrell, Riley (1)
 T-2:51 A-2,668

March 30, 2013 at Lubbock, Texas

TCU 120 002 020 - 7 13 0 (11-15)
Texas Tech 200 000 010 - 3 6 1 (16-13)

WP-Frey, Nick (1-1) LP-Drozd, Jonny (3-2)
 T-3:06 A-3,267

March 31, 2013 at Lubbock, Texas

TCU 005 011 000 - 7 7 1 (11-16)
Texas Tech 300 003 02x - 3 6 1 (17-13)

WP-Wheeler, Andre (1-0) LP-Young, Alex (3-3)
 SV TTU-Tripp, Johnathon (3)
 HR TCU-Hendrix, Paul (1)
 T-3:38 A-2,595

April 2, 2013 at Fort Worth, Texas

UT Pan American 000 100 040 - 5 9 2 (9-22)
TCU 100 314 00x - 9 10 0 (12-16)

WP-Teakell, Trey (1-0) LP-Badura, Dylan (2-5)
 T-3:02 A-2,833

April 3, 2013 at Fort Worth, Texas

UT Pan American 000 000 000 - 0 3 1 (9-23)
TCU 106 100 02x - 10 8 0 (13-16)

WP-Crichton, Stefan (2-2) LP-McCasland, Colby (0-1)
 HR TCU-Cron, Kevin (1)
 T-3:14 A-2,624

2013 LINE SCORES

April 5, 2013 at Fort Worth, Texas

San Francisco 000 000 100 - 1 3 1 (14-15)
TCU 100 200 10x - 4 9 0 (14-16)
 WP-Morrison, Preston (5-1) LP-Hinkle, Haden (6-1)
 HR USF-Zimmer, Bradley (5)
 T-2:42 A-3,857

April 6, 2013 at Fort Worth, Texas

San Francisco 000 002 100 - 3 6 0 (15-15)
TCU 000 000 000 - 0 2 0 (14-17)
 WP-Balog, Alex (2-3) LP-Seidenberger, Trevor (1-2)
 SV USF-Bobb, Abe
 HR USF-Turner, Zachary (2)
 T-2:37 A-3,287

April 7, 2013 at Fort Worth, Texas

San Francisco 000 020 002 - 4 7 3 (16-15)
TCU 001 000 200 - 3 7 2 (14-18)
 WP-Mott, Bob (1-1) LP-Ferrell, Riley (0-2)
 T-3:42 A-3,365

April 10, 2013 at Fort Worth, Texas

Stephen F. Austin 000 060 000 - 6 11 2 (16-16)
TCU 000 120 000 - 3 6 4 (14-19)
 WP-Gann, Cameron (2-4) LP-Crichton, Stefan (2-3)
 SV SFA-Higginbotham, Brett (3)
 HR TC-Hendrix, Paul (2)
 T-2:51 A-2,754

April 12, 2013 at Fort Worth, Texas

Oklahoma State 000 000 000 - 0 8 1 (23-9)
TCU 001 100 00x - 2 5 1 (15-19)
 WP-Morrison, Preston (6-1) LP-Hursh, Jason (3-3)
 SV TCU-Young, Alex (2)
 T-2:16 A-3,665

April 13, 2013 at Fort Worth, Texas

Oklahoma State 000 003 100 - 4 7 0 (24-9)
TCU 000 100 000 - 1 5 3 (15-20)
 WP-Robinette, Mark (3-0) LP-Finnegan, Brandon (0-5)
 SV OSU-Wheeland, Vince (1)
 T-3:04 A-3,945

April 14, 2013 at Fort Worth, Texas

Oklahoma State 110 000 000 - 2 7 1 (24-10)
TCU 000 000 003 - 3 8 2 (16-20)
 WP-Young, Alex (4-3) LP-McCurry, Brendan (3-2)
 T-3:18 A-3,848

April 16, 2013 at Arlington, Texas

TCU 000 700 031 - 11 12 0 (17-20)
UT Arlington 000 300 001 - 4 10 1 (20-16)
 WP-Teakell, Trey (2-0) LP-Beck, John (1-4)
 HR TCU-Hendrix, Paul (3)
 T-3:05 A-609

April 19, 2013 at Fort Worth, Texas

Baylor 100 000 011 - 3 7 1 (20-18)
TCU 001 010 000 - 2 5 0 (17-21)
 WP-Bare, Crayton (4-1) LP-Young, Alex (4-4)
 HR BU-Price, Mitch (2)
 T-2:57 A-3,802

April 20, 2013 at Fort Worth, Texas

Baylor 000 001 000 000 000 - 1 12 1 (20-19)
TCU 001 000 000 000 001 - 2 9 2 (18-21)
 WP-Young, Alex (5-4) LP-Michalec, Josh (4-3)
 T-4:41 A-4,309

April 21, 2013 at Fort Worth, Texas

Baylor 004 000 000 - 4 6 1 (20-19)
TCU 010 300 10x - 3 10 0 (19-21)
 WP-Teakell, Trey (3-0) LP-Smith, Austin (1-3)
 HR BU-Towey, Cal (4)
 T-2:47 A-3,483

April 26, 2013 at Manhattan, Kan.

TCU 000 000 010 - 1 9 2 (19-22)
Kansas State 001 003 02x - 6 11 0 (30-13)
 WP-MaVorhis, Levi (4-0) LP-Morrison, Preston (6-2)
 T-2:30 A-1,360

April 27, 2013 at Manhattan, Kan.

TCU 100 000 000 - 1 8 1 (19-23)
Kansas State 110 000 00x - 2 5 0 (31-13)
 WP-Wivinis, Matt (6-1) LP-Finnegan, Brandon (0-6)
 SV KSU-Matthys, Jake (4)
 T-2:26 A-2,957

April 28, 2013 at Manhattan, Kan.

TCU 003 002 000 - 5 12 0 (20-23)
Kansas State 000 011 000 - 2 6 1 (31-14)
 WP-Scharf, Justin (1-2) LP-McFadden, Blake (4-2)
 SV TCU-Young, Alex (3)
 T-2:58 A-1,580

April 30, 2013 at Fort Worth, Texas

Texas Southern 000 000 000 - 0 2 2 (18-24)
TCU 200 100 10x - 4 7 1 (21-23)
 WP-Crichton, Stefan (3-3) LP-Losoya, Adrian (2-3)
 T-2:37 A-2,914

May 2, 2013 at Los Angeles, Calif.

TCU 010 010 120 - 5 13 2 (22-23)
USC 201 010 000 - 4 10 0 (16-28)
 WP-Seidenberger, Trevor (2-2) LP-Davis, Kyle (4-3)
 SV TCU-Young, Alex (4)
 HR TCU-Odell, Derek (1)
 T-2:51 A-190

May 3, 2013 at Los Angeles, Calif.

TCU 010 010 100 - 3 6 1 (22-24)
USC 000 080 01x - 9 11 0 (17-28)
 WP-Strahan, Wyatt (3-3) LP-Finnegan, Brandon (0-7)
 T-2:58 A-301

May 2, 2013 at Los Angeles, Calif.

TCU 000 021 000 - 3 8 0 (23-24)
USC 000 000 000 - 0 4 0 (17-29)
 WP-Mitchell, Andrew (1-1) LP-Twomey, Kyle (2-6)
 SV TCU-Young, Alex (5)
 T-3:19 A-388

May 11, 2013 at Charleston, W. Va.

TCU 000 000 000 - 0 3 2 (23-25)
West Virginia 000 000 20x - 2 6 1 (30-20)
 WP-Musgrave, Harrison (8-1) LP-Morrison, Preston (6-3)
 T-2:21

May 11, 2013 at Charleston, W. Va.

TCU 601 000 000 - 7 9 0 (24-25)
West Virginia 202 000 000 - 4 10 2 (30-21)
 WP-Crichton, Stefan (4-3) LP-Dierdorff, Dan (4-6)
 SV-Ferrell, Riley (2)
 HR WVU-McBroom, Ryan (11)
 T-3:38 A-2,527

May 12, 2013 at Charleston, W. Va.

TCU 103 023 223 - 16 18 0 (25-25)
West Virginia 400 001 001 - 6 11 1 (30-22)
 WP-Young, Alex (6-4) LP-Means, John (4-3)
 HR TCU-Hendrix, Paul (4); Cron, Kevin (2)
 T-3:25 A-1,820

May 14, 2013 at Fort Worth, Texas

UT Arlington 000 001 000 - 1 10 0 (27-25)
TCU 100 000 01x - 2 5 1 (26-25)
 WP-Scharf, Justin (2-2) LP-Beck, John (1-6)
 SV TCU-Ferrell, Riley (3)
 T-2:26 A-3,327

May 16, 2013 at Fort Worth, Texas

Texas 000 000 001 - 1 3 0 (26-23)
TCU 100 010 30x - 5 8 0 (27-25)
 WP-Morrison, Preston (7-3) LP-French, Parker (4-5)
 SV TCU-Scharf, Justin (1)
 T-2:33 A-3,879

May 17, 2013 at Fort Worth, Texas

Texas 010 010 100 - 1 3 0 (26-24)
TCU 000 021 06x - 5 8 0 (28-25)
 WP-Young, Alex (7-4) LP-Knebel, Corey (3-4)
 T-3:39 A-4,212

May 18, 2013 at Fort Worth, Texas

Texas 201 000 000 - 3 8 0 (27-24)
TCU 000 000 000 - 5 8 0 (28-26)
 WP-Thornhill, Nathan (3-6) LP-Seidenberger, Trevor (2-3)
 T-2:24 A-4,694

May 23, 2013 at Oklahoma City, Okla.

TCU 001 001 006 - 8 11 1 (29-26)
Oklahoma State 040 000 000 - 4 6 3 (39-15)
 WP-Seidenberger, Trevor (3-3) LP-Wheeland, Vince (8-2)
 T-3:26 A-4,104

May 24, 2013 at Oklahoma City, Okla.

West Virginia 220 003 300 - 10 8 0 (32-26)
TCU 000 011 010 - 3 7 9 (29-27)
 WP-Musgrave, Harrison (9-1) LP-Finnegan, Brandon (0-8)
 HR TCU-Hendrix, Paul (5)
 T-3:22 A-4,665

May 25, 2013 at Oklahoma City, Okla.

TCU 000 000 000 - 0 6 1 (29-28)
Kansas 001 001 200 - 4 6 1 (34-24)
 WP-Kahana, Robert (5-1) LP-Mitchell, Andrew (1-2)
 SV KU-Piche', Jordan (12)
 HR KU-Suiter, Michael (1)
 T-2:55 A-3,978

2013 SUPERLATIVES

2013 TCU GAME HIGHS

TEAM	INDIVIDUAL
BATTING:	
At Bats 48 vs. Baylor (4/20)	At Bats 6 (Eight games)
Runs (Game) 16 @ West Virginia (5/12)	Runs 4, Cody Jones @ West Virginia (5/12)
Runs (Inning) 7 @ Jacksonville (6th) (3/2)	Hits 4, Kyle Bacak @ West Virginia (5/12)
7 @ UT Arlington (4th) (4/16)	RBIs ... 5, Cody Jones vs. Northwestern State (3/13)
Hits (Game) 18 @ West Virginia (5/12)	Doubles 3, Jantzen Witte vs. Kansas (3/15)
Hits (Inning) 6 vs. Jacksonville (2nd) (3/3)	Triples ... 2, Cody Jones vs. Northwestern St. (3/13)
6 vs. Kansas (4th) (3/15)	Home Runs 1 (13 games)
6 @ UT Arlington (4th) (4/16)	Total Bases 7, Jantzen Witte @ Ole Miss (2/17)
RBI 14 @ West Virginia (5/12)	Walks 3, Keaton Jones @ Dallas Baptist (2/26)
Doubles 8 @ West Virginia (5/12)	3, Jantzen Witte vs. UT Pan American (4/3)
Triples 2 vs. Northwestern State (3/13)	3, Paul Hendrix vs. Oklahoma State (5/23)
Home Runs 2 @ Jacksonville (3/2)	Strikeouts 3 (13 games)
2 @ Jacksonville (3/3)	Sac Hits 2, Kyle Bacak @ Dallas Baptist (2/26)
2 @ West Virginia (5/12)	2, Boomer White @ West Virginia (5/12)
Total Bases 32 @ West Virginia (5/12)	Sac Flies 2, Derek Odell @ Texas Tech (3/29)
Walks 11 vs. Northwestern State (3/12)	Stolen Bases 2 (Four games)
Strikeouts 14 @ West Virginia (5/11)	Hit By Pitch 1 (46 games)
Sac Bunts 3 vs. Pacific (3/8)	Caught Stealing 1 (15 games)
3 @ USC (5/2)	Runners LOB .6, Derek Odell @ Dallas Baptist (2/26)
3 @ West Virginia (5/12)	
Sac Flies 2 (Five games)	
Stolen Bases 8 vs. Texas Southern (4/30)	FIELDING:
Hit By Pitch 3 vs. Northwestern State (3/12)	Putouts 18, Derek Odell vs. Baylor (4/20)
3 @ USC (5/4)	Assists 9, Paul Hendrix @ Kansas State (4/28)
3 vs. UT Arlington (5/14)	Errors 3, Paul Hendrix vs. West Virginia (5/24)
Caught Stealing 1 (15 games)	Passed Balls 2, Kyle Bacak vs. Ark.-Pine Bluff (3/5)
Runners LOB 14 @ Dallas Baptist (2/26)	2, Kyle Bacak vs. Northwestern State (3/12)
Hit into DP 4 @ Texas Tech (3/29)	
	PITCHING:
FIELDING:	IP 9.0, Preston Morrison vs. San Francisco (4/5)
Putouts 45 vs. Baylor (4/20)	Runs Allowed 6, Stefan Crichton vs. SFA (4/10)
Assists 22 @ Oklahoma (3/22)	ER Allowed 6, Stefan Crichton vs. SFA (4/10)
Errors 9 vs. West Virginia (5/24)	Walks 5, Andrew Mitchell @ Texas Tech (3/31)
Passed Balls 2 vs. Arkansas-Pine Bluff (3/5)	5, Andrew Mitchell @ USC (5/4)
2 vs. Northwestern State (3/12)	Strikeouts 12, Brandon Finnegan vs. Texas (5/17)
DPs Turned 3 (Four games)	Hits Allowed 10, Preston Morrison @ USC (5/2)
	Wild Pitches ... 3, Andrew Mitchell @ Texas Tech (3/31)
PITCHING:	Hit Batters .3, Preston Morrison vs. CS Fullerton (2/23)
Innings Pitched 15.0 vs. Baylor (4/20)	3, Andrew Mitchell vs. San Francisco (4/7)
Runs Allowed 10 vs. West Virginia (5/24)	3, Preston Morrison vs. Oklahoma State (4/12)
ER Allowed 8 @ Texas Tech (3/31)	
8 @ USC (5/3)	MISCELLANEOUS:
Hits Allowed 14 @ Oklahoma (3/22)	Longest 9- Inning Game: 3:39 vs. Texas (5/17)
Fewest Hits Allowed 2 @ Dallas Baptist (2/26)	Shortest 9-Inning Game: 2:14 vs. CSF (2/23)
2 vs. Texas Southern (4/30)	2:14 @ Jacksonville (3/12)
HR Allowed 2 @ Jacksonville (3/1)	2:14 vs. Pacific (3/8)
2 vs. Pacific (3/10)	Longest Game (overall) 4:41 vs. Baylor (4/20)
Strikeouts 17 vs. Baylor (4/20)	Most Pitchers Used 7 @ Texas Tech (3/31)
Fewest Strikeouts 2 vs. Pacific (3/8)	
Walks 8 @ West Virginia (5/1)	
Fewest Walks 3 vs. Pacific (3/8)	
3 vs. UT Arlington (3/19)	
3 vs. Texas Southern (4/30)	
Wild Pitches 5 vs. Cal State Fullerton (2/22)	
Hit Batters 4 vs. West Virginia (5/24)	

TCU RECORD...

	All
All Opponents	29-28
at Home	16-14
on the Road	11-12
at Neutral Sites	2-2
Ranked Teams	3-10
Left-handed starter	9-7
Right-handed starter	20-21
Day Games	14-19
Night Games	15-9
TCU has 10+ hits	14-2
TCU has 15+ hits	2-0
Out-hit opponents	21-4
Out-hit by opponents	6-21
Equal number of hits	2-3
Opponent has < 10 hits	22-18
Opponent has > 10 hits	7-10
Horned Frogs hits HR	6-4
Horned Frog doesn't hit HR	23-24
TCU scores 0-5 runs	15-27
TCU scores 6-9 runs	8-1
TCU scores 10+ runs	6-0
Opponent scores 0-5 runs	27-28
Opponent scores 6-9 runs	2-9
Opponent scores 10+ runs	0-1
TCU starters pitch 5+ innings	18-15
TCU starters pitch > 5 innings	11-15
TCU staff posts 10+ Ks	13-8
TCU commits no errors	15-8
TCU commits 1-2 errors	13-15
TCU commits 3+ errors	1-5
One-run games	8-8
Two-run games	1-6
Five+ run games	10-5
Extra innings	2-3
Scored first	21-9
Opponent scored first	8-19
Score in first inning	14-3
Opponent scored in first inning	8-10
Leading after six	21-5
Trailing after six	4-19
Tied after six	4-4
Leading after seven	22-4
Trailing after seven	4-21
Tied after seven	3-3
Leading after eight	25-1
Trailing after eight	3-23
Tied after eight	1-4
On Tuesday	7-2
On Wednesday	2-1
On Thursday	3-0
On Friday	6-8
On Saturday	5-11
On Sunday	6-6
In February	1-6
In March	10-10
In April	10-7
In May	8-5

2014 TCU BASEBALL

2013 SUPERLATIVES

BATTING:

	Avg.	AB	R	H	2B	3B	HR	RBI	TB	Slg%	BB	HBP	SO	SF	SH	SB-A	Fld%
Overall	.246	1893	246	465	74	11	13	225	600	.317	220	46	362	22	51	38-53	.972
Big 12	.254	814	95	207	38	3	3	89	260	.319	79	16	161	11	27	13-18	.975
Home	.232	954	118	221	31	4	2	102	266	.279	111	25	178	9	29	25-33	.971
Away	.265	800	112	212	38	6	10	107	292	.365	93	17	160	11	21	11-18	.981
Neutral	.230	139	16	32	5	1	1	16	42	.302	16	4	24	2	1	2-2	.929
Starters	.251	1760	230	442	70	11	13	213	573	.326	203	45	338	22	48	35-48	.973
Reserves	.173	133	16	23	4	0	0	12	27	.203	17	1	24	0	3	3-5	.960
February	.201	229	14	46	7	0	1	14	56	.245	24	3	55	0	4	1-4	.970
March	.263	674	105	177	28	6	5	94	232	.344	79	22	116	14	19	9-16	.975
April	.235	562	66	132	15	2	3	60	160	.285	65	9	110	6	15	19-21	.976
May	.257	428	428	61	110	24	3	4	57	.355	52	12	81	2	13	9-12	.963

Pitching:

	W-L-SV	G	ERA	IP	H	R	ER	BB	SO	HRA	B/Avg.
Overall	29-28-10	57	2.78	514.1	432	199	159	159	449	12	.230
Big 12	12-12-5	24	2.47	222.1	200	76	61	76	198	3	.244
Home	16-14-4	30	2.54	280.0	227	99	79	76	255	7	.223
Away	11-12-5	23	2.93	199.1	177	78	65	71	167	4	.245
Neutral	2-2-1	4	3.86	35.0	28	22	15	12	27	1	.211
Starters	12-17-0	57	3.11	289.1	263	122	100	97	237	8	.246
Relievers	17-11-10	57	2.36	225.0	169	77	59	62	212	4	.210
February	1-6-0	7	3.60	60.0	44	32	24	20	53	2	.200
March	10-10-3	20	2.99	183.1	167	69	61	56	158	4	.247
April	10-7-2	17	2.06	157.0	120	47	36	38	142	4	.213
May	8-5-5	13	3.00	114.0	101	51	38	45	96	2	.243

HORNED FROG HOME RUNS

No.	Player	Gm	Date	Opp.	Pitcher	On	Inn	Outs	Count	Score	Final
1.	Jantzen Witte	3	2/17	@ OM	Ellis	0...	1	1	2-0	0-0	L 2-5
2.	Boomer White	9	3/2	@ JU	McRae	0...	4	1	1-0	2-0	W 10-0
3.	Jantzen Witte	9	3/2	@ JU	Gordon	...3	6	1	2-1	6-0	W 10-0
4.	Cody Jones	10	3/3	@ JU	Woods	..2.	2	0	0-0	3-0	W 13-0
5.	Jantzen Witte	10	3/3	@ JU	Woods	..1.	2	0	2-1	6-0	W 13-0
6.	Paul Hendrix	27	3/31	@ TTU	Withrow	..2.	3	1	1-0	1-3	L 7-8
7.	Kevin Cron	29	4/3	UTPA	Daniels	..1.	3	2	1-0	4-0	W 10-0
8.	Paul Hendrix	33	4/10	SFA	Gann	..1.	5	2	0-0	1-6	L 3-6
9.	Paul Hendrix	37	4/16	@ UTA	Hansen	..2.	8	1	0-0	7-3	W 11-4
10.	Derek Odell	45	5/2	@ USC	Wheatley	*0...	5	0	1-0	1-3	W 5-4
11.	Paul Hendrix	50	5/12	@ WVU	Means	..1.	3	2	2-2	2-4	W 16-6
12.	Kevin Cron	50	5/12	@ WVU	Paul	..1.	8	0	0-0	11-5	W 16-6
13.	Paul Hendrix	56	5/24	vs. WVU	Musgrave	0...	6	1	0-2	1-7	L 3-10

HOME RUN FACTS

At Home	2	Lead-off HR	1	1st Inning	1
On the road	10	Solo HR	4	2nd Inning	2
Neutral	1	Two-run HR	5	3rd Inning	3
vs. RHP	10	Three-run HR	3	4th Inning	1
vs. LHP	3	Grand Slam	1	5th Inning	2
vs. Big 12	3	By Freshmen	1	6th Inning	2
vs. Non-conf.	10	By Sophomores	4	7th Inning	0
With 0 outs	4	By Juniors	5	8th Inning	2
With 1 out	6	By Seniors	3	9th Inning	0
With 2 outs	3	Day	9	Extra	0
		Night	4		

MULTIPLE-HIT GAMES

Player	2	3	4	5+	Total	Career
Boomer White	12	5	—	—	17	17
Jantzen Witte	9	8	—	—	17	74
Cody Jones	7	5	—	—	12	12
Derek Odell	9	3	—	—	12	25
Keaton Jones	6	2	—	—	8	13
Kyle Bacak	5	—	1	—	6	6
Dylan Fitzgerald	4	1	—	—	5	5
Kevin Cron	5	—	—	—	5	22
Jerrick Suiter	5	—	—	—	5	15
Brett Johnson	3	—	—	—	3	11
Davy Wright	1	—	—	—	1	7
Team	74	26	1	—	101	

MULTIPLE-RBI GAMES

Player	2	3	4	5+	Total	Career
Derek Odell	9	2	—	—	11	17
Jantzen Witte	4	1	2	—	7	31
Paul Hendrix	3	3	1	—	7	7
Boomer White	3	2	—	—	5	5
Keaton Jones	4	—	—	—	4	5
Kevin Cron	2	1	1	—	4	13
Cody Jones	—	2	—	1	3	3
Jerrick Suiter	1	1	—	—	2	8
Dylan Fitzgerald	—	1	—	—	1	1
Team	29	14	4	1	48	

PINCH-HITTING

Player	AVG.	AB-H-RBI	2B-3B-HR	BB-SO
Kevin Cron	.667	3-2-1	0-0-0	1-1
Boomer White	.667	3-2-0	0-0-0	0-0
Paul Hendrix	.333	3-1-0	0-0-0	1-0
Brett Johnson	.250	4-1-3	1-0-0	0-0
Jerrick Suiter	.250	4-1-0	0-0-0	1-1
Axel Johnson	.200	5-1-1	0-0-0	1-1
Josh Gonzales	.143	14-2-0	2-0-0	1-3
Davy Wright	.125	8-1-0	0-0-0	0-2
Travis Hennessey	.111	9-1-1	0-0-0	1-2
Kevin Daniels	.077	13-1-0	0-0-0	2-0
Dylan Fitzgerald	.000	3-0-0	0-0-0	3-0
Paddy O'Brien	.000	2-0-0	0-0-0	0-0
Derek Odell	.000	1-0-0	0-0-0	1-1
Al Ralston	.000	1-0-0	0-0-0	0-1
Totals	.178	73-13-6	3-0-0	12-12

LONGEST STREAKS

Player	HITTING		REACHED BASE	
	2013	Career (Yr)	2013	Career (Yr)
Kyle Bacak	7	7 (2013)	8	8 (2013)
Kevin Cron	14	14 (2013)	14	14 (2013)
Kevin Daniels	1	1 (2013)	1	1 (2013)
Dylan Fitzgerald	6	6 (2013)	6	6 (2013)
Josh Gonzales	1	5 (2012)	1	8 (2012)
Paul Hendrix	9	9 (2013)	10	10 (2013)
Travis Hennessey	2	2 (2013)	3	3 (2013)
Axel Johnson	1	1 (2012, 13)	1	2 (2012)
Brett Johnson	5	6 (2011)	7	7 (2012, 13)
Cody Jones	5	5 (2013)	13	13 (2013)
Keaton Jones	5	5 (2013)	16	16 (2013)
Derek Odell	5	12 (2012)	7	12 (2012)
Al Ralston	0	1 (2012)	0	1 (2012)
Jerrick Suiter	4	10 (2012)	4	10 (2012)
Boomer White	7	7 (2013)	9	9 (2013)
Jantzen Witte	9	15 (2011)	13	24 (2011)
Davy Wright	2	4 (2010, 12)	5	7 (2012)

2013 SUPERLATIVES

STARTERS BY POSITION

PITCHER: Finnegan (15); Morrison (15); Mitchell (10); Crichton (6); Seidenberger (6); Teakell (3); Young (2)

CATCHER: Bacak (52), Suiter (5)

FIRST BASE: Odell (31); Cron (25); Wright (1)

SECOND BASE: Hendrix (37); Odell (18); Wright (2)

THIRD BASE: Witte (57)

SHORTSTOP: Jones (57)

LEFT FIELD: White (39); Suiter (8); Hendrix (4); B. Johnson (4); Fitzgerald (1); Daniels (1)

CENTER FIELD: C. Jones (57)

RIGHT FIELD: Fitzgerald (21); B. Johnson (17); Suiter (14); White (5)

DESIGNATED HITTER: Cron (25); Suiter (8); White (6); Gonzales (5); Wright (4); Hendrix (4); B. Johnson (2); Hennessey (2); Fitzgerald (1)

STARTERS BY BATTING ORDER

1. C. Jones (51); White (4); Odell (1); K. Jones (1)
2. White (40); Odell (6); Witte (5); Fitzgerald (3); Hendrix (1); Wright (1); K. Jones (1)
3. Witte (29); Hendrix (17); Cron (7); White (3); Odell (1)
4. Witte (23); Hendrix (16); Cron (11); Odell (4); Fitzgerald (2); White (1)
5. Odell (24); Cron (10); Suiter (8); B. Johnson (6); Fitzgerald (5); Hendrix (4)
6. Cron (19); Suiter (14); B. Johnson (7); Odell (5); Wright (3); Hendrix (3); Gonzales (2); K. Jones (2); White (1); Hennessey (1)
7. K. Jones (14); Fitzgerald (11); Odell (8); Suiter (7); Cron (3); B. Johnson (3); Wright (3); Hendrix (3); Gonzales (2); White (1); Daniels (1); Hennessey (1)
8. K. Jones (31); Bacak (13); C. Jones (4); Suiter (3); Fitzgerald (2); B. Johnson (2); Hendrix (1); Gonzales (1)
9. Bacak (39); K. Jones (8); B. Johnson (5); Suiter (3); C. Jones (2)

SCORE BY INNING

Inn.	1	2	3	4	5	6	7	8	9	Ex.	Tot.
TCU	26	18	32	46	24	35	20	25	18	2	246
Opp.	33	20	22	12	26	24	22	21	15	4	199

STARTING PITCHING

Brandon Finnegan (15)	4-11
Preston Morrison (15)	9-6
Andrew Mitchell (10)	6-4
Stefan Crichton (6)	3-3
Trevor Seidenberger (6)	3-3
Trey Teakell (3)	3-0
Alex Young (2)	1-1

INHERITED RUNNERS

Tejay Antone	0/4 (0%)
Stefan Crichton	0/6 (0%)
Travis Evans	7/28 (25%)
Riley Ferrell	1/11 (9%)
Brandon Finnegan	0/0 (0%)
Nick Frey	2/11 (18%)
Andrew Mitchell	3/6 (50%)
Justin Scharf	16/33 (48%)
Trevor Seidenberger	2/6 (33%)
Trey Teakell	3/9 (33%)
Alex Young	6/24 (25%)
Totals	40/138 (29%)

FIELDING BY POSITION:

PITCHERS

PLAYER	C	PO	A	E	FLD%	DPs	SBA	CSB	SBA%	PB	CI
Trey Teakell	17	7	10	0	1.000	2	0	1	.000	0	0
Justin Scharf	9	2	7	0	1.000	0	3	4	.429	0	0
Riley Ferrell	8	2	6	0	1.000	0	3	3	.500	0	0
Travis Evans	5	0	5	0	1.000	0	1	0	1.000	0	0
Tejay Antone	1	1	0	0	1.000	0	0	0	—	0	0
Brandon Finnegan	25	2	22	1	.960	0	11	6	.647	0	0
Preston Morrison	31	9	20	2	.935	0	6	4	.600	0	0
Trevor Seidenberger	14	2	11	1	.929	0	4	1	.800	0	0
Alex Young	10	1	8	1	.900	1	3	4	.429	0	0
Nick Frey	9	2	6	1	.889	1	1	1	.500	0	0
Stefan Crichton	6	2	3	1	.833	0	2	1	.667	0	0
Andrew Mitchell	16	3	10	3	.813	1	10	4	.714	0	0

CATCHERS

PLAYER	C	PO	A	E	FLD%	DPs	SBA	CSB	SBA%	PB	CI
Paddy O'Brien	10	10	0	0	1.000	0	1	0	1.000	0	0
Kyle Bacak	446	381	61	4	.991	2	39	19	.672	15	1
Jerrick Suiter	32	26	5	1	.969	0	4	2	.667	4	0

FIRST BASE

PLAYER	C	PO	A	E	FLD%	DPs	SBA	CSB	SBA%	PB	CI
Davy Wright	21	21	0	0	1.000	5	0	0	—	0	0
Kevin Cron	265	245	18	2	.992	12	0	0	—	0	0
Derek Odell	352	324	21	7	.980	22	0	0	—	0	0

SECOND BASE

PLAYER	C	PO	A	E	FLD%	DPs	SBA	CSB	SBA%	PB	CI
Davy Wright	14	6	8	0	1.000	2	0	0	—	0	0
Josh Gonzales	4	1	3	0	1.000	1	0	0	—	0	0
Paul Hendrix	180	71	101	8	.956	26	0	0	—	0	0
Derek Odell	91	22	63	6	.934	8	0	0	—	0	0

THIRD BASE

PLAYER	C	PO	A	E	FLD%	DPs	SBA	CSB	SBA%	PB	CI
Jantzen Witte	182	27	147	8	.956	9	0	0	—	0	0
Davy Wright	1	0	0	1	.000	0	0	0	—	0	0

SHORTSTOP

PLAYER	C	PO	A	E	FLD%	DPs	SBA	CSB	SBA%	PB	CI
Keaton Jones	262	75	175	12	.954	33	0	0	—	0	0
Paul Hendrix	3	1	0	2	.333	0	0	0	—	0	0

OUTFIELD

PLAYER	C	PO	A	E	FLD%	DPs	SBA	CSB	SBA%	PB	CI
Dylan Fitzgerald	49	46	3	0	1.000	1	0	0	—	0	0
Jerrick Suiter	30	30	0	0	1.000	0	0	0	—	0	0
Brett Johnson	29	29	0	0	1.000	0	0	0	—	0	0
Kevin Daniels	6	6	0	0	1.000	0	0	0	—	0	0
Travis Hennessey	2	2	0	0	1.000	0	0	0	—	0	0
Cody Jones	120	116	2	2	.983	0	0	0	—	0	0
Boomer White	42	40	1	1	.976	0	0	0	—	0	0
Paul Hendrix	5	4	0	1	.800	0	0	0	—	0	0
Axel Johnson	0	0	0	0	.000	0	0	0	—	0	0

2013 BIG 12 CONFERENCE INFO

2013 FINAL BIG 12 STANDINGS

	Big 12	Pct.	GB	H	A	Overall	Pct.	H	A	N
Kansas State!	16-8	.667	—	9-3	7-5	45-19	.703	27-7	13-10	5-2
Oklahoma State	13-10	.565	2.5	7-4	6-6	41-19	.683	24-7	8-7	9-5
Oklahoma*	13-11	.542	3.0	7-2	6-9	43-21	.672	25-6	9-12	9-3
West Virginia	13-11	.542	3.0	8-4	5-7	33-26	.559	15-5	12-14	6-7
Baylor	12-11	.522	3.5	9-3	3-8	27-28	.491	17-10	6-14	4-4
Kansas	12-12	.500	4.0	7-5	5-7	34-25	.576	17-6	8-14	9-5
TCU	12-12	.500	4.0	7-5	5-7	29-28	.509	16-14	11-12	2-2
Texas Tech	9-15	.375	7.0	5-7	4-8	26-30	.464	19-10	6-16	1-4
Texas	7-17	.292	9.0	4-8	3-9	27-24	.529	22-10	5-14	0-0

! Indicates the regular season champions.

* Indicates the Big 12 postseason tournament champions.



2013 FINAL BIG 12 STATISTICS

HITTING STATISTICS

Player	Avg.	GP-GS	AB	R	H	2B	3B	HR	RBI	TB	SLG%	BB	HBP	SO	GDP	OB%	SF	SH	SB-ATT
Kyle Bacak	.315	24-24	73	12	23	3	0	0	7	26	.356	6	3	9	2	.386	1	4	0-0
Jantzen Witte	.307	24-24	88	11	27	8	0	0	13	35	.398	15	1	13	2	.402	3	2	1-1
Paul Hendrix	.289	23-23	90	11	26	6	1	2	17	40	.444	9	0	23	4	.350	1	0	1-1
Boomer White	.286	24-24	91	7	26	6	1	2	17	40	.341	5	1	12	3	.323	2	6	2-3
Cody Jones	.267	24-24	86	16	23	2	1	0	3	27	.314	13	2	12	0	.376	0	8	5-8
Kevin Cron	.237	23-20	76	6	18	1	0	1	8	22	.289	5	5	19	2	.322	1	0	0-0
Derek Odell	.235	22-21	81	6	19	5	0	0	12	24	.296	4	0	7	3	.261	3	1	1-1
Keaton Jones	.200	24-24	85	7	17	3	0	0	8	20	.235	7	1	24	4	.269	0	2	1-1
Dylan Fitzgerald	.154	20-9	39	3	6	2	0	0	2	8	.205	6	1	14	1	.283	0	2	1-1

Brett Johnson	.290	15-7	31	5	9	2	1	0	6	13	.419	2	0	6	0	.333	0	1	0-0
Jerrick Suiter	.268	15-12	41	5	11	1	0	0	2	12	.293	4	0	10	2	.333	0	0	0-0
Davy Wright	.133	11-3	15	2	2	0	0	0	0	2	.133	0	2	7	0	.235	0	1	1-1
Josh Gonzales	.000	10-1	11	1	0	0	0	0	0	0	.000	1	0	3	1	.083	0	0	0-1
Kevin Daniels	.000	8-0	4	1	0	0	0	0	0	0	.000	1	0	0	0	.200	0	0	0-0
Travis Hennessey	.000	6-0	3	2	0	0	0	0	0	0	.000	1	0	2	0	.250	0	0	0-0
Totals	.254	24-24	814	95	207	38	3	3	89	260	.319	79	16	161	24	.328	11	27	13-18
Opponents	.244	24-24	820	76	200	27	5	3	64	246	.300	76	18	198	16	.320	4	18	26-43

LOB — Team (183), Opp. (194). DPs turned — Team (20), Opp. (26). CI — Team (1), Opp. (0). IBB — Team (7), Hendrix 2, Witte 1, Cron 1, Fitzgerald 1, Odell 1, Gonzales 1, Opp. (6). Picked Off — C. Jones (1).

PITCHING STATISTICS

Player	ERA	W-L	App.	GS	CG	SO/CB	SV	IP	H	R	ER	BB	SO	2B	3B	HR	AB	B/Avg.	WP	HBP	BK	SF	SH
Preston Morrison	1.23	4-2	8	8	0	0/1	0	58.1	49	12	8	11	33	4	0	0	216	.227	1	5	0	0	3
Brandon Finnegan	2.08	0-3	8	8	2	0/0	0	47.2	41	16	11	19	58	5	1	1	172	.238	3	0	0	1	5
Andrew Mitchell	5.06	0-1	8	6	0	0/0	0	26.2	29	18	15	18	29	4	1	1	101	.287	6	4	0	1	3

Trey Teakell	0.00	1-0	3	0	0	0/0	0	6.1	5	0	0	0	4	0	0	0	24	.208	1	0	0	0	0
Travis Evans	1.69	0-0	12	0	0	0/0	0	10.2	7	2	2	2	11	2	0	0	37	.189	0	2	0	0	3
Riley Ferrell	1.76	0-1	10	0	0	0/0	2	15.1	8	3	3	6	16	1	1	0	54	.148	3	0	0	0	2
Justin Scharf	1.93	1-0	11	0	0	0/0	1	9.1	13	3	2	6	2	3	0	0	34	.382	0	2	0	1	0
Alex Young	2.16	4-3	11	0	0	0/1	2	16.2	12	5	4	4	19	3	1	1	59	.203	0	2	1	0	0
Nick Frey	3.38	1-0	3	0	0	0/0	0	13.1	11	6	5	1	10	2	0	0	48	.229	1	1	0	1	1
T. Seidenberger	4.91	0-2	7	2	0	0/0	0	11.0	16	6	6	7	11	2	0	0	46	.348	2	1	0	0	1
Stefan Crichton	6.43	1-0	5	0	0	0/0	0	7.0	9	5	5	2	5	1	1	0	29	.310	1	1	0	0	0
Totals	2.47	12-12	24	24	2	1/1	5	222.1	200	76	61	76	198	27	5	3	820	.244	18	18	1	4	18
Opponent	3.43	12-12	24	24	2	3/1	4	223.0	207	96	85	79	161	38	3	3	814	.254	12	16	4	11	27

PB — Team (7), Bacak (5), Suiter (2) Opp. (4). Pickoffs — Team (6), Bacak (2), Mitchell (1); Finnegan (1), Ferrell (1), Morrison (1), Opp. (1). SBA/ATT — Bacak (25-35), Finnegan (8-14), Mitchell (5-7), Morrison (3-5), Young (2-4), Ferrell (2-3), Scharf (1-3), Crichton (1-2), Frey (1-2), Suiter (1-2), Seidenberger (2-2), Evans (1-1).

2013 BIG 12 CONFERENCE INFO/AWARDS

HITTING STATISTICS

School	Avg.	GP	AB	R	H	2B	3B	HR	RBI	TB	SLG%	BB	HBP	SO	GDP	OB%	SF	SH	SB-ATT
Kansas State	.322	64	2199	412	708	115	28	39	368	966	.439	244	96	363	46	.406	40	41	99-152
Oklahoma State	.283	60	2012	339	569	121	12	31	300	807	.401	245	68	392	43	.375	27	74	80-102
Oklahoma	.281	64	2171	351	611	104	19	32	314	849	.391	193	86	325	23	.358	33	77	61-93
West Virginia	.275	59	2018	295	555	96	11	32	264	769	.381	165	61	339	32	.345	21	31	68-106
Kansas	.268	59	1975	301	530	101	12	15	265	700	.354	208	52	322	34	.348	35	78	98-124
Baylor	.266	55	1862	269	496	75	10	15	242	636	.342	210	69	376	18	.357	28	35	70-101
Texas	.259	51	1655	196	429	69	19	12	182	573	.346	172	40	340	29	.341	13	51	51-67
Texas Tech	.259	56	1864	304	482	73	10	19	280	632	.339	244	69	407	32	.361	28	21	58-75
TCU	.246	57	1892	246	465	74	11	13	226	600	.335	220	46	362	42	.335	22	52	38-53

PITCHING STATISTICS

School	ERA	W-L	G	CG	SO/CB	SV	IP	H	R	ER	BB	SO	2B	3B	HR	AB	B/Avg.	WP	HBP	BK
Texas	2.63	27-24	51	3	8/7	11	449.0	370	163	131	137	319	65	14	7	1636	.226	28	41	3
TCU	2.78	29-28	57	3	6/6	10	514.1	432	199	159	159	449	70	12	12	1876	.230	51	55	3
Oklahoma	2.95	43-21	64	8	7/5	13	582.2	531	241	191	184	533	91	7	18	2167	.245	47	67	3
Oklahoma State	3.04	41-19	60	6	7/3	11	538.2	508	220	182	148	447	60	9	14	2030	.250	22	36	3
Kansas	3.45	34-25	59	3	9/8	14	535.1	520	263	205	193	353	89	17	16	2014	.258	32	42	5
West Virginia	3.88	33-26	59	6	6/3	11	523.2	507	280	226	212	354	95	13	25	1980	.256	35	74	4
Kansas State	3.91	45-19	64	3	2/2	19	569.0	569	287	247	187	381	107	25	30	2168	.262	45	44	3
Baylor	3.99	27-28	55	3	5/4	10	489.0	449	252	217	204	349	74	11	30	1804	.249	39	58	4
Texas Tech	4.86	26-30	56	3	6/5	11	491.0	544	291	265	204	383	116	13	27	1882	.289	44	67	11

FROGS IN THE NATIONAL RANKINGS	
TEAM RANKINGS:	
K:BB Ratio	10
WHIP	11
Earned Run Average	13
Hits/9	15
K/9	24
BB/9	26
Fielding Percentage	55
Sac Bunts	64
BB	86
Double Plays Turned	99
Batting Average	270
INDIVIDUAL RANKINGS:	
PRESTON MORRISON:	
ERA	12
WHIP	27
BB/9	52
Hits/9	97
BRANDON FINNEGAN:	
K/9	34
Strikeouts	90

2013 BIG 12 CONFERENCE HONORS

PLAYER OF THE YEAR

Ross Kivett, Kansas State

RP Jake Matthys, Kansas State
RP Vince Wheeland, Oklahoma State

IF; Boomer White, OF

Texas: Ty Marlow, IF/RHP
Texas Tech: Jarrard Poteete, DH; Trey Masek, RHP
West Virginia: Bobby Boyd, OF; Billy Fleming, IF; Alan Filauro, C; Jacob Rice, OF; Brady Wilson, OF; Ryan Tuntland, IF

PITCHER OF THE YEAR

Harrison Musgrave, West Virginia

SECOND TEAM

IF Lawton Langford, Baylor
IF Tanner Krieteimer, Oklahoma State
IF Jantzen Witte, TCU
IF Jake Barrios, Texas Tech
IF Ryan McBroom, West Virginia
C Victor Romero, Oklahoma State
OF Michael Suiter, Kansas
OF Craig Aikin, Oklahoma
OF Max White, Oklahoma
DH Matt Frazer, West Virginia
UT Randy McMurry, Oklahoma State
SP Dillon Overton, Oklahoma
SP Jason Hursh, Oklahoma State
SP Dillon Peters, Texas
RP Crayton Bare, Baylor
RP Jacob Evans, Oklahoma
RP Alex Young, TCU

ALL-FRESHMAN TEAM

P Jake Matthys, Kansas State
P Levi MaVorhis, Kansas State
OF Craig Aikin, Oklahoma
P Jacob Evans, Oklahoma
P Ralph Garza, Oklahoma
C Anthony Hermelyn, Oklahoma
IF Donnie Walton, Oklahoma State
P Riley Ferrell, TCU
OF Boomer White, TCU
P Alex Young, TCU
IF C.J. Hinojosa, Texas
DH Jarrard Poteete, Texas Tech

NEWCOMER OF THE YEAR

Jordan Piche', Kansas

FRESHMAN OF THE YEAR

Jake Matthys, Kansas State

SCHOLAR-ATHLETES OF THE YEAR

Jantzen Witte, TCU
Jared King, Kansas State

COACH OF THE YEAR

Brad Hill, Kansas State

FIRST TEAM

IF Cal Towey, Baylor
IF Shane Conlon, Kansas State
IF Austin Fisher, Kansas State
IF Ross Kivett, Kansas State
IF Matt Oberste, Oklahoma
C Blair DeBord, Kansas State
OF Jared King, Kansas State
OF Zach Fish, Oklahoma State
OF Mark Payton, Texas
DH Nathan Orf, Baylor
UT Tanner Witt, Kansas State
SP Jonathan Gray, Oklahoma
SP Preston Morrison, TCU
SP Harrison Musgrave, West Virginia
RP Jordan Piche', Kansas

HONORABLE MENTION

Baylor: Max Garner, RHP; Jake Miller, INF; Dillon Newman, RHP; Grayson Porter, OF
Kansas: Alex DeLeon, INF; Kaiana Eldredge, C; Kevin Kuntz, IF; Justin Protacio, IF; Dakota Smith, OF; Thomas Taylor, RHP
Kansas State: Jon Davis, OF
Oklahoma: Anthony Hermelyn, C; Jack Mayfield, IF
Oklahoma State: Brendan McCurry, UT; Tyler Nurdin, LHP; Mark Robinette, RHP; Saulyer Saxon, OF; Donnie Walton, INF
TCU: Brandon Finnegan, LHP; Paul Hendrix,



TCU

BASEBALL

**TCU
BASEBALL
HISTORY**

HORNED FROG TEAM RECORDS

HITTING

BATTING AVERAGE

Season334 (2010)

SLUGGING PERCENTAGE

Season551 (2010)

LEFT ON BASE

Season 573 (1996)

AT BATS

Game 64 vs. Creighton (4-4-72)

Season 2,427 (2010)

RUNS

Game 30 vs. Louisville (5-16-03)

Season 574 (2010)

HITS

Game 35 vs. Louisville (5-16-03)

Season 811 (2010)

RBI

Game 29 vs. Iowa State (3-15-01)

Season 519 (2010)

DOUBLES

Game 9 @ UT Pan American (4-11-09)

9 vs. New Mexico (3-21-99)

Season 178 (2010)

TRIPLES

Game 4 vs. Fresno St. (4-7-00)

4 vs. Texas A&M (4-6-57)

Season 33 (1998, 2001)

HOME RUNS

Game 9 @ New Mexico (5-9-10)

9 @ Charlotte (4-23-05)

9 vs. Iowa State (3-15-01)

Season 101 (2010)

TOTAL BASES

Game 67 @ New Mexico (5-9-10)

Season 1,338 (2010)

STOLEN BASES

Game 10 vs. Texas A&M (5-12-56)

Season 134 (1996)

SACRIFICES

Game 7 vs. San Diego State (4-1-10)

Season 104 (2010)

WALKS

Game 22 vs. Rice (4-16-48)

Season 382 (1996)

HIT BY PITCH

Game 6 vs. Dayton (6-2-12)

6 vs. Dallas Baptist (2-5-04)

6 vs. UT-Arlington (2-5-99)

6 vs. UT-Arlington (2-2-98)

Season: 91 (2011)

FIELDING

FIELDING PERCENTAGE

Season976 (2008)

PUTOUTS

Game 51 vs. Creighton (4-4-72)

Season 1,823 (2010)

ASSISTS

Game 23 vs. Hawai'i (4-16-01)

Season 786 (2008)

ERRORS

Game 9 vs. Oklahoma (4-12-05)

Season 130 (1996)

DOUBLE PLAYS

Game 5 vs. San Diego State (5-20-12)

Season 71 (2010)

PITCHING

EARNED RUN AVERAGE

Season 1.71 (1972)

MOST RUNS ALLOWED

Game 26 vs. SW Missouri St. (4-8-90)

Season 464 (1996)

FEWEST RUNS ALLOWED PER GAME

Season 2.12 (1972)

MOST HITS ALLOWED

Game 26 (2 times)

Season 670 (2004)

FEWEST HITS ALLOWED

Season 237 (1972)

STRIKEOUTS

Game 19 vs. Manhattan (3-4-05)

Season 553 (2010)

WALKS

Game 15 vs. Oklahoma St. (3-31-87)

Season 382 (1996)

SAVES

Season 21 (2006)

MOST INNINGS

Game 17 vs. Creighton (4-4-72)

Season 607.2 (2010)

TEAM

MOST GAMES PLAYED 68 (2010).

MOST VICTORIES 54 (2010)

MOST LOSSES 35 (1987)

WINNING PCT.840 (21-4) (1963)

LARGEST MARGIN OF VICTORY

..... 28 vs. Louisville (30-2) (5-16-03)

FROGS IN NCAA RECORD BOOK

CONSECUTIVE TIMES ON BASE

17..... Lew Williams (1987)

(16 times vs. Rice, 1 vs. N. Texas)

TEAM WALKS IN AN INNING

11..... vs. Dallas Baptist (2-23-98)

INDIVIDUAL WALKS IN AN INNING

3 Jeff Yarbrough vs. Dallas Baptist (2-23-98)



Jeff Yarbrough holds the NCAA record for most walks in an inning, drawing three in a 1998 contest against Dallas Baptist.



Sam Demel was instrumental in the Frogs setting a season record of 21 saves in 2006. He finished as the all-time save leader at TCU.

INDIVIDUAL SEASON RECORDS

GAMES PLAYED

68	Bryan Holaday (2010)
68	Matt Curry (2010)
67	Aaron Schultz (2010)
67	Jason Coats (2010)
67	Brad Wallace (1996)
67	David Johnson (1996)
67	Matt Howe (1996)

AT-BATS

279	Bryan Holaday (2010)
274	Jason Coats (2010)
266	Ben Carruthers (2008)
262	Bryan Kervin (2007)
262	Brad Wallace (1996)

RUNS SCORED

77	Sam Lunsford (1996)
75	Royce Huffman (1999)
72	Bryan Holaday (2010)
72	Chris Connally (1998)
71	Sam Lunsford (1998)
71	Chris Connally (1997)

HITS

99	Bryan Holaday (2010)
99	Jason Coats (2010)
97	Chad Huffman (2004)
94	Terry Trofholz (2002)
94	Royce Huffman (1999)

BATTING AVG. (MIN. 150 AB)

.465	Mike Ramsey (1985)
.441	Terry Trofholz (2002)
.422	Royce Huffman (1999)
.420	Royce Huffman (1998)
.414	Chris Connally (1997)

RUNS BATTED IN

80	Chris Connally (1998)
77	Royce Huffman (1998)
72	Chris Connally (1997)
72	Tommy Crain (1974)
71	Austin Adams (2007)
71	Chad Huffman (2006)
71	Tom Hardgrove (1989)

DOUBLES

26	Matt Curry (2010)
24	Bryan Holaday (2010)
23	Jason Coats (2010)
23	Matt Carpenter (2009)
21	Jantzen Witte (2011)
21	Chris Ellington (2008)
21	Andrew Walker (2007)
21	Stuart Musslewhite (2005)
21	Jeff McCurdy (1996)
21	David Johnson (1996)

TRIPLES

9	Bernard Walker (1986)
8	Rudy Rivera (2001)
8	Erick Macha (2000)
8	Paul Gonzalez (1989)
8	Bubba Jackson (1986)

HOME RUNS

23	Chris Connally (1997)
23	Tom Hardgrove (1989)
21	Chris Thomsen (1991)
19	Ryan Dunn (1997)
18	Matt Curry (2010)
18	Chad Huffman (2006)

TOTAL BASES

176	Bryan Holaday (2010)
171	Chris Connally (1997)
169	Jason Coats (2010)
168	Matt Curry (2010)
167	Chris Connally (1998)

STOLEN BASES

44	Darren Thorpe (1989)
43	Darren Thorpe (1990)
34	Fred Benavides (1987)
33	Bernard Walker (1986)
32	Sam Lunsford (1996)

SLUGGING PCT. (MIN 150 AB)

.864	Chris Connally (1997)
.783	Royce Huffman (1998)
.748	Tommy Crain (1974)
.742	Chad Huffman (2006)
.742	Chris Connally (1998)
.742	Mike Ramsey (1985)

WALKS

57	Matt Curry (2010)
54	Sam Lunsford (1996)
53	Ryan Dunn (1996)
53	Darren Thorpe (1989)
52	Shawn Stank (1994)

HIT BY PITCH

25	Levi Groomer (2000)
21	Ben Carruthers (2008)
20	Chad Huffman (2004)
19	Mark Silva (1999)
18	Taylor Featherston (2011)
18	Clint Arnold (2007)
18	Shelby Ford (2005)
18	Shelby Ford (2004)

STRIKEOUTS

67	Walter Olmstead (2001)
64	Walter Olmstead (2002)
62	Ryan Dunn (1996)
60	Jerome Pena (2011)
59	Brance Rivera (2011)
59	Brad Wallace (1996)

SACRIFICES

19	Hunt Woodruff (2008)
18	Aaron Schultz (2010)
18	Bryan Kervin (2006)
16	Keaton Jones (2012)
16	Jantzen Witte (2010)

PUTOUTS

625	Matt Curry (2010)
520	Walter Olmstead (2001)
511	Walter Olmstead (2002)
500	Joe Weik (2011)
494	Bryan Holaday (2010)

ASSISTS

203	Ben Carruthers (2008)
197	Taylor Featherston (2010)
190	Jerome Pena (2010)
183	Brad Wallace (1996)
181	Bryan Kervin (2008)

PITCHING APPEARANCES

38	Justin Scharf (2012)
33	Jeff Baker (1994)
32	Sam Demel (2007)
32	Robbie Findlay (2004)
31	Travis Barr (1991)
31	Tim Grieve (1994)
31	Chad Underwood (2005)

GAMES STARTED

19	Kyle Winkler (2010)
18	Matt Purke (2010)
18	Steven Maxwell (2010)
18	Flint Wallace (1996)
18	Clayton Jerome (2004)

VICTORIES

16	Matt Purke (2010)
15	Lance Broadway (2005)
14	Jake Arrieta (2006)
12	Kyle Winkler (2010)
11	Steven Maxwell (2010)
11	Chris Johnson (2007)
11	Frank Johnstone (1974)
11	Frank Johnstone (1972)
11	Lance Brown (1963)

INNINGS PITCHED

117.0	Lance Broadway (2005)
116.2	Kyle Winkler (2010)
116.1	Matt Purke (2010)
114.2	Shawn Thompson (1998)
114.1	Mickey McCarty (1967)

COMPLETE GAMES

11	Kenny Benedict (1977)
10	Frank Johnstone (1973)
10	Frank Johnstone (1972)
10	Jess Cole (1972)
10	Lance Brown (1963)
10	Mickey McCarty (1967)

STRIKEOUTS

151	Lance Broadway (2005)
142	Matt Purke (2010)
125	Brad Furnish (2006)
120	Tim Mauser (1988)
115	Scott Atchison (1999)

EARNED RUN AVERAGE

1.11	Tommy Gramly (1966)
1.25	Frank Johnstone (1972)
1.46	Rod Monahan (1970)

SAVES

13	Sam Demel (2007)
11	Robbie Findlay (2004)
10	Tim Grieve (1994)
9	Eric Marshall (2009)
9	Andrew Cashner (2008)
9	Craig Farmer (1992)



Justin Scharf broke the school record for mound appearances with 38 in 2012. Jeff Baker's mark of 33 had stood since 1994.

INDIVIDUAL CAREER RECORDS

GAMES PLAYED

241	Matt Carpenter (2005-09)
234	Jason Coats (2009-12)
234	Austin Adams (2004-07)
217	Sam Lunsford (1995-98)
213	Royce Huffman (1996-99)

AT-BATS

909	Jason Coats (2009-12)
843	Matt Carpenter (2005-09)
793	Royce Huffman (1996-99)
793	Sam Lunsford (1995-98)
787	Jantzen Witte (2010-13)

RUNS SCORED

232	Sam Lunsford (1995-98)
229	Royce Huffman (1996-99)
192	Jason Coats (2009-12)
180	Chad Huffman (2004-06)
176	Matt Carpenter (2005-09)

HITS

317	Royce Huffman (1996-99)
304	Jason Coats (2009-12)
263	Matt Carpenter (2005-09)
263	Chad Huffman (2004-06)
262	Austin Adams (2004-07)

BATTING AVG. (MIN. 250 AB)

.421	Mike Ramsey (1984-85)
.400	Royce Huffman (1996-99)
.395	Chris Connally (1997-98)
.378	Scott Malone (1990-92)
.374	Chad Huffman (2004-06)

RUNS BATTED IN

225	Royce Huffman (1996-99)
202	Jason Coats (2009-12)
175	Austin Adams (2004-07)
168	Chad Huffman (2004-06)
159	Matt Carpenter (2005-09)

DOUBLES

69	Jason Coats (2009-12)
63	Jantzen Witte (2010-13)
59	Royce Huffman (1996-99)
57	Matt Carpenter (2005-09)
50	Matt Vern (2006-09)

TRIPLES

17	Erick Macha (1999-2001)
14	Brad Wallace (1992-96)
13	Taylor Featherston (2009-11)
13	Mike Losa (1988-92)
12	Jason Coats (2009-12)
12	Bernard Walker (1985-86)

HOME RUNS

44	Royce Huffman (1996-99)
40	Chris Connally (1997-98)
39	Chad Huffman (2004-06)
36	Ryan Dunn (1995-97)
34	Paul Gonzalez (1988-90)

TOTAL BASES

528	Royce Huffman (1996-99)
496	Jason Coats (2009-12)
439	Chad Huffman (2004-06)
417	Austin Adams (2004-07)
416	Bryan Holaday (2008-10)

SLUGGING PCT. (MIN 250 AB)

.799	Chris Connally (1997-98)
.666	Royce Huffman (1996-99)
.624	Chad Huffman (2004-06)
.619	Mike Ramsey (1984-85)
.614	Jeff Newman (1968-70)

WALKS

158	Royce Huffman (1996-99)
150	Matt Carpenter (2005-09)
143	Sam Lunsford (1995-98)
127	Ryan Dunn (1995-97)
123	Trey Brooks (1978-81)

STRIKE OUTS

172	Matt Vern (2006-09)
160	Ryan Dunn (1995-97)
152	Walter Olmstead (2000-02)
142	Brad Wallace (1992-96)
141	Austin Adams (2004-07)

STOLEN BASES

94	Darren Thorpe (1986, 88-90)
91	Sam Lunsford (1995-98)
64	Jeff Yarbrough (1995-98)
56	Bernard Walker (1985-86)
53	Terry Trofholz (2001-03)

SACRIFICES

41	Jantzen Witte (2010-13)
40	Bryan Kervin (2006-08)
33	Terry Trofholz (2001-03)
30	Brent Barker (1983-86)
29	Aaron Schultz (2008-11)
29	Sam Lunsford (1995-98)

PUTOUTS

1,371	Matt Vern (2006-09)
1,284	David Wallace (1996-99)
1,249	Bryan Holaday (2008-10)
1,218	Sam Lunsford (1995-98)
1,160	Tommy Crain (1974-76)

ASSISTS

554	Taylor Featherston (2009-11)
515	Trey Brooks (1978-81)
492	Ben Carruthers (2006-09)
492	Bryan Kervin (2006-08)
481	Brad Wallace (1992-96)

PITCHING APPEARANCES

96	Trent Appleby (2008-11)
88	Tyler Lockwood (2007-10)
85	Stan Newton (1998-2001)
78	Travis Barr (1989-91)
77	Tim Grieve (1990, 92-94)

GAMES STARTED

54	Clayton Jerome (2001-04)
54	Shawn Thompson (1971-74)
47	Frank Johnstone (1971-74)
46	Kyle Winkler (2009-11)
45	Derek Lee (1994-97)
45	Chris Bradshaw (1990, 92-94)
45	Reuben Tomlin (1975-78)

VICTORIES

38	Frank Johnstone (1971-74)
28	Clayton Jerome (2001-04)
27	Kyle Winkler (2009-11)
27	Scott Atchison (1995-99)
23	Jake Arrieta (2006-07)
23	Shawn Thompson (1997-2000)

INNINGS PITCHED

386.0	Clayton Jerome (2001-04)
378.0	Frank Johnstone (1971-74)
371.2	Shawn Thompson (1997-2000)
304.0	Scott Atchison (1995-99)
299.2	Chris Bradshaw (1998-2001)

COMPLETE GAMES

37	Frank Johnstone (1971-74)
20	Reuben Tomlin (1975-78)
18	Brian Ohnoutka (1983-85)

STRIKE OUTS

336	Shawn Thompson (1997-2000)
312	Clayton Jerome (2001-04)
307	Scott Atchison (1995-99)
299	Frank Johnstone (1971-74)
271	Sam Demel (2005-07)

WALKS

153	Cameron Young (1977-80)
145	Brian Ohnoutka (1983-85)
130	Kelly Johns (1991-93)

EARNED RUN AVERAGE

1.11	Tommy Gramly (1966)
1.50	Chuck Machemehl (1967-68)
1.62	Lance Broadway (2005)
1.63	Mickey McCarty (1967-68)

SAVES

20	Sam Demel (2005-07)
15	Travis Barr (1989-91)
14	Tim Grieve (1990, 92-94)
13	Robbie Findlay (2002-04)
12	Craig Farmer (1991-94)
12	Stan Newton (1998-2001)



Jason Coats left his mark on the record book, ranking in the top five of most offensive categories.

2014 TCU BASEBALL

BATTING STATISTICS SINCE 1966

YEAR	GP	AVG.	AB	R	H	2B	3B	HR	RBI	TB	SLG%	OB%	SB	BB	HBP	SO	SF	SH	PO	A	E	PCT
1966	31	.278	1078	208	300	56	8	20	174	432	.401	—	43	169	14	196	—	30	848	307	41	.966
1967	30	.276	990	173	273	40	5	24	151	395	.399	—	21	156	7	148	—	34	775	333	49	.958
1968	29	.278	980	177	272	53	8	27	146	422	.431	—	30	130	11	228	—	23	755	313	57	.950
1969	30	.304	963	195	293	37	7	24	174	416	.432	—	19	125	—	151	—	—	728	295	58	.939
1970	32	.260	988	132	257	31	10	15	118	353	.357	—	31	119	16	203	—	30	770	250	53	.950
1971	41	.261	1226	399	321	50	8	25	185	462	.377	—	27	147	—	172	—	—	—	—	—	—
1972	42	.276	1193	189	331	45	13	20	153	462	.387	—	33	177	13	213	—	21	914	402	52	.961
1973	43	.268	1235	228	331	57	10	26	191	486	.394	—	48	188	7	238	—	22	995	485	53	.965
1974	48	.313	1462	314	457	57	9	49	270	679	.464	—	61	215	13	212	—	26	1111	442	67	.958
1975	46	.276	1411	267	390	61	13	33	230	576	.408	—	39	194	15	168	—	—	1183	452	77	.955
1976	46	.282	1346	233	380	57	11	33	206	558	.415	—	58	170	18	203	—	—	1061	465	62	.961
1977	45	.275	1362	247	375	58	6	14	217	487	.358	.380	51	199	21	169	6	9	1025	368	85	.949
1978	47	.265	1392	242	360	53	10	37	201	544	.391	.375	42	229	13	217	10	26	1051	441	75	.952
1979	45	.267	1259	213	336	64	6	29	178	499	.396	.369	51	178	8	163	11	26	996	496	66	.958
1980	49	.290	1417	282	411	91	12	27	249	607	.428	.414	46	268	10	170	13	48	1108	477	82	.951
1981	46	.259	1269	224	329	51	15	22	198	491	.387	.379	78	216	8	206	13	33	1031	534	68	.958
1982	43	.254	1194	199	303	46	5	19	167	416	.348	.376	40	197	15	196	13	27	960	447	96	.936
1983	51	.301	1580	306	475	79	21	27	280	680	.430	.400	42	223	16	225	13	29	1184	477	84	.952
1984	47	.304	1454	277	442	73	13	24	234	613	.422	.414	98	228	14	215	18	27	1129	493	84	.951
1985	52	.306	1523	318	466	63	19	32	283	663	.435	.409	91	223	16	218	15	22	1188	533	62	.965
1986	60	.321	1879	421	603	91	31	32	366	852	.453	.430	101	266	29	275	37	39	1418	634	92	.957
1987	59	.289	1834	342	530	88	13	41	294	767	.418	.387	86	243	16	299	21	20	1384	542	97	.952
1988	59	.293	1863	334	545	94	19	46	298	815	.437	.395	42	254	20	314	26	21	1419	562	100	.952
1989	59	.282	1765	393	497	86	25	59	335	810	.459	.403	108	298	16	334	26	16	1379	534	77	.961
1990	59	.302	1869	378	564	89	25	55	318	868	.464	.402	133	264	13	312	21	25	1421	524	129	.938
1991	59	.290	1832	337	531	88	18	52	281	811	.443	.387	46	242	22	274	16	29	1434	576	94	.955
1992	55	.277	1759	267	487	80	12	30	237	681	.387	.373	54	215	23	274	20	32	1379	505	86	.956
1993	56	.302	1809	397	546	101	30	63	348	866	.479	.407	52	253	31	335	22	15	1364	506	89	.955
1994	60	.308	2011	486	619	120	24	69	434	809	.402	.429	58	351	34	353	24	22	1521	655	98	.957
1995	56	.281	1775	367	498	103	18	43	316	766	.432	.397	99	325	30	369	19	19	1362	585	115	.944
1996	67	.320	2306	538	739	151	23	58	478	1110	.481	.424	134	382	57	448	32	26	1683	762	130	.950
1997	53	.324	1851	437	600	108	18	75	391	969	.524	.411	59	252	43	356	30	19	1347	635	112	.947
1998	56	.308	1947	481	599	108	33	76	440	1001	.514	.408	98	297	52	405	28	16	1460	614	61	.971
1999	58	.308	2024	473	623	130	22	66	435	995	.492	.412	71	303	83	375	38	26	1537	591	100	.955
2000	56	.291	1885	310	548	112	24	44	279	840	.446	.372	69	189	69	375	22	36	1445	640	96	.956
2001	60	.309	2058	387	635	117	33	50	348	968	.470	.383	57	221	42	373	21	35	1542	684	70	.970
2002	59	.304	1996	390	606	111	21	51	354	912	.457	.378	88	196	55	349	23	48	1513	629	66	.970
2003	57	.307	1958	403	602	117	20	60	368	939	.480	.382	79	203	50	367	29	34	1470	571	79	.963
2004	65	.294	2245	427	660	119	13	73	380	1024	.456	.379	63	229	88	415	15	27	1703	643	93	.962
2005	61	.310	2197	454	680	144	14	75	411	1077	.490	.393	43	246	67	435	17	29	1622	616	93	.960
2006	62	.311	2149	431	669	124	13	62	397	975	.454	.401	62	268	68	408	20	53	1648	606	74	.968
2007	62	.310	2167	458	672	135	17	64	411	1033	.477	.390	65	207	89	340	19	51	1656	709	61	.975
2008	63	.301	2149	415	647	134	17	67	375	926	.431	.381	60	222	76	310	33	62	1702	786	62	.976
2009	58	.308	2015	418	621	134	21	67	375	998	.495	.387	59	228	54	386	34	46	1553	718	73	.969
2010	68	.334	2427	574	811	178	23	101	519	1338	.551	.410	72	269	73	474	41	63	1823	773	78	.971
2011	62	.306	2144	416	655	141	24	50	375	994	.464	.387	78	217	91	396	38	51	1681	729	84	.966
2012	62	.271	2084	360	564	99	16	39	311	812	.390	.358	63	235	59	422	22	42	1666	709	84	.966
2013	57	.246	1893	246	465	74	11	13	225	600	.317	.335	38	220	46	362	22	51	1543	731	65	.972

BATTING AVERAGE

1966	Jimmy Duffy	.343
1967	Richard Hooper	.377
1968	Larry Peel	.351
1969	Dick Gage	.375
1970	Mike Marion	.389
1971	Glenn Monroe	.353
1972	Jimmy Torres	.343
1973	Phil Turner	.388
1974	Tommy Crain	.401
1975	Tommy Crain	.396
1976	Gene Burton	.353
1977	Biff LeFevre	.349
1978	Steve Houk	.346
1979	Don Peterson	.347
1980	Scott Ringnald	.361
1981	Tom Houk	.333
1982	Denny Day	.318
1983	John Herrick	.359
1984	Johnny Morgan	.380
1985	Mike Ramsey	.465
1986	Bubba Jackson	.357
1987	Lew Williams	.348
1988	Paul Gonzalez	.337
1989	Rob Jones	.311
1990	Scott Malone	.358
1991	Scott Malone	.385
1992	Scott Malone	.394
1993	Adam Robson	.378
1994	Darren Tawwwater	.343
1995	Jason McClure	.327
1996	Jeff McCurdy	.365
1997	Chris Connally	.414
1998	Royce Huffman	.420
1999	Royce Huffman	.422
2000	Mark Hamilton	.370
2001	Erick Macha	.350
2002	Terry Trofholz	.441
2003	Jake Duncan	.368
2004	Chad Huffman	.383
2005	Shelby Ford	.370
2006	Chad Huffman	.388
2007	Keith Conlon	.399
2008	Clint Arnold	.378
2009	Matt Vern	.360
2010	Jason Coats	.361
2011	Taylor Featherston	.335
2012	Kevin Cron	.338
2013	Boomer White	.314
	2011 Jantzen Witte	.84
	2012 Josh Elander	.70
	2013 Jantzen Witte	.61

HITS

1966	Jimmy Duffy	44
1967	Richard Hooper	40
1968	Jeff Newman	42
1969	Dick Gage	42
1970	Glenn Monroe	34
1971	Phil Turner	37
1972	Jimmy Torres	48
1973	Tom Butler	50
1974	Tommy Crain	67
1975	Tommy Crain	59
1976	Gene Burton	55
1977	Biff LeFevre	57
1978	Trey Brooks	45
1979	John Shelley	45
1980	Don Peterson	52
1981	Scott Ringnald	53
1982	Trey Brooks	47
1983	Carlos Barrett	37
1984	John Herrick	60
1985	Mike Ramsey	55
1986	Mike Ramsey	72
1987	Tony Wilmot	73
1988	Lew Williams	69
1989	Paul Gonzalez	69
1990	Tom Hardgrove	60
1991	Mike Losa	78
1992	Scott Malone	82
1993	Chris Thomsen	82
1994	Adam Robson	68
1995	Darren Tawwwater	68
1996	Jason McClure	64
1997	David Johnson	89
1998	Chris Connally	82
1999	Royce Huffman	89
2000	Royce Huffman	94
2001	Mark Hamilton	74
2002	Erick Macha	85
2003	Terry Trofholz	94
2004	Jake Duncan	81
2005	Chad Huffman	97
2006	Chad Huffman	85
2007	Keith Conlon	85
2008	Bryan Kervin	85
2009	Austin Adams	78
2010	Clint Arnold	90
2011	Chris Ellington	78
2012	Chris Ellington	99
2013	Bryan Holaday	99
	2011 Jason Coats	99
	2012 Jantzen Witte	84
	2013 Josh Elander	70
	2013 Jantzen Witte	61

HOME RUNS

1966	Mickey Yates	7
1967	Mickey Yates	

INDIVIDUAL ACCOMPLISHMENTS

TCU NO-HITTERS

Date	Pitcher(s)	Innings	Opponent
1954	Robert McDaniel	5	Rice
2-22-72	Jess Cole	7	UT Arlington
3-28-72	Sonny Cason	5	South Dakota State
	Jess Cole	2	
3-4-75	Reuben Tomlin	7	Texas Lutheran
3-17-85	Kight Higgins	7	Southwestern
2-7-95	Toby Dollar	3	Abilene Christian
	Derek Lee	2	
	Scott Atchison	2	
	Flint Wallace	2	
3-23-01	Chris Bradshaw	9	Hawaii-Hilo
2-19-06	Brad Furnish	7	Stephen F. Austin
4-10-09	Walker Kelly	4	UT Pan American
	Taylor Cragin	2	
	Tyler Lockwood	2	
	Eric Marshall	1	



Perfect Game
John Grace
7 IP • 4 Ks • 0 BB
4-8-72 vs. UT Pan American
 * First and only perfect game in TCU baseball history.

UTPA	0	0	0	0	0	0	0	0	2
TCU	1	0	0	0	1	0	x	2	8
	W - Grace (3-1)					L - Newman			

TCU ONE-HITTERS

Date	Pitcher(s)	Innings	Opponent
1954	Tommy Hill	7	Rice
3-25-70	Bob Shaw	9	SMU
3-6-73	Frank Johnstone	7	Texas Wesleyan
2-25-75	Ed Owens	7	UT-Arlington
3-21-78	Greg Meyer	7	Kent
2-25-84	Wayne Stephens	2	Trinity
	Dan Critser	2	
	Bryan Ballantyne	1	
	John Partridge	1	
	Micky Kazmierski	1	
3-17-85	Brian Ohnoutka	7	Southwestern
3-11-86	Dwayne Williams	9	Oklahoma City
2-24-90	Britt Shoptaw	7	College of the Southwest
4-21-90	Jared Shope	7	Texas A&M
3-6-93	Jeff Zimmerman	7	College of the Southwest
1-27-96	David Meyer	5	Hawaii-Hilo
	Scott Atchison	4	
3-12-96	Derek Lee	5	Sam Houston State
	Erik Brown	2	
4-6-96	Derek Lee	7	Baylor
4-11-09	Greg Holle	3	UT Pan American
	Sean Hoelscher	3	
	Kaleb Merck	2	
	Derek VerHagen	1	
2-19-11	Kyle Winkler	7	Kansas
	Erik Miller	2	
5-20-12	Preston Morrison	9	San Diego State



Seven Hits In One Game
Brad Wallace
7-for-7 • 3 2B • 1 3B
4 RBI • 4 Runs
3-6-96 vs. Maine

- 1st — Singled and scored
- 2nd — Singled, 2 RBI, scored
- 3rd — Doubled and scored
- 4th — Singled, RBI
- 5th — Tripled
- 6th — Doubled
- 7th — Doubled, RBI, scored



Home Run Cycle
Chris Thomsen
5 HR • 3-1-91
vs. NE Louisiana (DH)
 Game 1: 3-for-4, 3 HR, 6 RBI
 Game 2: 2-for-3, 2 HR, 5 RBI

THREE HOME RUN GAMES

Date	Player	Opponent	Final Score
4-4-61	Leon Blaze	Texas	L 15-13
2-23-88	Brad Firestone	North Texas	W 18-0
4-24-90	Paul Gonzalez	Dallas Baptist	W 8-7
3-6-91	Chris Thomsen	Northeast Louisiana	W 10-1
4-27-97	Mark Silva	New Mexico	W 13-5
4-18-98	Royce Huffman	San Diego State	W 17-7
5-14-98	Chris Connally	Rice	L 10-5
3-4-03	Jake Duncan	Oklahoma	L 13-6
4-30-04	Kyle Dahlberg	Louisville	W 18-11
4-23-05	Austin Adams	Charlotte	W 27-7
4-11-10	Jason Coats	Houston	W, 12-2

GAME ONE

- 1st — Inside-the-Park HR
- 2nd — 3-run HR
- 4th — 2-run HR
- 6th — Flied to right

GAME TWO

- 2nd — Walked
- 4th — Solo HR
- 6th — Grand Slam
- 8th — Flied to right

POSTSEASON TEAM AWARDS

GARRY WILLIAMS MOST VALUABLE PLAYER

1987..... Fred Benavides, SS
 1988..... Steve Stone, C
 1989..... Tom Hardgrove, 1B
 1990..... Mike Losa, OF
 1991..... Chris Thomsen, 1B
 1992..... Scott Malone, 1B
 1993..... Johnny Cardenas, C
 1994..... Shannon Coulter, SS
 1995..... Kerby Smith, 3B
 1996..... Brad Wallace, 2B
 1997..... Chris Connally, OF
 1998..... Royce Huffman, 3B
 1999..... Royce Huffman, 3B
 2000..... Erick Macha, SS
 2001..... Tom Bates, OF
 2002..... Terry Trofholz, OF
 2003..... Mike Settle, 3B; Justin Hatcher, C
 2004..... Chad Huffman, OF
 2005..... Lance Broadway, P
 2006..... Chad Huffman, UT
 2007..... Austin Adams, OF
 2008..... Clint Arnold, OF

2009..... Matt Carpenter, 3B
 2010..... Bryan Holaday, C
 2011..... Kyle Winkler, P
 2012..... Josh Elander, C
 2013..... **Jantzen Witte, 3B**



Jantzen Witte

FRANK WINDEGGER FIGHTIN' FROG AWARD

1987..... Rob Jones, IF
 1988..... Steve Stone, C
 1989..... Terry Mooney, OF
 1990..... Paul Gonzalez, 3B; Jeff Stanley, LF
 1991..... Kyle Caple, C
 1992..... Mike Losa, OF
 1993..... Kemp Laidley, SS
 1994..... Shawn Stanek, OF
 1995..... Sam Lunsford, OF
 1996..... Sam Lunsford, OF
 1997..... Sam Lunsford, OF/2B
 1998..... Sam Lunsford, 2B
 1999..... Brad Rogers, OF/C
 2000..... Levi Groomer, 3B
 2001..... Jason Price, C
 2002..... Marshall Wilson, OF
 2003..... Chris Meeks, LF
 2004..... Ramon Moses, 2B
 2005..... Stuart Musslewhite, SS
 2006..... Bryan Kervin, SS
 2007..... Steven Trout, 3B
 2008..... Dillon Farish, P

2009..... Ben Carruthers, 2B
 2010..... Bryan Holaday, C
 2011..... Kyle Winkler, P
 2012..... Brance Rivera, OF
 2013..... **Jantzen Witte, 3B**



Jantzen Witte

OUTSTANDING PITCHER

1987..... John Briscoe
 1988..... Tim Mauser
 1989..... Kerry Knox
 1990..... Britt Shoptav
 1991..... David Bentancourt
 1992..... Jon Mock
 1993..... Kelly Johns
 1994..... Tim Grieve
 1995..... Flint Wallace
 1996..... Derek Lee
 1997..... David Meyer
 1998..... Shawn Thompson
 1999..... Scott Atchison
 2000..... Shawn Thompson; Chris Bradshav
 2001..... Stan Newton
 2002..... Clayton Jerome
 2003..... Clayton Jerome
 2004..... Robbie Findlay
 2005..... Lance Broadway
 2006..... Jake Arrieta
 2007..... Sam Demel
 2008..... Andrew Cashner; Tyler Lockwood

2009..... Paul Gerrish
 2010..... Matt Purke
 2011..... Kyle Winkler
 2012..... Preston Morrison
 2013..... **Preston Morrison**



Preston Morrison

OUTSTANDING DEFENSIVE PLAYER

1987..... Steve Stone, C
 1988..... Mike Losa, OF
 1989..... Brad Owen, P
 1990..... Kyle Caple, C
 1991..... Rick Hinojosa, SS
 1992..... Scott Chalk, 3B
 1993..... David Ziegler, 3B
 1994..... Shannon Coulter, SS
 1995..... Casey Smith, C
 1996..... Jef Yarbrough, SS
 1997..... David Wallace, 1B
 1998..... Jef Yarbrough, SS
 1999..... David Wallace, 1B
 2000..... Brad Rogers, C
 2001..... Rudy Rivera, CF; Mike Settle, 3B
 2002..... Will Lewis, 2B; Levi Robinson, SS
 2003..... Will Lewis, 2B
 2004..... Kyle Dahlberg, C
 2005..... Kyle Dahlberg, C
 2006..... Andrew Walker, C
 2007..... Ben Carruthers, 2B
 2008..... Ben Carruthers, 2B

2009..... Bryan Holaday, C
 2010..... Bryan Holaday, C
 2011..... Aaron Schultz, OF
 2012..... Keaton Jones, SS
 2013..... **Cody Jones, OF**



Cody Jones

BEN DYESS LEADING HITTER

1987..... Lew Williams, OF
 1988..... Paul Gonzalez, C
 1989..... Tom Hardgrove, 1B
 1990..... Scott Malone, OF
 1991..... Chris Thomsen, 1B
 1992..... Scott Malone, 1B
 1993..... Adam Robson, 1B
 1994..... Darren Tawwater, C
 1995..... Jason McClure, OF
 1996..... Ryan Dunn, RF
 1997..... Chris Connally, OF
 1998..... Royce Huffman, 3B
 1999..... Royce Huffman, 3B
 2000..... Mark Hamilton, OF/1B
 2001..... Erick Macha, SS
 2002..... Terry Trofholz, OF
 2003..... Jake Duncan, RF
 2004..... Chad Huffman, OF
 2005..... Shelby Ford, IF
 2006..... Chad Huffman, UT
 2007..... Keith Conlon, OF
 2008..... Clint Arnold, OF

2009..... Matt Vern, OF
 2010..... Jason Coats, OF
 2011..... Jason Coats, OF
 2012..... Jason Coats, OF
 2013..... **Boomer White, OF**



Boomer White

STEVE MACKO SCHOLAR-ATHLETE AWARD

1995..... Brad Wallace
 1996..... Brad Wallace
 1997..... Jay Boehmke
 Ryan Walter
 1998..... David Wallace
 1999..... Tom Bates
 2000..... Josh Gardner
 2001..... Cade Harris
 2002..... Josh Gardner
 2003..... Jeff Reed
 2004..... Austin Adams
 2005..... Austin Adams
 2006..... Austin Adams
 2007..... Austin Adams
 2008..... Clint Arnold

2009..... Eric Marshall
 2010..... Eric Marshall
 2011..... Joe Weik
 2012..... Davy Wright
 2013..... **Kevin Cron**



Kevin Cron

CONFERENCE TOURNAMENT HISTORY

1991

**SOUTHWEST CONFERENCE
OLSEN FIELD
COLLEGE STATION, TEXAS**

May 16	Texas		L 5-13
May 17	Baylor	W	3-0
May 17	Texas A&M	W	4-2
May 18	Texas		L 6-8

All-Tournament Selections: Chris Thomsen, Mike Macko, Rick Hinojosa, Kelly Johns, Jared Shope

1994

**SOUTHWEST CONFERENCE
DISCH-FALK FIELD
AUSTIN, TEXAS**

May 12	Texas		L 0-3
May 13	Rice		L 3-10

All-Tournament Selections: Kirby Smith

1996

**SOUTHWEST CONFERENCE
DAN LAW FIELD
LUBBOCK, TEXAS**

May 15	Baylor	W	12-5
May 16	Texas		L 5-7
May 17	Texas Tech		L 6-10

1998

**WESTERN ATHLETIC CONFERENCE
TONY GWYNN STADIUM
SAN DIEGO, CALIF.**

May 13	San Diego State		L 12-14
May 14	Rice		L 5-10

All-Tournament Selections: Chris Connally

1999

**WESTERN ATHLETIC CONFERENCE
BULLDOG DIAMOND
FRESNO, CALIF.**

May 19	Hawai'i	W	9-5
May 20	San Jose State		L 6-9
May 21	Hawai'i	W	12-10
May 21	San Jose State	W	10-6
May 22	Rice		L 3-18

All-Tournament Selections: Marshall Wilson, Erick Macha, Royce Huffman

2002

**CONFERENCE USA
GRAINGER STADIUM
KINSTON, N.C.**

May 22	East Carolina		L 1-5
May 23	Louisville	W	8-1
May 24	USF		L 1-2

2003

**CONFERENCE USA
TURCHIN STADIUM
NEW ORLEANS, LA.**

May 21	Louisville		L 1-5
May 22	USF		L 6-10

2004

**CONFERENCE USA
COUGAR FIELD
HOUSTON, TEXAS**

May 26	Houston		L 5-9
May 27	Louisville	W	4-3
May 28	East Carolina	W	10-4
May 29	Houston	W	8-3
May 29	Houston	W	5-4
May 30	Southern Miss	W	3-1

TCU wins the Conference USA Tournament Championship

All-Tournament Selections: Bo Cogbill, Chris Neuman, Chad Huffman, Ryan Weems, Clayton Jerome, Eugene Espineli
MVP: Austin Adams

2005

**CONFERENCE USA
PETE TAYLOR PARK
HATTIESBURG, MISS.**

May 25	Louisville	W	4-2
May 26	Southern Miss	W	8-0
May 28	Southern Miss	W	13-7

Conference USA Tournament championship game against Tulane was rained. TCU and Tulane declared co-tournament champions.

All-Tournament Selections: Keith Conlon, Chad Huffman, Sam Demel, Lance Broadway

2006

**MOUNTAIN WEST CONFERENCE
EARL E. WILSON STADIUM
LAS VEGAS, NEV.**

May 24	New Mexico	W	18-6
May 25	BYU	W	13-6
May 27	BYU	W	9-6

TCU wins the Mountain West Conference Tournament Championship

All-Tournament Selections: Brad Furnish, Andrew Walker, Steven Trout, Ryan Pack
MVP: Chad Huffman

2007

**MOUNTAIN WEST CONFERENCE
EARL E. WILSON STADIUM
LAS VEGAS, NEV.**

May 24	UNLV	W	8-1
May 25	BYU	W	8-7
May 26	BYU	W	9-8

TCU wins the Mountain West Conference Tournament Championship

All-Tournament Selections: Keith Conlon, Clint Arnold, Tyler Lockwood
MVP: Austin Adams

2008

**MOUNTAIN WEST CONFERENCE
LUPTON STADIUM
FORT WORTH, TEXAS**

May 21	UNLV	W	9-3
May 22	New Mexico		L 2-3
May 23	Utah	W	6-3
May 23	New Mexico	W	9-2
May 24	New Mexico	W	15-2

TCU wins the Mountain West Conference Tournament Championship

All-Tournament Selections: Bryan Kervin, Matt Vern, Andrew Cashner
MVP: Clint Arnold

2009

**MOUNTAIN WEST CONFERENCE
LUPTON STADIUM
FORT WORTH, TEXAS**

May 20	Utah		L 7-9
May 21	BYU	W	9-2
May 22	Utah		L 4-6

All-Tournament Selections: Kyle Winkler

CONFERENCE TOURNAMENT HISTORY

2010

MOUNTAIN WEST CONFERENCE
TONY GWYNN STADIUM
SAN DIEGO, CALIF.

May 26	Utah	W	13-2
May 27	UNLV	W	5-2
May 28	New Mexico	W	2-0

TCU wins the Mountain West Conference Tournament Championship

All-Tournament Selections: Taylor Featherston, Matt Purke, Kyle Winkler
MVP: Bryan Holaday

2011

MOUNTAIN WEST CONFERENCE
TONY GWYNN STADIUM
SAN DIEGO, CALIF.

May 25	New Mexico	L	3-4
May 26	BYU	W	12-5
May 27	Utah	L	2-4

All-Tournament Selections: Josh Elander, Kyle Von Tungeln, Jantzen Witte

2012

MOUNTAIN WEST CONFERENCE
EARL E. WILSON STADIUM
LAS VEGAS, NEV.

May 24	San Diego State	W	16-15
May 25	New Mexico	L	2-5
May 26	San Diego State	L	11-12

All-Tournament Selections: Derek Odell, Kevin Cron, Jerrick Suiter

2013

BIG 12 CONFERENCE
CHICKASAW BRICKTOWN BALLPARK
OKLAHOMA CITY, OKLA.

May 23	Oklahoma State	W	8-4
May 24	West Virginia	L	3-10
May 25	Kansas	L	0-4

All-Tournament Selections: Trevor Seidenberger

ALL-TIME RECORD

32-24

Southwest Conference	3-6
Western Athletic Conference	3-4
Conference USA	9-5
Mountain West Conference	16-7
Big 12	1-2
Austin, Texas	0-2
College Station, Texas	2-2
Fort Worth, Texas	5-3
Fresno, Calif.	3-2
Hattiesburg, Miss.	3-0
Houston	5-1
Kinston, N.C.	1-2
Las Vegas, Nev.	7-2
Lubbock, Texas	1-2
New Orleans, La.	0-2
Oklahoma City, Okla.	1-2
San Diego, Calif.	4-4
Opening Games	9-8
Elimination Games	15-10
Tournament Titles	6 (2004-08, 2010)
All-Tournament Selections	47
MVPs	5



2007 MWC Regular Season and Tournament Champs



2005 Co-C-USA Tournament Champs



2010 MWC Regular Season and Tournament Champs
2010 College World Series Participant

NCAA POSTSEASON HISTORY

1956

NCAA DISTRICT 6 REGIONAL TUCSON, ARIZ.

May 21	Arizona	L	5-7
May 22	Arizona	L	2-8

1994

NCAA MIDWEST REGIONAL ALLIE P. REYNOLDS STADIUM STILLWATER, OKLA.

May 27	Memphis	W	11-3
May 28	Cal State Fullerton	L	1-4
May 29	Oklahoma State	L	8-10

2004

NCAA AUSTIN REGIONAL DISCH-FALK FIELD AUSTIN, TEXAS

June 4	Oral Roberts	L	5-6
June 5	Youngstown State	W	12-8
June 5	Oral Roberts	L	1-10

2005

NCAA WACO REGIONAL BAYLOR BALLPARK WACO, TEXAS

June 4	Stanford	W	5-1
June 5	Baylor	L	3-8
June 5	Stanford	L	4-12

2006

NCAA NORMAN REGIONAL L. DALE MITCHELL PARK NORMAN, OKLA.

June 2	Oklahoma	W	6-5
June 3	Wichita State	L	8-18
June 4	Oklahoma	L	6-15

2007

NCAA HOUSTON REGIONAL RECKLING PARK HOUSTON, TEXAS

June 1	Baylor 2	W	3-2
June 2	Rice	L	3-6
June 3	Baylor	W	10-5
June 3	Rice	L	1-3

2008

NCAA STILLWATER REGIONAL ALLIE P. REYNOLDS STADIUM STILLWATER, OKLA.

May 30	Wichita State	L	5-8
May 31	Western Kentucky	W	10-5
June 1	Oklahoma State	L	8-9

2009

NCAA FORT WORTH REGIONAL LUPTON STADIUM FORT WORTH, TEXAS

May 29	Wright State	W	6-3
May 30	Oregon State	W	13-1
May 31	Oregon State	W	5-4

NCAA AUSTIN SUPER REGIONAL UFCU DISCH-FALK FIELD AUSTIN, TEXAS

June 6	Texas	L	4-10
June 7	Texas	W	3-2
June 8	Texas	L	2-5

2010

NCAA FORT WORTH REGIONAL LUPTON STADIUM FORT WORTH, TEXAS

June 4	Lamar	W	16-3
June 5	Arizona	W	11-5
June 6	Baylor	W	9-0

NCAA AUSTIN SUPER REGIONAL UFCU DISCH-FALK FIELD AUSTIN, TEXAS

June 11	Texas	W	3-1
June 12	Texas	L	1-14
June 13	Texas	W	4-1

COLLEGE WORLD SERIES ROSENBLATT STADIUM OMAHA, NEB.

June 19	Florida State	W	8-1
June 21	UCLA	L	3-6
June 23	Florida State	W	11-7
June 25	UCLA	W	6-2
June 26	UCLA	L	3-10

2011

NCAA FORT WORTH REGIONAL LUPTON STADIUM FORT WORTH, TEXAS

June 3	Oral Roberts	W	10-2
June 4	Dallas Baptist	L	2-3
June 5	Oral Roberts	L	4-8

2012

NCAA COLLEGE STATION REGIONAL BLUE BELL PARK COLLEGE STATION, TEXAS

June 1	Ole Miss	L	2-6
June 2	Dayton	W	28-12
June 3	Texas A&M	W	10-2
June 3	Ole Miss	W	5-2
June 4	Ole Miss	W	7-4

NCAA LOS ANGELES (UCLA) SUPER REGIONAL JACKIE ROBINSON STADIUM LOS ANGELES, CALIF.

June 8	UCLA	L	2-6
June 9	UCLA	L	1-4

ALL-TIME RECORD

24-24

Regionals	18-17
Home.....	7-2
Away.....	2-8
Neutral.....	9-7

Super Regionals	3-5
Home.....	0-0
Away.....	3-5

College World Series	3-2
Rosenblatt Stadium.....	3-2
TD Ameritrade.....	0-0



2004 C-USA Tournament Champs

NCAA POSTSEASON HISTORY

1956

NCAA District 6 Regional

Tucson, Ariz.

May 21 Arizona 7, TCU 5
 May 22 Arizona 8, TCU 2

In the first year of his third stint as the skipper of the Horned Frogs, Dutch Meyer guided TCU to its first appearance in the NCAA Tournament. The Frogs topped the Southwest Conference with a 13-2 record en route to their first conference crown since 1933.

TCU rode the coattails of All-American shortstop Al Paschal. Future All-American outfielder Carl Warwick also starred for TCU as the pair joined pitcher Bob McDaniel, second baseman Charles Quick and outfielder Bob White on the SWC All-Conference squad.

TCU's first trip to the playoffs didn't go as well as hoped as the Arizona Wildcats swept the two-game series on their home field.

1994

NCAA Midwest Regional

Allie P. Reynolds Stadium • Stillwater, Okla.

May 27 TCU 11, Memphis 3
 May 28 Cal State Fullerton 4, TCU 1
 May 29 Oklahoma State 10, TCU 8

A historic year which saw the Horned Frogs win their first Southwest Conference title since 1956 earned the squad a trip to Stillwater, Okla. for the Midwest Regional. Head Coach Lance Brown guided the Frogs to a 14-4 record in conference play to earn the NCAA bid.

A trio of All-Americans in first baseman Adam Robson, catcher Darren Tawwwater and pitcher Tim Grieve were key cogs in the Frogs' run to the tournament.

TCU collected its first postseason win with an eight-run victory over Memphis. Longtime national power Cal State Fullerton soon after halted the Horned Frogs' momentum with a 4-1 defeat. TCU was unable to rebound as it failed to outscore the host Cowboys in what would be their final postseason game in a decade.

2004

NCAA Austin (Texas) Regional

Disch-Falk Field • Austin, Texas

June 4 No. 2 Oral Roberts 6, No. 3 TCU 5
 June 5 No. 3 TCU 12, No. 4 Youngstown State 8
 June 5 No. 2 Oral Roberts 10, No. 3 TCU 1

In Jim Schlossnagle's first season as head coach, he helped the Frogs to a fourth-place finish in Conference USA with a 19-11 record. Youth was the guiding force in the Frogs' improbable run through the Conference USA tournament. TCU's run through the tournament propelled the Frogs to their first appearance in the NCAA Tournament for the first time since 1994. Freshman Austin Adams' MVP performance helped the Frogs fight back from out of the loser's bracket with five straight wins en route to the tournament title.

TCU's late rally against Oral Roberts in the opener fell a run short as the Golden Eagles escaped with a 6-5 victory. The Frogs had to rally again as they fell behind 7-4 early in the elimination game against Youngstown State. Adams came through in the clutch as he smoked a two-run double as part of a six-run sixth inning to help the Frogs to just their second NCAA tournament victory. However, TCU was unable to maintain their momentum the rest of the day and fell victim to ORU once again. The Golden Eagles plated runs in each of the first two innings and never looked back en route to the 10-1 win.

2005

NCAA Waco (Baylor) Regional

Baylor Ballpark • Waco, Texas

June 4 No. 2 TCU 5, No. 3 Stanford 1
 June 5 No. 1 Baylor 8, No. 2 TCU 3
 June 5 No. 3 Stanford 12, No. 2 TCU 4

On the heels of a dominating season from Lance Broadway, the Horned Frogs wrapped up its tenure in Conference USA with a second place finish after amassing a 20-10 league record.

The table was set for a thrilling tournament championship game between TCU and a Tulane squad that eventually made it to Omaha. TCU dominated in winning three straight games to reach the final, but a rain storm washed away the championship game. TCU's regular season success was enough to earn the program its first at-large bid as it was selected as the No. 2 seed in the Waco Regional.

Broadway was exceptional in the opening game victory over Stanford. He held the Cardinal to just one run on six hits as he fanned seven in a complete-game effort. Matt Carpenter hit a two-out two-run single to cap a three-run first inning for TCU and the Frogs cruised from there. Top-seeded Baylor proved to be too much for TCU in the winner's bracket game. The Bears put up seven runs in the first three innings and never looked back. An early lead against Stanford went by the wayside as the Cardinal exploded for 10 runs in its final three at-bats to end the Frogs' postseason run.

2006

NCAA Norman (Oklahoma) Regional

L. Dale Mitchell Park • Norman, Okla.

June 2 No. 4 TCU 6, No. 1 Oklahoma 5
 June 3 No. 3 Wichita State 18, No. 4 TCU 8
 June 4 No. 1 Oklahoma 15, No. 4 TCU 6

TCU's move to the Mountain West didn't slow the momentum of the program that Jim Schlossnagle was building. The Frogs dominated the regular season with a 17-5 league mark before sweeping its way through the postseason tournament to earn its third straight trip to the NCAA Regionals.

Tabbed as a four-seed, the Horned Frogs rallied behind the motivation to knock off host Oklahoma in the opener. TCU used a furious three-run top of the ninth and then relied on its ace, Jake Arrieta, to shut down Oklahoma in the bottom of the inning to escape with a 6-5 win. RBI singles from Corey Steglich, Ryan Pack and Bryan Kervin helped the Frogs erase a 5-3 deficit. Unfortunately, the glory was short-lived as the pitching staff was unable to hold their own the next two nights, resulting in blowout losses to Wichita State and the Sooners.



**2006 MWC Regular Season and
 Tournament Champs**

NCAA POSTSEASON HISTORY

2007

NCAA Houston (Rice) Regional Reckling Park • Houston, Texas

June 1	No. 2 TCU 3, No. 3 Baylor 2
June 2	No. 1 Rice 6, No. 2 TCU 3
June 3	No. 2 TCU 10, No. 3 Baylor 5
June 3	No. 1 Rice 3, No. 2 TCU 1

A dominating regular season saw the program post its first-ever 40-win regular season. The Frogs posted a 20-3 mark in league play and once again swept their way through the conference tournament to earn their fourth straight NCAA Tournament bid.

TCU eked out a 3-2 win over Baylor in the opener. Home runs by Andrew Walker and Bryan Kervin in the seventh inning broke a 1-1 tie and TCU withstood a furious ninth-inning rally by the Bears to win. A 6-3 loss to the host Owls the next day did little to deter anyone, including Matt McGuirk whose grand slam in the ninth against Baylor sent the Bears home. The Horned Frogs were then faced with the challenge of beating Rice twice for their first-ever Super Regional trip, but fell short at the hands of Rice's superior pitching staff.

2008

NCAA Stillwater (Oklahoma State) Regional Allie P. Reynolds Stadium • Stillwater, Okla.

May 30	No. 2 Wichita State 8, No. 3 TCU 5
May 31	No. 3 TCU 10, No. 4 Western Kentucky 5
June 1	No. 1 Oklahoma State 9, No. 3 TCU 8

TCU's dominance of the Mountain West Conference continued as the Frogs claimed their third straight regular season and conference tournament titles. The league's automatic bid saw the Frogs tabbed a third-seed in the NCAA Stillwater Regional, marking the Frogs fifth straight appearance in the postseason.

Despite hitting four home runs, two off the bat of Matt Carpenter, the Frogs couldn't overcome Wichita State as the Shockers won 8-5. Tied with Western Kentucky going into the seventh-inning stretch, the Horned Frogs rallied with a five-spot to stave off elimination. Bryan Kervin and Bryan Holaday each drove in a pair of runs in the decisive seventh inning. The momentum continued into the next day as TCU rallied from an 8-2 deficit to tie host Oklahoma State on a Ben Carruthers home run in the ninth. It was all for nothing, however, as Jordy Mercer's third home run of the day just cleared the center field fence for a walk-off home run, ending TCU's season.



**2008 MWC Regular Season and
Tournament Champs**

2009

NCAA Fort Worth (TCU) Regional Lupton Stadium • Fort Worth, Texas

May 29	No. 1 TCU 6, No. 4 Wright State 3
May 30	No. 1 TCU 13, No. 3 Oregon State 1
June 31	No. 1 TCU 5, No. 3 Oregon State 4

NCAA Austin (Texas) Super Regional UFCU Disch-Falk Field • Austin, Texas

June 6	Texas 10, TCU 4
June 7	TCU 3, Texas 2
June 8	Texas 5, TCU 2

Patience proved to be a virtue for Jim Schlossnagle and TCU as the squad finally earned its first home regional, despite the fact the Horned Frogs' streak of five consecutive conference tournament victories came to a halt at the hands of Utah.

The Frogs had to rally from an early 3-1 deficit to overcome a feisty Wright State squad in the first-ever NCAA Regional game played at TCU. Matt Curry's single in the third put the Frogs up for good. In the winner's bracket game, TCU was faced with the challenge of taking on two-time defending national champion Oregon State. Freshman Kyle Winkler held the Beavers hitless the first half of the game and received plenty of offensive support for the blowout win. Matt Carpenter, Matt Vern and Chris Ellington led the offensive charge with three RBIs each. Needing just one win to advance to its first NCAA Super Regional, the Horned Frogs were locked in a dual with the Beavers. Tied at four in the ninth inning, freshman Jason Coats lined a walk-off single to right to give TCU a thrilling walk-off win and its first-ever appearance in a Super Regional.

The Regional victory earned TCU a trip to Austin where a pitching-dominant Texas squad waited. Facing the end of the season after a 10-4 loss in the opening game, TCU called on an unlikely hero. Paul Gerrish pitched a gem in game two, holding Texas to a pair of runs over seven innings to tie the series at one, forcing a winner-take-all third game. The Longhorns pitching depth proved too much for the Frogs as Texas handed TCU a 5-2 loss ending the most successful season in the program's history.



**2009 MWC Regular Season Champs
NCAA Fort Worth Regional Champs**

NCAA POSTSEASON HISTORY

2010

NCAA Fort Worth (TCU) Regional

Lupton Stadium • Fort Worth, Texas

June 4	No. 1 TCU 16, No. 4 Lamar 3
June 5	No. 1 TCU 11, No. 3 Arizona 5
June 6	No. 1 TCU 9, No. 2 Baylor 0

NCAA Austin (Texas) Super Regional

UFCU Disch-Falk Field – Austin, Texas

June 11	TCU 3, Texas 1
June 12	Texas 14, TCU 1
June 13	TCU 4, Texas 1

College World Series

Rosenblatt Stadium • Omaha, Neb.

June 19	TCU 8, Florida State 1
June 21	UCLA 6, TCU 3
June 23	TCU 11, Florida State 7
June 25	TCU 6, UCLA 2
June 26	UCLA 10, TCU 3

After realizing a dream in 2009, the Horned Frogs set their sights on an even bigger prize in 2010. Those dreams seemed destined to come true when first-round draft pick Matt Purke made his way to campus. Adding him to the mix of an already talented crop of newcomers and returners tipped the scales as TCU put together an historical spring.

Hosting a regional for the second straight season, the Horned Frogs made quick work of the field to earn a second straight trip to Austin for a Super Regional. Kyle Winkler dominated Lamar for six innings and the offense made the most of its hits, scoring 16 runs on 17 hits. Joe Weik's two home run outburst and six RBIs against Arizona helped the Frogs advance to the Regional championship game with an 11-5 win. It was all TCU in the championship game as Steven Maxwell mowed through the Baylor lineup, leading the Frogs to a 9-0 victory.

TCU was happy just to make it to a Super Regional the previous year, but felt there was some unfinished business to take care of in Austin. Matt Purke dazzled on national TV as TCU shut down the Longhorns to win the series opener. A talented team in its own right, Texas made it a series as the Longhorns routed the Frogs 14-1 to force another decisive third game. The pitching duo of Kyle Winkler and Tyler Lockwood got redemption as they held the Longhorns in check. On the offensive side, a two-run eighth-inning home run by Aaron Schultz and a solo shot in the ninth from Bryan Holaday gave TCU a comfortable four-run lead for Lockwood who was on the mound for the final out, sending TCU to its first-ever College World Series.

2011

NCAA Fort Worth (TCU) Regional

Lupton Stadium • Fort Worth, Texas

June 3	No. 1 TCU 10, No. 4 Oral Roberts 2
June 4	No. 3 Dallas Baptist 3, No. 1 TCU 2
June 5	No. 4 Oral Roberts 8, No. 1 TCU 4

The stage was set for another run in 2011 as many of the key players from 2010 returned, but injuries got the best of the Frogs' pitching staff as the regular season wound down. The Frogs had a strong conference season as it went 20-3 in league play to win its sixth regular season title. TCU was chosen to host for the third straight season, but the home cooking wouldn't be enough to propel the Frogs to another Super Regional.

Andrew Mitchell was outstanding in the Regional opener, guiding TCU to a 10-4 win over Oral Roberts, giving TCU its seventh straight win in the Regionals. The streak came to an end at the hands of cross-town rival Dallas Baptist. The Frogs fought hard to tie the game at two, but a sixth-inning run for the Patriots broke the tie and they held on for the 3-2 win. The loser's bracket game got off to an ominous start at Kyle Winkler suffered an injury that force him out of the game. The dark clouds continued to hover and Chris Elder's sixth-inning grand slam put the game out of reach and the Frogs season came to an end.

2012

NCAA College Station (Texas A&M) Regional

Blue Bell Park • College Station, Texas

June 1	No. 3 Ole Miss 6, No. 2 TCU 2
June 2	No. 2 TCU 28, No. 4 Dayton 12
June 3	No. 2 TCU 10, No. 1 Texas A&M 2
June 3	No. 2 TCU 5, No. 3 Ole Miss 2
June 4	No. 2 TCU 7, No. 3 Ole Miss 4

NCAA Los Angeles (UCLA) Super Regional

Jackie Robinson Stadium • Los Angeles, Calif.

June 8	UCLA 6, TCU 2
June 9	UCLA 4, TCU 1

Youth was the resounding theme in 2012 as several freshmen stepped into starting roles. TCU won just 36 games in the regular season, earning the Frogs a trip to College Station for its ninth straight appearance in the NCAA postseason.

An opening game loss to Ole Miss did nothing to deter the Frogs. It looked dismal in the early goings as Dayton took a 9-6 lead into the sixth inning. The Frogs exploded for seven runs in the frame and cruised to the lopsided 28-12 win. Brance Rivera led the offense with six RBIs. The win pushed the Frogs into another elimination game, this time against the host Aggies. Unsung heroes are usually the story of postseason runs and TCU's Stefan Crichton assumed the role of hero with a complete-game effort against the high-powered, speedy Aggies. At the plate, the Frogs used a balanced offensive attack to put up 10 runs.

TCU's work was not done as it needed to defeat Ole Miss later that day to force a decisive game Monday night. The Frogs mustered enough offense to defeat the Rebels 5-2. Derek Odell's two-run home run in the fourth put the Frogs in front to stay. The miracle run was completed Monday night as the Frogs won 7-4 to advance to its third Super Regional in the last four years. Submariner Justin Scharf's right arm held the Rebels in check and home runs from Josh Elander and Jantzen Witte helped propel the Frogs to a 7-4 victory.

TCU's euphoria was short lived as it ran into a buzz-saw known as the pitching staff of UCLA. The Frogs offense was held to just three solo home runs as the Bruins swept TCU to advance to the College World Series.



**2012 MWC Regular Season Co-Champs
NCAA College Station Regional Champs**

2010 COLLEGE WORLD SERIES

2010 PLAYERS

P	Trent Appleby	Jr.	McKinney, Texas
OF	Jason Coats	So.	Plano, Texas
INF	Matt Curry	Sr.	Red Oak, Texas
P	Griffin Davis	Fr.	Friendswood, Texas
P	Tyler Duffie	Fr.	Houston, Texas
C/OF	Josh Elander	Fr.	Round Rock, Texas
UT	Jarred Fancher	Fr.	Katy, Texas
INF	Taylor Featherston	So.	Katy, Texas
P	Paul Gerrish	Sr.	Filer, Idaho
C	Bryan Holaday	Sr.	Dallas, Texas
P	Greg Holle	Jr.	Loudonville, N.Y.
OF	Zac Jordan	So.	Sugar Land, Texas
P	Walker Kelly	So.	Fort Worth, Texas
P	Tyler Lockwood	Sr.	Sugar Land, Texas
P	Eric Marshall	Sr.	Barrington, Ill.
P	Steven Maxwell	Jr.	The Woodlands, Texas
P	Kaleb Merck	So.	Keller, Texas
INF	Relly Mercurio	So.	Houston, Texas
P	Erik Miller	So.	Georgetown, Texas
P	Steven Murray	Fr.	Houston, Texas
INF	Jerome Pena	Jr.	Cave Creek, Ariz.
C	Jimmie Pharr	Jr.	Flower Mound, Texas
P	Matt Purke	Fr.	Spring, Texas
INF	Brance Rivera	So.	Muscataine, Iowa
C	Pete Sanborn	Fr.	Friendswood, Texas
UT	Aaron Schultz	So.	Spring, Texas
P/INF	Kyle Starratt	Jr.	Boise, Idaho
OF	Kyle Von Tungeln	Fr.	Sugar Land, Texas
INF	Joe Weik	Jr.	Grapevine, Texas
P	Kyle Winkler	So.	Sugar Land, Texas
INF	Jantzen Witte	Fr.	Arlington, Texas
UT	Davy Wright	Fr.	Aledo, Texas

COACHING STAFF

Jim Schlossnagle – Head Coach
 Randy Mazey – Assistant Coach
 Todd Whitting – Assistant Coach
 Ryan Shotzberger – Volunteer Assistant Coach

2010 SCHEDULE/RESULTS

Sam Houston State	W	4-0	at Oklahoma	L	3-8
Sam Houston State	W	12-7	UNLV*	W	15-5
Sam Houston State	W	15-2	UNLV*	W	9-8
at Cal State Fullerton	W	5-2	UNLV*	W	7-1
at Cal State Fullerton	L	4-6	Baylor	W	5-4
at Cal State Fullerton	W	8-1	at Baylor	L	4-14
UT San Antonio	W	17-12	at Utah*	W	11-6
vs. Texas Tech	W	11-2	at Utah*	W	11-4
vs. Missouri	W	4-3	at Utah*	W	8-2
vs. Rice	L	4-5	at New Mexico*	W	3-2
at UT Arlington	W	15-2	at New Mexico*	L	2-3
Texas Tech	W	8-7	at New Mexico*	W	26-4
Texas Tech	W	9-1	at Texas State	W	10-5
Texas Tech	W	8-5	Air Force*	W	8-2
at Oral Roberts	W	6-4	Air Force*	W	2-4
BYU*	W	13-6	Air Force*	W	5-3
BYU*	W	11-3	Cal State Bakersfield	W	13-1
BYU*	L	4-5	Cal State Bakersfield	W	12-0
at Dallas Baptist	L	7-8	Cal State Bakersfield	W	7-0
Texas State	W	4-0	vs. Utah^	W	13-2
at Air Force*	L	11-14	vs. UNLV^	W	5-2
at Air Force*	W	20-6	vs. New Mexico^	W	2-0
at Air Force*	W	19-17	Lamar#	W	16-3
UT Arlington	W	10-3	Arizona#	W	11-5
San Diego State*	W	4-1	Baylor#	W	9-0
San Diego State*	W	11-5	at Texas%	W	3-1
San Diego State*	L	1-3	at Texas%	L	14-1
Oklahoma	L	2-4	at Texas%	W	4-1
at Houston	W	15-1	vs. Florida State\$	W	8-1
at Houston	W	6-1	vs. UCLA\$	L	3-6
at Houston	W	12-2	vs. Florida State\$	W	11-7
Texas A&M	W	6-1	vs. UCLA\$	W	6-2
at BYU*	W	14-8	vs. UCLA\$	L	3-10
at BYU*	W	12-1			
at BYU*	W	6-5			

Led by a trio of pitchers who could be the No. 1 starter on any team in the country, the Horned Frogs easily cruised through the Fort Worth Regional, setting up a Super Regional rematch with Texas in Austin. TCU flipped the script as it won games one and three to earn its first-ever trip to the College World Series.

In the final year of Rosenblatt, TCU was quickly embraced by Omaha. Feeling like the hometown team, TCU easily dispatched a feisty Florida State, a program that was in Omaha for the 20th time, 9-1. TCU used a five-run first inning and rode the left-arm of Matt Purke to an 8-1 victory.

TCU advanced to face UCLA in the winner's bracket. The Bruins featured two future first-round draft picks in Garrett Cole and Trevor Bauer. Cole got the ball in the winner's bracket game and held the Frog offense in check, pushing the Frogs's season to the brink.

The Frogs looked poised to bow out after three games as the elimination contest was a rematch with Florida State. The Seminoles jumped out to a 7-2 lead before the Frogs began to mount a comeback in what will be one of the most memorable games ever played at Rosenblatt. TCU cut the lead to 7-3 when Bryan Holaday plated another run with a hustle double in which he eluded the tag with a clutch slide into second. TCU went on to load the bases when Jason Coats drew a full-count walk with two outs. Matt Curry worked the count to 3-2 before launching a grand slam over the center field batter's eye to turn a two-run deficit into a two-run lead. Jantzen Witte kept the fireworks coming as he launched a two-run home run to push the lead to four, 11-7 helping the Frogs stave off elimination.

Needing to beat UCLA twice to advance to the championship series, head coach Jim Schlossnagle turned to the undefeated Purke on six days' rest. Purke kept the Bruins off-balance all day and the offense backed him with home runs by Holaday, Jerome Pena and Taylor Featherston to key the squad to a 6-2 victory. The Bruins pitching depth and a woken up offense were too much for TCU as the Bruins ended the Frogs' season with a 10-2 loss in a winner-take-all game.

The Horned Frogs' magical season did not end with a national title, but nevertheless brought the program major exposure. TCU finished the season with a unanimous No. 3 ranking and a 54-14 record.

2010 STARTING LINEUP

C - Bryan Holaday (Sr., Dallas, Texas)	.355 avg. (99-for-279); 24 2B; 13B; 17 HR; 53 RBI; 72 Runs
1B - Matt Curry (Jr., Red Oak, Texas)	.339 avg. (84-for-248); 26 2B; 2 3B; 18 HR; 65 RBI; 65 Runs
2B - Jerome Pena (Jr., Cave Creek, Ariz.)	.313 avg. (76-for-243); 13 2B; 13B; 11 HR; 52 RBI; 55 Runs
3B - Jantzen Witte (Fr., Arlington, Texas)	.374 avg. (61-for-163); 15 2B; 13B; 4 HR; 39 RBI; 32 Runs
SS - Taylor Featherston (So., Houston, Texas)	.338 avg. (78-for-231); 16 2B; 7 3B; 8 HR; 52 RBI; 59 Runs
LF - Jason Coats (So., Plano, Texas)	.361 avg. (99-for-274); 23 2B; 4 3B; 13 HR; 69 RBI; 68 Runs
CF - Aaron Schultz (So., Spring, Texas)	.293 avg. (65-for-222); 13 2B; 13B; 9 HR; 53 RBI; 46 Runs
RF - Brance Rivera (So., Muscatine, Iowa)	.342 avg. (64-for-187); 8 2B; 6 HR; 28 RBI; 46 Runs
DH - Joe Weik (Jr., Grapevine, Texas)	.357 avg. (40-for-112); 7 2B; 6 HR; 29 RBI; 23 Runs
P - Matt Purke (Fr., Spring, Texas)	.293 avg. (65-for-222); 13 2B; 13B; 9 HR; 53 RBI; 46 Runs
P - Kyle Winkler (So., Sugar Land, Texas)	12-3; 3.39 ERA; 116.2 IP; 36 BB; 92 K; .252 opp. avg.
P - Steven Maxwell (Jr., The Woodlands, Texas)	11-2; 2.70 ERA; 103.1 IP; 34 BB; 93 K; .239 opp. avg.
RP - Tyler Lockwood (Sr., Sugar Land, Texas)	6-2; 8 Saves; 2.19 ERA; 65.2 IP; 21 BB; 41 K; .237 opp. avg.



2014 TCU BASEBALL

YEAR-BY-YEAR RESULTS

1966 21-9-1 (SWC 9-6-0, T-1st)

Frank Windegger

SWC QUAD CHAMPIONS

Feb 24	Univ. of Dallas	W	9-2
25	Univ. of Dallas	W	14-1
Mar 4	Trinity Univ.	L	5-11
8	Sam Houston St.	W	7-2
9	Sam Houston St.	W	1-0
14	@ Sam Houston St.	W	5-3
15	@ Rice*	W	5-0
18	Abilene Christian	W	24-1
19	Baylor*	L	4-7
22	Arkansas	W	14-7
23	@ Texas*	W	6-2
26	SMU*	L	1-8
30	Kansas State	L	1-3
30	Kansas State	W	6-1
31	Kansas State	L	6-8
Apr 1	@ Baylor*	W	9-1
2	@ Baylor*	W	7-1
5	Loyola	W	12-1
6	Loyola	W	16-6
8	Texas Tech*	W	4-3
9	Texas Tech*	W	5-4
15	Rice*	W	8-1
16	Rice*	L	0-4
18	Texas A&M*	T	3-3
22	@ Texas A&M*	W	10-6
23	@ Texas A&M*	W	5-3
May 3	Texas*	L	1-2
3	Texas*	L	1-2
6	@ SMU*	L	7-8
7	@ SMU*	W	8-2
14	Texas A&M*	W	4-0

1967 20-9-1 (SWC 10-5, T-1st)

Frank Windegger

SWC CO-CHAMPIONS

Univ. of Dallas	W	15-7	
Univ. of Dallas	W	28-0	
Sul Ross	W	4-2	
Sul Ross	W	5-3	
Texas Tech	W	3-1	
Texas Tech	W	4-2	
Mar 11	@ Texas A&M*	W	6-0
14	@ SMU*	W	7-5
Trinity	L	6-7	
Trinity (13)	T	1-1	
18	@ Baylor*	L	3-5
@ LSU	W	8-0	
@ LSU	L	1-3	
@ Loyola	L	5-6	
@ Loyola	W	5-1	
Missouri	W	3-1	
Missouri	W	17-4	
Apr 1	Texas*	L	0-1
7	SMU*	W	5-0
8	SMU* (10)	L	0-1
11	Rice*	W	6-1
14	Texas A&M*	W	3-2
15	Texas A&M*	W	4-2
21	@ Texas*	L	4-7
22	@ Texas* (10)	W	5-3
28	@ Rice* (12)	L	8-9
29	@ Rice*	W	3-1
May 5	Baylor*	W	12-2
6	Baylor*	W	9-0

1968 20-9 (SWC 13-5, 2nd)

Frank Windegger

Feb 27	Tarleton State	W	3-1
27	Tarleton State	W	18-3
Mar 5	@ Texas*	W	10-9
6	@ Trinity	L	0-3
7	@ Trinity	L	2-4
9	Baylor*	W	6-5
12	@ Rice*	L	5-7
16	Texas A&M*	L	1-4
22	@ SMU*	W	5-4
22	@ SMU*	W	4-0
25	vs. SMU*	W	9-8
26	Sam Houston St.	W	6-4
26	Sam Houston St.	L	3-11
30	@ Texas A&M*	L	3-16
30	@ Texas A&M*	L	0-2
Apr 3	St. Thomas	W	15-1
4	St. Thomas	L	2-4
5	Rice*	W	9-5
6	Rice*	W	9-2
11	Abilene Christian	W	9-0
Centenary	W	16-2	
Centenary	W	3-1	
19	Texas*	W	7-5
20	Texas*	L	3-4
26	@ Baylor*	W	8-4
27	@ Baylor*	W	5-2
May 3	Texas Tech*	W	3-0
3	Texas Tech*	W	7-2
4	Texas Tech*	W	6-2

1969 22-8 (SWC 9-6, 2nd)

Frank Windegger

Mar 7	UT-Arlington	W	18-2
8	UT-Arlington	W	11-5
18	Abilene Christian	W	10-1
18	Abilene Christian	W	9-5
21	@ Texas*	L	3-7
21	@ Texas*	L	6-8
22	@ Texas*	L	5-7
28	Texas A&M*	W	7-6
28	Texas A&M*	L	5-8
29	Texas A&M*	W	10-2
31	Sam Houston St.	L	1-8
31	Sam Houston St.	L	3-5
Apr 1	Sam Houston St.	W	6-5
4	Baylor*	W	6-1
4	Baylor*	W	4-3
5	Baylor*	W	10-4
18	SMU*	L	0-5
18	SMU*	W	4-3
19	SMU*	W	6-5
21	Arkansas	W	14-13
Texas Wesleyan	W	12-3	
UT-Pan Am	W	11-6	
Texas Wesleyan	W	5-2	
St. Thomas	W	4-0	
St. Thomas	W	3-2	
St. Thomas	W	1-0	
St. Thomas	W	4-0	
May 2	@ Texas Tech*	W	6-4
2	@ Texas Tech*	L	1-4
3	@ Texas Tech*	W	10-3

1970 17-15 (SWC 9-8, 4th)

Frank Windegger

Mar 9	Univ. of Dallas	W	10-1
11	@ Arizona	W	4-3
12	@ Arizona	L	6-7
13	@ Arizona	L	6-9
14	@ Arizona	L	3-4
14	@ Arizona	L	2-5
23	Rice*	W	10-1
23	Rice*	L	6-8
24	Rice*	W	10-6
25	@ SMU*	L	0-1
25	@ SMU*	W	1-0
26	@ SMU*	W	2-0
Apr 1	Texas Wesleyan	W	11-4
1	Texas Wesleyan	W	4-0
4	@ Baylor*	W	9-5
5	@ Baylor*	L	5-7
5	@ Baylor*	W	3-1
7	@ UT-Arlington	L	7-8
7	@ UT-Arlington	W	3-0
10	Texas Tech*	W	1-0
10	Texas Tech*	W	2-1
11	Texas Tech*	L	4-7
13	UT-Arlington	W	7-2
20	UT-Pan Am	L	0-2
22	Sam Houston St.	L	0-4
22	Sam Houston St.	W	10-8
24	Texas*	L	0-2
24	Texas*	L	0-14
Texas Wesleyan	W	9-0	
May 1	Texas A&M*	L	2-3
1	Texas A&M*	L	0-3
2	Texas A&M*	W	1-0

1971 22-19 (SWC 9-8, 4th)

Frank Windegger

Mar 4	Dallas Baptist	W	1-0
4	Dallas Baptist	L	0-4
5	UT-Arlington	W	6-2
5	UT-Arlington	W	9-0
6	UT-Arlington	L	2-3
6	UT-Arlington	W	9-1
9	Southwestern	W	21-5
9	Southwestern	W	10-3
12	@ UT-Pan Am	L	4-9
12	@ UT-Pan Am	L	2-5
13	@ UT-Pan Am	W	9-8
13	@ UT-Pan Am	L	1-6
16	Kansas State	W	7-0
16	Kansas State	W	9-1
19	@ Rice*	W	6-5
20	@ Rice*	L	0-1
20	@ Rice*	W	7-5
23	SE Oklahoma	L	1-2
23	SE Oklahoma	L	2-8
24	Texas Wesleyan	L	5-6
24	Texas Wesleyan	L	2-5
26	Baylor*	W	5-0
26	Baylor*	W	6-2
27	Baylor*	L	6-8
30	Sam Houston St.	L	1-3
30	Sam Houston St.	L	2-4
Apr 1	@ Texas*	L	4-13
1	@ Texas*	L	0-6
2	@ Texas*	L	5-11
12	Creighton	W	5-0
12	Creighton	W	9-2
13	Texas Wesleyan	W	5-4

13	Texas Wesleyan	W	8-0
19	SMU*	W	3-2
19	SMU*	W	6-3
23	Texas A&M*	W	5-3
23	Texas A&M*	W	4-3
24	Texas A&M*	W	8-7
30	@ Texas Tech*	L	1-4
30	@ Texas Tech*	L	1-3
May 1	@ Texas Tech*	L	1-6

1972 29-13 (SWC 12-6, T-1st)

Frank Windegger

Feb 22	UT-Arlington	W	1-0
22	UT-Arlington	W	4-1
25	Texas Wesleyan	W	7-1
25	Texas Wesleyan	L	3-4
26	Texas Wesleyan	W	8-0
26	Texas Wesleyan	L	0-2
Mar 3	Iowa State	W	3-0
3	Iowa State	W	6-1
4	Iowa State	L	1-3
4	Iowa State	W	6-1
7	Univ. of Dallas	W	7-0
7	Univ. of Dallas	W	5-1
10	NE Louisiana	L	1-2
10	NE Louisiana	W	4-1
11	NE Louisiana	W	9-0
11	NE Louisiana	W	8-0
17	@ Texas A&M*	W	6-3
17	@ Texas A&M*	W	10-4
18	@ Texas A&M*	L	3-5
24	Texas Tech*	W	4-3
24	Texas Tech*	W	3-2
25	Texas Tech*	W	4-3
28	South Dakota St.	W	3-1
28	South Dakota St.	W	12-0
31	Rice*	W	3-0
31	Rice*	W	1-0
Apr 1	Rice*	W	10-0
4	Creighton	W	3-2
4	Creighton	L	1-4
7	UT-Pan Am	L	1-3
7	UT-Pan Am	W	5-4
8	UT-Pan Am	L	0-1
8	UT-Pan Am	W	2-0
14	@ Baylor*	L	3-4
14	@ Baylor*	L	0-3
15	@ Baylor*	W	5-4
21	Texas*	W	2-1
21	Texas*	L	5-8
22	Texas*	L	1-5
May 1	SMU*	W	3-4
2	SMU*	W	10-6
2	SMU*	W	16-1

1973 31-12 (SWC 12-7, 2nd)

Frank Windegger

Feb 24	Trinity	W	5-4
24	Trinity	L	0-2
25	Texas Wesleyan	L	2-5
25	Texas Wesleyan	L	5-8
27	Univ. of Dallas	W	8-4
27	Univ. of Dallas	W	19-4
Mar 2	UT-Arlington	W	1-2
2	UT-Arlington	W	6-1
3	St. Mary's (Texas)	W	2-0
3	St. Mary's (Texas)	W	4-1
6	Texas Wesleyan	W	5-0
6	Texas Wesleyan	W	3-2
9	Kearney State	W	1-0
9	Kearney State	W	13-2
10	Kearney State	W	11-3
10	Kearney State	W	5-1
16	@ Texas*	L	3-4
16	@ Texas*	L	4-9
17	@ Texas*	L	0-4
20	Kent State	W	4-1
20	Kent State	W	10-1
22	Houston*	L	3-5
22	Houston*	W	6-0
24	Houston*	W	12-7
27	NE Louisiana	W	2-0
27	NE Louisiana	W	2-0
31	Baylor*	W	12-2
31	Baylor*	W	18-2
Apr 6	Texas A&M*	L	0-1
7	Texas A&M*	W	3-1
7	Texas A&M*	W	4-3
9	UT-Pan Am	W	5-2
9	UT-Pan Am	W	4-3
13	@ Rice*	W	5-4
13	@ Rice*	W	11-1
20	SMU*	W	3-1
20	SMU*	W	4-1
21	SMU*	W	6-2
23	UT-Arlington	W	3-2
23	UT-Arlington	L	2-8
27	@ Texas Tech*	W	9-0
28	@ Texas Tech*	L	4-5
28	@ Texas Tech*	L	0-4

1974 31-17 (SWC 14-10, 3rd)

Frank Windegger

Feb 16	@ UT-Arlington	W	5-0
16	@ UT-Arlington	W	4-3
19	UT-Arlington	L	0-3
19	UT-Arlington	W	6-3
22	Texas Wesleyan	W	7-2
22	Texas Wesleyan	W	10-3
23	Texas Wesleyan	L	6-9
23	Texas Wesleyan	W	16-5
Mar 1	Texas Tech*	W	12-3
2	Texas Tech*	L	0-8
2	Texas Tech*	W	4-3
5	Oklahoma	L	8-12
5	Oklahoma	L	4-5
8	@ Houston*	W	10-0
9	@ Houston*	W	4-2
9	@ Houston*	L	4-7
12	Kearney State	W	9-2
12	Kearney State	W	10-1
14	Rice*	L	0-4
15	Rice*	W	1-0
15	Rice*	W	9-1
19	Nebraska	W	14-6
19	Nebraska	W	10-3
22	@ Baylor*	W	15-4
23	@ Baylor*	L	0-4
23	@ Baylor*	W	8-6
26	Kent State	W	2-1
26	Kent State	W	5-4
29	@ Texas A&M*	L	1-4
30	@ Texas A&M*	L	4-5
30	@ Texas A&M*	L	8-16
Apr 2	Texas Lutheran	W	4-0
2	Texas Lutheran	W	8-4
5	UT-Pan Am	W	8-3
5	UT-Pan Am	W	7-2
6	UT-Pan Am	W	10-1
6	UT-Pan Am	L	10-11
12	Arkansas*	W	8-2
13	Arkansas*	W	6-5
13	Arkansas*	W	6-3
16	@ Oklahoma	L	3-7
16	@ Oklahoma	L	11-4
19	Texas*	L	2-5
20	Texas*	L	4-10
20	Texas*	L	2-8
26	@ SMU*	W	7-2
27	@ SMU*	W	17-2
27	@ SMU*	W	6-1

1975 29-17 (SWC 12-12, 3rd)

Frank Windegger

Feb 21	@ Texas Wesleyan	W	11-5
21	@ Texas Wesleyan	W	9-7
25	@		

2014 TCU BASEBALL

YEAR-BY-YEAR RESULTS

1978		18-29-1 (SWC 7-17, 8th)	
Willie Maxwell			
Feb 25	@ Texas Wesleyan	W	8-5
Feb 25	@ Texas Wesleyan	L	2-5
26	@ UT-Arlington	W	13-1
26	@ UT-Arlington	L	2-3
Mar 2	UT-Arlington	L	10-12
2	UT-Arlington	L	7-8
6	Texas Wesleyan	L	4-7
6	Texas Wesleyan	W	4-2
10	@ SMU*	W	2-1
11	@ SMU*	L	8-11
11	@ SMU*	W	8-3
13	Central Michigan	L	7-17
13	Central Michigan	W	11-5
17	Texas Tech*	L	11-12
18	Texas Tech*	L	6-8
18	Texas Tech*	W	3-0
21	Kent State	W	7-2
21	Kent State	L	1-4
22	Sam Houston St.	L	7-10
22	Sam Houston St.	W	8-7
27	@ Arkansas*	L	3-6
27	@ Arkansas*	L	3-4
28	@ Arkansas*	L	2-7
31	Houston*	W	9-6
Apr 1	Houston*	L	2-10
1	Houston*	L	2-17
4	@ Oklahoma	L	2-10
4	@ Oklahoma	L	3-6
7	@ Texas A&M*	L	3-4
8	@ Texas A&M*	L	1-3
8	@ Texas A&M*	L	3-14
11	Univ. of Dallas	W	2-1
11	Univ. of Dallas	W	14-1
14	Texas*	L	7-9
15	Texas*	L	2-8
15	Texas*	W	8-2
18	@ Sam Houston St.	L	0-2
18	@ Sam Houston St.	W	4-2
19	@ Sam Houston St.	L	4-12
21	@ Rice*	W	8-1
22	@ Rice*	L	1-2
22	@ Rice*	W	6-3
25	Dallas Baptist	W	4-0
25	Dallas Baptist	W	5-4
27	@ UT-Arlington	T	1-1
28	Baylor*	L	8-14
29	Baylor*	L	1-13
29	Baylor*	L	8-13

1979		21-24 (SWC 7-17, 8th)	
Willie Maxwell			
Feb 23	Sam Houston St.	W	12-5
23	Sam Houston St.	L	0-3
27	Dallas Baptist	W	3-1
27	Dallas Baptist	L	3-5
Mar 1	Texas Wesleyan	W	5-4
1	Texas Wesleyan	W	5-2
4	Texas Wesleyan	W	9-8
4	Texas Wesleyan	L	1-5
5	Dallas Baptist	W	9-1
5	Dallas Baptist	W	14-5
6	@ Sam Houston St.	L	2-3
6	@ Sam Houston St.	L	0-4
9	SMU*	L	4-7
10	SMU*	W	2-1
10	SMU*	W	6-5
13	Abilene Christian	W	14-5
13	Abilene Christian	W	9-5
14	UT-Arlington	L	1-10
14	UT-Arlington	W	6-2
17	@ Texas Tech*	L	10-11
18	@ Texas Tech*	L	8-14
18	@ Texas Tech*	W	8-1
24	Arkansas*	L	1-7
24	Arkansas*	L	1-10
25	Arkansas*	L	4-9
27	Rockford College	W	3-0
27	Rockford College	W	2-1
31	@ Houston*	W	13-11
31	@ Houston*	L	1-5
Apr 1	@ Houston*	L	0-3
4	North Texas	W	13-6
4	North Texas	W	6-1
6	Texas A&M*	L	4-8
7	Texas A&M*	L	1-8
7	Texas A&M*	W	8-6
13	@ Texas*	L	1-3
14	@ Texas*	L	1-5
14	@ Texas*	L	5-15
17	Hardin-Simmons	L	0-8
22	Rice*	W	5-4
22	Rice*	L	1-6
23	Rice*	L	4-6
27	@ Baylor*	L	4-9
28	@ Baylor*	L	2-3
28	@ Baylor*	W	14-6

1980		19-28-2 (SWC 7-14, 7th)	
Willie Maxwell			
Feb 19	Hardin-Simmons	W	11-4
19	Hardin-Simmons	L	2-4
20	@ Texas Wesleyan	L	1-14
20	@ Texas Wesleyan	L	1-2
22	UT-Arlington	W	10-7
22	UT-Arlington	W	13-4
23	Midwestern State	W	6-3
23	Midwestern State	W	7-3
26	Oral Roberts	L	0-6
26	Oral Roberts	L	4-6
29	Houston*	W	5-4
Mar 2	Houston*	W	1-0
2	Houston*	T	11-11
4	Austin College (5)	W	22-2
4	Austin College (5)	W	16-2
7	@ Texas A&M*	W	15-8
8	@ Texas A&M*	L	0-2
8	@ Texas A&M*	L	5-6
11	Dallas Baptist	W	6-3
11	Dallas Baptist	L	5-6
12	Emporia State	L	4-5
12	Emporia State	L	10-16
14	Lubbock Christian	W	3-2
15	Lubbock Christian	W	7-6
15	Lubbock Christian	L	3-4
18	Texas Wesleyan	L	1-7
18	Texas Wesleyan	L	2-5
21	@ Rice*	L	8-9
22	@ Rice*	L	0-1
22	@ Rice*	L	8-11
22	@ UT-Arlington	W	9-6
22	@ UT-Arlington	W	5-3
30	Baylor*	L	7-8
31	Baylor*	W	2-0
31	Baylor*	L	5-8
Apr 4	@ Oral Roberts	L	3-12
5	@ Oral Roberts	L	1-2
5	@ Oral Roberts	L	3-4
11	@ SMU*	W	12-10
18	Texas Tech*	L	2-5
19	Texas Tech*	L	3-4
19	Texas Tech*	T	8-8
20	Texas Tech*	L	3-4
25	@ Arkansas*	L	1-5
27	@ Arkansas*	L	2-3
27	@ Arkansas*	L	17-18
May 2	Texas*	L	6-8
3	Texas*	W	4-2
3	Texas*	W	2-0

1981		27-19 (SWC 9-12, 6th)	
Willie Maxwell			
Feb 21	Texas Wesleyan	L	3-4
21	Texas Wesleyan	L	1-2
24	@ UT-Arlington	L	3-4
24	@ UT-Arlington	L	2-3
Mar 4	Southwestern	L	4-8
4	Southwestern	W	2-1
10	North Texas	W	8-2
13	Arkansas*	L	1-4
14	Arkansas*	W	6-5
14	Arkansas*	W	6-5
17	UT-Arlington	W	4-3
17	UT-Arlington	W	9-3
19	Emporia State	W	2-0
19	Emporia State	W	7-1
20	Emporia State	L	9-10
20	Emporia State	W	12-5
21	Buena Vista	W	10-0
21	Buena Vista	W	14-4
24	Indiana	W	2-1
24	Indiana	W	7-3
27	Texas A&M*	W	4-0
28	Texas A&M*	W	4-1
28	Texas A&M*	W	4-2
31	Hardin-Simmons	W	9-1
31	Hardin-Simmons	W	9-1
Apr 4	@ Baylor*	L	6-7
5	@ Baylor*	W	4-1
5	@ Baylor*	W	11-3
7	Mary Hardin Baylor	W	5-4
7	Mary Hardin Baylor	W	8-3
10	@ Texas*	L	0-8
11	@ Texas*	L	3-7
11	@ Texas*	L	2-15
14	Dallas Baptist	W	5-4
14	Dallas Baptist	W	4-3
19	Rice*	L	0-9
19	Rice*	L	1-2
19	Rice*	L	2-3
21	@ Texas Wesleyan	L	0-12
21	@ Texas Wesleyan	W	6-0
26	@ Houston*	W	5-3
27	@ Houston*	L	1-4
27	@ Houston*	L	3-4
May 1	@ Texas Tech*	W	9-6
2	@ Texas Tech*	L	3-7
2	@ Texas Tech*	L	4-5

1982		16-25-2 (SWC 4-15-1, 8th)	
Willie Maxwell			
Feb 19	St. Edward's	L	0-3
19	St. Edward's	W	6-5
20	Texas Wesleyan	L	2-7
20	Texas Wesleyan	L	2-8
23	UT-Arlington	W	4-3
23	UT-Arlington	L	8-10
Mar 3	Southwestern	W	11-10
3	Southwestern	W	8-3
9	Kearney State	W	9-4
9	Kearney State	T	2-2
12	@ Arkansas*	L	1-3
13	@ Arkansas*	L	1-2
13	@ Arkansas*	L	4-8
15	@ Oral Roberts	L	3-9
16	@ Oral Roberts	L	1-3
17	North Texas	W	3-2
19	Texas Tech*	L	2-13
20	Texas Tech*	W	7-6
20	Texas Tech*	L	7-10
23	North Dakota St.	W	6-0
23	North Dakota St.	W	5-1
26	@ Texas A&M*	T	7-7
28	@ Texas A&M*	W	8-6
28	@ Texas A&M*	L	5-13
30	Elmhurst College	W	2-1
30	Elmhurst College	W	2-1
Apr 3	Baylor*	L	0-2
3	Baylor*	L	1-3
4	Baylor*	W	12-10
6	@ UT-Arlington	L	9-11
6	@ UT-Arlington	L	4-6
9	Texas*	L	4-6
11	Texas*	L	1-9
13	@ Texas Wesleyan	L	5-7
13	@ Texas Wesleyan	W	10-4
16	@ Rice*	L	2-4
17	@ Rice*	L	2-5
17	@ Rice*	L	3-12
20	Southwest Texas St.	W	9-0
20	Southwest Texas St.	L	1-2
25	Houston*	L	5-7
26	Houston*	W	9-4
26	Houston*	L	9-6

1983		26-25 (SWC 6-15, 7th)	
Willie Maxwell			
Feb. 18	@ M.H. Baylor	W	9-5
18	@ M.H. Baylor	W	8-5
23	@ Texas Wesleyan	L	4-6
23	@ Texas Wesleyan	L	1-3
24	Oral Roberts	L	7-8
25	St. Edward's	W	3-0
25	St. Edward's	W	12-7
26	@ UT-Arlington	L	5-4
Mar 1	Mary Hardin Baylor	W	3-2
1	Mary Hardin Baylor	W	11-5
7	Lamar	L	2-6
7	Lamar	W	3-2
8	Southwestern	W	2-1
9	Hardin-Simmons	W	5-3
11	NW Missouri St.	W	15-9
12	NW Missouri St.	L	3-6
12	NW Missouri St.	W	6-2
14	UTEP	W	8-6
15	Texas Wesleyan	W	3-0
16	North Dakota St.	W	4-0
16	North Dakota St.	W	10-5
17	North Dakota St.	W	21-0
19	Texas A&M*	W	10-2
19	Texas A&M*	L	7-15
20	Texas A&M*	L	8-17
27	@ Baylor*	W	6-0
27	@ Baylor*	L	1-6
28	@ Baylor*	W	7-5
30	St. Olaf	W	10-8
Apr 1	@ Texas*	L	5-6
2	@ Texas*	W	1-0
2	@ Texas*	L	9-11
5	UT-Pan Am	L	4-18
5	UT-Pan Am	L	3-8
9	Rice*	L	0-6
9	Rice*	L	4-15
10	Rice*	L	6-7
13	Midwestern	L	8-9
13	Midwestern	L	11-15
16	@ Houston*	L	3-7
16	@ Houston*	L	1-6
17	@ Houston*	L	4-5
20	@ UT-Arlington	W	14-7
23	Arkansas*	L	3-4
23	Arkansas*	L	5-10
24	Arkansas*	L	3-9
26	UT-Arlington	W	6-1
30	@ Texas Tech*	L	1-4
30	@ Texas Tech*	W	12-9
May 1	@ Texas Tech*	W	11-10

1984		25-22 (SWC 6-15, T-7th)	
Bragg Stockton			
Feb 22	Dallas Baptist	L	3-6
24	Oral Roberts	L	1-2
25	Trinity	W	5-0
25	Trinity	W	10-0
28	@ Texas Wesleyan	W	11-6
29	@ Texas Wesleyan	W	11-8
Mar 3	@ UT-Arlington	L	0-7
3	@ UT-Arlington	L	3-7
6	Southwestern	L	9-10
8	NW Missouri St.	W	5-4
8	NW Missouri St.	W	3-1
10	Kansas State	W	11-3
10	Kansas State	W	7-1
12	Oklahoma City	W	8-2
13	Kansas State	W	12-7
17	Texas Tech*	W	10-9
17	Texas Tech*	W	3-2
18	Texas Tech*	W	6-3
21	@ Oklahoma City	W	10-1
24	@ Texas A&M*	L	4-5
24	@ Texas A&M*	L	5-6
25	@ Texas A&M*	L	1-10
27	Texas Wesleyan	W	5-4
30	Baylor*	L	3-9
31	Baylor*	L	7-9
31	Baylor*	L	1-2
Apr 2	UT-Arlington	W	17-8
6	Texas*	L	1-12
7	Texas*	W	7-6
8	Texas*	L	8-16
10	UT-Pan Am	W	10-6
10	UT-Pan Am	W	3-2
11	UT-Pan Am	L	4-6
11	UT-Pan Am	W	6-5
14	@ Rice*	L	4-12
14	@ Rice*	L	1-6
15	@ Rice*	L	2-8
17	UT-Arlington	W	8-6
20	Houston*	W	9-4
21	Houston*	L	3-16
21	Houston*	W	6-5
24	North Texas	W	3-2
24	North Texas	W	10-0
25	@ Dallas Baptist	L	9-15
28	@ Arkansas*	L	5-6
28	@ Arkansas*	L	5-8
29	@ Arkansas*	L	5-6

1985		35-17 (SWC 9-12, 6th)	
Bragg Stockton			
Feb 19	Southwest Texas	W	5-2
20	Southwest Texas	W	5-4
27	@ UT-Arlington	W	7-6
28	UT-Arlington	W	11-2
Mar 4	North Texas	W	10-3
4	North Texas	W	2-1
5	@ Dallas Baptist	W	8-4
8	Prairie View A&M	W	14-2
8	Prairie View A&M	W	4-3
9	Kearney State	W	6-0
9	Kearney State	W	3-0
12	Iowa State	L	1-2
12	Iowa State	W	15-1
13	Sam Houston State</		

2014 TCU BASEBALL

YEAR-BY-YEAR RESULTS

28	Rice*	W	8-1
31	@ Oklahoma State	L	7-10
Apr 1	@ Oklahoma State	L	4-11
3	@ Houston*	L	6-10
4	@ Houston*	L	0-7
4	@ Houston*	L	6-7
7	UT-Pan Am	W	10-5
7	UT-Pan Am	W	5-9
8	UT-Pan Am	W	8-4
8	UT-Pan Am	W	4-1
10	Arkansas*	L	7-9
11	Arkansas*	W	7-6
11	Arkansas*	L	7-13
14	@ UT-Arlington	L	8-12
15	UT-Arlington	L	15-17
17	@ Texas Tech*	W	8-2
18	@ Texas Tech*	L	3-4
18	@ Texas Tech*	L	6-7
21	@ Oklahoma	W	14-7
22	@ Oklahoma	L	5-6
24	Texas A&M*	L	2-9
25	Texas A&M*	L	5-7
25	Texas A&M*	W	7-6
May 1	Baylor*	L	2-6
1	Baylor*	L	4-7
2	Baylor*	L	7-8

1988 27-32 (SWC 8-13, 5th) Lance Brown

Feb 13	@ Lamar	W	3-2
13	@ Lamar	L	1-7
14	@ Lamar	W	3-1
15	@ Sam Houston St.	L	1-4
15	@ Sam Houston St.	W	10-7
19	@ Tarleton State	W	5-0
19	@ Tarleton State	W	13-2
20	Texas Wesleyan	W	4-3
20	Texas Wesleyan	L	4-9
21	St. Edward's	W	17-2
21	St. Edward's	L	5-8
23	@ North Texas	W	18-0
25	@ UNLV	L	5-9
26	vs. Georgia Tech	L	4-8
26	vs. Oklahoma	L	2-7
27	@ UNLV (11)	W	5-6
28	vs. Georgia Tech	W	6-4
Mar 5	Southwest Texas St.	W	9-8
6	Southwest Texas St.	W	9-8
6	Southwest Texas St.	W	7-5
8	Dallas Baptist	L	2-3
9	UT-Arlington	L	1-3
11	@ Oral Roberts	L	4-5
12	@ Oral Roberts	L	3-8
12	@ Oral Roberts	W	7-0
18	New Mexico	W	15-2
19	New Mexico	L	2-4
19	New Mexico	L	5-11
20	New Mexico	L	8-9
23	@ Hardin-Simmons	L	3-9
23	@ Hardin-Simmons	L	7-8
25	Texas*	L	2-3
26	Texas*	L	3-10
26	Texas* (10)	L	10-11
30	@ UT-Arlington	L	6-19
Apr 2	@ Rice*	L	1-4
2	@ Rice*	W	5-3
3	@ Rice*	L	4-5
5	North Texas	W	11-5
8	Houston*	W	4-2
9	Houston*	W	2-1
9	Houston*	W	16-9
12	Tarleton State	W	12-3
12	Tarleton State	W	5-1
15	@ Arkansas*	L	2-3
16	@ Arkansas*	W	3-1
16	@ Arkansas*	L	2-3
20	@ Dallas Baptist (11)	W	5-4
22	Texas Tech*	W	6-1
23	Texas Tech*	W	11-4
23	Texas Tech*	L	2-6
26	North Texas	L	3-13
27	UT-Arlington	W	9-3
29	@ Texas A&M*	L	7-10
30	@ Texas A&M*	L	2-4
30	@ Texas A&M*	L	1-9
May 6	Baylor*	W	6-5
6	Baylor*	L	4-5
7	Baylor*	L	2-4

1989 37-22 (SWC 7-14, T-6th) Lance Brown

Feb 9	@ Tulane	W	3-2
9	@ Tulane	W	4-3
10	@ New Orleans	W	1-0
11	@ LSU	L	2-8
12	@ LSU	L	5-10
13	@ SW Louisiana	W	10-9
20	@ Hardin-Simmons	W	5-4
20	@ Hardin-Simmons	W	12-0
24	Southwest Louisiana	W	3-2
24	Southwest Louisiana	L	2-3
25	Southwest Louisiana	W	9-6

Mar 1	Texas Wesleyan	W	9-3
3	@ Wichita State	L	2-16
8	Oklahoma State	L	2-16
10	Sam Houston State	W	7-5
10	Sam Houston State	L	3-4
11	Sam Houston State	W	16-11
13	Lamar	W	16-6
15	Lamar	W	16-2
15	Lamar	W	12-2
16	Emporia State	L	6-10
16	Emporia State	W	14-1
18	Northwestern	W	10-1
19	Northwestern	L	4-5
22	Wis.-Eau Claire	W	14-2
22	Wis.-Eau Claire	W	18-0
24	Rice*	W	6-1
25	Rice*	L	0-1
25	Rice* (11)	W	2-1
27	Nebraska	W	6-5
27	Nebraska	W	17-1
31	@ Houston*	L	7-8
1	@ Houston*	L	4-5
1	@ Houston*	L	3-9
5	Centenary	W	7-6
5	Centenary	W	10-1
7	Arkansas*	L	4-5
8	Arkansas*	L	6-8
8	Arkansas*	L	3-11
11	UT-Arlington	W	11-10
14	@ Texas Tech*	L	4-6
15	@ Texas Tech*	L	3-5
15	@ Texas Tech*	L	5-16
18	@ UT-Arlington	W	12-8
21	Texas A&M*	W	4-2
22	Texas A&M*	L	3-14
22	Texas A&M*	L	5-10
25	Dallas Baptist	W	4-3
25	Dallas Baptist	W	5-4
26	North Texas	W	9-2
26	North Texas	W	6-1
28	@ Baylor*	W	13-6
29	@ Baylor*	W	7-6
29	@ Baylor*	W	7-6
May 2	Northwood	W	5-4
2	Northwood	W	2-0
5	@ Texas*	W	5-1
6	@ Texas*	L	2-10
6	@ Texas*	L	1-10

1990 27-32 (SWC 4-17, 8th) Lance Brown

Feb 3	Stephen F. Austin	W	14-13
4	Stephen F. Austin	W	22-2
4	Stephen F. Austin	L	2-6
9	@ New Orleans	L	0-5
9	@ New Orleans	L	6-10
10	@ SW Louisiana	L	0-10
10	@ SW Louisiana	L	2-7
11	@ SW Louisiana	L	5-11
12	Nicholls State (11)	L	3-4
17	Kansas	W	5-4
18	Kansas	W	4-3
20	Dallas Baptist	W	11-6
23	College of the SW	W	9-6
24	College of the SW	W	11-0
24	College of the SW	W	11-2
25	College of the SW	L	12-17
Mar 1	UT-Arlington	W	15-7
3	Hardin-Simmons	W	8-7
4	Hardin-Simmons	W	4-3
4	Hardin-Simmons	W	9-3
7	Union College	W	8-1
9	Northwood Inst. (12)	L	10-11
12	SE Oklahoma	W	11-5
13	SE Oklahoma	W	3-0
16	vs. Oklahoma St.#	W	6-4
17	vs. Sam Houston St.#	L	9-10
17	vs. Illinois State#	L	8-11
20	St. Francis	W	10-7
21	Tarleton State	W	7-4
21	Tarleton State	W	17-7
23	@ Rice*	L	1-2
24	@ Rice*	L	4-5
24	@ Rice*	W	7-3
31	Houston*	L	5-7
31	Houston*	L	3-14
1	Houston*	L	3-8
3	Texas Southern	W	4-3
3	Texas Southern	W	15-2
6	@ Arkansas*	L	3-10
7	@ Arkansas*	L	3-4
7	@ Arkansas*	L	3-7
8	@ SW Missouri St.	L	2-26
9	@ SW Missouri St.	L	4-5
13	Texas Tech*	L	0-9
14	Texas Tech*	W	6-5
14	Texas Tech*	L	3-6
17	@ Stephen F. Austin	L	2-5
17	@ Stephen F. Austin	W	5-4
20	@ Texas A&M*	L	9-10
21	@ Texas A&M*	W	3-1

1990 27-32 (SWC 4-17, 8th) Lance Brown

Feb 3	Stephen F. Austin	W	14-13
4	Stephen F. Austin	W	22-2
4	Stephen F. Austin	L	2-6
9	@ New Orleans	L	0-5
9	@ New Orleans	L	6-10
10	@ SW Louisiana	L	0-10
10	@ SW Louisiana	L	2-7
11	@ SW Louisiana	L	5-11
12	Nicholls State (11)	L	3-4
17	Kansas	W	5-4
18	Kansas	W	4-3
20	Dallas Baptist	W	11-6
23	College of the SW	W	9-6
24	College of the SW	W	11-0
24	College of the SW	W	11-2
25	College of the SW	L	12-17
Mar 1	UT-Arlington	W	15-7
3	Hardin-Simmons	W	8-7
4	Hardin-Simmons	W	4-3
4	Hardin-Simmons	W	9-3
7	Union College	W	8-1
9	Northwood Inst. (12)	L	10-11
12	SE Oklahoma	W	11-5
13	SE Oklahoma	W	3-0
16	vs. Oklahoma St.#	W	6-4
17	vs. Sam Houston St.#	L	9-10
17	vs. Illinois State#	L	8-11
20	St. Francis	W	10-7
21	Tarleton State	W	7-4
21	Tarleton State	W	17-7
23	@ Rice*	L	1-2
24	@ Rice*	L	4-5
24	@ Rice*	W	7-3
31	Houston*	L	5-7
31	Houston*	L	3-14
1	Houston*	L	3-8
3	Texas Southern	W	4-3
3	Texas Southern	W	15-2
6	@ Arkansas*	L	3-10
7	@ Arkansas*	L	3-4
7	@ Arkansas*	L	3-7
8	@ SW Missouri St.	L	2-26
9	@ SW Missouri St.	L	4-5
13	Texas Tech*	L	0-9
14	Texas Tech*	W	6-5
14	Texas Tech*	L	3-6
17	@ Stephen F. Austin	L	2-5
17	@ Stephen F. Austin	W	5-4
20	@ Texas A&M*	L	9-10
21	@ Texas A&M*	W	3-1

21	@ Texas A&M*	L	2-13
24	@ Dallas Baptist	W	8-7
28	Baylor*	L	2-4
28	Baylor*	L	4-5
29	Baylor*	L	4-8
May 1	@ UT-Arlington	L	13-4
3	Texas*	W	10-7
3	Texas*	L	6-13
4	Texas*	L	11-15

- Shreveport Tournament

1991 34-25 (SWC 10-11, t-4th) Lance Brown

Feb 2	Northwood Inst.	L	2-5
2	Northwood Inst.	L	0-3
8	@ Hardin-Simmons	W	14-5
9	@ Hardin-Simmons	W	12-4
9	@ Hardin-Simmons	W	12-4
13	Tarleton State	W	7-4
16	@ Louisiana Tech	L	3-6
16	@ Louisiana Tech	L	9-10
17	@ Louisiana Tech	W	9-4
21	Texas Wesleyan	W	7-1
21	Texas Wesleyan	L	4-5
22	College of the SW	W	3-2
22	College of the SW	L	4-5
24	College of the SW	W	5-4
24	College of the SW	W	11-3
Mar 1	NE Louisiana	W	10-9
2	NE Louisiana	W	10-1
2	NE Louisiana	W	8-1
5	@ Dallas Baptist	W	15-13
6	Tarleton State	W	11-6
8	New Mexico State	W	5-3
9	New Mexico State	W	8-7
9	New Mexico State	W	9-1
10	New Mexico State	W	3-2
13	Emporia State	W	11-10
15	@ Long Beach State	L	0-12
16	@ Long Beach State	L	8-17
17	@ Long Beach State	L	0-12
19	St. Francis	W	11-5
22	@ Texas*	L	1-5
23	@ Texas*	L	4-5
23	@ Texas*	L	0-8
27	Oklahoma	L	2-5
29	Rice*	W	9-8
30	Rice*	W	5-0
30	Rice*	L	2-3
Apr 2	UT-Arlington	L	3-4
7	Houston*	W	8-4
7	Houston*	W	5-0
8	Houston*	W	11-2
9	@ UT-Arlington	W	8-5
12	Arkansas*	W	4-1
13	Arkansas*	L	2-12
14	Arkansas*	L	6-12
16	Dallas Baptist	W	2-1
19	@ Texas Tech*	W	9-5
20	@ Texas Tech*	W	2-1
20	@ Texas Tech*	L	1-6
26	Texas A&M*	L	2-9
27	Texas A&M*	L	3-4
27	Texas A&M*	L	2-5
30	@ Oklahoma	L	5-9
May 4	@ Baylor*	W	4-0
5	@ Baylor*	W	4-2
16	vs. Texas#	L	5-13
17	vs. Baylor#	W	3-0
17	@ Texas A&M#	W	4-2
18	vs. Texas#	L	6-8

- SWC Tournament, College Station

1992 25-30 (SWC 14-22, 6th) Lance Brown

Feb 1	@ UT-Arlington	L	3-4
7	Dallas Baptist	W	9-6
8	Louisiana Tech	W	1-0
8	Louisiana Tech	L	4-8
9	Louisiana Tech	L	4-6
11	Tarleton State	W	8-7
14	@ Texas Tech*	L	2-3
15	@ Texas Tech*	W	5-1
15	@ Texas Tech*	W	9-2
19	@ Stephen F. Austin	W	16-15
21	Rice*	L	9-14
23	Rice*	W	2-1
23	Rice*	W	7-4
28	@ Houston* (12)	W	10-7
29	@ Houston*	L	1-4
29	@ Houston*	W	5-3
Mar 2	Stephen F. Austin	W	9-8
3	UT-Arlington	L	5-10
6	Texas*	L	5-20
7	Texas*	L	4-8
7	Texas*	L	1-9
13	@ Baylor*	L	1-2
14	@ Baylor*	L	5-6
14	@ Baylor*	L	3-8
17	@ N. Mexico St. (10)	W	8-7
18	@ New Mexico St.	W	12-9
20	Colorado State	L	0-5

1994 38-22 (SWC 14-4, 1st) Lance Brown

Feb 5	@ UT-Arlington	W	8-7
6	UT-Arlington	W	14-6
7			

2014 TCU BASEBALL

YEAR-BY-YEAR RESULTS

25	UT-Arlington	W	8-2
29	@ Oral Roberts	L	6-7
30	@ Oral Roberts	W	7-6
30	@ Oral Roberts	W	5-3
May 2	@ Oklahoma	L	1-4
3	@ Oklahoma	L	4-11
12	Texas A&M*	W	6-3
13	vs. Texas A&M*!	L	15-20
14	vs. Texas A&M*!	L	9-10

- at Lubbock, Texas
 \$ - SWC First Pitch Tournament - Houston
 ! - Played at The Ballpark In Arlington

1996 34-33 (SWC 11-13, 1-4th) Lance Brown

Jan 21	@ Hawai'i-Pacific	W	20-2
22	vs. Washington St.^\	L	5-17
23	vs. Washington St.^\	L	0-3
23	@ Hawai'i-Hilo	W	7-3
26	@ Hawai'i-Hilo	L	4-5
26	@ Hawai'i-Hilo	L	2-4
27	@ Hawai'i-Hilo	W	9-0
27	@ Hawai'i-Hilo	W	10-8
Feb 7	@ Dallas Baptist	W	14-9
9	Oral Roberts	W	13-2
10	Oral Roberts	L	2-3
10	Oral Roberts	W	10-9
13	Tarleton State	W	23-3
17	Louisiana Tech	L	1-7
18	Louisiana Tech	L	5-11
20	Oklahoma	W	10-9
23	@ UT-Pan Am	W	7-2
23	@ UT-Pan Am (8)	W	8-7
24	@ UT-Pan Am	L	8-9
24	vs. Purdue&	L	5-9
Mar 1	@ Southern Miss	L	2-4
2	@ Southern Miss	L	1-12
3	@ Southern Miss	L	7-9
6	Maine	W	21-1
7	Maine	W	16-4
9	Oklahoma State	L	8-13
10	Oklahoma State	W	10-5
12	@ Sam Houston St.	W	10-0
12	@ Sam Houston St.	W	11-3
15	vs. Texas A&M*	L	2-3
16	vs. Texas Tech*	L	2-8
16	vs. Rice%	W	12-7
17	vs. Baylor%	W	9-8
19	Dallas Baptist	W	10-8
22	Rice* (10)	W	9-8
23	Rice*	W	9-8
26	@ UT-Arlington	W	7-3
26	@ UT-Arlington	L	2-5
30	@ Oral Roberts	L	3-5
30	@ Oral Roberts	L	4-10
31	@ Oral Roberts	L	14-16
Apr 6	Baylor*	W	3-2
6	Baylor*	W	6-1
7	Baylor*	L	7-17
12	@ Texas A&M*	L	3-13
13	@ Texas A&M*	L	7-16
13	@ Texas A&M*	L	7-8
19	@ Houston*	L	2-9
20	@ Houston*	L	2-5
20	@ Houston*	L	9-10
21	@ Houston*	W	14-4
23	Tarleton State	W	16-1
26	@ Oklahoma	W	9-5
27	@ Oklahoma	W	21-9
28	vs. Oklahoma! (14)	L	6-7
30	UT-Arlington	W	13-1
May 3	Texas*	L	6-9
4	Texas*	W	11-6
5	Texas*	L	13-20
5	Texas*	W	4-1
11	@ Texas Tech*	W	7-4
11	@ Texas Tech* (11)	L	6-9
12	@ Texas Tech*	L	7-23
15	vs. Baylor#	W	12-5
16	vs. Texas#	L	5-7
17	vs. Texas Tech#	L	6-10

^ - Played in Hilo, Hawaii
 & - Played in Edinburg, Texas
 \$ - SWC First Pitch Tournament, Houston
 ! - Played at The Ballpark In Arlington
 # - SWC Tournament - Lubbock, Texas

1997 26-27 (WAC 15-15, 2nd) Lance Brown

Feb 1	Oral Roberts	L	3-21
2	Oral Roberts	L	12-20
7	UT-Arlington	W	24-2
8	Sam Houston State	L	1-2
8	Sam Houston State	W	6-1
11	@ Texas Tech	W	10-1
15	@ Louisiana Tech	L	3-4
16	@ Louisiana Tech	W	15-11
18	Texas Wesleyan	W	9-2
21	Texas	L	1-3
22	Texas	L	4-7
23	Texas	L	0-5
24	Washington State	W	9-8
28	Rice*	L	6-11
Mar 1	Rice*	L	4-5
2	Rice*	L	9-14
7	New Mexico*	W	10-3
8	New Mexico*	W	8-5
9	New Mexico*	W	5-1
11	Oklahoma (11)	L	5-6
14	Grand Canyon*	W	13-4
15	Grand Canyon*	W	8-5
16	Grand Canyon*	W	10-3
17	Cornell	W	17-1
21	@ Air Force*	W	9-3
22	@ Air Force*	W	10-3
22	@ Air Force*	L	8-14
23	@ Air Force*	W	5-4
27	Fresno State*	L	12-19
28	Fresno State*	L	5-10
29	Fresno State*	W	11-7
Apr 1	Texas Tech*	L	3-9
2	Texas Tech*	L	5-10
4	@ San Jose State*	L	7-8
5	@ San Jose State*	L	3-5
6	@ San Jose State*	L	9-14
8	Texas%	L	6-7
12	@ Rice*	W	10-5
13	@ Rice* (9)	L	7-11
13	@ Rice*	L	4-6
15	UT-Arlington	W	6-1
18	@ UNLV*	L	5-19
19	@ UNLV*	W	13-7
20	@ UNLV*	L	13-14
22	UT-Arlington	W	6-2
26	@ New Mexico* (10)	W	15-14
27	@ New Mexico*	L	2-12
27	@ New Mexico*	W	13-5
29	@ Oklahoma	L	8-11
May 2	UNLV*	W	22-7
3	UNLV*	W	10-8
4	UNLV*	L	3-5
9	@ UT-Arlington	W	9-6

13	vs. San Diego St.%	L	12-14
14	vs. Rice%	L	5-10

- Just For Feet Showdown in the Desert
 ! - Played at The Ballpark in Arlington
 % - WAC Tournament - San Diego, Calif.

1999 33-26 (WAC 19-10, 2nd) Lance Brown

Feb 5	vs. UT-Arlington#	W	17-3
5	vs. Oral Roberts#	L	3-11
6	vs. Sam Houston St.#	L	5-10
7	vs. Centenary# (10)	W	11-7
9	@ Texas Tech	L	3-8
13	Southwest Texas St.	L	2-4
13	Southwest Texas St.	W	7-2
14	Southwest Texas St.	W	12-6
16	@ UT-Arlington	W	15-12
20	Lamar	W	7-3
20	Lamar	L	1-3
21	Lamar (11)	L	5-6
23	Oklahoma	L	12-14
26	Hawai'i*	W	6-5
27	Hawai'i*	W	10-0
28	Hawai'i*	W	8-7
Mar 2	@ Oklahoma	L	3-6
5	@ Fresno State*	L	1-7
6	@ Fresno State*	W	7-6
7	@ Fresno State*	W	14-8
9	@ Texas Tech*	L	5-6
14	Oral Roberts	L	10-20
16	@ Texas	L	14-15
17	Oklahoma State	W	5-4
19	@ New Mexico*	W	1-0
20	@ New Mexico*	W	4-3
21	@ New Mexico*	L	16-17
23	UT-Arlington	W	23-5
25	San Diego State*	W	8-2
26	San Diego State*	W	6-1
27	San Diego State*	W	8-7
Apr 2	@ BYU*	W	16-7
3	@ BYU*	W	9-6
6	Texas Tech	L	2-3
7	@ UT-Arlington (11)	W	10-8
9	Utah*	W	10-6
10	Utah*	W	17-1
11	Utah* (10)	L	6-7
13	@ Oklahoma State	L	9-21
16	Air Force*	W	14-11
17	Air Force*	W	13-1
18	Air Force*	W	18-3
20	Texas%	L	0-3
23	@ UNLV*	L	6-9
24	@ UNLV*	L	2-6
25	@ UNLV*	L	6-12
30	@ Rice*	L	1-6
May 1	@ Rice* (12)	L	7-8
1	@ Rice*	W	4-2
5	UT-Arlington	W	11-3
7	San Jose State	W	14-1
8	San Jose State	L	6-9
9	San Jose State	L	6-12
19	vs. Hawai'i\$	W	9-5
20	vs. San Jose State\$	L	6-9
21	vs. Hawai'i\$	W	12-10
21	vs. San Jose State\$	W	10-6
22	vs. Rice\$	L	3-18

% - Played at The Ballpark in Arlington

1998 33-23 (WAC 18-11, 2nd) Lance Brown

Feb 1	@ UT-Arlington	L	6-9
2	UT-Arlington	W	22-0
6	vs. Oklahoma St.#	L	3-9
7	vs. Indiana#	W	8-4
10	Texas Tech	L	2-9
11	Texas Tech	W	12-10
15	@ SW Texas St.	W	7-6
15	@ SW Texas St.	L	3-6
20	Illinois	W	9-4
21	Illinois	W	5-3
22	Illinois	W	6-4
23	Dallas Baptist	W	20-13
26	vs. UT-Arlington	L	4-8
27	Oral Roberts	W	13-12
28	Oral Roberts	W	27-5
Mar 1	Oral Roberts	L	5-6
3	@ Texas	W	11-2
6	New Mexico*	W	9-4
7	New Mexico*	L	2-9
10	@ Texas Tech	L	4-16
11	@ Texas Tech (11)	W	8-7
13	Utah*	W	5-3
14	Utah*	W	8-0
14	Utah*	W	11-8
15	Utah*	W	5-3
17	Oklahoma	L	6-7
19	@ BYU*	L	10-11
20	@ BYU*	W	22-5
21	@ BYU*	W	11-7
24	@ UT-Arlington	L	3-7
27	UNLV*	W	10-7
28	UNLV*	W	5-1
29	UNLV*	L	2-9
31	@ Oklahoma	L	7-8
Apr 3	@ Rice*	L	2-19
4	@ Rice*	W	10-7
5	@ Rice*	L	6-9
10	@ Hawai'i*	W	8-3
11	@ Hawai'i*	L	6-7
12	@ Hawai'i*	W	9-4
17	San Diego State*	W	20-5
18	San Diego State*	W	17-7
19	San Diego State*	L	5-14
22	UT-Arlington	W	7-5
24	@ New Mexico*	L	11-14
25	@ New Mexico*	W	4-3
25	@ New Mexico*	W	11-6
28	vs. Texas!	W	8-7
May 1	@ UNLV*	W	15-12
2	@ UNLV*	L	8-11
3	@ UNLV*	W	10-9
8	Rice*	L	4-10
10	Rice*	L	1-7
10	Rice*	W	11-4

- The Gateway Classic - Laredo, TX
 % - Played at The Ballpark in Arlington
 \$ - WAC Tournament - Fresno, Calif.

2000 22-34 (WAC 12-18, 5th) Lance Brown

Feb 1	Dallas Baptist	L	4-7
5	Southwest Texas St.	W	6-3
5	SW Texas St. (14)	L	6-9
6	Southwest Texas St.	L	5-15
8	@ UT-Arlington (11)	L	2-3
10	UT-Arlington	W	13-9
11	vs. Iowa State%	W	9-0
11	@ UT-Arlington	L	4-12
12	Iowa State	L	5-8
15	Texas Tech	W	14-4
18	Baylor	L	3-8
19	@ Baylor	L	3-4
20	@ Baylor	L	2-11
22	Oklahoma	L	13-16
26	@ Lamar	L	6-10
27	@ Lamar (8)	W	3-2
27	@ Lamar	L	5-9
29	@ Dallas Baptist	L	6-9
Mar 3	San Jose State*	W	13-5
4	San Jose State*	W	6-4
5	San Jose State*	L	3-5
7	@ Texas	L	15-17
10	@ Hawai'i*	L	2-6
11	@ Hawai'i*	L	2-3
12	@ Hawai'i*	L	6-14
16	@ Hawai'i-Hilo*	W	6-3
17	@ Hawai'i-Hilo* (10)	L	2-3
18	@ Hawai'i-Hilo*	L	6-10
24	Texas Wesleyan	W	5-4

24	Texas Wesleyan	W	7-2
25	Texas Wesleyan	W	4-3
26	Tarleton State (10)	L	5-8
28	@ Texas Tech	W	7-5
31	@ Rice*	W	3-0
Apr 1	@ Rice*	L	3-12
4	@ Oklahoma	L	2-5
7	Fresno State*	L	7-9
8	Fresno State*	L	3-8
9	Fresno State*	W	10-1
13	Hawai'i-Hilo*	W	11-5
14	Hawai'i-Hilo*	W	2-1
15	Hawai'i-Hilo*	W	9-7
20	@ San Jose State*	L	6-11
21	@ San Jose State*	W	7-5
22	@ San Jose State*	L	0-5
27	Hawai'i*	W	4-1
28	Hawai'i*	W	7-1
29	Hawai'i*	L	6-7
May 4	@ Fresno State*	L	6-9
5	@ Fresno State*	L	6-7
6	@ Fresno State*	L	5-6
14	vs. SVW Texas St.\$	W	8-3
19	Rice*	L	1-11
20	Rice*	L	0-3
20	Rice*	L	3-8
21	Rice*	W	3-2

% - Played in Arlington, Texas
 \$ - Played at Dell Diamond - Round Rock

2001 32-28 (WAC 21-15, 3rd) Lance Brown

Jan 30	Prairie View A&M	W	17-0
30	Prairie View A&M	W	17-2
Feb 2	vs. Texas Tech#	L	4-5
6	vs. Baylor#	L	4-12
4	vs. Texas#	W	2-1
7	Missouri Southern	L	6-9
9	vs. Kansas\$	L	3-7
10	vs. Charlotte\$	W	10-1
11	vs. SW Texas St. \$	L	4-16
18	Hawai'i-Hilo*	W	14-2
18	Hawai'i-Hilo*	W	6-1
19	Hawai'i-Hilo*	W	12-0
20	Oklahoma	W	6-1
23	@ San Jose State*	W	5-3
25	@ San Jose State*	L	2-8
4	UT-Pan American	W	9-5
6	@ Texas	W	7-2
7	@ SW Texas St.	L	4-9
9	Nevada*	W	8-5
10	Nevada*	L	3-5
13	@ UT-Arlington	L	3-5
15	Iowa State	W	29-4
17	@ Hawai'i*	W	8-5
18	@ Hawai'i*	W	13-3
17	@ Hawai'i*	W	11-8
22	@ Hawai'i-Hilo*	W	7-4
23	@ Hawai'i-Hilo*	W	9-0
24	@ Hawai'i-Hilo*	W	3-1
30	Rice*	L	3-5
31	Rice*	L	1-4
Apr 1	Rice*	L	1-7
3	@ Oklahoma	L	5-9
5			

2014 TCU BASEBALL

YEAR-BY-YEAR RESULTS

Apr	1	Southwest Texas St.	W	8-0
	4	@ Memphis*	L	6-9
	5	@ Memphis*	W	8-0
	5	@ Memphis*	L	4-5
	11	@ UAB*	W	1-0
	12	@ UAB*	W	7-0
	13	@ UAB*	W	10-2
	18	East Carolina*	W	8-2
	19	East Carolina*	W	4-3
	20	East Carolina*	W	12-6
	22	@ Baylor	L	4-22
	25	@ Cincinnati*	W	3-0
	26	@ Cincinnati*	W	7-0
	27	@ Cincinnati*	W	12-6
	29	@ Sam Houston St.	L	10-11
May	2	USF*	L	0-3
	3	USF*	W	5-1
	4	USF*	W	10-3
	9	@ Charlotte*	L	6-9
	10	@ Charlotte*	W	20-15
	11	@ Charlotte*	W	18-6
	15	Louisville*	L	6-10
	16	Louisville*	W	30-2
	17	Louisville*	W	8-7
	21	vs. Louisville!	L	1-5
	22	vs. USF!	L	6-10

! - C-USA Tournament - New Orleans, La.

2004		39-26 (C-USA 19-11, 4th) Jim Schlossnagle		
C-USA TOURNAMENT CHAMPS				
NCAA AUSTIN REGIONAL				
Feb	5	Dallas Baptist (10)	W	13-12
	7	Dallas Baptist	L	9-10
	15	Texas State (10)	L	4-7
	15	Texas State	L	2-6
	17	@ Texas Arlington	L	0-11
	19	vs. Oklahoma State!	W	14-6
	20	vs. Dallas Baptist!	W	6-1
	21	vs. Furman Univ.!	W	7-2
	24	@ Oklahoma State	L	5-7
	27	@ Texas Tech	W	6-4
	28	@ Texas Tech	W	8-5
	29	@ Texas Tech	L	9-19
Mar	5	St. John's	W	13-9
	6	St. John's	W	3-2
	7	@ UT-Arlington	L	7-8
	11	vs. Arizona^	L	2-5
	12	New Mexico	W	2-0
	13	New Mexico	W	11-3
	14	New Mexico	W	5-1
	16	Oklahoma	W	6-3
	19	Memphis*	W	11-5
	20	Memphis*	W	22-2
	21	Memphis*	W	8-7
	26	@ Houston*	W	1-0
	27	@ Houston*	L	2-9
	28	@ Houston*	W	18-7
	30	@ Baylor	L	0-11
Apr	2	@ Southern Miss*	L	6-19
	3	@ Southern Miss*	L	3-4
	4	@ Southern Miss*	L	5-9
	9	Cincinnati*	W	13-2
	9	Cincinnati*	W	10-3
	11	Cincinnati*	L	6-7
	14	UT-Arlington	W	4-3
	16	@ USF*	L	3-4
	17	@ USF* (10)	W	7-6
	18	@ USF*	W	7-1
	20	@ Oklahoma	W	5-4
	23	Saint Louis*	W	10-8
	24	Saint Louis*	W	12-5
	25	Saint Louis*	W	5-2
	27	Baylor	L	0-4
	30	@ Louisville*	W	18-11
May	2	@ Louisville*	L	2-3
	2	@ Louisville*	W	10-6
	7	UAB*	W	5-4
	8	UAB*	L	10-20
	9	UAB*	L	2-10
	11	Dallas Baptist	L	3-5
	14	@ East Carolina*	L	2-7
	15	@ East Carolina*	L	3-14
	16	@ East Carolina*	W	3-1
	18	Sam Houston State	L	3-7
	20	Charlotte*	W	6-2
	21	Charlotte*	W	8-1
	22	Charlotte*	W	9-7
	26	vs. Houston\$	L	5-9
	27	vs. Louisville\$	W	4-3
	28	vs. East Carolina\$	W	10-4
	29	vs. Houston\$	W	8-3
	29	vs. Houston\$	W	5-4
	30	vs. Southern Miss\$	W	3-1
June	4	vs. Oral Roberts#	L	5-6
	5	vs. Youngstown St.#	W	12-8
	5	vs. Oral Roberts#	L	1-10

! - SW Diamond Classic - Ft. Worth, TX
^ - Played at Dell Diamond - Round Rock
\$ - C-USA Tournament - Houston, Texas
- NCAA Austin Regional - Austin, TX

2005		41-20 (C-USA 20-10, 2nd) Jim Schlossnagle		
C-USA TOURNAMENT CHAMPS				
NCAA WACO REGIONAL				
Feb	11	Utah	W	10-0
	13	Utah	W	6-4
	13	Utah	W	13-6
	15	Texas Tech	L	4-7
	18	@ Florida Atlantic	W	10-9
	19	@ Florida Atlantic	L	1-3
	20	@ Florida Atlantic	W	7-3
	22	@ Sam Houston St.	L	6-12
	25	Dallas Baptist	W	3-2
	26	Dallas Baptist	W	15-10
Mar	4	Manhattan (11)	W	6-5
	5	Manhattan	W	10-4
	6	Manhattan	W	9-8
	8	Texas Tech	W	9-2
	11	@ #5 Rice	W	2-1
	12	@ #5 Rice	L	5-15
	13	@ #5 Rice	L	1-2
	15	@ #16 Baylor (10)	L	3-4
	18	#24 Southern Miss*	W	10-9
	19	#24 Southern Miss*	W	5-4
	20	#24 S'ern Miss* (10)	L	7-14
	22	Oklahoma	L	4-5
	25	@ Saint Louis*	W	10-0
	26	@ Saint Louis*	W	13-1
	26	@ Saint Louis*	L	4-11
Apr	1	East Carolina*	W	8-5
	2	East Carolina*	L	5-10
	3	East Carolina*	W	4-0
	5	@ UT-Arlington	W	11-2
	8	USF*	W	9-4
	9	USF*	W	7-3
	10	USF*	W	9-2
	12	@ Oklahoma	L	10-20
	15	@ Memphis*	W	10-2
	16	@ Memphis*	W	9-1
	17	@ Memphis* (10)	L	5-6
	19	#8 Baylor (11)	W	2-1
	23	@ Charlotte	L	14-15
	23	@ Charlotte	W	27-7
	24	@ Charlotte	W	8-3
	26	UT-Pan Am	W	9-2
	27	UT-Pan Am	W	8-0
	29	Houston*	W	7-2
	30	Houston*	W	9-6
May	1	Houston*	L	1-6
	3	UT-Arlington	W	12-3
	6	@ Cincinnati*	W	11-0
	7	@ Cincinnati*	L	3-4
	8	@ Cincinnati*	W	15-13
	13	Louisville*	W	4-1
	14	Louisville*	L	2-5
	15	Louisville* (8)	W	11-0
	20	@ #1 Tulane	L	2-5
	20	@ #1 Tulane	W	6-0
	21	@ #1 Tulane	L	1-5
	25	vs. Louisville^	W	4-2
	26	@ Southern Miss^	W	8-0
	28	@ Southern Miss^	W	13-7
June	4	vs. Stanford!	W	5-1
	5	@ #8 Baylor!	L	3-8
	5	vs. Stanford!	L	4-12

^ - C-USA Tourney, Hattiesburg, Miss.
! - NCAA Waco Regional, Waco, Texas

2006		39-23 (MWC 17-5, 1st) Jim Schlossnagle		
MWC CHAMPS				
MWC TOURNAMENT CHAMPS				
NCAA NORMAN REGIONAL				
Feb	10	vs. #12 Tulane^ (10)	W	5-3
	11	vs. Houston^	W	6-4
	12	vs. #2 Rice^	L	6-12
	14	Texas State	L	1-5
	17	vs. #17 Arkansas!	L	2-5
	18	@ UT-Pan Am!	W	9-4
	19	vs. Stephen F. Austin!	W	13-0
	25	Wright State	L	4-6
	25	Wright State	W	8-4
	26	Wright State	W	4-2
	28	Dallas Baptist	L	8-11
Mar	3	Florida Atlantic	W	5-1
	4	Florida Atlantic	W	10-5
	5	Florida Atlantic	L	3-4
	7	#23 Oklahoma	L	5-10
	10	vs. #1 Rice%	L	1-8
	11	vs. TAMU-CC%	W	6-1
	12	vs. #13 Arizona St.%	L	1-3
	14	@ Texas State	W	3-1
	18	@ UC Santa Barbara	L	3-13
	19	@ UC Santa Barbara	L	4-5
	19	@ UC Santa Barbara	W	8-5
	21	@ #21 Baylor	L	4-10
	24	UCF	W	2-1
	25	UCF	L	1-5
	26	UCF (10)	L	3-5
	30	vs. BYU*\$	W	9-4
	31	vs. UNLV*\$	W	5-2
Apr	1	vs. San Diego St.*\$	L	7-9
	2	vs. Air Force*\$	W	12-6
	4	Baylor	W	18-8
	7	Air Force*	W	16-1
	8	Air Force*	W	13-2
	9	Air Force*	W	5-4
	11	@ #16 Oklahoma	L	11-12
	14	UNLV*	W	7-3
	15	UNLV*	W	9-7
	16	UNLV*	W	3-2
	20	@ BYU*	W	6-4
	21	@ BYU*	W	14-5
	22	@ BYU*	L	4-6
	25	@ UT-Arlington	W	16-6
	28	@ San Diego State*	L	0-6
	29	@ San Diego St.* (10)	W	7-5
	30	@ San Diego State*	L	2-5
May	2	Dallas Baptist	L	0-3
	5	Utah*	W	2-0
	6	@ Utah*	W	18-3
	7	Utah*	L	3-6
	12	UT-Pan Am	W	4-0
	13	UT-Pan Am	W	6-3
	14	UT-Pan Am	W	5-4
	16	UT-Arlington	W	8-5
	18	@ New Mexico*	W	15-2
	19	@ New Mexico*	W	13-6
	20	@ New Mexico*	W	8-6
	24	vs. New Mexico@	W	18-6
	25	vs. BYU@	W	13-6
	27	vs. BYU@	W	9-6
June	2	@ #13 Oklahoma#	W	6-5
	3	vs. Wichita State#	L	8-18
	4	vs. #13 Oklahoma#	L	6-15

! - Houston College Classic
^ - UT-Pan Am Tourney - Edinburg, TX
% - Whataburger Classic - Corpus Christi
\$ - MWC Preseason Tourney, San Diego
@ - MWC Postseason Tourney, Las Vegas
- NCAA Norman Regional, Okla.

2007		48-14 (MWC 20-3, 1st) Jim Schlossnagle		
MWC CHAMPS				
MWC TOURNAMENT CHAMPS				
NCAA HOUSTON REGIONAL				
Feb	9	@ UCF	W	10-1
	10	@ UCF	W	12-1
	11	@ UCF	L	6-8
	13	Dallas Baptist (12)	W	6-5
	16	#27 Oral Roberts	W	2-1
	17	#27 Oral Roberts	W	10-8
	18	#27 Oral Roberts	W	8-4
	23	@ #30 Coastal Caro.!	L	6-11
	24	vs. UNC Wilmington!	L	5-10
	24	vs. Notre Dame!	L	1-4
	25	vs. #26 N.C. State!	W	5-3
Mar	2	Vermont	W	12-1
	3	Vermont	W	4-1
	4	Vermont	W	10-2
	9	vs. #8 Rice^	L	6-20
	10	vs. TAMU-CC^	W	3-0
	11	vs. Texas Tech^	L	1-4
	14	UT-Arlington	W	10-6
	16	Air Force*	W	6-0
	17	Air Force*	W	10-2
	18	Air Force*	W	7-2
	20	@ UT-Arlington	W	10-6
	22	@ BYU*	W	6-5
	23	@ BYU*	L	11-12
	24	@ BYU*	W	12-3
	27	@ #14 Texas A&M	L	2-13
	31	UC Santa Barbara	W	12-3
	31	UC Santa Barbara	W	8-5
Apr	1	UC Santa Barbara	W	8-3
	3	@ Oklahoma	L	5-13
	5	@ Air Force*	W	9-2
	6	@ Air Force*	W	15-5
	10	@ Baylor	W	6-3
	13	@ UNLV*	W	13-5
	14	@ UNLV*	W	16-12
	15	@ UNLV*	W	7-3
	17	Oklahoma	W	11-4
	19	BYU*	L	0-5
	19			

2014 TCU BASEBALL

YEAR-BY-YEAR RESULTS

2009		40-18 (MWC 15-5, 1st) Jim Schlossnagle	
MWC CHAMPS			
FORT WORTH REGIONAL CHAMPS			
AUSTIN SUPER REGIONAL			
Feb 20	@ #5 Cal St. Fullerton	L	6-7
21	@ #5 Cal St. Fullerton	W	8-6
22	@ #5 Cal St. Fullerton	W	11-6
24	Dallas Baptist	W	6-0
25	Texas State	W	8-2
28	@ #13 Ole Miss	W	19-13
Mar 3	@ UT Arlington	W	11-3
4	#6 Baylor	L	1-2
6	Wichita State	W	6-5
7	Wichita State	W	9-4
8	Wichita State	W	12-3
10	@ Texas State	W	9-5
14	Minnesota	L	4-6
15	Minnesota	L	2-7
16	#25 Minnesota	W	4-1
17	#13 Oklahoma	L	7-8
20	@ Utah*	W	8-7
21	@ Utah*	W	6-1
22	@ Utah* (10)	L	8-9
24	Stephen F. Austin	W	10-2
26	@ #8 Baylor	L	4-15
27	San Diego State*	L	5-11
28	San Diego State*	W	8-5
29	San Diego State*	L	1-2
Apr 1	UT Arlington	W	2-1
3	#18 New Mexico*	W	7-3
4	#18 New Mexico*	W	4-2
5	#18 New Mexico*	W	19-3
7	@ #9 Texas	L	0-6
9	@ UT Pan American	W	9-1
10	@ UT Pan American	W	3-0
11	@ UT Pan American	W	18-0
13	Texas Tech	W	12-5
14	@ #9 Oklahoma	L	5-7
21	TAMU-CC	W	6-2
22	TAMU-CC	W	10-7
24	@ #19 San Diego St.*	L	3-4
25	@ #19 San Diego St.*	W	8-7
26	@ #19 San Diego St.*	W	6-5
28	@ #15 Texas A&M (10)	L	3-4
30	BYU*	W	8-5
May 1	BYU* (10)	W	5-3
8	Utah*	W	10-5
9	Utah*	L	11-15
10	Utah*	W	4-3
11	@ Dallas Baptist	W	5-3
14	@ UNLV*	W	10-4
15	@ UNLV*	W	14-10
16	@ UNLV*	W	10-3
20	Utah^	L	7-9
21	BYU^	W	9-2
22	Utah^	L	4-6
29	Wright State&	W	6-3
30	Oregon State&	W	13-1
31	Oregon State&	W	5-4
Jun 6	@ #4 Texas!	L	4-10
7	@ #4 Texas!	W	3-2
8	@ #4 Texas!	L	2-5

^ - MWC Postseason Tourney, Fort Worth
& - NCAA Fort Worth Regional
! - NCAA Austin Super Regional

2010		54-14 (MWC 19-5, 1st) Jim Schlossnagle	
MWC CHAMPS			
FORT WORTH REGIONAL CHAMPS			
AUSTIN SUPER REGIONAL			
COLLEGE WORLD SERIES			
Feb 19	Sam Houston State	W	4-0
20	Sam Houston State	W	12-7
21	Sam Houston State	W	15-2
26	@ #6 CS Fullerton	W	5-2
28	@ #6 CS Fullerton	L	4-6
28	@ #6 CS Fullerton	W	8-1
Mar 2	UT San Antonio	W	17-12
6	vs. Texas Tech!	W	11-2
6	vs. Missouri! (10)	W	4-3
7	vs. #9 Rice!	L	4-5
9	@ UT Arlington	W	15-2
12	Texas Tech	W	8-7
13	Texas Tech	W	9-1
14	Texas Tech	W	8-5
16	@ Oral Roberts	W	6-4
18	BYU*	W	13-6
19	BYU*	W	11-3
19	BYU*	L	4-5
22	@ Dallas Baptist	L	7-8
23	Texas State	W	4-0
26	@ Air Force*	L	11-14
28	@ Air Force*	W	20-6
30	@ Air Force* (12)	W	19-17
30	UT Arlington	W	10-3
Apr 1	San Diego State*	W	4-1
2	San Diego State*	W	1-3
3	San Diego State*	L	11-3
6	#12 Oklahoma	L	2-4
9	@ Houston	W	15-1
10	@ Houston	W	6-1
11	@ Houston	W	12-2
13	Texas A&M	W	6-1
15	@ BYU*	W	14-8
16	@ BYU*	W	12-1
17	@ BYU* (11)	W	6-5
20	@ #18 Oklahoma	L	3-8
23	UNLV*	W	15-5
24	UNLV*	W	9-8
25	UNLV*	W	7-1
27	Baylor (10)	W	5-4
28	@ Baylor (8)	L	4-14
30	@ Utah*	W	11-6
May 1	@ Utah*	W	11-4
2	@ Utah*	W	8-2
7	@ New Mexico*	W	3-2
8	@ New Mexico*	L	2-3
9	@ New Mexico*	W	26-4
12	@ #29 Texas State	W	10-5
14	Air Force*	W	8-2
15	Air Force*	L	2-4
16	Air Force*	W	5-3
20	Cal State Bakersfield	W	13-1
21	Cal State Bakersfield	W	12-0
22	Cal State Bakersfield	W	7-0
26	vs. Utah^	W	13-2
27	vs. UNLV^	W	5-2
28	vs. New Mexico^	W	2-0
June 4	Lamar#	W	16-3
5	Arizona#	W	11-5
6	Baylor#	W	9-0
11	@ #2 Texas%	W	3-1
12	@ #2 Texas%	L	1-14
13	@ #2 Texas%	W	4-1
19	vs. #7 Florida State\$	W	8-1
21	vs. #2 UCLAS	L	3-6
23	vs. #7 Florida State\$	W	11-7
25	vs. #2 UCLAS	W	6-2
26	vs. #2 UCLAS	L	3-10

! - Houston College Classic
^ - MWC Postseason Tourney, San Diego
- NCAA Fort Worth Regional
% - NCAA Austin Super Regional
\$ - College World Series

2011		43-19 (MWC 20-3, 1st) Jim Schlossnagle	
MWC CHAMPS			
NCAA FORT WORTH REGIONAL			
Feb 18	Kansas	W	8-2
19	Kansas	W	7-1
20	Kansas	L	3-4 (14)
22	@ #16 Baylor	W	2-0
25	#12 CS Fullerton	W	4-1
26	#12 CS Fullerton	L	4-8
27	#12 CS Fullerton	L	1-2
Mar 1	Dallas Baptist	L	3-4
4	@ Texas Tech	W	7-0
5	@ Texas Tech	W	8-6
6	@ Texas Tech	W	8-1
8	UT Arlington	W	7-3
11	Houston Baptist	W	7-1
12	Houston Baptist	L	4-7
13	Houston Baptist	W	6-1
15	@ UT Arlington	L	2-3
18	@ UNLV*	L	4-5
19	@ UNLV*	W	12-2
20	@ UNLV*	W	8-4
22	Texas State	W	3-1
25	Houston	L	6-7
26	Houston	W	16-10
27	Houston	W	9-1
30	Stephen F. Austin	L	3-4
Apr 1	Air Force*	W	10-2
2	Air Force*	W	3-2
3	Air Force*	W	10-5
5	UT Pan American	W	2-0
6	UT Pan American	W	5-1
8	New Mexico*	L	5-10
9	New Mexico*	W	11-4
10	New Mexico*	W	6-2
12	@ #8 Oklahoma	L	6-13
15	@ San Diego State*	W	11-4
16	@ San Diego State*	W	8-2
17	@ San Diego State*	W	7-4 (10)
19	@ #6 Texas A&M	W	4-2
21	UNLV*	W	4-1
22	UNLV*	W	9-3
23	UNLV*	W	2-1
25	@ Dallas Baptist	L	7-9
26	#8 Oklahoma	L	4-7
28	@ BYU*	W	12-6
29	@ BYU*	W	6-4
May 6	@ #16 Oklahoma St.	L	2-6
7	@ #16 Oklahoma St.	W	10-3
8	@ #16 Oklahoma St.	W	8-7 (10)
10	Baylor	W	7-6
13	Utah*	L	6-7 (11)
14	Utah*	W	8-5
15	Utah*	W	2-1
17	Oral Roberts	W	6-4
19	@ New Mexico*	W	9-0
20	@ New Mexico*	W	25-16
21	@ New Mexico*	W	12-8
25	vs. New Mexico\$	L	3-4
26	vs. BYUS	W	12-5
27	vs. Utah\$	W	14-1
27	vs. New Mexico\$	L	2-4
June 3	Oral Roberts^	W	10-2
4	Dallas Baptist^	L	2-3
5	Oral Roberts^	L	4-8

\$ - MWC Postseason Tourney, San Diego
^ - NCAA Fort Worth Regional

2012		40-22 (MWC 18-6, T-1st) Jim Schlossnagle	
MWC CO-CHAMPS			
COLLEGE STATION REGIONAL CHAMPS			
LOS ANGELES SUPER REGIONAL			
Feb 17	#22 Ole Miss	L	4-7
19	#22 Ole Miss	W	5-3
21	@ #25 Baylor	L	1-7
24	@ #19 CS Fullerton	W	3-2
25	@ #19 CS Fullerton	L	2-4
26	@ #19 CS Fullerton	L	10-11
28	Texas State	L	0-1
Mar 2	Oklahoma State	L	3-4
3	Oklahoma State	W	2-0
4	Oklahoma State	W	6-5 (10)
6	Baylor	W	9-4
11	Texas Tech	W	2-1
12	Texas Tech	W	7-4
13	@ UTSA	W	7-3 (12)
16	@ UNLV*	W	5-2
17	@ UNLV*	W	10-2
18	@ UNLV*	W	15-6
20	@ #23 Texas State	L	4-8
23	@ New Mexico*	L	8-9
24	@ New Mexico*	W	5-4
25	@ New Mexico*	L	7-12
27	@ UT Arlington	L	3-4 (10)
30	UNLV*	W	4-2
31	UNLV*	W	2-1
Apr 1	UNLV*	L	0-11
3	Dallas Baptist	L	3-4
5	UNC Wilmington	L	5-7
6	UNC Wilmington	W	4-0
7	UNC Wilmington	W	5-2
11	UT Arlington	W	5-1
13	Air Force*	W	5-0
14	Air Force*	W	6-1
15	Air Force*	W	6-2
17	Louisiana-Monroe	W	9-2
20	@ San Diego State*	W	6-1
21	@ San Diego State*	W	5-1
22	@ San Diego State*	L	3-5
24	#9 Texas A&M	L	1-4
27	Manhattan	W	2-1
28	Manhattan	W	12-5
29	Manhattan	W	11-0
May 1	Oklahoma	W	4-3
4	New Mexico*	W	5-3
5	New Mexico*	L	5-6
6	New Mexico*	W	2-1
11	@ Air Force*	W	10-0
12	@ Air Force*	W	17-2
13	@ Air Force*	W	6-1
15	@ #24 Oklahoma	W	1-0
18	San Diego State*	L	0-3
19	San Diego State*	W	4-0
20	San Diego State*	W	10-2
24	vs. San Diego State\$	W	16-15
25	vs. New Mexico\$	L	2-5
26	vs. San Diego State\$	L	11-12
June 1	vs. Ole Miss^	L	2-6
2	vs. Dayton^	W	28-12
3	@ #8 Texas A&M^	W	10-2
3	vs. Ole Miss^	W	5-2
4	vs. Ole Miss^	W	7-4
8	@ #4 UCLA%	L	2-6
9	@ #4 UCLA%	L	1-4

\$ - MWC Postseason Tourney, Las Vegas
^ - NCAA College Station Regional
% - NCAA Los Angeles Super Regional

2013		29-28 (Big 12 19-11, 3rd) Jim Schlossnagle	
Feb 15	@ #13 Ole Miss	L	0-1
16	@ #13 Ole Miss	L	2-5
17	@ #13 Ole Miss	L	2-5
22	#19 Cal State Fullerton	L	2-7
23	#19 Cal State Fullerton	L	2-6
24	#19 Cal State Fullerton	L	0-7
26	@ Dallas Baptist	W	6-1
Mar 1	@ Jacksonville	L	3-5
2	@ Jacksonville	W	10-0
3	@ Jacksonville	W	13-0
5	Arkansas-Pine Bluff	L	4-6
8	Pacific	W	2-1
9	Pacific	L	3-5
10	Pacific	W	3-2 (10)
12	Northwestern State	W	9-2
13	Northwestern State	W	13-6
15	Kansas*	W	8-1
16	Kansas*	L	4-8
17	Kansas*	L	0-2 (12)
19	vs. UT Arlington!	W	5-4
22	@ #16 Oklahoma*	L	2-3 (12)
23	@ #16 Oklahoma*	L	1-3
24	@ #16 Oklahoma*	L	3-4 (10)
26	Dallas Baptist	L	4-5
29	@ Texas Tech*	W	4-1
30	@ Texas Tech*	W	7-3
31	@ Texas Tech*	L	9-8
Apr 2	UT Pan American	W	7-5
3	UT Pan American	W	10-0
5			

ALL-TIME SERIES RECORDS

Opponent	W-L-T	Opponent	W-L-T	Opponent	W-L-T
Abilene Christian	17-0-0	Indiana	3-0-0	Saint Louis	11-1-0
Add-Ran Jarvis	4-0-0	Indianapolis	0-1-0	Sam Houston State	38-29-0
Air Force Academy	31-3-0	Iowa State	7-3-0	San Diego State	24-13-0
Alabama	2-0-0	Jacksonville	2-1-0	San Francisco	1-2-0
Ardmore (Texas League)	1-1-0	Kansas	5-5-0	San Jose State	9-10-0
Arizona	2-7-0	Kansas State	7-5-0	Simmons	11-1-0
Arizona State	0-4-0	Kent State	9-1-0	SMU	101-69-1
Arkansas	23-44-0	Lamar	9-10-0	South Dakota	2-0-0
Arkansas-Pine Bluff	0-1-0	Long Beach State	0-3-0	Southeastern Louisiana	4-2-0
Austin College	24-4-0	Louisiana-Monroe	1-0-0	Southeastern Oklahoma	2-2-0
Baylor	145-159-4	Louisiana Tech	9-7-0	Southern California	2-2-0
Bradley	2-0-0	Louisville	11-5-0	Southern Miss	6-12-0
Bryant TRG School	0-1-0	Loyola (New Orleans)	3-1-0	Southwest Missouri State	0-2-0
Buena Vista	2-0-0	LSU	1-6-0	Southwestern	45-11-0
BYU	29-6-0	Lubbock Christian	3-2-0	Southwestern Louisiana	1-3-0
Cal Poly Pomona	1-1-0	Maine	2-0-0	St. Edward's	5-3-0
Cal State Bakersfield	3-0-0	Manhattan	6-0-0	St. Francis (Ill.)	3-1-0
Cal State Fullerton	7-15-0	Mary Hardin Baylor	7-1-0	St. Mary's	4-0-0
Cameron	1-0-0	Marshall	2-0-0	St. Olaf	1-0-0
Centenary	9-0-0	McMurry	2-0-0	St. John's	2-0-0
Central Michigan	2-6-0	Memphis	7-3-0	St. Thomas	5-1-0
Charlotte	10-3-0	Meridian	2-0-0	Stanford	1-1-0
Chicago White Sox (AL)	0-1-0	Mexico	1-0-0	Stephen F. Austin	9-4-0
Cincinnati	8-1-0	Miami (Ohio)	3-1-0	Sul Ross	4-2-0
Cisco (Texas League)	2-0-0	Midwestern	3-2-0	Tarleton State	19-3-0
Coastal Carolina	0-1-0	Minnesota	4-2-0	Temple	2-1-0
Coker College	0-1-0	Mississippi	8-8-0	Texas	60-220-2
Colorado State	1-2-0	Missouri	7-4-0	Texas A&M	88-160-4
College of the Southwest	9-2-0	Missouri Southern	0-1-0	Texas A&M-Corpus Christi	6-0-0
Cornell	1-0-0	Nebraska	4-0-0	Texas Arlington	90-55-0
Corsicana (Texas League)	1-0-0	Nebraska-Kearney	12-0-1	Texas El Paso	1-0-0
Creighton	4-0-0	New Mexico	40-19-0	Texas Lutheran	5-3-0
Dallas (Texas League)	1-0-0	New Mexico State	6-0-0	Texas Pan American	43-13-1
Dallas (University)	18-2-0	New Orleans	1-2-0	Texas San Antonio	8-2-0
Dallas Baptist	39-23-0	New York Giants	1-1-0	Texas Southern	5-0-0
Daniel Baker	5-0-0	Nevada	3-3-0	Texas State (SW Texas State)	25-14-0
Dayton	1-0-0	Nicholls State	0-1-0	Texas Tech	81-69-1
East Carolina	10-4-0	North Carolina State	1-0-0	Texas Wesleyan	33-27-0
Elmhurst	2-0-0	North Dakota State	5-0-0	Toby's Business College	4-1-0
Emporia State	8-7-0	North Texas	15-1-0	Trinity	34-16-0
Evansville	0-1-0	Northeast Louisiana	8-1-0	Tulane	6-7-0
Florida Atlantic	4-2-0	Northwestern	1-1-0	Tulsa	2-0-0
Florida State	2-0-0	Northwestern State (La.)	3-3-0	UAB	7-2-0
Fort Worth (Texas League)	3-1-0	Northwest Missouri State	4-1-0	UCF	3-3-0
Fort Worth High	3-0-0	Northwood	2-3-0	UCLA	1-4-0
Fort Worth University	2-0-0	Notre Dame	2-1-0	UC Santa Barbara	4-2-0
Fresno State	8-12-0	Ohio State	1-4-0	UNC Wilmington	2-2-0
Furman	1-0-0	Oklahoma	27-65-0	Union College	1-0-0
Georgia Tech	1-1-0	Oklahoma Baptist	2-0-0	UNLV	37-14-0
Grand Canyon	3-0-0	Oklahoma City	4-0-0	USF	9-5-0
Hardin-Simmons	22-4-1	Oklahoma State (A&M)	16-13-0	Utah	29-7-0
Hawai'i	14-6-0	Oral Roberts	17-26-0	Vermont	3-0-0
Hawai'i-Hilo	13-4-0	Oregon State	3-1-0	Waco (Texas League)	3-11-0
Hawai'i-Pacific	1-0-0	Ouachita Baptist	1-1-0	Washington State	1-2-0
Hill Business College	1-0-1	Pacific	2-1-0	West Virginia	2-2-0
Houston	44-53-2	Pepperdine	0-1-0	Western Kentucky	1-0-0
Houston Baptist	2-1-0	Polytechnic	9-5-0	Wichita State	4-8-0
Howard Payne	3-0-0	Prairie View A&M	9-0-0	Wisconsin-Eau Claire	2-0-0
Illinois	3-0-0	Purdue	0-1-0	Wright State	3-1-0
Illinois State	0-1-0	Rice	115-121-1	Youngstown State	1-0-0
Incarinate Word	1-0-0	Rockford	2-0-0		

POSTSEASON CONFERENCE HONORS

SWC ALL-CONFERENCE HONORS

1923.....	Fred Scott, P
1924.....	Fred Lovvorn, UT; Lawrence Tankersly, C
1925.....	Harold Cason, P; Raymond (Bear) Wolf, 1B
1926.....	Raymond (Bear) Wolf, 1B
1927.....	Harold Cason, P
1931.....	John Hirstine, 1B; Percy Williams, C
1932.....	Herbert Dennis, C; J.W. Hinton, OF
1933.....	Pat Donovan, OF; Slim Kinzy, P
1934.....	Pat Donovan, OF; Slim Kinzy, P
1935.....	Sammy Baugh, 2B; Dan Harston, OF; Jimmy Jacks, 1B
1936.....	Sammy Baugh, 3B
1937.....	L.D. Meyer, 2B
1945.....	James Conrad, P; Harry Mullins, C
1948.....	Jim Busby, OF
1949.....	Jim Nolan, 3B
1950.....	Norris Graves, P; Bill Looney, C
1951.....	Norris Graves, P; Bill Looney, C
1952.....	Norris Graves, P
1954.....	Tommy Hill, P; Les Mattinson, OF
1955.....	Les Mattinson, OF
1956.....	Bob McDaniel, P; Al Paschal, SS Charles Quick, 2B; Carl Warwick, OF; Bob White, OF
1957.....	Charles Quick, 2B; Carl Warwick, OF
1958.....	George Banda, UT; Hunter Enis, 1B
1959.....	Charles Franklin, 2B; Marshall Harris, OF
1960.....	Doug Moore, C
1961.....	Cliff Justice, OF
1962.....	Bob Bigley, OF
1963.....	Bob Bigley, OF; Lance Brown, P; Bill McAdams, 2B; Jay Walrath, OF
1964.....	Jay Walrath, OF
1965.....	Ronnie McClain, UT
1966.....	Parke Davidson, SS; Jimmy Duffy, 2B Tommy Gramly, P; Richard Hooper, UT; Mickey Yates, OF
1967.....	Parke Davidson, SS; Mickey McCarty, P; Abby Stratton, UT; Mickey Yates, OF
1968.....	Bill Ferguson, C; Chuck Machemehl, P Mickey McCarty, P; Jeff Newman, 2B; Dick Turner, UT
1969.....	Bill Ferguson, C; Dick Gage, OF Jeff Newman 3B; Larry Peel, 1B; Roger Williams, OF
1970.....	Glenn Monroe, SS
1971.....	Glenn Monroe, SS
1972.....	Don Bodenhammer, 3B; Frank Johnstone, P; Jim Tores, C
1973.....	Don Bodenhammer, 3B; Tom Butler, SS; Phil Turner, 2B
1974.....	Tommy Crain, 1B; Phil Turner, 2B
1976.....	Gene Burton, DH; Danny Twardowski, 2B
1977.....	Danny Rossellini, C
1978.....	Steve Houk, OF
1980.....	Randy Rodriguez, P
1981.....	Trey Brooks, 2B
1984.....	Mike Ramsey, DH
1985.....	Mike Ramsey, DH
1986.....	Fred Benavides, SS
1987.....	Lew Williams, OF
1988.....	Tim Mauser, P; Paul Gonzalez, OF
1989.....	Tom Hardgrove, 1B
1990.....	Paul Gonzalez, OF; Scott Malone, UT
1991.....	Travis Barr, P; Scott Malone, OF; Chris Thomsen, 1B
1992.....	Craig Framer, P; Beto Garza-Gongora, UT; Scott Malone, 1B
1994.....	Clay Caruthers, P; Shannon Coulter, SS; Beto Garza-Gongora, OF; Tim Grieve, P; Jason McClure, DH; Adam Roson, 1B; Reid Ryan, P; Darren Tawwater, 1B
1995.....	Scott Atchison, P
1996.....	Scott Atchison, P; Ryan Dunn, OF; Royce Huffman, DH; Jeff McCurdy, OF



POSTSEASON CONFERENCE HONORS

WAC ALL-CONFERENCE HONORS

- 1997..... Chris Connally, OF
 1998..... Chris Connally, OF; Royce Huffman, 3B
 Sam Lunsford, 3B; Jeff Shaddix, P
 1999..... Royce Huffman, 3B; Mark Silva, C
 Scott Atchison, P; (2nd team) Cade Harris, DH
 2000..... Mark Hamilton, 1B; (2nd team) Tom Bates; OF
 2001..... Tom Bates, OF; Chris Bradshaw, SP
 Stan Newton, RP; (2nd team) Jason Price, C
 Erick Macha, SS; Mike Settle, 3B
 Terry Trofholz, OF; Rudy Ontiveros, UT

C-USA ALL-CONFERENCE HONORS

- 2002..... Terry Trofholz, OF; (2nd team) Clayton Jerome, P
 Chris Meeks, OF; Walter Olmstead, 1B
 2003..... Mike Settle, 3B; Chris Neuman, DH
 Clayton Jerome, P; (2nd team) Jake Duncan, OF
 2004..... (2nd Team) Shelby Ford, IF; Clayton Jerome, SP
 Chad Huffman, OF; Robbie Findlay, RP
 2005..... (1st Team) Shelby Ford, IF; Lance Broadway, SP
 (2nd team) Chad Huffman, IF

C-USA ALL-FRESHMAN TEAM

- 2004..... Chad Huffman, Shelby Ford, German Duran
 2005..... Andrew Walker, Matt McGuirk

BIG 12 ALL-FRESHMAN TEAM

- 2013..... Riley Ferrell, Boomer White, Alex Young

MWC ALL-CONFERENCE HONORS

- 2006..... Andrew Walker, C; Chad Huffman, 1B
 Austin Adams, OF; Jake Arrieta, P; Sam Demel, RP
 (2nd Team) Matt Carpenter, 3B; Bryan Kervin, SS
 2007..... Andrew Walker, C; Bryan Kervin, SS
 Clint Arnold, OF; Austin Adams, OF
 Jake Arrieta, P; Sam Demel, P
 (2nd Team) Matt Vern, 1B; Keith Conlon, OF
 Steven Trout, 3B; Chance Corgan, P; Chris Johnson, P
 2008..... Bryan Holaday, C; Ben Carruthers, 2B
 Clint Arnold, OF; Tyler Lockwood, P;
 Andrew Cashner, P; (2nd Team) Matt Carpenter, 3B;
 Chris Ellington, OF; Sean Hoelscher, P
 2009..... Matt Vern, 1B; Trent Appleby, P
 (2nd Team) Bryan Holaday, C; Taylor Featherston, SS
 Matt Carpenter, 3B; Chris Ellington, OF; Taylor Cragin, P
 2010..... Bryan Holaday, C; Matt Curry, 1B; Jerome Pena, 2B;
 Taylor Featherston, SS; Jason Coats OF; Brance Rivera OF;
 Matt Purke, P; Steven Maxwell, P; Tyler Lockwood, P;
 (2nd Team) Kyle Winkler, P
 2011..... Taylor Featherston, SS; Jantzen Witte, 3B;
 Kyle Winkler, P; Jerome Pena, 2B; Jason Coats, OF;
 (2nd Team) Josh Elander, C; Brance Rivera, OF;
 Steven Maxwell, P; Stefan Crichton, P; Trent Appleby, P
 2012..... Jason Coats, OF; Preston Morrison, P;
 Andrew Mitchell, P; (2nd Team) Jantzen Witte, 3B;
 Kevin Allen, P; Kyle Von Tungeln, OF

BIG 12 ALL-CONFERENCE HONORS

- 2013..... Preston Morrison, P; (2nd Team) Alex Young, RP
 Jantzen Witte, 3B; (HM) Boomer White, OF;
 Brandon Finnegan P, Paul Hendrix 2B



ALL-TOURNAMENT TEAMS

ALL-SWC TOURNAMENT

- 1991..... Chris Thomsen, 1B; Mike Macko, 2B
 Rick Hinojosa, SS; Kelly Johns, P; Jared Shope, P
 1994..... Kerby Smith, 3B

ALL-WAC TOURNAMENT

- 1998..... Chris Connally, OF
 1999 Marshall Wilson, OF; Erick Macha, 2B, Royce Huffman, 3B

ALL-CONFERENCE USA TOURNAMENT

- 2004..... Bo Cogbill, IF; Chris Neuman, IF; Chad Huffman, OF;
 Austin Adams, OF; Ryan Weems, P;
 Clayton Jerome, P, Eugene Espineli, P
 2005..... Keith Conlon, OF; Chad Huffman, IF;
 Sam Demel, P; Lance Broadway, P

ALL-MWC TOURNAMENT

- 2006 Brad Furnish, P; Andrew Walker, C; Steven Trout, DH;
 Ryan Pack, OF; Chad Huffman, 1B (MVP)
 2007..... Keith Conlon, OF; Clint Arnold, OF
 Tyler Lockwood, P; Austin Adams, OF (MVP)
 2008..... Bryan Kervin, SS; Matt Vern, 1B;
 Andrew Cashner, RP; Clint Arnold, OF (MVP)
 2009..... Kyle Winkler, P
 2010..... Bryan Holaday, C (MVP); Taylor Featherston, SS;
 Matt Purke, P; Kyle Winkler, P
 2011 Josh Elander, C; Kyle Von Tungeln, OF; Jantzen Witte, 3B
 2012..... Derek Odell, 2B; Kevin Cron, 1B; Jerrick Suiter, OF

ALL-BIG 12 TOURNAMENT

- 2013..... Trevor Seidenberger, P

NCAA REGIONAL ALL-TOURNAMENT

- 2004 (Austin)..... Shelby Ford, SS
 2005 (Waco)..... Bo Cogbill, IF; Lance Broadway, P
 2007 (Houston)..... Steven Trout, 3B; Austin Adams, OF
 2008 (Stillwater)..... Matt Vern, 1B
 2009 (Fort Worth) .. Matt Vern, 1B; Taylor Featherston, SS;
 Chris Ellington, OF; Kyle Winkler, P; Jason Coats, OF (MOP)
 2010 (Fort Worth).... Jerome Pena, 2B; Jantzen Witte, 3B;
 Joe Weik, DH; Aaron Schultz, OF; Jason Coats, OF;
 Taylor Featherston, SS (MOP); Steven Maxwell, P
 2011 (Fort Worth)..... Jerome Pena, 2B; Jantzen Witte 3B
 2012 (College Station)..... Josh Elander, C; Kevin Cron, 1B;
 Derek Odell, 2B; Kyle Von Tungeln, OF; Jerrick Suiter, OF
 Stefan Crichton, P; Justin Scharf, P (MOP)

ALL-COLLEGE WORLD SERIES

- 2010..... Bryan Holaday, C;
 Taylor Featherston, SS; Matt Purke, P

TCU POSTSEASON HONORS

INDIVIDUAL HONORS

FRESHMAN ALL-AMERICANS

1996	Royce Huffman, DH
2004	Chad Huffman, OF; Shelby Ford, 3B; German Duran, SS
2005	Matt McGuirk, DH; Andrew Walker, C
2008	Sean Hoelscher, P; Trent Appleby, P
2010	Matt Purke, P; Josh Elander, C/OF
2011	Andrew Mitchell, P; Stefan Crichton, P
2012	Preston Morrison, P; Kevin Cron, IF
2013	Alex Young, P; Boomer White, OF

ACADEMIC ALL-AMERICANS

1988	Rob Jones, 1B (2nd)
2012	Josh Elander, C (3rd)

PLAYER OF THE YEAR

1963	Lance Brown (SWC)
1966	Jimmy Duffy (SWC)
1999	Royce Huffman (WAC)

PITCHER OF THE YEAR

2003	Clayton Jerome (C-USA)
2005	Lance Broadway (C-USA)
2006	Jake Arrieta (MWC)
2010	Steven Maxwell (MWC)
2012	Preston Morrison (MWC)

FRESHMAN OF THE YEAR

1996	Royce Huffman (SWC)
2004	Chad Huffman (C-USA)
2010	Matt Purke (MWC)
2012	Preston Morrison (MWC)

TOURNAMENT MVP

2004	Austin Adams (C-USA)
2006	Chad Huffman (MWC)
2007	Austin Adams (MWC)
2008	Clint Arnold (MWC)
2010	Bryan Holaday (MWC)

NCAA REGIONAL MOP

2009	Jason Coats (Fort Worth)
2010	Taylor Featherston (Fort Worth)
2012	Justin Scharf (College Station)

ALL-AMERICA HONORS

1921	Pete Donahue, P
1927	Bear Wolf, 1B
1934	Slim Kinzy, P
1948	Jim Busby, CF
1956	Al Paschal, SS
1957	Carl Warwick, OF
1963	Lance Brown, P
1970	Jeff Newman, C
1973	Phil Turner 2B
1974	Frank Johnstone, P
1985	Mike Ramsey, OF
1992	Scott Malone, 1B (1st)
1994	Adam Robson, 1B (2nd)
	Darren Tawwater, C (3rd)
	Tim Grieve, P (3rd)
1998	Royce Huffman, 3B (2nd)
1999	Royce Huffman, 3B (1st)
2002	Terry Trofholz, OF (2nd)
2003	Clayton Jerome, P (3rd)
2004	Robbie Findlay, P (HM)
2005	Lance Broadway, P (1st)
2006	Jake Arrieta, P (2nd)
	Chad Huffman, INF (3rd)
2008	Andrew Cashner, P (2nd)
2010	Matt Purke (2nd)
	Bryan Holaday (2nd)
	Steven Maxwell (2nd)
2011	Kyle Winkler (3rd)
2012	Preston Morrison (3rd)

NATIONAL HONORS



Bryan Holaday
2010 Johnny Bench Award Winner



Matt Purke
2010 National Freshman of the Year

HORNED FROGS IN THE PROS

The TCU Baseball Draft Notebook:

- Under Head Coach Jim Schlossnagle, the Horned Frogs have seen 46 players drafted by 22 different teams over the last 10 years.
- In 2005, Lance Broadway became the highest draft pick in TCU baseball history when he was selected with the 15th overall pick by the Chicago White Sox.
- In 2006, the Horned Frogs were one of just three schools to have two players selected in the first 54 picks of the draft.
- In 2007, the Frogs saw four players drafted on day one, again putting them in elite company as only two other schools accomplished that same feat.
- Overall with seven picks in 2007, the Frogs were one of just 24 schools with that many players drafted.
- 2007 also marked the Major League debut of Lance Broadway, the first player in Schlossnagle's tenure to reach the Big Leagues. Eugene Spineli made his Major League debut in 2008.
- In 2008, Andrew Cashner became the second pitcher under Schlossnagle to be drafted in the first round, going 19th overall to the Chicago Cubs.
- In the summer of 2010, four former Horned Frogs made their major league debuts. Andrew Cashner (May 31), Jake Arrieta (June 10), Chad Huffman (June 13) and Sam Demel (June 16) all debuted within three weeks of each other.
- In 2011, the Horned Frogs had a school-record eight players drafted.
- Matt Carpenter made history in 2012 as he became the first Horned Frog position player in the Jim Schlossnagle era to earn a spot on the opening day roster (St. Louis Cardinals).
- Catcher Bryan Holaday (Detroit Tigers) is the latest Horned Frog to make his big league debut (June 6, 2012).



Matt Carpenter



Andrew Cashner



Jake Arrieta



Sam Demel

All-Time Draft Picks				
1965				
Ronnie Paul	P	Baltimore Orioles	14	278
William Ferguson	C	Milwaukee Brewers	27	511
1966				
Tommy Gramly	P	Cleveland Indians	4 [^]	75
Mickey Yates	OF	Washington Senators	20	386
Ronnie Paul	P	New York Mets	2 [^]	29
1967				
William Ferguson	C	Baltimore Orioles	6 [^]	101
Parke Davidson	SS	Oakland Athletics	35	650
Richard Hooper	UT	Cincinnati Reds	36	667
1968				
William Ferguson	C	New York Yankees	4 [^]	68
Bing Bingham	P	Chicago Cubs	7 [*]	112
Chuck Machemehl	P	Cleveland Indians	12	258
Mickey McCarty	P	Cleveland Indians	25	559
1969				
William Ferguson	C	Los Angeles Dodgers	4 [*]	81
William Ferguson	C	Cincinnati Reds	2 [^]	38
1970				
Jeff Newman	2B	Cleveland Indians	26	608
1971				
Roger Williams	OF	Atlanta Braves	25	582
1973				
Thomas Butler	SS	Detroit Tigers	15	355
Don Bodenhamer	2B	Texas Rangers	31	661
1975				
Thomas Crain	1B	Texas Rangers	30	645
1980				
Trey Brooks	2B	New York Mets	22	546
Cameron Young	P	Texas Rangers	30	722
1981				
Trey Brooks	2B	Chicago Cubs	8	183
Warren Oliver	SS	Kansas City Royals	11	282
Greg Moore	P	Toronto Blue Jays	13	316
Luis Rojas	P	Oakland Athletics	15	378
1984				
Mickey Kazmierski	P	San Diego Padres	11	273
1985				
Brian Ohnoutka	P	San Francisco Giants	2	30
Mike Ramsey	OF	Cincinnati Reds	16	396
Kight Higgins	P	Toronto Blue Jays	19	495
William Booker	P	Texas Rangers	25	629
Howard Williams	P	New York Mets	26	672
1986				
Ronnie Jackson	C	Texas Rangers	14	345
Bernie Walker	OF	Cincinnati Reds	14	358
1987				
Fred Benavides	SS	Cincinnati Reds	2	50
Brian Veilleux	P	Oakland Athletics	16	407
1988				
Tim Mauser	P	Philadelphia Phillies	3	68
John Briscoe	P	Oakland Athletics	3	73
1989				
Tommy Hardgrove	1B	Philadelphia Phillies	12	300
Kerry Knox	P	San Diego Padres	18	468
Scott Thoma	P	Chicago White Sox	20	511
Leon Clay	OF	New York Mets	39	1022
1990				
Paul Gonzalez	OF	San Diego Padres	10	282
1991				
Chris Thomson	1B	Oakland Athletics	17	463
1992				
Chris Eddy	P	Kansas City Royals	3	78
Scott Malone	1B	Texas Rangers	9	258
1993				
Johnny Cardenas	C	Seattle Mariners	46	1271
1994				
Clay Caruthers	P	Cincinnati Reds	5	128
Reid Ryan	P	Texas Rangers	17	477
Tim Grieve	P	Kansas City Royals	23	639
Shannon Coulter	SS	Kansas City Royals	31	863
Darren Tawwater	C	St. Louis Cardinals	39	1090
1996				
Derek Lee	P	Milwaukee Brewers	27	793
Flint Wallace	P	Oakland Athletics	27	795
Toby Dollar	P	Los Angeles Dodgers	29	868
1997				
Ryan Dunn	OF	Houston Astros	8	250
1998				
Ryan Ridenour	P	New York Yankees	7	217

HORNED FROGS IN THE PROS

Jeffrey Shaddix	P	New York Yankees	17	517
Matt Howe	IF	Oakland Athletics	29	855
Chris Connally	OF	Chicago Cubs	45	1327
Scott Atchison	P	Seattle Mariners	49	1424
1999				
Royce Huffman	IF	Houston Astros	12	383
2000				
Mark Hamilton	OF	Houston Astros	23	697
2001				
Eric Macha	SS	Ariz. Diamondbacks	12	368
Chris Bradshaw	P	Texas Rangers	14	411
Chad Durham	P	Houston Astros	25	746
2002				
Walter Olmstead	1B	Cincinnati Reds	6	165
Levi Robinson	SS	Baltimore Orioles	34	1006
2003				
Jake Duncan	OF	Baltimore Orioles	10	284
Terry Trotholz	OF	Milwaukee Brewers	22	639
Justin Hatcher	C	Texas Rangers	25	736
Chris Osentowski	P	Baltimore Orioles	30	884
Will Lewis	IF	Milwaukee Brewers	32	939
2004				
Eugene Espineli	P	San Francisco Giants	14	430
Clayton Jerome	P	Texas Rangers	41	1221
2005				
Lance Broadway	P	Chicago White Sox	1	15
Kyle Dahlberg	C	Baltimore Orioles	13	393
Stuart Musslewhite	IF	Baltimore Orioles	24	723
Shawn Ferguson	P	Baltimore Orioles	36	1083
2006				
Chad Huffman	OF	San Diego Padres	2	53
Brad Furnish	P	St. Louis Cardinals	2	54
Shawn Ferguson	P	Milwaukee Brewers	9	272
Brent Allar	P	Baltimore Orioles	14	415
2007				
Sam Demel	P	Oakland Athletics	3	120
Andrew Walker	C	Pittsburgh Pirates	5	158
Jake Arrieta	P	Baltimore Orioles	5	159
Chance Corgan	P	San Francisco Giants	5	164
Keith Conlon	OF	San Diego Padres	14	447
Cody Dunbar	P	Toronto Blue Jays	21	655
Seth Garrison	P	Boston Red Sox	25	774
2008				
Andrew Cashner	P	Chicago Cubs	1	19
Seth Garrison	P	Boston Red Sox	23	712
Bryan Kervin	SS	Toronto Blue Jays	27	819
2009				
Matt Vern	OF	San Diego Padres	13	384
Matt Carpenter	IF	St. Louis Cardinals	13	399
Chris Ellington	OF	Milwaukee Brewers	32	976
2010				
Bryan Holaday	C	Detroit Tigers	6	193
Greg Holle	P	Milwaukee Brewers	11	339
Steven Maxwell	P	Minnesota Twins	12	375
Matt Curry	IF	Pittsburgh Pirates	16	477
Tyler Lockwood	p	Boston Red Sox	25	773
Paul Gerrish	P	Houston Astros	42	1263
2011				
Matt Purke	P	Washington Nationals	3	96
Taylor Featherston	IF	Colorado Rockies	5	168
Kyle Winkler	P	Arizona D'Backs	10	304
Jason Coats	OF	Baltimore Orioles	12	365
Erik Miller	P	Cincinnati Reds	31	955
Steven Maxwell	P	Chicago Cubs	37	1119
Jerome Pena	IF	Baltimore Orioles	38	1145
Kaleb Merck	P	Texas Rangers	43	1314
2012				
Josh Elander	C	Atlanta Braves	6	209
Kyle Von Tungeln	OF	Colorado Rockies	13	408
Kevin Allen	P	Kansas City Royals	23	703
Tyler Duffie	P	Milwaukee Brewers	27	845
Jason Coats	OF	Chicago White Sox	29	891
Kaleb Merck	P	Minnesota Twins	33	1000
2013				
Andrew Mitchell	P	Chicago White Sox	4	123
Trevor Seidenberger	P	Milwaukee Brewers	12	362
Paul Hendrix	IF	Cleveland Indians	18	531
Stefan Crichton	P	Baltimore Orioles	23	699
Jantzen Witte	IF	Boston Red Sox	24	713
Nick Frey	P	St. Louis Cardinals	33	995

ALL-TIME MAJOR LEAGUERS

Name	Team(s) (Yrs. In Majors)
Louis Drucke	New York Giants (1909-12)
Ona Dodd	Pittsburgh Pirates (1912)
Jim Haislip	Philadelphia Phillies(1912)
Claude Cooper	New York Giants (1913); Philadelphia Phillies (1916-17)
Pete Donohue	Cincinnati Reds (1921-30); New York Giants (1930-31) Cleveland Indians (1931); Boston Red Sox (1932)
A.S. Douglass	Cincinnati Reds (1921, 1925)
Boob Fowler	Cincinnati Reds (1923-25); Boston Red Sox (1926)
Leo Tankersley	Chicago White Sox (1925)
Bear Wolf	Cincinnati Reds (1927)
Tex Carleton	Saint Louis Cardinals (1932-34) Chicago Cubs (1935-38); Brooklyn Dodgers (1940)
Slim Kinzy	Chicago White Sox (1934)
Dutch Meyer	Chicago Cubs (1937) Detroit Tigers (1940-42); Cleveland Indians (1945-46)
Randy Jackson	Chicago Cubs (1950-55, 1959); Brooklyn Dodgers (1956-57) Los Angeles Dodgers (1958); Cleveland Indians (1958-59)
Jim Busby	Chicago White Sox (1950-52, 1955) Washington Senators (1952-55); Cleveland Indians (1956-57) Baltimore Orioles (1957-58, 1960-61); Boston Red Sox (1959-60) Houston Colt .45's (1962)
Carl Warwick	Los Angeles Dodgers (1961) St. Louis Cardinals (1961-62, 1964-65); Houston Colt .45's (1962-63) Baltimore Orioles (1965); Chicago Cubs (1966)
Tom Gramly	Cleveland Indians (1968)
Chuck Machemehl	Cleveland Indians (1971)
Jeff Newman	Oakland A's (1976-82); Boston Red Sox (1983-84)
Tim Mauer	Philadelphia Phillies (1991, 1993); San Diego Padres (1993-95)
Fred Benavides	Cincinnati Reds (1991-92) Colorado Rockies (1993); Montreal Expos (1994)
John Briscoe	Oakland Athletics (1991-96)
Chris Eddy	Oakland Athletics (1995)
Glenn Dishman	San Diego Padres (1995-96) Philadelphia Phillies (1996); Detroit Tigers (1997)
Jeff Zimmerman	Texas Rangers (1999-2001)
Scott Atchison	Seattle Mariners (2004-06); San Francisco Giants (2007) Boston Red Sox (2010-12); New York Mets (2013-present)
Eugene Espineli	San Francisco Giants (2008)
Lance Broadway	Chicago White Sox (2007-09); NY Mets (2009)
Jake Arrieta	Baltimore Orioles (2010-13); Chicago Cubs (2013-present)
Andrew Cashner	Chicago Cubs (2010-11); San Diego Padres (2012-present)
Sam Demel	Arizona D'Backs (2010-12)
Chad Huffman	New York Yankees (2010)
Matt Carpenter	St. Louis Cardinals (2011-present)
Bryan Holaday	Detroit Tigers (2012-present)



Bryan Holaday



Scott Atchison

2014 TCU BASEBALL

ALL-TIME LETTERWINNERS

A-A-A

Adair, Danny	1993-94
Acker, A.S.	1927
Acker, Will	1921
Adams, Austin	2004-07
Adams, Homer	1922-25
Adcock, Dub	1969-70
Aldrich, Ki	1937
Alexander, Clarence	1939
Alford, Bruce	1942
Allar, Andrew	2004
Allar, Brent	2006
Allen, Kevin	2012
Allen, Richard	1940-42
Anderson, Ken	1961-63
Andrews, Blake	1981
Antone, Tejay	2013
Appleby, Trent	2008-11
Arif, Omar	2004-06
Arnold, Clint	2007-08
Arnold, Dale	1978-79
Arrieta, Jake	2006-07
Ashburn, Karl	1926
Ashley, Carlos	1923
Ashwood, Zach	2005-06
Atchison, Scott	1995-99
Atkins, Noble	1931
Ayala, Carlos	1971-72

B-B-B

Bacac, Kyle	2013-present
Bailey, Chris	1976
Baker, Bob	1916-18
Baker, Jeff	1993-94
Baker, Woody	1948
Balch, Jim	1961-62
Baldwin, Fuzz	1907-10
Balkum, Doug	1956-57
Ballantyne, Bryan	1983-84
Ballew, Alvis	1964-66
Bane, Jaymie	1995
Bane, Jim	1985-88
Banda, George	1958-60
Barger, Boone	1920-21
Barker, Brent	1983-86
Barnard, Gary	1965-67
Barnes, Bill	1950-52
Barnett, James	1947-49
Barr, Travis	1989-91
Barrett, Carlos	1979-82
Bassler, Snake	1913
Bates, Tom	1998-99, 2001
Baugh, Sammy	1935-37
Baxter, Howard	1931
Baze, Leon	1961-62
Beck, Bill	1947-49
Beucler, Reid	1997
Bell, Lenny	1984
Bellows, Terry	1977-78
Benedict, Kenny	1976-77
Benavides, Fred	1985-87
Benjamin, Kenneth	1946-47
Bentancourt, David	1990-91
Berry, Ruben	1919-20
Best, Mac	1938-39
Bettison, W.V.V.	1911
Bierman, Gus	1946
Bigley, Bob	1962-64
Bilderback, Billy	1939-40
Bingham, Bing	1967-68
Bishop, Tom	1948
Blevins, Jon	1986
Bodenhamer, Don	1970-73
Boehmke, Jay	1994-95
Booker, Sam	1984
Borchardt, Jason	1987
Boyd, Jim	1947-50
Boyd, Tommy	1962-63
Bradshaw, Chris	1998-01
Bratton, Greg	2000-03
Briscoe, John	1987-88
Brewster, J.V.V.	1910
Broadway, Lance	2005
Bronstad, William	1949
Brooks, Trey	1978-81
Brown, Charlie	1978-80
Brown, E.	1919-20
Brown, Erik	1994-96

Brown, Kelly	1986
Brown, Lance	1963-64
Browning, Orien	1949
Bromley, Robert	1974-77
Brumbaugh, Ronnie	1940-41
Brunton, Sumter	1965-66
Buckley, Leo	1928-29
Burton, Gene	1973-76
Busby, Jim	1947-48
Busch, Joe	1965
Bussey, Charles	1912
Buster, A.J.	1910
Butler, Tom	1972-73
Buttall, Jerid	2004-06

C-C-C

Cain, Ryan	1998
Callaman, Steve	1986-89
Campbell, Clark	1912-13
Cantelmi, Frank	1924-26
Cantrill, Speck	1919
Caple, Kyle	1989-91
Carden, Dana	1971-74
Carden, Pat	1971-74
Cardenas, Johnny	1992-93
Carleton, James	1923-25
Carpenter, Gene	1904
Carpenter, Matt	2005-08
Carrell, Howard	1929-31
Carroll, Don	1951-53
Carruth, Aaron	1997
Carruth, Jason	1994
Carruthers, Ben	2006-08
Carson, Hezzie	1923-26
Carson, Lynn	1966-67
Carswell, Horace	1937
Caruthers, Clay	1992-94
Casey, Doyle	1947
Cashner, Andrew	2008
Cason, Sonny	1972-74
Castor, John	1992-93
Cauley, Chris	1985-87
Cenci, Phil	1993
Chalk, Scott	1990-92
Chappell, Ellsworth	1929-31
Chase, Jim	1966, 69-70
Childs, I.B.	1957-59
Chiles, Brown	1946-48
Choate, David	1947-49
Christenberry, Chris	1915-17
Chricton, Stefan	2011-13
Clark, Herman	1924-27
Coats, Jason	2009-12
Cogbill, Bo	2004-05
Cole, Jess	1970-71
Collins, Heath	1995-98
Collinsworth, Tim	2002
Combs, Brian	1979-80
Conlon, Keith	2005-07
Connally, Chris	1997-98
Conrad, Doyle	1952
Conrad, Earl	1945-46
Conway, Charles	1941-42
Cooper, Aubrey	1914-16
Cooper, Claude	1920-23
Cooper, Kyle	1995
Corbett, Ralph	1938
Corgan, Chance	2007
Costas, John	1967-69
Cothran, Bruce	1982
Cottage, Steve	1982-84
Coulter, Shannon	1994
Covert, Rox	1962-64
Cowart, Rusty	1939-41
Cox, Rob Ell	1929-30
Coy, Josh	1998
Crafton, Kenny	1981-84
Cragin, Taylor	2006-08
Crain, Tommy	1974-76
Crawford, Bill	1940-41
Crenwelge, Ted	1959-60
Critser, Danny	1983-84

Cron, Kevin	2012-present
Crowder, Justin	2001
Crows, Phil	1958
Crows, J.R.	1945
Cullen, Mike	1987
Curby, Quinn	1913-14

Curry, Matt	2009-10
-------------	---------

D-D-D

Dahlberg, Kyle	2002-05
Daniel, Milton	1908-09, 11-12
Daniels, Kevin	2013
Davidson, Parke	1966-67
Davis, Barry	1981-84
Day, Denny	1982-83
Defee, Bill	1965
Demel, Sam	2005-07
Dennis, Hubert	1932
Deskins, Scott	1986-87
Dishman, Glenn	1992-93
Dobbs, Bobby	1962
Dobson, Joel	1991-93
Dodd, O.A.	1910-11
Doherty, Shawn	1984
Dollar, Toby	1995-96
Donohue, Pete	1920-21
Donovan, Paul	1932-34
Dorsey, Floyd	1928
Doty, Bill	1952-53
Douglass, A.S.	1919-20
Dover, Jeff	1997
Dow, Andy	1984-85
Dowell, Lonnie	1942
Dreschel, Charles	1945
Driggers, Eddie	1966-68
Drucke, Louis	1909
Duckworth, Gene	1974-76
Duckworth, Woodrow	1938-40
Duffey, Jimmy	1965-67
Duffie, Tyler	2011-12
Dulin	1919
Dunbar, Cody	2007
Duncan, Jake	2002-03
Duncan, Zach	2003
Dunn, Ryan	1995-97
Duran, German	2004
Durham, Chad	1999-01
Duvall, Jack	1954
Dyess, Ben	1937-38

E-E-E

Eddins, Ron	1965
Eddy, Chris	1991-92
Edwards, Steve	1964-66
Elander, Josh	2010-12
Elkouri, Shaff	2002-03
Ellington, Chris	2008-09
Ellington, Steven	2007-08
Elliott, Bill	1949-51
Ellis, Chris	1989
Enis, Hunter	1957-59
Espineli, Eugene	2004
Estrada, J.J.	2002-05
Ethridge, John	1950-52
Etier, Mark	1981-82
Evans, Travis	2012-present

F-F-F

Farish, Dillon	2006-08
Farmer, Craig	1991-94
Farris, Gary	1970
Faulkner, David	1991
Fay, Ted	1968-70
Featherston, Taylor	2009-11
Fender, Dick	1924
Ferguson, Bill	1967-69
Ferguson, Shawn	2005-06
Ferrell, Ken	1974
Ferrell, Riley	2013-present
Fertitta, John	1984
Few, Gary	1972
Findlay, Robbie	2003-04
Finnegan, Brandon	2012-present
Firestone, Brad	1988-91
Fis, Gary	1970
Fitzgerald, Dylan	2013-present
Flores, Tommy	1979
Flowers, Craig	1983-84
Flynn, Albert	1929-30
Ford, Don	1952-53
Ford, Shelby	2004-05
Fortle, Robert	1938
Fowler, Boob	1920
Franklin, Charles	1958-60

Franks, Wallace	1948-50
Frazier, Chris	1998-01
Freeman, Jack	1954-56
Frey, Nick	2011-13
Frick, Bill	1952-54
Friemel, Jake	2005
Frizzell, Bonner	1906-08
Fulenwider, Harold	1936
Fullhart, Bill	1946-48
Furnish, Brad	2005-06
Furrow, Donald	2006-07
Fusco, Ralph	1974-75

G-G-G

Gage, Dick	1967-69
Gaines, B.G.	1945
Gallagher	1904-05
Gann, Sam	1920-22
Gardner, Josh	2002
Garner, Eric	1995-96
Garner, Pat	1986
Garrison, Seth	2008
Garza-Gongora, Beto	1990-94
George, I.L.	1926
Gerrish, Paul	2008-10
Gilbert, Terry	1977-78
Givens, Eric	2008
Godby, Kirk	1984
Gonzales, Josh	2012-13
Gonzales, Rode	1957-58
Gonzalez, Paul	1988-90
Goodson, Tom	1904
Gottsch, J.J.	1994
Gough, Leron	1911
Grace, John	1969-72
Grafe, Ryan	2002-03
Gramly, Tommy	1966
Grant, Jimmy	1926-28
Granville, Chris	1989-90
Graves	1905
Graves, Jack	1931-33
Graves, Norris	1951-52
Grieve, Tim	1992-94
Griffin, Ed	1929
Griffith, Charles	1930
Grimland, Larry	1969-71
Groomer, Levi	1999-00
Grost, Sunny	1941
Grubbs, Howard	1928-30
Gunter, C.B.	1914

H-H-H

Hagar, Buster	1973-75
Hailey, Bob	1965
Haire, Jack	1919-20
Haislip, J.C.	1911
Hale, Shadie	1917-18
Hall, Jerome	1968-70
Hamilton, Mark	1999-00
Hamilton, Mike	1999
Hardgrove, Tom	1989
Hardin, David	1967
Hardin, Gary	1967
Hargrave, David	1988-89
Hargrove, Bo	1979-80
Harper, Monty	1963
Harrelson, Monroe	1945-47
Harris, Cade	1999-01
Harris, Jerry	1960-61
Harris, Marshall	1958-60
Harston, Dan	1933-35
Hatcher, Justin	2002-03
Haves, Froggie	1917
Hayes, Herbert	1950
Hayes, Ted	1951
Hays, Tim	1979-80
Heinitz, Mark	1979-81
Heiss, Chip	1983-84
Hemby, Les	1975-76
Hendrix, Paul	2013
Hennessey, Travis	2013
Henson, Danny	1982-83
Herrick, John	1982-83
Heslin, Larry	1975
Higgins, Kight	1984-85
Hill	1919
Hill, Hunter	1930
Hill, Steve	1974-76

Hill, Tommy	1953-55
Hinojosa, Rick	1991-92
Hinton, Grassy	1930-32
Hirstine, John	1931
Hobart, John	1976
Hoelscher, Sean	2008-09
Holaday, Bryan	2008-10
Holland, Don	1953-55
Hollan, Walter	1925
Holle, Greg	2008-10
Holmes, George	1911
Holt, J.W.	1962-64
Honey, Bill	1924
Hooper, Charles	1914
Hooper, Richard	1966-67
Hoosier	1919
Hoover, Herman	1940
Hopkins, Mike	1974
Hopkins, Thomas	1912-13
Horner, Durwood	1938-40
Horner, Mark	1974-76
Horner, Ron	1982-83
Hoskins, Boaz	1934-35
Houk, Steve	1976-78
Houser, Phil	1983-84
Howe, Matt	1996-98
Hudson, Bill	1936
Hudspeth, Doug	1978-79
Huffman, Chad	2004-06
Huffman, Royce	1996-99
Hughey, Mike	1984
Humphreys, Max	1942

I-I-I

Iles, Buddy	1959-61
-------------	---------

J-J-J

Jacks, Jimmy	1933-35
Jackson, Bubba	1985-86
Jackson, Ransom	1945
Jackson, Spencer	2005
Jerome, Clayton	2001-04
Johns, Kelly	1991-93
Johnson, Axel	2012-13
Johnson, Brett	2011-13
Johnson, Chris	2004
Johnson, David	1996
Johnson, Rob	1990-92, 94
Johnstone, Frank	1971-74
Jones, Cody	2013-present
Jones, Freddy	1962-64
Jones, James	1945-46
Jones, Keaton	2012-present
Jones, Kevin	1988-89
Jones, Rob	1986-89
Jordan, Charlie	1956-57
Jordan, Rob	1988-89
Jordan, Zac	2010-12
Joyner, Hubert	1945-46
Justice, Cliff	1960-61
Justice, Mike	1964-65

K-K-K

Kazmierski, Mickey	1983-84
Kelly, Walker	2009-10
Kennard, Darin	1984
Kerr, Blair	1909-10
Kervin, Bryan	2006-08
Key, Harold	1957-58
Key, Joey	1977-80
Kies, Chris	1976-77
King, Don	1945
King, Harvey	1950-52
Kinnard, Franklin	1904-05
Kinzy, Slim	1932-34
Knoer, Keith	1996-97
Knox, Kerry	1986-89
Knuist, Randy	1980-82
Koch, Carl	1948-49
Kramer, Richard	1946-48
Kreder, Teddy	2007
Kruciak, Greg	1976
Kveton, Larry	1962-64

L-L-L

Ladusau, Tom	1972-73
LaFlair, Jay	1997-98
Laidley, Kemp	1991, 93

HORNED FROGS IN THE PROS

Lamar, Chuck	1977-78
Lamonica, Tom	1909-11
Laner, Paul	1941
Lassiter, Jim	1974-77
Lauritsen, Erik	1998
Lawrence, Jimmy	1934-36
Lee, Derek	1994-97
Lee, Gary	1962
Lee, Roger	1982
LeFevre, Biff	1977-78
Leiss, Chris	1979-82
Lester, Darrell	1934-35
Levens, Rob	1984
Levy, Forrest	1923-26
Lewis, Will	2002-03
Lindsey, Jack	1977-78
Linne, Aubrey	1936-37
Livsey	1922
Lockwood, Tyler	2007-10
Loeffler, Scott	1987, 89
Logan, Warren	1933-34
Long, Jeff	1981-82
Long, Jim	1967-68
Looney, Bill	1949-51
Lonney, Don	1938-40
Losa, Mike	1988-90, 92
Lovvorn, Garland	1922-25
Lozo, Frank	1933-35
Lundeen, Jared	2002-03
Lunsford, Sam	1995-98
Luttrell, Mike	1972-73
Lyde, Frank	1957

M-M-M

Macha, Erick	1999-01
Machemel, Chuck	1967-68
Macicek, Marvin	1963-64
Macko, Mike	1991-92
Madsen, Aaron	1998
Malone, Scott	1990-92
Manto, Taldon	1934-36
Marion, Mike	1970
Mariz, Steve	1980-81
Marshall, Eric	2008-10
Marshall, Jonathan	2001-02
Mathes, Ed	1950-51
Matthews, Don	1960
Matthews, Rags	1927-28
Mattinson, Les	1953-55
Mattson, Braden	2012
Mauser, Tim	1986-88
Maxey, Merlin	1962
Maxwell, Steven	2007-11
Maxwell, Willie	1956-58
Mayfield, Jim	1954-55
McAdams, Billy	1962-63
McCarty, Mickey	1967-68
McCaslin, Steve	1986
McClure, Ben	1946-49
McClure, Jason	1992-95
McCullom, Joe	1912
McCurdy, Jeff	1995-96
McDaniel, Bob	1954-56
McDaniel, Chili	1920-22
McElroy, Pat	1972-73
McFarland, Billie	1911-12
McGough, Tim	2004-05
McGuirk, Matt	2005-08
McHenry, Bob	1942
McKown	1919-22
McKown, Jim	1914
McLain, Greg	1972
McLain, Ronnie	1963-65
McLamore, Eric	1999
McNamara, Joe	1914-15
Meadows, Jay	1985
Means, Ricky	1973-75
Medlin, Brett	2008-09
Meeks, Chris	2002-03
Merck, Kaleb	2009-12
Mercurio, Relly	2010-11
Meyer, David	1994-97
Meyer, Dutch	1918-21
Meyer, Greg	1978-81
Meyer, L.D.	1935-37
Miles, Eldridge	1953-54
Millay, Gavin	1993-95
Millender, Donnie	1983-84

Miller, Erik	2009-11
Miller, Fred	1932-33
Miller, Jim	1965
Miller, Rex	1953
Mills, Gray	1962
Mitchell, Andrew	2011-13
Mock, Jon	1991-93
Mokry, Clint	2002-04
Monahan, Rod	1969-71
Monroe, Glenn	1968-70
Monroe, L.A.	1942
Montgomery, Vic	1935-37
Moody, Jim	1980
Mooney, Shaun	1977-79
Mooney, Terry	1986-89
Moore, Doug	1960-61
Moore, Greg	1981
Moore, Melbourne	1928
Moore, Mike	1987-88
Morgan, Johnny	1984-85
Morrison, Preston	2012-pres.
Morrison, Wayne	1967-69
Morton, Roy	1909-11
Moseley, Arthur	1938
Moses, Ramon	2000-04
Moses, Steve	1995-96, 98
Mouldin, Ben	1904-05
Mousoudakis, Jimmy	1997-99
Mullins, Harry	1945-47
Murphy, David	1976-77
Musslewhite, Stuart	2005
Myers, Wallace	1932-34

N-N-N

Neele, Joe	1901-04
Neeley, Ron	1967
Nelson, Greg	1984-85
Nelson, John	1914-16
Nemecek, Jerry	1989
Nesloney, Ryan	2002-05
Neuman, Chris	2003-04
Newburn, Patrick	2001-03
Newman, Jeff	1968-70
Newton, Bob	1958-60
Newton, Stan	1998-01
Nolan, James	1947-50
Novoy, David	1977-80
Nowell, Teddy	2011

O-O-O

O'Brien, Davey	1937-38
Odell, Derek	2012-pres.
Odle, Jack	1939
Odom, Clayton	1986-89
Ogilvie	1919
Ohnoutka, Brian	1983-85
Oliver, Warren	1981
Olmstead, Walter	2000-02
Olsson, Jon	1965-66
O'Neal, Richard	1955-56
Ontiveros, Rudy	2001
O'Roark, Walter	1954
Osentowski, Chris	2002-03
Owen, Brad	1988-89
Owens, Ed	1974-76
Owens, Randy	1974-75

P-P-P

Pack, Ryan	2005-06
Page, William	1998-99
Parker, David	1965-66
Parker, Mat	1996
Parrish, Lowell	1928
Paschal, Al	1954-56
Paul, Ronnie	1965-66
Peebles, Pat	1963-65
Peel, Larry	1968-69
Pena, Jerome	2010-11
Pereira, Eddie	1980-81
Perlman, Joel	1982-83
Perme, Tom	1953
Perry, Chase	2004-07
Peters, Rick	1990-91
Peterson, Don	1979-80
Perovich, George	1952-53
Pharr, Jimmie	2008-11
Phillips, Dane	1999
Phillips, Ron	1965

Phillips, Steve	1975
Pierce, Glen	1978-79, 81-82
Plumleigh, Charlie	1982-83
Pokluda, D.J.	2004
Pollard, Harold	1955-58
Powell, Danny	1952-53
Price, Jason	2000-01
Purke, Matt	2010-11

Q-Q-Q

Quick, Charles	1955-57
Quiery, J.A.	1910-11

R-R-R

Rafferty, Brian	1985
Ralston, Al	2013
Ramsey, Mike	1984-85
Randle, E.R.	1910
Ray, Randy	1970-71
Read, Darrell	1958-60
Read, Harold	1963-64
Reed, Jeff	2000, 02
Reynolds, Don	1961-63
Reynolds, Phil	1960-61
Richardson, Sammy	1962-64
Rickard, Rick	1968-70
Ridenour, Ryan	1998
Ringnald, Scott	1979-80
Riordan, Tom	1973-76
Rivera, Brance	2009-12
Rivera, Rudy	2000-01
Roach, Walter	1936-37
Roark, Alf	1932
Roberts, Darrin	1936-38
Robinson, Levi	2002
Robson, Adam	1993-94
Rockwell, Keith	1995
Rodriguez, Randal	1979-80
Rogers, Brad	1998-00
Rogers, John	1955
Rojas, Luis	1980-81
Rosellini, Danny	1977-78
Rose, Melzer	1950-51
Roseborough, Larry	1958-60
Rozelle, George	1929
Routh, Jim	1965-67
Rudis, Mark	1991-92
Rutherford, Charles	1960
Rutherford, Scott	1919-20
Rutledge, James	1958-59
Ryan, Reese	1996-97
Ryan, Reid	1992-94

S-S-S

Saenz, Chris	2003-04
Sain, Ed	1929-30
Salim, Mike	1950-52
Sanders, Bobby	1963-64
Scarborough, Mike	1998
Scharf, Justin	2012-13
Schmidt, Don	1960-62
Schmidt, Rick	1967
Schmucker, Dave	1980
Schultz, Aaron	2009-11
Scott, Fred	1923-25
Sears, Rene	1951
Segarra, Ismael	1997-98
Seidenberger, Trevor	2013
Selman, J.D.	1957
Senn, Perry	1973-74
Serben, John	1962-63
Serviente, Glenn	1985-86
Settle, Mike	2000-03
Sewell, Gene	1917-18
Seybold, Eimer	1936
Shaddix, Jeff	1997-98
Shafer, Jeff	1983-84
Sharp, M.R.	1896-97
Shaw, Bob	1969-71, 73
Shebesta, James	1970
Shelburn, David	1981-82
Shelley, John	1975-78
Shelton, Bob	1959-61
Shipes, Chad	1990
Shoemaker, Kyle	2002-03
Shoemaker, Worth	1912-13
Shofner, Jim	1956-57
Shope, Jared	1989-91

Shoptaw, Britt	1989-91
Shotwell, Bennett	1959-60
Silva, Mark	1996-99
Skelton, Will	2005
Skipper, Cecil	1960-62
Smith, Casey	1995-96
Smith, Clint	1996
Smith, Fred	1947-49
Smith, Kerby	1994-95
Snapp, E.	1910
Snow, Paul	1939-41
Sorey, Lex	1911
Sorrels, Paul	1939-41
Sparks, Connie	1940
Spencer, Charles	1953-55
St. Laurent, Caleb	2012
Stamp, Steve	1980-81
Stancoff, George	1947-48
Stanton, Jimmy	1910
Stanek, Shawn	1993-94
Stanley, Jeff	1989
Starratt, Kyle	1933
Stapleton, Jim	1952-54
Stark, Stuart	1984
Starratt, Kyle	2011
Steadman, Oran	1928
Steffins	1904
Steglich, Corey	2006-09
Stell, Otis	1931
Stephens, Sean	2003-04
Stephens, Wayne	1984-85
Stapp, Wade	1950-52
Sterling, Charles	1965
Stewart, Mike	1964-66
Stewart	1914
Stone, Steve	1985-88
Stratton, Abby	1965-67
Strickland, Mark	1982-85
Strong, Bill	1915
Suiter, Jerrick	2012-present
Swain, Johnny	1950-52
Sypert, J.R.	1897-99

T-T-T

Takahasi, Barry	1997
Tankersly, Dennis	1939-41
Tankersly, Lawrence	1923-25
Tankersly, Paul	1937-39
Tankersly, Ralph	1939-41
Taylor, Allan	1986
Taylor, Ellis	1933
Taylor, Gene	1926
Taylor, Harry	1924-27
Tawwater, Darren	1993-94
Teakell, Trey	2012-present
Terry, David	1959-61
Thannisch, Lester	1911-12
Thoma, Scott	1989
Thomas, Nate	2004
Thompson, Bart	1965
Thompson, Kenny	2004
Thompson, Preston	1975-78
Tomlin, Reuben	1975-78
Thompson, Shawn	1997-00
Thomsen, Chris	1991
Thorpe, Darren	1986, 89-90
Tombrella, David	2000-01
Torres, Jimmy	1970-73
Trad, Ken	1966
Trofholz, Terry	2001-03
Trout, Steven	2006-07
Turner, Dick	1968-70
Turner, Gene	1927-29
Turner, John	1991-93
Turner, Kellus	1923-24
Turner, Mike	1971-72, 74-75
Turner, Phil	1971-74
Twardowski, Danny	1975-76
Twardowski, Jimmy	1982-83
Tyson, P.L.	1910

U-U-U

Underwood, Chad	2004-05
Utey, Chad	1976

V-V-V

Vandervolk, Ross	1940-41
Van Hook, Kyle	1978-79

Vasseur, Gary	1969-71
Vaughn, Hunter	1928
Veilleux, Brian	1987
VerHagen, Derek	2007-09
Vern, Matt	2006-09
Vessakosol, Tony	1987-88
Von Ungeln, Kyle	2010-12

W-W-W

Wagner, Scott	1981-82
Wakefield, R.	1909-10
Walker, Andrew	2005-07
Walker, Bernard	1985-86
Walker, Buster	1928-30
Walker, Elbert	1932-34
Walker, Jim	1958-60
Walker, Jimmy	1964-65
Walker, Val Joe	1983
Wallace, Brad	1993-96
Wallace, David	1996-97
Wallace, Earl	1969-71
Wallace, Flint	1994-96
Wallin, Horace	1928-30
Walls, Willie	1935-37
Walrath, Jay	1962-64
Walter, Ryan	1996-97
Walters, Hubert	1945-48
Walters, John	1949
Ward, Tricky	1923-25
Warwick, Carl	1956-57
Washmon, John	1924-27
Watkins, Austen	2001
Watley, Russell	1942
Weems, Ryan	2002-04
Weik, Joe	2010-11
Wells, Gary	1987-88
Wheaton, Mike	1979-80
White, Bob	1954-56
White, Boomer	2013-present
White, Chris	2002-05
White, John	1953-55
White, Terrance	1998
Whitworth, Jeryl	1968
Wilkerson, Steve	1975-76
Williams, Blackie	1926-28
Williams, Dwayne W.	1985-86
Williams, Garry	Honorary
Williams, Jake	1928
Williams, Jay	1930-31
Williams, Lew	1986-87
Williams, Roger	1968-71
Williford, Eugene	1942
Wilmot, Tony	1985-86
Wilson, Brad	1976-77
Wilson, Marshall	1998-00, 02
Wilson	1920
Windegger, Frank	1954-56
Wineburg, Ken	1956-58
Winkler, Kyle	2009-11
Witte, Jantzen	2010-13
Wolf, Bear	1925-27
Wood, Darren	1997
Woodruff, Hunt	2006-09
Woods, Clarence	1924-26
Wooley, Shaun	1999-00
Woolwine, Vance	1932
Wooten, Benji	1997
Wotham, James	1995-98
Wright, Davy	2010-13
Wright, Hal	1923-31
Wyles, Alan	1994-95

Y-Y-Y

Yarbrough, Jef	1995-98
Yates, Mickey	1966-67
Young, Alex	2013-present
Young, Bob	1948
Young, Cameron	1977-80

Z-Z-Z

Ziegler, David	1993
Zimmerman, Jeff	1992-93

LEGENDS OF TCU

Record By Years			
Yr.	Overall	Conf.	Finish
Coach: Unknown			
1896	4-0-1	—	—
Coach: Alexander Easley (2-4-0)			
1897	2-4-0	—	—
Coach: Unknown			
1898	1-0-0	—	—
1899	1-1-0	—	—
1900	2-0-0	—	—
1901	2-0-0	—	—
1902	0-2-0	—	—
1903	7-3-0	—	—
1904	7-5-0	—	—
1905	10-3-0	—	—
1906	10-3-0	—	—
Coach: Ellis Hardy (57-18-4)			
1907	9-9-0	—	—
1908	20-6-2	—	—
1909	18-2-2	—	—
1910	10-1-0	—	—
Coach: M. Baldwin (8-6-0)			
1911	8-6-0	—	—
Coach: H.W. Lever (13-13-0)			
1912	13-13-0	—	—
Coach: William Nance			
1913	17-5-1	—	—
Coach: F.M. Cahoon			
1914	6-1-0	—	—
Coach: Fred Moore (1-11-0)			
1915	1-11-0	—	—
Coach: E.Y. Freeland (9-7-0)			
1916	9-7-0	—	—
Coach: Unknown			
1917	6-4-0	—	—
1918	9-4-0	—	—
Coach: F.M. Cahoon (27-11-2)			
1919	10-4-0	—	—
1920	11-6-2	—	—
Coach: William Nance (86-28-3)			
1921	20-2-0	—	—
1922	15-0-0	—	—
1923	13-11-0	2-10-0	7th
1924	12-7-0	11-7-0	2nd
1925	9-3-2	9-3-0	2nd
Coach: Dutch Meyer			
1926	14-4-0	8-3-0	3rd
1927	7-13-0	7-13-0	4th
1928	7-13-0	6-12-0	4th
1929	8-12-0	8-12-0	4th
1930	13-5-0	13-5-0	2nd
1931	1-9-1	1-9-1	6th
1932	6-4-0	6-4-0	3rd
1933	9-2-0	9-1-0	1st
1934	8-6-0	6-6-0	3rd
Coach: Raymond Wolf (17-21-1)			
1935	8-11-1	4-7-0	4th
1936	9-10-0	8-7-0	3rd
Coach: Howard Grubbs (15-31-0)			
1937	7-9-0	6-9-0	4th
1938	3-11-0	3-11-0	5th
1939	5-11-0	5-11-0	t-4th
Coach: Walter Roach			
1940	5-10-0	4-10-0	5th
1941	1-14-0	1-14-0	6th
1942	2-13-0	2-12-0	6th
Coach: Dutch Meyer			
1945	7-4-0	7-4-0	2nd
Coach: Walter Roach (96-167-2)			
1946	3-15-0	3-12-0	6th
1947	7-15-0	3-12-0	6th
1948	8-13-0	1-13-0	6th
1949	6-14-0	4-11-0	5th
1950	14-9-0	7-8-0	4th
1951	10-11-0	8-7-0	3rd

TCU DIAMOND — 1962-2002

The 2002 season marked the end of an era for TCU baseball, as the Horned Frogs said goodbye to one of the most unique college baseball facilities in the country, the TCU Diamond. The diamond opened in the spring of 1962. The Horned Frogs closed their 41st and final season at TCU Diamond with a 6-3 win over UT-Arlington on May 14, 2002.

Located in the heart of the TCU campus and nestled into the leeward side of a hill to the south, the TCU Baseball Diamond was a beautiful and functional facility offering optimum playing and wind conditions. Batters facing opposing pitchers to the east had a little trouble picking up the ball as it came out of the Horned Frogs' version of the "Green Monster," a large concrete retaining wall in center and left center field.

One of the more difficult places for opponents to play, the Frogs owned a record of 867 wins, 605 losses and eight ties overall for a winning percentage of .589 in their 41 years at the historic ballpark. Dressing facilities were located in nearby Amon G. Carter Stadium and bleacher seating accommodated up to 1,500 fans.



The TCU Diamond underwent extensive cosmetic surgery prior to the 1991 season that included \$100,000 in renovations. TCU's old Bermuda grass was replaced by Tiff 14, the same grass used by the Texas Rangers at The Ballpark in Arlington. The infield was leveled and a red brick wall, a la Wrigley Field, was erected from dugout to dugout. The visitor (along the third-base line) and home dugouts were lengthened and deepened, providing ample space and a much improved look. Extended foul poles were added as well as artificial turf in the batting cages.

Home plate was 390 feet from straight center field, 330 feet down the left field line and 320 feet to right field. A 12-foot fence corralled left and right field.

TCU Diamond was the site of some great college baseball action over the years, proven by the fact that 52 players who graced 2001 Major League Baseball rosters had played at the historic ballpark during some point in their amateur careers. Among those major leaguers who played at TCU Diamond are: Jeff Zimmerman (TCU), Lance Berkman (Rice), Jose Cruz, Jr. (Rice), Chuck Knoblauch (Texas A&M) and Greg Swindell (Texas).

HEAD COACH LANCE BROWN

On June 17, 2003, Lance Brown announced his retirement and the TCU baseball program said goodbye to its mentor of the previous 17 seasons. After four years as a pitching coach at Rice, Brown returned to his alma mater in 1987 to become the school's eighth coach since 1940.

When Brown took over the program, the first step he took was to teach the Horned Frogs how to win consistently. By 1994, Brown had the Frogs doing just that. They not only won consistently, but they did things that had not been done at TCU since Brown had starred as a Horned Frog pitcher in the early 1960s.

En route to a school-record 38 wins in 1994, the Frog diamond men won their first Southwest Conference regular season title since 1972 and first outright crown since 1956. They also received their first NCAA Tournament berth since 1956, where they recorded the school's first tournament win, an 11-3 triumph over Memphis in Stillwater, Okla. The successful season earned Brown Regional Coach of the Year accolades by the American Baseball Coaches Association.

In 1996, Brown reached the first milestone of many in his career. Needing only 26 victories to pass his former coach, Frank Windegger, for career victories, he accomplished the feat April 21, 1996,

with a 14-4 defeat of the Houston Cougars, giving him 299 career victories.

In his final season with the Frogs, Brown led the team to a successful inaugural season in TCU's new Lupton Stadium and Williams-Reilly Field. His team finished with a 35-22 record and finished second in the Conference USA standings with a 22-8 conference mark. He also reached two more milestones in his career during the 2003 campaign. With a 5-2 victory over the Houston Cougars on March 29, Brown won his 500th game. He also earned his 200th conference victory on April 11 in a 1-0 win at UAB.

Brown fell two games shy of 1,000 games coached and ended his career with a 517-481 (.518) overall record and a 214-225 (.487) conference record. He earned Southwest Conference Coach of the Year honors twice, once in 1991 and again in 1994.

He has watched numerous players prosper under his tutelage. In all, 40 players were drafted in the first-year draft, including current Texas Ranger

Jeff Zimmerman, while five others have gone on to play in the major leagues. Fifty-one of his athletes were named to all-conference teams and seven earned second- or third-team All-American honors.



LEGENDS OF TCU


HEAD COACH FRANK WINDEGGER



Lance Brown stands with his former coach, Frank Windegger, as the No. 30 worn by Windegger is retired.

Former TCU player, coach and athletic director, Frank Windegger is the only Horned Frog to have his baseball jersey retired. Windegger's No. 30, which he wore for 14 years as head coach from 1962-1975, was retired April 28, 1998. The jersey currently hangs in the Heritage Center and in the alumni suite in Lupton Stadium.

During Windegger's 14-year tenure as TCU head coach, the Horned Frogs won four Southwest Conference baseball championships (1963, 1966, 1967, 1972) and finished as runner-up three times (1968, 1969, 1973). The Frogs set a number of school records during their run of success, including a string of 13 consecutive wins in 1963. Along the way, the Frogs won 298 games, lost 166 and tied one for a .641 winning percentage, a mark that still ranks amongst the nation's coaching elite.



Frank Windegger played for the Horned Frogs from 1954-56.

In 1963, just one year after taking over the baseball program, Windegger made history by becoming the youngest coach ever to win a SWC title in any sport with a 12-4 conference mark. In 1972, he was voted the NCAA District VI and SWC Coach of the Year, tying for the league title with a 12-6 mark and an overall 29-13 record.

After leaving the dugout, Windegger served as TCU's Director of Athletics for 23 years. He retired in August 1997.

HEAD COACH DUTCH MEYER

One of the most unique stories in the history of Horned Frog baseball is that of coach Dutch Meyer. A four-year letterman in both baseball and football at TCU, Meyer guided the Frogs' baseball fortunes from 1926 to 1934, during which time he compiled a record of 76-68-1 and captured TCU's first SWC baseball title in 1933.



was drawn back into the baseball coaching ranks in 1956 for a brief two-year stint in the dual roles.

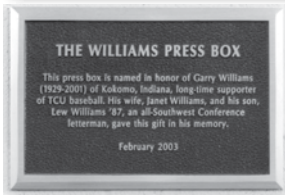
It was during the 1956 season that Meyer led the Horned Frogs to the SWC championship and the school's first appearance in the NCAA baseball tournament.

Meyer finished his career with an overall won-loss mark of 106-83-1 (.558) and a conference record of 92-75-1 (.548).

Meyer served as the Director of Athletics for 13 years before retiring in 1963. TCU lost a legend on Dec. 3, 1982, when he passed away at the age

Meyer took over as the Frogs' head football coach in 1934 and served in that capacity until 1953, although he returned to the diamond in 1945 for one season as the skipper. Meyer was named the Director of Athletics in 1950, but continued to coach until 1954. He of 84.

GARY WILLIAMS



The only honorary letterwinner in TCU baseball history is Garry Williams. A dear friend of the Horned Frog baseball program, he passed away on Dec. 7, 2001.

Through his generosity and relentless efforts, Williams was responsible for many of the improvements that have paved the way for the TCU baseball program, the athletic department and the university's return to national prominence.

One of the many financial contributions made by Williams to Horned Frog baseball was the installation of the scoreboard and flag poles at TCU Diamond. The foul poles now grace the grounds at Lupton Stadium. Williams also contributed many of the old park's upgrades, including new dugouts, backstop, press box and sound system. Additionally, Williams donated the Frogs' media guides and scorecards for many years, making TCU baseball more enjoyable for fans, players and everyone associated with the program.

In honor of Williams' tireless contributions to Horned Frog baseball, the press box at Lupton Stadium bears his name.

Yr.	Overall	Conf.	Finish
1952	13-12-0	8-7-0	3rd
1953	7-15-0	2-11-0	6th
1954	12-13-0	8-7-0	3rd
1955	8-13-2	2-13-2	6th
Coach: Dutch Meyer (106-84-1)			
1956	18-8-0	13-2-0	1st
1957	8-4-0	8-4-0	2nd
Coach: Clyde McDowell (27-54-2)			
1958	6-12-0	4-9-0	5th
1959	11-13-0	4-10-0	6th
1960	3-13-2	3-11-0	5th
1961	7-16-0	6-8-0	t-4th
Coach: Frank Windegger (298-168-2)			
1962	12-11-0	6-9-0	4th
1963	21-4-0	12-3-0	t-1st
1964	11-12-0	5-8-0	4th
1965	12-13-0	4-11-0	6th
1966	21-9-1	9-6-0	t-1st
1967	20-9-1	10-5-0	t-1st
1968	20-9-0	13-5-0	2nd
1969	22-8-0	9-6-0	2nd
1970	17-15-0	9-8-0	4th
1971	22-19-0	9-8-0	4th
1972	29-13-0	12-6-0	t-1st
1973	31-12-0	12-7-0	2nd
1974	31-17-0	14-10-0	3rd
1975	29-17-0	12-12-0	3rd
Coach: Roger Williams (22-24-0)			
1976	22-24-0	8-15-0	8th
Coach: Willie Maxwell (148-172-6)			
1977	22-22-1	9-13-1	7th
1978	17-29-1	7-17-0	8th
1979	21-24-0	7-17-0	8th
1980	19-28-2	7-14-0	7th
1981	27-19-0	9-12-0	6th
1982	16-25-2	4-15-1	8th
1983	26-25-0	6-15-0	7th
Coach: Bragg Stockton (91-68-0)			
1984	25-22-0	6-15-0	t-7th
1985	35-17-0	9-12-0	6th
1986	31-29-0	5-16-0	t-7th
Coach: Lance Brown (517-481-0)			
1987	24-35-0	4-17-0	8th
1988	27-32-0	8-13-0	5th
1989	37-22-0	7-14-0	t-6th
1990	27-32-0	4-17-0	8th
1991	34-25-0	10-11-0	t-4th
1992	25-30-0	14-22-0	6th
1993	34-22-0	5-13-0	6th
1994	38-22-0	14-4-0	1st
1995	27-29-0	11-13-0	5th
1996	34-33-0	11-13-0	t-4th
1997	26-27-0	15-15-0	2nd
1998	33-23-0	18-11-0	2nd
1999	32-26-0	19-10-0	2nd
2000	22-34-0	12-18-0	5th
2001	32-28-0	21-15-0	3rd
2002	30-29-0	19-11-0	3rd
2003	35-22-0	22-8-0	2nd
Coach: Jim Schlossnagle (417-203-0)			
2004	39-26-0	19-11-0	4th
2005	41-20-0	20-10-0	t-2nd
2006	39-23-0	17-5-0	1st
2007	48-14-0	20-3-0	1st
2008	44-19-0	19-5-0	1st
2009	40-18-0	15-5-0	1st
2010	54-14-0	19-5-0	1st
2011	43-19-0	20-3-0	1st
2012	40-22-0	18-6-0	t-1st
2013	29-28-0	12-12-0	t-6th

Bold indicates regular season conference championships.