



UNIVERSITY OF MICHIGAN

MEN'S BASKETBALL

2013-14 GAME DAY NOTEBOOK

HAIL! TO THE VICTORS VALIANT | hail! to the conqu'ring heroes | HAIL! HAIL! TO MICHIGAN | The leaders and best!

MICHIGAN BASKETBALL | 2013-14

Overall:	18-7	Big Ten:	10-3	AP Poll:	20th (421)
Home:	10-2	Home:	5-1	Coaches Poll:	20th (159)
Away:	5-4	Away:	5-2	U-M's RPI:	16th
Neutral:	3-1	Neutral:	0-0	U-M's SOS:	7th

PRESEASON

Tuesday	O29	CONCORDIA (EXH)	W	117-44	BTDN
Monday	N4	WAYNE STATE (EXH)	W	79-60	BTN

REGULAR SEASON

Friday	N8	UMASS-LOWELL (1)	W	69-42	BTDN
Tuesday	N12	S.C. STATE	W	93-59	BTDN
Sunday	N17	at Iowa State	L	70-77	ESPN2
Thursday	N21	vs. Long Beach State (2)	W	85-61	ESPN2
Friday	N22	vs. Florida State (2)	W	82-80 OT	ESPN2
Sunday	N24	vs. Charlotte (2)	L	61-63	ESPN2
Friday	N29	COPPIN STATE	W	87-45	BTN
Tuesday	D3	at 10/8 Duke (3)	L	69-79	ESPN
Saturday	D7	HOUSTON BAPTIST	W	107-53	BTN
Saturday	D14	1/1 ARIZONA	L	70-72	CBS
Saturday	D21	vs. Stanford (4)	W	68-65	FoxSports1
Saturday	D28	HOLY CROSS	W	88-66	BTN
Thursday	J2	at Minnesota+	W	63-60	BTN
Sunday	J5	NORTHWESTERN+	W	74-51	BTN
Thursday	J9	at Nebraska+	W	71-70	ESPN2
Tuesday	J14	PENN STATE+	W	80-67	BTN
Saturday	J18	at 3/3 Wisconsin+	W	77-70	ESPN
Wednesday	J22	10/10 IOWA+	W	75-67	BTN
Saturday	J25	at 3/3 Michigan State+ (5)	W	80-75	ESPN
Thursday	J30	PURDUE+	W	75-66	ESPN
Sunday	F2	at Indiana+	L	52-63	CBS
Wednesday	F5	NEBRASKA+	W	79-50	BTN
Saturday	F8	at 17/13 Iowa+	L	67-85	ESPN
Tuesday	F11	at 22/20 Ohio State+	W	70-60	ESPN
Sunday	F16	21/21 WISCONSIN+	L	62-75	CBS
Sunday	F23	13/14 MICHIGAN STATE+	12:06 p.m.	CBS	
Wednesday	F26	at Purdue+	7:00 p.m.	BTN	
Saturday	M1	MINNESOTA+	6:00 p.m.	BTN	
Tuesday	M4	at Illinois+	6:00 p.m. CT	ESPN	
Saturday	M8	INDIANA+	6:00 p.m.	ESPN	

BIG TEN TOURNAMENT

TBD Seed | Indianapolis, Ind. | Banker's Life Fieldhouse

Thursday	M13	vs. TBD (First Round)	TBD	TBD
Friday	M14	vs. TBD (Quarterfinal)	TBD	TBD
Saturday	M15	vs. TBD (Semifinal)	1:40/4:05 p.m.	CBS
Sunday	M16	vs. TBD (Championship)	3:30 p.m.	CBS

NCAA TOURNAMENT

(if selected) TBD Seed | Final Four: Arlington, Texas | AT&T Stadium

Sunday	M16	Selection Sunday	CBS
Tue-Wed.	M18-19	First Four	truTV
Thu-Sun.	M20-23	Second & Third Rounds	truTV TBS TNT CBS
Thu-Sun.	M27-30	Regional Rounds	TBS CBS
Saturday	A5	Final Four	TBS
Monday	A7	National Championship	CBS

(1) U-M 2013 Final Four banner presentation

(2) Puerto Rico Tip-Off, San Juan, Puerto Rico (Coliseo Roberto Clemente)

(3) Big Ten/ACC Challenge, Durham, N.C. (Cameron Indoor Stadium)

(4) Brooklyn Hoops Holiday Invitational, Brooklyn, N.Y. (Barclays Center)

(5) ESPN College GameDay, East Lansing, Mich. (Breslin Center)



BIG

GAME

26

20/20 MICHIGAN wolverines (18-7; 10-3 Big Ten)

vs. 13/14 MICHIGAN STATE spartans (22-5; 11-3 Big Ten)

GAME DAY | "MAIZE OUT"

• **Date:** Sunday, February 23, 2014

• **Tip:** 12:06 p.m.

• **Location:** Ann Arbor, Mich.

• **Arena:** Crisler Center (12,707) - **SOLD OUT**

• **TV Broadcast:** CBS

• **TV Crew:** Verne Lundquist (p-by-p) & Bill Raftery (analyst)

• **U-M Radio:** Detroit (WWJ, 950 AM) | Ann Arbor (WTKA, 1050 AM)

• **U-M Radio Crew:** Matt Shepard (p-by-p) & Terry Mills (analyst)

• **Satellite Radio:** Sirius: 91 | XM: 91 | Note: Michigan Home Radio broadcast



INSIDE THE GAME

• **Michigan Coach:** John Beilein | 140-92 (seventh season) | 691-410 (36th season)

• **Michigan State Coach:** Tom Izzo | 460-182 (19th season) | 460-182 (19th season)

• **Series History:** Today's game is the second meeting between the intrastate rivals after U-M claimed a victory in the first game 80-75 at the Breslin Center (Jan. 25). Overall, U-M leads the series 96-76 and carries a 59-28 record in Ann Arbor. The Wolverines, who have won five of the last seven in the overall series, have won their last three straight at Crisler Center with two of those victories decided by a single point -- 60-59 (Jan. 17, 2012) and 58-57 (March 3, 2013).

ABOUT THE OPPONENT | The Michigan State Spartans

• Michigan State is led by a trio of players averaging in double figures -- Gary Harris (17.8 ppg), Adreian Payne (16.7 ppg) and Keith Appling (13.9 ppg).

• MSU has been riddle with injuries this season as several players have missed games due to varying issues -- Gary Harris (three games, ankle), Adreian Payne (seven games, foot), Keith Appling (three games, wrist) and Brendan Dawson (eight games, hand).

• Denzel Valentine is one of two players to see action in all 27 games and averages 8.1 points and 6.3 rebounds. Gavin Schilling is the other -- coming off the bench in all 27.

EARLIER THIS SEASON | U-M gets victory at Breslin Center

• In a back and forth second half, a Nik Stauskas three-pointer with 3:12 remaining gave U-M a 63-60 lead and the Wolverines never trailed again as they upset 3/3 Michigan State, 80-75, inside the Breslin Center.

• The win was U-M's third straight over a top-10 ranked opponent and was just the second time U-M defeated a top-five ranked MSU unit, as the only other time was in Jan. 25, 1979, when U-M defeated the fourth-ranked Spartans, 49-48, at Crisler Center.

• Michigan shot 22-of-50 from the floor (44 percent), converting on 11-of-19 three-point tries (57.9 percent). U-M assisted on 14 of its 22 made field goals and its 50 points in the second-half were season best.

• Derrick Walton Jr. set a new career high with 19 points on 4-of-7 shooting, adding five rebounds and four assists. He converted on a career-best 9-of-10 free throw attempts, including going 8-of-9 from the charity stripe in the final 2:30.

• Nik Stauskas finished 19 points on 7-of-12 shooting, including going 5-of-6 beyond the arc. He also had four assists.

INSIDE THE GAME NOTES

• Today's game is a "Maize Out" for all U-M fans.


• Since the first meeting of the season, Michigan has gone 3-3 in Big Ten play, while Michigan State is 4-3. Neither team has lost two straight games this season.

• Over his last five games, Caris LeVert has led U-M with 16.8 points per game. He has also averaged 5.2 rebounds per game, which is only behind Jordan Morgan's 5.6 during the span. Zak Irvin is the second-leading scorer over the last five games with 11.6 points per game, as he is shooting 48.0 percent from long range.

Broadcast Information

#1 | GLENN ROBINSON III
Sophomore | Forward | 6-6 | 220 | St. John, Ind.

U-M CAPTAIN



- Explosive to the rim, high flyer, known as one of the most prolific dunkers in the nation
- Moving to the perimeter, but will also see time as the four-man
- Looks to create shot either on the perimeter or by driving to the basket
- Gym rat who is constantly in the gym working on his overall game
- Developing his voice, allowing him to become more vocal on the floor and as a team leader
- Absolute film junkie who is always asking to watch extra film to learn how to break down other team
- Earned the nickname "Light Rob" by U-M's DOBO Pete Kahler for his efficient play
- Quiet, confident and very friendly demeanor off the court
- Son of former Purdue All-American and NBA 11-year veteran Glenn "Big Dog" Robinson

GP/GS	25/25
Points	12.8
Rebounds	4.3
Assists	1.1
Steals	0.9
FG%	48.6
Minutes	30.4

#2 | SPIKE ALBRECHT (*pronounced: ALL-brekt*)
Sophomore | Guard | 5-11 | 175 | Crown Point, Ind.



- Made a national name for himself in the 2013 national title game against Louisville with 17 first half points, including going 4-for-4 from long range
- Ultimate team player who never worries about his role or statistics
- Very strong basketball IQ and quick learner
- Tremendous court vision and skilled passer
- Ability to create shot going to the basket
- Possesses NBA range
- Tough, Midwest kid
- Loves spending pregame talking with little kids
- Earned nickname "Spike" by wearing his baseball spikes everywhere as a kid to show his parents how badly he wanted to play
- Played in NESPAC League along with U-M teammates Mitch McGary (Brewster Academy) and Nik Stauskas (St. Mark's)
- Brother, Stephen, played collegiate basketball at Brown

GP/GS	25/1
Points	3.3
Rebounds	1.3
Assists	2.2
Steals	0.5
FG%	40.9
Minutes	15.4

#4 | MITCH MCGARY
Sophomore | Forward | 6-10 | 255 | Chesterton, Ind.



- Out indefinitely following back surgery (Jan. 7th).
- Started rehabilitation, no basketball drills
- Exploded onto national scene as a result of his performances throughout the 2013 NCAA Tournament
- Blue-collar, gritty player that plays with high-energy and a ton of enthusiasm
- U-M's Fuel -- team feeds off his positive attitude and high energy
- Big, physical body with deceptively quick feet for a player his size
- Slowed in the preseason by a lower back condition, day-to-day
- Developed solid mid-range game, making him more versatile on the offensive end
- "Glass Cleaner" who is one of U-M's top rebounders
- Loves to speak with student fans and little kids, as well as do community work
- Nicknamed "The Monster"

GP/GS	8/4
Points	9.5
Rebounds	8.3
Assists	1.5
Steals	1.9
FG%	54.5
Minutes	24.6

#5 | ANDREW DAKICH (*pronounced: dock-itch*)
Freshman | Guard | 6-2 | 185 | Zionsville, Ind.



- Possesses a great basketball IQ
- Hard working guard who is the leader of U-M's scout team
- Vocal leader as a freshman
- Son of ESPN analyst, radio personality and former Indiana player Dan Dakich
- AAU Teammate (Indiana Elite) with current U-M teammate Mark Donnal
- Best golfer on the team

GP/GS	9/0
Points	0.3
Rebounds	0.3
Assists	0.6
Steals	0.0
FG%	25.0
Minutes	2.2


#10 | DERRICK WALTON JR.
Freshman | Guard | 6-1 | 185 | Detroit, Mich.



- Possesses a high basketball IQ due to growing up as a coach's son
- Played for father, Derrick Walton, at Chandler Park Academy
- Outstanding court vision and strong passer
- Versatile scorer who can create off the dribble or knock down long range bucket
- Roommates with Zak Irvin
- Three-time Class B All-State first team selection
- Michigan's 2013 Gatorade Player of the Year
- Scored over 2,000 career points in high school
- As a senior averaged 26.1 points, 7.3 rebounds, 7.0 assists, 7.3 steals per game
- Wears No. 10 in honor of his friend Dorian Dawkins, who passed away in 2009

GP/GS	25/24
Points	8.4
Rebounds	2.8
Assists	2.9
Steals	0.4
FG%	43.7
Minutes	26.4

#11 | NIK STAUSKAS (*pronounced: STOWS-kiss*)
Sophomore | Guard | 6-6 | 205 | Mississauga, Ontario, Canada



- Added over 16 pounds after staying in Ann Arbor this summer, along with Caris LeVert, to train with U-M's strength and conditioning coach Jon Sanderson at what was deemed "Camp Sanderson"
- Deadly shooter from long range and set U-M freshman three-point field goals record with 80
- Will look to create and penetrate more this season
- Skilled passer who is looking to create opportunities for teammates
- Extremely confident and even-keeled player who stays poised and never gets too high or too low
- Gym rat who is always working to get better despite outcome of game or personal performance, a true student of the game
- U-M's resident expert on the NBA, especially anything dealing with LeBron James
- Nickname is "Tube" for the YouTube videos he posts of his three-point shooting at his home court that his father, Paul, built for him

GP/GS	24/24
Points	16.7
Rebounds	3.5
Assists	3.5
FG%	48.1
3FG%	44.0
Minutes	35.0

#12 | COLE MCCONNELL
Freshman | Guard | 6-5 | 200 | Atherton, Calif.



- Out with a broken foot
- Preferred walk-on
- Left-handed
- Possesses long range shooting ability
- Team comedian
- Has taken over the team's player blog, penning "Cole's World" for mgoblue.com
- Played at Sacred Heart Prep before playing a post-graduate year at New Hampton Prep [N.H.]
- Has twin brothers, Reed, who is a member of the UC Irvine basketball team, and Will, who played two seasons at Dartmouth

GP/GS	4/0
Points	1.0
Rebounds	0.3
Assists	0.0
Steals	0.0
FG%	33.3
Minutes	2.5

#14 | BRAD ANLAUF (*pronounced: ann-loff*)
Sophomore | Forward | 6-4 | 195 | Hinsdale, Ill.



- Walk-on with the U-M football team, who decided to leave the program after being invited to join U-M basketball team following U-M's open walk-on tryouts
- Redshirted freshman season with U-M football, playing as wide receiver
- Will be a member of U-M's Scout Team
- Father, Joe, played tennis at UCLA, and mother, Karen, ran track at Michigan.
- Grandson of Will Perry, who worked 26 years in the Michigan Athletic Department -- sports information (12 years) and administration (14 years)

GP/GS	7/0
Points	0.3
Rebounds	0.3
Assists	0.1
Steals	0.0
FG%	33.3
Minutes	2.0


Broadcast Information

#15 | JON HORFORD

U-M CAPTAIN



Redshirt-Junior | Forward | 6-10 | 250 | Grand Ledge, Mich.



- One of two upperclassmen along with roommate Jordan Morgan
- Grown into one of U-M's leaders and is very vocal on the floor
- Athletic and versatile for a big man and will look to go inside/outside
- Extremely hard worker who is always in the gym working on game
- Great teammate who continues to bring positive energy every day, despite injuries
- Known for doing the little things not seen on the stat sheet
- Deep thinker and free spirit and is always quoting famous philosophers
- Avid music fan with an eclectic taste in music
- Avid hacky-sack player, known to carry one with him at all times
- Loves to cook and experiment with new recipes, with specialty being soup
- Older brother, Al, currently plays in the NBA for the Atlanta Hawks.
- Father, Tito, played three seasons in the NBA

GP/GS	25/7
Points	4.9
Rebounds	4.6
Assists	0.5
Blocks	0.9
FG%	60.0
Minutes	14.8

#20 | SEAN LONERGAN

Freshman | Guard | 6-5 | 190 | Fisher, Ind.



- Great understanding of the game with a high basketball IQ
- Deceptive athleticism
- Continues to work on overall game and adjust to college level
- Hard worker who continues to give 100 percent in all practices
- Discovered at a summer pick-up game by Spike Albrecht
- Originally was going to enroll at Indiana before electing to come to Michigan and walk on to the basketball team

GP/GS	8/0
Points	0.5
Rebounds	0.5
Assists	0.1
Steals	0.1
FG%	25.0
Minutes	2.4

#21 | ZAK IRVIN

Freshman | Guard | 6-6 | 200 | Fishers, Ind.



- Great understanding of the game with a high basketball IQ
- Possesses inside/outside game
- Strong threat from long range
- Embraces defense
- Ultimate competitor
- Indiana's 2013 Gatorade Player of the Year and 2013 Mr. Basketball
- Former high school teammate of Michigan State's Gary Harris at Hamilton Southeastern (Fishers, Ind.)

GP/GS	25/0
Points	7.5
Rebounds	1.7
Assists	0.4
FG%	43.3
3FG%	42.5
Minutes	16.7

#23 | CARIS LEVERT (*pronounced: Karris | la-VERT*)

Sophomore | Guard | 6-6 | 185 | Pickerington, Ohio



- Added over 27 pounds after staying in Ann Arbor this summer, along with Nik Stauskas, to train with U-M's strength and conditioning coach Jon Sanderson at what was deemed "Camp Sanderson"
- Grown almost two inches since arriving in Ann Arbor
- Strong defender who uses length to help with defensive pressure
- Explosive player with ability to create his own opportunities off the dribble
- Strong passer and possesses long-range shooting ability
- Extremely competitive and loves challenging teammates to 1-on-1 before or after practice
- Originally signed to play at Ohio University but re-opened recruitment after head coach John Groce left for Illinois
- Nickname is "Baby Durant"
- Third cousin to Eddie LeVert of the O'Jays -- "Love Train" and "For the Love of Money" -- theme song for "The Apprentice"

GP/GS	25/25
Points	13.0
Rebounds	4.5
Assists	2.7
Steals	1.2
FG%	44.1
Minutes	33.6

#34 | MARK DONNAL (*pronounced: DON-elle*)

Freshman | Forward | 6-9 | 230 | Monclova, Ohio



- Potential redshirt candidate
- Possesses inside/outside game
- Is a threat from long range
- Physical player down low who is one of U-M's top post defenders
- Quiet personality but is known for his comedy in the locker room
- Working on overall strength and lateral quickness with U-M strength and conditioning coach Jon Sanderson
- Brother, Andrew, is a junior offensive lineman at Iowa

GP/GS	0/0
Points	0.0
Rebounds	0.0
Assists	0.0
Blocks	0.0
Steals	0.0
Minutes	0.0

#44 | MAX BIELFELDT (*pronounced: BEEL-felt*)

Redshirt-Sophomore | Forward | 6-7 | 245 | Peoria, Ill.



- Big, strong four-man who has shown the ability to score inside, as well as from long range
- Strong rebounder
- Comes off the bench in the low post rotation
- Nickname is "Moose"
- Played with Spike Albrecht, Glenn Robinson III and Mitch McGary on AAU's SYF coached by Wayne Brumm

GP/GS	14/0
Points	1.1
Rebounds	1.0
Assists	0.0
Steals	0.1
FG%	33.3
Minutes	4.6

#52 | JORDAN MORGAN

U-M CAPTAIN



Fifth-Year Senior | Forward | 6-8 | 250 | Detroit, Mich.



- One of two upperclassmen, along with roommate Jon Horford
- Sometimes is the forgotten man and not often talked about, but plays a key role in the high-post, around the rim and defensively
- Durable and reliable, starting 110 of 130 career games
- Veteran big man and the vocal leader
- Weight room junkie who continues to worked very hard to transform body throughout career with help of U-M strength & conditioning coach Jon Sanderson
- Takes pride in rebounding ability to give team extra possessions
- Earned his undergraduate degree from U-M's College of Engineering in industrial and operations engineering and is pursuing his masters in manufacturing engineering
- Aspires to play professional basketball and, following his career, return to Michigan and open his own business to help the city of Detroit

GP/GS	25/15
Points	4.9
Rebounds	4.2
Assists	0.4
Steals	0.3
FG%	68.0
Minutes	17.2

HC | JOHN BEILEIN (*pronounced: bee-line*)

Seventh Season | 140-92 at U-M | 691-410 in career



- Needs just nine wins to reach 700 in his career.
- In his 36th season as a head coach, including his seventh with the Wolverines -- he has always been a head coach, never serving as an assistant in his career
- Known for running one of the most complex offensive and defensive systems in the country
- High character individual that focuses on building his program around its five core values -- integrity, unity, passion, diligence and appreciation
- Helped lead Michigan to the 2013 Final Four and national title game for the first time in 20 years
- Recorded a career-best 31 wins during the 2012-13 season, including his best-ever start at 16-0
- Led Michigan to four 20-plus win seasons and four NCAA Tournament berths

2013-14 Michigan Basketball Roster

Michigan Basketball: 2013-14

No.	Wolverine	Pos.	Hgt.	Wgt.	Class	Hometown (High School/Prep)	Pronunciation Guide
1	Glenn Robinson III	F	6-6	220	So.	St. John, Ind. (Lake Central HS)	
2	Spike Albrecht	G	5-11	175	So.	Crown Point, Ind. (Northfield Mount Hermon [Mass.])	"ALL-breckt"
4	Mitch McGary	F	6-10	255	So.	Chesterton, Ind. (Brewster Academy [N.H.])	
5	Andrew Dakich	G	6-2	185	Fr.	Zionsville, Ind. (Zionsville Community HS)	"DOCK-itch"
10	Derrick Walton Jr.	G	6-1	185	Fr.	Detroit, Mich. (Chandler Park Academy)	
11	Nik Stauskas	G	6-6	205	So.	Mississauga, Ontario, Canada (St. Mark's School [Mass.])	"STOWS-kiss" (rhymes with now)
12	Cole McConnell	G	6-5	200	Fr.	Atherton, Calif. (New Hampton School [N.H.])	
14	Brad Anlauf	F	6-4	195	So.	Hinsdale, Ill. (Hinsdale Central HS)	"ann-loff"
15	Jon Horford	F	6-10	250	R-Jr.	Grand Ledge, Mich. (Grand Ledge HS)	
20	Sean Lonergan	G	6-5	190	Fr.	Fishers, Ind. (Fishers HS)	
21	Zak Irvin	G	6-6	200	Fr.	Fishers, Ind. (Hamilton Southeastern HS)	
23	Caris LeVert	G	6-6	185	So.	Pickerington, Ohio (Central HS)	"Karras" "la-VERT"
34	Mark Donnal	F	6-9	230	Fr.	Monclova, Ohio (Anthony Wayne HS)	"DON-elle"
44	Max Bielfeldt	F	6-7	245	R-So.	Peoria, Ill. (Peoria Notre Dame HS)	"BEEL-felt"
52	Jordan Morgan	F	6-8	250	5th-Sr.	Detroit, Mich. (University of Detroit Jesuit)	


Head Coach: John Beilein | Pronunciation "bee-line"

Assistant Coaches: Jeff Meyer, Bacari Alexander & LaVall Jordan

Director of Program Personnel: C.J. Lee

Director of Basketball Operations: Pete Kahler | **Video Analyst:** Will Vergollo | **Graduate Manager:** Kyle Barlow

Strength & Conditioning: Jon Sanderson | **Athletic Trainer:** John DoRosario



GLENN ROBINSON III

#1

Sophomore
Forward



SPIKE ALBRECHT

#2


Sophomore
Guard



MITCH MCGARY

#4

Sophomore
Forward



ANDREW DAKICH

#5

Freshman
Guard



DERRICK WALTON JR.

#10

Freshman
Guard



NIK STAUSKAS

#11

Sophomore
Guard



COLE MCCONNELL

#12

Freshman
Guard



BRAD ANLAUF

#14

Sophomore
Forward



JON HORFORD

#15

R-Junior
Forward



SEAN LONERGAN

#20


Freshman
Guard



ZAK IRVIN

#21


Freshman
Guard



CARIS LEVERT

#23

Sophomore
Guard



MARK DONNAL

#34

Freshman
Forward



MAX BIELFELDT

#44

R-Soph.
Forward



JORDAN MORGAN

#52

5th-Senior
Forward



JOHN BEILEIN

HC

Head
Coach

Game Notes

QUICK FACTS

Name of School:	University of Michigan
City/Zip:	Ann Arbor, Mich. 48109
Founded:	1817
Enrollment:	43,426 (Fall, 2012)
Nickname:	Wolverines
Fight Song:	"The Victors"
School Colors:	Maize & Blue (PMS 282, 116)
President:	Mary Sue Coleman
Athletics Director:	Dave Brandon

ALL-TIME RECORD

Years of U-M Basketball:	98th
Seasons of U-M Basketball:	1909, 1918 to current
Overall Record:	1366-928* 1479-985
Big Ten Record:	697-644* 747-680
Non-Conference Record:	669-284* 732-305
Big Ten Titles (13):	1921 (co), 1926 (co), 1927, 1929 (co), 1948, 1964 (co), 1965, 1966, 1974 (co), 1977, 1985, 1986, 2012 (tri)

CRISLER CENTER

Opened:	1967-68
Overall Record:	503-138* 561-152
Big Ten Record:	247-106* 279-117
Non-Conference Record:	256-32* 282-35
Capacity:	12,707
Student Section:	"Maize Rage"
Nickname:	"The House that Cazzie Built"

Crisler Center Honored Jersey's (5)

No. 33, Cazzie Russell (retired Dec. 11, 1993)
 No. 45, Rudy Tomjanovich (honored Feb. 8, 2003)
 No. 35, Phil Hubbard (honored Jan. 11, 2004)
 No. 41, Glen Rice (honored Feb. 20, 2005)
 No. 22, Bill Buntin (honored Jan. 7, 2006)

NCAA TOURNAMENT

NCAA Tournament Record:	41-19* 48-23
Record under John Beilein:	6-4
NCAA Appearances (19* 24):	1948, 1964, 1965, 1966, 1974, 1975, 1976, 1977, 1985, 1986, 1987, 1988, 1989, 1990, 1992*, 1993*, 1994, 1995, 1996*, 1998*, 2009, 2011, 2012, 2013
NCAA Titles (1):	1989
Title Game (4* 6):	1965, 1976, 1989, 1992*, 1993*, 2013
Final Four (5* 7):	1964, 1965, 1976, 1989, 1992*, 1993*, 2013
Regional Championships (5* 7):	1964 (Mideast), 1965 (Mideast), 1976 (Midwest), 1989 (Southeast), 1992* (Southeast), 1993* (West), 2013 (South)
Elite Eight Appearances (11* 12):	1948, 1964, 1965, 1966, 1974, 1976, 1977, 1989, 1992, 1993*, 1994, 2013
Sweet 16 Appearances (10* 11):	1964, 1965, 1966, 1974, 1976, 1977, 1988, 1989, 1992, 1993*, 1994, 2013
Tournaments as No. 1 Seed (1* 2):	1985, 1993*

POSTSEASON NIT

NIT Record:	20-7* 25-7
Record under John Beilein:	n/a
Home Games:	14-0* 16-0
Road Games:	0-5* 1-5
Madison Square Garden:	6-2* 8-2
Appearances (9* 10):	1971, 1980, 1981, 1984, 1991, 1997*, 2000, 2004, 2006, 2007
Titles (2* 3):	1984, 1997*, 2004
Title Game Appearances (3* 4):	1984, 1997*, 2004, 2006

BIG TEN TOURNAMENT

Big Ten Tournament Record:	9-14* 13-15
Record under John Beilein:	6-6
United Center (Chicago, Ill.):	2-6* 6-7
Bankers Life Fieldhouse (Indianapolis, Ind.):	7-8
First Round:	6-4* 7-4
Quarterfinal:	3-7* 4-8
Semifinal:	0-3* 1-3
Championship:	0-0* 1-0
Big Ten Tournament Titles (0* 1):	1998*
Championship Game Appearances (0* 1):	1998*

* Due to NCAA sanctions, the University of Michigan vacated season records from 1992-93; 1995-96; 1996-97; 1997-98 and 1998-99. U-M also vacated its 1992 Final Four; 1993, 1996 and 1998 NCAA Tournament appearances; 1997 NIT championship and 1998 Big Ten Tournament championship.

THE LAST TIME OUT | Wolverines drop home game to visiting Badgers

- Caris LeVert scored a career-high 25 points on 5-for-6 three-point shooting and led a second-half charge, but it was not enough for 15/18 Michigan, which fell to 21/21 Wisconsin, 75-62, inside Crisler Center.
- Michigan trailed by as many as 18 in the first half and came back to within three points of the lead in the second, but Wisconsin finished the game on a 23-13 run to seal the victory.
- The home loss was just the second of the season.
- Nik Stauskas scored 11 points, and Glenn Robinson III contributed 10 points
- Caris LeVert went 7-for-13 shooting (53.8 percent) for his career-best 25 points, including five three-pointers, while chipping in six rebounds. It marked his sixth career 20-point effort and 16th double-digit game of the season.

QUICK THINGS ABOUT THE MAIZE AND BLUE

- Michigan is finishing a four-game swing playing against nationally ranked opponents. So far, U-M has gone 1-2 during the stretch with the lone win at 22/20 Ohio State. The two losses were at 17/13 Iowa and 21/21 Wisconsin.
- Caris LeVert has scored in double figures in six of his last seven games including two 20-plus point games. In his last outing he posted a career-best 25 points against Wisconsin. He has gone 29-for-34 (85.3 percent) from the free throw line during the stretch.
- Over his last five games, Jordan Morgan has grabbed 28 rebounds (5.6 rpg), with them split right down the middle with 14 offensive and 14 defensive.
- As defenses have focused more on Nik Stauskas, he has continued to contribute in many other ways. After being held to six points at Indiana (Feb. 2), he followed with nine points, eight assists and five rebounds against Nebraska (Feb. 5). Since then he has registered three straight double-digit scoring games with 10 at Iowa (Feb. 8), 15 at Ohio State (Feb. 11) and 11 at home against Wisconsin (Feb. 16). During the stretch he has been clutch on free throws going 20-for-22 (90.9 percent) over his last five games.
- Zak Irvin, who has scored in double figures in three of his last four games, has connected on at least one three in eight straight conference games and is shooting 45.1 percent (23-of-51) from beyond the arc in Big Ten play.
- Jordan Morgan was selected as one of five Division I men's college basketball student-athletes named the All-state NABC Good Works Team, as announced by the National Association of Basketball Coaches (NABC). In its second year, this preeminent community service honor recognizes college basketball players who have made a commitment to improving their communities and the lives of others.

DID YOU KNOW?

- Over the last three seasons, Michigan has lost back-to-back games only twice -- with one of those in the final games of 2011-12 at the Big Ten Tournament (Ohio State) and NCAA Tournament (Ohio). The other was in 2012-13, when U-M lost back-to-back road games -- at Wisconsin (overtime) and at Michigan State.
- Michigan has seven losses this season with five of those coming against nationally ranked opponents. In fact three of have come on the road -- at 11/14 Iowa State, at 8/9 Duke and at 16/15 Iowa. The other two losses were to 2/2 Arizona and 21/21 Wisconsin at Crisler Center. (Note: all ranking are as of Feb. 16).
- Ohio State (15-3), Minnesota (13-3), Wisconsin (12-3), Nebraska (11-1) and Michigan State (11-3) have a combined 62-13 home record this season. Five of the 13 combined losses have come at the hands of the Wolverines.
- Over the last four seasons, Michigan has posted a 44-23 record in Big Ten play. Ohio State (50-18), Michigan State (45-22) and Wisconsin (45-22) are the only other conference teams to eclipse 40-wins.
- Michigan remains a perfect 27-0 under John Beilein when scoring 80 or more points.
- Michigan has won 23 games against ranked opponents in the John Beilein era -- 11 of which have come against top-10 foes.
- Michigan has won three of its last four road games against nationally ranked opponents.
- Nik Stauskas and Caris LeVert stayed during the spring and summer periods, working out at "Camp Sanderson" with U-M strength and conditioning coach Jon Sanderson. By the end, Stauskas added nearly 16 total pounds, while LeVert added 27 total throughout the summer. The duo was in the gym every day playing against each other, doing drills and just shooting until the sun came down.
- The duo of Nik Stauskas and Caris LeVert has combined for 15 of the 18 20-plus point scoring games by a Wolverine this season -- Stauskas (9) and LeVert (6). Glenn Robinson III has U-M's other three 20-plus point games.
- Michigan named three captains for the season -- Jordan Morgan, Jon Horford and Glenn Robinson III. Robinson is just the fourth sophomore captain in Michigan history.
- Michigan is down to 13 total players after Mitch McGary's back surgery (Jan. 7) and walk-on Cole McConnell's broken foot. As a result, U-M coach John Beilein has relied on a steady eight-man rotation for the Wolverines. In addition, assistant coach LaVall Jordan has joined U-M's scout team in practice.

CRISLER CENTER ADVANTAGE

- Michigan is 56-10 over the last four seasons at Crisler Center.
- Michigan has just four home losses over its last three seasons at Crisler Center -- including a 10-2 record this season. U-M went 15-1 (2011-12) and 17-1 (2012-13). The four losses have come against No. 1 Arizona (L, 72-70, Dec. 14) and No. 21 Wisconsin (L, 75-62) and in the regular-season home finales against Purdue (L, 75-61, Feb. 25) in 2012 and No. 2 Indiana (L, 72-71, March 10) in 2013.
- Michigan is averaging 79.9 points per game and has outscored its opponents by +20.5 (59.4 ppg).
- Michigan has won by 20-plus points in seven games this season.
- Michigan is shooting 51.2 percent at home while holding opponents to just 40.3 percent.
- Michigan is shooting 41.9 percent at home from long range with an average of 22.1 three-point attempts per game. Opponents are shooting just 28.2 percent from long range at Crisler.

Game Notes

NON-CONFERENCE BREAKDOWN

Records as of Feb. 20, 2014

UMass-Lowell 8-18; 6-8 America East

• Nov. 8: U-M won 69-42 at Crisler Center

> Michigan was led by Caris LeVert's 17 points and Glenn Robinson III's 15, while Jon Horford had 12 rebounds.

S.C. State 9-16; 5-7 MEAC

• Nov. 12: U-M won 93-59 at Crisler Center

> Michigan was led by Caris LeVert's career-best 24 points and Nik Stauskas' 23 as they combined for 11 three-pointers. Jon Horford had a career-best 15 rebounds.

at Iowa State 20-5; 8-5 Big 12

• Nov. 17: U-M lost 77-70 at Hilton Coliseum

> Michigan was led by Nik Stauskas's 20 points. The game marked Mitch McGary's first game back from injury as he finished with nine points and six rebounds.

vs. Long Beach State (Puerto Rico) 12-14; 8-4 Big West

• Nov. 21: U-M won 85-61 at Coliseo Roberto Clemente

> Michigan opened the Puerto Rico Tip Off with a 24-point win as U-M was led by Nik Stauskas' 24 points and Caris LeVert's 20.

vs. Florida State (Puerto Rico) 15-11; 6-8 ACC

• Nov. 22: U-M won 82-80 in OT at Coliseo Roberto Clemente

> Michigan trailed by seven with 2:40 remaining, but tied game and went on to win in overtime. U-M was led by Nik Stauskas (26) and Mitch McGary's double-double (14P, 12R).

vs. Charlotte (Puerto Rico) 14-11; 5-7 C-USA

• Nov. 24: U-M lost 63-61 at Coliseo Roberto Clemente

> With injuries to Nik Stauskas and Glenn Robinson III, U-M lost on a last second tip-in by Charlotte's Terrence Williams. Nik Stauskas led with 20 points and was named tournament MVP.

Coppin State 9-17; 6-7 MEAC

• Nov. 29: U-M won 87-45 at Crisler Center

> Michigan was led by Zak Irvin's career-best 24 points, as he went 6-for-10 from long range off the bench. For his efforts he was named the Big Ten's Freshman of the Week.

at Duke (Big Ten/ACC Challenge) 21-6; 10-4 ACC

• Dec. 3: U-M lost 79-69 at Cameron Indoor Stadium

> Michigan was led by Mitch McGary's double-double (15 P, 14 R), while Caris LeVert had a career-best-tying 24 points -- scoring 20 points in the second half.

Houston Baptist 5-21; 2-12 Southland

• Dec. 7: U-M won 107-53 at Crisler Center

> Michigan had five double figure scoring Wolverines led by Nik Stauskas' 25 points. Mitch McGary had 12 points, nine rebounds, six assists and four steals in 23 minutes.

Arizona 24-2; 11-2 Pac-12

• Dec. 14: U-M lost 72-70 at Crisler Center

> Michigan was led by Glenn Robinson's 20 points as he was 8-for-9 from the field, while Nik Stauskas had 14. U-M just missed upsetting the No. 1 team in the country as Arizona went 7-for-8 on free throws over the final 24 seconds to seal a two-point win.

vs. Stanford (Brooklyn Holiday Invite) 17-8; 8-5 Pac-12

• Dec. 21: U-M won 68-65 at Barclays Center

> Nik Stauskas had 19 points and was 9-for-9 from the free throw line as Michigan held off a late Stanford rally to win its second straight game in Brooklyn. Glenn Robinson III had 17 points and Zak Irvin hit four triples for 12 points off the bench.

Holy Cross 16-11; 10-5 Patriot

• Dec. 28: U-M won 88-66 at Crisler Center

> Glenn Robinson III had 23 points and five rebounds, while Caris LeVert and Nik Stauskas each had 16 points apiece. LeVert also led with seven rebounds.

• Michigan is out-rebounding its opponents by +5.2 (34.0 to 28.8).

• Since the start of Big Ten play in 2011, Michigan has sold out Crisler Center in 34 of its last 39 games. Overall, U-M has had 210 sellout crowds in the 47-year history of Crisler.

U-M'S BIG TEN PLAYER OF THE YEAR CANDIDATE: NIK STAUSKAS

• Nik Stauskas' stellar sophomore season could help U-M repeat as the Big Ten's Player of the Year. Former Wolverine Trey Burke won the award last season.

• Stauskas has been named the Big Ten Player of the Week, twice -- in back-to-back weeks on Jan. 21 and Jan. 27. In addition he was named the USBWA's Oscar Robertson National Player of the Week (Jan. 27).

• Stauskas continues to diversify his offense as he has evenly balanced his inside/outside production. Driving to the basket more this season, he is 61-for-116 on two point field goals (52.5 percent). From long range, he is tied for the Big Ten lead, going 55-for-125 (44.0 percent). He is also one of conference's leaders from the free throw line as he is 113-for-138 at the charity stripe (81.9 percent).

• Stauskas leads U-M and is fifth in the Big Ten with 16.7 points per game. He has scored in double figures in 20 of 24 games with nine of those 20-or-more points.

• Stauskas has scored a career-best 26 points twice this season. He first did it against Florida State at the Puerto Rico Tip-Off (Nov. 22) and equaled it against Iowa (Jan. 22).

• Early on in non-conference play, Stauskas had string of five straight 20-plus point games. Stauskas' run of 20-plus point games is the most for a Wolverine since LaVell Blanchard (2000-03) had a string of four during the 2000-01 season and Louis Bullock* (1996-99) had a run of seven straight during the 1997-98 season.

• Stauskas continues to have a breakout sophomore season. He has set new career highs in 11 categories -- points (26, Iowa and vs. Florida State), field goals (8, Iowa and at Iowa State), field goal attempts (18 at Iowa State), three-point field goals (6, Houston Baptist), three-point attempts (10, at Iowa State), free throws (9, vs. Florida State and vs. Stanford), free throw attempts (12, vs. Florida State), assists (8, Nebraska), blocks (2, at Wisconsin), steals (3, vs. Charlotte) and minutes (44, vs. Florida State).

• Stauskas needs just 170 more points to reach 1,000 in his career. He currently has 830 career points -- a 13.2 average. Only seven sophomores have ever reached 1,000 points in U-M history. The last was Trey Burke who finished with 1,213 over his two seasons prior to leaving for the NBA.

• Stauskas leads U-M with 83 assists -- 3.5 per game.

• Stauskas has increased his rebounding this season and averages 3.5 per game.

• Stauskas leads U-M and is third in the Big Ten playing 35.6 minutes per game. He missed one game this season against Coppin State (Nov. 29) as he continued to recover from an ankle injury suffered in the title game against Charlotte (Nov. 24) at the Puerto Rico Tip-Off.

THE QUIET CONTRIBUTOR

• Caris LeVert has been a quiet and consistent force for the Wolverines. He averages 13.0 points, 4.5 rebounds and 2.7 assists and is shooting 44.5 percent from the field, and this is all while serving as the Wolverines' top defender.

• In U-M's 12 non-conference games Caris LeVert averaged 13.1 points per game. In 12 Big Ten games, he has scored 11.8 points per game.

• Caris LeVert has tallied six 20-plus point games this season, including a career-best 25 points against Wisconsin (Feb. 16).

• Caris LeVert recorded his first career double-double against Purdue (Jan. 30), posting 14 points and a career-high 11 rebounds. He added three steals, two blocks and two assists in 37 minutes.

• Caris LeVert has continued to crash the boards. He averages 4.5 per game and has 112 total, with 103 (4.1 per game) on the defensive end. He grabbed a career-best 11 boards against Purdue (Jan. 30) -- helping him to his first double figure rebounding game and first career double-double.

• Caris LeVert leads U-M with 29 steals. He has recorded two-plus steals in 10 games. He ranks 12th in the Big Ten with 1.2 steals per game.

SOME TEAM INFORMATION

• After playing just three minutes against Iowa (Jan. 22) due to illness, Derrick Walton Jr. has posted four double scoring games in his last seven conference games including a career-best 19 at MSU (Jan. 25).

• Derrick Walton Jr. has scored in double figures in seven Big Ten games and averages 9.1 points in conference play. In the 12 game non-conference schedule, he tallied four and averaged 7.7 points. Overall in his first season he is scoring 8.8 points per game.

• After getting to the free throw line just 22 total times in the 12 game non-conference slate, Derrick Walton Jr. has doubled that with 45 trips in 13 Big Ten games. He set a career best when he went 9-for-10 at Michigan State (Jan. 25), with eight of those in the final 2:30 of the game, sealing the win for U-M. He is third on the Wolverine shooting 80.0 percent from the free throw line.

• Over his last nine games, Jordan Morgan has grabbed 6.0 rebounds per game, including a season-best 10 at Indiana (Feb. 2). He recently cracked U-M's top 25 list and ranks 22nd all-time with 634 career boards.

• In the 12 non-conference games, Jon Horford shot 48.9 percent from the field. During U-M's 13 Big Ten games he has shot 71.1 (32-for-45).

• Glenn Robinson III has scored in double figures in 17 games this season and is averaging 12.9 points per game. Of those 17 games he has three 20-plus performances, including a career-best 23 points twice. He set the personal best against Holy Cross (Dec. 28) before equaling it against Nebraska (Feb. 5).

• Spike Albrecht made his first career start against Iowa (Jan. 22) after Derrick Walton Jr. was limited due to illness. Albrecht played 35 minutes, scoring seven points with a career-best seven assists and zero turnovers. He also had a career-best four steals and a career-best-tying three rebounds.

Game Notes

MICHIGAN'S NEW TWO-HEADED MONSTER -- "MORFORD"

- The Wolverine duo has been dubbed "Morford."
- Since Mitch McGary's decision to undergo back surgery, Jordan Morgan and Jon Horford have combined to average 11.9 points, 10.0 rebounds and shot 72.5 percent (66-for-91).
- Individually over the last 13 games, Morgan has shot 75.6 percent (34-for-45) and averaged 6.8 points and 5.4 rebounds, while Horford has shot 71.1 percent (32-for-45) and averaged 5.5 points and 4.6 rebounds.
- Over the last 13 games, Jordan Morgan has produced three double-figure scoring games, while Jon Horford has two, including a career-best 14 at Minnesota (Jan. 2). Morgan added a season-best 10 rebounds at Indiana (Feb. 2).

A FEW CAREER NUMBERS TO WATCH

- U-M has three players inching their way to 1,000 points. Jordan Morgan leads U-M with 861 career points (6.6 ppg). Nik Stauskas is second on U-M with 830 (13.2 ppg), and Glenn Robinson III is right behind at 738 (11.7).
- Jordan Morgan has played in 130 career games, which is 11th all-time. With five regular-season contests left and one guaranteed Big Ten Tournament game; he could reach the all-time record of 136 held by Stu Douglass (2008-12). Morgan is currently ninth all-time with 110 career starts.
- Glenn Robinson III and Spike Albrecht have not missed a game in their young careers, playing in 63 straight. In fact, Robinson has started all 63 games, while Albrecht has come off the bench in 62, making his only career start against Iowa (Jan. 22). Fellow classmate Nik Stauskas has played in 62 career games with 56 starts.

QUICK TEAM NOTABLES

- Michigan leads the country with 14.6 fouls per game (as of Feb. 16). Last season, U-M finished the season ranked second (12.7).
- Over the last three seasons, Michigan has averaged less than 10 turnovers and ranks consistently among the top 10 in the country. So far this season, the Wolverines are right on pace with 9.8 per game, which ranks eighth in the nation (as of Feb. 16). U-M led the nation with 9.4 per game last season.
- Michigan had a season-low six turnovers against Penn State (Jan. 14). Overall, U-M has had 10 or fewer turnovers in 16 games.
- This season, Michigan has maintained its offensive production, shooting a Big Ten-best 47.9 percent from the field. That clip is right on pace with the 2012-13 Wolverines, who closed the season averaging 48.4 percent from the field -- the best under John

Beilein at U-M.

FROM THE CHARITY STRIPE

- U-M leads the Big Ten with a 76.5 team percentage, which is currently slotted as the best all-time in a season. The all-time mark for U-M was a 75.74 (412-for-544) percentage during the 2008-09 season.
- This season, Michigan is averaging 19.4 trips per game to the free throw line and has 18 games with 16 or more attempts, eight games with 20-plus and two with 30-plus including a season-high 32 against UMass-Lowell (Nov. 8).
- Michigan has shot 75 percent or better in 16 games this season.
- Michigan has two players averaging above 80 percent on free throws. Nik Stauskas leads the team shooting 81.9 percent, while Caris LeVert is right behind him at 81.7 percent. Derrick Walton Jr. has slowly increased his average and is shooting 77.6 percent as has Glenn Robinson III, who is at 75.0 percent.

IT'S ALL ABOUT HELPING OTHERS

- Michigan is averaging 14.4 assists per game. The best under Beilein is 15.5 assists per game in 2008-09. U-M's current average is also the third best in the Big Ten.
- Currently, U-M has four players with 50 or more assists this season. Nik Stauskas leads with 83 (3.3 apg), while Derrick Walton Jr. has 73 (2.9 apg), Caris LeVert has 67 (2.7 apg) and Spike Albrecht has 56 (2.2 apg).
- Spike Albrecht leads U-M with a 5.6 assist-to-turnover ratio as he has 56 assists to just 10 turnovers on the season. In Big Ten play, he has recorded 24 assists and two turnovers. He had a career-best seven assists against No. 10 Iowa (Jan. 22).
- Michigan averages an assist on 55.6 percent of its made baskets (360A to 647FGs).
- Michigan has had 13 games with 15 or more assists, with two games of 20-plus, including a season-best 26 assists against Houston Baptist (Dec. 7). U-M also had 21 against Nebraska (Feb. 5).
- Including four newcomers, a total of nine Wolverines have set new career bests for assists this season: Derrick Walton Jr. (7), Nik Stauskas (8), Spike Albrecht (7), Mitch McGary (6), Caris LeVert (5, four times), Glenn Robinson III (4, twice), Derrick Walton Jr. (7), Andrew Dakich (2) and Brad Anlauf (1).

SOME SEASON HIGHLIGHTED FIGURES

- Michigan has eclipsed the 80-point mark eight times this season, with a season-high 107 points against Houston Baptist, and is averaging 75.0 points per game.
- Michigan's 107 points against Houston Baptist are the most by a Wolverine team

ASSOCIATED PRESS POLL as of Feb. 17, 2014



No.	Team	Record	Total
1	Syracuse (64)	25-0	1,624
2	Florida (1)	23-2	1,543
3	Wichita State	27-0	1,489
4	Arizona	23-2	1,427
5	Duke	20-5	1,296
6	San Diego State	22-2	1,232
7	Cincinnati	23-3	1,157
8	Kansas	19-6	1,129
9	Villanova	22-3	1,020
10	Saint Louis	23-2	1,019
11	Louisville	21-4	991
11	Creighton	21-4	991
13	Michigan State	21-5	788
14	Virginia	21-5	752
15	Iowa	19-6	721
16	Wisconsin	21-5	609
17	Iowa State	19-5	597
18	Kentucky	19-6	579
19	Texas	20-5	577
20	MICHIGAN	18-7	421
21	Connecticut	20-5	382
22	Memphis	19-6	204
23	UCLA	20-5	168
24	Ohio State	20-6	133
25	Gonzaga	23-4	112

OTHERS RECEIVING VOTES: North Carolina 54, Arizona State 45, Southern Methodist 21, Pittsburgh 21, Stephen F. Austin 8, Oklahoma 7, New Mexico 3, Virginia Commonwealth 2, Green Bay 1, Kansas State 1, Louisiana Tech 1

ESPN/USA TODAY POLL as of Feb. 17, 2014



No.	Team	Record	Total
1	Syracuse (32)	25-0	800
2	Florida	23-2	752
3	Wichita State	27-0	747
4	Arizona	23-2	679
5	Louisville	21-4	618
6	Duke	20-5	611
7	San Diego State	22-2	591
8	Kansas	19-6	554
9	Cincinnati	23-3	526
10	Saint Louis	23-2	513
11	Villanova	22-3	506
12	Creighton	21-4	423
13	Virginia	21-5	416
14	Michigan State	21-5	406
15	Iowa	19-6	375
16	Kentucky	19-6	302
17	Texas	20-5	278
18	Wisconsin	21-5	255
19	Iowa State	19-5	227
20	MICHIGAN	18-7	159
21	Connecticut	20-5	158
22	Gonzaga	23-4	128
23	Ohio State	20-6	97
24	Memphis	19-6	85
25	UCLA	20-5	72

OTHERS RECEIVING VOTES: Oklahoma 31, North Carolina 22, Kansas State 19, Pittsburgh 17, Southern Methodist 7, Stephen F. Austin 7, New Mexico 6, Arizona State 6, West Virginia 2, Louisiana Tech 2, California 1, Nebraska 1, Virginia Commonwealth 1

TRACKING MICHIGAN IN THE NATIONAL POLLS

	AP	ESPN/USA Today
Preseason, Nov. 4	7th (1,120)	9th (548)
week 2, Nov. 11	7th (1,154)	8th (544)
week 3, Nov. 18	t-14th (705)	13th (362)
week 4, Nov. 25	22nd (238)	20th (185)
week 5, Dec. 2	22nd (223)	21st (156)
week 6, Dec. 9	RV (30th, 26)	25th (50)
week 7, Dec. 16	RV (33rd, 3)	RV (30th, 7)
week 8, Dec. 23	RV (32nd, 15)	RV (34th, 8)
week 9, Dec. 30	RV (34th, 7)	RV (34th, 4)
week 10, Jan. 6	RV (35th, 11)	RV (35th, 5)
week 11, Jan. 13	RV (32nd, 11)	RV (33rd, 9)
week 12, Jan. 20	21st (362)	t-25th (88)
week 13, Jan. 27	10th (1,050)	14th (346)
week 14, Feb. 3	10th (949)	16th (328)
week 15, Feb. 10	15th (702)	18th (254)
week 16, Feb. 17	20th (421)	20th (159)
week 17, Feb. 24		
week 18, March 3		
week 19, March 10		
week 20, March 17		
Final	--	

MICHIGAN IN THE NATIONAL POLLS

- Earlier this season, Michigan had its streak on being ranked in regular-season nation's top 25 snapped at 43 straight weeks. U-M's all-time longest stretch was 54 straight weeks during a four-season stretch -- beginning of 1991-92 to the fourth week of 1994-95.
- Michigan reached the No. 1 spot in the Associated Press poll (Jan. 28, 2013). It was the first time in 21 years the Wolverine held the nation's top spot (Nov. 30, 1992).

Game Notes

U-M'S 20-POINT GAMES

Nik Stauskas (So.) 12 (10-2)

20	N.C. State (11/27/2012)	W, 79-72
22	at Bradley (12/01/2012)	W, 74-66
22	Florida (3/31/2013)	W, 79-59
23	S.C. State (11/12/2013)	W, 93-59
20	at Iowa State (11/17/2013)	L, 70-77
24	vs. Long Beach State (11/21/2013)	W, 85-61
26	vs. Florida State (11/22/2013)	W, 82-80 ot
20	vs. Charlotte (11/24/2013)	L, 61-63
25	Houston Baptist (12/7/2013)	W, 107-53
21	Penn State (1/14/2014)	W, 80-67
23	at Wisconsin (1/18/2014)	W, 77-70
26	Iowa (1/22/2014)	W, 75-67

Glenn Robinson III (So.) 8 (7-1)

21	IUPUI (11/12/12)	W, 91-54
20	Central Michigan (12/29/2012)	W, 88-73
20	Iowa (1/6/2013)	W, 95-67
21	Penn State (2/17/2013)	W, 79-71
21	South Dakota State (3/21/2013)	W, 71-56
20	Arizona (12/14/2013)	L, 70-72
23	Holy Cross (12/28/2013)	W, 88-66
23	Nebraska (2/5/2014)	W, 79-50

Caris LeVert (So.) 6 (4-2)

24	S.C. State (11/12/2013)	W, 93-59
20	vs. Long Beach State (11/21/2013)	W, 85-61
24	at Duke (12/3/2013)	L, 69-79
20	at Wisconsin (1/18/2014)	W, 77-70
22	at Iowa (2/8/2014)	L, 67-85
25	Wisconsin (2/16/2014)	L, 62-75

Jordan Morgan (GS) 3 (3-0)

20	Gardner-Webb (11/21/10)	W, 80-58
23	Concordia (12/6/2010)	W, 86-65
27	Northwestern (2/9/2011)	W, 75-66

Mitch McGary (So.) 2 (2-0)

21	VCU (3/23/2013)	W, 78-53
25	Kansas (3/29/2013)	W, 87-85 OT

Zak Irvin (Fr.) 1 (1-0)

24	Coppin State (11/29/2013)	W, 87-45
----	---------------------------	----------

under John Beilein. The tally topped the 103 scored against Oakland (Dec. 12, 2007). Under Beilein, U-M has hit the century mark just three times, with the third game coming with exactly 100 against Slippery Rock (Nov. 9, 2012).

- In John Beilein's career, his teams have surpassed the 100-point mark 26 total times -- Erie C.C. (11), Nazareth (20), LeMoyne (8), West Virginia (2) and Michigan (3). The highest point total under Beilein was 114 against Roberts Wesleyan (Feb. 17, 1983) when he was the head coach at Nazareth.

- Michigan's 54-point win (107-53) against Houston Baptist is the largest margin of victory under head coach John Beilein at U-M.

- Michigan scored a season-high 60 first-half points against Houston Baptist behind 23-of-34 shooting (68 percent), including 10-of-16 from beyond the arc (63 percent). The 60 first-half points were just six points shy of the program record -- 66 vs. Eastern Michigan (Dec. 12, 1987).

- Michigan's 16 three-pointers against Houston Baptist tied an all-time program record. The Wolverines have hit that mark two other occasions -- Bryant (Dec. 23, 2010) and Eastern Michigan (Dec. 13, 2008). Earlier this season, U-M almost tied the record as the Wolverines made 15 long-range buckets against S.C. State and 14 against Long Beach State.

WHAT A HISTORIC THREE-GAME STRETCH

- Michigan beat three straight top-10 opponents for the first time in school history. The Wolverines had wins at No. 3 Wisconsin (77-70, Jan. 18); against No. 10 Iowa (75-67, Jan. 22) and at No. 3 Michigan State (80-75, Jan. 25).

- Michigan is the first team since Florida to defeat three straight top-10 opponents. The Gators defeated three straight during the 2007 NCAA Tournament -- No. 10 Oregon (85-77, March 25, Elite Eight); No. 7 UCLA (76-66, March 31, Final Four) and No. 1 Ohio State (84-75, April 2, National Title Game).

- The last time a Big Ten team defeated three straight top-10 teams was Iowa during the 1986-87 season when the Hawkeyes defeated No. 8 Illinois (91-88 OT, Jan. 14); No. 6 Purdue (70-67, Jan. 19) and No. 3 Indiana (101-88, Jan. 22).

- The Wolverines' win over No. 3 Michigan State matches last Saturday's victory at No. 3 Wisconsin as the highest-ranked foe in a road win in program history. Prior to those two victories, U-M's best road win over a ranked opponent was an 86-79 decision at No. 5 Duke (Dec. 5, 1964).

- The last time Michigan won three straight against nationally ranked teams was during last year's NCAA Final Four run -- No. 3 Kansas (87-85 OT, March 29, Sweet 16); No. 14 Florida (79-59, March 31, Elite Eight) and No. 16 Syracuse (61-56, April 6, Final Four).

- The last time Michigan played three consecutive games against top-10 ranked opponents was during the 1964-65 season -- No. 5 Duke (W, 83-67, Dec. 21); No. 10 NYU (W, 83-74, Dec. 26) and No. 4 UCLA (L, 98-80, Dec. 27).

- The Wolverines' victory over the Badgers snapped an 11-game losing streak in Madison, a span of 15 years. U-M's last win at Wisconsin was a 51-39 decision on Feb. 27, 1999.

- U-M's victory was the first for U-M head coach John Beilein at the Kohl Center. He is now 2-11 all-time against Wisconsin. Michigan's win gave Wisconsin just the 19th loss in 210 home games under head coach Bo Ryan (.910).

- Michigan was able to hold Iowa -- the Big Ten's highest-scoring offense -- to 67 points -- the team's lowest total this season. Iowa also scored 67 against Nebraska on Dec. 31 in a 67-57 win.

- Michigan's game at Michigan State marked the fifth straight meeting between the two schools in which both teams were nationally ranked, the longest such streak in the history of the series.

- U-M had only beaten a top-five ranked MSU squad once: Jan. 25, 1979, exactly 35 years ago to the day it claimed the 80-75 this season. The Wolverine claimed a 49-48 decision over the No. 4 Spartans at Crisler in 1979.

- Michigan's road victory at Michigan State snapped a five-game winning streak for the home team in the series. The last road win in the series was a 61-57 U-M triumph at the Breslin Center on Jan. 27, 2011.

THE YOUNG WOLVERINES, YET AGAIN

- Michigan will be one of the youngest teams in the nation for the second straight season. The Wolverines feature a roster with just two upperclassmen -- fifth-year senior Jordan Morgan and redshirt-junior Jon Horford. The remaining lineup is made up of seven sophomores (including redshirt-sophomore Max Bielfeldt) and six freshmen.

- Currently Michigan is the youngest team in the Big Ten, ahead of Indiana (12th) and Purdue (71st). The Wolverines are rated as the eighth youngest program according to statsheet.com's experience tracker.

- Michigan has had a freshman in the starting lineup in all seven of John Beilein's season -- Derrick Walton Jr. (2013-14); Glenn Robinson Jr., Nik Stauskas and Mitch McGary (2012-13); Trey Burke (2011-12); Tim Hardaway Jr. (2010-11); Darius Morris (2009-10); Zack Novak and Stu Douglass (2008-09) and Manny Harris (2007-08).

- In each of the last three seasons, Michigan has had a player selected to the Big Ten's All-Freshman Team -- Glenn Robinson III (2012-13), Trey Burke (2011-12) and Tim Hardaway Jr. (2010-11).

LINE-UP OPTIONS

- U-M head coach John Beilein has never really worried about who is on the starting five, and it will be even more evident this season. With the depth and versatility Beilein has at his disposal, he has said U-M's lineup will be determined each game by matchups.

- Michigan will have the ability to put a variety of line-ups on the floor with its depth and versatility, including its lineup 66, where all five players on the floor could be 6-6 and/or above.

- The line-up 66 would be highlighted with a possibility of four different perimeter players at a height of 6-6 -- Caris LeVert, Nik Stauskas, Glenn Robinson III and Zak Irvin.

Game Notes

U-M'S 10-REBOUND GAMES

Mitch McGary (So.)		10 (9-1)
10	Binghamton (12/11/2012)	W, 67-39
11	Eastern Michigan (12/20/2012)	W, 93-54
11	Iowa (1/6/2013)	W, 95-67
11	Northwestern (1/30/2013)	W, 68-46
11	Penn State (3/14/2013)	W, 83-66
14	VCU (3/23/2013)	W, 78-53
14	Kansas (3/29/2013)	W, 87-85 ot
12	Syracuse (4/6/2013)	W, 61-56
12	vs. Florida State (11/22/2013)	W, 82-80 OT
14	at Duke (12/3/2013)	L, 69-79

Jordan Morgan (GS)		10 (9-1)
11	Oakland (12/18/2010)	W, 69-51
11	at Penn State (2/6/2011)	W, 65-62
12	Minnesota (1/1/2012)	W, 61-56
11	Wisconsin (1/8/2012)	W, 59-41
11	Ohio State (2/18/2012)	W, 56-51
10	at Bradley (12/1/2012)	W, 75-66
10	Arkansas (12/8/2012)	W, 80-67
13	at Northwestern (1/3/2013)	W, 94-66
11	Nebraska (1/9/2013)	W, 62-47
10	at Indiana (2/2/2014)	L, 52-63

Glenn Robinson III (So.)		2 (2-0)
10	Iowa (1/3/2013)	W, 95-67
10	Penn State (2/17/2013)	W, 79-71

Jon Horford (R-Jr.)		2 (2-0)
12	UMass-Lowell (11/8/2013)	W, 69-42
15	S.C. State (11/12/2013)	W, 93-59

Caris LeVert (So.)		1 (1-0)
11	Purdue (1/30/2014)	W, 75-66

Derrick Walton Jr. (Fr.)		1 (1-0)
10	at Ohio State (2/11/2014)	W, 70-60

U-M'S DOUBLE-DOUBLES

Mitch McGary (So.)		7 (6-1)
10P, 11R	Eastern Michigan (12/20/2012)	W, 93-54
10P, 11R	Penn State (3/14/2013)	W, 83-66
21P, 14R	VCU (3/23/2013)	W, 78-53
25P, 14R	Kansas (3/29/2013)	W, 87-85 ot
10P, 12R	Syracuse (4/6/2013)	W, 61-56
14P, 12R	vs. Florida State (11/22/2013)	W, 82-80 OT
15P, 14R	at Duke (12/3/2013)	L, 69-79

Jordan Morgan (GS)		4 (4-0)
11P, 11R	Ohio State (2/18/2012)	W, 56-51
10P, 10R	at Bradley (12/1/2012)	W, 75-66
12P, 10R	Arkansas (12/8/2012)	W, 80-67
12P, 13R	at Northwestern (1/3/2013)	W, 94-66

Glenn Robinson III (So.)		2 (2-0)
20P, 10R	Iowa (1/3/2013)	W, 95-67
21P, 10R	Penn State (2/17/2013)	W, 79-71

Caris LeVert (So.)		1 (1-0)
14P, 11R	Purdue (1/30/2014)	W, 75-66

Derrick Walton Jr. (Fr.)		1 (1-0)
13P, 10R	at Ohio State (2/11/2014)	W, 70-60

• Michigan will have Spike Albrecht and Derrick Walton Jr. sharing the point guard duties. However, there were plenty of times when both will be featured in the backcourt together. In addition, Nik Stauskas or Caris LeVert could also see some time at the point position.

MITCH MCGARY OUT INDEFINITELY

• Mitch McGary is out indefinitely after he elected to have back surgery, which was performed on Tuesday, Jan. 7. It is unlikely he will travel to U-M road games as he recovers and rehabs in Ann Arbor.

• After missing U-M's first four games -- two exhibition and two regular season -- with the lower back condition, he returned at Iowa State (Nov. 17), posting nine points, six rebounds and four steals. He added double-doubles against Florida State (Nov. 22, 14 points, 12 rebounds) and at Duke (Dec. 3, 15 points, a career-high-tying 14 rebounds).

• He played in eight total games, starting four contests, and averaged 9.5 points, 8.3 rebounds, 1.9 steals and 1.5 assists per game while shooting 54.5 percent from the field.

• In the preseason, he was named to the watch lists for the John R. Wooden Award, the Naismith Award and the Oscar Robertson Trophy. In addition, he has been named to a total of five preseason All-America teams -- Associated Press (first team), USA Today (first team), Sporting News (first team), Athlon Sports (second team) and Blue Ribbon College Basketball (second team) as well as the preseason All-Big Ten team.

PRESEASON ACCOLADES

• Michigan was selected to finish as the runner-up in the Big Ten preseason media poll. It is the second straight year U-M was predicted for a second-place finish. Michigan State was named the preseason favorite, while Ohio State was third.

• Mitch McGary and Glenn Robinson III were named to the top 50 watch list for the John R. Wooden Award and the Naismith Award.

• Mitch McGary was named as one of 15 players to watch for the Oscar Robertson Trophy presented by the United States Basketball Writers Association (USBWA).

• Mitch McGary has been named to a total of five All-America teams -- Associated Press (first team), USA Today (first team), Sporting News (first team), Athlon Sports (second team) and Blue Ribbon College Basketball (second team). He was also named to the Preseason All-Big Ten team.

• Mitch McGary and Glenn Robinson III were both named to the preseason All-Big Ten team. They become just the second Wolverine duo to earn the preseason conference distinction since 1993-94 when Fab Fiver's Jalen Rose and Juwan Howard were named to the team.

BACKCOURT LEAVES EARLY FOR NBA

• Trey Burke and Tim Hardaway Jr. elected to leave U-M early and enter the 2013 NBA Draft. Burke was selected with the ninth overall pick by the Minnesota Timberwolves and then was traded to the Utah Jazz. Hardaway was taken 25th overall by the New York Knicks.

• For his collegiate career, Trey Burke started 72 of 73 games and averaged 16.9 points, 3.3 rebounds and 4.7 assists. He finished his career scoring 1,231 points and is ranked 33rd all-time; it is the most points recorded by a U-M sophomore. He closed with 416 career assists and is ranked seventh all-time; becoming just the eighth Wolverine with 400-plus assists. He holds the U-M single-season record for assists (260) as well as the single-season assists record for a U-M freshman (156) and U-M sophomore (260).

• For his career, Tim Hardaway Jr. played and started 107 games and averaged 14.3 points, 4.1 rebounds and 2.1 assists. He finished his career scoring 1,532 points and is ranked 18th all-time. He closes his career sixth all-time at U-M in career three-point field goals (202) and three-point field goal attempts (589).

LOOKING BACK AT THE 2012-13 SEASON

• Michigan finished with a 31-8 record, tying the U-M record for most wins in a single season.

• Michigan's 31 victories are the most for the program in 20 years.

• The 31 wins was a career best for John Beilein, topping his previous best of 27 at West Virginia (2006-07).

• Michigan began the season with a 16-0 start, which equaled the U-M record for the best start to a season set by the 1985-86 Wolverines. The 16-0 start was the best start to any season in the career of John Beilein.

• Michigan's eight losses were the fewest for the Wolverines in 15 years. The last time U-M had fewer than 10 was during the 1997-98* season (25-9).

• Six of Michigan's eight losses on the season came at the hands of nationally ranked foes, including four top 10 and three top-three ranked teams -- No. 2 Louisville (82-76, April 8), No. 2 Indiana (72-71, March 10), at No. 3 Indiana (81-73, Feb. 2), at No. 8 Michigan State (75-52, Feb. 12), at No. 15 Ohio State (56-53, Jan. 13) and No. 22 Wisconsin (68-59, March 15).

• Michigan's 39 games (31-8) were the most for any U-M team in the history of the program. U-M's previous best was 37 (30-7) during the 1988-89 season and run to the program's only national title.

• Michigan was 18-1 against non-Big Ten opponents. U-M's lone loss was against Louisville in the national title game.

• Michigan finished 17-1 at Crisler Center and has been 32-2 at home over the last two seasons. The 17 straight wins at Crisler Center set the all-time record for consecutive wins at home, surpassing the mark of 15 in a row set in 1985-86.

• Michigan finished with a 12-6 Big Ten record. A dramatic one-point loss to Indiana in the regular-season finale saw the Wolverines miss an opportunity to win a share of the Big Ten regular-season title for the second straight season.

• Michigan recorded four victories over top-10 teams. It is the second season in a row U-M has been able to beat at least two top-10 teams. U-M defeated No. 3 Kansas (87-95, OT) in the NCAA Sweet 16, won at No. 9 Minnesota (83-75) and defeated No. 9 Michigan State (58-57) and No. 10 Ohio State (76-74, OT) at Crisler

Game Notes

Center.

- Michigan led the nation in turnovers per game with 9.46. That average set a U-M all-time record. The prior mark of 10.03 (35 games, 351 TOs) was set in the 2010-11 season. In fact, the top five all-time marks have come during John Beilein's tenure.
- Michigan averaged 75.2 points per game, which ranked as the highest per-game average under a John Beilein-led team at U-M. The previous best for Beilein at U-M was 66.9 points per game in 2008-09.
- Michigan averaged 35.0 rebounds per game, which ranked as the highest per-game average under a John Beilein led team at U-M. The previous best for Beilein at U-M was 33.7 rebounds per game in 2007-08.
- Michigan shot 48.4 percent on the season, which ranked first in the Big Ten and seventh in the nation. U-M shot 50.0 percent or better in 19 games, including a season-best 60 percent (33-for-55) against IUPUI (Nov. 12).
- Michigan made 296 three-point field goals, which ranks second all-time at U-M in a season -- just nine behind the best season in school history (305; 2008-09). The Wolverines have recorded more than 200 three-point field goals in all six seasons under Beilein, with each season among U-M's all-time top 10.

THE 2013 FINAL FOUR RUN

- Michigan earned its third straight selection to the NCAA Tournament as the No. 4 seed in the South Regional.
- Opening at the Palace in nearby Auburn Hills, Mich., Michigan claimed a 71-56 victory over No. 13 seed South Dakota State in the second round. The Wolverines led by just four, 30-26, at halftime, before Glenn Robinson III constructed his own 11-4 run to start the second half and help U-M extend its lead and go on to a 15-point victory.
- Michigan advanced to the Sweet 16 following a 78-53 defeat of fifth-seeded VCU in the third round. After building a 15-point halftime lead, U-M controlled the second half with a 34-16 second-half run to put the game out of reach as U-M cruised to the 25-point victory. Mitch McGary led the Wolverines with 21 points and 14 rebounds.

- Michigan overcame a 14-point second-half deficit and earned a dramatic 87-85 overtime win over No. 1 seeded Kansas to advance to the Elite Eight for the first time since 1994. Trey Burke, who helped send the game to overtime with a long three-pointer with less than four seconds remaining, scored all of his 23 points in the second half and OT while adding 10 assists. Mitch McGary had his second straight double-double with 25 points and 14 rebounds.
- Nik Stauskas went 6-for-6 from long range, including five triples in the first half, and scored 22 points to help Michigan defeat Florida, 79-59, in the South Regional Final to advance to the Final Four for the first time in 20 years. The Wolverines, who scored the first 13 points of the contest, built a 20-5 lead just seven minutes into the game and never looked back, holding a double-digit lead through the second half as the Wolverines rolled to the 20-point win.
- Michigan advanced to the national title game after defeating Syracuse, 61-56, in the national semifinal. U-M built an 11-point halftime lead and held on to win after withstanding a Syracuse comeback that pulled the Orange within one, 57-56, in the final minute. A key drawn charge by Jordan Morgan followed by his game-sealing dunk gave U-M the five-point win and shot at the national title. Mitch McGary posted his third double-double of the tournament with 10 points and 12 rebounds.
- Michigan fell to Louisville, 82-76, in the national championship game. Thanks to Spike Albrecht's 17 first-half points, fueled by four three-pointers, U-M led by as much as 12 points midway through the half; but, Louisville's Luke Hancock had four three-pointers of his own to bring the Cardinals back within one at the break. Louisville regained the lead in the second half and never relinquished it as the Cardinals controlled the glass with 11 offensive rebounds and out-rebounding U-M, 20-10, in the second stanza to claim the national title.

Michigan Signs Four Recruits During Early Period



Kameron Chatman | 6-7 | Guard
Portland, Ore. | Columbia Christian HS

"Kam has a unique ability to play either guard or forward because he is both an excellent rebounder and passer. His versatility and ability to see the floor gives him the potential of being an excellent playmaker, scorer, and defender for us at many different positions." -- John Beilein

Currently a senior at Columbia Christian High School, Chatman did not play varsity basketball during his junior season after being ruled ineligible following a transfer to Long Beach (Calif.) Poly. Despite not playing on the varsity team, he averaged 25.0 points, 10.0 rebounds and 6.0 assists playing 14 junior varsity games. Prior to his transfer to Poly, he played two seasons at Jefferson High School in Portland, Ore. As a sophomore, he averaged 9.4 points, 9.7 rebounds and 4.4 rebounds helping the Democrats to a 15-11 record.



D.J. Wilson | 6-9 | Forward
Sacramento, Calif./Capital Christian

"D.J. is just oozing with potential," said Beilein. "He is very skilled and can become an excellent combo forward for us. He has great length and can play above the rim because of his athleticism. As he fills into his 6-9 frame his outstanding work habits will be a great asset to him in his development." -- John Beilein


Wilson, who has a 7-3 wing span, is a senior at Capital Christian School, who has gone 52-11 and shared the Golden Empire League title over the last two seasons. As a junior, Wilson averaged 9.7 points and 4.6 rebounds helping the Cougars to a 26-5 record. As a sophomore he tallied 8.6 points and 5.8 rebounds leading Capital Christian to a 26-6 record.



Ricky Doyle | 6-10 | Center
Cape Coral, Fla. | Bishop Verot HS

"We love that Ricky can play in both high and low post," said Beilein. "He has a tremendous feel for the game whether he is on the perimeter or with his back to the basket. He loves contact so he is a great fit for Big Ten basketball. Our fans will love Ricky's 'old school approach' to playing the game." -- John Beilein

Doyle, who has a wing span of 7-2, has helped Bishop Verot to three straight 4A District 11 League titles and regional finals in 2011 and 2012. Despite missing 20 games with a foot injury as a junior, he averaged 21.7 points, 6.9 rebounds and 1.6 blocks. As a sophomore he averaged 15.2 points and 8.6 rebounds and guided the Vikings a 25-5 record and the Class 4A Regional final.



Austin Hatch | 6-6 | Guard
Pasadena, Calif. | L.A. Loyola HS

"Austin is a consummate, high IQ player, who is an excellent shooter," said Beilein. "He sees the floor and his teammates well and has great leadership capabilities. We are excited to have him back and playing basketball again. We expect Austin to be an important part of Michigan Basketball during all of his years at Michigan." -- John Beilein

Hatch, who originally hails from Fort Wayne, Ind., is spending a fifth-year at Loyola High School in Pasadena, Calif., as he did not play basketball in 2012 and 2013 due to injuries sustained in a 2011 plane crash. As a sophomore, Hatch helped Canterbury to a 17-5 record averaging 23.0 points and 9.0 rebounds.

2014 BIG TEN TOURNAMENT

Bankers Life Fieldhouse | Indianapolis, Ind.

March 13-16, 2014

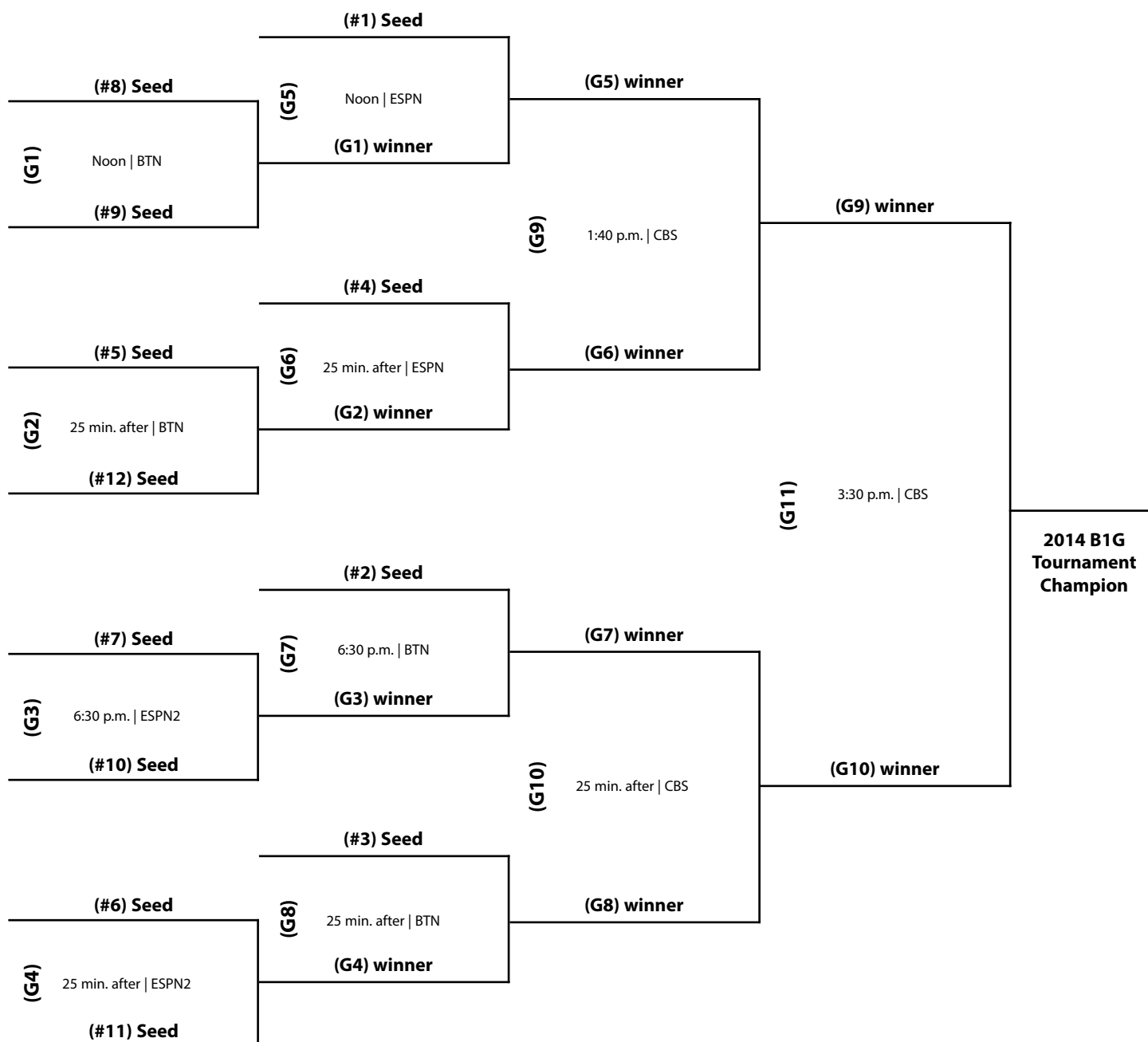


Thursday, March 13

Friday, March 14

Saturday, March 15

Sunday, March 16





JOHN BEILEIN

Head Coach of Michigan 7th Season
> Record as Head Coach of Michigan 140-92
Collegiate Head Coach 36th Season
> Record as Head Coach 691-410
> Record at Division I Schools 433-267

JOHN BEILEIN'S CAREER RECORD

School	Seasons	Games	Overall			Conference				
			Record	Home	Away	Neutral	Record	Home	Away	Neutral
Erie C.C.	4	118	75-43	43-35	27-19	13-6	---	---	---	---
Nazareth	1	26	20-6	9-1	8-3	3-2	---	---	---	---
LeMoyne	9	257	163-94	94-21	44-53	25-20	49-36	34-11	15-25	0-0
Canisius	5	151	89-62	46-16	32-36	11-10	44-26	25-10	19-16	0-0
Richmond	5	153	100-53	53-14	33-32	14-7	56-24	37-3	19-21	0-0
West Virginia	5	164	104-60	60-15	20-30	24-15	40-40	27-13	13-27	0-0
Michigan	7	232	140-92	86-27	29-46	25-19	65-56	39-21	26-35	0-0
Totals	36	1101	691-410	383-112	193-219	115-79	254-182	162-58	92-124	0-0

JOHN BEILEIN THE HEAD COACH

- The upcoming 2013-14 season marks John Beilein's 36th as a head coach.
- In 36 years on the sidelines; has always been a head coach, never serving as an assistant.
- Entering his seventh season at Michigan helped mark the longest tenure in his Division I career. He spent five seasons at each of his previous three stops: Canisius, Richmond and West Virginia.
- Has compiled winning records in 30 of his 36 seasons, including 18 of the past 21.
- Has never had back-to-back losing seasons in his coaching career.
- Has 18 20-win campaigns -- Erie C.C. (2), Nazareth (1), LeMoyne (3), Canisius (2), Richmond (3), West Virginia (3) and Michigan (4).
- Has 15 career postseason appearances -- eight at the Division I NCAA Tournament, six at the NIT and one at the Division II NCAA Tournament.
- Has a 140-92 record at Michigan, with four 20-win seasons, including the last three straight.
- Became the second Michigan coach with four 20-win seasons in their first six years, joining Steve Fisher as the only Wolverines coaches to accomplish the feat.
- Is the seventh Michigan coach to reach 100-plus wins in Ann Arbor -- ranking fourth all-time with 140. He trails Johnny Orr (209), Bill Frieder (191) and Steve Fisher (184) on the all-time list.
- Overall, won over 100 games in each of his last three coaching stops - Richmond (100-53), West Virginia (104-60) and U-M (140-92).
- After a 26-year wait, helped Michigan to a share the 2012 Big Ten regular season title.
- As a Division I head coach, has won three regular season conference titles -- Canisius (1994, Metro Atlantic Athletic title); Richmond (2001, Colonial Athletic Association title) and Michigan (2012, Big Ten title).
- After an 11-year absence, Michigan returned to the NCAA Tournament in 2009. In total have made four total appearances including the last three straight (2009, '11, '12 & '13).
- After a 20-year absence, helped Michigan return to the Final Four, as well as the national title game in 2013.
- Became the fourth Michigan coach to guide U-M to the national title game -- Dave Strack (1965 vs. UCLA); Johnny Orr (1976 vs. Indiana) and Steve Fisher (1989 vs. Seton Hall; 1992 vs. Duke and 1993 vs. North Carolina).

AMONG THE NATIONS ELITE (as of Feb. 16)

Since Coach Beilein's arrival in Ann Arbor, U-M has remained among the tops in the nation's in turnovers, assist/turnover ratio and fouls.

Season	Turnovers	Assist/TO Ratio	Fouls
2007-08	56th (12.9)	156th (0.95)	10th (15.1)
2008-09	16th (11.5)	12th (1.35)	13th (15.3)
2009-10	5th (10.2)	11th (1.40)	5th (14.6)
2010-11	5th (10.0)	14th (1.37)	43rd (16.8)
2011-12	17th (10.9)	45th (1.16)	21st (15.6)
2012-13	1st (9.4)	1st (1.54)	2nd (12.7)
2013-14	8th (9.8)	15th (1.47)	1st (14.6)



- With his four NCAA Tournament appearances, joined Steve Fisher as the only U-M coaches to secure at-least four bids in their first six years.
- One of nine coaches to have taken four different schools to the NCAA Tournament -- Canisius (1996), Richmond (1998), West Virginia (2005, '06) and Michigan (2009, '11, '12, '13). It should be noted, Beilein adds 1988 Division II NCAA Tournament appearance while with LeMoyne, to give him five different teams to the NCAA postseason.

JOHN BEILEIN OFF THE COURT

- Raised in Burt, N.Y., he is the eighth of nine children. He has six sisters and two brothers.
- Grew up on an apple farm listening to St. Louis Cardinal baseball games and Hall of Fame announcer Jack Buck on KMOX-Radio.
- Diehard fan of the St. Louis Cardinals and Buffalo Bills.
- Good friends with current St. Louis Cardinals manager Mike Matheny -- a former U-M baseball player (1989-91).
- Son, Patrick, is the head coach at West Virginia Wesleyan, a Division II College in Buckhannon, West Virginia. Playing under his dad, Patrick was a 1,000 point scorer at West Virginia (2003-06), helping the Mountaineers to the Sweet 16 (2005) and Elite Eight (2006).
- Attended Wheeling College (now Wheeling Jesuit University) where he played basketball (1972-75) and served as team captain during the 1974-75 season.
- Married for 35 years to wife, Kathleen. They have four children -- Seana (Hendricks), Patrick, Mark and Andy and two grandchildren -- Finley Rose and Johnny Griffin.
- Remains an avid reader and history buff.
- Has family ties to the Steven Spielberg's famous movie 'Saving Private Ryan,' which won five Oscar's. The movie was fictionalized off of the Niland family, who were cousins to Beilein's mother.

JOHN BEILEIN IN THE NCAA TOURNAMENT

- Appeared in his eighth Division I NCAA Tournament in 2013. He has nine tournament postseason appearances after taking LeMoyne to the Division II Tournament in 1988.
- Guided Michigan to four NCAA Tournament berths (2009, '11, '12, '13) including the last three straight.
- Guided Michigan back to the NCAA Tournament in 2009 after a 12 year absence.
- Holds a 14-9 all-time in the NCAA postseason, including a 7-4 record at Michigan.
- In 2013, guided Michigan to its first Final Four and national title game in 20 years. It was also his first career appearance in the Final Four and title game.
- In 2009, led No. 10 seed Michigan to the second round of the NCAA Tournament. After defeating No. 7 seed Clemson (62-59) in its opening game of the South Regional in Kansas City, Mo., U-M fell to Blake Griffin and No. 2 seed Oklahoma (73-63).
- In 2011, led No. 8 seed Michigan to the third round of the NCAA Tournament. After defeating No. 9 seed Tennessee (75-45) in its opening game of the West

Head Coach John Beilein

Regional in Charlotte, N.C., U-M fell to No. 1 seed Duke (73-71) after a last-second game-tying attempt by Darius Morris went in and out.

- In 2012, led No. 4 seed Michigan to the second round of the NCAA Tournament. Opening its first game of the Midwest Regional in Nashville, Tenn., U-M lost to No. 13 seed Ohio (65-60).
- In 2013, led No. 4 seed Michigan to its first national title game in 20 years before losing to No. 1 seed Louisville (82-76) in the final. U-M opened its NCAA Tournament in the South Regional in Auburn Hills, Mich., with a pair of victories over No. 13 seed South Dakota State (71-56) and No. 5 VCU (78-53). Heading to Arlington, Texas, U-M defeated No. 1 Kansas (87-85) with a dramatic comeback win in overtime. Down 14 points with 6:50 remaining, a Trey Burke three-pointer with 3.2 seconds left capped off a closing 17-8 run sending the game into overtime, where U-M would go on for the two-point win. Using an opening 23-5 run, U-M advanced to its seventh Final Four with a 20-point win over No. 3 seed Florida (79-59). Facing No. 4 seed Syracuse in the Final Four in Atlanta, Ga., Beilein picked up his first win over Jim Boeheim following a 61-56 victory to advance to his first-career national title game. In a back-and-forth 40 minute battle, U-M dropped the title game to Louisville (82-76).

JOHN BEILEIN IN THE BIG TEN TOURNAMENT

- Holds a 6-6 all-time record at the Big Ten Tournament.
- Under Beilein, Michigan has never lost its first game at the Big Ten Tournament.
- In 2008 -- Michigan was the No. 9 seed and defeated No. 8 Iowa in the first round, 55-47. U-M bowed out in the quarterfinal to No. 1 Wisconsin, 51-34.
- In 2009 -- Michigan was the No. 7 seed and defeated No. 10 Iowa in the first round, 73-45. Michigan was eliminated in the quarterfinal by No. 2 seed Illinois, 60-50.
- In 2010 -- Michigan was the No. 8 seed and defeated No. 9 seed Iowa in the first round for the third-straight season, 59-52. The Wolverines fell to No. 1 Ohio State in the quarterfinal, 69-68, on a last second shot from OSU's Evan Turner.
- In 2011 -- Following a first round bye, No. 4 seeded Michigan defeated No. 5 seed Illinois in the quarterfinal, 60-55. The Wolverines fell in the semifinal to No. 1 seed Ohio State, 68-61.
- In 2012 -- Following a first round bye, No. 2 seeded Michigan defeated No. 10 seed Minnesota in the quarterfinal, 73-69 in overtime. The Wolverines fell in the semifinal to No. 3 seed Ohio State, 77-55.
- In 2013 -- Michigan was the No. 5 seed and defeated No. 12 Penn State in the first round, 83-66. U-M fell to No. 4 Wisconsin in the quarterfinals, 68-59.

ONE OF NINE

John Beilein is one of nine coaches to have taken four Division I teams to the NCAA Tournament.

- John Beilein (Canisius, Richmond, West Virginia, Michigan)
- Lefty Driesell (Davidson, Maryland, James Madison, Georgia State)
- Larry Eustachy (Utah State, Iowa State, Southern Miss, Colorado State)
- Jim Harrick (Pepperdine, UCLA, Rhode Island, Georgia)
- Lon Kruger (Kansas State, Florida, Illinois, UNLV, Oklahoma)^
- Tom Penders (Rhode Island, Texas, George Washington, Houston)
- Rick Pitino (Boston University, Providence, Kentucky, Louisville)
- Tubby Smith (Tulsa, Georgia, Kentucky, Minnesota)
- Eddie Sutton (Creighton, Arkansas, Kentucky, Oklahoma State)

^ only coach with five Division I teams

AMONG THE WINNINGEST COACHES (as of Feb. 20)

John Beilein continues to rank among the top-10 of current Division I head coaches for career wins.

Coach	School	Total	Conference
Mike Kryzewski	Duke	978	ACC
Jim Boeheim	Syracuse	945	ACC
Bob Huggins	West Virginia	738	Big 12
Roy Williams	North Carolina	719	ACC
Bo Ryan	Wisconsin	695	Big Ten
JOHN BEILEIN	MICHIGAN	691	BIG TEN
Jerry Slocum	Youngstown State	688	Horizon
Rick Pitno	Louisville	686	AAC
Rick Byrd	Belmont	684	Ohio Valley
Mike Montgomery	California	673	Pac 12
Cliff Ellis	Costal Carolina	663	Big South
Larry Hunter	Western Carolina	646	Southern
Ben Braun	Rice	615	C USA
Stew Morrill	Utah State	599	Mountain West
Rick Barnes	Texas	580	Big 12
John Calipari	Kentucky	546	SEC
Dave Bike	Sacred Heart	532	Northeast

DID YOU KNOW?

- When Michigan scores 80 or more points, the Wolverines are a perfect 27-0 under John Beilein.
- When Michigan goes to overtime under John Beilein, the Wolverines are 12-3.

BEILEIN IN THE POSTSEASON

All-Time Postseason:	15x	28-15
NCAA Tournament (DI):	8x	13-8
NCAA Tournament (DII):	1x	1-1
NIT:	6x	14-6
Titles:	2007 NIT	
Sweet 16:	2005, 2006, 2013	
Elite Eight:	2006, 2013	
Final Four:	2013	
National Title Game:	2013	

1988	LeMoyné	NCAA II (1-1)
L, 88-91	California (Pa.)	First Round
W, 89-81	Kutztown (Pa.)	Consolation
1994	Canisius	NIT (0-1)
L, 79-103	at Villanova	First Round
1995	Canisius	NIT (3-2)
W, 83-71	Seton Hall	First Round
W, 55-53	at Bradley	Second Round
W, 89-80	Washington State	Quarterfinal
L, 59-71	vs. Virginia Tech	Semifinal
L, 62-66	vs. Penn State	Consolation
1996	Canisius	NCAA (0-1)
L, 43-72	vs. Utah	First Round
1998	Richmond	NCAA (1-1)
W, 62-61	vs. South Carolina	First Round
L, 66-81	vs. Washington	Second Round
2001	Richmond	NIT (1-1)
W, 79-56	West Virginia	First Round
L, 56-71	at Dayton	Second Round
2002	Richmond	NIT (3-1)
W, 74-67 OT	Wagner	First Round
W, 63-48	Montana State	Second Round
W, 67-66	at Minnesota	Third Round
L, 46-62	Syracuse	Quarterfinal
2004	West Virginia	NIT (2-1)
W, 65-54	at Kent State	Opening Round
W, 79-72	Rhode Island	First Round
L, 64-67	at Rutgers	Second Round
2005	West Virginia	NCAA (3-1)
W, 63-61	Creighton	First Round
W, 111-105 2ot	Wake Forest	Second Round
W, 65-60	Texas Tech	Sweet 16
L, 85-93 OT	Louisville	Elite Eight
2006	West Virginia	NCAA (2-1)
W, 64-46	Southern Illinois	First Round
W, 67-54	Northwestern State	Second Round
L, 71-74	Texas	Sweet 16
2007	West Virginia	NIT (5-0)
W, 74-50	Delaware State	First Round
W, 90-77	Massachusetts	Second Round
W, 71-66	N.C. State	Quarterfinal
W, 63-62	Mississippi State	Semifinal
W, 78-73	Clemson	Championship
2009	#10 Michigan	NCAA (1-1)
W, 62-59	#7 Clemson	First Round
L, 63-73	#2 Oklahoma	Second Round
2011	#8 Michigan	NCAA (1-1)
W, 75-45	#9 Tennessee	Second Round
L, 71-73	#1 Duke	Third Round
2012	#4 Michigan	NCAA (0-1)
L, 60-65	#13 Ohio	Second Round
2013	#4 Michigan	NCAA (5-1)
W, 71-56	#13 South Dakota State	Second Round
W, 78-54	#5 VCU	Third Round
W, 87-85 ot	#1 Kansas	Sweet 16
W, 79-59	#3 Florida	Elite Eight
W, 61-56	#4 Syracuse	Final Four
L, 76-82	#1 Louisville	National Title

Head Coach John Beilein

THE 2007-08 SEASON

In his first season with Michigan, John Beilein's young team played one of the toughest schedules in the country, as the Wolverines played eight NCAA Tournament selections and 11 nationally ranked opponents. Beilein established a foundation for his U-M program, starting three freshmen and two sophomores throughout the season and, as the year came to a close, saw his Wolverines improve. Five of U-M's 10 total wins were over the final 10-games of the season.

Beilein opened his tenure at U-M with wins over Radford and Brown before falling to fifth-ranked Georgetown in the first of four games against top-25 foes during the non-conference. The Wolverines suffered setbacks in nine of their first 10 Big Ten Conference games before winning four of their final eight in league play. U-M defeated Iowa in the first round of the Big Ten Tournament before seeing its season come to a close against Wisconsin in the quarterfinals.

2007-08	Opponent	Place	W/L	Score	+/-
11/9/07	Radford	H	W	88-55	33
11/11/07	Brown	H	W	72-57	15
11/15/07	Georgetown	1	L	52-74	-22
11/21/07	Butler	2	L	65-79	-14
11/23/07	Eastern Washington	2	W	61-53	8
11/24/07	Western Kentucky	2	L	69-73	-4
11/28/07	Boston College	3, H	L	64-77	-13
12/1/07	Harvard	A	L	51-62	-11
12/8/07	Duke	A	L	67-95	-28
12/12/07	Oakland	H	W	103-87	16
12/15/07	Central Michigan	H	L	67-78	-11
12/22/07	UCLA	H	L	54-69	-15
1/2/08	Wisconsin+	H	L	54-70	-16
1/5/08	Purdue+	A	L	58-65	-7
1/8/08	Indiana+	H	L	64-78	-14
1/12/08	Northwestern+	A	W	78-68	10
1/16/08	Illinois+	A	L	57-75	-18
1/19/08	Iowa+	H	L	60-68	-8
1/22/08	Wisconsin+	A	L	61-64	-3
1/27/08	Michigan State+	A	L	62-77	-15
1/31/08	Minnesota+	H	L	65-77	-12
2/5/08	Ohio State+	A	L	55-65	-10
2/9/08	Penn State+	H	W	68-63	5
2/14/08	Iowa+	A	W	60-52	8
2/17/08	Ohio State+	H	W	80-70	10
2/21/08	Minnesota+	A	L	60-69	-9
2/23/08	Illinois+	H	W	49-43	6
2/26/08	Northwestern+	H	L	60-62	-2
3/1/08	Penn State+	A	L	61-69	-8
3/9/08	Purdue+	H	L	58-72	-14
3/13/08	Iowa	4	W	55-47	8
3/14/08	Wisconsin	4	L	34-51	-17

(1) Verizon Center (Washington, D.C.); (2) Great Alaska Shoot-out, Sullivan Arena (Anchorage, Alaska); (3) Big Ten/ACC Challenge, Crisler Arena (Ann Arbor, Mich.); (4) Big Ten Tournament, Consecro Fieldhouse (Indianapolis, Ind.)

THE 2008-09 SEASON

The second season of the John Beilein era at Michigan saw his Wolverines return to national prominence, ending a 12-year NCAA Tournament drought with a selection to the 2009 event. U-M recorded the program's 22nd 20-win season in school history, finishing with a 21-14 record, doubling the win total from a season prior. Michigan advanced to the second round of the NCAA Tournament after upsetting Clemson (62-59) in the first round. In addition to the postseason, U-M set single-season records for free throw percentage (75.7 percent), three-point field goals made (305) and attempts (912).

Picked by most experts to finish at the bottom of the Big Ten, Beilein's Wolverines went 10-2 prior to the start of conference play, including a win over fourth-ranked UCLA in the semifinals of the 2K Sports Classic and a home win over fourth-ranked Duke, avenging a loss to the Blue Devils in the 2K Sports Classic championship game.

The first half of league play was highlighted by Michigan's first victory at Indiana in 14 years and, stepping back out of conference in early February, U-M nearly shocked No. 1 Connecticut in Storrs. Following that contest, the Wolverines won four of their last seven, including a critical road win at Minnesota on the final day of the regular season.

After beating Iowa in the first round of the Big Ten Tournament and bowing out to Illinois in the quarterfinals, U-M earned a No. 10 seed in the NCAA Tournament where they defeated Clemson before falling to second-seeded Oklahoma.

2008-09	Opponent	Place	W/L	Score	+/-
11/11/08	Michigan Tech	1, H	W	77-55	22
11/12/08	Northeastern	1, H	W	76-56	20
11/20/08	UCLA	2	W	55-52	3
11/21/08	Duke	2	L	56-71	-15
11/25/08	Norfolk State	H	W	83-49	34
11/29/08	Savannah State	H	W	66-64	2
12/3/08	Maryland	3	L	70-75	-5
12/6/08	Duke	H	W	81-73	8
12/13/08	Eastern Michigan	H	W	91-60	31
12/20/08	Oakland	4	W	89-76	13
12/22/08	Florida Gulf Coast	H	W	76-59	17
12/29/08	North Carolina Central	H	W	77-57	20
12/31/08	Wisconsin+	H	L	61-73	-12
1/4/09	Illinois+	H	W	74-64	10
1/7/09	Indiana+	A	W	72-66	6
1/11/09	Iowa+	H	W	64-49	15
1/14/09	Illinois+	A	L	51-66	-15
1/17/09	Ohio State+	H	L	58-65	-7
1/20/09	Penn State+	A	L	58-73	-15
1/24/09	Northwestern+	H	W	68-59	9
1/28/09	Ohio State+	A	L	54-72	-18
1/31/09	Purdue+	A	L	48-67	-19
2/5/09	Penn State+	H	W	71-51	20
2/7/09	Connecticut	A	L	61-69	-8
2/10/09	Michigan State+	H	L	42-54	-12
2/15/09	Northwestern+	A	W	70-67	3
2/19/09	Minnesota+	H	W	74-62	12
2/22/09	Iowa+	A	L	60-70	-10
2/26/09	Purdue+	H	W	87-78	9
3/1/09	Wisconsin+	A	L	55-60	-5
3/7/09	Minnesota+	A	W	67-64	3
3/12/09	Iowa	5	W	73-45	28
3/13/09	Illinois	5	L	50-60	-10
3/19/09	Clemson	6	W	62-59	3
3/21/09	Oklahoma	6	L	63-73	-10

(1) Coaches vs. Cancer, first/second rounds, Crisler Arena (Ann Arbor, Mich.); (2) Coaches vs. Cancer, semifinal/championship, Madison Square Garden (New York, N.Y.); (3) ACC/Big Ten Challenge, Comcast Center (College Park, Md.); (4) Palace of Auburn Hills (Auburn Hills, Mich.); (5) Big Ten Tournament, Consecro Fieldhouse (Indianapolis, Ind.); (6) NCAA Tournament, First & Second Round, Sprint Arena (Kansas City, Mo.)

THE 2009-10 SEASON

In his third season at Michigan, John Beilein's Wolverines picked up two wins over top-15 teams (No. 15 Ohio State and No. 15 UConn), while falling victim to close losses in a 15-17 campaign. Michigan lost nine games by seven-or-fewer points, as the Wolverines just could not seem to get that late game break.

U-M finished fourth at the Old Spice Classic and, for the second-straight season played on the road against a No. 1-ranked team, falling at Kansas.

Michigan won four of its first six in the Big Ten, but close losses in conference play helped push U-M to the No. 8 seed in the Big Ten Tournament. For the third-straight season, Michigan defeated Iowa in the first round of the conference tournament, but the Wolverines saw their season end against top-seeded Ohio State on a half-court shot at the buzzer.

2009-10	Opponent	Place	W/L	Score	+/-
11/14/09	Northern Michigan	H	W	97-50	47
11/20/09	Houston Baptist	H	W	77-55	22
11/26/09	Creighton	1	W	83-76	7
11/27/09	Marquette	1	L	65-79	-14
11/29/09	Alabama	1	L	66-68	-2
12/2/09	Boston College	2, H	L	58-62	-4
12/5/09	Arkansas-Pine Bluff	H	W	67-53	14
12/9/09	Utah	A	L	52-68	-16
12/13/09	Detroit	H	W	75-64	11
12/19/09	Kansas	A	L	64-75	-11
12/22/09	Coppin State	H	W	76-46	30
12/31/09	Indiana+	A	L	65-71	-6
1/3/10	Ohio State+	H	W	73-64	9
1/7/10	Penn State+	A	W	64-55	9
1/10/10	Northwestern+	H	L	62-68	-6
1/14/10	Indiana+	H	W	69-45	24
1/17/10	Connecticut	H	W	68-63	5
1/20/10	Wisconsin+	A	L	48-54	-6
1/23/10	Purdue+	A	L	59-69	-10
1/26/10	Michigan State+	H	L	56-57	-1
1/30/10	Iowa+	H	W	60-46	14
2/2/10	Northwestern+	A	L	52-67	-15
2/6/10	Wisconsin+	H	L	44-62	-18
2/11/10	Minnesota+	A	W	71-63	8
2/16/10	Iowa+	A	W	80-78	2
2/20/10	Penn State+	H	L	51-55	-4
2/23/10	Illinois+	H	L	44-51	-7
2/27/10	Ohio State+	A	L	55-66	-11
3/2/10	Minnesota+	H	W	83-55	28
3/7/10	Michigan State+	A	L	48-64	-16
3/11/10	Iowa	3	W	59-52	7
3/12/10	Ohio State	3	L	68-69	-1

(1) Old Spice Classic, Disney's Milk House (Orlando, Fla.); (2) ACC/Big Ten Challenge, Crisler Arena (Ann Arbor, Mich.); (3) Big Ten Tournament, Consecro Fieldhouse (Indianapolis, Ind.)

Head Coach John Beilein

THE 2010-11 SEASON

John Beilein entered his fourth season at Michigan with one of the youngest teams in the nation, as the Wolverines roster featured no seniors and 11 underclassmen, which was tied for 16th-most in the nation. The Maize and Blue, which was picked to finish near the bottom of the Big Ten, opened league play 1-6 before winning at Michigan State for the first time since 1997. That victory propelled U-M to an 8-3 finish to the regular season, ending with a 9-9 record in the Big Ten. Michigan's late season surge helped the Wolverines make the NCAA Tournament and finish with a 21-14 record.

The Wolverines finished fourth at the Legends Classic, falling to Syracuse and UTEP in Atlantic City, before starting a seven-game win streak with a win at Clemson in the ACC/Big Ten Challenge. Having lost six-straight, the Wolverines went to East Lansing and stunned the 24th-ranked Spartans, 61-57, snapping an 11-game losing streak at MSU. The win propelled U-M to victories in seven of their last 10, including a season sweep of Michigan State.

Michigan earned the fourth seed at the Big Ten Tournament, its highest since 2003, and advanced to the semifinal for the first time since 2004. U-M qualified for the NCAA Tournament for the second time in three seasons, earning a No. 8 seed. The Wolverines defeated No. 9 seed Tennessee, 75-45, the largest margin of victory ever in an 8-9 match-up, before being edged, 73-71, by top-ranked Duke.

2010-11	Opponent	Place	W/L	Score	+/-
11/13/10	USC-Upstate	H	W	66-35	31
11/18/10	Bowling Green	1, H	W	69-50	19
11/21/10	Gardner-Webb	1, H	W	80-58	22
11/26/10	Syracuse	2	L	50-53	-3
11/27/10	UTEP	2	L	56-65	-9
11/30/10	Clemson	3	W	69-61	8
12/4/10	Harvard	H	W	65-62	3
12/6/10	Concordia	H	W	86-65	21
12/10/10	Utah	H	W	75-64	11
12/14/10	North Carolina Central	H	W	64-44	20
12/18/10	Oakland	H	W	69-51	18
12/23/10	Bryant	H	W	87-71	16
12/28/10	Purdue+	H	L	57-80	-23
1/2/11	Penn State+	H	W	73-69	4
1/5/11	Wisconsin+	A	L	50-66	-16
1/9/11	Kansas	H	L	60-67	-7
1/12/11	Ohio State+	H	L	64-68	-4
1/15/11	Indiana+	A	L	61-80	-19
1/18/11	Northwestern+	A	L	60-74	-14
1/22/11	Minnesota+	H	L	64-69	-5
1/27/11	Michigan State+	A	W	61-57	4
1/30/11	Iowa+	H	W	87-73	14
2/3/11	Ohio State+	A	L	53-62	-9
2/6/11	Penn State+	A	W	65-62	3
2/9/11	Northwestern+	H	W	75-66	9
2/12/11	Indiana+	H	W	73-69	4
2/16/11	Illinois+	A	L	52-54	-2
2/19/11	Iowa+	A	W	75-72	3
2/23/11	Wisconsin+	H	L	52-53	-1
2/26/11	Minnesota+	A	W	70-63	7
3/5/11	Michigan State+	H	W	70-63	7
3/11/11	Illinois	4	W	60-55	5
3/12/11	Ohio State	4	L	61-68	-7
3/18/11	Tennessee	5	W	75-45	30
3/20/11	Duke	5	L	71-73	-2

(1) Legends Classic Regional Round, Crisler Arena (Ann Arbor, Mich.); (2) Legends Classic Championship Round, Boardwalk Hall (Atlantic City, N.J.); (3) ACC/Big Ten Challenge, Littlejohn Arena (Clemson, S.C.); (4) Big Ten Tournament, Consecro Field House (Indianapolis, Ind.); (5) NCAA Tournament, Time Warner Cable Arena (Charlotte, N.C.)

THE 2011-12 SEASON

During his fifth season at Michigan, John Beilein led the Wolverines to a share of the Big Ten regular season championship -- the first for U-M since 1986. Michigan recorded a 24-10 overall record, 13-5 in Big Ten play, earning a bid to the NCAA Tournament for the third time in four seasons. U-M was ranked in the national polls the entire season, peaking at No. 10 in the AP Poll during the final week of the regular season.

Beilein guided the Maize and Blue to three wins over top-10 foes (No. 8 Memphis, No. 9 Michigan State and No. 6 Ohio State) and led the Wolverines to a 15-1 mark at Crisler Center. Michigan finished third at the Maui Invitational, defeating Memphis and UCLA in Hawaii while falling to Duke in the semifinals. The Maize and Blue entered conference play with a 10-2 record. U-M won four of its first five in the Big Ten before falling at Iowa, but bounced back to beat Michigan State for its third consecutive win in the series.

Four-straight wins in February put the Wolverines in contention for the conference crown until Purdue surprised the Wolverines in the final home game of the season for U-M. Wins at Illinois and Penn State, coupled with an Ohio State victory at Michigan State on the final day of the regular season, gave Michigan a share of the conference title for the first time in 26 years.

After bowing out of the conference tournament in the semifinals against Ohio State, U-M was upset in the NCAA Tournament Second Round by Ohio.

2011-12	Opponent	Place	W/L	Score	+/-
11/11/11	Ferris State	H	W	59-33	26
11/14/11	Towson	H	W	64-47	17
11/17/11	Western Illinois	H	W	59-55	4
11/21/11	Memphis	1	W	73-61	12
11/22/11	Duke	1	L	75-82	-7
11/23/11	UCLA	1	W	79-63	16
11/29/11	Virginia	2, A	L	58-70	-12
12/3/11	Iowa State	H	W	76-66	10
12/10/11	Oakland	3, A	W	90-80	10
12/13/11	Arkansas-Pine Bluff	H	W	63-50	13
12/17/11	Alabama A&M	H	W	87-57	30
12/22/11	Bradley	H	W	77-66	11
12/29/11	Penn State+	H	W	71-53	18
1/1/12	Minnesota+	H	W	61-56	5
1/5/12	Indiana+	A	L	71-73	-2
1/8/12	Wisconsin+	H	W	59-41	18
1/11/12	Northwestern+	H	W	66-64	2
1/14/12	Iowa+	A	L	59-75	-16
1/17/12	Michigan State+	H	W	60-59	1
1/21/12	Arkansas	A	L	64-66	-2
1/24/12	Purdue+	A	W	66-64	2
1/29/12	Ohio State+	A	L	49-64	-15
2/1/12	Indiana+	H	W	68-56	12
2/5/12	Michigan State+	A	L	54-64	-10
2/8/12	Nebraska+	A	W	62-46	16
2/12/12	Illinois+	H	W	70-61	9
2/18/12	Ohio State+	H	W	56-51	5
2/21/12	Northwestern+	A	W	67-55	12
2/25/12	Purdue+	H	L	61-75	-14
3/1/12	Illinois+	A	W	72-61	11
3/4/12	Penn State+	A	W	71-65	6
3/9/12	Minnesota	4	W	73-69	4
3/10/12	Ohio State	4	L	55-77	-22
3/16/12	Ohio University	5	L	60-65	-5

(1) Maui Invitational, Lahaina Civic Center (Lahaina, Hawaii); (2) Big Ten/ACC Challenge, John Paul Jones Arena (Charlottesville, Va.); (3) Palace of Auburn Hills (Auburn Hills, Mich.); (4) Big Ten Tournament, Bankers Life Field House (Indianapolis, Ind.); (5) NCAA Tournament, Bridgestone Arena (Nashville, Tenn.)

THE 2012-13 SEASON

Guiding one of the youngest teams in the nation, John Beilein led U-M to its first Final Four and national title game appearance in 20 years by winning the NCAA South Regional and defeating Syracuse in the National Semifinal.

Beilein, who became the fourth coach to take U-M to the National Championship Game, and the Wolverines, fell to Louisville in the title game. U-M finished the season with a 31-8 record, equaling the U-M record for wins in a season, including a 12-6 mark in Big Ten play.

U-M opened the season by winning the NIT Season Tip-Off for the first time in school history. Wins over N.C. State, Arkansas and West Virginia helped the Wolverines enter conference play unbeaten at 13-0.

With a win over Nebraska on Jan. 9, U-M moved to 16-0 and was the last undefeated team in the country. After falling at Ohio State, Michigan won its next four, including a Jan. 27 victory at Illinois that helped propel the Wolverines to the No. 1 spot in the Associated Press poll for the first time since the 1992-93 season.

On the final day of the regular season, Michigan just missed a share of its second-straight Big Ten title, when a tip-in at the buzzer wouldn't fall against Indiana. In the NCAA Tournament, wins over South Dakota State and VCU sent U-M to the Sweet 16 for the first time since 1994. In the regional, the Wolverines stunned top-seeded Kansas in overtime after coming back from down 14 in the final seven minutes of regulation. A win over Florida in the Elite Eight put Michigan in the Final Four for the first time since 1993.

2012-13	Opponent	Place	W/L	Score	+/-
11/9/12	Slippery Rock	H	W	100-62	38
11/12/12	IUPUI	1, H	W	91-54	37
11/13/12	Cleveland State	1, H	W	77-47	30
11/21/12	Pittsburgh	2	W	67-62	5
11/23/12	Kansas State	3	W	71-57	14
11/27/12	North Carolina State	4, H	W	79-72	7
12/1/12	Bradley	A	W	74-66	8
12/4/12	Western Michigan	H	W	73-41	32
12/8/12	Arkansas	H	W	80-67	13
12/11/12	Binghamton	H	W	67-39	28
12/15/12	West Virginia	5	W	81-66	15
12/20/12	Eastern Michigan	H	W	93-54	39
12/29/12	Central Michigan	H	W	88-73	15
1/3/13	Northwestern+	A	W	94-66	28
1/6/13	Iowa+	H	W	95-67	28
1/9/13	Nebraska+	H	W	62-47	15
1/13/13	Ohio State+	A	L	53-56	-3
1/17/13	Minnesota+	A	W	83-75	8
1/24/13	Purdue+	H	W	68-53	15
1/27/13	Illinois+	A	W	74-60	14
1/30/13	Northwestern+	H	W	68-46	22
2/2/13	Indiana+	A	L	73-81	-8
2/5/13	Ohio State+	H	W	76-74	2
2/9/13	Wisconsin+	A	L	62-65	-3
2/12/13	Michigan State+	A	L	52-75	-23
2/17/13	Penn State+	H	W	79-71	8
2/24/13	Illinois+	H	W	71-58	13
2/27/13	Penn State+	A	L	78-84	-6
3/3/13	Michigan State+	H	W	58-57	1
3/6/13	Purdue+	A	W	80-75	5
3/10/13	Indiana+	H	L	71-72	-1
3/14/13	Penn State	6	W	83-66	17
3/15/13	Wisconsin	6	L	59-68	-9
3/21/13	South Dakota State	7	W	71-56	15
3/23/13	VCU	7	W	78-53	25
3/28/13	Kansas	8	W	87-85	2
3/31/13	Florida	8	W	79-59	20
4/6/13	Syracuse	9	W	61-56	5
4/8/13	Louisville	9	L	76-82	-6

(1) NIT Season Tip-Off, Ann Arbor, Mich. (Crisler Center); (2) NIT Season Tip-Off, New York, N.Y. (Madison Square Garden); (3) NIT Season Tip-Off, New York, N.Y. (Madison Square Garden); (4) Big Ten/ACC Challenge, Ann Arbor, Mich. (Crisler Center); (5) Brooklyn Hoops Winter Festival, Brooklyn, N.Y. (Barclays Center); (6) Big Ten Tournament, Chicago, Ill. (United Center); (7) NCAA Tournament, Auburn Hills, Mich. (The Palace of Auburn Hills); (8) NCAA Tournament, Arlington, Texas (Cowboy Stadium); (9) NCAA Tournament, Atlanta, Ga. (Georgia Dome)

Head Coach John Beilein

Beilein's Career Year-By-Year

School	Season	Total	Overall
Erie C.C.	1978-79	35	20-15
Erie C.C.	1979-80	25	17-8
Erie C.C.	1980-81	29	21-8
Erie C.C.	1981-82	29	17-12
Totals		118	75-43

School	Season	Total	Overall	Home	Away	Neutral
Nazareth	1982-83	26	20-6	9-1	10-4	1-1
Totals		26	20-6	9-1	10-4	1-1

School	Season	Total	Overall	Home	Away	Neutral	Postseason
LeMoyne	1983-84	28	20-8	12-2	8-4	0-2	-----
LeMoyne	1984-85	29	19-10	11-3	7-6	1-1	-----
LeMoyne	1985-86	29	14-15	10-2	3-11	1-2	-----
LeMoyne	1986-87	30	20-10	11-2	9-8	0-0	-----
LeMoyne	1987-88	30	24-6	12-1	12-5	0-0	NCAA II, First Rd.
LeMoyne	1988-89	27	15-12	9-3	6-9	0-0	-----
LeMoyne	1989-90	29	17-12	10-2	7-10	0-0	-----
LeMoyne	1990-91	29	19-10	11-2	8-6	0-2	-----
LeMoyne	1991-92	26	15-11	8-4	7-7	0-0	-----
Totals		257	163-94	94-21	67-66	2-7	

School	Season	Total	Overall	Home	Away	Neutral	League	Overall	Finish	Home	Away	Neutral	Postseason
Canisius	1992-93	28	10-18	6-5	3-11	1-2	MAAC	5-9	6th	3-4	2-5	0-0	-----
Canisius	1993-94	29	22-7	15-0	6-6	1-1	MAAC	12-2	1st	7-0	5-2	0-0	NIT, First Rd.
Canisius	1994-95	35	21-14	8-4	11-6	2-4	MAAC	10-4	2nd	5-2	5-2	0-0	NIT, Semifinal
Canisius	1995-96	30	19-11	8-3	7-6	4-2	MAAC	7-7	5th	4-3	3-4	0-0	NCAA, First Rd.
Canisius	1996-97	29	17-12	9-4	5-7	3-1	MAAC	10-4	t-2nd	6-1	4-3	0-0	-----
Totals		151	89-62	46-16	32-36	11-10	MAAC	44-26		25-10	19-16	0-0	

School	Season	Total	Overall	Home	Away	Neutral	League	Overall	Finish	Home	Away	Neutral	Postseason
Richmond	1997-98	31	23-8	10-1	6-6	7-1	CAA	12-4	3rd	8-0	4-4	0-0	NCAA, Second Rd.
Richmond	1998-99	27	15-12	11-1	3-10	1-1	CAA	10-6	3rd	8-0	2-6	0-0	-----
Richmond	1999-2000	30	18-12	7-5	8-6	3-1	CAA	11-5	3rd	7-1	4-4	0-0	-----
Richmond	2000-01	29	22-7	12-2	9-4	1-1	CAA	12-4	1st	7-1	5-3	0-0	NIT, Second Rd.
Richmond	2001-02	36	22-14	13-5	7-6	2-3	Atlantic 10	11-5	2nd	7-1	4-4	0-0	NIT, Quarterfinal
Totals		153	100-53	53-14	33-32	14-7	CAA/A-10	56-24		37-3	19-21	0-0	

School	Season	Total	Overall	Home	Away	Neutral	League	Overall	Finish	Home	Away	Neutral	Postseason
West Virginia	2002-03	29	14-15	9-5	2-8	3-2	Big East	5-11	6th - West	3-5	2-6	0-0	-----
West Virginia	2003-04	31	17-14	10-4	4-7	3-3	Big East	7-9	t-8th	5-3	2-6	0-0	NIT, Second Rd.
West Virginia	2004-05	35	24-11	11-3	6-5	7-3	Big East	8-8	t-7th	5-3	3-5	0-0	NCAA, Elite Eight
West Virginia	2005-06	33	22-11	13-2	5-4	4-5	Big East	11-5	3rd	7-1	4-4	0-0	NCAA, Sweet 16
West Virginia	2006-07	36	27-9	17-1	3-6	7-2	Big East	9-7	t-7th	7-1	2-6	0-0	NIT, Champions
Totals		164	104-60	60-15	20-30	24-15	Big East	40-40		27-13	13-27	0-0	

School	Season	Total	Overall	Home	Away	Neutral	League	Overall	Finish	Home	Away	Neutral	Postseason
Michigan	2007-08	32	10-22	6-9	2-10	2-3	Big Ten	5-13	9th	3-6	2-7	0-0	-----
Michigan	2008-09	35	21-14	14-3	3-8	4-3	Big Ten	9-9	t-7th	6-3	3-6	0-0	NCAA, Second Rd.
Michigan	2009-10	32	15-17	10-6	3-8	2-3	Big Ten	7-11	t-7th	4-5	3-6	0-0	-----
Michigan	2010-11	35	21-14	14-5	5-5	2-4	Big Ten	9-9	t-4th	5-4	4-5	0-0	NCAA, Third Rd.
Michigan	2011-12	34	24-10	15-1	6-6	3-3	Big Ten	13-5	t-1st	8-1	5-4	0-0	NCAA, Second Rd.
Michigan	2012-13	39	31-8	17-1	5-5	9-2	Big Ten	12-6	t-4th	8-1	4-5	0-0	NCAA, National Runner-up
Michigan	2013-14	25	18-7	10-2	5-4	3-1	Big Ten	10-3	-	5-1	5-2	0-0	
Totals		232	140-92	86-27	29-46	25-19		65-56		39-21	26-35	0-0	

The John Beilein File

Birthday: February 5, 1953

Hometown: Burt, N.Y.

High School: DeSales Catholic (Lockport, N.Y.)

College Undergrad: Wheeling Jesuit, 1975 (B.A., History)

College Masters: Niagara, 1981 (M.S., Education)

Family: Married; wife Kathleen

Children (4): Seana, Patrick, Mark and Andrew

Grandchildren (2): Finley Rose and John Griffin

Pronunciation: "Bee-Line"

Coaching Career

Years	School	Position
1979-82	Erie Community College	Head Coach
1982-83	Nazareth College	Head Coach
1984-92	LeMoyne College	Head Coach
1993-97	Canisius College	Head Coach
1998-2002	University of Richmond	Head Coach
2003-07	West Virginia University	Head Coach
2008-present	University of Michigan	Head Coach

The Coaching Staff



Jeff Meyer
Assistant Coach | Sixth Season

Jeff Meyer begins his 35th season as a collegiate coach and his sixth season with the Michigan basketball program.

Meyer has been a proven winner at every level. During his 34-year tenure in college basketball, his teams have registered a 642-406 (.613) overall record and been to 12 NCAA Tournaments (two Final Four, two Elite Eight and three Sweet 16), and has also made four NIT appearances.

During his time in Ann Arbor, Meyer has helped the Wolverines advance to four NCAA Tournaments (2009, 2011, 2012 and 2013) as well as the 2013 Final Four -- the first for the program in 20 years.

Prior to joining the Wolverine staff, Meyer spent two seasons as an assistant coach at Indiana (2006-08), two seasons as an assistant at Missouri (2004-06), three years as an assistant at Butler (2001-04) and three years as associate head coach at Winthrop (1998-2001).

In 16 years as the head coach at Liberty University (1981-97), Meyer registered a 259-206 mark to become the Flames' all-time winningest coach. He led the team to the 1994 Big South Tournament championship and a bid to the NCAA Tournament.

Meyer began his career as an assistant to Lee Rose at Purdue University (1978-80), helping the Boilermakers reach the 1980 NCAA Final Four. Meyer then joined Rose at the University of South Florida (1980-81), helping the Bulls to an appearance in the NIT.

Meyer, a 1976 graduate of Taylor University, and his wife Karen are the parents of two daughters, Holli and Sarah, and a son, Josh. The Meyer's have three grandchildren, Alexander, Stella and Hazel.

Coaching Career

Years	School	Position
1978-80	Purdue	Assistant Coach
1980-81	South Florida	Assistant Coach
1981-97	Liberty	Head Coach
1998-2001	Winthrop	Assoc. Head Coach
2001-04	Butler	Assistant Coach
2004-06	Missouri	Assistant Coach
2006-08	Indiana	Assistant Coach
2008-10	Michigan	Admin. Specialist
2010-present	Michigan	Assistant Coach



Bacari Alexander
Assistant Coach | Fourth Season

Bacari Alexander begins his fourth season as an assistant coach with Michigan basketball.

In his three seasons in Ann Arbor, Alexander has helped lead the Wolverines to three straight NCAA Tournament bids, including a trip to the 2013 Final Four -- the first for the program in 20 years. With the 2012-13 season culminating in a national runner-up finish, U-M matched the school record for wins in a season at 31.

Alexander came to Michigan after spending two seasons as an assistant coach at Western Michigan (2008-10). Prior to joining the Broncos, he was at Ohio University for one season (2007-08).

Alexander began his coaching career spending six seasons at his alma mater, the University of Detroit (2001-07), under head coach Perry Watson. Alexander helped the Titans compile 96 wins in six seasons.

As a collegiate player, Alexander spent two seasons at Detroit after beginning his career at Robert Morris.

Alexander received the President's Award as UDM's most outstanding senior student-athlete, and graduated in 1999 with a bachelor's of science in business administration and finance.

After graduation, he worked for the Detroit Pistons as a Player Programs Coordinator, then left to return to the court as a member of the world-famous Harlem Globetrotters. During his two seasons (2000-01) with the Trotters, Alexander played basketball in 13 countries, while also directing several camps for the team around the United States.

Alexander has also been recognized as one of the most fashionable assistant coach in America. Alexander is a five-time (2005, '07, '09, '10, '13) winner of CollegelInsider.com's Runway to the Fashionable Four and runner-up in 2008. He is the only five-time winner (head or assistant coach) in the contest's history.

Alexander and his wife, Keshia, have one son, Mekhi.

Coaching Career

Years	School	Position
2001-07	Detroit	Assistant Coach
2007-08	Ohio	Assistant Coach
2008-10	Western Michigan	Assistant Coach
2010-present	Michigan	Assistant Coach



LaVall Jordan
Assistant Coach | Fourth Season

LaVall Jordan begins his fourth season as an assistant coach on John Beilein's staff.

An Albion, Mich., native, Jordan is one of U-M's top recruiters and coaches the Maize and Blue backcourt players, while continuing to help in the development of defensive strategies, scouting opponents and on-court coaching.

In three seasons in Ann Arbor, Jordan has helped the Wolverines to three straight NCAA Tournament bids, including a trip to the 2013 Final Four -- the first for the program in 20 years. With the 2012-13 season culminating in a national runner-up finish, U-M matched the school record for wins in a season at 31.

Before joining the Wolverine program, Jordan spent three years at Iowa (2007-10) as an assistant coach under former Hawkeye head coach Todd Lickliter.

Prior to his arrival at Iowa, Jordan spent four years coaching at his alma mater, Butler (2003-07), as an assistant coach for three seasons (2004-07) and as the coordinator of basketball operations for one season (2003-04). Jordan helped guide the Bulldogs to a 29-7 record in 2006-07, sharing the Horizon League regular-season title in 2007. Butler advanced to the Sweet 16 in the NCAA Tournament that year before falling to eventual national champion Florida.

Before embarking on his coaching career, Jordan was a starting guard at Butler (1998-2001), helping the Bulldogs win three conference tournament titles and two Midwestern Collegiate Conference regular-season championships.

Jordan earned his bachelor's degree in journalism from Butler in 2001 and went on to play professional basketball in Europe. He was the first Butler player to participate in the National Basketball Developmental League, playing for the Huntsville Flight.

Jordan and his wife, Destinee, have three daughters, Ava, Alanna and Adalynn.


Coaching Career

Years	School	Position
2003-04	Butler	Director of Ops
2004-07	Butler	Assistant Coach
2007-10	Iowa	Assistant Coach
2010-present	Michigan	Assistant Coach

Player Statistics

M

#1



GLENN ROBINSON III

TEAM CAPTAIN

> Sophomore
 > Forward | 6-6 | 220
 > St. John, Ind. | Lake Central High School
 > School of Kinesiology | Undecided major
 > Born on Jan. 8, 1994 in Gary, Ind.

GLENN ROBINSON III | CAREER STATISTICS

Career	G	S	Min	Avg	FG	FGA	FG%	3FG	3FGA	3FG%	FT	FTA	FT%	Off	Def	Reb	Avg	Foul	DQ	Ast	Avg	TO	Blk	Stl	Pts	Avg	W	L
2012-13	39	39	1312	33.6	167	292	.572	23	71	.324	71	105	.676	83	128	211	5.4	44	0	43	1.1	32	10	39	428	11.0	31	8
2013-14	25	25	760	30.4	119	245	.486	22	77	.286	60	80	.750	35	72	107	4.3	45	1	28	1.1	34	7	23	320	12.8	18	7
Totals	64	64	2072	32.4	286	537	.533	45	148	.304	131	185	.708	118	200	318	5.0	89	1	71	1.1	66	17	62	748	11.7	49	15

Big Ten	G	S	Min	Avg	FG	FGA	FG%	3FG	3FGA	3FG%	FT	FTA	FT%	Off	Def	Reb	Avg	Foul	DQ	Ast	Avg	TO	Blk	Stl	Pts	Avg	W	L
2012-13	18	18	623	34.6	71	127	.559	9	29	.310	31	44	.705	30	62	92	5.1	24	0	21	1.2	11	1	18	182	10.1	12	6
2013-14	13	13	386	29.5	60	128	.462	8	34	.242	22	27	.815	17	30	47	3.7	23	0	7	0.6	24	6	8	150	11.7	10	3
Totals	31	31	1009	32.5	131	255	.514	17	63	.270	53	71	.746	47	92	139	4.5	47	0	28	0.9	35	7	26	332	10.7	22	9

GLENN ROBINSON III | 2013-14 GAME-BY-GAME

OPPONENT	DATE	RESULT	G-S	FG	3FG	FT	O-D	REB	PF	PTS	A	TO	BLK	STL	MIN
UMASS-LOWELL	11/8/2013	W, 60-42	1-1	4-8	0-3	7-10	3-4	7	3	15	3	1	0	3	36
SOUTH CAROLINA ST.	11/12/2013	W, 93-59	1-1	4-12	1-4	4-5	0-9	9	2	13	1	1	0	3	31
at Iowa State	11/17/2013	L, 70-77	1-1	4-14	1-5	3-4	2-5	7	5	12	1	2	0	4	33
vs. Long Beach State	11/21/2013	W, 85-61	1-1	5-9	2-4	2-4	2-0	2	1	14	4	1	0	1	35
vs. Florida State	11/22/2013	W, 82-80 ot	1-1	5-9	1-3	2-4	2-3	5	3	13	1	0	1	1	39
vs. Charlotte	11/24/2013	L, 61-63	1-1	0-3	0-1	4-4	0-2	2	0	4	0	0	0	1	9
COPPIN STATE	11/29/2013	W, 87-45	1-1	5-11	2-6	2-2	2-4	6	2	14	0	1	0	0	27
at 10/8 Duke	12/3/2013	L, 69-79	1-1	4-9	0-2	0-0	1-2	3	4	8	2	2	0	0	34
HOUSTON BAPTIST	12/7/2013	W, 107-53	1-1	6-9	2-4	3-3	2-2	4	0	17	4	0	0	0	25
1/1 ARIZONA	12/14/2013	L, 70-72	1-1	8-9	2-2	2-3	0-4	4	1	20	0	2	0	0	37
vs. Stanford	12/21/2013	W, 68-65	1-1	6-10	1-4	4-8	2-4	6	0	17	2	0	0	1	36
HOLY CROSS	12/28/2013	W, 88-66	1-1	8-14	2-5	5-6	2-3	5	1	23	2	0	0	1	32
at Minnesota+	1/2/2014	W, 63-60	1-1	2-5	0-1	2-2	0-1	1	1	6	0	2	4	0	20
NORTHWESTERN+	1/5/2014	W, 74-51	1-1	6-12	0-4	0-0	1-2	3	2	12	0	2	0	1	31
at Nebraska+	1/9/2014	W, 71-70	1-1	9-12	1-3	0-0	0-4	4	1	19	0	3	0	1	36
PENN STATE+	1/14/2014	W, 80-67	1-1	5-13	2-3	3-5	2-3	5	1	15	3	0	0	1	34
at 3/3 Wisconsin+	1/18/2014	W, 77-70	1-1	6-8	0-0	2-2	0-0	0	3	14	1	2	0	0	31
10/10 IOWA+	1/22/2014	W, 75-67	1-1	6-15	0-5	2-2	4-5	9	3	14	1	2	0	1	35
at 3/3 Michigan State+	1/25/2014	W, 80-75	1-1	2-8	0-2	5-6	0-1	1	2	9	1	3	0	0	26
PURDUE+	1/30/2014	W, 75-66	1-1	3-6	1-3	1-2	0-3	3	1	8	0	1	0	1	36
at Indiana+	2/2/2014	L, 52-63	1-1	4-9	0-1	1-2	2-2	4	3	9	0	2	0	0	29
NEBRASKA+	2/5/2014	W, 79-50	1-1	8-14	3-7	4-4	3-2	5	0	23	0	2	0	2	28
at 17/13 Iowa+	2/8/2014	L, 67-85	1-1	1-7	0-3	0-0	0-4	4	1	2	1	4	2	1	24
at 22/20 Ohio State+	2/11/2014	W, 70-60	1-1	3-10	1-1	2-2	4-1	5	2	9	0	0	0	0	24
21/21 WISCONSIN+	2/16/2014	L, 62-75	1-1	5-9	0-1	0-0	1-2	3	3	10	0	1	0	0	32
13/14 MSU+	2/23/2014														
at Purdue+	2/26/2014														
MINNESOTA+	3/1/2013														
at Illinois+	3/4/2013														
INDIANA+	3/8/2013														
B1G First	3/13/2014														
B1G Quarterfinal	3/14/2014														
B1G Semifinal	3/15/2014														
B1G Final	3/16/2014														

POINTS

Career: 23 (2x), last: Nebraska (2/5/14)
 2013-14: 23, (2x), last: Nebraska (2/5/14)

FIELD GOALS

Career: 9 (2x), last: at Nebraska (1/9/14)
 2013-14: 9, at Nebraska (1/9/14)

FIELD GOAL ATTEMPTS

Career: 15, Iowa (1/22/14)
 2013-14: 15, Iowa (1/22/14)

3-POINT FIELD GOALS

Career: 3 (3x), last: Nebraska (2/5/14)
 2013-14: 3, Nebraska (2/5/14)

3-POINT FIELD GOAL ATTEMPTS

Career: 7, Nebraska (2/5/14)
 2013-14: 7, Nebraska (2/5/14)

FREE THROWS

Career: 9, Penn State (2/17/13)
 2013-14: 7, UMass-Lowell (11/8/13)

FREE THROW ATTEMPTS

Career: 11, Penn State (2/17/13)
 2013-14: 10, UMass-Lowell (11/8/13)

REBOUNDS

Career: 12, Kansas State (11/23/12)
 2013-14: 9 (2x), last: Iowa (1/22/14)

ASSISTS

Career: 4 (3x), last: LBSU (11/21/2013)
 2013-14: 4 (2x), last: LBSU (11/21/2013)

BLOCKS

Career: 4, at Minnesota (1/2/14)
 2013-14: 4, at Minnesota (1/2/14)

STEALS

Career: 4, at Iowa State (11/17/13)
 2013-14: 4, at Iowa State (11/17/13)

MINUTES

Career: 42, vs. Kansas (3/29/13)
 2013-14: 39, vs. Florida State (11/22/13)

Player Statistics

M

2



SPIKE ALBRECHT

> Sophomore

> Guard | 5-11 | 175

> Crown Point, Ind. | Northfield Mount Hermon Prep [Mass.]

> College of Literature, Science & the Arts | Undecided major

> Born August 24, 1992 in Crown Point, Ind.

SPIKE ALBRECHT | CAREER STATISTICS

Career	G	S	Min	Avg	FG	FGA	FG%	3FG	3FGA	3FG%	FT	FTA	FT%	Off	Def	Reb	Avg	Foul	DQ	Ast	Avg	TO	Blk	Stl	Pts	Avg	W	L
2012-13	39	0	317	8.1	28	59	.475	18	33	.545	10	12	.833	4	27	31	0.8	24	0	28	0.7	15	1	12	84	2.2	31	8
2013-14	25	1	386	15.4	27	66	.409	17	45	.378	12	17	.706	4	28	32	1.3	32	0	56	2.2	10	1	12	81	3.2	18	7
Totals	64	1	703	11.0	55	125	.440	35	78	.449	22	29	.759	8	55	63	1.0	56	0	84	1.3	25	2	24	165	2.6	49	15

Big Ten	G	S	Min	Avg	FG	FGA	FG%	3FG	3FGA	3FG%	FT	FTA	FT%	Off	Def	Reb	Avg	Foul	DQ	Ast	Avg	TO	Blk	Stl	Pts	Avg	W	L
2012-13	18	0	128	7.1	7	19	.368	4	10	.400	4	4	1.000	2	11	13	0.7	12	0	9	0.5	6	1	5	22	1.2	12	6
2013-14	13	1	190	14.6	9	25	.360	6	19	.316	8	11	.727	2	14	16	1.2	19	0	24	1.8	2	0	8	32	2.5	10	3
Totals	31	1	318	10.3	16	44	.364	10	29	.345	12	15	.800	4	25	29	0.9	31	0	33	1.1	8	1	13	54	1.7	22	9

SPIKE ALBRECHT | 2013-14 GAME-BY-GAME

OPPONENT	DATE	RESULT	G-S	FG	3FG	FT	O-D	REB	PF	PTS	A	TO	BLK	STL	MIN
UMASS-LOWELL	11/8/2013	W, 69-42	1-0	2-4	1-2	0-0	1-0	1	1	5	1	0	0	0	12
SOUTH CAROLINA ST.	11/12/2013	W, 93-59	1-0	0-0	0-0	0-0	0-0	0	0	0	3	0	0	0	14
at Iowa State	11/17/2013	L, 70-77	1-0	3-5	1-2	0-0	0-0	0	1	7	3	0	0	0	18
vs. Long Beach State	11/21/2013	W, 85-61	1-0	1-4	0-2	0-0	0-3	3	0	2	2	1	0	1	12
vs. Florida State	11/22/2013	W, 82-80 ot	1-0	2-4	1-1	0-0	0-1	1	1	5	1	0	0	0	11
vs. Charlotte	11/24/2013	L, 61-63	1-0	2-7	1-4	1-2	1-0	1	1	6	4	2	0	1	27
COPPIN STATE	11/29/2013	W, 87-45	1-0	1-4	0-3	0-0	0-2	2	3	2	4	0	0	0	12
at 10/8 Duke	12/3/2013	L, 69-79	1-0	1-3	1-2	0-0	0-1	1	1	3	1	1	0	0	13
HOUSTON BAPTIST	12/7/2013	W, 107-53	1-0	1-1	1-1	0-0	0-2	2	1	3	6	0	1	0	18
1/1 ARIZONA	12/14/2013	L, 70-72	1-0	3-4	3-4	1-2	0-3	3	1	10	4	2	0	1	24
vs. Stanford	12/21/2013	W, 68-65	1-0	1-3	1-3	2-2	0-0	0	3	5	2	1	0	0	17
HOLY CROSS	12/28/2013	W, 88-66	1-0	1-2	1-2	0-0	0-2	2	0	3	1	1	0	1	18
at Minnesota+	1/2/2014	W, 63-60	1-0	0-2	0-2	0-0	0-1	1	1	0	2	0	0	0	16
NORTHWESTERN+	1/5/2014	W, 74-51	1-0	1-1	1-1	0-0	0-2	2	3	3	4	0	0	1	19
at Nebraska+	1/9/2014	W, 71-70	1-0	1-1	1-1	0-0	0-1	1	3	3	1	0	0	0	12
PENN STATE+	1/14/2014	W, 80-67	1-0	1-3	1-3	0-0	0-1	1	1	3	1	0	0	0	18
at 3/3 Wisconsin+	1/18/2014	W, 77-70	1-0	1-2	1-1	1-2	0-0	0	1	4	0	0	0	1	10
10/10 IOWA+	1/22/2014	W, 75-67	1-1	2-4	1-3	2-2	0-3	3	3	7	7	0	0	4	35
at 3/3 Michigan State+	1/25/2014	W, 80-75	1-0	0-2	0-1	3-5	1-2	3	0	3	1	1	0	0	10
PURDUE+	1/30/2014	W, 75-66	1-0	2-2	1-1	0-0	0-0	0	2	5	0	0	0	0	7
at Indiana+	2/2/2014	L, 52-63	1-0	0-1	0-1	0-0	0-0	0	1	0	2	0	0	1	11
NEBRASKA+	2/5/2014	W, 79-50	1-0	0-2	0-2	0-0	0-1	1	1	0	4	0	0	1	19
at 17/13 Iowa+	2/8/2014	L, 67-85	1-0	1-4	0-3	0-0	1-2	3	2	2	2	0	0	0	20
at 22/20 Ohio State+	2/11/2014	W, 70-60	1-0	0-1	0-0	0-0	0-0	0	0	0	0	1	0	0	5
21/21 WISCONSIN+	2/16/2014	L, 62-75	1-0	0-0	0-0	2-2	0-1	1	1	2	0	0	0	0	8
13/14 MSU+	2/23/2014														
at Purdue+	2/26/2014														
MINNESOTA+	3/1/2013														
at Illinois+	3/4/2013														
INDIANA+	3/8/2013														
B1G First	3/13/2014														
B1G Quarterfinal	3/14/2014														
B1G Semifinal	3/15/2014														
B1G Final	3/16/2014														

POINTS

Career: 17 vs. Louisville (4/8/13)

2013-14: 10, Arizona (12/14/13)

FIELD GOALS

Career: 6, vs. Louisville (4/8/13)

2013-14: 3 (2x), last: Arizona (12/14/13)

FIELD GOAL ATTEMPTS

Career: 9, vs. Louisville (4/8/13)

2013-14: 7, vs. Charlotte (11/24/13)

3-POINT FIELD GOALS

Career: 4, vs. Louisville (4/8/13)

2013-14: 3, Arizona (12/14/13)

3-POINT FIELD GOAL ATTEMPTS

Career: 5, vs. Louisville (4/8/13)

2013-14: 4 (2x), last: Arizona (12/14/13)

FREE THROWS

Career: 4, at Ohio State (1/13/13)

2013-14: 3, at Michigan State (1/24/14)

FREE THROW ATTEMPTS

Career: 5, at Michigan State (1/25/14)

2013-14: 5, at Michigan State (1/25/14)

REBOUNDS

Career: 3 (5x), last: at Iowa (2/8/14)

2013-14: 3 (5x), last: at Iowa (2/8/14)

ASSISTS

Career: 7, Iowa (1/22/14)

2013-14: 7, Iowa (1/22/14)

BLOCKS

Career: 1 (2x), last: HBU (12/7/13)

2013-14: 1, Houston Baptist (12/7/13)

STEALS

Career: 4, Iowa (1/22/14)

2013-14: 4, Iowa (1/22/14)

MINUTES


Career: 35, Iowa (1/22/14)

2013-14: 35, Iowa (1/22/14)

Player Statistics

M

4



MITCH MCGARY

- > Sophomore
- > Forward | 6-10 | 255
- > Chesterton, Ind. | Brewster Academy [N.H.]
- > College of Literature, Science & the Arts | Undecided major
- > Born June 6, 1992 in Chesterton, Ind

MITCH MCGARY | CAREER STATISTICS

Career	G	S	Min	Avg	FG	FGA	FG%	3FG	3FGA	3FG%	FT	FTA	FT%	Off	Def	Reb	Avg	Foul	DQ	Ast	Avg	TO	Blk	Stl	Pts	Avg	W	L
2012-13	39	8	769	19.7	134	224	.598	0	0	.000	23	52	.442	99	147	246	6.3	92	0	25	0.6	47	28	42	291	7.5	31	8
2013-14	8	4	297	37.1	30	55	.545	0	2	.000	16	24	.667	23	43	66	8.3	25	0	12	1.5	13	6	15	76	9.5	18	7
Totals	47	12	1066	22.7	164	279	.588	0	2	.000	39	76	.513	122	190	312	6.6	117	0	37	0.8	60	34	57	367	7.8	49	15

Big Ten	G	S	Min	Avg	FG	FGA	FG%	3FG	3FGA	3FG%	FT	FTA	FT%	Off	Def	Reb	Avg	Foul	DQ	Ast	Avg	TO	Blk	Stl	Pts	Avg	W	L
2012-13	18	2	349	19.4	52	96	.542	0	0	.000	8	20	.400	40	51	91	5.1	42	0	10	0.6	18	15	19	112	6.2	12	6
2013-14	0	0	0	0.0	0	0	.000	0	0	.000	0	0	.000	0	0	0	0.0	0	0	0	0.0	0	0	0	0	0.0	10	3
Totals	18	2	349	19.4	52	96	.542	0	0	.000	8	20	.400	40	51	91	5.1	42	0	10	0.6	18	15	19	112	6.2	22	9

MITCH MCGARY | 2013-14 GAME-BY-GAME

OPPONENT	DATE	RESULT	G-S	FG	3FG	FT	O-D	REB	PF	PTS	A	TO	BLK	STL	MIN
UMASS-LOWELL	11/8/2013	W, 69-42	DNP												
SOUTH CAROLINA ST.	11/12/2013	W, 93-59	DNP												
at Iowa State	11/17/2013	L, 70-77	1-0	4-7	0-0	1-4	2-4	6	4	9	0	2	0	4	22
vs. Long Beach State	11/21/2013	W, 85-61	1-0	3-3	0-0	0-1	1-3	4	3	6	1	1	1	1	14
vs. Florida State	11/22/2013	W, 82-80 ot	1-0	6-14	0-0	2-4	7-5	12	4	14	3	0	2	1	33
vs. Charlotte	11/24/2013	L, 61-63	1-0	2-5	0-1	2-2	1-8	9	4	6	0	3	0	4	30
COPPIN STATE	11/29/2013	W, 87-45	1-1	2-5	0-1	2-2	3-5	8	3	6	1	2	2	1	26
at 10/8 Duke	12/3/2013	L, 69-79	1-1	6-10	0-0	3-4	5-9	14	2	15	1	1	0	0	27
HOUSTON BAPTIST	12/7/2013	W, 107-53	1-1	5-7	0-0	2-3	1-8	9	2	12	6	2	1	4	23
1/1 ARIZONA	12/14/2013	L, 70-72	1-1	2-3	0-0	4-4	3-1	4	3	8	0	2	0	0	22
vs. Stanford	12/21/2013	W, 68-65	DNP												
HOLY CROSS	12/28/2013	W, 88-66	DNP												
at Minnesota+	1/2/2014	W, 63-60	DNP												
NORTHWESTERN+	1/5/2014	W, 74-51	DNP												
at Nebraska+	1/9/2014	W, 71-70	DNP												
PENN STATE+	1/14/2014	W, 80-67	DNP												
at 3/3 Wisconsin+	1/18/2014	W, 77-70	DNP												
10/10 IOWA+	1/22/2014	W, 75-67	DNP												
at 3/3 Michigan State+	1/25/2014	W, 80-75	DNP												
PURDUE+	1/30/2014	W, 75-66	DNP												
at Indiana+	2/2/2014	L, 52-63	DNP												
NEBRASKA+	2/5/2014	W, 79-50	DNP												
at 17/13 Iowa+	2/8/2014	L, 67-85	DNP												
at 22/20 Ohio State+	2/11/2014	W, 70-60	DNP												
21/21 WISCONSIN+	2/16/2014	L, 62-75	DNP												
13/14 MSU+	2/23/2014														
at Purdue+	2/26/2014														
MINNESOTA+	3/1/2013														
at Illinois+	3/4/2013														
INDIANA+	3/8/2013														
B1G First	3/13/2014														
B1G Quarterfinal	3/14/2014														
B1G Semifinal	3/15/2014														
B1G Final	3/16/2014														

POINTS

Career: 25, vs. Kansas (3/29/13)
2013-14: 15, at Duke (12/3/13)

FIELD GOALS

Career: 12, vs. Kansas (3/29/13)
2013-14: 6 (2x), last: at Duke (12/3/13)

FIELD GOAL ATTEMPTS

Career: 17, vs. Kansas (3/29/13)
2013-14: 14, vs. Florida State (11/22/13)

3-POINT FIELD GOALS

Career: none
2013-14: none

3-POINT FIELD GOAL ATTEMPTS

Career: 1 (2x), last: Coppin State (11/29/13)
2013-14: 1 (2x), last: Coppin State (11/29/13)

FREE THROWS

Career: 4, Arizona (12/14/13)
2013-14: 4, Arizona (12/14/13)

FREE THROW ATTEMPTS

Career: 5, Michigan State (3/3/13)
2013-14: 4 (4x), last: Arizona (12/14/13)

REBOUNDS

Career: 14 (2x), last: at Duke (12/3/13)
2013-14: 14, at Duke (12/3/13)

ASSISTS

Career: 6 (2x), last: HBU (12/7/13)
2013-14: 6, Houston Baptist (12/7/13)

BLOCKS

Career: 3, Iowa (1/6/13)
2013-14: 2 (2x), last: Coppin State (11/29/13)

STEALS


Career: 5, vs. Florida (3/31/13)
2013-14: 4 (3x), last: HBU (12/7/13)

MINUTES

Career: 36, vs. Syracuse (4/6/13)
2013-14: 33, vs. Florida State (11/22/13)

Player Statistics

M
5



ANDREW DAKICH

- > Freshman
- > Guard | 6-2 | 185
- > Zionsville, Ind. | Zionsville Community HS
- > College of Literature, Science & the Arts | Undecided major
- > Born May 10, 1994 in Bloomington, Ind.

ANDREW DAKICH | CAREER STATISTICS

Career	G	S	Min	Avg	FG	FGA	FG%	3FG	3FGA	3FG%	FT	FTA	FT%	Off	Def	Reb	Avg	Foul	DQ	Ast	Avg	TO	Blk	Stl	Pts	Avg	W	L
2013-14	9	0	20	2.2	1	4	.250	1	1	1.000	0	0	.000	1	2	3	0.3	2	0	5	0.6	2	0	0	3	0.3	18	7
Totals	9	0	20	2.2	1	4	.250	1	1	1.000	0	0	.000	1	2	3	0.3	2	0	5	0.6	2	0	0	3	0.3	18	7

Big Ten	G	S	Min	Avg	FG	FGA	FG%	3FG	3FGA	3FG%	FT	FTA	FT%	Off	Def	Reb	Avg	Foul	DQ	Ast	Avg	TO	Blk	Stl	Pts	Avg	W	L
2013-14	3	0	6	2.0	0	0	.000	0	0	.000	0	0	.000	1	0	1	0.3	0	0	1	0.3	1	0	0	0	0.0	10	3
Totals	3	0	6	2.0	0	0	.000	0	0	.000	0	0	.000	1	0	1	0.3	0	0	1	0.3	1	0	0	0	0.0	10	3

ANDREW DAKICH | 2013-14 GAME-BY-GAME

OPPONENT	DATE	RESULT	G-S	FG	3FG	FT	O-D	REB	PF	PTS	A	TO	BLK	STL	MIN
UMASS-LOWELL	11/8/2013	W, 69-43	1-0	0-1	0-0	0-0	0-0	0	0	0	0	0	0	0	2
SOUTH CAROLINA ST.	11/12/2013	W, 93-59	1-0	0-0	0-0	0-0	0-0	0	1	0	1	1	0	0	2
at Iowa State	11/17/2013	L, 70-77	DNP												
vs. Long Beach State	11/21/2013	W, 85-61	1-0	0-0	0-0	0-0	0-0	0	0	0	0	0	0	0	2
vs. Florida State	11/22/2013	W, 82-80 ot	DNP												
vs. Charlotte	11/24/2013	L, 61-63	DNP												
COPPIN STATE	11/29/2013	W, 87-45	1-0	0-1	0-0	0-0	0-0	0	1	0	2	0	0	0	4
at 10/8 Duke	12/3/2013	L, 69-79	DNP												
HOUSTON BAPTIST	12/7/2013	W, 107-53	1-0	1-2	1-1	0-0	0-1	1	0	3	0	0	0	0	3
1/1 ARIZONA	12/14/2013	L, 70-72	DNP												
vs. Stanford	12/21/2013	W, 68-65	DNP												
HOLY CROSS	12/28/2013	W, 88-66	1-0	0-0	0-0	0-0	0-1	1	0	0	1	0	0	0	1
at Minnesota+	1/2/2014	W, 63-60	DNP												
NORTHWESTERN+	1/5/2014	W, 74-51	1-0	0-0	0-0	0-0	0-0	0	0	0	0	0	0	0	2
at Nebraska+	1/9/2014	W, 71-70	DNP												
PENN STATE+	1/14/2014	W, 80-67	DNP												
at 3/3 Wisconsin+	1/18/2014	W, 77-70	DNP												
10/10 IOWA+	1/22/2014	W, 75-67	DNP												
at 3/3 Michigan State+	1/25/2014	W, 80-75	DNP												
PURDUE+	1/30/2014	W, 75-66	DNP												
at Indiana+	2/2/2014	L, 52-63	DNP												
NEBRASKA+	2/5/2014	W, 79-50	1-0	0-0	0-0	0-0	0-0	0	0	0	0	1	0	0	2
at 17/13 Iowa+	2/8/2014	L, 67-85	1-0	0-0	0-0	0-0	1-0	1	0	0	1	0	0	0	2
at 22/20 Ohio State+	2/11/2014	W, 70-60	DNP												
21/21 WISCONSIN+	2/16/2014	L, 62-75	DNP												
13/14 MSU+	2/23/2014														
at Purdue+	2/26/2014														
MINNESOTA+	3/1/2013														
at Illinois+	3/4/2013														
INDIANA+	3/8/2013														
B1G First	3/13/2014														
B1G Quarterfinal	3/14/2014														
B1G Semifinal	3/15/2014														
B1G Final	3/16/2014														

POINTS

Career: 3, Houston Baptist (12/7/13)
 2013-14: 3, Houston Baptist (12/7/13)

FIELD GOALS

Career: 1, Houston Baptist (12/7/13)
 2013-14: 1, Houston Baptist (12/7/13)

FIELD GOAL ATTEMPTS

Career: 2, Houston Baptist (12/7/13)
 2013-14: 2, Houston Baptist (12/7/13)

3-POINT FIELD GOALS

Career: 1, Houston Baptist (12/7/13)
 2013-14: 1, Houston Baptist (12/7/13)

3-POINT FIELD GOAL ATTEMPTS

Career: 1, Houston Baptist (12/7/13)
 2013-14: 1, Houston Baptist (12/7/13)

FREE THROWS

Career:
 2013-14:

FREE THROW ATTEMPTS

Career:
 2013-14:

REBOUNDS

Career: 1 (3x), last: at Iowa (2/8/14)
 2013-14: 1 (3x), last: at Iowa (2/8/14)

ASSISTS

Career: 2, Coppin State (11/29/13)
 2013-14: 2, Coppin State (11/29/13)

BLOCKS

Career:
 2013-14:

STEALS


Career:
 2013-14:

MINUTES

Career: 4, Coppin State (11/29/13)
 2013-14: 4, Coppin State (11/29/13)

Player Statistics

M
10



DERRICK WALTON JR.

- > Freshman
- > Guard | 6-1 | 185
- > Detroit, Mich. | Chandler Park Academy
- > College of Literature, Science & the Arts | Undecided major
- > Born April 3, 1995 in Detroit, Mich.

DERRICK WALTON JR. | CAREER STATISTICS

Career	G	S	Min	Avg	FG	FGA	FG%	3FG	3FGA	3FG%	FT	FTA	FT%	Off	Def	Reb	Avg	Foul	DQ	Ast	Avg	TO	Blk	Stl	Pts	Avg	W	L
2013-14	25	24	659	26.4	66	151	.437	26	66	.394	52	67	.776	5	64	69	2.8	39	0	73	2.9	45	0	10	210	8.4	18	7
Totals	25	24	659	26.4	66	151	.437	26	66	.394	52	67	.776	5	64	69	2.8	39	0	73	2.9	45	0	10	210	8.4	18	7

Big Ten	G	S	Min	Avg	FG	FGA	FG%	3FG	3FGA	3FG%	FT	FTA	FT%	Off	Def	Reb	Avg	Foul	DQ	Ast	Avg	TO	Blk	Stl	Pts	Avg	W	L
2013-14	13	12	362	27.8	34	74	.459	14	30	.467	36	45	.800	3	37	40	3.1	20	0	40	3.1	18	0	5	118	9.1	10	3
Totals	13	12	362	27.8	34	74	.459	14	30	.467	36	45	.800	3	37	40	3.1	20	0	40	3.1	18	0	5	118	9.1	10	3

DERRICK WALTON JR. | 2013-14 GAME-BY-GAME

OPPONENT	DATE	RESULT	G-S	FG	3FG	FT	O-D	REB	PF	PTS	A	TO	BLK	STL	MIN
UMASS-LOWELL	11/8/2013	W, 69-42	1-1	1-4	0-1	4-4	0-4	4	0	6	4	1	0	3	27
SOUTH CAROLINA ST.	11/12/2013	W, 93-59	1-1	5-10	1-4	1-1	0-0	0	2	12	1	3	0	0	24
at Iowa State	11/17/2013	L, 70-77	1-1	6-10	1-5	0-0	0-1	1	1	13	2	3	0	0	21
vs. Long Beach State	11/21/2013	W, 85-61	1-1	3-11	3-7	0-0	0-7	7	3	9	3	2	0	0	29
vs. Florida State	11/22/2013	W, 82-80 ot	1-1	4-9	3-5	4-7	1-3	4	1	15	6	3	0	0	34
vs. Charlotte	11/24/2013	L, 61-63	1-1	0-1	0-0	0-0	0-0	0	2	0	0	3	0	0	17
COPPIN STATE	11/29/2013	W, 87-45	1-1	3-8	1-4	0-1	1-4	5	2	7	7	2	0	0	30
at 10/8 Duke	12/3/2013	L, 69-79	1-1	3-6	0-2	1-1	0-2	2	1	7	1	3	0	0	26
HOUSTON BAPTIST	12/7/2013	W, 107-53	1-1	3-3	3-3	5-6	0-1	1	2	14	3	2	0	1	22
1/1 ARIZONA	12/14/2013	L, 70-72	1-1	0-3	0-1	1-2	0-0	0	2	1	1	1	0	0	14
vs. Stanford	12/21/2013	W, 68-65	1-1	2-5	0-2	0-0	0-2	2	2	4	1	1	0	0	21
HOLY CROSS	12/28/2013	W, 88-66	1-1	2-7	0-2	0-0	0-3	3	1	4	4	1	0	1	32
at Minnesota+	1/2/2014	W, 63-60	1-1	1-4	1-1	4-6	0-4	4	3	7	4	1	0	1	30
NORTHWESTERN+	1/5/2014	W, 74-51	1-1	3-4	0-1	5-6	0-3	3	1	11	1	2	0	0	25
at Nebraska+	1/9/2014	W, 71-70	1-1	3-6	2-4	2-5	0-0	0	3	10	4	2	0	1	33
PENN STATE+	1/14/2014	W, 80-67	1-1	6-9	2-5	2-2	0-3	3	1	16	3	3	0	0	31
at 3/3 Wisconsin+	1/18/2014	W, 77-70	1-1	1-3	0-0	0-1	0-2	2	0	2	2	0	0	0	31
10/10 IOWA+	1/22/2014	W, 75-67	1-0	0-1	0-0	0-0	0-0	0	0	0	1	1	0	0	3
at 3/3 Michigan State+	1/25/2014	W, 80-75	1-1	4-7	2-2	9-10	1-4	5	2	19	4	1	0	0	30
PURDUE+	1/30/2014	W, 75-66	1-1	6-7	2-3	0-1	0-3	3	2	14	3	2	0	2	34
at Indiana+	2/2/2014	L, 52-63	1-1	3-6	1-2	6-6	0-1	1	3	13	2	3	0	0	34
NEBRASKA+	2/5/2014	W, 79-50	1-1	3-7	2-5	0-0	0-3	3	2	8	3	1	0	0	24
at 17/13 Iowa+	2/8/2014	L, 67-85	1-1	1-4	1-3	2-2	0-1	1	1	5	6	1	0	0	18
at 22/20 Ohio State+	2/11/2014	W, 70-60	1-1	3-10	1-2	6-6	1-9	10	2	13	6	1	0	1	36
21/21 WISCONSIN+	2/16/2014	L, 62-75	1-1	0-6	0-2	0-0	1-3	4	0	0	1	2	0	0	33
13/14 MSU+	2/23/2014														
at Purdue+	2/26/2014														
MINNESOTA+	3/1/2013														
at Illinois+	3/4/2013														
INDIANA+	3/8/2013														
B1G First	3/13/2014														
B1G Quarterfinal	3/14/2014														
B1G Semifinal	3/15/2014														
B1G Final	3/16/2014														

POINTS

Career: 19, at Michigan State (1/25/14)
2013-14: 19, at Michigan State (1/25/14)

FIELD GOALS

Career: 6 (3x), last: Purdue (1/30/14)
2013-14: 6 (3x), last: Purdue (1/30/14)

FIELD GOAL ATTEMPTS

Career: 11, Long Beach State (11/21/13)
2013-14: 11, Long Beach State (11/21/13)

3-POINT FIELD GOALS

Career: 3 (3x), last: HBU (12/7/13)
2013-14: 3 (3x), last: HBU (12/7/13)

3-POINT FIELD GOAL ATTEMPTS

Career: 7, Long Beach State (11/21/13)
2013-14: 7, Long Beach State (11/21/13)

FREE THROWS

Career: 9, at Michigan State (1/25/14)
2013-14: 9, at Michigan State (1/25/14)

FREE THROW ATTEMPTS

Career: 10, at Michigan State (1/25/14)
2013-14: 10, at Michigan State (1/25/14)

REBOUNDS

Career: 10, at Ohio State (2/11/14)
2013-14: 10, at Ohio State (2/11/14)

ASSISTS

Career: 7, Coppin State (11/29/13)
2013-14: 7, Coppin State (11/29/13)

BLOCKS

Career:
2013-14:

STEALS

Career: 3, UMass-Lowell (11/8/13)
2013-14: 3, UMass-Lowell (11/8/13)

MINUTES

Career: 36, at Ohio State (2/11/14)
2013-14: 36, at Ohio State (2/11/14)

Player Statistics

M
11



NIK STAUSKAS

- > Sophomore
- > Guard | 6-6 | 205
- > Mississauga, Ontario, Canada | St. Mark's School [Mass.]
- > College of Literature, Science & the Arts | Undecided major
- > Born October 7, 1993 in Etobicoke, Ontario, Canada

NIK STAUSKAS | CAREER STATISTICS

Career	G	S	Min	Avg	FG	FGA	FG%	3FG	3FGA	3FG%	FT	FTA	FT%	Off	Def	Reb	Avg	Foul	DQ	Ast	Avg	TO	Blk	Stl	Pts	Avg	W	L
2012-13	39	33	1190	30.5	138	298	.463	80	182	.440	74	87	.851	20	96	116	3.0	26	0	52	1.3	44	9	22	430	11.0	31	8
2013-14	24	24	840	35.0	116	241	.481	55	125	.440	113	138	.819	13	70	83	3.5	35	0	83	3.5	46	8	18	400	16.7	18	7
Totals	63	57	2030	32.2	254	539	.471	135	307	.440	187	225	.831	33	166	199	3.2	61	0	135	2.1	90	17	40	830	13.2	49	15

Big Ten	G	S	Min	Avg	FG	FGA	FG%	3FG	3FGA	3FG%	FT	FTA	FT%	Off	Def	Reb	Avg	Foul	DQ	Ast	Avg	TO	Blk	Stl	Pts	Avg	W	L
2012-13	18	2	559	31.1	61	139	.439	30	81	.370	27	33	.818	12	39	51	2.8	12	0	24	1.3	23	3	10	179	9.9	12	6
2013-14	13	13	463	35.6	60	126	.476	26	64	.406	54	64	.844	5	37	42	3.2	20	0	47	3.6	29	6	9	200	15.4	10	3
Totals	31	15	1022	33.0	121	265	.457	56	145	.386	81	97	.835	17	76	93	3.0	32	0	71	2.3	52	9	19	379	12.2	22	9

NIK STAUSKAS | 2013-14 GAME-BY-GAME

OPPONENT	DATE	RESULT	G-S	FG	3FG	FT	O-D	REB	PF	PTS	A	TO	BLK	STL	MIN
UMASS-LOWELL	11/8/2013	W, 69-42	1-1	1-5	1-3	6-8	0-1	1	2	9	2	2	0	0	25
SOUTH CAROLINA ST.	11/12/2013	W, 93-59	1-1	6-7	5-6	6-8	1-5	6	3	23	5	1	0	0	28
at Iowa State	11/17/2013	L, 70-77	1-1	8-18	4-10	0-1	1-3	4	1	20	6	1	0	0	38
vs. Long Beach State	11/21/2013	W, 85-61	1-1	7-10	4-6	6-8	1-3	4	1	24	3	3	0	1	36
vs. Florida State	11/22/2013	W, 82-80 ot	1-1	7-16	3-8	9-12	2-1	3	1	26	2	1	0	2	44
vs. Charlotte	11/24/2013	L, 61-63	1-1	6-13	1-5	7-9	0-5	5	1	20	0	1	0	3	38
COPPIN STATE	11/29/2013	W, 87-45	DNP												
at 10/8 Duke	12/3/2013	L, 69-79	1-1	0-2	0-1	4-6	0-3	3	3	4	4	3	0	1	34
HOUSTON BAPTIST	12/7/2013	W, 107-53	1-1	7-11	6-9	5-5	1-1	2	0	25	4	1	1	0	28
1/1 ARIZONA	12/14/2013	L, 70-72	1-1	4-11	1-4	5-5	1-5	6	2	14	2	1	1	0	38
vs. Stanford	12/21/2013	W, 68-65	1-1	4-11	2-7	9-9	0-1	1	0	19	4	2	0	2	36
HOLY CROSS	12/28/2013	W, 88-66	1-1	6-11	2-2	2-3	1-5	6	1	16	4	1	0	0	32
at Minnesota+	1/2/2014	W, 63-60	1-1	3-7	1-4	7-8	0-1	1	3	14	7	2	0	2	36
NORTHWESTERN+	1/5/2014	W, 74-51	1-1	5-10	2-5	6-8	1-3	4	1	18	4	2	0	0	34
at Nebraska+	1/9/2014	W, 71-70	1-1	5-9	2-4	0-2	0-3	3	0	12	4	1	0	2	35
PENN STATE+	1/14/2014	W, 80-67	1-1	7-12	3-8	4-5	2-4	6	0	21	5	0	0	0	37
at 3/3 Wisconsin+	1/18/2014	W, 77-70	1-1	7-17	3-9	6-6	0-4	4	2	23	4	2	2	1	37
10/10 IOWA+	1/22/2014	W, 75-67	1-1	8-14	4-9	6-7	1-4	5	3	26	5	2	1	1	37
at 3/3 Michigan State+	1/25/2014	W, 80-75	1-1	7-12	5-6	0-0	0-2	2	2	19	4	1	0	1	38
PURDUE+	1/30/2014	W, 75-66	1-1	5-10	1-3	5-6	0-1	1	2	16	3	4	3	0	35
at Indiana+	2/2/2014	L, 52-63	1-1	1-6	0-2	4-4	0-3	3	1	6	1	2	0	0	35
NEBRASKA+	2/5/2014	W, 79-50	1-1	1-3	1-3	6-6	1-4	5	0	9	8	4	0	1	34
at 17/13 Iowa+	2/8/2014	L, 67-85	1-1	3-6	1-3	3-3	0-2	2	3	10	0	4	0	1	35
at 22/20 Ohio State+	2/11/2014	W, 70-60	1-1	4-9	3-6	4-5	0-3	3	1	15	0	2	0	0	38
21/21 WISCONSIN+	2/16/2014	L, 62-75	1-1	4-11	0-2	3-4	0-3	3	2	11	2	3	0	0	32
13/14 MSU+	2/23/2014														
at Purdue+	2/26/2014														
MINNESOTA+	3/1/2013														
at Illinois+	3/4/2013														
INDIANA+	3/8/2013														
B1G First	3/13/2014														
B1G Quarterfinal	3/14/2014														
B1G Semifinal	3/15/2014														
B1G Final	3/16/2014														

POINTS

Career: 26 (2x), last: Iowa (1/22/14)
2013-14: 26 (2x), last: Iowa (1/22/14)

FIELD GOALS

Career: 8 (3x), last: Iowa (1/22/14)
2013-14: 8 (2x), last: Iowa (1/22/14)

FIELD GOAL ATTEMPTS

Career: 18, at Iowa State (11/17/13)
2013-14: 18, at Iowa State (11/17/13)

3-POINT FIELD GOALS

Career: 6 (2x), last: HBU (12/7/13)
2013-14: 6, Houston Baptist (12/7/13)

3-POINT FIELD GOAL ATTEMPTS

Career: 10, at Iowa State (11/17/13)
2013-14: 10, at Iowa State (11/17/13)

FREE THROWS

Career: 9 (2x), last: vs. Stanford (12/21/13)
2013-14: 9 (2x), last: vs. Stanford (12/21/13)

FREE THROW ATTEMPTS

Career: 12, vs. Florida State (11/22/13)
2013-14: 12, vs. Florida State (11/22/13)

REBOUNDS

Career: 8, at Penn State (2/27/13)
2013-14: 6 (4x), last: Penn State (1/14/14)

ASSISTS

Career: 8, Nebraska (2/5/14)
2013-14: 8, Nebraska (2/5/14)

BLOCKS

Career: 3, Purdue (1/30/14)
2013-14: 3, Purdue (1/30/14)

STEALS


Career: 3, vs. Charlotte (11/24/13)
2013-14: 3, vs. Charlotte (11/24/13)

MINUTES

Career: 44, vs. Florida State (11/22/13)
2013-14: 44, vs. Florida State (11/22/13)

Player Statistics

M
12



COLE McCONNELL

- > Freshman
- > Guard | 6-5 | 200
- > Atherton, Calif. | New Hampton Prep [N.H.]
- > College of Literature, Science & the Arts | Undecided major
- > Born June 26, 1994 in San Francisco, Calif.

COLE McCONNELL | CAREER STATISTICS

Career	G	S	Min	Avg	FG	FGA	FG%	3FG	3FGA	3FG%	FT	FTA	FT%	Off	Def	Reb	Avg	Foul	DQ	Ast	Avg	TO	Blk	Stl	Pts	Avg	W	L
2013-14	4	0	10	2.5	1	3	.333	1	3	.333	1	2	.500	0	1	1	0.3	1	0	0	0.0	0	0	0	4	1.0	18	7
Totals	4	0	10	2.5	1	3	.333	1	3	.333	1	2	.500	0	1	1	0.3	1	0	0	0.0	0	0	0	4	1.0	18	7

Big Ten	G	S	Min	Avg	FG	FGA	FG%	3FG	3FGA	3FG%	FT	FTA	FT%	Off	Def	Reb	Avg	Foul	DQ	Ast	Avg	TO	Blk	Stl	Pts	Avg	W	L
2013-14	0	0	0	0.0	0	0	.000	0	0	.000	0	0	.000	0	0	0	0.0	0	0	0	0.0	0	0	0	0	0.0	10	3
Totals	0	0	0	0.0	0	0	.000	0	0	.000	0	0	.000	0	0	0	0.0	0	0	0	0.0	0	0	0	0	0.0	10	3

COLE McCONNELL | 2013-14 GAME-BY-GAME

OPPONENT	DATE	RESULT	G-S	FG	3FG	FT	O-D	REB	PF	PTS	A	TO	BLK	STL	MIN
UMASS-LOWELL	11/8/2013	W, 69-42	1-0	0-0	0-0	0-0	0-0	0	0	0	0	0	0	0	2
SOUTH CAROLINA ST.	11/12/2013	W, 93-59	1-0	0-1	0-1	0-0	0-0	0	1	0	0	0	0	0	2
at Iowa State	11/17/2013	L, 70-77	DNP												
vs. Long Beach State	11/21/2013	W, 85-61	DNP												
vs. Florida State	11/22/2013	W, 82-80 ot	DNP												
vs. Charlotte	11/24/2013	L, 61-63	DNP												
COPPIN STATE	11/29/2013	W, 87-45	1-0	1-1	1-1	0-0	0-0	0	0	3	0	0	0	0	3
at 10/8 Duke	12/3/2013	L, 69-79	DNP												
HOUSTON BAPTIST	12/7/2013	W, 107-53	1-0	0-1	0-1	1-2	0-1	1	0	1	0	0	0	0	3
1/1 ARIZONA	12/14/2013	L, 70-72	DNP												
vs. Stanford	12/21/2013	W, 68-65	DNP												
HOLY CROSS	12/28/2013	W, 88-66	DNP												
at Minnesota+	1/2/2014	W, 63-60	DNP												
NORTHWESTERN+	1/5/2014	W, 74-51	DNP												
at Nebraska+	1/9/2014	W, 71-70	DNP												
PENN STATE+	1/14/2014	W, 80-67	DNP												
at 3/3 Wisconsin+	1/18/2014	W, 77-70	DNP												
10/10 IOWA+	1/22/2014	W, 75-67	DNP												
at 3/3 Michigan State+	1/25/2014	W, 80-75	DNP												
PURDUE+	1/30/2014	W, 75-66	DNP												
at Indiana+	2/2/2014	L, 52-63	DNP												
NEBRASKA+	2/5/2014	W, 79-50	DNP												
at 17/13 Iowa+	2/8/2014	L, 67-85	DNP												
at 22/20 Ohio State+	2/11/2014	W, 70-60	DNP												
21/21 WISCONSIN+	2/16/2014	L, 62-75	DNP												
13/14 MSU+	2/23/2014														
at Purdue+	2/26/2014														
MINNESOTA+	3/1/2013														
at Illinois+	3/4/2013														
INDIANA+	3/8/2013														
B1G First	3/13/2014														
B1G Quarterfinal	3/14/2014														
B1G Semifinal	3/15/2014														
B1G Final	3/16/2014														

POINTS

Career: 3, Coppin State (11/29/13)
 2013-14: 3, Coppin State (11/29/13)

FIELD GOALS

Career: 1, Coppin State (11/29/13)
 2013-14: 1, Coppin State (11/29/13)

FIELD GOAL ATTEMPTS

Career: 1 (3x), last: HBU (12/7/13)
 2013-14: 1 (3x), last: HBU (12/7/13)

3-POINT FIELD GOALS

Career: 1, Coppin State (11/29/13)
 2013-14: 1, Coppin State (11/29/13)

3-POINT FIELD GOAL ATTEMPTS

Career: 1 (3x), last: HBU (12/7/13)
 2013-14: 1 (3x), last: HBU (12/7/13)

FREE THROWS

Career: 1, Houston Baptist (12/7/13)
 2013-14: 1, Houston Baptist (12/7/13)

FREE THROW ATTEMPTS

Career: 2, Houston Baptist (12/7/13)
 2013-14: 2, Houston Baptist (12/7/13)

REBOUNDS

Career:
 2013-14:

ASSISTS

Career:
 2013-14:

BLOCKS

Career:
 2013-14:

STEALS

Career:
 2013-14:

MINUTES

Career: 3 (2x), last: HBU (12/7/13)
 2013-14: 3 (2x), last: HBU (12/7/13)

Player Statistics

M
14



BRAD ANLAUF

- > Sophomore
- > Forward | 6-4 | 195
- > Hinsdale, Ill. | Hinsdale Central High School
- > College of Literature, Science & the Arts | Undecided major
- > Born August 23, 1993 in Ann Arbor, Mich.

BRAD ANLAUF | CAREER STATISTICS

Career	G	S	Min	Avg	FG	FGA	FG%	3FG	3FGA	3FG%	FT	FTA	FT%	Off	Def	Reb	Avg	Foul	DQ	Ast	Avg	TO	Blk	Stl	Pts	Avg	W	L
2012-13	DNP (member of U-M football team)																											
2013-14	7	0	14	2.0	1	3	.333	0	0	.000	0	0	.000	0	2	2	0.3	2	0	1	0.1	1	0	0	2	0.3	18	7
Totals	7	0	14	2.0	1	3	.333	0	0	.000	0	0	.000	0	2	2	0.3	2	0	1	0.1	1	0	0	2	0.3	18	7

Big Ten	G	S	Min	Avg	FG	FGA	FG%	3FG	3FGA	3FG%	FT	FTA	FT%	Off	Def	Reb	Avg	Foul	DQ	Ast	Avg	TO	Blk	Stl	Pts	Avg	W	L
2012-13	DNP (member of U-M football team)																											
2013-14	2	0	3	1.5	0	2	.000	0	0	.000	0	0	.000	0	0	0	0.0	2	0	0	0.0	1	0	0	0	0.0	10	3
Totals	2	0	3	1.5	0	2	.000	0	0	.000	0	0	.000	0	0	0	0.0	2	0	0	0.0	1	0	0	0	0.0	10	3

BRAD ANLAUF | 2013-14 GAME-BY-GAME

OPPONENT	DATE	RESULT	G-S	FG	3FG	FT	O-D	REB	PF	PTS	A	TO	BLK	STL	MIN
UMASS-LOWELL	11/8/2013	W, 69-42	1-0	0-0	0-0	0-0	0-0	0	0	0	0	0	0	0	2
SOUTH CAROLINA ST.	11/12/2013	W, 93-59	1-0	0-0	0-0	0-0	0-1	1	0	0	0	0	0	0	2
at Iowa State	11/17/2013	L, 70-77	DNP												
vs. Long Beach State	11/21/2013	W, 85-61	DNP												
vs. Florida State	11/22/2013	W, 82-70 ot	DNP												
vs. Charlotte	11/24/2013	L, 61-63	DNP												
COPPIN STATE	11/29/2013	W, 87-45	1-0	1-1	0-0	0-0	0-1	1	0	2	0	0	0	0	3
at 10/8 Duke	12/3/2013	L, 69-79	DNP												
HOUSTON BAPTIST	12/7/2013	W, 107-53	1-0	0-0	0-0	0-0	0-0	0	0	0	1	0	0	0	3
1/1 ARIZONA	12/14/2013	L, 70-72	DNP												
vs. Stanford	12/21/2013	W, 68-65	DNP												
HOLY CROSS	12/28/2013	W, 88-66	1-0	0-0	0-0	0-0	0-0	0	0	0	0	0	0	0	1
at Minnesota+	1/2/2014	W, 63-60	DNP												
NORTHWESTERN+	1/5/2014	W, 74-51	1-0	0-2	0-0	0-0	0-0	0	0	0	0	0	0	0	1
at Nebraska+	1/9/2014	W, 71-70	DNP												
PENN STATE+	1/14/2014	W, 80-67	DNP												
at 3/3 Wisconsin+	1/18/2014	W, 75-67	DNP												
10/10 IOWA+	1/22/2014	W, 80-75	DNP												
at 3/3 Michigan State+	1/25/2014	W, 80-75	DNP												
PURDUE+	1/30/2014	W, 75-66	DNP												
at Indiana+	2/2/2014	L, 52-63	DNP												
NEBRASKA+	2/5/2014	W, 79-50	1-0	0-0	0-0	0-0	0-0	0	2	0	0	1	0	0	2
at 17/13 Iowa+	2/8/2014	L, 67-85	DNP												
at 22/20 Ohio State+	2/11/2014	W, 70-60	DNP												
21/21 WISCONSIN+	2/16/2014	L, 62-75	DNP												
13/14 MSU+	2/23/2014														
at Purdue+	2/26/2014														
MINNESOTA+	3/1/2013														
at Illinois+	3/4/2013														
INDIANA+	3/8/2013														
B1G First	3/13/2014														
B1G Quarterfinal	3/14/2014														
B1G Semifinal	3/15/2014														
B1G Final	3/16/2014														

POINTS

Career: 1, Coppin State (11/29/13)
2013-14: 1, Coppin State (11/29/13)

FIELD GOALS

Career: 1, Coppin State (11/29/13)
2013-14: 1, Coppin State (11/29/13)

FIELD GOAL ATTEMPTS

Career: 2, Northwestern (1/5/14)
2013-14: 2, Northwestern (1/5/14)

3-POINT FIELD GOALS

Career:
2013-14:

3-POINT FIELD GOAL ATTEMPTS

Career:
2013-14:

FREE THROWS

Career:
2013-14:

FREE THROW ATTEMPTS

Career:
2013-14:

REBOUNDS

Career: 1 (2x), last: Coppin State (11/29/13)
2013-14: 1 (2x), last: Coppin State (11/29/13)

ASSISTS

Career: 1, Houston Baptist (12/7/13)
2013-14: 1, Houston Baptist (12/7/13)

BLOCKS

Career:
2013-14:

STEALS


Career:
2013-14:

MINUTES

Career: 3 (2x), last: HBU (12/7/13)
2013-14: 3 (2x), last: HBU (12/7/13)

Player Statistics

M
15



JON HORFORD

> Redshirt-Junior
> Forward | 6-10 | 250
> Grand Ledge, Mich. | Grand Ledge High School
> School of Kinesiology | General Studies major
> Born October 16, 1991 in Lansing, Mich.

TEAM CAPTAIN

JON HORFORD | CAREER STATISTICS

Career	G	S	Min	Avg	FG	FGA	FG%	3FG	3FGA	3FG%	FT	FTA	FT%	Off	Def	Reb	Avg	Foul	DQ	Ast	Avg	TO	Blk	Stl	Pts	Avg	W	L
2010-11	29	0	196	6.8	22	46	.478	1	8	.125	13	18	.722	18	40	58	2.0	40	0	3	0.1	10	11	1	58	2.0	21	14
2011-12	9	1	97	10.8	9	17	.529	0	0	.000	6	7	.857	13	19	32	3.6	10	0	1	0.1	5	9	3	24	2.7	24	10
2012-13	32	4	281	8.8	34	59	.576	0	0	.000	19	27	.704	24	47	71	2.2	46	0	9	0.3	14	16	8	87	2.7	31	8
2013-14	25	7	370	14.8	54	90	.600	0	2	.000	14	22	.636	38	78	116	4.6	45	1	13	0.5	12	22	7	122	4.9	18	7
Totals	95	12	944	9.9	119	212	.561	1	10	.100	52	74	.703	93	184	277	2.9	141	1	26	0.3	41	58	19	291	3.1	94	39

Big Ten	G	S	Min	Avg	FG	FGA	FG%	3FG	3FGA	3FG%	FT	FTA	FT%	Off	Def	Reb	Avg	Foul	DQ	Ast	Avg	TO	Blk	Stl	Pts	Avg	W	L
2010-11	16	0	92	5.8	8	20	.400	0	3	.000	5	7	.714	4	13	17	1.1	18	0	1	0.1	4	4	0	21	1.3	9	9
2011-12	0	0	0	0.0	0	0	.000	0	0	.000	0	0	.000	0	0	0	0.0	0	0	0	0.0	0	0	0	0.0	13	5	
2012-13	14	4	131	9.4	16	28	.571	0	0	.000	9	11	.818	11	21	32	2.3	23	0	5	0.4	10	9	4	41	2.9	12	6
2013-14	13	0	207	15.9	32	45	.711	0	0	.000	8	15	.533	16	44	60	4.6	26	0	7	0.5	8	10	5	72	5.5	10	3
Totals	43	4	430	10.0	56	93	.602	0	3	.000	22	33	.667	31	78	109	2.5	67	0	13	0.3	22	23	9	134	3.1	44	23

JON HORFORD | 2013-14 GAME-BY-GAME

OPPONENT	DATE	RESULT	G-S	FG	3FG	FT	O-D	REB	PF	PTS	A	TO	BLK	STL	MIN
UMASS-LOWELL	11/8/2013	W, 69-42	1-1	2-8	0-1	1-2	5-7	12	1	5	1	0	1	1	22
SOUTH CAROLINA ST.	11/12/2013	W, 93-59	1-1	4-8	0-0	1-1	5-10	15	1	9	1	1	1	0	24
at Iowa State	11/17/2013	L, 70-77	1-1	2-4	0-0	0-0	2-3	5	1	4	0	1	0	0	14
vs. Long Beach State	11/21/2013	W, 85-61	1-1	1-2	0-1	0-0	0-0	0	1	2	0	0	0	0	12
vs. Florida State	11/22/2013	W, 82-80 ot	1-1	1-1	0-0	0-0	1-1	2	1	2	1	1	0	0	10
vs. Charlotte	11/24/2013	L, 61-63	1-1	1-3	0-0	0-0	2-1	3	3	2	1	0	2	0	13
COPPIN STATE	11/29/2013	W, 87-45	1-0	2-2	0-0	2-2	1-2	3	0	6	0	0	3	0	11
at 10/8 Duke	12/3/2013	L, 69-79	1-0	0-1	0-0	0-0	1-0	1	1	0	0	0	0	0	6
HOUSTON BAPTIST	12/7/2013	W, 107-53	1-0	3-6	0-0	0-0	2-4	6	0	6	0	0	0	0	11
1/1 ARIZONA	12/14/2013	L, 70-72	1-0	1-2	0-0	0-0	1-3	4	3	2	0	1	4	1	18
vs. Stanford	12/21/2013	W, 68-65	1-1	1-1	0-0	0-0	0-0	0	5	2	1	0	0	0	6
HOLY CROSS	12/28/2013	W, 88-66	1-0	4-7	0-0	2-2	2-3	5	2	10	1	1	1	0	16
at Minnesota+	1/2/2014	W, 63-60	1-0	6-8	0-0	2-4	2-7	9	1	14	0	1	1	2	30
NORTHWESTERN+	1/5/2014	W, 74-51	1-0	3-6	0-0	1-2	2-6	8	3	7	1	0	1	1	20
at Nebraska+	1/9/2014	W, 71-70	1-0	1-2	0-0	0-0	0-1	1	1	2	1	0	1	0	13
PENN STATE+	1/14/2014	W, 80-67	1-0	4-5	0-0	3-4	2-5	7	1	11	0	0	0	0	17
at 3/3 Wisconsin+	1/18/2014	W, 77-70	1-0	3-3	0-0	0-0	0-7	7	2	6	0	2	2	0	17
10/10 IOWA+	1/22/2014	W, 75-67	1-0	0-0	0-0	0-0	1-2	3	2	0	0	0	0	0	8
at 3/3 Michigan State+	1/25/2014	W, 80-75	1-0	3-3	0-0	0-0	1-2	3	3	6	1	1	3	0	17
PURDUE+	1/30/2014	W, 75-66	1-0	2-2	0-0	0-0	2-1	3	2	4	2	0	0	0	12
at Indiana+	2/2/2014	L, 52-63	1-0	0-1	0-0	0-0	0-0	0	2	0	0	1	0	1	8
NEBRASKA+	2/5/2014	W, 79-50	1-0	3-5	0-0	1-1	0-2	2	0	7	0	1	1	1	16
at 17/13 Iowa+	2/8/2014	L, 67-85	1-0	2-4	0-0	0-0	3-4	7	2	4	2	0	1	0	20
at 22/20 Ohio State+	2/11/2014	W, 70-60	1-0	4-5	0-0	0-2	1-3	4	3	8	0	1	0	0	20
21/21 WISCONSIN+	2/16/2014	L, 62-75	1-0	1-1	0-0	1-2	2-4	6	4	3	0	1	0	0	9
13/14 MSU+	2/23/2014														
at Purdue+	2/26/2014														
MINNESOTA+	3/1/2013														
at Illinois+	3/4/2013														
INDIANA+	3/8/2013														
B1G First	3/13/2014														
B1G Quarterfinal	3/14/2014														
B1G Semifinal	3/15/2014														
B1G Final	3/16/2014														

POINTS

Career: 14, at Minnesota (1/2/14)
2013-14: 14, at Minnesota (1/2/14)

FIELD GOALS

Career: 6, at Minnesota (1/2/14)
2013-14: 6, at Minnesota (1/2/14)

FIELD GOAL ATTEMPTS

Career: 8 (3x), last: at Minnesota (1/2/14)
2013-14: 8 (3x), last: at Minnesota (1/2/14)

3-POINT FIELD GOALS

Career: 1, Utah (12/10/10)
2013-14: none

3-POINT FIELD GOAL ATTEMPTS

Career: 2 (2x), last: Utah (12/10/10)
2013-14: 1 (3x), last: LBSU (11/21/13)

FREE THROWS

Career: 4, Northwestern (1/30/13)
2013-14: 3, Penn State (1/14/14)

FREE THROW ATTEMPTS

Career: 5, Northwestern (1/30/13)
2013-14: 4 (2x), last: Penn State (1/14/14)

REBOUNDS

Career: 15, S.C. State (11/12/13)
2013-14: 15, S.C. State (11/12/13)

ASSISTS

Career: 2 (4x), last: at Iowa (2/8/14)
2013-14: 2 (2x), last: at Iowa (2/8/14)

BLOCKS

Career: 4 (2x), last: Arizona (12/14/13)
2013-14: 4, Arizona (12/14/13)

STEALS

Career: 2 (4x), last: at Minnesota (1/2/14)
2013-14: 2, at Minnesota (1/2/14)

MINUTES

Career: 30, at Minnesota (1/2/14)
2013-14: 30, at Minnesota (1/2/14)

Player Statistics

M
20



SEAN LONERGAN

- > Freshman
- > Guard | 6-5 | 190
- > Fishers, Ind. | Fishers HS
- > College of Literature, Science & the Arts | Undecided major
- > Born May 3, 1995 in Lake Forest, Ill.

SEAN LONERGAN | CAREER STATISTICS

Career	G	S	Min	Avg	FG	FGA	FG%	3FG	3FGA	3FG%	FT	FTA	FT%	Off	Def	Reb	Avg	Foul	DQ	Ast	Avg	TO	Blk	Stl	Pts	Avg	W	L
2013-14	8	0	19	2.4	1	4	.250	0	1	.000	2	2	1.000	2	2	4	0.5	0	0	1	0.1	1	1	1	4	0.5	18	7
Totals	8	0	19	2.4	1	4	.250	0	1	.000	2	2	1.000	2	2	4	0.5	0	0	1	0.1	1	1	1	4	0.5	18	7

Big Ten	G	S	Min	Avg	FG	FGA	FG%	3FG	3FGA	3FG%	FT	FTA	FT%	Off	Def	Reb	Avg	Foul	DQ	Ast	Avg	TO	Blk	Stl	Pts	Avg	W	L
2013-14	3	0	8	2.7	0	0	.000	0	0	.000	0	0	.000	0	0	0	0.0	0	0	1	0.3	1	0	1	0	0.0	10	3
Totals	3	0	8	2.7	0	0	.000	0	0	.000	0	0	.000	0	0	0	0.0	0	0	1	0.3	1	0	1	0	0.0	10	3

SEAN LONERGAN | 2013-14 GAME-BY-GAME

OPPONENT	DATE	RESULT	G-S	FG	3FG	FT	O-D	REB	PF	PTS	A	TO	BLK	STL	MIN
UMASS-LOWELL	11/8/2013	W, 69-42	1-0	0-0	0-0	0-0	0-2	2	0	0	0	0	1	0	2
SOUTH CAROLINA ST.	11/12/2013	W, 93-59	1-0	0-1	0-0	0-0	0-0	0	0	0	0	0	0	0	2
at Iowa State	11/17/2013	L, 70-77	DNP												
vs. Long Beach State	11/21/2013	W, 85-61	DNP												
vs. Florida State	11/22/2013	W, 82-80 ot	DNP												
vs. Charlotte	11/24/2013	L, 61-63	DNP												
COPPIN STATE	11/29/2013	W, 87-45	1-0	0-1	0-1	2-2	2-0	2	0	2	0	0	0	0	3
at 10/8 Duke	12/3/2013	L, 69-79	DNP												
HOUSTON BAPTIST	12/7/2013	W, 107-53	1-0	0-1	0-0	0-0	0-0	0	0	0	0	0	0	0	3
1/1 ARIZONA	12/14/2013	L, 70-72	DNP												
vs. Stanford	12/21/2013	W, 68-65	DNP												
HOLY CROSS	12/28/2013	W, 88-66	1-0	1-1	0-0	0-0	0-0	0	0	2	0	0	0	0	1
at Minnesota+	1/2/2014	W, 63-50	DNP												
NORTHWESTERN+	1/5/2014	W, 74-51	1-0	0-0	0-0	0-0	0-0	0	0	0	1	0	0	1	2
at Nebraska+	1/9/2014	W, 71-70	DNP												
PENN STATE+	1/14/2014	W, 80-67	DNP												
at 3/3 Wisconsin+	1/18/2014	W, 77-70	DNP												
10/10 IOWA+	1/22/2014	W, 75-67	DNP												
at 3/3 Michigan State+	1/25/2014	W, 80-75	DNP												
PURDUE+	1/30/2014	W, 75-66	DNP												
at Indiana+	2/2/2014	L, 52-63	DNP												
NEBRASKA+	2/5/2014	W, 79-50	1-0	0-0	0-0	0-0	0-0	0	0	0	0	1	0	0	4
at 17/13 Iowa+	2/8/2014	L, 67-85	1-0	0-0	0-0	0-0	0-0	0	0	0	0	0	0	0	2
at 22/20 Ohio State+	2/11/2014	W, 70-60	DNP												
21/21 WISCONSIN+	2/16/2014	L, 62-75	DNP												
13/14 MSU+	2/23/2014														
at Purdue+	2/26/2014														
MINNESOTA+	3/1/2013														
at Illinois+	3/4/2013														
INDIANA+	3/8/2013														
B1G First	3/13/2014														
B1G Quarterfinal	3/14/2014														
B1G Semifinal	3/15/2014														
B1G Final	3/16/2014														

POINTS

Career: 2 (2x), last: Holy Cross (12/28/13)
2013-14: 2 (2x), last: Holy Cross (12/28/13)

FIELD GOALS

Career: 1, Holy Cross (12/28/13)
2013-14: 1, Holy Cross (12/28/13)

FIELD GOAL ATTEMPTS

Career: 1 (4x), last: Holy Cross (12/28/13)
2013-14: 1 (4x), last: Holy Cross (12/28/13)

3-POINT FIELD GOALS

Career:
2013-14:

3-POINT FIELD GOAL ATTEMPTS

Career: 1, Coppin State (11/29/13)
2013-14: 1, Coppin State (11/29/13)

FREE THROWS

Career: 2, Coppin State (11/29/13)
2013-14: 2, Coppin State (11/29/13)

FREE THROW ATTEMPTS

Career: 2, Coppin State (11/29/13)
2013-14: 2, Coppin State (11/29/13)

REBOUNDS

Career: 2 (2x), last: Coppin State (11/29/13)
2013-14: 2 (2x), last: Coppin State (11/29/13)

ASSISTS

Career: 1, Northwestern (1/5/14)
2013-14: 1, Northwestern (1/5/14)

BLOCKS

Career: 1, UMass-Lowell (11/8/13)
2013-14: 1, UMass-Lowell (11/8/13)

STEALS

Career: 1, Northwestern (1/5/14)
2013-14: 1, Northwestern (1/5/14)

MINUTES

Career: 4, Nebraska (2/5/14)
2013-14: 4, Nebraska (2/5/14)

Player Statistics

M
21



ZAK IRVIN

- > Freshman
- > Guard | 6-6 | 200
- > Fishers, Ind. | Hamilton Southeastern HS
- > College of Literature, Science & the Arts | Undecided major
- > Born September 5, 1994 on Fishers, Ind.

ZAK IRVIN | CAREER STATISTICS

Career	G	S	Min	Avg	FG	FGA	FG%	3FG	3FGA	3FG%	FT	FTA	FT%	Off	Def	Reb	Avg	Foul	DQ	Ast	Avg	TO	Blk	Stl	Pts	Avg	W	L
2013-14	25	0	417	16.7	65	150	.433	45	106	.425	13	18	.722	13	29	42	1.7	25	0	10	0.4	13	2	6	182	7.3	18	7
Totals	25	0	417	16.7	65	150	.433	45	106	.425	13	18	.722	13	29	42	1.7	25	0	10	0.4	13	2	6	182	7.3	18	7

Big Ten	G	S	Min	Avg	FG	FGA	FG%	3FG	3FGA	3FG%	FT	FTA	FT%	Off	Def	Reb	Avg	Foul	DQ	Ast	Avg	TO	Blk	Stl	Pts	Avg	W	L
2013-14	13	0	218	16.8	33	73	.452	23	51	.451	8	10	.800	5	11	16	1.2	10	0	1	0.1	6	1	2	97	7.5	10	3
Totals	13	0	218	16.8	33	73	.452	23	51	.451	8	10	.800	5	11	16	1.2	10	0	1	0.1	6	1	2	97	7.5	10	3

ZAK IRVIN | 2013-14 GAME-BY-GAME

OPPONENT	DATE	RESULT	G-S	FG	3FG	FT	O-D	REB	PF	PTS	A	TO	BLK	STL	MIN
UMASS-LOWELL	11/8/2013	W, 69-42	1-0	3-7	2-4	2-3	0-0	0	1	10	0	0	0	0	17
SOUTH CAROLINA ST.	11/12/2013	W, 93-59	1-0	2-7	1-5	0-0	0-0	0	1	5	1	1	0	0	21
at Iowa State	11/17/2013	L, 70-77	1-0	0-2	0-2	0-0	1-2	3	3	0	0	1	0	0	13
vs. Long Beach State	11/21/2013	W, 85-61	1-0	1-2	1-2	0-0	0-1	1	0	3	1	1	0	1	11
vs. Florida State	11/22/2013	W, 82-80 ot	1-0	1-4	0-2	0-0	0-2	2	0	2	0	0	0	0	13
vs. Charlotte	11/24/2013	L, 61-63	1-0	3-14	2-7	0-0	4-2	6	1	8	2	1	0	1	26
COPPIN STATE	11/29/2013	W, 87-45	1-0	9-13	6-10	0-0	1-4	5	2	24	3	0	0	0	26
at 10/8 Duke	12/3/2013	L, 69-79	1-0	2-5	1-3	0-0	0-1	1	2	5	1	0	0	0	14
HOUSTON BAPTIST	12/7/2013	W, 107-53	1-0	5-7	3-5	1-2	0-1	1	0	14	1	0	0	1	20
1/1 ARIZONA	12/14/2013	L, 70-72	1-0	0-1	0-1	0-0	0-0	0	2	0	0	0	0	0	6
vs. Stanford	12/21/2013	W, 68-65	1-0	4-9	4-8	0-0	2-4	6	2	12	0	1	0	0	18
HOLY CROSS	12/28/2013	W, 88-66	1-0	2-6	2-6	2-3	0-1	1	1	8	0	2	1	1	14
at Minnesota+	1/2/2014	W, 63-60	1-0	5-8	5-8	0-0	1-2	3	2	15	0	0	1	0	27
NORTHWESTERN+	1/5/2014	W, 74-51	1-0	2-4	1-3	0-0	0-0	0	5	1	0	0	0	1	16
at Nebraska+	1/9/2014	W, 71-70	1-0	0-3	0-3	0-0	0-0	0	1	0	0	0	0	0	11
PENN STATE+	1/14/2014	W, 80-67	1-0	0-1	0-1	0-0	0-0	0	1	0	0	1	0	0	9
at 3/3 Wisconsin+	1/18/2014	W, 77-70	1-0	1-2	0-0	0-0	0-0	0	0	2	0	0	0	0	14
10/10 IOWA+	1/22/2014	W, 75-67	1-0	4-9	3-7	0-0	1-1	2	1	11	0	0	0	0	16
at 3/3 Michigan State+	1/25/2014	W, 80-75	1-0	1-5	1-3	0-0	0-1	1	1	3	0	1	0	0	17
PURDUE+	1/30/2014	W, 75-66	1-0	1-2	1-1	0-0	0-1	1	0	3	0	2	0	0	12
at Indiana+	2/2/2014	L, 52-63	1-0	3-6	1-3	0-0	1-0	1	0	7	0	0	0	0	17
NEBRASKA+	2/5/2014	W, 79-50	1-0	6-11	4-9	0-0	2-1	3	1	16	0	0	0	0	19
at 17/13 Iowa+	2/8/2014	L, 67-85	1-0	7-12	4-6	1-2	0-2	2	0	19	0	0	0	1	22
at 22/20 Ohio State+	2/11/2014	W, 70-60	1-0	2-3	2-2	4-5	0-3	3	2	10	0	2	0	0	20
21/21 WISCONSIN+	2/16/2014	L, 62-75	1-0	1-7	1-5	3-3	0-0	0	1	6	0	0	0	0	18
13/14 MSU+	2/23/2014														
at Purdue+	2/26/2014														
MINNESOTA+	3/1/2013														
at Illinois+	3/4/2013														
INDIANA+	3/8/2013														
B1G First	3/13/2014														
B1G Quarterfinal	3/14/2014														
B1G Semifinal	3/15/2014														
B1G Final	3/16/2014														

POINTS

Career: 24, Coppin State (11/29/13)
2013-14: 24, Coppin State (11/29/13)

FIELD GOALS

Career: 9, Coppin State (11/29/13)
2013-14: 9, Coppin State (11/29/13)

FIELD GOAL ATTEMPTS

Career: 14, vs. Charlotte (11/24/13)
2013-14: 14, vs. Charlotte (11/24/13)

3-POINT FIELD GOALS

Career: 6, Coppin State (11/29/13)
2013-14: 6, Coppin State (11/29/13)

3-POINT FIELD GOAL ATTEMPTS

Career: 10, Coppin State (11/29/13)
2013-14: 10, Coppin State (11/29/13)

FREE THROWS

Career: 4, at Ohio State (2/11/14)
2013-14: 4, at Ohio State (2/11/14)

FREE THROW ATTEMPTS

Career: 5, at Ohio State (2/11/14)
2013-14: 5, at Ohio State (2/11/14)

REBOUNDS

Career: 6 (2x), last: vs. Stanford (12/21/13)
2013-14: 6 (2x), last: vs. Stanford (12/21/13)

ASSISTS

Career: 3, Coppin State (11/29/13)
2013-14: 3, Coppin State (11/29/13)

BLOCKS

Career: 1 (2x), last: at Minnesota (1/2/14)
2013-14: 1 (2x), last: at Minnesota (1/2/14)

STEALS


Career: 1 (6x), last: at Iowa (2/8/14)
2013-14: 1 (6x), last: at Iowa (2/8/14)

MINUTES

Career: 27, at Minnesota (1/2/14)
2013-14: 27, at Minnesota (1/2/14)

Player Statistics

M
23



CARIS LEVERT

- > Sophomore
- > Guard | 6-5 | 185
- > Pickerington, Ohio | Central High School
- > College of Literature, Science & the Arts | Undecided major
- > Born August 25, 1994 in Columbus, Ohio

CARIS LEVERT | CAREER STATISTICS

Career	G	S	Min	Avg	FG	FGA	FG%	3FG	3FGA	3FG%	FT	FTA	FT%	Off	Def	Reb	Avg	Foul	DQ	Ast	Avg	TO	Blk	Stl	Pts	Avg	W	L
2012-13	33	1	356	10.8	28	89	.315	13	43	.302	7	14	.500	6	30	36	1.1	39	0	25	0.8	10	2	6	76	2.3	31	8
2013-14	25	25	840	33.6	109	245	.445	39	97	.402	67	82	.817	9	103	112	4.5	40	0	67	2.7	42	9	29	324	13.0	18	7
Totals	58	26	1196	20.6	137	334	.410	52	140	.371	74	96	.771	15	133	148	2.6	79	0	92	1.6	52	11	35	400	6.9	49	15

Big Ten	G	S	Min	Avg	FG	FGA	FG%	3FG	3FGA	3FG%	FT	FTA	FT%	Off	Def	Reb	Avg	Foul	DQ	Ast	Avg	TO	Blk	Stl	Pts	Avg	W	L
2012-13	18	0	196	10.9	16	51	.314	7	25	.280	7	12	.583	1	18	19	1.1	25	0	7	0.4	5	0	5	46	2.6	12	6
2013-14	13	13	451	34.7	54	127	.425	21	48	.438	38	44	.864	8	55	63	4.8	23	0	36	2.8	28	3	17	167	12.8	10	3
Totals	31	13	647	20.9	70	178	.393	28	73	.384	45	56	.804	9	73	82	2.6	48	0	43	1.4	33	3	22	213	6.9	22	9

CARIS LEVERT | 2013-14 GAME-BY-GAME

OPPONENT	DATE	RESULT	G-S	FG	3FG	FT	O-D	REB	PF	PTS	A	TO	BLK	STL	MIN
UMASS-LOWELL	11/8/2013	W, 69-42	1-1	6-11	1-3	4-5	0-5	5	1	17	1	1	0	2	35
SOUTH CAROLINA ST.	11/12/2013	W, 93-59	1-1	7-11	6-7	4-4	0-3	3	1	24	4	0	2	1	31
at Iowa State	11/17/2013	L, 70-77	1-1	2-9	1-5	0-0	0-6	6	2	5	2	1	0	0	37
vs. Long Beach State	11/21/2013	W, 85-61	1-1	8-13	4-7	0-1	0-5	5	2	20	4	0	0	0	34
vs. Florida State	11/22/2013	W, 82-80 ot	1-1	2-6	1-5	0-0	0-8	8	3	5	5	2	0	2	39
vs. Charlotte	11/24/2013	L, 61-63	1-1	4-8	1-5	2-5	0-3	3	2	11	1	1	0	0	22
COPPIN STATE	11/29/2013	W, 87-45	1-1	5-10	0-3	5-5	1-3	4	1	15	2	1	0	1	32
at 10/8 Duke	12/3/2013	L, 69-79	1-1	8-18	1-3	7-7	0-4	4	1	24	2	1	0	0	36
HOUSTON BAPTIST	12/7/2013	W, 107-53	1-1	1-4	0-2	2-2	0-0	0	2	4	1	1	1	2	26
1/1 ARIZONA	12/14/2013	L, 70-72	1-1	6-15	2-5	1-1	0-0	0	2	15	2	2	1	1	38
vs. Stanford	12/21/2013	W, 68-65	1-1	0-7	0-3	1-4	0-4	4	1	1	5	3	1	2	30
HOLY CROSS	12/28/2013	W, 88-66	1-1	6-8	1-1	3-4	0-7	7	2	16	2	1	1	1	29
at Minnesota+	1/2/2014	W, 63-60	1-1	2-7	0-0	0-0	1-1	2	3	4	3	4	0	3	31
NORTHWESTERN+	1/5/2014	W, 74-51	1-1	1-5	1-3	4-4	0-2	2	1	7	2	0	0	0	30
at Nebraska+	1/9/2014	W, 71-70	1-1	5-8	0-2	0-0	0-3	3	1	10	5	3	0	0	33
PENN STATE+	1/14/2014	W, 80-67	1-1	2-6	1-4	1-1	1-1	2	3	6	5	1	0	2	32
at 3/3 Wisconsin+	1/18/2014	W, 77-70	1-1	7-15	3-3	3-3	1-6	7	2	20	4	4	0	4	38
10/10 IOWA+	1/22/2014	W, 75-67	1-1	2-9	0-3	1-2	1-1	2	2	5	1	3	0	2	34
at 3/3 Michigan State+	1/25/2014	W, 80-75	1-1	4-10	3-5	6-7	0-8	8	1	17	3	3	0	0	39
PURDUE+	1/30/2014	W, 75-66	1-1	5-11	1-2	3-4	2-9	11	1	14	2	4	2	3	37
at Indiana+	2/2/2014	L, 52-63	1-1	5-13	1-4	1-1	0-3	3	1	12	3	2	0	2	35
NEBRASKA+	2/5/2014	W, 79-50	1-1	5-7	3-4	3-3	0-7	7	2	16	5	1	0	0	28
at 17/13 Iowa+	2/8/2014	L, 67-85	1-1	6-12	2-6	8-11	0-5	5	3	22	1	1	1	0	37
at 22/20 Ohio State+	2/11/2014	W, 70-60	1-1	3-11	1-6	2-2	2-3	5	0	9	2	0	0	1	38
21/21 WISCONSIN+	2/16/2014	L, 62-75	1-1	7-13	5-6	6-6	0-6	6	3	25	0	2	0	0	39
13/14 MSU+	2/23/2014														
at Purdue+	2/26/2014														
MINNESOTA+	3/1/2013														
at Illinois+	3/4/2013														
INDIANA+	3/8/2013														
B1G First	3/13/2014														
B1G Quarterfinal	3/14/2014														
B1G Semifinal	3/15/2014														
B1G Final	3/16/2014														

POINTS

Career: 25, Wisconsin (2/16/14)
2013-14: 25, Wisconsin (2/16/14)

FIELD GOALS

Career: 8 (2x), last: at Duke (12/3/13)
2013-14: 8 (2x), last: at Duke (12/3/13)

FIELD GOAL ATTEMPTS

Career: 18, at Duke (12/3/13)
2013-14: 18, at Duke (12/3/13)

3-POINT FIELD GOALS

Career: 6, S.C. State (11/12/13)
2013-14: 6, S.C. State (11/12/13)

3-POINT FIELD GOAL ATTEMPTS

Career: 7 (2x), last: LBSU (11/21/13)
2013-14: 7 (2x), last: LBSU (11/21/13)

FREE THROWS

Career: 8, at Iowa (2/8/14)
2013-14: 8, at Iowa (2/8/14)

FREE THROW ATTEMPTS

Career: 11, at Iowa (2/8/14)
2013-14: 11, at Iowa (2/8/14)

REBOUNDS

Career: 11, Purdue (1/30/14)
2013-14: 11, Purdue (1/30/14)

ASSISTS

Career: 5 (6x), last: Nebraska (2/5/14)
2013-14: 5 (4x), last: Nebraska (2/5/14)

BLOCKS

Career: 2 (2x), last: Purdue (1/30/14)
2013-14: 2 (2x), last: Purdue (1/30/14)

STEALS


Career: 4, at Wisconsin (1/18/14)
2013-14: 4, at Wisconsin (1/18/14)

MINUTES

Career: 39 (3x), last: Wisconsin (2/16/14)
2013-14: 39 (3x), last: Wisconsin (2/16/14)

Player Statistics

M
34



MARK DONNAL

- > Freshman
- > Forward | 6-9 | 230
- > Monclova, Ohio | Anthony Wayne HS
- > College of Literature, Science & the Arts | Undecided major
- > Born May 5, 1995 in Toledo, Ohio

MARK DONNAL | CAREER STATISTICS

Career	G	S	Min	Avg	FG	FGA	FG%	3FG	3FGA	3FG%	FT	FTA	FT%	Off	Def	Reb	Avg	Foul	DQ	Ast	Avg	TO	Blk	Stl	Pts	Avg	W	L
2013-14	0	0	0	0.0	0	0	.000	0	0	.000	0	0	.000	0	0	0	0.0	0	0	0	0.0	0	0	0	0	0.0	18	7
Totals	0	0	0	0.0	0	0	.000	0	0	.000	0	0	.000	0	0	0	0.0	0	0	0	0.0	0	0	0	0	0.0	18	7

Big Ten	G	S	Min	Avg	FG	FGA	FG%	3FG	3FGA	3FG%	FT	FTA	FT%	Off	Def	Reb	Avg	Foul	DQ	Ast	Avg	TO	Blk	Stl	Pts	Avg	W	L
2013-14	0	0	0	0.0	0	0	.000	0	0	.000	0	0	.000	0	0	0	0.0	0	0	0	0.0	0	0	0	0	0.0	10	3
Totals	0	0	0	0.0	0	0	.000	0	0	.000	0	0	.000	0	0	0	0.0	0	0	0	0.0	0	0	0	0	0.0	10	3

MARK DONNAL | 2013-14 GAME-BY-GAME

OPPONENT	DATE	RESULT	G-S	FG	3FG	FT	O-D	REB	PF	PTS	A	TO	BLK	STL	MIN
UMASS-LOWELL	11/8/2013	W, 69-42	DNP												
SOUTH CAROLINA ST.	11/12/2013	W, 93-59	DNP												
at Iowa State	11/17/2013	L, 70-77	DNP												
vs. Long Beach State	11/21/2013	W, 85-61	DNP												
vs. Florida State	11/22/2013	W, 82-80 ot	DNP												
vs. Charlotte	11/24/2013	L, 61-63	DNP												
COPPIN STATE	11/29/2013	W, 87-45	DNP												
at 10/8 Duke	12/3/2013	L, 69-79	DNP												
HOUSTON BAPTIST	12/7/2013	W, 107-53	DNP												
1/1 ARIZONA	12/14/2013	L, 70-72	DNP												
vs. Stanford	12/21/2013	W, 68-65	DNP												
HOLY CROSS	12/28/2013	W, 88-66	DNP												
at Minnesota+	1/2/2014	W, 63-60	DNP												
NORTHWESTERN+	1/5/2014	W, 74-51	DNP												
at Nebraska+	1/9/2014	W, 71-70	DNP												
PENN STATE+	1/14/2014	W, 80-67	DNP												
at 3/3 Wisconsin+	1/18/2014	W, 77-70	DNP												
10/10 IOWA+	1/22/2014	W, 75-67	DNP												
at 3/3 Michigan State+	1/25/2014	W, 80-75	DNP												
PURDUE+	1/30/2014	W, 75-66	DNP												
at Indiana+	2/2/2014	L, 52-63	DNP												
NEBRASKA+	2/5/2014	W, 79-50	DNP												
at 17/13 Iowa+	2/8/2014	L, 67-85	DNP												
at 22/20 Ohio State+	2/11/2014	W, 70-60	DNP												
21/21 WISCONSIN+	2/16/2014	L, 62-75	DNP												
13/14 MSU+	2/23/2014														
at Purdue+	2/26/2014														
MINNESOTA+	3/1/2013														
at Illinois+	3/4/2013														
INDIANA+	3/8/2013														
B1G First	3/13/2014														
B1G Quarterfinal	3/14/2014														
B1G Semifinal	3/15/2014														
B1G Final	3/16/2014														

POINTS

Career:

2013-14:

FIELD GOALS

Career:

2013-14:

FIELD GOAL ATTEMPTS

Career:

2013-14:

3-POINT FIELD GOALS

Career:

2013-14:

3-POINT FIELD GOAL ATTEMPTS

Career:

2013-14:

FREE THROWS

Career:

2013-14:

FREE THROW ATTEMPTS

Career:

2013-14:

REBOUNDS

Career:

2013-14:

ASSISTS

Career:

2013-14:

BLOCKS

Career:

2013-14:

STEALS

Career:

2013-14:

MINUTES


Career:

2013-14:

Player Statistics

M

44



MAX BIELFELDT

- > Redshirt-Sophomore
- > Forward | 6-7 | 245
- > Peoria, Ill. | Peoria Notre Dame HS
- > College of Literature, Science & the Arts | Undecided major
- > Born June 7, 1993 in Peoria, Ill.

MAX BIELFELDT | CAREER STATISTICS

Career	G	S	Min	Avg	FG	FGA	FG%	3FG	3FGA	3FG%	FT	FTA	FT%	Off	Def	Reb	Avg	Foul	DQ	Ast	Avg	TO	Blk	Stl	Pts	Avg	W	L
2011-12 (RS)	0	0	0	0.0	0	0	.000	0	0	.000	0	0	.000	0	0	0	0.0	0	0	0	0.0	0	0	0	0	0.0	24	10
2012-13	20	0	106	5.3	9	20	.450	0	2	.000	5	12	.417	15	16	31	1.6	8	0	3	0.2	3	1	3	23	1.2	31	8
2013-14	14	0	64	4.6	6	18	.333	3	7	.429	0	1	.000	5	9	14	1.0	12	0	0	0.0	2	1	2	15	1.1	18	7
Totals	34	0	170	5.0	15	38	.395	3	9	.333	5	13	.385	20	25	45	1.3	20	0	3	0.1	5	2	5	38	1.1	73	25

Big Ten	G	S	Min	Avg	FG	FGA	FG%	3FG	3FGA	3FG%	FT	FTA	FT%	Off	Def	Reb	Avg	Foul	DQ	Ast	Avg	TO	Blk	Stl	Pts	Avg	W	L
2011-12 (RS)	0	0	0	0.0	0	0	.000	0	0	.000	0	0	.000	0	0	0	0.0	0	0	0	0.0	0	0	0	0	0.0	13	5
2012-13	10	0	60	6.0	4	9	.444	0	0	.000	5	10	.500	7	5	12	1.2	6	0	1	0.1	1	0	2	13	1.3	12	6
2013-14	6	0	17	2.8	2	6	.333	2	4	.500	0	0	.000	0	3	3	0.5	2	0	0	0.0	0	0	0	6	1.0	10	3
Totals	16	0	77	4.8	6	15	.400	2	4	.500	5	10	.500	7	8	15	0.9	8	0	1	0.1	1	0	2	19	1.2	35	14

MAX BIELFELDT | 2013-14 GAME-BY-GAME

OPPONENT	DATE	RESULT	G-S	FG	3FG	FT	O-D	REB	PF	PTS	A	TO	BLK	STL	MIN
UMASS-LOWELL	11/8/2013	W, 69-42	1-0	0-3	0-1	0-0	2-0	2	0	0	0	1	0	0	6
SOUTH CAROLINA ST.	11/12/2013	W, 93-59	1-0	1-2	1-1	0-0	1-0	1	2	3	0	0	0	1	4
at Iowa State	11/17/2013	L, 70-77	DNP												
vs. Long Beach State	11/21/2013	W, 85-61	1-0	1-2	0-1	0-0	0-1	1	0	2	0	0	1	0	5
vs. Florida State	11/22/2013	W, 82-80 ot	DNP												
vs. Charlotte	11/24/2013	L, 61-63	1-0	0-2	0-0	0-0	1-1	2	0	0	0	1	0	1	5
COPPIN STATE	11/29/2013	W, 87-45	1-0	0-0	0-0	0-0	0-2	2	1	0	0	0	0	0	7
at 10/8 Duke	12/3/2013	L, 69-79	DNP												
HOUSTON BAPTIST	12/7/2013	W, 107-53	1-0	2-2	0-0	0-0	0-0	0	2	4	0	0	0	0	6
1/1 ARIZONA	12/14/2013	L, 70-72	DNP												
vs. Stanford	12/21/2013	W, 68-65	1-0	0-1	0-0	0-1	1-2	3	4	0	0	0	0	0	12
HOLY CROSS	12/28/2013	W, 88-66	1-0	0-0	0-0	0-0	0-0	0	1	0	0	0	0	0	2
at Minnesota+	1/2/2014	W, 63-60	1-0	0-1	0-1	0-0	0-0	0	0	0	0	0	0	0	1
NORTHWESTERN+	1/5/2014	W, 74-51	1-0	1-1	1-1	0-0	0-0	0	0	3	0	0	0	0	2
at Nebraska+	1/9/2014	W, 71-70	DNP												
PENN STATE+	1/14/2014	W, 80-67	DNP												
at 3/3 Wisconsin+	1/18/2014	W, 77-70	1-0	0-0	0-0	0-0	0-1	1	0	0	0	0	0	0	1
10/10 IOWA+	1/22/2014	W, 75-67	DNP												
at 3/3 Michigan State+	1/25/2014	W, 80-75	1-0	0-0	0-0	0-0	0-2	2	0	0	0	0	0	0	4
PURDUE+	1/30/2014	W, 75-66	DNP												
at Indiana+	2/2/2014	L, 52-63	DNP												
NEBRASKA+	2/5/2014	W, 79-50	1-0	0-3	0-1	0-0	0-0	0	1	0	0	0	0	0	4
at 17/13 Iowa+	2/8/2014	L, 67-85	1-0	1-1	1-1	0-0	0-0	0	1	3	0	0	0	0	5
at 22/20 Ohio State+	2/11/2014	W, 70-60	DNP												
21/21 WISCONSIN+	2/16/2014	L, 62-75	DNP												
13/14 MSU+	2/23/2014														
at Purdue+	2/26/2014														
MINNESOTA+	3/1/2013														
at Illinois+	3/4/2013														
INDIANA+	3/8/2013														
B1G First	3/13/2014														
B1G Quarterfinal	3/14/2014														
B1G Semifinal	3/15/2014														
B1G Final	3/16/2014														

POINTS

Career: 4 (3x), last: HBU (12/7/13)
2013-14: 4, Houston Baptist (12/7/13)

FIELD GOALS

Career: 2, Houston Baptist (12/7/13)
2013-14: 2, Houston Baptist (12/7/13)

FIELD GOAL ATTEMPTS

Career: 3 (4x), last: Nebraska (2/5/14)
2013-14: 3 (2x), last: Nebraska (2/5/14)

3-POINT FIELD GOALS

Career: 1 (3x), last: at Iowa (2/8/14)
2013-14: 1 (3x), last: at Iowa (2/8/14)

3-POINT FIELD GOAL ATTEMPTS

Career: 1 (9x), last: at Iowa (2/8/14)
2013-14: 1 (7x), last: at Iowa (2/8/14)

FREE THROWS

Career: 2 (2x), last: at Illinois (1/27/13)
2013-14:

FREE THROW ATTEMPTS

Career: 4 (2x), last: at Illinois (1/27/13)
2013-14: 1, vs. Stanford (12/21/13)

REBOUNDS

Career: 6, IUPUI (11/12/12)
2013-14: 3, vs. Stanford (12/21/13)

ASSISTS

Career: 2, Eastern Michigan (12/20/12)
2013-14:

BLOCKS

Career: 1 (2x), last: LBSU (11/21/13)
2013-14: 1, Long Beach State (11/21/13)

STEALS

Career: 1 (5x), last: vs. Charlotte (11/24/13)
2013-14: 1 (2x), last: vs. Charlotte (11/24/13)

MINUTES

Career: 18, at Wisconsin (2/9/13)
2013-14: 12, vs. Stanford (12/21/13)

Player Statistics

M
52



JORDAN MORGAN

TEAM CAPTAIN

- > Fifth-Year Senior
- > Forward | 6-8 | 250
- > Detroit, Mich. | University of Detroit Jesuit High School & Academy
- > Graduate School | College of Engineering | Manufacturing Engineering masters
- > Born September 15, 1991 in Scott Air Force Base, Ill.

JORDAN MORGAN | CAREER STATISTICS | NOTE: REDSHIRTED 2009-10 SEASON (15-17)

Career	G	S	Min	Avg	FG	FGA	FG%	3FG	3FGA	3FG%	FT	FTA	FT%	Off	Def	Reb	Avg	Foul	DQ	Ast	Avg	TO	Blk	Stl	Pts	Avg	W	L
2010-11	35	35	841	24.0	141	225	.627	0	0	.000	41	73	.562	73	115	188	5.4	111	2	18	0.5	53	19	21	323	9.2	21	14
2011-12	34	33	831	24.4	109	176	.619	0	0	.000	31	61	.508	75	116	191	5.6	80	0	11	0.3	53	9	22	249	7.3	24	10
2012-13	36	27	573	15.9	71	123	.577	0	0	.000	24	43	.558	62	92	154	4.3	50	1	13	0.4	33	3	15	166	4.6	31	8
2013-14	25	15	429	17.2	51	75	.680	0	0	.000	21	32	.656	44	62	106	4.2	59	2	11	0.4	19	11	7	123	4.9	18	7
Totals	130	110	2674	20.6	372	599	.621	0	0	.000	117	209	.560	254	385	639	4.9	300	5	53	0.4	158	42	65	861	6.6	109	56

Big Ten	G	S	Min	Avg	FG	FGA	FG%	3FG	3FGA	3FG%	FT	FTA	FT%	Off	Def	Reb	Avg	Foul	DQ	Ast	Avg	TO	Blk	Stl	Pts	Avg	W	L
2010-11	18	18	459	25.5	76	115	.661	0	0	.000	19	37	.514	24	63	87	4.8	59	1	5	0.3	27	13	6	171	9.5	9	9
2011-12	18	18	473	26.3	55	94	.585	0	0	.000	12	26	.462	40	73	113	6.3	47	0	9	0.5	26	3	14	122	6.8	13	5
2012-13	16	12	249	15.6	28	47	.596	0	0	.000	7	18	.389	32	46	78	4.9	26	1	6	0.4	15	0	6	63	3.9	12	6
2013-14	13	13	289	22.2	34	46	.739	0	0	.000	15	23	.652	27	43	70	5.4	36	1	7	0.5	12	8	3	83	6.4	10	3
Totals	65	61	1470	22.6	193	302	.639	0	0	.000	53	104	.510	123	225	348	5.4	168	3	27	0.4	80	24	29	439	6.8	51	34

JORDAN MORGAN | 2013-14 GAME-BY-GAME

OPPONENT	DATE	RESULT	G-S	FG	3FG	FT	O-D	REB	PF	PTS	A	TO	BLK	STL	MIN
UMASS-LOWELL	11/8/2013	W, 69-42	1-0	1-2	0-0	0-0	1-2	3	2	2	0	1	0	1	12
SOUTH CAROLINA ST.	11/12/2013	W, 93-59	1-0	2-2	0-0	0-0	1-5	6	1	4	2	1	2	1	15
at Iowa State	11/17/2013	L, 70-77	1-0	0-0	0-0	0-0	0-0	0	2	0	0	1	0	0	4
vs. Long Beach State	11/21/2013	W, 85-61	1-0	1-2	0-0	1-1	0-2	2	3	3	0	1	0	0	10
vs. Florida State	11/22/2013	W, 82-80 ot	1-0	0-1	0-0	0-0	0-0	0	0	0	0	0	0	0	2
vs. Charlotte	11/24/2013	L, 61-63	1-0	1-5	0-0	2-2	5-4	9	3	4	0	1	0	1	13
COPPIN STATE	11/29/2013	W, 87-45	1-1	3-5	0-0	0-0	5-0	5	2	6	0	1	1	0	16
at 10/8 Duke	12/3/2013	L, 69-79	1-0	1-2	0-0	1-1	0-0	0	2	3	0	0	0	0	10
HOUSTON BAPTIST	12/7/2013	W, 107-53	1-0	2-2	0-0	0-2	0-1	1	0	4	0	1	0	0	9
1/1 ARIZONA	12/14/2013	L, 70-72	1-0	0-0	0-0	0-0	0-0	0	1	0	0	0	0	0	3
vs. Stanford	12/21/2013	W, 68-65	1-0	3-5	0-0	2-2	2-3	5	5	8	1	0	0	1	24
HOLY CROSS	12/28/2013	W, 88-66	1-1	3-3	0-0	0-1	3-2	5	2	6	1	0	0	0	22
at Minnesota+	1/2/2014	W, 63-60	1-1	1-2	0-0	1-2	1-1	2	3	3	0	0	0	0	9
NORTHWESTERN+	1/5/2014	W, 74-51	1-1	3-3	0-0	2-2	2-6	8	2	8	1	3	0	1	18
at Nebraska+	1/9/2014	W, 71-70	1-1	7-9	0-0	1-2	2-2	4	3	15	1	0	0	0	27
PENN STATE+	1/14/2014	W, 80-67	1-1	3-3	0-0	2-2	0-2	2	2	8	1	1	1	0	22
at 3/3 Wisconsin+	1/18/2014	W, 77-70	1-1	3-3	0-0	0-0	1-7	8	4	6	1	1	3	0	21
10/10 IOWA+	1/22/2014	W, 75-67	1-1	5-6	0-0	2-3	2-5	7	2	12	0	2	1	1	32
at 3/3 Michigan State+	1/25/2014	W, 80-75	1-1	1-2	0-0	2-2	4-1	5	5	4	0	0	0	0	19
PURDUE+	1/30/2014	W, 75-66	1-1	4-6	0-0	3-4	1-5	6	4	11	0	3	1	1	27
at Indiana+	2/2/2014	L, 52-63	1-1	2-3	0-0	1-5	5-5	10	4	5	0	0	2	0	31
NEBRASKA+	2/5/2014	W, 79-50	1-1	0-0	0-0	0-0	0-4	4	1	0	1	1	0	0	20
at 17/13 Iowa+	2/8/2014	L, 67-85	1-1	0-2	0-0	0-0	1-0	1	0	0	0	0	0	0	15
at 22/20 Ohio State+	2/11/2014	W, 70-60	1-1	3-4	0-0	0-0	6-2	8	4	6	0	1	0	0	19
21/21 WISCONSIN+	2/16/2014	L, 62-75	1-1	2-3	0-0	1-1	2-3	5	2	5	2	0	0	0	29
13/14 MSU+	2/23/2014														
at Purdue+	2/26/2014														
MINNESOTA+	3/1/2013														
at Illinois+	3/4/2013														
INDIANA+	3/8/2013														
B1G First	3/13/2014														
B1G Quarterfinal	3/14/2014														
B1G Semifinal	3/15/2014														
B1G Final	3/16/2014														

POINTS

Career: 27, Northwestern (2/9/11)
2013-14: 15, at Nebraska (1/9/14)

FIELD GOALS

Career: 11, Northwestern (2/9/11)
2013-14: 7, at Nebraska (1/9/14)

FIELD GOAL ATTEMPTS

Career: 15, Concordia (12/6/10)
2013-14: 9, at Nebraska (1/9/14)

3-POINT FIELD GOALS

Career: none
2013-14: none

3-POINT FIELD GOAL ATTEMPTS

Career: none
2013-14: none

FREE THROWS

Career: 6, at Iowa (2/19/11)
2013-14: 3, Purdue (1/30/14)

FREE THROW ATTEMPTS

Career: 9, at Iowa (2/19/11)
2013-14: 5, at Indiana (2/2/14)

REBOUNDS

Career: 13, at Northwestern (1/3/13)
2013-14: 10, at Indiana (2/2/14)

ASSISTS

Career: 3, Harvard (12/4/10)
2013-14: 2 (2x), last: Wisconsin (2/16/14)

BLOCKS

Career: 3 (3x), last: at Wisconsin (1/18/14)
2013-14: 3, at Wisconsin (1/18/14)

STEALS

Career: 3 (2x), last: Michigan State (3/3/13)
2013-14: 1 (7x), last: Purdue (1/30/14)

MINUTES

Career: 35 (2x), last: vs. Minnesota (3/9/12)
2013-14: 32, Iowa (1/22/14)

2013-14 Schedule & Results

Overall: 18-7 Home: 10-2 Road: 5-4 Neutral: 3-1
Big Ten: 10-3 Home: 5-1 Road: 5-2 Neutral: 0-0

Preseason			Michigan	Opponent	Michigan	Opponent	Michigan	
Date	Opponent	Result	High Scorer	High Scorer	High Rebounder	High Rebounder	High Assists	Attendance
Oct. 29	CONCORDIA (EXH)	W, 117-44	G. Robinson III (33)	T. Smith (10)	J. Horford (12)	J. Remstad (7)	C. LeVert (10)	12,707 [^]
Nov. 4	WAYNE STATE (EXH)	W, 79-60	N. Stauskas (17)	B. Coleman (25)	J. Horford (9)	B. Coleman (9)	two with (4)	11,898

Regular Season			Michigan	Opponent	Michigan	Opponent	Michigan	
Date	Opponent	Result	High Scorer	High Scorer	High Rebounder	High Rebounder	High Assists	Attendance
Nov. 8	UMASS-LOWELL	W, 69-42	C. LeVert (17)	A. Williams (16)	J. Horford (12)	A. Williams (7)	two with (4)	12,707 [^]
Nov. 12	S.C. STATE	W, 93-59	C. LeVert (24)	J. Smith (19)	J. Horford (15)	three with (4)	N. Stauskas (5)	12,707 [^]
Nov. 17	at Iowa State	L, 70-77	N. Stauskas (20)	M. Ejim (22)	G. Robinson III (7)	D. Hogue (10)	N. Stauskas (6)	14,384 [^]
Nov. 21	vs. Long Beach State ¹	W, 85-61	N. Stauskas (24)	two with (12)	D. Walton Jr. (7)	D. Jennings (8)	two with (4)	4,952
Nov. 22	vs. Florida State ¹	W, 82-80 ot	N. Stauskas (26)	I. Miller (19)	M. McGary (12)	O. White (12)	D. Walton Jr. (6)	5,835
Nov. 24	vs. Charlotte ¹	L, 61-63	N. Stauskas (20)	D. Ingram (12)	two with (9)	W. Clayton (15)	S. Albrecht (4)	7,642
Nov. 29	COPPIN STATE	W, 87-45	Z. Irvin (24)	D. Gary (11)	M. McGary (8)	two with (4)	D. Walton Jr. (7)	12,707 [^]
Dec. 3	at 10/8 Duke ²	L, 69-79	C. LeVert (24)	Q. Cook (24)	M. McGary (14)	two with (6)	N. Stauskas (4)	9,314 [^]
Dec. 7	HOUSTON BAPTIST	W, 107-53	N. Stauskas (25)	two with (10)	M. McGary (9)	C. Stetler (5)	two with (6)	12,579
Dec. 14	1/1 ARIZONA	L, 70-72	G. Robinson III (20)	B. Ashley (18)	N. Stauskas (6)	K. Tarczewski (9)	Albrecht (4)	12,707 [^]
Dec. 21	vs. Stanford ³	W, 68-65	N. Stauskas (19)	C. Randle (18)	two with (6)	J. Huestis (10)	C. LeVert (5)	11,039
Dec. 28	HOLY CROSS	W, 88-66	G. Robinson III (23)	D. Dudzinski (17)	C. LeVert (7)	D. Dudzinski (6)	two with (4)	12,707 [^]
Jan. 2	at Minnesota+	W, 63-60	Z. Irvin (15)	two with (12)	J. Horford (9)	E. Eliason (10)	N. Stauskas (7)	12,225
Jan. 5	NORTHWESTERN+	W, 74-51	N. Stauskas (18)	D. Crawford (17)	two with (8)	S. Lumpkin (7)	two with (4)	12,707 [^]
Jan. 9	at Nebraska+	W, 71-70	G. Robinson III (19)	T. Petteway (16)	two with (4)	L. Smith (6)	C. LeVert (5)	15,012
Jan. 14	PENN STATE+	W, 80-67	N. Stauskas (21)	two with (17)	J. Horford (7)	D. Jack (6)	two with (5)	12,707 [^]
Jan. 18	at 3/3 Wisconsin+	W, 77-70	N. Stauskas (23)	J. Gasser (16)	J. Morgan (8)	S. Dekker (10)	two with (4)	17,249 [^]
Jan. 22	10/10 IOWA+	W, 75-67	N. Stauskas (26)	two with (17)	G. Robinson III (9)	A. White (7)	S. Albrecht (7)	12,707 [^]
Jan. 25	at 3/3 Michigan State+ ⁴	W, 80-75	two with (19)	G. Harris (27)	C. LeVert (8)	M. Costello (8)	two with (4)	14,797 [^]
Jan. 30	PURDUE+	W, 75-66	N. Stauskas (16)	A.J. Hammons (16)	C. LeVert (11)	A.J. Hammons (8)	two with (3)	12,707 [^]
Feb. 2	at Indiana+	L, 52-63	D. Walton Jr. (13)	Y. Ferrell (27)	J. Morgan (10)	N. Vonleh (12)	C. LeVert (2)	17,472 [^]
Feb. 5	NEBRASKA+	W, 79-50	G. Robinson III (23)	S. Shields (13)	C. LeVert (7)	two with (4)	N. Stauskas (8)	12,707 [^]
Feb. 8	at 17/13 Iowa+	L, 67-85	C. LeVert (22)	R. Marble 26)	J. Horford (7)	M. Basabe (10)	D. Walton Jr. (6)	15,400 [^]
Feb. 11	at 22/20 Ohio State+	W, 70-60	N. Stauskas (15)	L. Ross (24)	D. Walton Jr. (10)	two with (7)	D. Walton Jr. (6)	18,809 [^]
Feb. 16	21/21 WISCONSIN+	L, 62-75	C. LeVert (25)	F. Kaminsky (25)	two with (6)	F. Kaminsky (11)	two with (2)	12,707 [^]
Feb. 23	13/14 MICHIGAN STATE+							
Feb. 26	at Purdue+							
March 1	MINNESOTA+							
March 4	at Illinois+							
March 8	INDIANA+							

Big Ten Tournament			Michigan	Opponent	Michigan	Opponent	Michigan	
Date	Opponent	Result	High Scorer	High Scorer	High Rebounder	High Rebounder	High Assists	Attendance
March 13	First Round							
March 14	Quarterfinal							
March 15	Semifinals							
March 16	Championship							

NCAA Tournament			Michigan	Opponent	Michigan	Opponent	Michigan	
Date	Opponent	Result	High Scorer	High Scorer	High Rebounder	High Rebounder	High Assists	Attendance
March 18-19	First Four							
March 20-23	Second/Third Round							
March 27-30	Regional Round							
April 5	Final Four							
April 6	National Final							

Home games in **BOLDFACE CAPS** | + indicates Big Ten Conference game | [^] sellout

1: Puerto Rico Tip-Off, San Juan, Puerto Rico (Coliseo Roberto Clemente)

2: Big Ten/ACC Challenge, Durham, N.C. (Cameron Indoor Stadium)

3: Brooklyn Hoops Holiday Invitational, Brooklyn, N.Y. (Barclays Center)

4: ESPN College GameDay, East Lansing, Mich. (Breslin Center)

2013-14 Overall Attendance			
Record: 18-7			
Site	Games	Total	Average
Home	12	152,356	12,696
Away	9	134,662	14,962
Neutral	4	29,468	7,367
Totals	25	316,486	12,659

2013-14 Big Ten Attendance			
Record: 10-3			
Site	Games	Total	Average
Home	6	76,242	12,707
Away	7	110,964	15,852
Neutral	0	0	0
Totals	13	187,206	14,400

Michigan Basketball By the Numbers	
Seasons of Men's Basketball	98th
Total Games	2464 (2294*)
Overall Record	1479-985 (1366-928*)
20-Win Seasons	25
30-Win Seasons	3
Overtime Games	100 (64-36)
Michigan 100-Point Games	103 (98-5)

2013-14 Game-By-Game

		Robinson III (#1)	Albrecht (#2)	McGary (#4)	Dakich (#5)	Walton Jr. (#10)	Stauskas (#11)	McConnell (#12)
N8	UMASS-LOWELL	15-7-4	5-1-1	DNP	0-0-0	6-4-4	9-1-2	0-0-0
N12	S.C. STATE	13-9-1	0-0-3	DNP	0-0-1	12-0-1	23-6-5	0-0-0
N17	at Iowa State	12-7-1	7-0-3	9-6-0	DNP	13-1-2	20-4-6	DNP
N21	vs. Long Beach State	14-2-4	2-3-2	6-4-1	0-0-0	9-7-3	24-4-3	DNP
N22	vs. Florida State	13-5-1	5-1-1	14-12-3	DNP	15-4-6	26-3-2	DNP
N24	vs. Charlotte	4-2-0	6-1-4	6-9-0	DNP	0-0-0	20-5-0	DNP
N29	COPPIN STATE	14-6-0	2-2-4	6-8-1	0-0-2	7-5-7	DNP	3-0-0
D3	at 10/8 Duke	8-3-2	3-1-1	15-14-1	DNP	7-2-1	4-3-4	DNP
D7	HOUSTON BAPTIST	17-4-4	3-2-6	12-9-6	3-1-0	14-1-3	25-2-4	1-1-0
D14	1/1 ARIZONA	20-4-0	10-3-4	8-4-0	DNP	1-0-1	14-6-2	DNP
D21	vs. Stanford	17-6-2	5-0-2	DNP	DNP	4-2-1	19-1-4	DNP
D28	HOLY CROSS	23-5-2	3-2-1	DNP	0-1-1	4-3-4	16-6-4	DNP
J2	at Minnesota+	6-1-0	0-1-2	DNP	DNP	7-4-4	14-1-7	DNP
J5	NORTHWESTERN+	12-3-0	3-2-4	DNP	0-0-0	11-3-1	18-4-4	DNP
J9	at Nebraska+	19-4-0	3-1-1	DNP	DNP	10-0-4	12-3-4	DNP
J14	PENN STATE+	15-5-3	3-1-1	DNP	DNP	16-3-3	21-6-5	DNP
J18	at 3/3 Wisconsin+	14-0-1	4-0-0	DNP	DNP	2-2-2	23-4-4	DNP
J22	10/10 IOWA+	14-9-1	7-3-7	DNP	DNP	0-0-1	26-5-5	DNP
J25	at 3/3 Michigan State+	9-1-1	3-3-1	DNP	DNP	19-6-4	19-2-4	DNP
J30	PURDUE+	8-3-0	5-0-0	DNP	DNP	14-3-3	16-1-3	DNP
F2	at Indiana+	9-4-0	0-0-2	DNP	DNP	13-1-2	6-3-1	DNP
F5	NEBRASKA+	23-5-0	0-1-4	DNP	0-0-0	8-3-3	9-5-8	DNP
F8	at 17/13 Iowa+	2-4-1	2-3-2	DNP	0-1-1	5-1-6	10-2-0	DNP
F11	at 22/20 Ohio State+	9-5-0	0-0-0	DNP	DNP	13-10-6	15-3-0	DNP
F16	21/21 WISCONSIN+	10-3-0	2-1-0	DNP	DNP	0-4-1	11-3-2	DNP
F23	13/14 MICHIGAN STATE+							
F26	at Purdue+							
M1	MINNESOTA+							
M4	at Illinois+							
M8	INDIANA+							
M13	B1G First							
M14	B1G Quarterfinal							
M15	B1G Semifinal							
M16	B1G Final							

		Anlauf (#14)	Horford (#15)	Loneragan (#20)	Irvin (#21)	LeVert (#23)	Donnal (#34)	Bielfeldt (#44)	Morgan (#52)
N8	UMASS-LOWELL	0-0-0	5-12-1	0-2-0	10-0-0	17-5-1	DNP (RS)	0-2-0	2-3-0
N12	S.C. STATE	0-1-0	9-15-1	0-0-0	5-0-1	24-3-4	DNP (RS)	3-1-0	4-6-2
N17	at Iowa State	DNP	4-5-0	DNP	0-3-0	5-6-2	DNP (RS)	DNP	0-0-0
N21	vs. Long Beach State	DNP	2-0-0	DNP	3-1-1	20-5-4	DNP (RS)	2-1-0	3-2-0
N22	vs. Florida State	DNP	2-2-1	DNP	2-2-0	5-8-5	DNP (RS)	DNP	0-0-0
N24	vs. Charlotte	DNP	2-3-1	DNP	8-6-2	11-3-1	DNP (RS)	0-2-0	4-9-0
N29	COPPIN STATE	2-1-0	6-3-0	2-2-0	24-5-3	15-4-2	DNP (RS)	0-2-0	6-5-0
D3	at 10/8 Duke	DNP	0-1-0	DNP	5-1-1	24-4-2	DNP (RS)	DNP	3-0-0
D7	HOUSTON BAPTIST	0-0-1	6-6-0	0-0-0	14-1-1	4-0-1	DNP (RS)	4-0-0	4-1-0
D14	1/1 ARIZONA	DNP	2-4-0	DNP	0-0-0	15-0-2	DNP (RS)	DNP	0-0-0
D21	vs. Stanford	DNP	2-0-1	DNP	12-6-0	1-4-5	DNP (RS)	0-3-0	8-5-1
D28	HOLY CROSS	0-0-0	10-5-1	2-0-0	8-1-0	16-7-2	DNP (RS)	0-0-0	6-5-1
J2	at Minnesota+	DNP	14-9-0	DNP	15-3-0	4-2-3	DNP (RS)	0-0-0	3-2-0
J5	NORTHWESTERN+	0-0-0	7-8-1	0-0-1	5-0-1	7-2-2	DNP (RS)	3-0-0	8-8-1
J9	at Nebraska+	DNP	2-1-1	DNP	0-0-0	10-3-5	DNP (RS)	DNP	15-4-1
J14	PENN STATE+	DNP	11-7-0	DNP	0-0-0	6-2-5	DNP (RS)	DNP	8-2-1
J18	at 3/3 Wisconsin+	DNP	6-7-0	DNP	2-0-0	20-7-4	DNP (RS)	0-1-0	6-8-1
J22	10/10 IOWA+	DNP	0-3-0	DNP	11-2-0	5-2-1	DNP (RS)	DNP	12-7-0
J25	at 3/3 Michigan State+	DNP	6-3-1	DNP	3-1-0	17-8-3	DNP (RS)	0-2-0	4-5-0
J30	PURDUE+	DNP	4-3-2	DNP	3-1-0	14-11-2	DNP (RS)	DNP	11-6-0
F2	at Indiana+	DNP	0-0-0	DNP	7-1-0	12-3-3	DNP (RS)	DNP	5-10-0
F5	NEBRASKA+	0-0-0	7-2-0	0-0-0	16-3-0	16-7-5	DNP (RS)	0-0-0	0-4-1
F8	at 17/13 Iowa+	DNP	4-7-2	DNP	19-2-0	22-5-1	DNP (RS)	3-0-0	0-1-0
F11	at 22/20 Ohio State+	DNP	8-4-0	DNP	10-3-0	9-5-2	DNP (RS)	DNP	6-8-0
F16	21/21 WISCONSIN+	DNP	3-6-0	DNP	6-0-0	25-6-0	DNP (RS)	DNP	5-5-2
F23	13/14 MICHIGAN STATE+								
F26	at Purdue+								
M1	MINNESOTA+								
M4	at Illinois+								
M8	INDIANA+								
M13	B1G First								
M14	B1G Quarterfinal								
M15	B1G Semifinal								
M16	B1G Final								

Team & Player Statistical Rankings

U-M'S BIG TEN TEAM RANKINGS

As of Feb. 20, 2014 (12 Teams)



Category	Overall	Rank	Big Ten	Rank
Scoring Offense	75.0	3rd	71.2	4th
Scoring Defense	64.8	5th	66.1	7th
Scoring Margin	+10.1	4th	+5.1	4th
Field Goal Percentage	.479	1st	.488	1st
Field Goal Defense	.436	12th	.449	12th
3-Point Field Goal Percentage	.393	1st	.400	1st
3-Point Field Goal Defense	.333	9th	.325	4th
3-Point Field Goals Made	8.4	1st	7.7	2nd
Free Throw Percentage	.765	1st	.791	1st
Rebounding Offense	32.9	11th	29.8	12th
Rebounding Defense	31.0	2nd	30.1	2nd
Rebounding Margin	+1.8	6th	-0.2	6th
Offensive Rebounds	9.1	t-9th	7.6	11th
Offensive Rebound %	.296	7th	.274	8th
Defensive Rebounds	23.8	11th	22.2	10th
Defensive Rebound %	.715	5th	.691	8th
Assists	14.4	3rd	13.2	4th
Turnover Margin	+1.2	7th	-0.5	8th
Assist/Turnover Ratio	1.5	2nd	1.3	3rd
Blocks	2.7	12th	2.6	t-11th
Steals	5.2	9th	4.5	10th

Scoring	Overall	Rank	Big Ten	Rank
Nik Stauskas	16.7	5th	15.4	8th
Caris LeVert	13.0	17th	12.6	t-14th
Glenn Robinson III	12.8	18th	11.5	21st

Rebounds	Overall	Rank	Big Ten	Rank
Jordan Morgan	-	-	5.4	15th

Offensive Rebounds	Overall	Rank	Big Ten	Rank
Jordan Morgan	-	-	2.1	7th

Defensive Rebounds	Overall	Rank	Big Ten	Rank
Caris LeVert	4.1	14th	4.2	13th

Assists	Overall	Rank	Big Ten	Rank
Nik Stauskas	3.5	11th	3.6	8th
Derrick Walton Jr.	2.9	t-13th	3.1	11th
Caris LeVert	-	-	2.8	14th

Assist/Turnover Ratio	Overall	Rank	Big Ten	Rank
Nik Stauskas	1.8	9th	1.6	8th
Derrick Walton Jr.	-	-	2.0	5th

Steals	Overall	Rank	Big Ten	Rank
Caris LeVert	1.2	12th	1.3	11th

Blocks	Overall	Rank	Big Ten	Rank
Jon Horford	0.9	15th	-	-

Field Goal Percentage	Overall	Rank	Big Ten	Rank
Glenn Robinson III	.486	9th	.469	11th
Nik Stauskas	.481	11th	.476	9th

Three-Point Percentage	Overall	Rank	Big Ten	Rank
Nik Stauskas	.440	2nd	.406	14th
Zak Irvin	.425	4th	.451	6th
Caris LeVert	.402	8th	.438	t-7th
Derrick Walton Jr.	.394	10th	.467	4th

Three-Pointers Made	Overall	Rank	Big Ten	Rank
Nik Stauskas	2.3	4th	2.0	5th
Zak Irvin	1.8	9th	1.8	10th
Caris LeVert	1.6	t-14th	1.6	14th

Free Throw Percentage	Overall	Rank	Big Ten	Rank
Nik Stauskas	.819	6th	.844	5th
Caris LeVert	.817	7th	.864	3rd
Derrick Walton Jr.	-	-	.800	t-10th

Minutes Played	Overall	Rank	Big Ten	Rank
Nik Stauskas	35.0	3rd	35.6	4th
Caris LeVert	33.6	7th	34.7	8th

BIG TEN STANDINGS

As of Feb. 20, 2014



Big Ten	W-L	GB	PCT	W-L	PCT	STRK
#13 Michigan State	11-3	--	.786	22-5	.815	W1
#20 Michigan	10-3	.5	.769	18-7	.720	L1
#15 Iowa	8-4	2	.667	19-6	.760	W2
#16 Wisconsin	8-5	2.5	.615	21-5	.808	W4
#24 Ohio State	8-6	3	.571	21-6	.778	W2
Nebraska	7-6	3.5	.538	15-10	.600	W4
Minnesota	6-8	5	.429	17-10	.630	L1
Purdue	5-8	5.5	.385	15-11	.577	L1
Northwestern	5-9	6	.357	12-15	.444	L4
Indiana	4-8	6	.333	14-11	.560	L3
Illinois	4-10	7	.286	15-12	.556	W1
Penn State	4-10	7	.286	13-14	.481	L2

TUESDAY, FEBRUARY 18

Iowa at Indiana, Postponed

WEDNESDAY, FEBRUARY 19

Ohio State 76, Northwestern 60
Illinois 62, Minnesota 49

THURSDAY, FEBRUARY 20

Nebraska 80, Penn State 67
Michigan State 94, Purdue 79

SATURDAY, FEBRUARY 22

Wisconsin at Iowa, Noon (ESPN2)
Minnesota at Ohio State, 6 p.m. (BTN)
Indiana at Northwestern, 8:15 p.m. (BTN)

SUNDAY, FEBRUARY 23

Michigan State at Michigan, Noon (CBS)
Purdue at Nebraska, 4:15 p.m. (BTN)

U-M'S NATIONAL TEAM RANKINGS

As of Feb. 16, 2014 (345 Teams)

Team Rankings	Rank	Actual	National Leader	Actual
Won-Lost Percentage	48	72.0	Syracuse, Wichita State	100.0
Scoring Offense	81	75.0	VMI	89.6
Scoring Defense	49	64.8	Virginia	55.6
Scoring Margin	34	10.1	Louisville	21.3
Field-Goal Percentage	23	47.9	Kansas	50.4
Field-Goal Percentage Defense	172	43.6	Eastern Mich.	36.8
Three-Point Field Goals Per Game	26	8.4	Iona	10.7
Three-Point Field-Goal Percentage	25	39.3	Creighton	42.2
Three Pt FG Defense	118	33.3	Brown	26.7
Free-Throw Percentage	7	76.5	Providence	78.8
Rebound Margin	137	1.8	Quinnipiac	11.9
Assists Per Game	64	14.4	Iowa St.	18.6
Assist Turnover Ratio	15	1.47	Creighton	1.81
Blocked Shots Per Game	276	2.7	St. John's (NY)	7.8
Steals Per Game	275	5.2	VCU	11.7
Turnovers Per Game	8	9.8	Drexel	8.2
Turnover Margin	98	1.2	VCU	6.8
Personal Fouls Per Game	1	14.6	Michigan	14.6
Total Blocks	275	68.0	St. John's (NY)	203.0
Total Assists	80	360.0	Mercer	469.0
Total Rebounds	275	822.0	BYU	1161.0
Free Throw Attempts	298	485.0	BYU	863.0
Free Throws Made	236	371.0	BYU	592.0
3-pt Field Goal Attempts	66	532.0	VMI	720.0
Total 3-point FGM	29	209.0	Iona	268.0
Total Steals	280	130.0	VCU	304.0
Fewest Turnovers	12	245.0	Drexel, Georgia State	205.0
Fewest Fouls	2	365.0	Texas Southern	359.0
Offensive Rebounds Per Game	301	9.08	Quinnipiac	16.96
Defensive Rebounds per Game	186	23.8	Iowa	29.16



U-M'S NATIONAL PLAYER RANKINGS

As of Feb. 16, 2014 (250 Players)

Category	Wolverine	Rank	Actual	National Leader	Actual
Points Per Game	Nik Stauskas	147	16.7	Doug McDermott, Crghn	25.9
Total Points	Nik Stauskas	184	400.0	Antoine Mason, Niagra	692.0
Three-Point Field Goals Per Game	Nik Stauskas	113	2.29	two with	4.5
Total 3-point FGM	Nik Stauskas	131	55.0	Travis Bader, OakInd	126.0
Free-Throw Percentage	Nik Stauskas	147	81.9	Brenton Williams, S.Caro	96.3
Assists Per Game	Nik Stauskas	234	3.5	Jason Brickman, LIU	10.1
Total Assists	Nik Stauskas	247	83.0	Jason Brickman, LIU	242.0
Assist Turnover Ratio	Nik Stauskas	160	1.8	Monté Morris, IowaSt	5.2
Minutes Per Game	Nik Stauskas	85	35.0	Bryce Cotton, Prov.	39.3



2013-14 Michigan/Opponent Game-By-Game

STATISTICS BREAKDOWN

Overall (18-7)	G	FG-FGA	PCT.	3F-3PA	PCT.	FT-FTA	PCT.	O-D	TOT	AVG.	FOUL	DQ	AST	TO	BLK	STL	PTS	AVG
Michigan	25	647-1352	.479	209-532	.393	371-485	.765	227-595	822	32.9	365	4	360	245	68	130	1874	75.0
Opponent	25	602-1382	.436	142-426	.333	275-381	.722	237-539	776	31.0	426	7	291	274	63	129	1621	64.8
Home (10-2)	G	FG-FGA	PCT.	3F-3PA	PCT.	FT-FTA	PCT.	O-D	TOT	AVG.	FOUL	DQ	AST	TO	BLK	STL	PTS	AVG
Michigan	12	330-645	.512	111-265	.419	188-232	.810	108-300	408	34.0	159	0	186	111	37	64	959	79.9
Opponent	12	269-667	.403	57-202	.282	118-166	.711	116-229	345	28.8	206	1	124	127	24	57	713	59.4
Road (5-4)	G	FG-FGA	PCT.	3F-3PA	PCT.	FT-FTA	PCT.	O-D	TOT	AVG.	FOUL	DQ	AST	TO	BLK	STL	PTS	AVG
Michigan	9	218-471	.463	62-163	.380	121-161	.752	74-195	269	29.9	139	2	113	96	23	37	619	68.8
Opponent	9	231-491	.470	61-167	.365	116-158	.734	87-201	288	32.0	143	4	121	89	28	52	639	71.0
Neutral (3-1)	G	FG-FGA	PCT.	3F-3PA	PCT.	FT-FTA	PCT.	O-D	TOT	AVG.	FOUL	DQ	AST	TO	BLK	STL	PTS	AVG
Michigan	4	99-236	.419	36-104	.346	62-92	.674	45-100	145	36.2	67	2	61	38	8	29	296	74.0
Opponent	4	102-224	.455	24-57	.421	41-57	.719	34-109	143	35.8	77	2	46	58	11	20	269	67.2

NOVEMBER	TP	FG-FGA	PCT.	3F-3PA	PCT.	FT-FTA	PCT.	O-D	REB	F-DQ	A	TO	BL	ST	1st	2nd	OT	PNT	TO	2ND	FB	BN
N8 7/9 MICHIGAN	69	20-53	.377	5-18	.278	24-32	.750	14-25	39	11-0	13	7	2	10	23	46	-	22	26	7	11	17
UMASS-LOWELL	42	14-49	.286	4-17	.235	10-12	.833	10-23	33	24-1	7	15	0	5	23	19	-	16	12	7	4	12
N12 7/8 MICHIGAN	93	31-61	.508	15-28	.536	16-19	.842	9-34	43	15-0	19	9	5	6	59	34	-	28	15	13	11	12
S.C. STATE	59	21-59	.356	6-14	.429	11-19	.579	8-22	30	13-0	11	9	4	6	23	36	-	18	9	6	4	21
N17 7/8 MICHIGAN	70	29-69	.420	8-29	.276	4-9	.444	12-26	38	20-1	14	12	0	8	34	36	-	38	11	14	10	16
at Iowa State	77	29-61	.475	6-20	.300	13-19	.684	7-30	37	12-0	16	12	1	4	35	42	-	38	12	8	6	24
N21 14/13 MICHIGAN	85	31-58	.534	14-30	.467	9-15	.600	7-27	34	14-0	18	10	2	5	42	43	-	20	25	7	2	16
vs. Long Beach State	61	23-51	.451	8-22	.364	7-13	.538	6-24	30	18-0	12	16	3	6	29	32	-	20	6	7	6	20
N22 14/13 MICHIGAN	82 OT	28-65	.431	9-24	.375	17-27	.630	15-24	39	14-0	19	7	3	6	27	42	13	26	17	14	10	21
vs. Florida State	80	31-59	.525	6-12	.500	12-16	.750	7-27	34	20-1	14	13	4	6	37	32	11	44	6	6	10	29
N24 14/13 MICHIGAN	61	19-61	.311	5-23	.217	18-24	.750	14-26	40	17-0	8	13	2	12	30	31	-	22	19	5	2	24
vs. Charlotte	63	26-66	.394	6-13	.462	5-8	.625	16-31	47	20-0	11	17	0	6	35	28	-	22	16	13	2	24
N29 22/20 MICHIGAN	87	32-62	.516	10-29	.345	13-14	.929	17-27	44	17-0	19	7	6	2	42	45	-	32	20	22	2	39
COPPIN STATE	45	16-46	.348	2-17	.118	11-17	.647	5-14	19	14-0	6	11	3	3	23	22	-	20	7	2	4	19
Nov. Michigan	547-78.1	190-429	.443	66-181	.365	101-140	.721	88-189	277	108-1	110	65	20	49	257	277	13	188	133	82	48	145
Nov. Opponent	427-61.0	160-391	.409	38-115	.330	69-104	.663	59-171	230	121-2	77	93	15	36	205	211	11	178	68	49	36	149

DECEMBER	TP	FG-FGA	PCT.	3F-3PA	PCT.	FT-FTA	PCT.	O-D	REB	F-DQ	A	TO	BL	ST	1st	2nd	OT	PNT	TO	2ND	FB	BN
D3 22/21 MICHIGAN	69	25-56	.446	3-13	.231	16-19	.842	8-23	31	17-0	12	12	0	1	22	47	-	36	10	9	8	11
at 10/8 Duke	79	28-56	.500	8-23	.348	15-18	.833	7-25	32	18-0	15	7	3	4	32	47	-	36	9	4	8	18
D7 22/21 MICHIGAN	107	36-56	.643	16-26	.615	19-25	.760	8-25	33	9-0	26	7	4	8	60	47	-	36	28	13	15	35
HOUSTON BAPTIST	53	23-59	.390	4-17	.235	3-4	.750	12-14	26	20-0	10	16	2	3	34	19	-	30	4	4	0	19
D14 RV/25 MICHIGAN	70	24-48	.500	8-17	.471	14-17	.824	6-18	24	17-0	9	11	6	3	37	33	-	28	9	9	4	12
1/1 ARIZONA	72	27-61	.443	4-10	.400	14-15	.933	17-20	37	18-0	14	9	2	5	28	44	-	34	12	8	0	7
D21 MICHIGAN	68	21-52	.404	8-27	.296	18-26	.692	9-23	32	22-2	16	8	1	6	30	38	-	22	10	7	4	25
vs. Stanford	65	22-48	.458	4-10	.400	17-20	.850	5-27	32	19-1	9	12	4	2	27	38	-	34	6	7	2	7
D28 MICHIGAN	88	33-59	.559	8-18	.444	14-19	.737	9-28	37	11-0	16	7	3	5	42	46	-	48	11	16	6	23
HOLY CROSS	66	25-61	.410	10-23	.435	6-10	.600	8-20	28	18-0	13	8	2	4	30	66	-	28	13	9	2	19
Dec. Michigan	402-80.4	139-271	.513	43-101	.426	81-106	.764	40-117	157	76-2	79	45	14	23	191	211	-	170	68	54	37	106
Dec. Opponent	335-67.0	125-285	.439	30-83	.361	55-67	.821	49-106	155	93-1	61	52	13	18	151	184	-	162	44	32	12	70

JANUARY	TP	FG-FGA	PCT.	3F-3PA	PCT.	FT-FTA	PCT.	O-D	REB	F-DQ	A	TO	BL	ST	1st	2nd	OT	PNT	TO	2ND	FB	BN
J2 MICHIGAN	63	20-44	.455	7-17	.412	16-22	.727	5-19	24	17-0	16	15	4	9	28	35	-	26	16	5	5	29
at Minnesota+	60	21-53	.396	5-19	.263	13-19	.684	15-23	38	18-0	16	15	4	9	30	30	-	32	15	11	2	23
J5 MICHIGAN	74	25-48	.521	6-18	.333	18-22	.818	7-26	33	13-0	15	9	1	6	31	43	-	28	16	2	10	18
NORTHWESTERN+	51	19-49	.388	6-23	.261	7-8	.875	4-17	21	16-0	12	12	3	3	24	27	-	22	4	2	5	15
J9 MICHIGAN	71	31-50	.620	6-17	.353	3-9	.333	4-16	20	13-0	16	9	1	4	33	38	-	40	21	6	4	5
at Nebraska+	70	26-49	.531	7-20	.350	11-12	.917	8-18	26	12-0	10	13	2	5	30	40	-	36	7	10	4	22
J14 MICHIGAN	80	28-52	.538	9-24	.375	15-19	.789	8-20	28	10-0	18	6	1	3	40	40	-	28	15	9	6	14
PENN STATE+	67	26-53	.491	5-19	.263	10-13	.769	8-18	26	17-0	8	9	2	2	33	34	-	34	9	9	6	13
J18 MICHIGAN	77	29-53	.547	7-13	.538	12-14	.857	3-28	31	14-0	12	11	7	6	43	34	-	26	8	4	9	12
at 3/3 Wisconsin+	70	26-60	.433	7-18	.389	11-14	.786	8-22	30	15-1	11	9	2	4	38	32	-	32	9	9	10	9
J22 21/t25 MICHIGAN	75	27-58	.466	8-27	.296	13-16	.812	10-22	32	16-0	15	10	2	9	38	37	-	32	20	14	12	11
10/10 IOWA+	67	25-53	.472	2-10	.200	15-21	.714	10-23	33	17-0	14	14	2	6	34	33	-	38	10	12	4	8
J25 21/t25 MICHIGAN	80	22-49	.449	11-19	.579	25-30	.833	11-24	35	16-1	14	11	3	1	30	50	-	16	9	15	7	12
at 3/3 MSU+	75	26-56	.464	7-17	.412	16-23	.696	10-19	29	22-2	18	5	5	8	36	39	-	30	15	4	8	25
J30 10/14 MICHIGAN	75	28-49	.609	7-13	.538	12-17	.706	5-25	30	14-0	10	16	6	7	37	38	-	32	12	8	11	12
PURDUE+	66	28-65	.431	2-14	.143	8-15	.533	16-16	32	19-0	12	11	1	8	29	37	-	48	12	19	8	28
Jan. Michigan	595-74.4	210-400	.525	61-148	.412	114-149	.765	53-180	233	113-1	116	82	27	44	280	315	-	228	117	63	64	113
Jan. Opponent	526-65.8	197-438	.450	41-140	.293	91-125	.728	79-156	235	136-3	101	88	21	45	254	272	-	272	81	76	47	143

2013-14 Michigan/Opponent Game-By-Game

FEbruary		TP	FG-FGA	PCT.	3F-3PA	PCT.	FT-FTA	PCT.	O-D	REB	F-DQ	A	TO	BL	ST	1st	2nd	OT	PNT	TO	2ND	FB	BN
F2	10/14 MICHIGAN	52	18-45	.400	3-13	.231	13-18	.722	8-14	22	15-0	8	10	2	4	22	30	-	26	11	6	10	7
	at Indiana+	63	23-43	.535	8-13	.615	9-15	.600	9-22	31	15-1	6	13	2	5	25	38	-	26	9	9	11	12
F5	10/16 MICHIGAN	79	26-52	.500	13-31	.419	14-14	1.000	9-27	35	10-0	21	13	1	5	49	30	-	22	10	8	8	23
	NEBRASKA+	50	19-54	.352	5-21	.238	7-11	.636	8-18	26	14-0	7	11	1	7	21	29	-	22	14	10	0	17
F8	10/16 MICHIGAN	67	22-52	.423	9-25	.360	14-18	.778	9-20	29	13-0	13	12	4	3	29	38	-	18	14	6	7	28
	at 17/13 Iowa+	85	29-61	.475	10-17	.588	17-22	.773	15-23	38	14-0	22	7	7	9	43	42	-	34	17	11	11	24
F11	15/18 MICHIGAN	70	22-53	.415	8-17	.471	18-22	.818	14-25	39	14-0	8	9	0	2	26	44	-	28	9	11	2	18
	at 22/20 Ohio State+	60	23-52	.442	3-20	.150	11-16	.688	8-19	27	17-0	7	8	2	4	30	30	-	36	11	9	12	4
F16	15/18 MICHIGAN	62	20-50	.400	6-16	.375	16-18	.889	7-23	30	16-0	5	9	0	0	19	43	-	14	0	4	0	11
	21/21 WISCONSIN+	75	26-58	.448	7-17	.412	16-21	.762	10-24	34	16-0	10	2	2	5	34	41	-	32	7	8	0	6
F23	20/20 MICHIGAN																						
	13/13 MSU+																						
F26	MICHIGAN																						
	at Purdue+																						
Feb.	Michigan	330-66.0	108-252	.429	39-102	.382	75-90	.833	46-109	155	68-0	55	53	7	14	145	185	-	108	44	35	27	87
Feb.	Opponent	333-66.6	120-268	.448	33-88	.375	60-85	.706	50-106	156	76-1	52	41	14	30	153	180	-	150	58	47	34	63

MARCH		TP	FG-FGA	PCT.	3F-3PA	PCT.	FT-FTA	PCT.	O-D	REB	F-DQ	A	TO	BL	ST	1st	2nd	OT	PNT	TO	2ND	FB	BN
M1	MICHIGAN																						
	MINNESOTA+																						
M4	MICHIGAN																						
	at Illinois+																						
M8	MICHIGAN																						
	INDIANA+																						
M13	MICHIGAN																						
	B1G First																						
M14	MICHIGAN																						
	B1G Quarterfinal																						
M15	MICHIGAN																						
	B1G Semifinal																						
M16	MICHIGAN																						
	B1G Final																						
Mar.	Michigan																						
Mar.	Opponent																						

SPECIALTY STATS		Result	+/-	Largest Lead	Largest Deficit	Lead Changes	Ties	Double-Digit Scorers	30-Plus Rebounds	15-Plus Assists	10-fewer Turnovers	5-Plus Blocks	5-Plus Steals	15-fewer Fouls
N8	UMASS-LOWELL	W, 69-42	+27	+30	-2	4	5	3	39	-	7	-	10	11
N12	S.C. STATE	W, 93-59	+34	+43	none	0	2	4	43	19	9	5	6	15
N17	at Iowa State	L, 70-77	-7	+9	-9	10	5	3	38	-	-	-	8	-
N21	vs. Long Beach State	W, 85-61	+24	+24	none	0	0	3	34	18	10	-	5	14
N22	vs. Florida State	W, 82-80 ot	+2	+5	-16	3	3	4	39	19	7	-	6	14
N24	vs. Charlotte	L, 61-63	-2	+5	-12	3	4	2	40	-	-	-	12	-
N29	COPPIN STATE	W, 87-45	+42	+42	-1	2	1	3	44	19	7	6	-	-
D3	at 10/8 Duke	L, 69-79	-10	none	-18	0	0	2	31	-	-	-	-	-
D7	HOUSTON BAPTIST	W, 107-53	+54	+55	-2	1	3	5	33	26	7	-	8	9
D14	1/1 ARIZONA	L, 70-72	-2	+11	-4	8	4	4	-	-	-	6	-	-
D21	vs. Stanford	W, 68-65	+3	+10	-5	1	2	3	32	16	8	-	6	-
D28	HOLY CROSS	W, 88-66	+22	+28	none	0	1	4	37	16	7	-	5	11
J2	at Minnesota+	W, 63-60	+3	+6	-8	10	9	3	-	16	10	6	8	-
J5	NORTHWESTERN+	W, 74-51	+23	+26	-3	4	3	3	33	15	9	-	6	13
J9	at Nebraska+	W, 71-70	+1	+6	-3	11	10	5	-	16	9	-	-	13
J14	PENN STATE+	W, 80-67	+13	+16	none	0	0	4	-	18	6	-	-	10
J18	at 3/3 Wisconsin+	W, 77-70	+7	+15	-2	1	2	3	31	-	-	7	6	14
J22	10/10 IOWA+	W, 75-67	+8	+11	-5	5	7	4	32	15	10	-	9	-
J25	at 3/3 Michigan State+	W, 80-75	+5	+9	-8	4	4	3	35	-	-	-	-	-
J30	PURDUE+	W, 75-66	+9	+17	-2	5	1	4	30	-	-	6	7	14
F2	at Indiana+	L, 52-63	-11	+3	-11	2	5	2	-	-	10	-	-	15
F5	NEBRASKA+	W, 79-50	+29	+41	none	0	0	3	35	21	-	-	5	10
F8	at 17/13 Iowa+	L, 67-85	-18	+2	-27	1	0	3	-	-	-	-	-	13
F11	at 22/20 Ohio State+	W, 70-60	+10	+12	-10	3	2	3	39	-	9	-	-	14
F16	21/21 WISCONSIN+	L, 62-75	-13	none	-18	0	0	3	30	-	9	-	-	-
F23	13/14 MICHIGAN STATE+													
F26	at Purdue+													
M1	MINNESOTA+													
M4	at Illinois+													
M8	INDIANA+													
M13	B1G First													
M14	B1G Quarterfinal													
M15	B1G Semifinal													
M16	B1G Final													

2013-14 Statistics

BY VENUE	Overall	B1G	Beilein, U-M	Beilein, B1G
Overall	18-7	10-3	140-92	65-56
Home (Crisler Center)	10-2	5-1	86-27	39-21
Away	5-4	5-2	29-46	26-35
Neutral	3-1	0-0	25-19	0-0
BY HALFTIME	Overall	B1G	Beilein, U-M	Beilein, B1G
Michigan leads at halftime	13-1	7-0	103-25	42-17
Michigan trails at halftime	4-6	3-3	29-65	20-38
Michigan is tied at halftime	1-0	0-0	8-2	3-1
BY OFFENSE	Overall	B1G	Beilein, U-M	Beilein, B1G
U-M scores 100-plus points	1-0	0-0	3-0	0-0
U-M scores 90-plus points	1-0	0-0	8-0	2-0
U-M scores 80-plus points	6-0	2-0	27-0	9-0
U-M scores 70-plus points	7-2	7-0	53-10	29-4
U-M scores 60-plus points	3-4	1-2	40-36	21-20
U-M scores 50-plus points	0-1	0-1	8-37	3-25
U-M scores 40-plus points	0-0	0-0	1-7	1-7
U-M scores 30-plus points	0-0	0-0	0-1	0-0
BY DEFENSE	Overall	B1G	Beilein, U-M	Beilein, B1G
Opponent scores 100-plus points	0-0	0-0	0-0	0-0
Opponent scores 90-plus points	0-0	0-0	0-1	0-0
Opponent scores 80-plus points	1-1	0-1	4-7	0-5
Opponent scores 70-plus points	3-4	3-1	18-34	12-18
Opponent scores 60-plus points	8-2	5-1	50-40	28-26
Opponent scores 50-plus points	4-0	2-0	46-10	17-7
Opponent scores 40-plus points	2-0	0-0	19-0	8-0
Opponent scores 30-plus points	0-0	0-0	3-0	0-0
BY POINT DIFFERENTIAL	Overall	B1G	Beilein, U-M	Beilein, B1G
Games decided by more than 15	8-1	2-1	53-16	12-11
Games decided by 11-15	1-2	1-2	22-25	10-16
Games decided by 6-10	4-2	4-0	33-27	23-16
Games decided by 1-5	5-2	3-0	32-24	20-13
BY OVERTIME	Overall	B1G	Beilein, U-M	Beilein, B1G
Overtime	1-0	0-0	12-3	7-2
Double Overtime	0-0	0-0	0-0	0-0
Triple Overtime	0-0	0-0	0-0	0-0
BY NATIONAL RANKING	Overall	B1G	Beilein, U-M	Beilein, B1G
vs. ranked opponents:	4-4	4-2	23-47	14-28
vs. unranked opponents:	14-3	6-1	117-45	51-28
BY JERSEY	Overall	B1G	Beilein, U-M	Beilein, B1G
White	9-0	4-0	68-11	22-6
Blue	5-4	5-2	28-42	21-25
Maize	4-3	1-1	44-39	22-25
BY MONTH	Overall	B1G	Beilein, U-M	Beilein, B1G
November	5-2	---	31-13	---
December	3-2	0-0	31-13	1-3
January	8-0	8-0	33-28	32-26
February	2-3	2-3	25-23	25-22
March	0-0	0-0	20-15	7-5
BY BROADCAST	Overall	B1G	Beilein, U-M	Beilein, B1G
When playing on BTN	8-0	5-0	65-29	38-27
When playing on BTN.com	2-0	0-0	11-0	0-0
When playing on CBS	0-3	0-2	12-21	5-11
When playing on CBS College Sports	0-0	0-0	0-1	0-0
When playing on TBS	0-0	0-0	1-0	0-0
When playing on ESPN	4-2	4-1	25-22	19-14
When playing on ESPN2	3-2	1-0	13-10	3-4
When playing on ESPN3	0-0	0-0	5-4	0-0
When playing on ESPN3.com	0-0	0-0	3-1	0-0
When playing on Fox Sports 1	1-0	0-0	1-0	0-0
When playing on FSN-Detroit	0-0	0-0	2-0	0-0
When playing on HDNet	0-0	0-0	0-2	0-0
When playing on truTV	0-0	0-0	1-0	0-0
When playing on TNT	0-0	0-0	0-1	0-0
No television	0-0	0-0	1-1	0-0

INSIDE THE GAME	2013-14	Under Beilein
When Michigan leads in FG%, U-M is	13-1	111-7
When opponent leads in FG%, U-M is	5-6	29-85
When game ends tied in FG%, U-M is	0-0	0-0
When Michigan leads in 3FG%, U-M is	16-1	103-18
When opponent leads in 3FG%, U-M is	2-6	31-74
When game ends tied in 3FG%, U-M is	0-0	6-0
When Michigan leads in FT%, U-M is	14-5	87-42
When opponent leads in FT%, U-M is	4-2	51-47
When game ends tied in FT%, U-M is	0-0	2-3
When Michigan leads in rebounds, U-M is	13-1	78-19
When opponent leads in rebounds, U-M is	5-6	56-68
When game ends tied in rebounds, U-M is	0-0	6-5
When Michigan leads in assists, U-M is	15-1	102-6
When opponent leads in assists, U-M is	2-6	26-74
When game ends tied in assists, U-M is	1-0	12-12
When Michigan leads in blocks, U-M is	8-2	65-25
When opponent leads in blocks, U-M is	8-4	57-59
When game ends tied in blocks, U-M is	2-1	18-8
When Michigan leads in steals, U-M is	8-2	80-36
When opponent leads in steals, U-M is	8-5	44-51
When game ends tied in steals, U-M is	2-0	16-5
When Michigan has more turnovers, U-M is	5-4	35-41
When opponent has more turnovers, U-M is	12-2	95-45
When game ends tied in turnovers, U-M is	1-1	10-6
When Michigan has more fouls, U-M is	4-1	33-57
When opponent has more fouls, U-M is	14-4	102-29
When game ends tied in fouls, U-M is	0-2	5-6
When Michigan has a player foul out, U-M is	0-1	6-19
When opponent has a player foul out, U-M is	2-1	32-8
When both teams have a player foul out, U-M is	3-0	7-2
When neither team as a player foul out, U-M is	13-5	95-63

INSIDE THE GAME	
Largest Victory	+54, Houston Baptist (12/7/13)
Smallest Victory	+1, at Nebraska (1/9/14)
Largest Defeat	-18, at Iowa (2/8/14)
Smallest Defeat	-2, two times
Largest Halftime Lead	+36, S.C. State (11/12/13)
Largest Halftime Deficit	-15, Wisconsin (2/16/14)
Most Points in 1st Half	60, Houston Baptist (12/7/13)
Lowest Points in 1st Half	19, Wisconsin (2/16/14)
Most Points in 2nd Half	50, at Michigan State (1/25/14)
Lowest Points in 2nd Half	30, at Indiana (2/2/14)
Most Points in Overtime	13, vs. Florida State (11/22/13)
Lowest Points in Overtime	13, vs. Florida State (11/22/13)
Most Points Allowed in 1st Half	43, at Iowa (2/8/14)
Lowest Points Allowed in 1st Half	21, Nebraska (2/5/14)
Most Points Allowed in 2nd Half	47, at Duke (12/3/13)
Lowest Points Allowed in 2nd Half	19, two times
Most Points in Overtime	11, vs. Florida State (11/22/13)
Lowest Points in Overtime	11, vs. Florida State (11/22/13)
Largest Lead in a game won	+55, Houston Baptist (12/7/13)
Largest Opt lead in a game won	-16, vs. Florida State (11/22/13)
Largest Lead in a game lost	+11, Arizona (12/14/13)
Largest Opt lead in a game lost	-27, at Iowa (2/8/14)
Most Lead Changes	11, at Nebraska (1/9/14)
Most Ties In a Game	10, at Nebraska (1/9/14)
Games Led Start to Finish	4

2013-14 Statistics

TIME ON THE COURT

PLAYER	YEAR	CAREER GAMES	CONSEC GAMES	CAREER STARTS	CONSEC STARTS
Jordan MORGAN	5th-Sr.	130	29	110	14
Jon HORFORD	R-Jr.	95	46	12	0
Glenn ROBINSON III	So.	64#	64#	64^	64^
Spike ALBRECHT	So.	64#	64#	1	0
Nik STAUSKAS	So.	63	18	57	17
Caris LEVERT	So.	58	58	26	25
Mitch MCGARY	So.	47	0	12	0
Max BIELFELDT	R-So.	34	0	0	0
Derrick WALTON JR.	Fr.	25#	25#	24	7
Zak IRVIN	Fr.	25#	25#	0	0
Andrew DAKICH	Fr.	9	0	0	0
Sean LONERGAN	Fr.	7	0	0	0
Brad ANLAUF	So.	7	0	0	0
Cole MCCONNELL	Fr.	4	0	0	0
Mark DONNAL	Fr.	0	0	0	0

has not missed career game | ^ has not missed a career start | & possible redshirt

LED MICHIGAN IN

SCORING

	2010-11	2011-12	2012-13	2013-14	Career
Nik STAUSKAS (So.)	-	-	3	13	16
Glenn ROBINSON III (So.)	-	-	2	4	6
Caris LEVERT (So.)	-	-	0	5	5
Jordan MORGAN (5th-Sr.)	4	0	0	-	4
Mitch MCGARY (So.)	-	-	2	-	2
Zak IRVIN (Fr.)	-	-	-	2	2
Derrick WALTON JR. (Fr.)	-	-	-	2	2

REBOUNDING

	2010-11	2011-12	2012-13	2013-14	Career
Jordan MORGAN (5th-Sr.)	11	16	9	5	41
Mitch MCGARY (So.)	-	-	17	5	22
Glenn ROBINSON III (So.)	-	-	6	4	10
Jon HORFORD (R-Jr.)	1	1	0	7	9
Caris LEVERT (So.)	-	-	0	5	5
Nik STAUSKAS (So.)	-	-	3	1	4
Derrick WALTON JR. (Fr.)	-	-	-	2	2
Zak IRVIN (Fr.)	-	-	-	1	1

ASSISTS

	2010-11	2011-12	2012-13	2013-14	Career
Nik STAUSKAS (So.)	-	-	0	12	12
Derrick WALTON JR. (Fr.)	-	-	-	8	8
Caris LEVERT (So.)	-	-	0	6	6
Spike ALBRECHT (So.)	-	-	0	5	5
Glenn ROBINSON III (So.)	-	-	0	2	2
Mitch MCGARY (So.)	-	-	1	1	2
Jordan MORGAN (5th-Sr.)	0	0	0	1	1

BLOCKS

	2010-11	2011-12	2012-13	2013-14	Career
Jon HORFORD (R-Jr.)	7	4	8	8	27
Jordan MORGAN (5th-Sr.)	13	7	2	4	26
Mitch MCGARY (So.)	-	-	15	3	18
Nik STAUSKAS (So.)	-	-	5	3	10
Glenn ROBINSON III (So.)	-	-	5	2	7
Caris LEVERT (So.)	-	-	1	4	5
Max BIELFELDT (R-So.)	-	RS	1	1	2
Spike ALBRECHT (So.)	-	-	1	1	2
Sean LONERGAN (Fr.)	-	-	-	1	1
Zak IRVIN (Fr.)	-	-	-	1	1

STEALS

	2010-11	2011-12	2012-13	2013-14	Career
Mitch MCGARY (So.)	-	-	14	6	20
Glenn ROBINSON III (So.)	-	-	12	8	20
Jordan MORGAN (5th-Sr.)	5	6	3	1	15
Caris LEVERT (So.)	-	-	2	12	14
Nik STAUSKAS (So.)	-	-	5	6	11
Spike ALBRECHT (So.)	-	-	2	5	7
Jon HORFORD (R-Jr.)	0	1	3	2	6
Zak IRVIN (Fr.)	-	-	-	4	4
Derrick WALTON JR. (Fr.)	-	-	-	3	3
Max BIELFELDT (R-So.)	-	RS	1	-	1
Sean LONERGAN (Fr.)	-	-	-	1	1

STATISTICAL BREAKDOWN

DOUBLE-DIGIT SCORING

	2010-11	2011-12	2012-13	2013-14	Career
Nik STAUSKAS (So.)	-	-	29	20	49
Glenn ROBINSON III (So.)	-	-	23	17	40
Jordan MORGAN (5th-Sr.)	16	9	5	3	33
Caris LEVERT (So.)	-	-	0	16	16
Mitch MCGARY (So.)	-	-	12	2	14
Derrick WALTON JR. (Fr.)	-	-	-	11	11
Zak IRVIN (Fr.)	-	-	-	9	9
Jon HORFORD (R-Jr.)	0	1	2	3	6
Spike ALBRECHT (So.)	-	-	1	1	2

20+ POINT

	2010-11	2011-12	2012-13	2013-14	Career
Nik STAUSKAS (So.)	-	-	3	9	12
Glenn ROBINSON III (So.)	-	-	5	3	8
Caris LEVERT (So.)	-	-	0	6	6
Jordan MORGAN (5th-Sr.)	3	0	0	-	3
Mitch MCGARY (So.)	-	-	2	-	2
Zak IRVIN (Fr.)	-	-	-	1	1

30+ POINT

	2010-11	2011-12	2012-13	2013-14	Career
None	-	-	-	-	-

7+ REBOUND

	2010-11	2011-12	2012-13	2013-14	Career
Jordan MORGAN (5th-Sr.)	10	11	8	6	35
Mitch MCGARY (So.)	-	-	16	5	21
Glenn ROBINSON III (So.)	-	-	13	4	17
Jon HORFORD (R-Jr.)	1	2	1	7	11
Caris LEVERT (So.)	-	-	0	5	5
Nik STAUSKAS (So.)	-	-	3	-	3
Derrick WALTON JR. (Fr.)	-	-	-	2	2

10+ REBOUND

	2010-11	2011-12	2012-13	2013-14	Career
Mitch MCGARY (So.)	-	-	8	2	10
Jordan MORGAN (5th-Sr.)	2	3	4	-	9
Jon HORFORD (R-Jr.)	0	0	0	2	2
Glenn ROBINSON III (So.)	-	-	2	-	2
Caris LEVERT (So.)	-	-	0	1	1
Derrick WALTON JR. (Fr.)	-	-	-	1	1

20+ REBOUND

	2010-11	2011-12	2012-13	2013-14	Career
none	-	-	-	-	-

5+ ASSIST

	2010-11	2011-12	2012-13	2013-14	Career
Nik STAUSKAS (So.)	-	-	0	6	6
Caris LEVERT (So.)	-	-	0	5	5
Derrick WALTON JR. (Fr.)	-	-	-	4	4
Mitch MCGARY (So.)	-	-	1	1	2
Spike ALBRECHT (So.)	-	-	0	2	2

10+ ASSIST

	2010-11	2011-12	2012-13	2013-14	Career
none	-	-	-	-	-

3+ STEAL

	2010-11	2011-12	2012-13	2013-14	Career
Mitch MCGARY (So.)	-	-	6	3	9
Glenn ROBINSON III (So.)	-	-	3	3	6
Caris LEVERT (So.)	-	-	0	3	3
Jordan MORGAN (5th-Sr.)	1	0	1	-	2
Nik STAUSKAS (So.)	-	-	1	-	1
Derrick WALTON JR. (Fr.)	-	-	-	1	1
Spike ALBRECHT (So.)	-	-	0	1	1

5+ STEAL

	2010-11	2011-12	2012-13	2013-14	Career
none	-	-	-	-	-

3+ BLOCK

	2010-11	2011-12	2012-13	2013-14	Career
Jon HORFORD (R-Jr.)	1	2	2	2	7
Jordan MORGAN (5th-Sr.)	2	0	0	1	3
Glenn ROBINSON III (So.)	-	-	0	1	1
Nik STAUSKAS (So.)	-	-	0	1	1
Mitch MCGARY (So.)	-	-	1	-	1

5+ BLOCK

	2010-11	2011-12	2012-13	2013-14	Career
none	-	-	-	-	-

Michigan Season High/Low

Overall Games

MICHIGAN | SEASON HIGHS

POINTS	107	HOUSTON BAPTIST (12/07/13)
FIELD GOALS MADE	36	HOUSTON BAPTIST (12/07/13)
FIELD GOAL ATTEMPTS	69	at Iowa State (11/17/13)
FIELD GOAL PERCENTAGE	.643 (36-56)	HOUSTON BAPTIST (12/07/13)
3 PT FIELD GOALS MADE	16	HOUSTON BAPTIST (12/07/13)
3 PT FG ATTEMPTS	31	NEBRASKA (02/05/14)
3 PT FG PERCENTAGE	.615 (16-26)	HOUSTON BAPTIST (12/07/13)
FREE THROWS MADE	25	at Michigan State (01/25/14)
FREE THROW ATTEMPTS	32	UMASS-LOWELL (11/08/13)
FREE THROW PERCENTAGE	1.000 (14-14)	NEBRASKA (02/05/14)
REBOUNDS	44	COPPIN STATE (11/29/13)
ASSISTS	26	HOUSTON BAPTIST (12/07/13)
STEALS	12	vs Charlotte (11/24/13)
BLOCKED SHOTS	7	at Wisconsin (01/18/14)
TURNOVERS	16	PURDUE (01/30/14)
FOULS	22	vs Stanford (12/21/13)

MICHIGAN | SEASON LOWS

POINTS	52	at Indiana (02/02/14)
FIELD GOALS MADE	18	at Indiana (02/02/14)
FIELD GOAL ATTEMPTS	44	at Minnesota (01/02/14)
FIELD GOAL PERCENTAGE	.311 (19-61)	vs Charlotte (11/24/13)
3 PT FIELD GOALS MADE	3	at Duke (12/03/13)
	3	at Indiana (02/02/14)
3 PT FG ATTEMPTS	13	at Duke (12/03/13)
	13	at Wisconsin (01/18/14)
	13	PURDUE (01/30/14)
	13	at Indiana (02/02/14)
3 PT FG PERCENTAGE	.217 (5-23)	vs Charlotte (11/24/13)
FREE THROWS MADE	3	at Nebraska (01/09/14)
FREE THROW ATTEMPTS	9	at Iowa State (11/17/13)
	9	at Nebraska (01/09/14)
FREE THROW PERCENTAGE	.333 (3-9)	at Nebraska (01/09/14)
REBOUNDS	20	at Nebraska (01/09/14)
ASSISTS	5	WISCONSIN (02/16/14)
STEALS	0	WISCONSIN (02/16/14)
BLOCKED SHOTS	0	at Iowa State (11/17/13)
	0	at Duke (12/03/13)
	0	at Ohio State (02/11/14)
	0	WISCONSIN (02/16/14)
TURNOVERS	6	PENN STATE (01/14/14)
FOULS	9	HOUSTON BAPTIST (12/07/13)

MICHIGAN | INDIVIDUAL SEASON HIGHS

Points	26	Stauskas, Nik vs Iowa (01/22/14)
	26	Stauskas, Nik vs Florida State (11/22/13)
Field Goals Made	9	Robinson III, Glenn at Nebraska (01/09/14)
	9	Irvin, Zak vs Coppin State (11/29/13)
Field Goal Att.	18	LeVert, Caris at Duke (12/03/13)
	18	Stauskas, Nik at Iowa State (11/17/13)
FG Pct (min 5 made)	.889 (8-9)	Robinson III, Glenn vs Arizona (12/14/13)
3-Point FG Made	6	Stauskas, Nik vs Houston Baptist (12/07/13)
	6	Irvin, Zak vs Coppin State (11/29/13)
	6	LeVert, Caris vs S.C. State (11/12/13)
3-Point FG Att.	10	Irvin, Zak vs Coppin State (11/29/13)
	10	Stauskas, Nik at Iowa State (11/17/13)
3-Pt FG Pct (min 3 made)	1.000 (3-3)	LeVert, Caris at Wisconsin (01/18/14)
	1.000 (3-3)	Walton Jr, Derrick vs Houston Bapt (12/07/13)
Free Throws Made	9	Walton Jr, Derrick at Michigan State (01/25/14)
	9	Stauskas, Nik vs Stanford (12/21/13)
	9	Stauskas, Nik vs Florida State (11/22/13)
Free Throw Att.	12	Stauskas, Nik vs Florida State (11/22/13)
FT Pct (min 3 made)	1.000 (9-9)	Stauskas, Nik vs Stanford (12/21/13)
Rebounds	15	Horford, Jon vs S.C. State (11/12/13)
Assists	8	Stauskas, Nik vs Nebraska (02/05/14)
Steals	4	Albrecht, Spike vs Iowa (01/22/14)
	4	LeVert, Caris at Wisconsin (01/18/14)
	4	McGary, Mitch vs Houston Baptist (12/07/13)
	4	McGary, Mitch vs Charlotte (11/24/13)
	4	McGary, Mitch at Iowa State (11/17/13)
	4	Robinson III, Glenn at Iowa State (11/17/13)
Blocked Shots	4	Robinson III, Glenn at Minnesota (01/02/14)
	4	Horford, Jon vs Arizona (12/14/13)
Turnovers	4	seven times
Fouls	5	four times

First Half Only

MICHIGAN | SEASON HIGHS

POINTS	60	HOUSTON BAPTIST (12/07/13)
FIELD GOALS MADE	23	HOUSTON BAPTIST (12/07/13)
FIELD GOAL ATTEMPTS	35	at Iowa State (11/17/13)
FIELD GOAL PERCENTAGE	.676 (23-34)	HOUSTON BAPTIST (12/07/13)
3 PT FIELD GOALS MADE	12	S.C. State (11/12/13)
3 PT FG ATTEMPTS	19	S.C. State (11/12/13)
3 PT FG PERCENTAGE	.800 (4-5)	at Wisconsin (01/18/14)
FREE THROWS MADE	11	vs Charlotte (11/24/13)
FREE THROW ATTEMPTS	15	UMASS-LOWELL (11/08/13)
FREE THROW PERCENTAGE	1.000 (10-10)	NEBRASKA (02/05/14)
REBOUNDS	22	two times
ASSISTS	18	HOUSTON BAPTIST (12/07/13)
STEALS	7	HOUSTON BAPTIST (12/07/13)
BLOCKED SHOTS	5	three times
TURNOVERS	8	two times
FOULS	9	vs Charlotte (11/24/13)

MICHIGAN | SEASON LOW

POINTS	19	WISCONSIN (02/16/14)
FIELD GOALS MADE	6	UMASS-LOWELL (11/08/13)
FIELD GOAL ATTEMPTS	20	at Indiana (02/02/14)
FIELD GOAL PERCENTAGE	.235 (8-34)	vs Charlotte (11/24/13)
3 PT FIELD GOALS MADE	0	at Indiana (02/02/14)
3 PT FG ATTEMPTS	4	at Indiana (02/02/14)
3 PT FG PERCENTAGE	.000 (0-4)	at Indiana (02/02/14)
FREE THROWS MADE	0	at Iowa State (11/17/13)
FREE THROW ATTEMPTS	0	at Iowa State (11/17/13)
FREE THROW PERCENTAGE	.000 (0-0)	at Iowa State (11/17/13)
REBOUNDS	10	two times
ASSISTS	0	WISCONSIN (02/16/14)
STEALS	0	four times
BLOCKED SHOTS	0	11 times
TURNOVERS	1	HOUSTON BAPTIST (12/07/13)
FOULS	2	NEBRASKA (02/05/14)

Second Half Only

MICHIGAN | SEASON HIGHS

POINTS	50	at Michigan State (01/25/14)
FIELD GOALS MADE	18	at Nebraska (01/09/14)
FIELD GOAL ATTEMPTS	34	at Iowa State (11/17/13)
FIELD GOAL PERCENTAGE	.682 (15-22)	PURDUE (01/30/14)
3 PT FIELD GOALS MADE	6	four times
3 PT FG ATTEMPTS	17	IOWA (01/22/14)
3 PT FG PERCENTAGE	.625 (5-8)	at Michigan State (01/25/14)
FREE THROWS MADE	23	at Michigan State (01/25/14)
FREE THROW ATTEMPTS	27	at Michigan State (01/25/14)
FREE THROW PERCENTAGE	1.000 (4-4)	NEBRASKA (02/05/14)
REBOUNDS	29	COPPIN STATE (11/29/13)
ASSISTS	11	UMASS-LOWELL (11/08/13)
STEALS	6	three times
BLOCKED SHOTS	5	COPPIN STATE (11/29/13)
TURNOVERS	9	at Iowa (02/08/14)
FOULS	14	vs Stanford (12/21/13)

MICHIGAN | SEASON LOW

POINTS	30	two times
FIELD GOALS MADE	10	two times
FIELD GOAL ATTEMPTS	19	at Minnesota (01/02/14)
FIELD GOAL PERCENTAGE	.355 (11-31)	S.C. State (11/12/13)
3 PT FIELD GOALS MADE	2	four times
3 PT FG ATTEMPTS	6	three times
3 PT FG PERCENTAGE	.167 (2-12)	vs Charlotte (11/24/13)
FREE THROWS MADE	0	at Nebraska (01/09/14)
FREE THROW ATTEMPTS	3	at Nebraska (01/09/14)
FREE THROW PERCENTAGE	.000 (0-3)	at Nebraska (01/09/14)
REBOUNDS	7	ARIZONA (12/14/13)
ASSISTS	1	ARIZONA (12/14/13)
STEALS	0	four times
BLOCKED SHOTS	0	five times
TURNOVERS	2	three times
FOULS	6	three times

Opponent Season High/Low

Overall Games

Opponent | Season Highs

POINTS	85	at Iowa (02/08/14)
FIELD GOALS MADE	31	vs Florida State (11/22/13)
FIELD GOAL ATTEMPTS	66	vs Charlotte (11/24/13)
FIELD GOAL PERCENTAGE	.535 (23-43)	at Indiana (02/02/14)
3 PT FIELD GOALS MADE	10	at Iowa (02/08/14)
	10	HOLY CROSS (12/28/13)
3 PT FG ATTEMPTS	23	NORTHWESTERN (01/05/14)
	23	HOLY CROSS (12/28/13)
	23	at Duke (12/03/13)
3 PT FG PERCENTAGE	.615 (8-13)	at Indiana (02/02/14)
FREE THROWS MADE	17	at Iowa (02/08/14)
	17	vs Stanford (12/21/13)
FREE THROW ATTEMPTS	23	at Michigan State (01/25/14)
FREE THROW PERCENTAGE	.933 (14-15)	ARIZONA (12/14/13)
REBOUNDS	47	vs Charlotte (11/24/13)
ASSISTS	22	at Iowa (02/08/14)
STEALS	9	at Iowa (02/08/14)
	9	at Minnesota (01/02/14)
BLOCKED SHOTS	7	at Iowa (02/08/14)
TURNOVERS	17	vs Charlotte (11/24/13)
FOULS	24	UMASS-LOWELL (11/08/13)

Opponent | Season Lows

POINTS	42	UMASS-LOWELL (11/08/13)
FIELD GOALS MADE	14	UMASS-LOWELL (11/08/13)
FIELD GOAL ATTEMPTS	43	at Indiana (02/02/14)
FIELD GOAL PERCENTAGE	.286 (14-49)	UMASS-LOWELL (11/08/13)
3 PT FIELD GOALS MADE	2	COPPIN STATE (11/29/13)
	2	IOWA (01/22/14)
	2	PURDUE (01/30/14)
3 PT FG ATTEMPTS	10	ARIZONA (12/14/13)
	10	vs Stanford (12/21/13)
	10	IOWA (01/22/14)
3 PT FG PERCENTAGE	.118 (2-17)	COPPIN STATE (11/29/13)
FREE THROWS MADE	3	HOUSTON BAPTIST (12/07/13)
FREE THROW ATTEMPTS	4	HOUSTON BAPTIST (12/07/13)
FREE THROW PERCENTAGE	.533 (8-15)	PURDUE (01/30/14)
REBOUNDS	19	COPPIN STATE (11/29/13)
ASSISTS	6	COPPIN STATE (11/29/13)
	6	at Indiana (02/02/14)
STEALS	2	vs Stanford (12/21/13)
	2	PENN STATE (01/14/14)
BLOCKED SHOTS	0	UMASS-LOWELL (11/08/13)
	0	vs Charlotte (11/24/13)
TURNOVERS	2	WISCONSIN (02/16/14)
FOULS	12	at Iowa State (11/17/13)
	12	at Nebraska (01/09/14)

OPPONENT | Individual Season Highs

Points	27	Ferrell, Kevin (Yogi) at Indiana (02/02/14)
	27	Harris, Gary at Michigan State (01/25/14)
Field Goals Made	11	Kaminsky, Frank vs Wisconsin (02/16/14)
Field Goal Att.	17	Ross, LaQuinton at Ohio State (02/11/14)
	17	Marble, Roy Devyn at Iowa (02/08/14)
	17	HENRY, Pierria vs Charlotte (11/24/13)
FG Pct (min 5 made)	1.000 (5-5)	Vilde, Ricmonds vs Houston Baptist (12/07/13)
3-Point FG Made	7	Ferrell, Kevin (Yogi) at Indiana (02/02/14)
3-Point FG Att.	10	Marble, Roy Devyn at Iowa (02/08/14)
	10	Gallegos, Ray at Nebraska (01/09/14)
3-Pt FG Pct (min 3 made)	.875 (7-8)	Ferrell, Kevin (Yogi) at Indiana (02/02/14)
Free Throws Made	10	RANDLE, Chasson vs Stanford (12/21/13)
	10	Quinn Cook at Duke (12/03/13)
Free Throw Att.	11	Ross, LaQuinton at Ohio State (02/11/14)
	11	RANDLE, Chasson vs Stanford (12/21/13)
FT Pct (min 3 made)	1.000 (10-10)	Quinn Cook at Duke (12/03/13)
Rebounds	15	CLAYTON, Willie vs Charlotte (11/24/13)
Assists	10	Appling, Keith at Michigan State (01/25/14)
Steals	4	Hollins, Austin at Minnesota (01/02/14)
Blocked Shots	3	Olaseni, Gabriel at Iowa (02/08/14)
	3	Bojanovsky, Boris vs Florida State (11/22/13)
Turnovers	6	three times
Fouls	5	seven times

First Half Only

OPPONENT | SEASON HIGHS

POINTS	43	at Iowa (02/08/14)
FIELD GOALS MADE	16	at Iowa (02/08/14)
FIELD GOAL ATTEMPTS	33	PURDUE (01/30/14)
FIELD GOAL PERCENTAGE	.667 (14-21)	HOUSTON BAPTIST (12/07/13)
3 PT FIELD GOALS MADE	8	at Iowa (02/08/14)
3 PT FG ATTEMPTS	13	two times
3 PT FG PERCENTAGE	.727 (8-11)	at Iowa (02/08/14)
FREE THROWS MADE	8	at Michigan State (01/25/14)
FREE THROW ATTEMPTS	11	at Michigan State (01/25/14)
FREE THROW PERCENTAGE	1.000 (6-6)	UMASS-LOWELL (11/08/13)
REBOUNDS	23	at Duke (12/03/13)
ASSISTS	12	at Iowa (02/08/14)
STEALS	5	at Minnesota (01/02/14)
BLOCKED SHOTS	4	at Iowa (02/08/14)
TURNOVERS	10	three times
FOULS	11	UMASS-LOWELL (11/08/13)

OPPONENT | SEASON LOW

POINTS	21	NEBRASKA (02/05/14)
FIELD GOALS MADE	8	two times
FIELD GOAL ATTEMPTS	21	two times
FIELD GOAL PERCENTAGE	.286 (8-28)	S.C. State (11/12/13)
3 PT FIELD GOALS MADE	0	PURDUE (01/30/14)
3 PT FG ATTEMPTS	3	IOWA (01/22/14)
3 PT FG PERCENTAGE	.000 (0-6)	PURDUE (01/30/14)
FREE THROWS MADE	0	two times
FREE THROW ATTEMPTS	0	two times
FREE THROW PERCENTAGE	.000 (0-0)	two times
REBOUNDS	6	HOUSTON BAPTIST (12/07/13)
ASSISTS	2	NEBRASKA (02/05/14)
STEALS	0	three times
BLOCKED SHOTS	0	seven times
TURNOVERS	1	WISCONSIN (02/16/14)
FOULS	4	four times

Second Half Only

OPPONENT | SEASON HIGHS

POINTS	47	at Duke (12/03/13)
FIELD GOALS MADE	16	ARIZONA (12/14/13)
FIELD GOAL ATTEMPTS	38	two times
FIELD GOAL PERCENTAGE	.650 (13-20)	at Indiana (02/02/14)
3 PT FIELD GOALS MADE	6	HOLY CROSS (12/28/13)
3 PT FG ATTEMPTS	12	three times
3 PT FG PERCENTAGE	1.000 (3-3)	at Indiana (02/02/14)
FREE THROWS MADE	15	vs Stanford (12/21/13)
FREE THROW ATTEMPTS	18	two times
FREE THROW PERCENTAGE	1.000 (6-6)	NORTHWESTERN (01/05/14)
REBOUNDS	29	vs Charlotte (11/24/13)
ASSISTS	10	at Iowa (02/08/14)
STEALS	6	at Iowa (02/08/14)
BLOCKED SHOTS	4	vs Stanford (12/21/13)
TURNOVERS	10	UMASS-LOWELL (11/08/13)
FOULS	18	at Michigan State (01/25/14)

OPPONENT | SEASON LOW

POINTS	19	two times
FIELD GOALS MADE	6	two times
FIELD GOAL ATTEMPTS	20	at Indiana (02/02/14)
FIELD GOAL PERCENTAGE	.237 (9-38)	HOUSTON BAPTIST (12/07/13)
3 PT FIELD GOALS MADE	0	two times
3 PT FG ATTEMPTS	3	at Indiana (02/02/14)
3 PT FG PERCENTAGE	.000 (0-11)	HOUSTON BAPTIST (12/07/13)
FREE THROWS MADE	1	HOUSTON BAPTIST (12/07/13)
FREE THROW ATTEMPTS	2	HOUSTON BAPTIST (12/07/13)
FREE THROW PERCENTAGE	.500 (1-2)	HOUSTON BAPTIST (12/07/13)
REBOUNDS	9	at Duke (12/03/13)
ASSISTS	1	COPPIN STATE (11/29/13)
STEALS	1	five times
BLOCKED SHOTS	0	seven times
TURNOVERS	1	two times
FOULS	5	two times

The Last Time ...

IN THE RANKING (Listed AP/ESPN-USA Today Coaches Poll)

Michigan was ranked	Feb. 17, 2014, National Polls: Associated Press (20th) ESPN/USA Today Coaches Poll (20th)
Michigan defeated a ranked opponent	Feb. 11, 2014, at 22/20 Ohio State: U-M won 70-60 at Value City Arena in Columbus, Ohio
Michigan lost to a ranked opponent	Feb. 16, 2014, #21/21 Wisconsin, U-M lost 75-62 at Crisler Center in Ann Arbor, Mich.
Michigan defeated a ranked opponent at home	Jan. 22, 2014, #10/10 Iowa, U-M won 75-67 at Crisler Center in Ann Arbor, Mich.
Michigan defeated a ranked opponent on the road	Feb. 11, 2014, at 22/20 Ohio State: U-M won 70-60 at Value City Arena in Columbus, Ohio
Michigan defeated a top 10 ranked opponent at home	Jan. 22, 2014, #10/10 Iowa, U-M won 75-67 at Crisler Center in Ann Arbor, Mich.
Michigan defeated a top 10 ranked opponent on the road	Jan. 25, 2014, at #3/3 Michigan State, U-M won 80-75 at the Breslin Center in East Lansing, Mich.
Michigan was ranked No. 1	Jan. 28, 2013, Michigan 1st in AP poll, 2nd in ESPN/USA Today Coaches Poll
Michigan faced the No. 1 ranked team	Dec. 14, 2013, #1/1 Arizona: U-M lost 72-70 at Crisler Center in Ann Arbor, Mich.
Michigan defeated the No. 1 ranked team	Dec. 14, 1997, #1/1 Duke: U-M won 81-73 at Crisler Center in Ann Arbor, Mich.

OVERTIME / THE LAST SECOND

Michigan won an overtime game	Nov. 22, 2013, vs. Florida State (Puerto Rico Tip-Off), Michigan won 82-80 (OT)
Michigan lost an overtime game	Feb. 9, 2013, at Wisconsin, Wisconsin won 65-62 (OT)
Michigan won on a buzzer beater	Nov. 29, 2008, Savannah State: DeShawn Sims corner 20-footer, 0.8
Opponent won on a buzzer beater	Nov. 24, 2013, vs. Charlotte: Terrence Williams tip-in rebound off a miss with, 0.4

DOUBLE-FIGURE SCORING

Michigan had two in double figures	Feb. 2, 2014, at Indiana: Derrick Walton Jr. (13) & Caris LeVert (12)
Michigan had three in double figures	Feb. 16, 2014, Wisconsin: Caris LeVert (25), Nik Stauskas (11), Glenn Robinson III (10)
Michigan had four in double figures	Jan. 30, 2014, Purdue: N. Stauskas (16), C. LeVert (14), D. Walton Jr. (14), J. Morgan (11)
Michigan had five in double figures	Jan. 9, 2014, at Nebraska: G. Robinson III (19), J. Morgan (15), N. Stauskas (12), C. LeVert (10), D. Walton Jr. (10)
Michigan had six in double figures	Jan. 26, 2002, Vermont: D. Ingerson (13), B. Robinson Jr. (12), L. Blanchard (12), C. Young (10), A. Queen (10), L. Jones (10)
Michigan had all five starters in double figures	Jan. 9, 2014, at Nebraska: G. Robinson III (19), J. Morgan (15), N. Stauskas (12), C. LeVert (10), D. Walton Jr. (10)
Michigan had two players with 20-plus points	Jan. 18, 2014, at Wisconsin: Nik Stauskas (23) & Caris LeVert (20)
Michigan had three players with 20-plus points	Dec. 10, 2011, at Oakland: Tim Hardaway Jr. (21), Trey Burke (20) and Evan Smotrycz (20)
Michigan had two players with 30-plus points	March 12, 1994, at Northwestern: Jalen Rose (33) and Juwan Howard (32)

INDIVIDUAL SCORING

U-M player had 20 or more points	Feb. 16, 2014, Wisconsin: Caris LeVert (25)
U-M player had 30 or more points	Feb. 19, 2011, at Iowa: Tim Hardaway Jr. (30)
U-M player had 40 or more points	Jan. 9, 1988, Minnesota: Glen Rice (40)
Opponent player had 20 or more points	Feb. 16, 2014, Wisconsin: Frank Kaminsky (25)
Opponent player had 30 or more points	March 6, 2013, at Purdue: Terone Johnson (32)
Opponent player had 40 or more points	Dec. 30, 1993, Arizona: Khalid Reeves (40)

INDIVIDUAL REBOUNDING

U-M player had 10 or more rebounds	Feb. 11, 2014 at Ohio State: Derrick Walton Jr. (10)
U-M player had 15 or more rebounds	Nov. 12, 2013, S.C. State: Jon Horford (15)
U-M player had 20 or more rebounds	Dec. 22, 2008, Florida Gulf Coast: DeShawn Sims (20)
Opponent player had 10 or more rebounds	Feb. 16, 2014, Wisconsin: Frank Kaminsky (11)

INDIVIDUAL ASSISTS

U-M player had five-plus assists	Feb. 11, 2014 at Ohio State: Derrick Walton Jr. (6)
U-M player had 10-plus assists	March 29, 2013, vs. Kansas: Trey Burke (10)

INDIVIDUAL BLOCKS

U-M player had five-plus blocks	Nov. 12, 2013, S.C. State: Nik Stauskas (5)
U-M player had 10-plus blocks	Dec. 7, 1985, Florida Southern: Roy Tarpley (10)

INDIVIDUAL STEALS

U-M player had five-plus steals	March 31, 2013, vs. Florida: Mitch McGary (5)
U-M player had 10-plus steals	has yet to happen

DOUBLE-DOUBLE

U-M player had a double-double (point-rebound)	Jan. 30, 2014, Purdue: Caris LeVert (14 points, 11 rebounds)
U-M player had a double-double (point-assist)	March 29, 2013, vs. Kansas: Trey Burke (23 points, 10 assists)
U-M player had a double-double (point-block)	Dec. 7, 1985, Florida Southern: Roy Tarpley (19 points, 10 blocks)
Michigan had two players with a double-double	Jan. 6, 2013, Iowa: Glenn Robinson III (20 points, 10 rebounds) & Trey Burke (19 points, 12 assists)

TRIPLE-DOUBLE

U-M player had a triple-double (point-rebound-assist)	Jan. 30, 2011, Iowa: Darius Morris (12 points, 10 rebounds, 11 assists)
	Nov. 14, 2009, Northern Michigan: Manny Harris (18 points, 13 rebounds, 10 assists)
	March 14, 1987 vs. North Carolina (NCAA), Gary Grant (24 points, 10 rebounds, 10 assists)

The Last Time ...

TEAM SCORING

Michigan scored 100 or more points	Dec. 7, 2013, Houston Baptist: Michigan (107) - U-M won 107-53
Michigan scored 90 or more points	Nov. 12, 2013, S.C. State: Michigan (93) - U-M won 93-59
Michigan scored 80 or more points	Jan. 25, 2014, at Michigan State: Michigan (80) - U-M won 80-75
Michigan scored fewer than 50 points	Jan. 29, 2012, at Ohio State: Michigan (49) - U-M lost 64-49
Opponent scored 100 point or more points	Dec. 8, 2001, Duke: Duke (104) - Duke won 104-83
Opponent scored fewer than 50 points	Feb. 5, 2014, Nebraska: Nebraska (50) - U-M won 79-50
Opponent scored fewer than 40 points	Dec. 11, 2012, Binghamton: Binghamton (39) - U-M won 67-39

TEAM REBOUNDING

Michigan had more than 50 rebounds	Nov. 25, 2008, Norfolk State: Michigan (53)
Michigan had more than 40 rebounds	Nov. 29, 2013, Coppin State: Michigan (44)
Michigan had fewer than 25 rebounds	Feb. 2, 2014, at Indiana: Michigan (22)
Opponent had more than 50 rebounds	March 10, 2013, Indiana: Indiana (53)
Opponent had fewer than 25 rebounds	Jan. 5, 2014, Northwestern: Northwestern (21)

TEAM ASSISTS

Michigan had more than 20 assists	Feb. 5, 2014, Nebraska: Michigan (21)
Michigan had more than 15 assists	Jan. 22, 2014, Iowa: Michigan (15)
Michigan had fewer than 10 assists	Feb. 16, 2014, Wisconsin: Michigan (5)

TEAM BLOCKS

Michigan had more than 10 blocks	Feb. 24, 2007, at Minnesota: Michigan (10)
Michigan had more than five blocks	Jan. 30, 2014, Purdue: Michigan (6)
Michigan had fewer than five blocks	Feb. 16, 2014, Wisconsin: Michigan (0)

TEAM STEALS

Michigan had more than 10 steals	Nov. 24, 2013, vs. Charlotte: Michigan (12)
Michigan had more than five steals	Feb. 5, 2014, Nebraska: Michigan (5)
Michigan had fewer than five steals	Feb. 16, 2014, Wisconsin: Michigan (0)

TEAM FIELD GOALS

Michigan had more than 40 field goals made	Feb. 22, 1998, Indiana: Michigan (42)
Michigan had more than 30 field goals made	Jan. 9, 2014, at Nebraska: Michigan (31)
Michigan had fewer than 20 field goals made	Feb. 16, 2014, Wisconsin: Michigan (20)
Michigan had more than 70 field goal attempts	March 29, 2013, vs. Kansas: Michigan (71)
Michigan had more than 60 field goal attempts	Nov. 29, 2013, Coppin State: Michigan (62)
Michigan had fewer than 40 field goal attempts	Feb. 6, 2010, Wisconsin: Michigan (39)
Michigan shot over 60 percent from the field	Jan. 30, 2014, Purdue: Michigan 60.9 percent (28-for-46)
Michigan shot over 50 percent from the field	Feb. 5, 2014, Nebraska: Michigan 50.0 percent (26-for-52)
Michigan shot less than 30 percent from the field	Nov. 27, 2010, UTEP: Michigan 30.2 percent (16-for-53)

TEAM 3-POINT FIELD GOALS

Michigan had more than 15 three-point field goals	Dec. 7, 2013, Houston Baptist: Michigan (16)
Michigan had more than 10 three-point field goals	Feb. 5, 2014, Nebraska: Michigan (13)
Michigan had fewer than five three-point field goals	Feb. 2, 2014, at Indiana: Michigan (3)
Michigan did not make three-point field goal	March 3, 2013, Michigan State: Michigan (0)
Michigan had more than 30 three-point field goal attempts	Feb. 5, 2014, Nebraska: Michigan (31)
Michigan had more than 20 three-point field goal attempts	Feb. 8, 2014, at Iowa: Michigan (25)
Michigan had fewer than 10 three-point field goals attempts	Dec. 15, 2007, Central Michigan: Michigan (8)
Michigan shot over 50 percent on three-pointers	Jan. 30, 2014, Purdue: Michigan 53.8 percent (7-for-13)
Michigan shot over 40 percent on three-pointers	Feb. 11, 2014, at Ohio State: Michigan 47.1 (8-for-17)
Michigan shot less than 25 percent on three-pointers	Feb. 2, 2014, at Indiana: Michigan 23.1 percent (3-for-13)

TEAM FREE THROWS MADE

Michigan had more than 30 free throws made	Feb. 14, 2001 vs. Iowa: Michigan (34)
Michigan had more than 20 free throws made	Jan. 25, 2014, at Michigan State: Michigan (25)
Michigan had fewer than 10 free throws made	Jan. 9, 2014, at Nebraska: Michigan (3)
Michigan had more than 30 free throw attempts	Jan. 25, 2014, at Michigan State: Michigan (30)
Michigan had more than 20 free throw attempts	Feb. 11, 2014, at Ohio State: Michigan (22)
Michigan had fewer than 10 free throw attempts	Jan. 9, 2014, at Nebraska: Michigan (9)
Michigan shot 100 percent on free throws	Feb. 5, 2014, Nebraska: Michigan 1.000 (14-for-14)
Michigan shot over 90 percent on free throws	Nov. 29, 2013, Coppin State: Michigan 92.9 percent (13-for-14)
Michigan shot less than 50 percent on free throws	Jan. 9, 2014, at Nebraska: Michigan 33.3 percent (3-for-9)

FOULS

Michigan had more than 20 fouls	Dec. 21, 2013, vs. Stanford: Michigan (22)
Michigan had more than 15 fouls	Feb. 16, 2014, Wisconsin: Michigan (16)
Michigan had fewer than 10 fouls	Feb. 5, 2014, Nebraska: Michigan (10)

TURNOVERS

Michigan had more than 20 turnovers	Jan. 28, 2009, at Ohio State: Michigan (21)
Michigan had more than 10 turnovers	Feb. 8, 2014, at Iowa: Michigan (12)
Michigan had fewer than 10 turnovers	Feb. 16, 2014, Wisconsin: Michigan (9)
Michigan had fewer than five turnovers	Jan. 30, 2013, Northwestern: Michigan (2)

2013-14 Box Scores



Glenn Robinson III led six Wolverines in double figures with 33 points after going 12-for-15 from the field with a 4-for-6 performance from long range.



Nick Stauskas was on of four Wolverines in double figures leading U-M with 17 points. He added six rebounds, four assists and block and a steal in 31 minutes.



After a sluggish first half, Caris LeVert, who had a team-best 17 points, guided U-M with a 26-2 second half run to claim a season opening victory over UMass-Lowell.

EXHIBITION 1

#7/9 MICHIGAN: 117

Concordia: 44

October 29, 2013

Ann Arbor, Mich. • Crisler Center

TV: BTDN



No.	#7/9 U-M	FG	3FG	FT	O-D	TOT	F	TP	A	TO	B	S	MIN
15	J. Horford, f	1-4	0-0	2-2	2-10	12	1	4	1	0	2	1	22
52	J. Morgan, f	3-5	0-0	4-4	4-3	7	1	10	0	1	0	14	
1	G. Robinson III, g	12-15	4-6	5-5	1-2	3	0	33	4	1	0	2	25
2	S. Albrecht, g	1-2	1-1	2-2	1-1	2	2	5	4	1	0	0	21
11	N. Stauskas, g	7-8	2-3	7-7	0-3	3	0	23	3	0	1	1	26
5	A. Dakich	0-1	0-0	0-2	1-2	3	0	0	0	0	0	0	4
10	D. Walton Jr.	4-7	2-4	1-2	0-4	4	0	11	4	1	0	2	24
12	C. McConnell	0-2	0-2	0-0	0-0	0	0	0	0	0	0	0	4
20	S. Loneragan	0-0	0-0	0-0	0-0	0	0	0	0	1	1	0	4
21	Z. Irvin	4-7	1-2	1-3	1-0	1	1	10	0	0	0	0	19
23	C. LeVert	7-8	1-2	1-3	1-3	4	1	16	10	1	0	3	21
34	M. Donnal	1-2	0-1	1-2	0-0	0	0	3	0	0	1	0	5
44	M. Bielfeldt	1-2	0-1	0-1	0-3	3	2	2	0	1	0	1	11
TEAM		0-1											
TOTALS		41-63	11-22	24-33	11-32	43	8	117	26	6	6	10	200
TOTAL FG%:		1st: 22-27	.815	2nd: 19-36	.528	Game: 41-63		.651					
3-PT FG%:		1st: 4-7	.571	2nd: 7-15	.467	Game: 11-22		.500					
FT%:		1st: 12-15	.800	2nd: 12-18	.667	Game: 24-33		.727					
Deadball: 5													

No.	Concordia	FG	3FG	FT	O-D	TOT	F	TP	A	TO	B	S	MIN
15	J. Schienke, f	1-4	0-0	0-0	1-1	2	4	2	0	3	0	0	16
4	A. Olsen, f	1-8	0-0	0-1	0-1	1	4	2	0	1	0	0	19
03	J. Fugate, g	2-9	2-7	0-0	0-2	2	4	6	1	3	0	0	22
04	J. Schaeffer, g	1-7	1-5	0-0	0-1	1	2	3	1	1	0	0	21
14	A. Patrick, g	1-1	0-0	0-0	0-0	0	1	2	0	2	0	1	11
00	M. Kurvits-Statum	2-2	2-2	0-0	0-0	0	1	6	1	2	0	0	17
10	J. Ranc	0-7	0-5	2-2	0-1	1	1	2	0	2	0	0	16
11	C. Houston	0-0	0-0	0-0	0-1	1	1	0	0	1	0	0	7
12	E. Shinevare	0-0	0-0	0-0	0-0	0	1	0	1	0	0	0	6
22	J. Remstad	1-3	0-1	0-0	4-3	7	2	2	1	2	0	0	15
23	T. Smith	4-5	2-2	0-1	1-1	2	2	10	2	2	0	1	13
30	A. Elam	0-1	0-1	0-0	0-2	2	0	0	2	1	0	0	4
32	J. Orwick	1-4	1-4	0-0	0-0	0	1	3	0	1	0	0	6
33	B. Miller	3-6	0-0	0-1	2-0	2	3	6	0	0	0	0	17
34	T. Travis	0-1	0-1	0-0	0-2	2	0	0	0	0	0	0	6
50	A. Ndoeye	0-0	0-0	0-0	0-1	1	0	0	0	0	1	0	4
TEAM													
TOTALS													
TOTAL FG%: 1st: 7-23 .304 2nd: 10-35 .286 Game: 17-58 .293													
3-PT FG%: 1st: 3-9 .333 2nd: 5-20 .250 Game: 8-29 .276													
FT%: 1st: 2-3 .667 2nd: 0-1 .000 Game: 2-4 .500													
Deadball: 0													

Technical Fouls: None

Foul Out: U-M - None; Concordia - None

Officials: Brian Dorsey, Brett Gearhart, Bobby Daw

Attendance: 12,707 (sellout)

Score by Half

#7/9 Michigan..... 60-57 117

Concordia..... 19-25 44

EXHIBITION 2

#7/9 MICHIGAN: 79

Wayne State: 60

November 4, 2013

Ann Arbor, Mich. • Crisler Center

TV: BTN



No.	#7/9 U-M	FG	3FG	FT	O-D	TOT	F	TP	A	TO	B	S	MIN
1	G. Robinson III, f	5-10	1-3	4-5	2-1	3	1	15	3	3	0	1	32
15	J. Horford, f	1-2	0-0	0-0	2-7	9	4	2	1	2	2	0	25
52	J. Morgan, f	0-0	0-0	3-4	1-5	6	1	3	1	0	0	1	14
10	D. Walton Jr., g	1-4	1-3	4-5	0-3	3	0	7	4	2	0	1	27
11	N. Stauskas, g	5-8	2-4	5-5	0-6	6	2	17	4	2	1	1	31
2	S. Albrecht	2-3	1-2	1-2	0-0	0	2	6	0	0	0	0	13
21	Z. Irvin	5-8	3-5	0-0	0-0	0	1	13	0	0	0	0	19
23	C. LeVert	5-10	1-3	5-7	0-1	1	1	16	3	1	0	0	28
34	M. Donnal	0-0	0-0	0-0	0-0	0	2	0	0	0	0	0	2
44	M. Bielfeldt	0-1	0-1	0-0	0-0	0	0	0	0	0	0	0	9
TEAM													
TOTALS													
TOTAL FG%: 1st: 15-23 .652 2nd: 9-23 .391 Game: 24-46 .522													
3-PT FG%: 1st: 7-11 .636 2nd: 2-10 .200 Game: 9-21 .429													
FT%: 1st: 9-11 .818 2nd: 13-17 .765 Game: 22-28 .786													
Deadball: 1													

No.	Wayne State	FG	3FG	FT	O-D	TOT	F	TP	A	TO	B	S	MIN	
20	M. Lewis, f	6-9	2-4	1-2	2-4	6	3	3	15	1	2	0	1	32
33	B. Coleman, f	10-24	4-10	1-2	5-4	9	1	25	1	4	1	1	38	
44	M. Martin, c	1-5	0-0	2-2	3-0	3	2	4	0	0	1	1	17	
00	C. Phillips, g	0-10	0-3	0-1	1-6	7	4	0	5	1	0	0	36	
30	C. Bishop, g	3-10	0-0	3-3	1-2	3	3	9	3	1	0	1	28	
03	G. Toma	2-3	1-2	0-0	1-2	3	3	5	0	2	0	0	26	
21	J. Williamson	0-0	0-0	0-0	0-1	1	1	0	0	0	0	0	2	
34	J. Ndong	1-2	0-0	0-0	0-1	1	5	2	0	0	0	0	21	
TEAM						2-1	3					1		
TOTALS		23-63	7-19	7-10	15-21	36	22	60	10	11	2	4	200	
TOTAL FG%:		1st: 11-27	.407	2nd: 12-36	.333	Game: 23-63						.365		
3-PT FG%:		1st: 5-10	.500	2nd: 2-9	.222	Game: 7-19						.368		
FT%:		1st: 3-4	.750	2nd: 4-6	.667	Game: 7-10						.700		
Deadball: 3														

Technical Fouls: None

Foul Out: U-M - None; Wayne State - None

Officials: Ed Hightower, D.J. Carstensen, Kelly Pfeiffer

Attendance: 11,898

Score by Half

#7/9 Michigan..... 46-33 79

Wayne State..... 30-30 60

GAME 1

#7/9 MICHIGAN: 69

UMass-Lowell: 42

November 8, 2013

Ann Arbor, Mich. • Crisler Center

TV: BTDN



No.	#7/9 U-M	FG	3FG	FT	O-D	TOT	F	TP	A	TO	B	S	MIN	
1	G. Robinson III, f	4-8	0-3	7-10	3-4	7	3	15	4	1	0	3	36	
15	J. Horford, f	2-8	0-1	1-2	5-7	12	1	5	1	0	1	1	22	
10	D. Walton Jr, g	1-4	0-1	4-4	0-4	4	0	6	4	1	0	3	27	
11	N. Stauskas, g	1-5	1-3	6-8	0-1	1	2	9	2	2	0	0	25	
23	C. LeVert, g	6-11	1-3	4-5	0-5	5	1	17	1	1	0	2	35	
2	S. Albrecht	2-4	1-2	0-0	1-0	1	1	5	1	0	0	0	12	
5	A. Dakich	0-1	0-0	0-0	0-0	0	0	0	0	0	0	0	2	
12	C. McConnell	0-0	0-0	0-0	0-0	0	0	0	0	0	0	0	2	
14	B. Anlauf	0-0	0-0	0-0	0-0	0	0	0	0	0	0	0	2	
20	S. Loneragan	0-0	0-0	0-0	0-2	2	0	0	0	0	1	0	2	
21	Z. Irvin	3-7	2-4	2-3	0-0	0	1	10	0	0	0	0	17	
44	M. Bielfeldt	0-3	0-1	0-0	2-0	2	0	0	0	1	0	0	6	
52	J. Morgan	1-2	0-0	0-0	1-2	3	2	2	0	1	0	1	12	
TEAM					2-0		2							
TOTALS		20-53		5-18	24-32	14-25	39	11	69	13	7	2	10	200
TOTAL FG%:		1st:	6-23	.261	2nd:	14-30	.467	Game:		20-53		.377		
3-PT FG%:		1st:	1-9	.111	2nd:	4-9	.444	Game:		5-18		.278		
FT%:		1st:	10-15	.667	2nd:	14-17	.824	Game:		24-32		.750		
Deadball: .450														

2013-14 Box Scores



Knocking down his first five three-pointers, Caris LeVert went on to lead U-M with 24 points and a 93-59 victory over S.C. STATE at Crisler Center.



Nik Stauskas led U-M with his second straight 20 point game with exactly 20 points as he knocked down four three-pointers with six assists and four rebounds.



Nik Stauskas made it three straight games scoring 20-plus points as he finished with a team-best 24 in the win over Long Beach State at the Puerto Rico Tip-Off

GAME 2
#7/8 MICHIGAN: 93
S.C. STATE: 59
November 12, 2013
Ann Arbor, Mich. • Crisler Center
TV: BTDN



No.	#7/8 U-M	FG	3FG	FT	O-D	TOT	F	TP	A	TO	B	S	MIN
1	G. Robinson III, f	4-12	1-4	4-5	0-9	9	2	13	1	1	0	3	31
15	J. Horford, f	4-8	0-0	1-1	5-10	15	1	9	1	1	1	0	24
10	D. Walton Jr., g	5-10	1-4	1-1	0-0	0	2	12	1	3	0	0	24
11	N. Stauskas, g	6-7	5-6	6-8	1-5	6	3	23	5	1	0	0	28
23	C. LeVert, g	7-11	6-7	4-4	0-3	3	1	24	4	0	2	1	31
2	S. Albrecht	0-0	0-0	0-0	0-0	0	0	0	3	0	0	0	14
5	A. Dakich	0-0	0-0	0-0	0-0	0	1	0	1	1	0	0	2
12	C. McConnell	0-1	0-1	0-0	0-0	0	1	0	0	0	0	0	2
14	B. Anlauf	0-0	0-0	0-0	0-1	1	0	0	0	0	0	0	2
20	S. Loneragan	0-1	0-0	0-0	0-0	0	0	0	0	0	0	0	2
21	Z. Irvin	2-7	1-5	0-0	0-0	0	1	5	1	1	0	0	21
44	M. Bielfeldt	1-2	1-1	0-0	1-0	1	2	3	0	0	0	1	4
52	J. Morgan	2-2	0-0	0-0	1-5	6	1	4	2	1	2	1	15
TEAM					1-1	2							
TOTALS		31-61	15-28	16-19	9-34	43	15	93	19	9	5	6	200
TOTAL FG%:		1st: 20-30	.667	2nd: 11-31	.355	Game: 31-61	.508						
3-PT FG%:		1st: 12-19	.632	2nd: 3-9	.333	Game: 15-28	.536						
FT%:		1st: 7-8	.875	2nd: 9-11	.818	Game: 16-19	.842						
													Deadball: 2

No.	S.C. State	FG	3FG	FT	O-D	TOT	F	TP	A	TO	B	S	MIN
22	M. Hezekiah, f	5-10	0-0	1-2	0-3	3	0	11	0	1	0	0	27
33	L. Radovic, f	1-1	0-0	0-2	0-1	1	0	2	0	1	0	0	12
3	J. Smith, g	6-13	5-9	2-4	0-3	3	1	19	1	1	0	0	24
5	A. Adams, g	2-10	0-2	2-2	0-4	4	2	6	0	1	0	0	29
10	P. Myers, g	0-0	0-0	0-0	0-1	1	2	0	2	1	0	0	11
2	T. Stephens	0-2	0-1	0-0	1-0	1	0	0	1	0	0	0	10
4	P. Kirksey	0-5	0-0	2-4	2-2	4	1	2	0	0	0	2	8
11	S. Mitchell	1-1	0-0	2-2	0-1	1	1	4	0	2	0	0	8
12	G. Mortimer	1-2	0-0	1-1	0-0	0	1	3	1	0	1	2	6
15	D. Joint	1-2	0-0	0-0	1-0	1	2	2	1	0	1	0	10
20	C. Campbell	0-3	0-0	0-0	0-1	1	1	0	0	0	0	0	9
23	D. Eastmon	0-2	0-0	0-0	0-4	0	0	5	1	0	1	0	14
30	D. Palmer	2-4	0-0	1-2	0-0	0	2	5	0	0	2	1	23
32	K. Wright	2-4	1-2	0-0	1-0	1	0	5	0	1	0	0	9
TEAM					3-2	5							
TOTALS		21-59	6-14	11-19	8-22	30	13	59	11	9	4	6	200
TOTAL FG%:		1st: 8-28	.286	2nd: 13-31	.419	Game: 21-59	.356						
3-PT FG%:		1st: 3-5	.600	2nd: 3-9	.333	Game: 6-14	.429						
FT%:		1st: 4-6	.667	2nd: 7-13	.538	Game: 11-19	.579						
													Deadball: 4

Technical Fouls: None
Foul Out: U-M - None; S.C. State - None
Officials: Gene Statore, Frank Spencer, Jim Schipper
Attendance: 12,707 (sellout)
Score by Half
#7/8 Michigan..... 59-34 93
S.C. STATE 23-36 59

GAME 3
#7/8 MICHIGAN: 70
at Iowa State: 77
November 17, 2013
Ames, Iowa • Hilton Coliseum
TV: ESPN2



No.	#7/8 U-M	FG	3FG	FT	O-D	TOT	F	TP	A	TO	B	S	MIN
1	G. Robinson III, f	4-14	1-5	3-4	2-5	7	5	12	1	2	0	4	33
15	J. Horford, f	2-4	0-0	0-0	2-3	5	1	4	0	1	0	0	14
10	D. Walton Jr., g	6-10	1-5	0-0	0-1	1	1	13	2	3	0	0	21
11	N. Stauskas, g	8-18	4-10	0-1	1-3	4	1	20	6	1	0	0	38
23	C. LeVert, g	2-9	1-5	0-0	0-6	6	2	5	2	1	0	0	37
2	S. Albrecht	3-5	1-2	0-0	0-0	0	1	7	3	0	0	0	18
4	M. McGary	4-7	0-0	1-4	2-4	6	4	9	0	2	0	4	22
21	Z. Irvin	0-2	0-2	0-0	1-2	3	3	0	0	1	0	0	13
52	J. Morgan	0-0	0-0	0-0	0-0	0	2	0	0	1	0	0	4
TEAM					4-2	6							
TOTALS		29-69	8-29	4-9	12-26	38	20	70	14	12	0	8	200
TOTAL FG%:		1st: 15-35	.429	2nd: 14-34	.412	Game: 29-69	.420						
3-PT FG%:		1st: 4-15	.267	2nd: 4-14	.286	Game: 8-29	.276						
FT%:		1st: 0-0	.000	2nd: 4-9	.444	Game: 4-9	.444						
													Deadball: 2

No.	Iowa State	FG	3FG	FT	O-D	TOT	F	TP	A	TO	B	S	MIN
22	D. Hogue, f	5-12	0-4	2-3	1-9	10	2	12	2	0	0	0	37
31	G. Niang, f	4-8	0-1	2-3	0-6	6	4	10	4	2	0	0	23
50	D. Kane, f	5-10	1-3	2-4	1-4	5	2	13	6	5	0	1	32
15	N. Long, g	5-7	4-6	2-2	0-2	2	1	16	0	1	0	0	30
21	M. Thomas, g	1-6	0-3	0-1	1-2	3	1	2	0	0	0	0	31
3	M. Ejim	8-14	1-1	5-6	4-5	9	1	22	1	2	1	3	28
11	M. Morris	1-4	0-2	0-0	0-1	1	1	2	3	2	0	0	19
TEAM					0-1	1							
TOTALS		29-61	6-20	13-19	7-30	37	12	77	16	12	1	4	200
TOTAL FG%:		1st: 15-32	.469	2nd: 14-29	.483	Game: 29-61	.475						
3-PT FG%:		1st: 1-8	.125	2nd: 5-12	.417	Game: 6-20	.300						
FT%:		1st: 4-7	.571	2nd: 9-12	.750	Game: 13-19	.684						
													Deadball: 5,1

Technical Fouls: None
Foul Out: U-M - G. Robinson III (2nd, 0:14); Iowa State - None
Officials: John Higgins, Tom Eades, Mike Sanzere
Attendance: 14,384 (sellout)
Score by Half
#7/8 Michigan..... 34-36 70
at Iowa State..... 35-42 77

GAME 4
#14/13 MICHIGAN: 85
vs. Long Beach State: 61
November 21, 2013 • PUERTO RICO TIP-OFF
San Juan, Puerto Rico • Coliseo Roberto Clemente
TV: ESPN2



No.	#14/13 U-M	FG	3FG	FT	O-D	TOT	F	TP	A	TO	B	S	MIN
1	G. Robinson III, f	5-9	2-4	2-4	2-0	2	1	14	4	1	0	1	35
15	J. Horford, f	1-2	0-1	0-0	0-0	0	1	2	0	0	0	0	12
10	D. Walton Jr., g	3-11	3-7	0-0	0-7	7	3	9	3	2	0	0	29
11	N. Stauskas, g	7-10	4-6	6-8	1-3	4	1	24	3	3	0	1	36
23	C. LeVert, g	8-13	4-7	0-1	0-5	5	2	20	4	0	0	0	34
2	S. Albrecht	1-4	0-2	0-0	0-3	3	0	2	2	1	0	1	12
4	M. McGary	3-3	0-0	0-1	1-3	4	3	6	1	1	1	1	14
5	A. Dakich	0-0	0-0	0-0	0-0	0	0	0	0	0	0	0	2
21	Z. Irvin	1-2	1-2	0-0	0-1	1	0	3	1	1	0	1	11
44	M. Bielfeldt	1-2	0-1	0-0	0-1	1	0	2	0	0	1	0	5
52	J. Morgan	1-2	0-0	1-1	0-2	2	3	3	0	1	0	0	10
TEAM					3-2	5							
TOTALS		31-58	14-30	9-15	7-27	34	14	85	18	10	2	5	200
TOTAL FG%:		1st: 15-34	.441	2nd: 16-24	.667	Game: 31-58	.534						
3-PT FG%:		1st: 8-18	.444	2nd: 6-12	.500	Game: 14-30	.467						
FT%:		1st: 4-7	.571	2nd: 5-8	.625	Game: 9-15	.600						
													Deadball: 2

No.	LBSU	FG	3FG	FT	O-D	TOT	F	TP	A	TO	B	S	MIN
11	D. Samuels, f	4-7	0-1	0-0	1-5	6	1	8	3	1	0	2	32
35	D. Jennings, f	3-6	0-0	1-4	1-7	8	4	7	0	2	2	0	33
5	M. Caffey, g	3-5	2-3	4-7	1-3	4	2	12	5	6	1	2	32
15	A.J. Spencer, g	5-12	2-6	0-0	2-1	3	4	12	3	1	0	0	34
31	M. LaSalle, g	1-5	0-4	0-0	0-1	1	0	2	0	1	0	1	16
2	K. Guley	2-5	1-3	2-2	1-3	4	4	7	0	3	0	0	14
14	B. Jones	4-8	3-5	0-0	0-1	1	0	11	1	0	0	1	21
20	D. Ross	0-0	0-0	0-0	0-0	0	1	0	0	1	0	0	3
21	C. Griggs-Williams	1-3	0-0	0-0	0-2	2	1	2	0	0	0	0	7
22	J. Watson	0-0	0-0	0-0	0-0	0	0	0	0	0	0	0	2
33	N. Shepherd	0-0	0-0	0-0	0-0	0	1	0	0	1	0	0	6
TEAM					0-1	1							
TOTALS		23-51	8-22	7-13	6-24	30	18	61	12	16	3	6	200
TOTAL FG%:		1st: 11-25	.444	2nd: 12-26	.462	Game: 23-51	.451						
3-PT FG%:		1st: 6-13	.462	2nd: 2-9	.222	Game: 8-22	.364						
FT%:		1st: 1-2	.500	2nd: 6-11	.545	Game: 7-13	.538						
													Deadball: 1

2013-14 Box Scores



Scoring 23 of his 26 points in the second half and OT, Nik Stauskas helped U-M comeback from a 16-point deficit to defeat Florida State, 82-80 and reach the Tip-Off final.



Nik Stauskas produced his fifth straight game of 20-plus points, however, the Wolverines lost, 63-61, to Charlotte as the 49ers tipped in a missed shot as time expired.



Coming off the bench, Zak Irvin made six three-pointers to lead U-M with 24 points and an 87-45 victory over Coppin State at Crisler Center.

GAME 5

#14/13 MICHIGAN: 82

vs. Florida State: 80 OT

November 22, 2013 • PUERTO RICO TIP-OFF

San Juan, Puerto Rico • Coliseo Roberto Clemente

TV: ESPN2



No.	#14/13 U-M	FG	3FG	FT	O-D	TOT	F	TP	A	TO	B	S	MIN
1	G. Robinson III, f	5-9	1-3	2-4	2-3	5	3	13	1	0	1	1	39
15	J. Horford, f	1-1	0-0	0-0	1-1	2	1	2	1	1	0	0	10
10	D. Walton Jr., g	4-9	3-5	4-7	1-3	4	1	15	6	3	0	0	34
11	N. Stauskas, g	7-16	3-8	9-12	2-1	3	1	26	2	1	0	2	44
23	C. LeVert, g	2-6	1-5	0-0	0-8	8	3	5	2	0	2	2	39
2	S. Albrecht	2-4	1-1	0-0	0-1	1	1	5	1	0	0	0	11
4	M. McGary	6-15	0-0	2-4	7-5	12	4	14	3	0	2	1	33
21	Z. Irvin	1-4	0-2	0-0	0-2	2	0	2	0	0	0	0	13
52	J. Morgan	0-1	0-0	0-0	0-0	0	0	0	0	0	0	0	2
TEAM		2-0 2											
TOTALS		28-65 9-24 17-27 15-24 39 14 82 19 7 3 6 225											
TOTAL FG%:		1st: 11-30 .367 2nd: 14-31 .452 OT: 3-4 .750											
3-PT FG%:		1st: 4-14 .286 2nd: 4-9 .444 OT: 1-1 1.000											
FT%:		1st: 1-2 .500 2nd: 10-15 .667 OT: 6-10 .600											
		Game: 28-65 .431											
		Game: 9-24 .375											
		Game: 17-27 .630											
		Deadball: 5											

No.	Florida State	FG	3FG	FT	O-D	TOT	F	TP	A	TO	B	S	MIN
10	O. White, f	7-10	0-0	4-5	2-10	12	3	18	3	2	0	1	41
14	R. Gilchrist, f	1-3	0-0	0-0	0-0	0	0	2	0	0	1	0	11
15	B. Bojanovsky, c	5-7	0-0	0-0	1-2	3	5	10	0	1	3	1	29
01	D. Bookert, g	2-5	1-3	2-2	0-1	1	1	7	3	3	0	0	33
32	M. Brandon, g	5-11	1-1	3-4	2-3	5	3	14	4	2	0	1	32
25	A. Thomas	1-6	0-0	0-0	0-2	2	3	2	1	2	0	2	27
30	I. Miller	7-13	4-8	1-1	0-5	5	1	19	3	2	0	1	37
50	M. Ojo	3-4	0-0	2-4	2-4	6	4	8	0	1	0	0	15
TEAM		0-0 0											
TOTALS		31-59 6-12 12-16 7-27 34 20 80 14 13 4 6 225											
TOTAL FG%:		1st: 15-27 .556 2nd: 11-22 .500 OT: 5-10 .500											
3-PT FG%:		1st: 3-5 .600 2nd: 2-5 .400 OT: 1-2 .500											
FT%:		1st: 4-5 .800 2nd: 8-11 .727 OT: 0-0 .000											
		Game: 31-59 .525											
		Game: 6-12 .500											
		Game: 12-16 .750											
		Deadball: 1											

Technical Fouls: None

Foul Out: U-M - None; Florida State - Bojanovsky (2nd, 2:26)

Officials: Ron Groover, Lee Cassell, Mark Schnur

Attendance: 5,835

Score by Half

#14/13 Michigan..... 27-42-13 82

vs. Florida State..... 37-32-11 80

GAME 6

#14/13 MICHIGAN: 61

vs. Charlotte: 63

November 24, 2013 • PUERTO RICO TIP-OFF

San Juan, Puerto Rico • Coliseo Roberto Clemente

TV: ESPN2



No.	#14/13 U-M	FG	3FG	FT	O-D	TOT	F	TP	A	TO	B	S	MIN
1	G. Robinson III, f	0-3	0-1	4-4	0-2	2	0	4	0	0	0	1	9
15	J. Horford, f	1-3	0-0	0-0	2-1	3	3	2	1	0	2	0	13
10	D. Walton Jr., g	0-1	0-0	0-0	0-0	0	2	0	0	3	0	0	17
11	N. Stauskas, g	6-13	1-5	7-9	0-5	5	1	20	0	1	0	3	38
23	C. LeVert, g	4-8	1-5	2-5	0-3	3	2	11	1	1	0	0	22
2	S. Albrecht	2-7	1-4	1-2	1-0	1	1	6	4	2	0	1	27
4	M. McGary	2-5	0-1	2-2	1-8	9	4	6	0	3	0	4	30
21	Z. Irvin	3-14	2-7	0-0	4-2	6	1	8	2	1	0	1	26
44	M. Bielfeldt	0-2	0-0	0-0	1-1	2	0	0	0	1	0	1	5
52	J. Morgan	1-5	0-0	2-2	5-4	9	3	4	0	1	0	1	13
TEAM		0-0 0											
TOTALS		19-61 5-23 18-24 14-26 40 17 61 8 13 2 12 200											
TOTAL FG%:		1st: 8-34 .235 2nd: 11-27 .407 Game: 19-61 .311											
3-PT FG%:		1st: 3-11 .273 2nd: 2-12 .167 Game: 5-23 .217											
FT%:		1st: 11-13 .846 2nd: 7-11 .636 Game: 18-24 .750											
		Deadball: 3, 1											

No.	Charlotte	FG	3FG	FT	O-D	TOT	F	TP	A	TO	B	S	MIN
21	W. Clayton, f	4-7	0-0	2-3	9-6	15	4	10	4	0	1	0	29
12	M. Thorne Jr., c	2-11	0-0	0-0	3-4	7	4	4	0	0	0	0	28
14	T. Williams, g	3-10	0-0	2-4	1-3	4	2	8	2	2	0	1	27
15	P. Henry, g	5-17	0-3	1-1	2-4	6	1	11	6	4	0	1	38
24	B. Cherry, g	2-4	2-3	0-0	0-0	0	2	6	1	0	0	0	12
3	S. Lester	3-5	2-3	0-0	0-7	7	3	8	1	4	0	2	24
10	D. Ingram	5-9	2-4	0-0	0-4	4	4	12	1	1	0	1	28
30	M. Bryan	2-3	0-0	0-0	0-2	2	0	4	0	2	0	0	14
TEAM		1-1 2											
TOTALS		26-66 6-13 5-8 16-31 47 20 63 11 17 0 6 200											
TOTAL FG%:		1st: 15-28 .536 2nd: 11-38 .289 Game: 26-66 .394											
3-PT FG%:		1st: 3-7 .429 2nd: 3-6 .500 Game: 6-13 .462											
FT%:		1st: 2-3 .667 2nd: 3-5 .600 Game: 5-8 .625											
		Deadball: 0											

Technical Fouls: None

Foul Out: U-M - None; Charlotte - None

Officials: Pat Driscoll, Patrick Adams, Ron Groover

Attendance: 7,642

Score by Half

#14/13 Michigan..... 30-31 61

vs. Charlotte..... 35-28 63

GAME 7

#22/20 MICHIGAN: 87

Coppin State: 45

November 29, 2013


Ann Arbor, Mich. • Crisler Center

TV: BTN



No.	#22/20 U-M	FG	3FG	FT	O-D	TOT	F	TP	A	TO	B	S	MIN
1	G. Robinson III, f	5-11	2-6	2-2	2-4	6	2	14	0	1	0	0	27
4	M. McGary, f	2-5	0-1	2-2	3-5	8	3	6	1	2	2	1	26
52	J. Morgan, f	3-5	0-0	0-0	5-0	5	2	6	0	1	1	0	16
10	D. Walton Jr., g	3-8	1-4	0-1	1-4	5	2	7	2	0	0	0	30
23	C. LeVert, g	5-10	0-3	5-5	1-3	4	1	15	2	1	0	1	32
2	S. Albrecht	1-4	0-3	0-0	0-2	2	3	2	4	0	0	0	12
5	A. Dakich	0-1	0-0	0-0	0-0	0	1	0	2	0	0	0	4
12	C. McConnell	1-1	1-1	0-0	0-0	0	0	3	0	0	0	0	3
14	B. Anlauf	1-1	0-0	0-0	0-1	1	0	2	0	0	0	0	3
15	J. Horford	2-2	0-0	2-2	1-2	3	0	6	0	0	3	0	11
20	S. Loneragan	0-1	0-1	2-2	2-0	2	0	2	0	0	0	0	3
21	Z. Irvin	9-13	6-10	0-0	1-4	5	2	24	3	0	0	0	26
44	M. Bielfeldt	0-0	0-0	0-0	0-2	2	1	0	0	0	0	0	7
TEAM					1-0	1							
TOTALS		32-62	10-29	13-14	17-22	44	17	87	19	7	6	2	200
TOTAL FG%:		1st: 17-30	.567	2nd: 15-32	.469	Game: 32-62		.516					
3-PT FG%:		1st: 4-14	.286	2nd: 6-15	.400	Game: 10-29		.345					
FT%:		1st: 4-4	1.000	2nd: 9-10	.900	Game: 13-14		.929					
													Deadball: 0, 1

2013-14 Box Scores



Caris LeVert scored 20 of his 24 points in the second half to lead U-M, despite dropping a 79-69 decision at Duke in the Big Ten/ACC Challenge.

GAME 8

#22/21 MICHIGAN: 69

at #10/8 Duke: 79

December 3, 2013 • Big Ten/ACC Challenge

Durham, N.C. • Cameron Indoor Stadium

TV: ESPN



No.	#22/21 U-M	FG	3FG	FT	O-D	TOT	F	TP	A	TO	B	S	MIN
1	G. Robinson III, f	4-9	0-2	0-0	1-2	3	4	8	2	2	0	0	34
4	M. McGary, f	6-10	0-0	3-4	5-9	14	2	15	1	1	0	0	27
10	D. Walton Jr., g	3-6	0-2	1-1	0-2	2	1	7	1	3	0	0	26
11	N. Stauskas, g	0-2	0-1	4-6	0-3	3	3	4	4	3	0	1	34
23	C. LeVert, g	8-18	1-3	7-7	0-4	4	1	24	2	1	0	0	36
2	S. Albrecht	1-3	1-2	0-0	0-1	1	1	3	1	1	0	0	13
15	J. Horford	0-1	0-0	0-0	1-0	1	1	0	0	0	0	0	6
21	Z. Irvin	2-5	1-3	0-0	0-1	1	2	5	1	0	0	0	14
52	J. Morgan	1-2	0-0	1-1	0-0	0	2	3	0	0	0	0	10
TEAM					1-1	2							
TOTALS		25-56	3-13	16-19	8-23	31	17	69	12	12	0	1	200
TOTAL FG%:		1st: 8-26	3-8	2nd: 17-30	5-67	Game: 25-56							.446
3-PT FG%:		1st: 1-6	.167	2nd: 2-7	.286	Game: 3-13							.231
FT%:		1st: 5-7	.714	2nd: 11-12	.917	Game: 16-19							.842
		Deadball: 1											

No.	#10/8 Duke	FG	3FG	FT	O-D	TOT	F	TP	A	TO	B	S	MIN
1	J. Parker, f	7-14	0-2	1-2	0-6	6	1	15	0	1	0	0	33
5	R. Hood, f	5-13	2-6	2-2	0-5	5	3	14	2	2	1	0	38
15	J. Hairston, f	1-3	0-0	0-0	1-0	1	4	2	1	0	0	0	21
2	Q. Cook, g	6-11	2-7	10-10	0-4	4	1	24	9	2	0	2	37
3	T. Thornton, g	2-4	2-4	0-0	1-1	2	2	6	1	1	0	0	20
13	M. Jones	0-4	0-2	2-2	2-1	3	2	2	0	1	0	0	18
21	A. Jefferson	3-3	0-0	0-0	1-5	6	4	6	2	0	1	1	17
34	A. Dawkins	3-3	2-2	0-0	0-0	0	0	8	0	0	0	1	10
40	M. Plumlee	1-1	0-0	0-2	2-1	3	1	2	0	0	1	0	6
TEAM					0-2	2							
TOTALS		28-56	8-23	15-18	7-25	32	18	79	15	7	3	4	200
TOTAL FG%:		1st: 13-31	.417	2nd: 15-25	.600	Game: 28-56							.500
3-PT FG%:		1st: 4-13	.308	2nd: 4-10	.400	Game: 8-23							.348
FT%:		1st: 2-2	1.000	2nd: 13-16	.813	Game: 15-18							.833
		Deadball: 1											

Technical Fouls: None

Foul Out: U-M - None; Duke - None

Officials: Roger Ayers, Ed Corbett, Bryan Kersey

Attendance: 9,314 (sellout)

Score by Half

#22/20 Michigan..... 22-47 69

at #10/8 Duke 32-47 79



Mitch McGary sparked the Wolverines to a 107-53 win over Houston Baptist with 12 points, nine rebounds, six assists and four steals.

GAME 9

#22/21 MICHIGAN: 107

Houston Baptist: 53

December 7, 2013

Ann Arbor, Mich. • Crisler Center

TV: BTN



No.	#22/21 U-M	FG	3FG	FT	O-D	TOT	F	TP	A	TO	B	S	MIN
1	G. Robinson III, f	6-9	2-4	3-3	2-2	4	0	17	4	0	0	0	25
4	M. McGary, f	5-7	0-0	2-3	1-8	9	2	12	6	2	1	4	23
10	D. Walton Jr., g	3-3	3-3	5-6	0-1	1	2	14	3	2	0	1	22
11	N. Stauskas, g	7-11	6-9	5-5	1-1	2	0	25	4	1	1	0	28
23	C. LeVert, g	1-4	0-2	2-2	0-0	0	2	4	1	1	1	2	26
2	S. Albrecht	1-1	1-1	0-0	0-2	2	1	3	6	0	1	0	18
5	A. Dakich	1-2	1-1	0-0	0-1	1	0	3	0	0	0	0	3
12	C. McConnell	0-1	0-1	1-2	0-1	1	0	1	0	0	0	0	3
14	B. Anlauf	0-0	0-0	0-0	0-0	0	0	0	0	0	0	0	3
15	J. Horford	3-6	0-0	0-0	2-4	6	0	6	0	0	0	0	11
20	S. Loneragan	0-1	0-0	0-0	0-0	0	0	0	0	0	0	0	3
21	Z. Irvin	5-7	3-5	1-2	0-1	1	0	14	1	0	0	1	20
44	M. Bielefeldt	2-2	0-0	0-0	0-0	0	2	4	0	0	0	0	6
52	J. Morgan	2-2	0-0	0-2	0-1	1	0	4	0	1	0	0	9
TEAM					2-3	5							
TOTALS		36-56	16-26	19-25	8-25	33	9	107	26	7	4	8	200
TOTAL FG%:		1st: 23-34	.676	2nd: 13-22	.591	Game: 36-56							.643
3-PT FG%:		1st: 10-16	.625	2nd: 6-10	.600	Game: 16-26							.615
FT%:		1st: 4-5	.800	2nd: 15-20	.750	Game: 19-25							.760
		Deadball: 4											

No.	Houston Baptist	FG	3FG	FT	O-D	TOT	F	TP	A	TO	B	S	MIN
42	C. Joyce, c	2-6	0-0	1-2	2-1	3	1	5	2	2	0	0	26
55	R. Vilde, c	5-5	0-0	0-0	1-1	2	4	10	2	0	1	0	22
2	M. Smith, g	4-10	1-5	0-0	1-2	3	2	9	3	3	0	1	28
3	T. Russell, g	3-10	2-4	0-0	1-3	4	1	8	4	2	0	0	27
34	C. Crayton, g	1-4	0-1	0-0	0-0	0	4	2	0	2	0	0	19
4	C. Stetler	1-4	0-0	0-0	3-2	5	1	2	0	0	1	0	12
10	J. Barton	1-3	1-2	0-0	0-1	1	0	3	1	1	0	1	10
11	M. Turner	1-2	0-1	0-0	0-1	1	0	2	0	0	0	0	3
12	R. Lewis	4-9	0-2	2-2	2-1	3	3	10	0	1	0	0	24
15	R. Chukwujekwu	0-2	0-0	0-0	1-1	2	2	0	0	2	0	0	7
21	C. Lasher	0-2	0-2	0-0	0-0	0	2	0	0	0	0	0	10
23	A. Fountain	1-1	0-0	0-0	0-0	0	0	2	0	0	1	0	10
25	J. Gonzalez	0-1	0-0	0-0	0-0	0	0	0	0	0	0	0	2
TEAM					1-1	2							
TOTALS		23-59	4-17	3-4	12-14	26	20	53	10	16	2	3	200
TOTAL FG%:		1st: 14-21	.667	2nd: 9-38	.237	Game: 23-59							.390
3-PT FG%:		1st: 4-6	.667	2nd: 0-11	.000	Game: 4-17							.235
FT%:		1st: 2-2	1.000	2nd: 1-2	.500	Game: 3-4							.750
		Deadball: 0											

Technical Fouls: None

Foul Out: U-M - None; Houston Baptist - None

Officials: Ed Hightower, Paul Szeic, Steve McJunkins

Attendance: 12,579

Score by Half

#22/20 Michigan..... 60-47 107

Houston Baptist 34-19 53



Glenn Robinson III nearly had a perfect game scoring 20 points after going 8-for-9 from the field, 2-for-2 from long range and 2-for-3 from the free throw line.

GAME 10

#RV/25 MICHIGAN: 70

#1/1 Arizona: 72

December 14, 2013

Ann Arbor, Mich. • Crisler Center

TV: CBS



No.	#RV/25 U-M	FG	3FG	FT	O-D	TOT	F	TP	A	TO	B	S	MIN
1	G. Robinson III, f	8-9	2-2	2-3	0-4	4	1	20	0	2	0	0	37
4	M. McGary, f	2-3	0-0	4-4	3-1	4	3	8	0	2	0	0	22
10	D. Walton Jr., g	0-3	0-1	1-2	0-0	0	2	1	1	1	0	0	14
11	N. Stauskas, g	4-11	1-4	5-5	1-5	6	2	14	2	1	1	0	38
23	C. LeVert, g	6-15	2-5	1-1	0-0	0	2	15	2	2	1	1	38
2	S. Albrecht	3-4	3-4	1-2	0-3	3	1	10	4	2	0	1	24
15	J. Horford	1-2	0-0	0-0	1-3	4	3	2	0	1	4	1	18
21	Z. Irvin	0-1	0-1	0-0	0-0	0	2	0	0	0	0	0	6
52	J. Morgan	0-0	0-0	0-0	0-0	0	1	0	0	0	0	0	3
TEAM					1-2	3							
TOTALS		24-48	8-17	14-17	6-18	24	17	70	9	11	6	3	200
TOTAL FG%:		1st: 14-27	.519	2nd: 10-21	.476	Game: 24-48							.500
3-PT FG%:		1st: 6-11	.545	2nd: 2-6	.333	Game: 8-17							.471
FT%:		1st: 3-5	.600	2nd: 11-12	.917	Game: 14-17							.824
		Deadball: 1											

No.	#1/1 Arizona	FG	3FG	FT	O-D	TOT	F	TP	A	TO	B	S	MIN
11	A. Gordon, f	7-11	0-1	0-0	2-3	5	2	14	2	3	1	1	33
21	B. Ashley, f	8-16	0-1	2-2	3-3	6	4	18	1	0	1	2	34
35	K. Tarczewski, c	5-10	0-0	4-4	2-7	9	3	14	0	1	0	0	26
4	T.J. McConnell, g	2-4	1-1	0-0	2-2	4	3	5	2	0	1	1	35
13	N. Johnson, g	3-9	2-4	6-6	2-3	5	1	14	4	1	0	1	36
01	G. York	1-6	1-3	1-2	1-0	1	1	4	0	1	0	0	13
20	H. Mayes	0-0	0-0	0-0	0-0	0	0	0	0	0	0	0	2
23	R. Hollis-Jefferson	1-5	0-0	1-1	1-2	3	4	3	2	0	0	0	21
TEAM						40	4			1			
TOTALS		27-61	4-10	14-15	17-20	37	18	72	14	9	2	5	200
TOTAL FG%:		1st: 11-32	.344	2nd: 16-29	.552	Game:		27-61		.443			
3-PT FG%:		1st: 2-5	.400	2nd: 2-5	.400	Game:		4-10		.400			
FT%:		1st: 4-4	1.000	2nd: 10-11	.909	Game:		14-15		.933			
Deadball: 0													

2013-14 Box Scores



With his clutch 9-for-9 free throw performance including two in the closing seconds, Nik Stauskas led U-M with 19 points a win over Stanford at the Barclays Center.

GAME 11
MICHIGAN: 68
vs. Stanford: 65
December 21, 2013 • BROOKLYN HOLIDAY INVITATIONAL
Brooklyn, N.Y. • Barclays Center
TV: FoxSports1



No.	U-M	FG	3FG	FT	O-D	TOT	F	TP	A	TO	B	S	MIN
1	G. Robinson III, f	6-10	1-4	4-8	2-4	6	0	17	2	0	0	1	36
15	J. Horford, f	1-1	0-0	0-0	0-0	0	5	2	1	0	0	0	6
10	D. Walton Jr., g	2-5	0-2	0-0	0-2	2	2	4	1	1	0	0	21
11	N. Stauskas, g	4-11	2-7	9-9	0-1	1	0	19	4	2	0	2	36
23	C. LeVert, g	0-7	0-3	1-4	0-4	4	1	1	5	3	1	2	30
2	S. Albrecht	1-3	1-3	2-2	0-0	0	3	5	2	1	0	0	17
21	Z. Irvin	4-9	4-8	0-0	2-4	6	2	12	0	1	0	0	18
44	M. Bielfeldt	0-1	0-0	0-1	1-2	3	4	0	0	0	0	0	12
52	J. Morgan	3-5	0-0	2-2	2-3	5	5	8	1	0	0	1	24
TEAM		2-3 5											
TOTALS		21-52	8-27	18-26	9-23	32	22	68	16	8	1	6	200
TOTAL FG%:		1st: 10-25 .400	2nd: 11-27 .407	Game: 21-52 .404									
3-PT FG%:		1st: 5-18 .278	2nd: 3-9 .333	Game: 8-27 .296									
FT%:		1st: 5-8 .625	2nd: 13-18 .722	Game: 18-26 .692									
Deadball: 3													

No.	Stanford	FG	3FG	FT	O-D	TOT	F	TP	A	TO	B	S	MIN
24	J. Huestis, f	3-11	1-2	2-2	2-8	10	2	9	2	3	2	0	39
33	D. Powell, f	5-11	0-0	0-0	1-2	3	4	10	3	4	1	1	38
4	S. Nastic, c	5-6	0-0	4-5	2-2	4	5	14	1	0	1	0	21
5	C. Randle, g	4-10	0-4	10-11	0-4	4	1	18	1	2	0	1	40
21	A. Brown, g	3-6	1-1	0-0	0-5	5	4	7	2	2	0	0	29
10	R. Lemons	0-1	0-1	0-0	0-1	1	1	0	0	0	0	0	10
15	M. Allen	0-0	0-0	0-0	0-0	0	1	0	0	0	0	0	3
30	G. Verhoeven	0-0	0-0	1-2	0-1	1	0	1	0	0	0	0	4
40	J. Gage	2-3	2-2	0-0	0-0	0	1	6	0	1	0	0	16
TEAM		0-4 4											
TOTALS		22-48	4-10	17-20	5-27	32	19	65	9	12	4	2	200
TOTAL FG%:		1st: 11-25 .440	2nd: 11-23. .478	Game: 22-48 .458									
3-PT FG%:		1st: 3-5 .600	2nd: 1-5 .200	Game: 4-10 .400									
FT%:		1st: 2-2 1.000	2nd: 15-18 .833	Game: 17-20 .850									
Deadball: 1													

Technical Fouls: None

Foul Out: U-M - None; Stanford - None

Officials: Joe DeRosa, Patrick Adams, Ed Corbett

Attendance: 11,039

Score by Half

Michigan..... 30-38 68

vs. Stanford..... 27-38 65



Glenn Robinson III helped U-M close its non-conference schedule with an 88-66 win over Holy Cross as he led with 23 points, five rebounds and two assists.

GAME 12
MICHIGAN: 88
Holy Cross: 66
December 28, 2013
Ann Arbor, Mich. • Crisler Center
TV: BTN



No.	U-M	FG	3FG	FT	O-D	TOT	F	TP	A	TO	B	S	MIN
1	G. Robinson III, f	8-14	2-5	5-6	2-3	5	1	23	2	0	0	1	32
52	J. Morgan, f	3-3	0-0	0-1	3-2	5	2	6	1	0	0	0	22
10	D. Walton Jr, g	2-7	0-2	0-0	0-3	3	1	4	4	1	0	1	32
11	N. Stauskas, g	6-11	2-2	2-3	1-5	6	1	16	4	1	0	0	32
23	C. LeVert, g	6-8	1-1	3-4	0-7	7	2	16	2	1	1	1	29
2	S. Albrecht	1-2	1-2	0-0	0-2	2	0	3	1	1	0	1	18
5	A. Dakich	0-0	0-0	0-0	0-1	1	0	0	1	0	0	0	1
14	B. Anlauf	0-0	0-0	0-0	0-0	0	0	0	0	0	0	0	1
15	J. Horford	4-7	0-0	2-2	2-3	5	2	10	1	1	1	0	16
20	S. Loneragan	1-1	0-0	0-0	0-0	0	0	2	0	0	0	0	1
21	Z. Irvin	2-6	2-6	2-3	0-1	1	1	8	0	2	1	1	14
44	M. Bielfeldt	0-0	0-0	0-0	0-0	0	1	0	0	0	0	0	2
TEAM							1-1	2					
TOTALS		33-59	8-18	14-19	9-28	37	11	88	16	7	3	5	200
TOTAL FG%:		1st: 16-27	.593	2nd: 17-32	.531	Game:		33-59	.559				
3-PT FG%:		1st: 3-6	.500	2nd: 5-12	.417	Game:		8-18	.444				
FT%:		1st: 7-9	.778	2nd: 7-10	.700	Game:		14-19	.737				
													Deadball: 1

No.	Holy Cross	FG	3FG	FT	O-D	TOT	F	TP	A	TO	B	S	MIN
13	M. Miller, f	1-9	0-2	3-4	0-2	2	1	5	5	1	1	1	31
43	T. Abt, f	1-3	0-1	0-0	3-1	4	4	2	0	0	0	0	20
50	D.Dudzinski, f	7-16	2-3	1-2	2-4	6	3	17	1	0	0	1	31
3	J. Burrell, g	5-8	4-5	0-0	1-1	2	0	14	5	0	0	0	32
24	E. Green, g	3-6	1-3	2-4	0-3	3	3	9	1	2	0	0	29
5	C. Hamilton	3-8	3-6	0-0	0-2	2	2	9	0	1	0	0	22
12	C. Morgan	0-0	0-0	0-0	0-2	2	1	0	0	0	0	0	6
15	D.Reid	1-1	0-0	0-0	0-0	0	0	2	1	2	0	2	8
21	M. Alexander	4-10	0-3	0-0	2-5	7	4	8	0	2	1	0	21
TEAM		0-0 0											
TOTALS		25-61	10-23	6-10	8-20	28	18	66	13	8	2	4	200
TOTAL FG%:		1st: 13-31 .419	2nd: 12-30 .400	Game: 25-61 .410									
3-PT FG%:		1st: 4-12 .333	2nd: 6-11 .545	Game: 10-23 .435									
FT%:		1st: 0-0 .000	2nd: 6-10 .600	Game: 6-10 .600									
Deadball: 4, 1													

Technical Fouls: None

Foul Out: U-M - None; Holy Cross - None

Officials: Glenn Mayborg, Donnie Eppley, Jim Schipper

Attendance: 12,707 (sellout)

Score by Half

Michigan..... 42-46 88

Holy Cross..... 30-36 66



Zak Irvin came off the bench and drained five long range buckets (5-for-8) as the Wolverines opened Big Ten play with a 63-60 road win at Minnesota.

GAME 13
MICHIGAN: 63
at Minnesota: 60
January 2, 2014
Minneapolis, Minn. • Williams Arena
TV: BTN



No.	U-M	FG	3FG	FT	O-D	TOT	F	TP	A	TO	B	S	MIN
1	G. Robinson III, f	2-5	0-1	2-2	0-1	1	1	6	0	2	4	0	20
52	J. Morgan, f	1-2	0-0	1-2	1-1	2	3	3	0	0	0	0	9
10	D. Walton Jr, g	1-4	1-1	4-6	0-4	4	3	7	4	1	0	1	30
11	N. Stauskas, g	3-7	1-4	7-8	0-1	1	3	14	7	2	0	2	36
23	C. LeVert, g	2-7	0-0	0-0	1-1	2	3	4	3	4	0	3	31
2	S. Albrecht	0-2	0-2	0-0	0-1	1	1	0	2	0	0	0	16
15	J. Horford	6-8	0-0	2-4	2-7	9	1	14	0	1	1	2	30
21	Z. Irvin	5-8	5-8	0-0	1-2	3	2	15	0	0	1	0	27
44	M. Bielfeldt	0-1	0-1	0-0	0-0	0	0	0	0	0	0	0	1
TEAM		0-1 1											
TOTALS		20-44	7-17	16-22	5-19	24	17	63	16	10	6	8	200
TOTAL FG%:		1st: 10-25 .400	2nd: 10-19 .526	Game: 20-44 .455									
3-PT FG%:		1st: 3-8 .375	2nd: 4-9 .444	Game: 7-17 .412									
FT%:		1st: 5-6 .833	2nd: 11-16 .688	Game: 16-22 .727									
		Deadball: 2											

No.	Minnesota	FG	3FG	FT	O-D	TOT	F	TP	A	TO	B	S	MIN
10	O. Osenieks, f	1-7	0-1	2-4	2-4	6	0	4	1	1	0	2	21
55	E. Eliason, c	5-6	0-0	0-1	5-5	10	4	10	1	2	2	0	24
1	A. Hollins, g	3-10	1-5	5-8	1-4	5	2	12	3	1	1	0	38
4	D. Mathieu, g	3-10	0-2	3-3	3-3	6	3	9	4	5	0	1	35
20	A. Hollins, g	1-9	0-6	0-0	1-2	3	1	2	4	3	1	4	36
15	M. Walker	3-5	0-0	0-0	1-1	2	2	6	1	2	0	0	15
24	J. King	2-2	1-1	0-0	0-1	1	4	5	0	1	0	1	14
30	M. Smith	3-4	3-4	3-3	0-3	3	2	12	2	0	0	1	17
TEAM					2-0	2							
TOTALS		21-53	5-19	13-15	13-25	38	18	60	16	15	4	9	200
TOTAL FG%:		1st: 12-31	.387	2nd: 9-22	.409	Game:		21-53	.396				
3-PT FG%:		1st: 2-10	.200	2nd: 3-9	.333	Game:		5-19	.263				
FT%:		1st: 4-6	.667	2nd: 9-13	.692	Game:		13-19	.684				
													Deadball: 4

2013-14 Box Scores



Nik Stauskas led U-M with 18 points, four rebounds and four assists as the Wolverines defeated Northwestern, 74-51, at Crisler Center.



Glenn Robinson III led U-M with 19 points going 9-for-12 from the field as U-M was able to claim a one-point road win, 71-70, at Nebraska.



After scoring U-M's first eight points, Derrick Walton Jr. went 6-for-9 from the field to finish with 16 points in U-M's 80-67 win over Penn State.

GAME 14
MICHIGAN: 74
Northwestern: 51
January 5, 2014
Ann Arbor, Mich. • Crisler Center
TV: BTN



No.	U-M	FG	3FG	FT	O-D	TOT	F	TP	A	TO	B	S	MIN
1	G. Robinson III, f	6-12	0-4	0-0	1-2	3	2	12	0	2	0	1	31
52	J. Morgan, f	3-3	0-0	2-2	2-6	8	2	8	1	3	0	1	18
10	D. Walton Jr., g	3-4	0-1	5-6	0-3	3	1	11	1	2	0	0	25
11	N. Stauskas, g	5-10	2-5	6-8	1-3	4	1	18	4	2	0	0	34
23	C. LeVert, g	1-5	1-3	4-4	0-2	2	1	7	2	0	0	0	30
2	S. Albrecht	1-1	1-1	0-0	0-2	2	3	3	4	0	0	1	19
5	A. Dakich	0-0	0-0	0-0	0-0	0	0	0	0	0	0	0	2
14	B. Anlauf	0-2	0-0	0-0	0-0	0	0	0	0	0	0	0	1
15	J. Horford	3-6	0-0	1-2	2-6	8	3	7	1	0	1	1	20
20	S. Loneragan	0-0	0-0	0-0	0-0	0	0	0	1	0	0	1	2
21	Z. Irvin	2-4	1-3	0-0	0-0	0	0	5	1	0	0	1	16
44	M. Bielfeldt	1-1	1-1	0-0	0-0	0	0	3	0	0	0	0	2
TEAM					1-2	3							
TOTALS		25-48	6-18	18-22	7-26	33	13	74	15	9	1	6	200
TOTAL FG%:		1st: 11-22	500	2nd: 14-26	.538	Game: 25-48	.521						
3-PT FG%:		1st: 1-8	.125	2nd: 5-10	.500	Game: 6-18	.333						
FT%:		1st: 8-10	.800	2nd: 10-12	.833	Game: 18-22	.818						
						Deadball: 3							

No.	Northwestern	FG	3FG	FT	O-D	TOT	F	TP	A	TO	B	S	MIN
22	A. Olah, c	4-5	0-0	4-4	1-4	5	3	12	1	1	1	0	30
1	D. Crawford, f	6-14	2-8	3-4	0-2	2	0	17	3	4	1	2	37
3	D. Sobolewski, g	0-3	0-3	0-0	0-3	3	2	0	4	1	0	0	28
23	J. Cobb, g	2-7	0-2	0-0	0-2	2	4	4	2	2	1	1	25
34	S. Lumpkin, g	1-5	1-2	0-0	3-4	7	3	3	0	1	0	0	26
13	K. Abrahamson	3-4	2-3	0-0	0-0	0	2	8	0	0	0	0	15
14	T. Demps	2-10	1-5	0-0	0-1	1	0	5	2	1	0	0	27
15	J. Montgomery	0-0	0-0	0-0	0-0	0	0	0	0	0	0	0	1
31	A. Liberman	0-0	0-0	0-0	0-0	0	0	0	0	0	0	0	1
32	N. Taphorn	0-0	0-0	0-0	0-0	0	0	0	0	1	0	0	1
45	N. Cerina	1-1	0-0	0-0	0-0	0	2	2	0	0	0	0	9
TEAM					0-1	1							
TOTALS		19-49	6-23	7-8	4-17	21	16	51	12	12	3	3	200
TOTAL FG%:		1st: 10-24	.417	2nd: 9-25	.360	Game: 19-49	.388						
3-PT FG%:		1st: 3-11	.273	2nd: 3-12	.250	Game: 6-23	.261						
FT%:		1st: 1-2	.500	2nd: 6-6	1.000	Game: 7-8	.875						
						Deadball: 1							

Technical Fouls: None

Foul Out: U-M - None; Northwestern - None
Officials: Mike Kitts, Terry Wymer, Ed Corbett
Attendance: 12,707 (sellout)

Score by Half

Michigan..... 31-43 74
Northwestern..... 24-27 51

GAME 15
MICHIGAN: 71
at Nebraska: 70
January 9, 2014
Lincoln, Neb. • Pinnacle Bank Arena
TV: ESPN2



No.	U-M	FG	3FG	FT	O-D	TOT	F	TP	A	TO	B	S	MIN
1	G. Robinson III, f	9-12	1-3	0-0	0-4	4	1	19	0	3	0	1	36
52	J. Morgan, f	7-9	0-0	1-2	2-2	4	3	15	1	0	0	0	27
10	D. Walton Jr., g	3-6	2-4	2-5	0-0	0	3	10	4	2	0	1	33
11	N. Stauskas, g	5-9	2-4	0-2	0-3	3	0	12	4	1	0	2	35
23	C. LeVert, g	5-8	0-2	0-0	0-3	3	1	10	5	3	0	0	33
2	S. Albrecht	1-1	1-1	0-0	0-1	1	3	3	1	0	0	0	12
15	J. Horford	1-2	0-0	0-0	0-1	1	1	2	1	0	1	0	13
21	Z. Irvin	0-3	0-3	0-0	0-0	0	1	0	0	0	0	0	11
TEAM					2-2	4							
TOTALS		31-50	6-17	3-9	4-16	20	13	71	16	9	1	4	200
TOTAL FG%:		1st: 13-23	.565	2nd: 18-27	.667	Game: 31-50	.620						
3-PT FG%:		1st: 4-11	.364	2nd: 2-6	.333	Game: 6-17	.353						
FT%:		1st: 3-6	.500	2nd: 0-3	.000	Game: 3-9	.333						
						Deadball: 3							

No.	Nebraska	FG	3FG	FT	O-D	TOT	F	TP	A	TO	B	S	MIN
5	T. Petteway, f	6-12	1-4	3-4	1-3	4	3	16	3	6	0	0	31
31	S. Shields, f	1-5	0-2	2-2	1-2	3	2	4	3	0	0	1	34
35	W. Pitchford, f	4-6	2-4	2-2	1-1	2	2	12	1	1	1	1	20
0	T. Webster, g	1-1	0-0	0-0	1-2	3	0	2	2	0	0	1	28
15	R. Gallegos, g	5-11	4-10	0-0	0-1	1	1	14	0	0	0	1	37
1	D. Biggs	5-7	0-0	4-4	2-3	5	1	14	1	3	0	0	20
3	B. Parker	0-0	0-0	0-0	0-1	1	0	0	0	0	0	0	10
21	L. Smith	4-7	0-0	0-0	2-4	6	3	8	0	3	1	1	20
TEAM					0-1	1							
TOTALS		26-49	7-20	11-12	8-18	26	12	70	10	13	2	5	200
TOTAL FG%:		1st: 11-23	.478	2nd: 15-26	.577	Game: 26-49	.531						
3-PT FG%:		1st: 5-11	.455	2nd: 2-9	.222	Game: 7-20	.350						
FT%:		1st: 3-3	1.000	2nd: 8-9	.889	Game: 11-12	.917						
						Deadball: 0							

Technical Fouls: None

Foul Out: U-M - None; Nebraska - None

Officials: Ted Valentine, Brian Dorsey, Donnie Eppley
Attendance: 15,012

Score by Half

Michigan..... 33-38 71
at Nebraska..... 30-40 70

GAME 16
MICHIGAN: 80
Penn State: 67
January 14, 2014
Ann Arbor, Mich. • Crisler Center
TV: BTN



No.	U-M	FG	3FG	FT	O-D	TOT	F	TP	A	TO	B	S	MIN
1	G. Robinson III, f	5-13	2-3	3-5	2-3	5	1	15	3	0	0	1	34
52	J. Morgan, f	3-3	0-0	2-2	0-2	2	2	8	1	1	1	0	22
10	D. Walton Jr., g	6-9	2-5	2-2	0-3	3	1	16	3	3	0	0	31
11	N. Stauskas, g	7-12	3-8	4-5	2-4	6	0	21	5	0	0	0	37
23	C. LeVert, g	2-6	1-4	1-1	1-1	2	3	6	5	1	0	2	32
2	S. Albrecht	1-3	1-3	0-0	0-1	1	1	3	1	0	0	0	18
15	J. Horford	4-5	0-0	3-4	2-5	7	1	11	0	0	0	0	17
21	Z. Irvin	0-1	0-1	0-0	0-0	0	1	0	0	1	0	0	9
TEAM					1-1	2							
TOTALS		28-52	9-24	15-19	8-20	28	10	80	18	6	1	3	200
TOTAL FG%:		1st: 14-28	.500	2nd: 14-24	.583	Game: 28-52	.538						
3-PT FG%:		1st: 6-14	.429	2nd: 3-10	.300	Game: 9-25	.375						
FT%:		1st: 6-7	.857	2nd: 9-12	.750	Game: 15-19	.789						
						Deadball: 2							

No.	Penn State	FG	3FG	FT	O-D	TOT	F	TP	A	TO	B	S	MIN
5	D. Jack, f	5-10	1-1	1-2	4-2	6	3	12	0	0	1	0	21
43	R. Travis, f	3-8	0-2	0-0	2-2	4	0	6	1	0	1	0	34
2	D.J. Newbill, g	6-10	1-4	4-6	1-4	5	2	17	0	3	0	0	33
13	G. Thorpe, g	0-0	0-0	2-2	0-0	0	2	2	0	1	0	0	20
23	T. Frazier, g	7-12	0-2	3-3	0-3	3	2	17	6	2	0	2	35
1	J. Johnson	3-7	1-5	0-0	0-1	1	3	7	0	2	0	0	21
3	G. Woodward	2-5	2-4	0-0	0-3	3	2	6	0	0	0	0	21
10	B. Taylor	0-1	0-1	0-0	0-1	1	1	0	1	0	0	0	6
32	J. Dickerson	0-0	0-0	0-0	0-1	1	2	0	0	1	0	0	9
TEAM					1-1	2							
TOTALS		26-53	5-19	10-13	8-18	26	17	67	8	9	2	2	200
TOTAL FG%:		1st: 12-23	.522	2nd: 14-30	.467	Game: 26-53	.491						
3-PT FG%:		1st: 3-9	.333	2nd: 2-10	.200	Game: 5-19	.263						
FT%:		1st: 6-7	.857	2nd: 4-6	.667	Game: 10-13	.769						
						Deadball: 2							

Technical Fouls: None

Foul Out: U-M - None; Penn State - None

Officials: Tom Eades, Ed Corbett, Earl Walton
Attendance: 12,707 (sellout)

Score by Half

Michigan..... 40-40 80
Penn State..... 33-34 67

2013-14 Box Scores



U-M won its first game at Wisconsin in 15 years as Nik Stauskas led with 23 points, including a clutch three-pointer with 48 seconds to help seal the win for U-M.



In his first career start, Spike Albrecht helped the Wolverines to a 75-67 win over Iowa with seven points, seven assists, four steals and three rebounds.



Derrick Walton Jr. had 19 points, six rebounds and four assists in the upset win at MSU. He made eight of his nine free throws over the last two minutes to seal the win.

GAME 17
MICHIGAN: 77
at 3/3 Wisconsin: 70
January 18, 2014
Madison, Wis. • Kohl Center
TV: ESPN



No.	U-M	FG	3FG	FT	O-D	TOT	F	TP	A	TO	B	S	MIN
1	G. Robinson III, f	6-8	0-0	2-2	0-0	0	3	14	1	2	0	0	31
52	J. Morgan, f	3-3	0-0	0-0	1-7	8	4	6	1	1	3	0	21
10	D. Walton Jr, g	1-3	0-0	0-1	0-2	2	0	2	2	0	0	0	31
11	N. Stauskas, g	7-17	3-9	6-6	0-4	4	2	23	4	2	2	1	37
23	C. LeVert, g	7-15	3-3	3-3	1-6	7	2	20	4	4	0	4	38
2	S. Albrecht	1-2	1-1	1-2	0-0	0	1	4	0	0	0	1	10
15	J. Horford	3-3	0-0	0-0	0-7	7	2	6	0	2	2	0	17
21	Z. Irvin	1-2	0-0	0-0	0-0	0	0	2	0	0	0	0	14
44	M. Bielfeldt	0-0	0-0	0-0	0-1	1	0	0	0	0	0	0	1
TEAM					1-1	2							
TOTALS		29-53	7-13	12-14	3-28	31	14	77	12	11	7	6	200
TOTAL FG%:		1st: 17-28 .607	2nd: 12-25 .480	Game: 29-53 .547									
3-PT FG%:		1st: 4-5 .800	2nd: 3-8 .375	Game: 7-13 .538									
FT%:		1st: 5-5 1.000	2nd: 7-9 .778	Game: 12-14 .857									
Deadball: 1, 1													

No.	3/3 Wisconsin	FG	3FG	FT	O-D	TOT	F	TP	A	TO	B	S	MIN
15	S. Dekker, f	5-13	0-3	0-0	2-8	10	1	10	1	1	0	0	37
44	F. Kaminsky, f	6-12	1-3	1-1	2-2	4	2	14	3	2	2	0	29
1	B. Brust, g	5-10	2-4	2-2	2-6	8	0	14	1	1	0	1	36
12	T. Jackson, g	3-11	0-2	1-2	0-3	3	4	7	5	2	0	1	34
21	J. Gasser, g	4-7	4-5	4-5	0-1	1	5	16	0	2	0	0	38
10	N. Hayes	2-4	0-0	3-4	1-1	2	3	7	1	1	0	1	16
13	D. Dukan	1-3	0-1	0-0	0-1	1	0	2	0	0	0	1	6
24	B. Koenig	0-0	0-0	0-0	0-0	0	0	0	0	0	0	0	4
TEAM					1-0	1							
TOTALS		26-60	7-18	11-14	8-22	30	15	70	11	9	2	4	200
TOTAL FG%:		1st: 14-32	.438	2nd: 12-28	.429	Game: 26-60		.433					
3-PT FG%:		1st: 5-9	.556	2nd: 2-9	.222	Game: 7-18		.389					
FT%:		1st: 5-6	.833	2nd: 6-8	.750	Game: 11-14		.786					
													Deadball: 0

Technical Fouls: None

Foul Out: U-M - None; Wisconsin - J. Gasser (2nd, 0:09)

Officials: Mike Kitts, Larry Sciroto, Steve McJunkins

Attendance: 17,249 (sellout)

Score by Half

Michigan..... 43-34 77

at 3/3 Wisconsin..... 38-32 70

GAME 18
21/t-25 MICHIGAN: 75
10/10 Iowa: 67
January 22, 2014
Ann Arbor, Mich. • Crisler Center
TV: BTN



No.	21/t-25 U-M	FG	3FG	FT	O-D	TOT	F	TP	A	TO	B	S	MIN
1	G. Robinson III, f	6-15	0-5	2-2	4-5	9	3	14	1	2	0	1	35
52	J. Morgan, f	5-6	0-0	2-3	2-5	7	2	12	0	2	1	1	32
2	S. Albrecht, g	2-4	1-3	2-2	0-3	3	3	7	7	0	0	4	35
11	N. Stauskas, g	8-14	4-9	6-7	1-4	5	3	26	5	2	1	1	37
23	C. LeVert, g	2-9	0-3	1-2	1-1	2	2	5	1	3	0	2	34
10	D. Walton Jr.	0-1	0-0	0-0	0-0	0	0	0	1	1	0	0	3
15	J. Horford	0-0	0-0	0-0	1-2	3	2	0	0	0	0	0	8
21	Z. Irvin	4-9	3-7	0-0	1-1	2	1	11	0	0	0	0	16
TEAM					0-1	1							
TOTALS		27-58	8-27	13-16	10-22	32	16	75	15	10	2	9	200
TOTAL FG%:		1st: 15-31	.484	2nd: 12-27	.444	Game: 27-58	.466						
3-PT FG%:		1st: 4-10	.400	2nd: 4-17	.235	Game: 8-27	.296						
FT%:		1st: 4-6	.667	2nd: 9-10	.900	Game: 13-16	.812						
Deadball: 1													

No.	10/10 Iowa	FG	3FG	FT	O-D	TOT	F	TP	A	TO	B	S	MIN
1	M. Basabe, f	7-12	0-0	3-4	3-3	6	1	17	0	0	1	1	31
30	A. White, f	6-12	0-3	5-8	0-7	7	1	17	4	1	0	2	34
34	A. Woodbury, f	3-3	0-0	2-2	1-3	4	2	8	2	3	1	0	22
4	R.D. Marble, g	3-9	2-5	5-6	1-2	3	4	13	2	4	0	1	31
10	M. Gesell, g	2-4	0-0	0-0	1-2	3	3	4	2	1	0	1	30
0	G. Olaseni	1-2	0-0	0-1	1-1	2	1	2	0	1	0	0	7
2	J. Oglesby	1-3	0-1	0-0	0-2	2	1	2	1	0	0	0	15
5	A. Clemmons	0-0	0-0	0-0	0-1	1	0	0	1	1	0	0	5
15	Z. McCabe	1-3	0-1	0-0	0-1	1	2	2	2	1	0	0	16
20	J. Uthoff	1-5	0-0	0-0	2-1	3	2	2	0	2	0	1	9
TEAM					1-0	1							
TOTALS		25-53	2-10	15-21	10-23	33	17	67	14	14	2	6	200
TOTAL FG%:		1st: 15-28 .536	2nd: 10-25 .400	Game: 25-53 .472									
3-PT FG%:		1st: 1-3 .333	2nd: 1-7 .143	Game: 2-10 .200									
FT%:		1st: 3-6 .500	2nd: 12-15 .800	Game: 15-21 .714									
Deadball: 2													

Technical Fouls: None

Foul Out: U-M - None; Iowa - None

Officials: Gene Staterore, John Gaffney, Tim Clougherty

Attendance: 12,707 (sellout)

Score by Half

21/t-25 Michigan..... 38-37 75

10/10 Iowa 34-33 67

GAME 19
21/t-25 MICHIGAN: 80
at 3/3 Michigan State: 75
January 22, 2014
Ann Arbor, Mich. • Crisler Center
TV: ESPN | College GameDay



No.	21/t-25 U-M	FG	3FG	FT	O-D	TOT	F	TP	A	TO	B	S	MIN
1	G. Robinson III, f	2-8	0-2	5-6	0-1	1	2	9	1	3	0	0	26
52	J. Morgan, f	1-2	0-0	2-2	4-1	5	5	4	0	0	0	0	19
10	D. Walton Jr, g	4-7	2-2	9-10	1-5	6	2	19	4	1	0	0	30
11	N. Stauskas, g	7-12	5-6	0-0	0-2	2	2	19	4	1	0	1	38
23	C. LeVert, g	4-10	3-5	6-7	0-8	8	1	17	3	3	0	0	39
2	S. Albrecht	0-2	0-1	3-5	1-2	3	0	3	1	1	0	0	10
15	J. Horford	3-3	0-0	0-0	1-2	3	3	6	1	1	3	0	17
21	Z. Irvin	1-5	1-3	0-0	0-1	1	1	3	0	1	0	0	17
44	M. Bielfeldt	0-0	0-0	0-0	0-2	2	0	0	0	0	0	0	4
TEAM					4-0	4							
TOTALS		22-49	11-19	25-30	11-24	35	16	80	14	11	3	1	200
TOTAL FG%:		1st: 11-27 .407	2nd: 11-22 .500	Game: 22-49 .449									
3-PT FG%:		1st: 6-11 .545	2nd: 5-8 .625	Game: 11-19 .579									
FT%:		1st: 2-3 .667	2nd: 23-27 .852	Game: 25-30 .833									
Deadball: 2													

No.	3/3 MSU	FG	3FG	FT	O-D	TOT	F	TP	A	TO	B	S	MIN
10	M. Costello, f	3-6	0-0	3-4	3-5	8	0	9	0	1	0	1	28
11	K. Appling, g	3-11	0-2	4-6	1-2	3	4	10	10	1	2	2	37
14	G. Harris, g	9-16	4-6	5-9	2-3	5	0	27	2	1	0	3	38
30	K. Kaminski, g	1-4	0-2	0-0	0-0	0	1	2	0	0	0	1	14
45	D. Valentine, g	1-5	0-2	0-0	2-2	4	5	2	3	1	0	0	30
0	R. Byrd	1-3	0-2	0-0	0-1	1	1	2	0	0	1	0	13
2	A. Gauna	2-5	0-0	0-0	1-1	2	0	4	0	0	0	0	4
3	A. Ellis III	4-4	2-2	2-2	0-1	1	4	12	1	0	0	0	11
20	T. Trice	1-1	1-1	0-0	0-1	1	5	3	1	0	0	1	18
34	G. Schilling	1-1	0-0	2-2	1-2	3	1	4	1	1	2	0	7
40	D. Chapman	0-0	0-0	0-0	0-0	0	1	0	0	0	0	0	0+
TEAM													
TOTALS		26-56	7-17	16-23	10-19	29	22	75	18	5	5	8	200
TOTAL FG%:		1st: 15-28	.536	2nd: 10-25	.400	Game: 25-53		.472					
3-PT FG%:		1st: 1-3	.333	2nd: 1-7	.143	Game: 2-10		.200					
FT%:		1st: 3-6	.500	2nd: 12-15	.800	Game: 15-21		.714					
Deadball: 3													

2013-14 Box Scores



Caris LeVert recorded his first career double-double with 14 points and 11 rebounds, while also posted three steals, two blocks and two assists in win over Purdue.



Derrick Walton Jr. led U-M with 13 points and two assists as the Wolverines 10-game losing streak was snapped with a 63-52 loss at Indiana.



Zak Irvin scored all 16 of his points in the first half as he knocked down four three-pointers in the process and led U-M to the 79-50 win over Nebraska.

GAME 20
10/14 MICHIGAN: 75
Purdue: 66
January 30, 2014
Ann Arbor, Mich. • Crisler Center
TV: ESPN



No.	10/14 U-M	FG	3FG	FT	O-D	TOT	F	TP	A	TO	B	S	MIN
1	G. Robinson III, f	3-6	1-3	1-2	0-3	3	1	8	0	1	0	1	36
52	J. Morgan, f	4-6	0-0	3-4	1-5	6	4	11	0	3	1	1	27
10	D. Walton Jr., g	6-7	2-3	0-1	0-3	3	2	14	3	2	0	2	34
11	N. Stauskas, g	5-10	1-3	5-6	0-1	1	2	16	3	4	3	0	35
23	C. LeVert, g	5-11	1-2	3-4	2-9	11	1	14	2	4	2	3	37
2	S. Albrecht	2-2	1-1	0-0	0-0	0	2	5	0	0	0	0	7
15	J. Horford	2-2	0-0	0-0	2-1	3	2	4	2	0	0	0	12
21	Z. Irvin	1-2	1-1	0-0	0-1	1	0	3	0	2	0	0	12
TEAM					0-2	2							
TOTALS		28-46	7-13	12-17	5-25	30	14	75	10	16	6	7	200
TOTAL FG%:		1st: 13-24	.542	2nd: 15-22	.682	Game: 28-46	.609						
3-PT FG%:		1st: 4-7	.571	2nd: 3-6	.500	Game: 7-13	.538						
FT%:		1st: 7-8	.875	2nd: 5-9	.556	Game: 12-17	.706						
													Deadball: 2

No.	Purdue	FG	3FG	FT	O-D	TOT	F	TP	A	TO	B	S	MIN
5	B. Smotherman, f	1-3	0-2	3-3	1-3	4	2	5	2	1	0	0	28
20	A.J. Hammons, c	7-14	0-0	2-4	1-7	8	1	16	0	1	0	1	29
0	T. Johnson, g	2-6	0-1	0-0	1-2	3	2	4	2	2	0	1	28
3	R. Johnson, g	5-9	0-2	1-2	2-1	3	1	11	3	1	0	1	21
35	R. Davis, g	1-2	0-1	0-0	2-0	2	2	2	1	1	0	0	8
1	S. Carter	1-6	0-1	0-0	2-1	3	4	2	2	1	1	2	25
11	S. Toyra	2-3	0-1	0-0	1-0	1	2	4	0	0	0	0	6
12	B. Scott	5-12	0-1	2-4	1-2	3	2	12	1	4	0	2	22
21	K. Stephens	2-7	2-5	0-0	0-0	0	0	6	1	0	0	1	10
32	E. Peck	0-1	0-0	0-0	2-0	2	2	0	0	0	0	0	13
50	T. Carroll	2-2	0-0	0-2	2-0	2	1	4	0	0	0	0	10
TEAM					1-0	1							
TOTALS		28-65	2-14	8-15	16-16	32	19	66	12	11	1	8	200
TOTAL FG%:		1st: 13-33	.394	2nd: 15-32	.469	Game: 28-65	.431						
3-PT FG%:		1st: 0-6	.000	2nd: 2-8	.250	Game: 2-14	.143						
FT%:		1st: 3-7	.429	2nd: 5-8	.625	Game: 8-15	.533						
Deadball: 3													

Technical Fouls: None

Foul Out: U-M - None; Purdue - None

Officials: Brian Dorsey, John Higgins, Larry Sciotto

Attendance: 12,707 (sellout)

Score by Half

10/14 Michigan 37-38 75

Purdue 29-37 66

GAME 21
10/14 MICHIGAN: 52
at Indiana: 63
February 2, 2014
Bloomington, Ind. • Assembly Hall
TV: CBS



No.	10/14 U-M	FG	3FG	FT	O-D	TOT	F	TP	A	TO	B	S	MIN
1	G. Robinson III, f	4-9	0-1	1-2	2-2	4	3	9	0	2	0	0	29
52	J. Morgan, f	2-3	0-0	1-5	5-5	10	4	5	0	0	2	0	31
10	D. Walton Jr., g	3-6	1-2	6-6	0-1	1	3	13	2	3	0	0	34
11	N. Stauskas, g	1-6	0-2	4-4	0-3	3	1	6	1	2	0	0	35
23	C. LeVert, g	5-13	1-4	1-1	0-3	3	1	12	3	2	0	2	35
2	S. Albrecht	0-1	0-1	0-0	0-0	0	1	0	2	0	0	1	11
15	J. Horford	0-1	0-0	0-0	0-0	0	2	0	0	1	0	1	8
21	Z. Irvin	3-6	1-3	0-0	1-0	1	0	7	0	0	0	0	17
TEAM					0-0	0							
TOTALS		18-45	3-13	13-18	8-14	22	15	52	8	10	2	4	200
TOTAL FG%:		1st: 7-20	.350	2nd: 11-25	.440	Game: 18-45	.400						
3-PT FG%:		1st: 0-4	.000	2nd: 3-9	.333	Game: 3-13	.231						
FT%:		1st: 8-8	1.000	2nd: 5-10	.500	Game: 13-18	.722						
Deadball: 2													

No.	Indiana	FG	3FG	FT	O-D	TOT	F	TP	A	TO	B	S	MIN
0	W. Sheehy, f	3-6	0-1	0-0	1-1	2	5	6	3	2	0	0	36
1	N. Vonleh, f	5-9	0-0	0-0	3-9	12	2	10	0	3	2	0	30
5	T. Williams, f	0-1	0-0	1-2	1-3	4	1	1	1	1	0	1	21
11	Y. Ferrell, g	8-10	7-8	4-6	0-2	2	1	27	2	3	0	1	37
22	S. Robinson, g	3-6	1-2	0-0	0-1	1	0	7	0	2	0	1	24
3	J. Marlin	0-1	0-0	0-0	0-0	0	0	0	0	0	0	0	3
10	E. Gordon	4-6	0-1	0-1	1-1	2	3	8	0	0	0	1	16
12	H. Mosquera-Perea	0-1	0-0	0-0	1-1	2	0	0	0	0	0	0	7
13	A. Etherington	0-1	0-0	4-6	1-1	2	1	4	0	1	0	0	10
15	D. Davis	0-0	0-0	0-0	0-1	1	1	0	0	0	0	0	3
24	J. Howard	0-0	0-0	0-0	0-0	0	0	0	0	0	0	0	3
33	J. Hollowell	0-2	0-1	0-0	1-1	2	1	0	0	0	0	1	10
TEAM					0-1	1							
TOTALS		23-43	8-13	9-15	9-22	31	15	63	6	13	2	5	200
TOTAL FG%:		1st: 10-23	.435	2nd: 13-20	.650	Game: 23-43	.535						
3-PT FG%:		1st: 5-10	.500	2nd: 3-3	1.000	Game: 8-13	.615						
FT%:		1st: 0-0	.000	2nd: 9-15	.600	Game: 9-15	.600						
Deadball: 3													

Technical Fouls: None

Foul Out: U-M - None; Indiana - Will Sheehy (2nd, 1:44)

Officials: Mike Eades, Tom Eades, Terry Oglesby

Attendance: 17,472 (sellout)

Score by Half

10/14 Michigan 22-30 52

at Indiana 25-38 63

GAME 22
10/14 MICHIGAN: 79
Nebraska: 50
February 5, 2014
Ann Arbor, Mich. • Crisler Center
TV: BTN



No.	10/14 U-M	FG	3FG	FT	O-D	TOT	F	TP	A	TO	B	S	MIN
1	G. Robinson III, f	8-14	3-7	4-4	3-2	5	0	23	0	2	0	2	28
52	J. Morgan, f	0-0	0-0	0-0	0-4	4	1	0	1	1	0	0	20
10	D. Walton Jr., g	3-7	2-5	0-0	0-3	3	2	8	3	1	0	0	24
11	N. Stauskas, g	1-3	1-3	6-6	1-4	5	0	9	8	4	0	1	34
23	C. LeVert, g	5-7	3-4	3-3	0-7	7	2	16	5	1	0	0	28
2	S. Albrecht	0-2	0-2	0-0	0-1	1	1	0	4	0	0	1	19
5	A. Dakich	0-0	0-0	0-0	0-0	0	0	0	0	1	0	0	2
14	B. Anlauf	0-0	0-0	0-0	0-0	0	2	0	0	1	0	0	2
15	J. Horford	3-5	0-0	1-1	0-2	2	0	7	0	1	1	1	16
20	S. Loneragan	0-0	0-0	0-0	0-0	0	0	0	0	1	0	0	4
21	Z. Irvin	6-11	4-9	0-0	2-1	3	1	16	0	0	0	0	19
44	M. Bielfeldt	0-3	0-1	0-0	0-0	0	1	0	0	0	0	0	4
TEAM					2-3	5							
TOTALS		26-52	13-31	14-14	8-27	35	10	79	21	13	1	5	200
TOTAL FG%:		1st: 15-24	.625	2nd: 11-28	.393	Game: 26-52	.500						
3-PT FG%:		1st: 9-17	.529	2nd: 4-14	.286	Game: 13-31	.419						
FT%:		1st: 10-10	1.000	2nd: 4-4	1.000	Game: 14-14	1.000						
Deadball: 0,1													

No.	Nebraska	FG	3FG	FT	O-D	TOT	F	TP	A	TO	B	S	MIN
5	T. Petteway, f	2-10	0-3	1-2	0-3	3	1	5	1	4	1	1	31
35	W. Pitchford, f	5-11	0-4	0-0	3-1	4	3	10	1	0	0	0	22
0	T. Webster, g	0-3	0-2	2-4	0-4	4	0	2	1	1	0	0	29
15	R. Gallegos, g	1-3	1-2	0-0	0-1	1	2	3	0	1	0	1	20
31	S. Shields, g	6-13	1-3	0-0	1-0	1	3	13	0	1	0	1	28
2	D. Rivers	0-0	0-0	0-0	1-1	2	0	0	0	0	0	1	10
3	B. Parker	1-3	0-0	0-0	0-2	2	1	2	2	0	0	0	14
4	N. Hawkins	3-8	3-7	2-2	1-1	2	1	11	1	1	0	2	20
10	T. Menke	0-0	0-0	0-0	0-0	0	0	0	0	0	0	1	2
12	M. Peltz	0-0	0-0	0-0	1-1	2	0	0	1	1	0	0	8
14	S. Vucetic	0-0	0-0	0-0	0-0	0	0	0	0	0	0	0	2
21	L. Smith	0-2	0-0	2-2	0-2	2	3	2	0	2	0	0	13
44	K. Kurkowski	1-1	0-0	0-1	0-1	1	0	2	0	0	0	0	1
TEAM						1-1	2						
TOTALS		19-54	5-21	7-11	8-18	26	14	50	7	11	1	7	200
TOTAL FG%:		1st: 9-28	32.1	2nd: 10-26	38.5	Game: 19-54		35.2					
3-PT FG%:		1st: 2-12	.167	2nd: 1-9	.333	Game: 5-21		.238					
FT%:		1st: 1-2	.500	2nd: 6-9	.667	Game: 7-11		.636					
Deadball: 3													

2013-14 Box Scores



Zak Irvin came off the bench and knocked down four three-pointers en route to a 19 point effort as U-M dropped an 85-67 decision at Iowa.



Derrick Walton Jr. recorded his first career double-double with 13 points (all in second half) and 10 rebounds to go with his six assists in U-M's first win at OSU since 2003.



Caris LeVert led U-M with 25 points, as he drained five long range buckets, and grabbed six rebounds however, the Wolverines dropped a 75-62 decision to the Badgers.

GAME 23
10/16 MICHIGAN: 67
at 17/13 Iowa: 85
February 8, 2014
Iowa City, Iowa • Carver-Hawkeye Arena
TV: ESPN



No.	10/16 U-M	FG	3FG	FT	O-D	TOT	F	TP	A	TO	B	S	MIN
1	G. Robinson III, f	1-7	0-3	0-0	0-4	4	1	2	1	4	2	1	24
52	J. Morgan, f	0-2	0-0	0-0	1-0	1	0	0	0	0	0	0	15
10	D. Walton Jr., g	1-4	1-3	2-2	0-1	1	1	5	6	1	0	0	18
11	N. Stauskas, g	3-6	1-3	3-3	0-2	2	3	10	0	4	0	1	35
23	C. LeVert, g	6-12	2-6	8-11	0-5	5	3	22	1	1	1	0	37
2	S. Albrecht	1-4	0-3	0-0	1-2	3	2	2	2	0	0	0	20
5	A. Dakich	0-0	0-0	0-0	1-0	1	0	0	1	0	0	0	2
15	J. Horford	2-4	0-0	0-0	3-4	7	2	4	2	0	1	0	20
20	S. Loneragan	0-0	0-0	0-0	0-0	0	0	0	0	0	0	0	2
21	Z. Irvin	7-12	4-6	1-2	0-2	2	0	19	0	0	0	1	22
44	M. Bielfeldt	1-1	1-1	0-0	0-0	0	1	3	0	0	0	0	5
TEAM		3-0		3		2							
TOTALS		22-52	9-25	14-18	9-20	29	13	67	13	12	4	3	200
TOTAL FG%:		1st: 11-27	.407	2nd: 11-25	.440	Game: 22-52		.423					
3-PT FG%:		1st: 3-11	.273	2nd: 6-14	.429	Game: 9-25		.360					
FT%:		1st: 4-5	.800	2nd: 10-13	.769	Game: 14-18		.778					
Deadball: 2													

No.	17/13 Iowa	FG	3FG	FT	O-D	TOT	F	TP	A	TO	B	S	MIN
1	M. Basabe, f	4-10	0-0	0-0	5-5	10	1	8	2	0	0	0	16
30	A. White, f	4-8	0-0	3-4	3-5	8	2	11	0	2	1	2	32
34	A. Woodbury, c	2-7	0-0	2-4	3-1	4	2	6	0	1	2	0	14
4	R. Marble, g	8-17	6-10	4-4	0-1	1	1	26	2	1	0	2	31
10	M. Gesell, g	3-5	2-2	2-2	0-4	4	1	10	8	1	0	3	29
0	G. Olesani	2-3	0-0	5-6	2-2	4	1	9	0	0	3	0	20
2	J. Oglesby	1-3	0-1	1-2	0-0	0	2	3	3	0	0	1	19
3	P. Jok	0-0	0-0	0-0	0-0	0	0	0	0	0	0	0	2
5	A. Clemmons	0-0	0-0	0-0	0-0	0	0	0	1	1	0	0	4
13	K. Denning	0-0	0-0	0-0	0-0	0	0	0	0	0	0	0	1
15	Z. McCabe	3-5	1-2	0-0	2-4	6	2	7	4	0	0	0	19
20	J. Uthoff	2-3	1-2	0-0	0-1	1	1	5	2	0	1	1	11
35	D. Stokes	0-0	0-0	0-0	0-0	0	1	0	0	0	0	0	1
42	K. Meyer	0-0	0-0	0-0	0-0	0	0	0	0	1	0	0	1
TEAM		0-0		0-0		0							
TOTALS		29-61	10-17	17-22	15-23	38	14	85	22	7	7	9	200
TOTAL FG%:		1st: 16-30	.533	2nd: 13-31	.419	Game: 29-61		.475					
3-PT FG%:		1st: 8-11	.727	2nd: 2-6	.333	Game: 10-17		.588					
FT%:		1st: 3-4	.750	2nd: 14-18	.778	Game: 17-22		.773		Deadball: 2			

Technical Fouls: None
Foul Out: U-M - None; Iowa - None
Officials: Mike Kitts, Bo Boroski, Gene Steratore
Attendance: 15,400 (sellout)
Score by Half
 10/14 Michigan 29-38 67
 at 17/13 Iowa 43-42 85

GAME 24
15/18 MICHIGAN: 70
at 22/20 Ohio State: 60
February 11, 2014
Value City Arena • Columbus, Ohio
TV: ESPN



No.	15/18 U-M	FG	3FG	FT	O-D	TOT	F	TP	A	TO	B	S	MIN
1	G. Robinson III, f	3-10	1-1	2-2	4-1	5	2	9	0	0	0	0	24
52	J. Morgan, f	3-4	0-0	0-0	6-2	8	4	6	0	1	0	0	19
10	D. Walton Jr., g	3-10	1-2	6-6	1-9	10	2	13	6	1	0	1	36
11	N. Stauskas, g	4-9	3-6	4-5	0-3	3	1	15	0	2	0	0	38
23	C. LeVert, g	3-11	1-6	2-2	2-3	5	0	9	2	0	0	1	38
2	S. Albrecht	0-1	0-0	0-0	0-0	0	0	0	0	1	0	0	5
15	J. Horford	4-5	0-0	0-2	1-3	4	3	8	0	1	0	0	20
21	Z. Irvin	2-3	2-2	4-5	0-3	3	2	10	0	2	0	0	20
TEAM		0-1		1		1				1			
TOTALS		22-53	8-17	18-22	14-25	39	14	70	8	9	0	2	200
TOTAL FG%:		1st: 9-28	.321	2nd: 13-25	.520	Game: 22-53				.415			
3-PT FG%:		1st: 4-10	.400	2nd: 4-7	.571	Game: 8-17				.471			
FT%:		1st: 4-5	.800	2nd: 14-17	.824	Game: 18-22				.818			
Deadball: 2													

No.	22/20 OSU	FG	3FG	FT	O-D	TOT	F	TP	A	TO	B	S	MIN
10	L. Ross, f	8-17	0-4	8-11	3-4	7	0	24	1	0	0	0	37
12	S. Thompson, f	2-5	0-1	0-0	0-2	2	3	4	1	0	1	1	24
23	A. Williams, c	3-4	0-0	1-3	3-4	7	4	7	0	3	1	0	29
4	A. Craft, g	3-6	0-2	2-2	0-1	1	3	8	2	2	0	0	37
32	L. Smith Jr., g	5-11	3-9	0-0	1-2	3	1	13	1	1	0	0	31
2	M. Loving	0-1	0-1	0-0	0-2	2	1	0	0	1	0	0	2
3	S. Scott	2-6	0-2	0-0	1-3	4	4	4	2	1	0	3	27
33	A. Della Valle	0-1	0-1	0-0	0-0	0	1	0	0	0	0	0	3
55	T. McDonald	0-1	0-0	0-0	0-0	0	0	0	0	0	0	0	10
TEAM		0-1		0-0		1							
TOTALS		23-52	3-20	11-16	8-19	27	17	60	7	8	2	4	200
TOTAL FG%:		1st: 12-25	.480	2nd: 11-27	.407	Game: 23-52		.442					
3-PT FG%:		1st: 1-10	.100	2nd: 2-10	.200	Game: 3-20		.150					
FT%:		1st: 5-6	.833	2nd: 6-10	.600	Game: 11-16		.688					
Deadball: 1													

Technical Fouls: None
Foul Out: U-M - None; Ohio State - None
Officials: Ted Valentine, Terry Oglesby, Brian Dorsey
Attendance: 18,809 (sellout)
Score by Half
 15/18 Michigan 26-44 70
 at 22/20 Ohio State 30-30 60

GAME 25
15/18 MICHIGAN: 62
21/21 Wisconsin: 75
February 16, 2014
Crisler Center • Ann Arbor, Mich.
TV: CBS



No.	15/18 U-M	FG	3FG	FT	O-D	TOT	F	TP	A	TO	B	S	MIN
1	G. Robinson III, f	5-9	0-1	0-0	1-2	3	3	10	0	1	0	0	32
52	J. Morgan, f	2-3	0-0	1-1	2-3	5	2	5	2	0	0	0	29
10	D. Walton Jr., g	0-6	0-2	0-0	1-3	4	0	0	1	2	0	0	33
11	N. Stauskas, g	4-11	0-2	3-4	0-3	3	2	11	2	3	0	0	32
23	C. LeVert, g	7-13	5-6	6-6	0-6	6	3	25	0	2	0	0	39
2	S. Albrecht	0-0	0-0	2-2	0-1	1	1	2	0	0	0	0	8
15	J. Horford	1-1	0-0	1-2	2-4	6	4	3	0	1	0	0	9
21	Z. Irvin	1-7	1-5	3-3	0-0	0	1	6	0	0	0	0	18
TEAM		1-2					2						
TOTALS		20-50	6-16	16-18	7-23	30	16	62	5	9	0	0	200
TOTAL FG%:		1st: 7-22	.318	2nd: 13-28	.464	Game: 20-50		.400					
3-PT FG%:		1st: 2-7	.286	2nd: 4-9	.444	Game: 6-16		.375					
FT%:		1st: 3-4	.750	2nd: 13-14	.929	Game: 16-18		.889					
Deadball: 1,2													

No.	21/21 Wisconsin	FG	3FG	FT	O-D	TOT	F	TP	A	TO	B	S	MIN
15	S. Dekker, f	6-10	2-2	1-2	3-6	9	2	15	0	1	1	0	31
44	F. Kaminsky, f	11-16	1-2	2-3	4-7	11	2	25	0	0	1	1	29
1	B. Brust, g	3-11	1-7	0-0	2-7	9	0	7	0	0	0	1	36
12	T. Jackson, g	1-6	0-0	7-8	1-2	3	2	9	6	0	0	1	37
21	J. Gasser, g	3-5	3-4	4-4	0-2	2	4	13	2	0	0	0	33
10	N. Hayes	1-6	0-0	2-4	0-0	0	2	4	0	1	0	2	20
13	D. Dukan	1-2	0-1	0-0	0-0	0	1	2	0	0	0	0	4
24	B. Koenig	0-2	0-1	0-0	0-0	0	3	0	2	0	0	0	10
TEAM													
TOTALS		26-58	7-17	16-21	10-24	34	16	75	10	2	2	5	200
TOTAL FG%:		1st: 13-31	419	2nd: 13-27	481	Game: 26-58	.448						
3-PT FG%:		1st: 4-10	400	2nd: 3-7	429	Game: 7-17	.412						
FT%:		1st: 4-8	.500	2nd: 12-13	.923	Game: 16-21	.762						
Deadball: 2													



2013-14 Michigan Basketball
Michigan Combined Team Statistics (as of Feb 16, 2014)
All games



RECORD:	OVERALL	HOME	AWAY	NEUTRAL
ALL GAMES	18-7	10-2	5-4	3-1
CONFERENCE	10-3	5-1	5-2	0-0
NON-CONFERENCE	8-4	5-1	0-2	3-1

#	Player	gp-gs	min	avg	Total		3-Point		F-Throw		Rebounds											
					fg-fga	fg%	3fg-fga	3fg%	ft-fa	ft%	off	def	tot	avg	pf	dq	a	to	blk	stl	pts	avg
11	Stauskas, Nik	24-24	840	35.0	116-241	.481	55-125	.440	113-138	.819	13	70	83	3.5	35	0	83	46	8	18	400	16.7
23	LeVert, Caris	25-25	840	33.6	109-247	.441	39-97	.402	67-82	.817	9	103	112	4.5	43	0	67	42	9	29	324	13.0
01	Robinson III, Glenn	25-25	760	30.4	119-245	.486	22-77	.286	60-80	.750	35	72	107	4.3	45	1	28	34	7	23	320	12.8
04	McGary, Mitch	8-4	197	24.6	30-55	.545	0-2	.000	16-24	.667	23	43	66	8.3	25	0	12	13	6	15	76	9.5
10	Walton Jr, Derrick	25-24	659	26.4	66-151	.437	26-66	.394	52-67	.776	5	64	69	2.8	39	0	73	45	0	10	210	8.4
21	Irvin, Zak	25-0	417	16.7	65-150	.433	45-106	.425	13-18	.722	13	29	42	1.7	25	0	10	13	2	6	188	7.5
52	Morgan, Jordan	25-15	429	17.2	51-75	.680	0-0	.000	21-32	.656	44	62	106	4.2	59	2	11	19	11	7	123	4.9
15	Horford, Jon	25-7	370	14.8	54-90	.600	0-2	.000	14-22	.636	38	78	116	4.6	45	1	13	13	22	7	122	4.9
02	Albrecht, Spike	25-1	386	15.4	27-66	.409	17-45	.378	12-17	.706	4	28	32	1.3	32	0	56	10	1	12	83	3.3
44	Bielfeldt, Max	14-0	64	4.6	6-18	.333	3-7	.429	0-1	.000	5	9	14	1.0	12	0	0	2	1	2	15	1.1
12	McConnell, Cole	4-0	10	2.5	1-3	.333	1-3	.333	1-2	.500	0	1	1	0.3	1	0	0	0	0	0	4	1.0
20	Loneragan, Sean	8-0	19	2.4	1-4	.250	0-1	.000	2-2	1.000	2	2	4	0.5	0	0	1	1	1	1	4	0.5
05	Dakich, Andrew	9-0	20	2.2	1-4	.250	1-1	1.000	0-0	.000	1	2	3	0.3	2	0	5	2	0	0	3	0.3
14	Anlauf, Brad	7-0	14	2.0	1-3	.333	0-0	.000	0-0	.000	0	2	2	0.3	2	0	1	1	0	0	2	0.3
Team											35	30	65				4					
Total.....		25	5025		647-1352	.479	209-532	.393	371-485	.765	227	595	822	32.9	365	4	360	245	68	130	1874	75.0
Opponents.....		25	5025		602-1382	.436	142-426	.333	275-381	.722	237	539	776	31.0	426	7	291	274	63	129	1621	64.8

TEAM STATISTICS	MICH	OPP
SCORING	1874	1621
Points per game	75.0	64.8
Scoring margin	+10.1	-
FIELD GOALS-ATT	647-1352	602-1382
Field goal pct	.479	.436
3 POINT FG-ATT	209-532	142-426
3-point FG pct	.393	.333
3-pt FG made per game	8.4	5.7
FREE THROWS-ATT	371-485	275-381
Free throw pct	.765	.722
F-Throws made per game	14.8	11.0
REBOUNDS	822	776
Rebounds per game	32.9	31.0
Rebounding margin	+1.8	-
ASSISTS	360	291
Assists per game	14.4	11.6
TURNOVERS	245	274
Turnovers per game	9.8	11.0
Turnover margin	+1.2	-
Assist/turnover ratio	1.5	1.1
STEALS	130	129
Steals per game	5.2	5.2
BLOCKS	68	63
Blocks per game	2.7	2.5
ATTENDANCE	152356	164130
Home games-Avg/Game	12-12696	9-14962
Neutral site-Avg/Game	-	4-7367

Date	Opponent		Score	Att.
11/08/13	UMASS-LOWELL	w	69-42	12707
11/12/13	SOUTH CAROLINA STATE	w	93-59	12707
11/17/13	at Iowa State	L	70-77	14384
1 11/21/13	vs Long Beach State	w	85-61	4952
1 11/22/13	vs Florida State	Wot	82-80	5835
1 11/24/13	vs Charlotte	L	61-63	7642
11/29/13	COPPIN STATE	w	87-45	12707
2 12/03/13	at Duke	L	69-79	9314
12/07/13	HOUSTON BAPTIST	w	107-53	12579
12/14/13	ARIZONA	L	70-72	12707
3 12/21/13	vs Stanford	w	68-65	11039
12/28/13	HOLY CROSS	w	88-66	12707
* 01/02/14	at Minnesota	w	63-60	12225
* 01/05/14	NORTHWESTERN	w	74-51	12707
* 01/09/14	at Nebraska	w	71-70	15012
* 01/14/14	PENN STATE	w	80-67	12707
* 01/18/14	at Wisconsin	w	77-70	17249
* 01/22/14	IOWA	w	75-67	12707
* 01/25/14	at Michigan State	w	80-75	14797
* 01/30/14	PURDUE	w	75-66	12707
* 02/02/14	at Indiana	L	52-63	17472
* 02/05/14	NEBRASKA	w	79-50	12707
* 02/08/14	at Iowa	L	67-85	15400
* 02/11/14	at Ohio State	w	70-60	18809
* 02/16/14	WISCONSIN	L	62-75	12707

1 = Puerto Rico Tip-Off, San Juan, Puerto Rico (Coliseo Roberto Clemente)

2 = Big Ten/ACC Challenge, Durham, N.C. (Cameron Indoor Stadium)

3 = Brooklyn Holiday Invitational, Brooklyn, N.Y. (Barclays Center)

* = Conference game

Score by Periods	1st	2nd	OT	Totals
Michigan	873	988	13	1874
Opponents	763	847	11	1621



2013-14 Michigan Basketball
Michigan Combined Team Statistics (as of Feb 16, 2014)
Conference games



RECORD:	OVERALL	HOME	AWAY	NEUTRAL
ALL GAMES	10-3	5-1	5-2	0-0
CONFERENCE	10-3	5-1	5-2	0-0
NON-CONFERENCE	0-0	0-0	0-0	0-0

##	Player	gp-gs	min	avg	Total		3-Point		F-Throw		Rebounds				pf	dq	a	to	blk	stl	pts	avg
					fg-fga	fg%	3fg-fga	3fg%	ft-fa	ft%	off	def	tot	avg								
11	Stauskas, Nik	13-13	463	35.6	60-126	.476	26-64	.406	54-64	.844	5	37	42	3.2	20	0	47	29	6	9	200	15.4
23	LeVert, Caris	13-13	451	34.7	54-127	.425	21-48	.438	38-44	.864	8	55	63	4.8	23	0	36	28	3	17	167	12.8
01	Robinson III, Glenn	13-13	386	29.7	60-128	.469	8-34	.235	22-27	.815	17	30	47	3.6	23	0	7	24	6	8	150	11.5
10	Walton Jr, Derrick	13-12	362	27.8	34-74	.459	14-30	.467	36-45	.800	3	37	40	3.1	20	0	40	20	0	5	118	9.1
21	Irvin, Zak	13-0	218	16.8	33-73	.452	23-51	.451	8-10	.800	5	11	16	1.2	10	0	1	6	1	2	97	7.5
52	Morgan, Jordan	13-13	289	22.2	34-46	.739	0-0	.000	15-23	.652	27	43	70	5.4	36	1	7	12	8	3	83	6.4
15	Horford, Jon	13-0	207	15.9	32-45	.711	0-0	.000	8-15	.533	16	44	60	4.6	26	0	7	8	10	5	72	5.5
02	Albrecht, Spike	13-1	190	14.6	9-25	.360	6-19	.316	8-11	.727	2	14	16	1.2	19	0	24	2	0	8	32	2.5
44	Bielfeldt, Max	6-0	17	2.8	2-6	.333	2-4	.500	0-0	.000	0	3	3	0.5	2	0	0	0	0	0	6	1.0
14	Anlauf, Brad	2-0	3	1.5	0-2	.000	0-0	.000	0-0	.000	0	0	0	0.0	2	0	0	1	0	0	0	0.0
05	Dakich, Andrew	3-0	6	2.0	0-0	.000	0-0	.000	0-0	.000	1	0	1	0.3	0	0	1	1	0	0	0	0.0
20	Loneragan, Sean	3-0	8	2.7	0-0	.000	0-0	.000	0-0	.000	0	0	0	0.0	0	0	1	1	0	1	0	0.0
Team											15	15	30				3					
Total.....		13	2600		318-652	.488	100-250	.400	189-239	.791	99	289	388	29.8	181	1	171	135	34	58	925	71.2
Opponents.....		13	2600		317-706	.449	74-228	.325	151-210	.719	129	262	391	30.1	212	4	153	129	35	75	859	66.1

TEAM STATISTICS	MICH	OPP
SCORING	925	859
Points per game	71.2	66.1
Scoring margin	+5.1	-
FIELD GOALS-ATT	318-652	317-706
Field goal pct	.488	.449
3 POINT FG-ATT	100-250	74-228
3-point FG pct	.400	.325
3-pt FG made per game	7.7	5.7
FREE THROWS-ATT	189-239	151-210
Free throw pct	.791	.719
F-Throws made per game	14.5	11.6
REBOUNDS	388	391
Rebounds per game	29.8	30.1
Rebounding margin	-0.2	-
ASSISTS	171	153
Assists per game	13.2	11.8
TURNOVERS	135	129
Turnovers per game	10.4	9.9
Turnover margin	-0.5	-
Assist/turnover ratio	1.3	1.2
STEALS	58	75
Steals per game	4.5	5.8
BLOCKS	34	35
Blocks per game	2.6	2.7
ATTENDANCE	76242	110964
Home games-Avg/Game	6-12707	7-15852
Neutral site-Avg/Game	-	0-0

Date	Opponent		Score	Att.
* 01/02/14	at Minnesota	w	63-60	12225
* 01/05/14	NORTHWESTERN	w	74-51	12707
* 01/09/14	at Nebraska	w	71-70	15012
* 01/14/14	PENN STATE	w	80-67	12707
* 01/18/14	at Wisconsin	w	77-70	17249
* 01/22/14	IOWA	w	75-67	12707
* 01/25/14	at Michigan State	w	80-75	14797
* 01/30/14	PURDUE	w	75-66	12707
* 02/02/14	at Indiana	L	52-63	17472
* 02/05/14	NEBRASKA	w	79-50	12707
* 02/08/14	at Iowa	L	67-85	15400
* 02/11/14	at Ohio State	w	70-60	18809
* 02/16/14	WISCONSIN	L	62-75	12707

1 = Puerto Rico Tip-Off, San Juan, Puerto Rico (Coliseo Roberto Clemente)

2 = Big Ten/ACC Challenge, Durham, N.C. (Cameron Indoor Stadium)

3 = Brooklyn Holiday Invitational, Brooklyn, N.Y. (Barclays Center)

* = Conference game

Score by Periods	1st	2nd	Totals
Michigan	425	500	925
Opponents	407	452	859