

HOFSTRA



2013-14 MEN'S BASKETBALL MEDIA GUIDE

CAA



***STEPHEN
NWAUKONI***

SMU
15

HOFSTRA
24

S

**IT STARTS WITH THE FUSE THAT THE GAME LIGHTS INSIDE US.
PASSION IS EXCHANGED BETWEEN THE COURT AND THE STANDS.
ENERGY BECOMES SYNERGY.
OUR UNCOMMON DESIRE BECOMES OUR COMMON GROUND.
BECAUSE THIS SEASON, IT'S ABOUT INTENSITY.
IT'S DRIVEN BY INNOVATION THAT ELEVATES,
AND SPEED THAT WILL RISE.
THE GAME WILL BECOME FASTER,
AND PRIDE WILL BURN HOTTER.
IN ARENAS ALL OVER THE COUNTRY,
INTENSITY WILL INSPIRE COLLEGE FANS
AND COLLEGE PLAYERS
TO UNITE AS ONE.**



Table of Contents

Nike	3
Table of Contents	4
Hofstra Highlights	6
Hofstra Facilities	8
Hofstra Game Day	10
2013-14 Quick Facts	12
Media Information	14
Media Following	15
Strength and Conditioning	16
Player Development	17
Hofstra in the Community	18
Hofstra Athletics	19
Joe Mihalich	20
Mike Farrelly	24
Shane Nichols	25
Craig "Speedy" Claxton	26
Colin Curtin/Managers	27
Support Staff	28
2013-14 Roster	29
2013-14 Outlook	30
Meet the Pride	32
Stephen Nwaukoni	34
Moussa Kone	36
Jordan Allen	38
Darren Payen	40
Adam Savion	42
Dion Nesmith	44
Zeke Upshaw	46
Eliel Gonzalez	48
Chris Jenkins	50
Jamall Robinson	52
Brian Bernardi	54
Juan'ya Green	56
Ameen Tanksley	58
This is Hofstra	60
Hofstra University President	62
University Senior Administration/Trustees	63
Director of Athletics	64
Athletics Administration and Head Coaches	66
University Academic Support	68
Sports Medicine	69
Long Island	70
New York City	71
David S. Mack Sports and Exhibition Complex	72
Madison Square Garden/Barclays Center	74
The Colonial Athletic Association	75



Use the Adobe Acrobat Bookmarks menu to jump to pages!

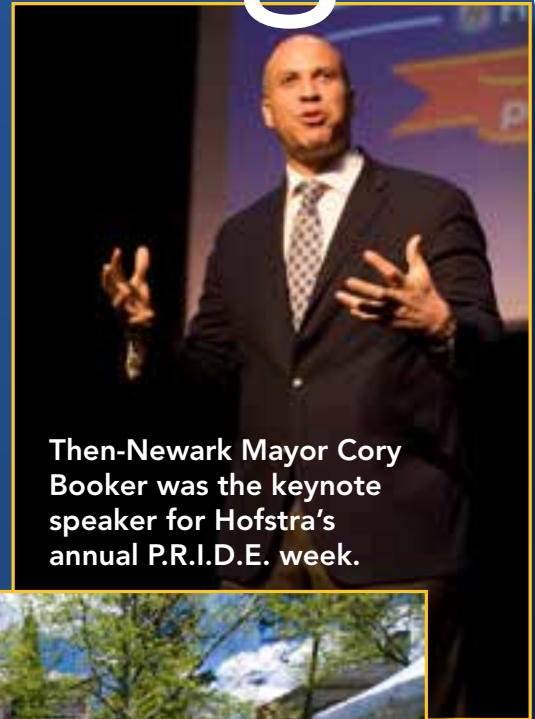
2013-14 Opponents	76	Holiday Festival	100
Team Travel	78	Hofstra in the NBA	102
2012-13 Statistics and Results	79	Recent Professional Players	103
2012-13 Game-by-Game Team Statistics	80	NIT/Haggerty Award Winners	104
2012-13 Game-by-Game Individual Statistics	81	Hofstra Basketball Alumni	106
The Last Time	82	1,000 Point Scorers	110
2012-13 Team Highs and Lows	83	Hofstra Record Book	112
2012-13 Trivia	84	Retired Jerseys	118
2012-13 Colonial Athletic Association Review	85	Year-by-Year Statistics/Coaching Records	119
2013-14 CAA Composite Schedule	90	All-Time Series Records	120
Traditions and Records	92	Hofstra All-Time Results	122
Hofstra Tradition	92	Media Outlets	134
Hofstra in the NCAA Tournament	96	CAA Championship	135
Hofstra in the NIT	98	Getting To Hofstra	136
		Campus Map	137
		2013-14 Radio/TV Chart	138



Hofstra Highlig



Approximately 2,000 undergraduate, graduate and law students celebrated the completion of their studies during four separate graduation exercises in May 2013.



Then-Newark Mayor Cory Booker was the keynote speaker for Hofstra's annual P.R.I.D.E. week.



Hofstra celebrated its Dutch roots with the 30th Annual Dutch Festival on May 5, 2013.



Pop singer Ke\$ha headlined Vibe Live during the 2013 Fall Festival.



Hofstra named its School of Communication for distinguished alumnus Lawrence Herbert, the inventor of the Pantone color matching system, to honor his generous support of the University and his revolutionary impact on print and design.

ights

Hofstra is just 25 miles from New York City.



Hofstra hosted a Presidential Debate on October 16, 2012, and brought a slate of top political strategists, activists, scholars and journalists to campus as part of an election-themed event series.



WRHU, Hofstra's radio station, was recently rated the fifth best college radio station in the nation by *The Princeton Review*.



The Princeton Review recently named the Zarb School of Business one of its "Great Schools for Marketing and Sales Majors."



The Hofstra Community raised more than \$111,000 for the American Cancer Society as part of the annual Relay for Life, setting a new record for the Hofstra event.

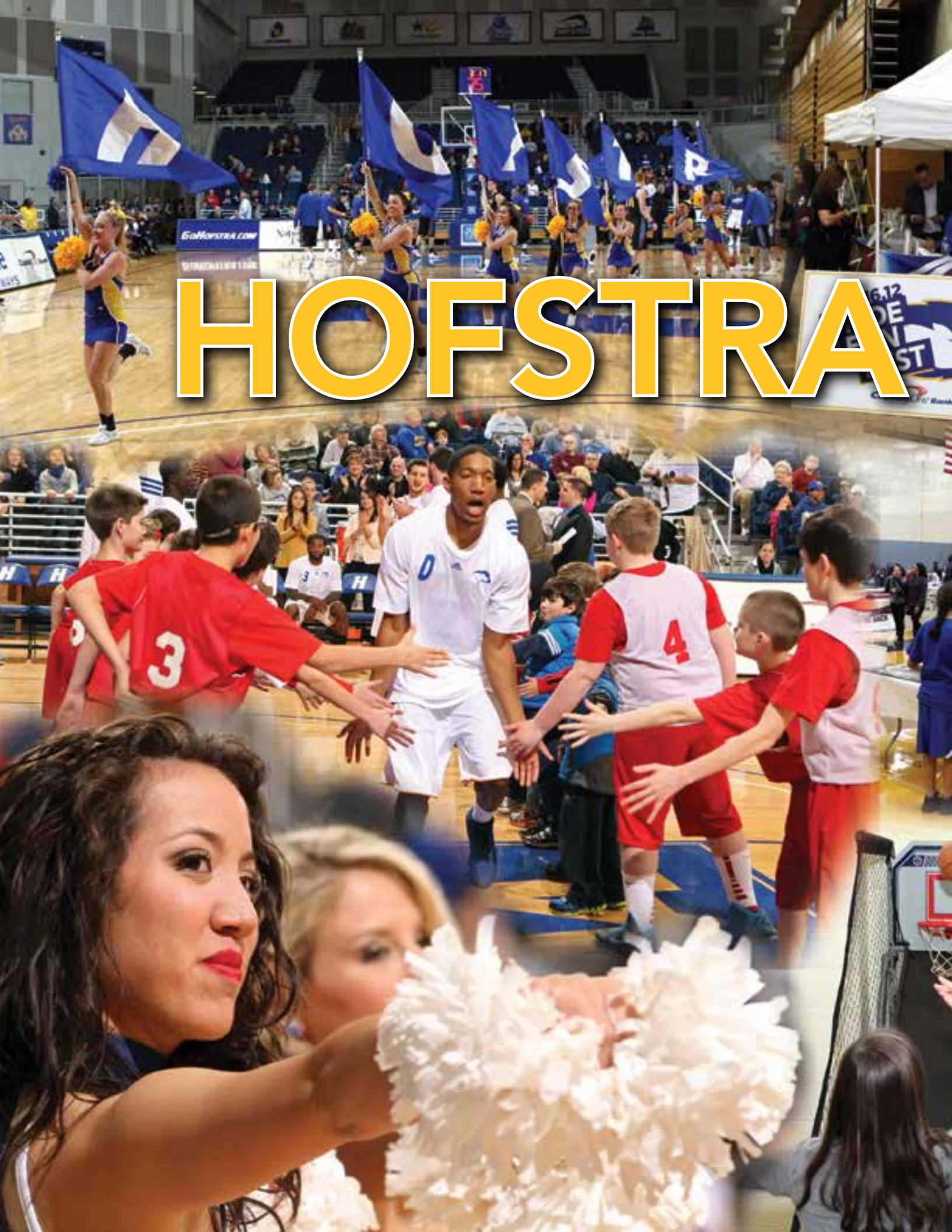
Hofstra Facilities



ies



HOFSTRA



GAME DAY



11.16.12
PRIDE
FAN
FEST

PRIDE
FAN
FEST

PRIDE
FAN
FEST

PRIDE
FAN
FEST

PRIDE
FAN
FEST

2013-14 Hofstra Men's Basketball Quick Facts

Location: Hempstead, New York 11549
Founded: 1935
Enrollment: 11,090
Affiliation: NCAA Division I
Conference: Colonial Athletic Association
Nickname: Pride
Colors: Gold, White and Blue
Home Court: David S. Mack Sports and Exhibition Complex (5,023)
Press Row Phone: (516) 463-7725

President: Stuart Rabinowitz
Faculty Athletics Representative: Dr. Michael Barnes
Vice President and Director of Athletics: Jeffrey A. Hathaway
Deputy Director of Athletics: Dino Mattessich
Senior Associate Director of Athletics: Cindy Lewis
Senior Associate Director of Athletics/Facilities: Jay Artinian
Associate Director of Athletics/Communications: Stephen Gorchov
Associate Director of Athletics/NCAA Education and Compliance Services: Jim Gibbons



Moussa Kone



Stephen Nwaukoni

Assistant Director of Athletics/Marketing and Promotions:

Chrissy Arnone

Assistant Director of Athletics/Ticket Operations: Maria Corvino

Assistant Director of Athletics/NCAA Education and

Compliance Services: Samantha Sweeney

Assistant Director of Athletics/Administration: Rachel August

Assistant Director of Athletics/Student-Athlete Services and Life

Skills Development: James Lally

Athletic Department Phone: (516) 463-6750

Associate Director of Athletics for Communications:

Stephen Gorchov (Men's Basketball Contact)

Office Phone: (516) 463-4933

Cell Phone: (516) 523-5252

E-mail Address: Stephen.A.Gorchov@hofstra.edu

Senior Sports Information Director: Jim Sheehan

Office Phone: (516) 463-6764

E-mail Address: Jim.B.Sheehan@hofstra.edu

2013-14 HOFSTRA UNIVERSITY MEN'S BASKETBALL PERSONNEL

STARTERS RETURNING (3)

Name	Pos.	Cl.	Ht.	Wt.	2012-13 Averages			Other
					PPG	RPG	APG	
Jordan Allen	F	So.	6-6	200	5.0	2.9	0.9	29 steals
Moussa Kone	F/C	Jr.	6-7	220	6.5	4.4	0.4	25 blocks
Stephen Nwaukoni	F/C	Sr.	6-8	240	6.8	7.9	0.4	

STARTERS LOST (2)

Name	Pos.	2012-13 Averages			Reason
		PPG	RPG	APG	
Stevie Mejia	G	11.9	3.8	4.1	Graduated
David Imes	F	7.6	5.2	0.9	Graduated

OTHERS RETURNING (2)

Name	Pos.	Cl.	Ht.	Wt.	2012-13 Averages		
					PPG	RPG	APG
Darren Payen	F/C	So.	6-8	205	1.1	1.3	0.1
Adam Savion	G	So.	6-2	185	1.3	1.0	0.4

NEWCOMERS (9)

Name	Pos.	Cl.	Ht.	Wt.	Hometown/High School/Last School
Brian Bernardi*	G	So.	6-2	180	Staten Island, NY/Xaverian/SMU
Eliel Gonzalez	G	Fr.	6-3	200	Cayey, Puerto Rico/Florida Air Academy (FL)
Juan'ya Green*	G	Jr.	6-3	195	Philadelphia, PA/Archbishop Carroll/Niagara
Chris Jenkins	G/F	Fr.	6-4	215	Hillside, NJ/Gill St. Bernard's
Dion Nesmith	G	Gr.	6-0	200	Union, NJ/Union/Northeastern/Monmouth
Jamall Robinson	G/F	Fr.	6-5	210	Cheltenham, MD/Paul VI (VA)
Dan Steinberg	F	Sr.	6-7	200	Flemington, NJ/Hunterdon Central
Ameen Tanksley*	G	Jr.	6-6	200	Philadelphia, PA/Imhotep Charter/Niagara
Zeke Upshaw	G/F	Gr.	6-6	215	Chicago, IL/University HS/Illinois State

* Will sit out the 2013-14 season due to NCAA Transfer Rule

Senior Assistant Director of Athletic Communications: Brian Bohl

Office Phone: (516) 463-6759

E-mail Address: Brian.K.Bohl@hofstra.edu

Director of Athletic Publications: Len Skoros

Office Phone: (516) 463-4602

E-mail Address: Leonard.M.Skoros@hofstra.edu

Athletic Communications Fax: (516) 463-5033

Radio: WRHU (88.7 FM)

Website: GoHofstra.com

Photographers: Quique Aparicio, Brian Ballweg, Zack Lane, Joe Rogate, Paul Sadler, Stephen Slade

BASKETBALL INFORMATION

Head Basketball Coach: Joe Mihalich (La Salle, 1978)

Record at Hofstra: First season

Overall College (NCAA) Coaching Record: 265-203/15 years

Assistant Coaches: Mike Farrelly (St. Joseph's, 2003) and Shane Nichols (Wofford, 2008)

Director of Basketball Operations: Colin Curtin (Niagara, 2009)

Special Assistant to the Head Coach: Craig "Speedy" Claxton (Hofstra, 2000)

Athletic Trainer: Evan Malings (SUNY Cortland, 1988)

Basketball Office Phone: (516) 463-4667

Basketball Secretary: Clarice Smith

Best Time to Call: Contact SID

2012-13 Record: 7-25

2012-13 Conference Record/Finish: 4-14/10th

2012-13 Conference Tournament: Lost to Delaware in the first round

2012-13 Postseason: None

Last NCAA Tournament Appearance: 2001

(Lost in first round to UCLA)

Last Postseason Appearance: 2011

(Lost in first round of College Basketball Invitational to Evansville)

Letterwinners Returning: 5

Letterwinners Lost: 7

Starters Returning: 3

(Jordan Allen, Moussa Kona, Stephen Nwaukoni)

Starters Lost: 2 (David Imes, Stevie Mejia)

First Men's Basketball Season: 1936-37

All-Time Record: 1140-873 (.566)

Media Information

The Hofstra University Office of Athletic Communications (OAC) welcomes the members of the media covering Hofstra Men's Basketball during the 2013-14 season. If we can be of any assistance to you throughout the year, please do not hesitate to contact us. We hope the following items will help you during your visits to Hofstra University.

Hofstra University
240 Hofstra University
Office of Athletic Communications
Hempstead, NY 11549
(516) 463-4933 - Office
(516) 463-5033 - Fax
(516) 463-7725 - Press Row Phone



Stephen Gorchov
(Men's Basketball Contact)
Associate Director of Athletics for
Communications



Jim Sheehan
Senior Sports
Information Director



Len Skoros
Director of
Athletic Publications



Brian Bohl
Senior Assistant Director of
Athletic Communications

Press Credentials: Members of the media should request credentials from the Office of Athletic Communications at least 24 hours prior to each game. These credentials will be left at the Will Call/Press window at the box office on the north side of the David S. Mack Sports and Exhibition Complex. Media parking is available in the lot directly across from the entrance to the Mack Sports Complex.

Photo Passes: Photography credentials will be issued to certified photographers of daily newspapers, magazines and television stations. Credentials will not be granted to freelance photographers. All shooting must be done from the ends of the court. Flashes will not be permitted.

Press Room: Members of the media can pick up their pregame and postgame information in the press room, located in the southwest end of the Mack Sports Complex.

Game Services: Media members are asked to pick up their game information packages in the press room prior to the start of the game. A complete NCAA box score will be distributed at halftime. Complete game statistical books will be available 15 minutes after the game.

Radio Broadcasts: The Hofstra Office of Athletic Communications will have touch-tone digital phone lines available for the opponent's radio stations. Visiting radio stations will need to give the Hofstra OAC two weeks notice of their intention to broadcast. There will be a \$75.00 charge for visiting stations to offset the cost of installation and maintenance of the line. ISDN lines are available for rental at \$300.00 per event. All calls must be made collect or direct-dial from the radio station to the Mack Sports Complex.

Interview Policy: Hofstra coaches and players will be available after all contests in the Frank Morris Media Room. Interview requests on non-game days should be directed through the Hofstra OAC. Interviews on game days will be limited to postgame only. Player personal phone numbers will not be distributed.

Wireless/Telephones: The Mack Sports Complex is equipped with wireless internet access. Please utilize "HU Events" or "HU Guest". A member of the Office of Athletic Communications can assist you with a password. Telephones will be available along press row for working media upon request

Hofstra Basketball on the Web: Visit GoHofstra.com for the latest information on Hofstra University Men's Basketball or any of the University's 17 athletic teams.



Hofstra Pride
Hofstra Men's Basketball



@HofstraPride
@HofstraMBB

Media Following



Strength and Conditioning

Mission

The Hofstra University Strength and Conditioning Program supports the missions of both the Department of Athletics and the University.

The mission of the Hofstra University Department of Intercollegiate Athletics is to sponsor a broad-based athletics program, which positively reflects the interests and values of the institution's students, faculty, administration, alumni and friends who support its many initiatives.

The primary objective of the athletics program is to provide student-athletes with the opportunity to excel in the academic environment and in athletic competition. By recruiting men and women of academic quality, good character, and high athletic ability, the athletics program fosters among its students a sense of leadership, discipline, mutual trust and social responsibility.

In addition, Hofstra's Strength and Conditioning Program is committed to the development of student-athletes with the intention of enhancing their overall athletic potential through ground based tri-planar movements while reducing their risk of injury. It is our belief that implementing a functional, sport-specific and individualized program will provide our student-athletes the underlying structure required to perform at their optimal level of play.



Player Development



Hofstra in the Community

Hofstra student-athletes are an integral part of the local community and the men's basketball team outreach program grows bigger each year.

The team invites local youth groups to play at halftime of home games. After home games, the team holds autograph sessions and interacts with the fans. The team is also active with local Boy Scout groups and has hosted many troops at games during the season.

The Pride lend their time and efforts to charitable and educational causes as well. Hofstra players and staff are frequent visitors to area schools to participate in reading programs. Each season the team takes part in the What I Want To Be and Family Fun Day promotions in conjunction with the women's basketball team. The team visits local youth basketball programs and instructs younger players on the finer points of the game. The team also takes part in Let All The Children Play events, including spending time with children at the opening of the organization's fully accessible playground this past summer.

The program is active in the Special Olympics program and also participates in holiday toy, clothing and food drives sponsored by Big Brothers and Big Sisters of Long Island to help those in need.

The team conducts clinics in conjunction with the Town of Hempstead and visit the Hempstead Boys and Girls Club to spend time with children enrolled in after school programs.



2012-13 Hofstra Athletic Highlights

The 2012-13 season was highlighted by four CAA Championship teams – Volleyball, Women's Soccer, Wrestling and Softball – as well as the individual accomplishments of many talented Pride student-athletes.



Shante Evans graduated as the all-time leading scorer and rebounder in women's basketball program history, and had her jersey retired on Senior Day



Olivia Galati earned her second consecutive All-America selection in 2013 while also garnering her fourth CAA Pitcher of the Year Award as well as an Academic All-America selection



Steve Bonanno was the CAA Champion at 125 pounds and advanced to his fourth NCAA Championship in 2013



Joe Burg was a finalist for a Rhodes Scholarship in 2012 and also earned Academic All-America accolades

HOFSTRA BASKE

Head Men's Basketball Coach



Joe Mihalich

Joe Mihalich, who guided the Niagara University Men's Basketball team to five postseason appearances since 2003-04, was named the 12th

head coach in the history of the Hofstra University Men's Basketball program. The announcement was made April 10, 2013, by Hofstra President Stuart Rabinowitz and Vice President and Director of Athletics Jeffrey A. Hathaway.

"I can't begin to express the excitement and enthusiasm I have for this wonderful opportunity," said Mihalich. "I am incredibly grateful and thankful to President Stuart Rabinowitz and Jeff Hathaway for the chance to lead the Hofstra Men's Basketball program. I look forward to bringing an exciting and winning brand of basketball to Hofstra. My family and I are so excited to start this new journey. Go Pride!"

"Joe Mihalich has been a winner at every stop in his highly successful career," commented Hathaway. "He has worked his way up the ladder through hard work and dedication, and his work ethic has prepared him to lead our program. Hofstra University is fortunate to land such a dynamic educator, coach and leader and we look forward to the start of

his work with our current and future student-athletes. We are excited to welcome him to campus."

"I am delighted to welcome Joe and his family to Hofstra," stated President Rabinowitz. "Joe brings strong leadership and a successful background, and we look forward to his leading the men's basketball program to new heights. His deep commitment to develop and mentor student-athletes, both in the classroom and on the court, will be an asset to the Hofstra community."

Mihalich led the Purple Eagles since 1998 and during that time won 265 games, earning a pair of NCAA Tournament berths and making three National Invitation Tournament (NIT) appearances.

This past season was one of the most successful and rewarding in Mihalich's career as he guided a young roster to great success. Niagara won 19 games in 2012-13, while capturing the regular season Metro Atlantic Athletic Conference (MAAC) and advancing to the NIT for the third time in his tenure.

Mihalich, was recognized nationally for his strong work with the Purple Eagles, picking up numerous awards for his efforts. Mihalich garnered the 2013 MAAC Coach of the Year Award, and was named the 2013 National Association of Basketball Coaches (NABC) District 1 Coach of the Year. With these two awards, Mihalich has now been honored as a coach of the year seven times in his distinguished career.

The accolades for the 2012-13 campaign did not end there, though, as Mihalich was the 2013 Skip Prosser Man of the Year and a finalist for the 2013 Hugh Durham National Coach of the Year Award. The Skip Prosser Award was established in 2008 to honor those who not only achieve success on the basketball court but who display moral integrity off of it as well, while the Hugh Durham Award is given annually to the nation's top mid-major coach.

A model of consistency, Mihalich won at least 17 games 11 times in his 15 seasons at Niagara and led the Purple Eagles to a win in the 2006-07 NCAA Tournament over Florida A&M and the 2003-04 NIT over Troy State.



TBALL COACHES

The Purple Eagles advanced to the NCAA Tournament for the first time under Mihalich in 2005, earning a 14-seed in Niagara's first tournament appearance in 35 years. The team went 20-10 on its way to its first-ever MAAC Championship and Mihalich was rewarded with conference Coach of the Year accolades.

Niagara also earned an NIT bid in 2008-09, finishing the season with a 26-9 record. The win total was the second-most in program history and Mihalich guided the squad to the MAAC title game for the fifth time since 2002. The Purple Eagles were rewarded for their success with their first-ever home NIT game.

Mihalich's up-tempo style has seen his teams average more than 70 points per game in nine of the last 10 years, including more than 81 points per game in 2003-04 and 2004-05. The 2004-05 team averaged

84.6 points per contest, ranking fourth in the nation in scoring that season. In 1998-99, Mihalich's first year, senior guard Alvin Young led the nation in scoring at 25.1 points per game.

Under Mihalich's tutelage Juan Mendez earned Associated Press Honorable Mention All-America honors in 2005, becoming just the second player in school history to be named an AP All-American



THE JOE MIHALICH FILE

Birthdate: August 29, 1956
Born: Washington, DC
Raised: Philadelphia, PA
Education: B.S. in mathematics and education from La Salle, 1978
M.Ed. in athletic administration from Temple, 1990
Family: Wife, Mary; sons Joe (25), Matt (24) and Tony (24)

COACHING CAREER

Years	Title	School
1978-81	Assistant Coach	DeMatha Catholic High School (Hyattsville, Maryland)
1981-98	Assistant Coach	La Salle University (Philadelphia, Pennsylvania)
1998-2013	Head Coach	Niagara University (Niagara University, New York)
2013-present	Head Coach	Hofstra University (Hempstead, New York)

HOFSTRA BASKE

(joining three-time pick Calvin Murphy, 1968-70). He has also coached three MAAC Player of the Year Award recipients, three MAAC Sixth-Man of the Year Award winners, two MAAC Defensive Players of the Year, one MAAC Rookie of the Year, 24 All-MAAC selections and eight MAAC All-Rookie picks.

Mendez also earned NABC All-District honors in 2005 and was joined this past season by both Juan'ya Green and Antoine Mason. Green was also selected to the Lou Henson Mid Major All-American team in 2013 after earning Mid-Major Freshman of the Year honors in 2012.

In addition to his players' on-court successes, Mihalich also saw his players excel in the classroom with 17 student-athletes garnering MAAC All-Academic honors including three-time selection Paul Kowalksi and two-time honoree Demetrius Williamson.

Aside from his coaching awards this past season, Mihalich was named MAAC Coach of the Year in his first season at Niagara (1998-99) following a 17-12 season that included a regular season conference championship, and again in 2004-05 when the Purple Eagles made the NCAA Tournament. He also earned NABC District Coach of the Year honors in 2008-09 following Niagara's 26-win campaign. Mihalich also earned the 2005 United States Basketball Writers Association (USBWA) District II Coach of the Year and the 2007 Basketball Coaches Association of New York (BCANY) Coach of the Year Awards.

From 1981 to 1998, Mihalich was an assistant coach at La Salle University in Philadelphia, PA. During his time on the Explorer bench, he served as an assistant coach to Dave "Lefty" Ervin and the legendary William "Speedy" Morris. Mihalich was part of eight postseason teams at La Salle, including five NCAA Tournament appearances.



MIHALICH HEAD COACHING CAREER YEAR-BY-YEAR (AT NIAGARA)

YEAR	RECORD	POSTSEASON
1998-99	17-12	
1999-00	17-12	
2000-01	15-13	
2001-02	18-14	
2002-03	17-12	
2003-04	22-10	NIT
2004-05	20-10	NCAA
2005-06	11-18	
2006-07	23-12	NCAA
2007-08	19-10	
2008-09	26-9	NIT
2009-10	18-15	
2010-11	9-23	
2011-12	14-19	
2012-13	19-14	NIT
TOTAL	265-203 (.567)/15 years	

La Salle won 285 games while Mihalich was on staff, averaging nearly 17 wins per season. The Explorers had arguably one of the best seasons in school history in 1989-90 when the squad advanced to the NCAA Tournament and compiled a 30-2 record, while being led by consensus national player of the year Lionel Simmons. Mihalich coached several players at La Salle who would go on to play professionally in the National Basketball Association (NBA); including Simmons, Doug Overton, Randy Woods and Tim Legler.

Mihalich got his coaching career started at DeMatha Catholic High School in Hyattsville, MD, under the legendary Morgan Wootten. He served under the Naismith Memorial Basketball Hall of Famer Wootten from 1978 to 1981 and during that time the varsity team compiled a record of 82-8 and the junior varsity squad went 34-5. Mihalich served as the assistant varsity coach for three seasons and the head junior

varsity coach for a pair of seasons.

Mihalich played collegiately at La Salle from 1974 to 1978. He served as a team captain in 1978, and during his four seasons on the roster the Explorers won a total 68 games, including 18 during his senior campaign. La Salle made a pair of NCAA Tournament appearances and won a Big Five title with Mihalich on the roster. He holds a degree in mathematics and education from La Salle and also earned his master's in athletic administration from Temple in 1990.

Mihalich and his wife, Mary, have three sons (Joe – 25 and twins; Matt and Tony – 24).

WHAT THEY'RE SAYING ABOUT JOE MIHALICH...

"Hofstra has made a terrific decision in hiring Joe Mihalich as their new basketball coach," stated University of Michigan Head Coach John Beilein. "His high character, personality, coaching style, and recruiting ability are a great match for both Hofstra and the CAA. Hofstra fans everywhere will love Joe and his family and I look forward to seeing his teams compete for conference championships in the years to come."

"Joe Mihalich is an outstanding coach, and a respected basketball man," said Jay Bilas, ESPN Basketball analyst. "One of the things that sets Joe apart is the fact that he was, and still is, a teacher first. In his years at DeMatha, Joe taught school and coached, and he truly understands the demands placed upon players. He has high standards and expectations, and he is there to help his players meet and exceed them. Simply put, Joe Mihalich "gets it."

"This is a grand slam hire by Jeff Hathaway," commented University of Notre Dame Head Coach Mike Brey. "Joe Mihalich's consistency in the coaching field is greatly respected by so many of us in the coaching profession. He is a great teacher and a high-energy guy. One of things that I noticed when we (Notre Dame) played them a couple of times was that his players loved playing for him. Joe also is greatly connected in the area and network where Hofstra needs to recruit. Joe is the right man at the right time. I am thrilled for Hofstra and him."

"Congratulations to Coach Mihalich," commented Temple University Head Coach Fran Dunphy. "I have known Joe for many years and his career and reputation speak for themselves. He is a tremendous coach and even better person. What a great selection by Hofstra!"

"Congratulations to Hofstra University on the hiring of Joe Mihalich as their men's basketball coach," said Tim Legler, ESPN Basketball analyst and former NBA and La Salle Basketball player. "Having known him for 30 years, I can tell you that Joe is an outstanding communicator, motivator, recruiter, and molder of young men. He is the perfect selection to lead Hofstra in the right direction in the coming years."

"Joe Mihalich is a proven winner who has consistently challenged for the league title and has done it with class," notes Richard J. Ensor, Commissioner of the Metro Atlantic Athletic Conference. "Joe's commitment that his student-athletes excel in the classroom and on the court made him a great leader in the MAAC, from his days as an assistant at La Salle to his time as head coach at Niagara. He will be missed by his colleagues and myself."

"What a great decision Hofstra has made," stated Naismith Memorial Basketball Hall of Famer Morgan Wootten, former head coach at DeMatha Catholic High School. "As the years go by you will realize how great of a selection he is. Joe is a great coach and a class individual. Kids will love to play for him and he is a winner in every respect. Joe gets it done the right way. I compare this hire to when Notre Dame hired Mike Brey. Great hire by Jeff Hathaway."

"Joe is an outstanding coach - he and Mary are good friends," commented Villanova University and former Hofstra Head Coach Jay Wright. "Joe understands how special a place Hofstra is - he will be a great representative of Hofstra Pride."

"Coach Mihalich is well respected as a successful teacher and coach," stated Colonial Athletic Association Commissioner Tom Yeager. "We welcome Joe to a long list of talented coaches in the CAA and wish him the best at Hofstra."

HOFSTRA BASKE

Mike Farrelly

Assistant Coach

Mike Farrelly is entering his first season as an assistant men's basketball coach at Hofstra in 2013-14.

Farrelly is a 2003 graduate of Saint Joseph's University in Philadelphia, PA, where he was a three-year member of the men's basketball program. Farrelly was a member of three postseason teams at Saint Joseph's, including two NCAA Tournament appearances.

Farrelly worked as an assistant coach at Niagara since August 2011 and assisted in the recruitment of a pair of student-athletes that helped lead the Purple Eagles to the 2012-13 Metro Atlantic Athletic Conference (MAAC) regular season title. Farrelly came to Niagara from Mount St. Mary's in Emmitsburg, MD, where he was an assistant coach from June 2010 until August 2011. He helped recruit a pair of talented players to the Mountaineers and worked with all positions during skill development and oversaw academics, compliance and recruiting schedules during his time with Mount St. Mary's.

Farrelly's diverse skills have also seen him serve as the director of Hoop Group Elite/ Eastern Invitational with The Hoop Group from May 2007 until June 2010. He was responsible for camps and clinics that brought nearly 5,000 participants during the summer, fall and spring.

Farrelly also has previous experience as an assistant coach at Wilkes University in Wilkes Barre, PA.

He and his wife, Gina, reside in Long Beach, NY.



Shane Nichols

Assistant Coach

Shane Nichols is in his first season as an assistant coach at Hofstra in 2013-14.

Nichols just completed his first season at Niagara after a two-year stint at Wofford College in Spartanburg, SC. Nichols helped lead the Purple Eagles to an NIT berth after two postseason bids during his two seasons with the Terriers. During his first year at Wofford in 2010-11, he was part of a squad that advanced to the NCAA Tournament before earning a College Basketball Invitational (CBI) bid in 2011-12.

Nichols primarily worked with the guards at Wofford and assisted in many different aspects of the successful program. Nichols' first taste of coaching came at Radford High School in Radford, VA, where he was the assistant boys' basketball coach.

Prior to beginning his coaching career, Nichols earned a degree in sociology from Wofford in 2008. He started all three years at Wofford after transferring from Saint Peter's College in Jersey City, NJ. While with the Peacocks he earned MAAC Freshman of the Year honors and then followed that up by being named an all-conference guard at Wofford in 2005-06.



2013-14 Men's Basketball Staff

HOFSTRA BASKETBALL

Craig "Speedy" Claxton

Special Assistant To The Head Coach

Craig "Speedy" Claxton is in his first season as a special assistant to Head Men's Basketball Coach Joe Mihalich.

Claxton, one of the all-time greats in the history of the Hofstra Basketball program, joins the Hofstra staff after spending the past two seasons as a scout with the Golden State Warriors of the National Basketball Association (NBA).

Claxton graduated in 2000 as one of only six players in school history to score 2,000 career points (2,015). He also graduated as the program's all-time leader in both assists (660) and steals (288), and was a two-time Player of the Year selection in the America East Conference (1998, 2000). He was also named the 2000 winner of the Haggerty Award, given to the top player in the Metropolitan New York area, after leading Hofstra to an America East Conference championship and its first NCAA Division I tournament berth in 23 years.

His highly-successful collegiate career with Hofstra saw Claxton average at least 13.3 points per game in each of his four seasons. He started his career by averaging 15 points per contest during his freshman campaign and his stellar tenure culminated with a 22.8 points per game average in 1999-2000, his senior season.

Claxton left his mark in all areas of the game, as his career assists and steals totals showcase. He had a high of 7.2 assists per game during his sophomore campaign and his 3.3 steals per game during his senior year was tops during his four year career.

Claxton enjoyed a decade-long career in the NBA. He was a first round draft pick of the Philadelphia 76ers in 2000, and earned an NBA title as a member of the San Antonio Spurs in 2003, when he was on the floor in the fourth quarter of the decisive sixth game against the New Jersey Nets.

During his NBA career, Claxton averaged 9.3 points, 2.5 rebounds and 1.5 assists per game. His best season came during the 2004-05 season when he averaged 13.1 points, 6.2 assists, 3.3 rebounds and 1.9 steals per game while playing for Golden State.



Claxton notched career-highs in points against Hartford and Maine as he poured in 40 points in back-to-back games in January of 1999. His high of 13 assists occurred twice, including against New Hampshire in 1998 and against Stony Brook during the 1998-99 campaign. Claxton totaled a career-best 11 rebounds versus Drexel in March of 1999.

Claxton, and his wife, Meeka, reside in Old Westbury, NY, with their daughters Aniya and London.



Colin Curtin

Director of Men's Basketball Operations

Colin Curtin is in his first season on the Hofstra Men's Basketball staff. Curtin will serve as the director of men's basketball operations after serving in a similar role at Niagara since 2009.

Curtin assisted in various elements of the program at Niagara and oversaw all travel plans, served as the summer camp director and also worked as the video coordinator with the Purple Eagles. Curtin's vast administrative skills allowed him to work with many different groups on campus and assist with fundraising, equipment, recruiting, film exchange and facility scheduling.

A 2009 graduate of Niagara with a degree in sports management, Curtin was a team manager with the Purple Eagles during his undergraduate tenure. He was part of two postseason teams, including the 2007 NCAA Tournament squad and assisted the staff with a multitude of tasks.

Curtin also has previous experience as an intern with The Hoop Group and as the director of instructional basketball camps with the Sea Isle City Department of Recreation in Sea Isle City, NJ.



Support Staff



Jason Posser
Video Coordinator



Steve Jecewiz
Graduate Manager



Sivad Reid
Graduate Manager

Undergraduate Managers



Nick Capriola



Daniel Jones

Brian Bert

Assistant Strength & Conditioning Coach



Brian Bert is in his second year at Hofstra in 2013-14, serving as an assistant strength and conditioning coach.

Bert joined the Hofstra staff after serving as a strength & conditioning/facilities management graduate assistant at Salisbury University in Salisbury, Maryland, since August 2010. He worked with a variety of teams there, including the 2011 national champion men's lacrosse program.

Prior to his time at Salisbury, Bert spent nearly two years as an assistant strength & conditioning coach at Rhode Island.

A 2008 graduate of Springfield College with a degree in applied exercise science, Bert also worked as a strength and conditioning intern at South Florida. He earned his master's in applied health physiology from Salisbury in 2012.

Evan Malings

Head Athletic Trainer



Evan Malings is in his 11th year as Hofstra's head athletic trainer, coordinating all aspects of the medical care of Hofstra student-athletes. Malings also supervises a staff of six assistant athletic trainers and works directly with the men's basketball program.

Malings came to Hofstra in 2003 after 14 years as the head athletic trainer at LIU-Post. Malings began his career as an athletic trainer at the Long Island Sports and Rehabilitation Center in Rockville Centre, New York, in 1985. He then served as an assistant athletic trainer at the United States Merchant Marine Academy in Great Neck, New York, from August 1988 until taking over at LIU-Post.

A 1988 graduate of SUNY-Cortland with a degree in physical education, Malings was a four-year member of the lacrosse team and also wrestled for one year.

Malings and his wife, Terri, have two children and reside in Levittown, New York.

Rachel Peel-Macandrew

Associate Dean of University Advisement



Rachel Peel-Macandrew is an Associate Dean for the Center for University Advisement. She has worked at Hofstra since 2003, first serving as an assistant dean before being promoted to an associate dean in 2007.

Peel-Macandrew supervises and directs the student-athlete advisement program, helping to develop a comprehensive advisement center for all student-athletes while ensuring compliance with the NCAA. She also coordinates registration efforts and develops graduation plans.

She serves as a liaison to the Office of the Provost to resolve academic questions

and monitors the academic progress of student-athletes while paying special attention to at-risk students. In her role, she submits NCAA academic performance

data, including APR and graduation success rates, to the compliance office.

Before coming to Hofstra, Peel-Macandrew was an associate vice president for Credit Suisse First Boston Corp from 1999 to 2003. In that role, which featured time in New York City and Melbourne, Australia, she managed a team that was responsible for all equity and debt. Her staff traded and stabilized companies listed on the New York Stock Exchange and NASDAQ.

Peel-Macandrew started her full-time financial career as an analyst for Salomon Smith Barney in London, working in equity capital markets from 1995 to 1999. She coordinated intern and external agency systems and worked on multi-departmental initiatives that encompassed the operations, financial and technology departments.

Peel-Macandrew earned her undergraduate degree in social policy and economics from Leeds University in Yorkshire, England, graduating with honors in 1993. She also holds two master's degrees from Hofstra, earning one in physical education in 2005 and another in educational leadership and policy studies in 2012.

Hofstra Men's Basketball Numerical Roster

No.	Player	Pos.	Cl.	Ht.	Wt.	Hometown/High School/Last School
0	Jordan Allen	F	So.	6-6	200	Bay Shore, NY/Long Island Lutheran
1	Juan'ya Green*	G	Jr.	6-3	195	Philadelphia, PA/Archbishop Carroll/Niagara
2	Ameen Tanksley*	G	Jr.	6-6	200	Philadelphia, PA/Imhotep Charter/Niagara
3	Zeke Upshaw	G/F	Gr.	6-6	215	Chicago, IL/University HS/Illinois State
4	Chris Jenkins	G/F	Fr.	6-4	215	Hillside, NJ/Gill St. Bernard's
5	Dan Steinberg	F	Sr.	6-7	200	Flemington, NJ/Hunterdon Central
11	Dion Nesmith	G	Gr.	6-0	200	Union, NJ/Union/Northeastern/Monmouth
12	Darren Payen	F/C	So.	6-8	205	Milford, CT/Hamden Hall
14	Brian Bernardi*	G	So.	6-2	180	Staten Island, NY/Xaverian/SMU
15	Adam Savion	G	So.	6-2	185	Hackensack, NJ/Trinity Pawling
20	Jamall Robinson	G/F	Fr.	6-5	210	Cheltenham, MD/Paul VI (VA)
24	Stephen Nwaukoni	F/C	Sr.	6-8	240	Queens, NY/Thomas Edison
30	Eliel Gonzalez	G	Fr.	6-3	200	Cayey, Puerto Rico/Florida Air Academy (FL)
31	Moussa Kone	F/C	Jr.	6-7	220	Bronx, NY/Frederick Douglass III

* Will sit out the 2013-14 season due to NCAA transfer rules

Head Coach: Joe Mihalich (La Salle, 1978), First season at Hofstra, 16th season overall

Assistant Coach: Mike Farrelly (St. Joseph's, 2003)

Assistant Coach: Shane Nichols (Wofford, 2008)

Special Assistant to the Head Coach:

Craig "Speedy" Claxton (Hofstra, 2000)

Director of Men's Basketball Operations:

Colin Curtin (Niagara, 2009)

Athletic Trainer: Evan Malings (SUNY Cortland, 1988)

ROSTER BREAKDOWN

By Class

Graduates (2): Dion Nesmith and Zeke Upshaw
Seniors (2): Stephen Nwaukoni, Dan Steinberg
Juniors (3): Juan'ya Green, Moussa Kone and Ameen Tanksley
Sophomores (4): Jordan Allen, Brian Bernardi, Darren Payen and Adam Savion
Freshmen (3): Eliel Gonzalez, Chris Jenkins and Jamall Robinson

By State and Country

Connecticut (1): Darren Payen
Illinois (1): Zeke Upshaw
Maryland (1): Jamall Robinson
New Jersey (4): Chris Jenkins, Dion Nesmith, Adam Savion and Dan Steinberg
New York (4): Jordan Allen, Brian Bernardi, Moussa Kone and Stephen Nwaukoni
Pennsylvania (2): Juan'ya Green and Ameen Tanksley
Puerto Rico (1): Eliel Gonzalez



HOFSTRA BASKE

2013-14 Outlook

The Hofstra Men's Basketball team has a renewed sense of excitement surrounding the program as the Pride enters the 2013-14 campaign under the direction of first-year Head Coach Joe Mihalich.

Mihalich, who comes to Hempstead after 15 highly-successful seasons as the head coach at Niagara, was the 2012-13 Metro Atlantic Athletic Conference (MAAC) Coach of the Year, along with being the 2013 National Association of Basketball Coaches (NABC) District 1 Coach of the Year and the 2013 Skip Prosser Man of the Year. Mihalich and his exciting up-tempo brand of basketball won 265 games during his tenure at Niagara.

The rebuilding effort is in full swing in Hempstead as Mihalich and his staff have brought in nine talented newcomers to join the five returnees to create a roster that is prepared to compete in the Colonial Athletic Association (CAA) right away.

Here is a position-by-position look at the 2013-14 Hofstra men's basketball team:

POINT GUARD

Leading the way at the point guard spot is freshman **Eliel Gonzalez (Cayey, Puerto Rico)**. Gonzalez is a dynamic playmaker who should thrive in the Coach Mihalich's offense.

Gonzalez averaged 11.6 points, 8.1 assists and 5.3 rebounds per game as a senior last year for Florida Air Academy. He ranked first in the state of Florida in assists per game and was a 2012-13 All-Space Coast first team honoree.

Hofstra will have some very experienced depth at both guard positions as graduate **Dion Nesmith (Union, NJ)** will see most of his playing time at the two-guard spot, but will also be able to provide depth at the point guard position. A graduate transfer from Monmouth, Nesmith averaged 8.4 points, 2.7 rebounds and 1.8 assists per game over a 63-game career with the Hawks.

Sophomore **Adam Savion (Hackensack, NJ)** appeared in 18 games last season for the Pride and averaged 1.3 points, one rebound and 0.4 assists per game.

SHOOTING GUARD

As mentioned previously, Nesmith looks to be the most versatile guard on the roster and will see time at the shooting guard position primarily.

A pair of freshman will also see valuable court time at both the two-guard and small forward positions.

Chris Jenkins (Hillside, NJ) averaged 15 points per game as a senior at Gill St. Bernard's as he helped lead the Knights to a 19-win season and a No. 17 state ranking by the Newark Star Ledger. A deadly three-point shooter, Jenkins connected on 59 shots from beyond the arc last season and was ranked as the 29th best player in the state by ESPN.

Another freshman **Jamall Robinson (Cheltenham, MD)** will bring a winning pedigree to the Hofstra program after finishing his career as the all-time leader in wins at Paul VI in Fairfax, Virginia. Robinson averaged 13 points and eight rebounds per game as a senior and helped his squad to a 23-win season as a senior and a 35-win season as a junior.

SMALL FORWARD

Another graduate transfer looks to earn significant time at small forward as **Zeke Upshaw (Chicago, IL)** comes to Hofstra after earning his degree from Illinois State. Upshaw played in 62 games for the Redbirds, including 19 in 2012-13. He scored a career-best 11 points against Creighton last season and averaged 2.5 points and 1.1 rebounds per game in 2012-13.

The ability of players like Jenkins and Robinson to play multiple positions will be key this season as depth could be a concern for Coach Mihalich. The duo should see ample playing time at shooting guard and small forward.

POWER FORWARD

The power forward and center positions will see Hofstra use a trio of players who all have major experience within the Hofstra program.

Redshirt sophomore **Jordan Allen (Bay Shore, NY)** has the ability to influence the game in a multitude of ways. The team's leader in field goal percentage last season at 54 percent, Allen averaged five points and 2.9 rebounds per outing. In addition, his stellar defensive ability allowed him to rank second on the Pride with 29 steals. He scored a season-high 13 points against Wright State on December 15 and had a Hofstra individual season-high seven steals at UNCW on February 9.

Sophomore **Darren Payen (Stamford, CT)** was pressed into duty last season and appeared in 20 games. He had a season-high seven points at LIU Brooklyn on December 8 and pulled down a season-best five rebounds in his collegiate debut against SMU on December 1.


Upshaw's height and versatility will see him on the court at numerous positions, including both forward spots.

CENTER

Hofstra's two most experienced players will see time at the center position as junior **Moussa Kone (Bronx, NY)** and senior **Stephen Nwaukoni (Queens, NY)** will be asked to provide veteran leadership both on and off the court as the Hofstra program evolves under Coach Mihalich.



Darren Payen



Jordan Allen

TBALL OUTLOOK

The pair has combined to play 150 games in a Pride uniform with Nwaukoni accounting for 86 of them and Kone appearing in 64 games in his career.

Kone is a great energy player and should fit in perfectly in the new up-tempo system the Pride will utilize. Last season he averaged 4.9 points and 4.4 rebound per game, while also blocking 25 shots. He really came on late, averaging more than 11 points per game over the Pride's final seven games last season. He notched a career-high 20 points in the regular season finale at Towson.

Nwaukoni is the Pride's top rebounder and was having a very solid season in 2012-13 before a shoulder injury ended his season prematurely. Nwaukoni played 25 games last year and averaged 6.8 points and 7.9 rebounds per game. His rebounding ability will be key this season as Hofstra hopes to control the glass on both ends of the court. Nwaukoni had three double-double last season and totaled a career-high 13 caroms against Northeastern on February 6. He also had a career-high 12 points vs. District of Columbia on November 17.

Payen's athleticism will allow him to also see time at the center position.

TRANSFERS


Hofstra will also have three highly skilled players sitting out this season after transferring from their previous institutions. The trio of players will all be eligible to suit up for the Pride beginning with the 2014-15 season. Their ability to practice all season with Hofstra will be very beneficial to the current 2013-14 roster as well as preparing the group for their first season on the court for the Pride in 2014-15.

Joining the Hofstra roster will be sophomore guard **Brian Bernardi (Staten Island, NY)** and juniors **Juan'ya Green (Philadelphia, PA)** and **Ameen Tanksley (Philadelphia, PA)**. Bernardi will have three seasons of eligibility remaining starting in 2014-15, while Green and Tanksley will each have two seasons left.

Bernardi appeared in 31 games for SMU last season, averaging 3.5 points per game. He scored a season-high 20 points against Furman and led the Mustangs



Stephen Nwaukoni



Adam Savion

in three-point field goal shooting, connecting on 41.8 percent of his shots from long range.

Green joins Hofstra after two seasons at Niagara, where he averaged 17.1 points per game for his 66-game career. Last season he averaged 16.5 points and four rebounds per game, while earning first team All-MAAC honors, along with NABC All-District accolades. He was also the 2011-12 MAAC Rookie of the Year after pouring in 17.7 points per game as a freshman.

Tanksley was a teammate of Green's at Niagara for the past two seasons and averaged 10 points and 5.9 rebounds per contest for his career. Last season he averaged 11.3 points and six rebounds a game after beginning his collegiate career with 8.7 points and 5.9 rebounds per outing as a freshman. He was second on Niagara in scoring last season, while ranking first on the team in rebounding.

SCHEDULE

The 15-game non-conference slate features a mix of seven home games, six road games and a pair of neutral site contests at Mohegan Sun Casino in Uncasville, Connecticut, as part of the Naismith Memorial Basketball Hall of Fame 2013 Tip-Off Tournament. The schedule is highlighted by a trip to Louisville to face the defending National Champion Cardinals on November 12.

The 15 opponents combined for 246 wins, an average of over 16 victories per team. The schedule includes five teams that qualified for postseason play, including two that appeared in the NCAA Tournament (Louisville and Belmont). Belmont is a possible opponent in the Tip-Off Tournament, as the Pride will open with Hartford and then face either Belmont or Holy Cross. The Bruins won 26 games a season ago and are one of three opponents with 20-plus victories (Louisville, Belmont and Tulane).

The always-challenging CAA slate begins with a road game at Delaware on January 8 before Hofstra hosts its conference home opener that weekend. It will be an exciting first home game in CAA play for the Pride as conference newcomer, Charleston, visits the Mack Sports Complex on Saturday, January 11.

The 16-game CAA schedule will conclude on Saturday, March 1 with a home game against James Madison.

The CAA Men's Basketball Championship will be played March 7-10 at Baltimore Arena in Baltimore, Maryland.

MEET THE




THE PRIDE

SOPHOMORE CLASS



FRESHMAN CLASS



A portrait of Stephen Nwaokoni, a young Black man with short hair and a goatee, sitting in a locker room. He is wearing a blue Hofstra basketball jersey with the number 24. He has tattoos on both arms. The background shows other blue and yellow Hofstra jerseys hanging on a wooden locker door.

24

STEPHEN
NWAUKONI

CAREER HIGHS:

PTS: 13 vs. District of Columbia, 11/17/12

REBS: 13, last vs. Northeastern, 2/6/13

ASTS: 2, last at Drexel, 2/18/13

FGM: 6 at LIU Brooklyn, 12/8/12

FGA: 13 at George Mason, 1/19/13

3FGM: None

3FGA: None

FTM: 6, last at UNCW, 1/26/13

FTA: 10, last at UNCW, 1/26/13

OR: 7 vs. Wagner, 11/26/10

DR: 12 at Drexel, 2/18/13

TO: 5, last at Georgia State, 2/13/13


ST: 3, last at George Mason, 2/8/12

BS: 3 vs. Wagner, 11/26/10

MIN: 34, last at George Mason, 1/19/13

MEET THE PRIDE

STEPHEN NWAUKONI



6-8, 240, Sr., Forward/Center
Hometown: Queens, NY
High School: Thomas Edison
High School Coach: John Ulmer



At Hofstra:

2012-13: Played in 25 games, making 15 starts before getting injured at Drexel to end his season on Feb. 18...Averaged 6.8 points and 7.9 rebounds per game...Showed his offensive abilities with eight double-figure point performances,

including a career-high 13 points against the District of Columbia on Nov. 17...Had 14 games with eight or more rebounds...Posted 13 rebounds, including six offensive, against Northeastern on Feb. 6...Needed only 20 minutes to grab 11 rebounds and post 12 points against Wright State on Dec. 15...Recorded three double-doubles, two of them against CAA teams...Ranked sixth in CAA in rebounding with 8.5 per game...Ranked fifth in the CAA in offensive rebounding with 3.1 per game...Averaged 23.4 minutes per game.

2011-12: Played in 31 games, making 21 starts...Averaged 4.0 points and 5.3 rebounds per game... Scored in double figures three times, including a career-high 12 points against Cleveland State on Nov. 26 on 5-of-5 shooting in 21 minutes...Started the final 21 games of the season after coming off the bench through his first 10 games...Made his first collegiate start versus Colgate on Dec. 22... Grabbed six offensive rebounds at Delaware on Jan. 4...Scored eight points and collect nine rebounds at UNC Wilmington on Jan. 7...Scored seven points on 5-of-6 free-throw shooting and had eight rebounds at Old Dominion on Jan. 14...Notched his second career double-double with a 10-point, 10-rebound effort in the regular season finale versus UNC Wilmington on Feb. 25...Added 10 points and nine rebounds versus Northeastern on Jan. 11...Averaged 4.9 points and 6.3 rebounds in CAA play.

2010-11: Played in 30 games off the Hofstra bench...Averaged 2.0 points and 3.3 rebounds per game...Posted his first collegiate double-double off the bench with 10 points and 13 rebounds in a home win over Wagner on Nov. 26...Had a big defensive rebound and two free throws in the closing seconds of overtime to give Hofstra a home win over James Madison on Jan. 24...Grabbed eight rebounds in his college debut against Farmingdale State on Nov. 13...Posted four points and eight rebounds in the final game of the year at Evansville on March 15...Had four points and five rebounds in 22 minutes off the bench against Old Dominion in the CAA semifinals on March 6.

High School/Personal: Averaged 15 points and 15 rebounds as a senior at Thomas Edison High School in Queens, leading the Public School Athletic League (PSAL) in rebounding...Also averaged 10 points and 15 rebounds as a junior...During his junior season, he led the Inventors to a 66-64 upset win over Wings Academy in the PSAL AA playoffs with a 17-point, 23-rebound performance...Also had 12 points and 14 rebounds in a PSAL AA win over Eagle Academy as a senior...2010 Preseason All-PSAL selection by Real Scout (fifth team)...Played for the Queens Blackhawks AAU program...Lists Dwight Howard as his favorite athlete...Started playing basketball at age 11...Has one brother and two sisters... Older sister, Janet, attended Cornell University...Lists "Lord Of The Flies" by William Golding as his favorite book.



STEPHEN NWAUKONI'S CAREER STATISTICS

Year	G-GS	FGM-FGA	Pct.	FTM-FTA	Pct.	Reb.	Avg.	PF	A	TO	BS	S	TP	Avg.
10-11	30-0	18-47	.383	23-41	.561	100	3.3	64	2	19	7	2	59	2.0
11-12	31-21	46-97	.474	52-73	.712	165	5.3	72	4	28	9	12	144	4.6
12-13	25-15	62-140	.443	45-80	.563	198	7.9	54	9	49	3	8	169	6.8
Career	86-36	126-284	.433	120-194	.612	463	5.5	190	15	96	19	22	372	4.3



31

MOUSSA
KONE

CAREER HIGHS:

PTS: 20 at Towson, 3/2/13

REBS: 10 vs. Marshall, 11/18/12

ASTS: 3, last at Towson, 3/2/13

FGM: 10 at Towson, 3/2/13

FGA: 13, last at Towson, 3/2/13

3FGM: None

3FGA: None

FTM: 6 vs. Marshall, 11/18/12

FTA: 11 vs. Marshall, 11/18/12

OR: 5, last at UNCW, 2/9/13

DR: 8 vs. District of Columbia, 11/17/12

TO: 3, last vs. Northeastern, 2/6/13

ST: 3 at Manhattan, 11/21/12

BS: 4 vs. JMU, 12/3/11

MIN: 35, last at Towson, 3/2/13

MEET THE PRIDE

MOUSSA KONE



6-7, 220, Jr., Forward/Center
 Hometown: Bronx, NY
 High School: Frederick Douglass III Academy
 High School Coach: Jumel Carlos



At Hofstra:
2012-13: Started 16 of the 32 games he appeared in...
 Averaged 6.5 points and 4.4 rebounds per game...
 Ranked second on the team in field-goal percentage at
 52 percent (87-for-169)...Ranked second on the

team in blocks with 25...Had seven multi-block games...Recorded double figures in points six times...Had an 18-point game on Feb. 27 against Delaware and a 20-point game three days later at Towson...Posted one double-double with 14 points and 10 rebounds against Marshall on Nov.18...Averaged 22.2 minutes per game.

2011-12: Appeared in all 32 games, starting 10...Averaged 3.2 points and 2.9 rebounds per game...Led the team in field-goal percentage by shooting 61 percent (43-for-70)...Led the Pride with 29 blocked shots...One of four players to appear in every game...Scored six points on 3-of-4 shooting in his college debut versus LIU on Nov. 11...Also scored six points and grabbed seven rebounds at UNC Wilmington on Jan. 7...Set a career high with nine rebounds vs. Drexel on Jan. 18...Ended the season with six-point efforts in two of the last three games at William and Mary and versus UNC Wilmington, respectively...Picked up first career assist at Oregon State on Nov. 16...Grabbed five offensive rebounds versus Delaware on Feb. 14...Averaged 3.6 points and 3.1 rebounds in CAA play.

High School/Personal: Played at Frederick Douglass Academy III in the Bronx...Helped his squad to a 27-2 record as a senior, and a spot in the championship game of the New York Public School Athletic League "B" Tournament...Averaged 15 points and 12 rebounds per game as a senior...Named team Most Valuable Player...Had 16 points and seven blocks in the PSAL finals...Posted 11 points in New York Mayor's Cup All-Star game...Second team All-Bronx selection by the New York Daily News...Rated the sixth-best New York City prospect by MSG Varsity...Played on a New York City All-Star team that traveled to Turkey in the summer of 2010...Averaged 14 points and 11 rebounds per game as a junior...Has three brothers and two sisters...Family is from the Ivory Coast...Nicknamed "Mous"...Directions for our Youth Organization volunteer...Lists Kobe Bryant and Dwight Howard as his favorite athletes...Started playing basketball at age 14...Psychology major.



MOUSSA KONE'S CAREER STATISTICS

Year	G-GS	FGM-FGA	Pct.	FTM-FTA	Pct.	Reb.	Avg.	PF	A	TO	BS	S	TP	Avg.
11-12	32-10	43-70	.614	15-37	.405	92	2.9	86	5	22	29	12	101	3.2
12-13	32-16	87-169	.515	34-61	.557	140	4.4	83	13	32	25	20	208	6.5
Career	64-26	130-239	.565	49-98	.481	232	3.65	169	18	54	54	32	309	4.9



0

JORDAN
ALLEN

CAREER HIGHS:

PTS: 13 vs. Wright State, 12/15/12

REBS: 7, last vs. Drexel, 1/23/13

ASTS: 3 vs. Georgia State, 1/7/13

FGM: 5, last vs. Old Dominion, 2/24/13

FGA: 8 vs. Tulane, 12/22/12

3FGM: None

3FGA: None

FTM: 3, last at William and Mary, 2/2/13

FTA: 5 vs. Wright State, 12/15/12

OR: 6 at George Mason, 1/19/13

DR: 4, last vs. Delaware, 3/9/13

TO: 3, last at Georgia State, 2/13/13

ST: 7 at UNCW 2/9/13

BS: 2, last vs. Delaware, 3/9/13

MIN: 36 vs. Delaware, 3/9/13

MEET THE PRIDE

JORDAN ALLEN



6-6, 200, So. (RS), Forward
 Hometown: Bay Shore, NY
 High School: Long Island Lutheran
 High School Coach: John Buck



At Hofstra:
2012-13: Appeared in 32 games, starting 25...Averaged 5.0 points and 2.9 rebounds per game...Ranked second on the team in steals with 29...Led the team in field-goal percentage at 54 percent (66-for-123)...Had eight games

in which he scored eight or more points...Posted three or more offensive rebounds eight times...Recorded 13 points and seven rebounds against Wright State on Dec. 15...Had seven steals at UNCW on Feb. 9...Contributed eight points, six rebounds, and two blocks in 36 minutes in the final game of the season against Delaware on March 9...Averaged 22.4 minutes per game.

2011-12: Redshirted and did not play.

High School/Personal: Played his senior season at Long Island Lutheran High School...Helped his squad to a 23-4 final record and a New York State Federation Class A championship...Averaged 17 points, 11 rebounds and 3.2 assists per game as a senior...Had 11 points in the championship game win over previously unbeaten St. Mary's...Nominated for McDonald's All-America game...Selected to play in the Mary Kline Memorial All-Star game...Had 27 points and 15 rebounds in a win over Transit Tech and 23 points and 15 rebounds in a win over Chaminade...Tallied 21 rebounds in a win over Baldwin...Played his first three scholastic seasons at Bay Shore High School...Averaged 18.3 point and eight assists per game as a junior at Bay Shore...Has one sister and two brothers...Started playing basketball in eighth grade...Names Denzel Washington as his favorite actor...Aspires to work for the FBI after graduation...Criminology major.



JORDAN ALLEN'S CAREER STATISTICS

Year	G-GS	FGM-FGA	Pct.	FTM-FTA	Pct.	Reb.	Avg.	PF	A	TO	BS	S	TP	Avg.
11-12	Redshirt season													
12-13	32-25	66-123	.537	28-59	.475	94	2.9	86	22	28	15	29	160	5.0

12

DARREN PAYEN

CAREER HIGHS:

PTS: 7 at LIU Brooklyn, 12/8/12

REBS: 5 vs. Southern Methodist, 12/1/12

ASTS: 1, last vs. Tulane, 12/22/12

FGM: 3 at LIU Brooklyn, 12/8/12

FGA: 7 at LIU Brooklyn, 12/8/12

3FGM: None

3FGA: None

FTM: 2, last vs. Old Dominion, 2/24/13

FTA: 4, last vs. Old Dominion, 2/24/13

OR: 2 at LIU Brooklyn, 12/8/12

DR: 4 vs. Southern Methodist, 12/1/12

TO: 2 vs. George Mason, 2/20/13

ST: None

BS: 2, last vs. Delaware, 2/27/13

MIN: 22 vs. Southern Methodist, 12/1/12

MEET THE PRIDE

DARREN PAYEN



6-8, 205, So., Forward/Center
 Hometown: Stamford, CT
 High School: Hamden Hall
 High School Coach: Keith Kaliszewski



At Hofstra:

2012-13: Played in 20 games, starting one...Averaged 1.1 points and 1.3 rebounds per game...Had season-highs of five rebounds and 22 minutes played in his collegiate debut on Dec. 1 against Southern Methodist...Posted seven points and three rebounds at LIU Brooklyn on Dec. 8...Recorded two blocks four times...Averaged 7.5 minutes per game...CAA Commissioner's Academic Award recipient.

High School/Personal: Played basketball at Hamden Hall High School... Averaged 18 points, 11 rebounds and four blocks as a senior...Led Hamden Hall to the Fairchester League regular-season and tournament championship... Named a two-time all-area selection by the New Haven Register...Named the Most Valuable Player of the JCC Schoolboy Classic in April 2012...Led Hamden Hall to the NEPSAC Class C championship as a junior...Named team MVP after averaging 15 points, 13 rebounds and six blocks...Lists Dwight Howard and LeBron James as his favorite athletes...Started playing basketball at age 10...Undecided major.



DARREN PAYEN'S CAREER STATISTICS

Year	G-GS	FGM-FGA	Pct.	FTM-FTA	Pct.	Reb.	Avg.	PF	A	TO	BS	S	TP	Avg.
12-13	20-1	8-25	.320	5-14	.357	25	1.3	13	2	7	11	0	21	1.1

A young man with short dark hair and a slight smile is sitting on a wooden bench in a locker room. He is wearing a blue Hofstra basketball jersey with the number 15 and matching blue shorts with yellow trim. He is also wearing white socks and white sneakers. In the background, there are wooden lockers and a blue and yellow Hofstra basketball jersey hanging on a rack.

15

ADAM
SAVION

CAREER HIGHS:

PTS: 6 vs. Tulane, 12/22/12

REBS: 4 at LIU Brooklyn, 12/8/12

ASTS: 2, last at UNCW, 2/9/13

FGM: 3 vs. Tulane, 12/22/12

FGA: 4, last vs. Northeastern, 2/6/13

3FGM: None

3FGA: None

FTM: 3 vs. Southern Methodist, 12/1/12

FTA: 4 vs. Southern Methodist, 12/1/12

OR: 2, last vs. Tulane, 12/22/12

DR: 2, last vs. Northeastern, 2/6/13

TO: 3 vs. LIU Brooklyn, 12/8/12

ST: 1, last vs. George Mason, 2/20/13

BS: None

MIN: 28 vs. George Mason, 2/20/13

MEET THE PRIDE

ADAM SAVION



6-2, 185, So., Guard
 Hometown: Hackensack, NJ
 High School: Trinity-Pawling
 High School Coach: William Casson



At Hofstra:

2012-13: Appeared in 18 games off the bench...Averaged 1.3 points, 1.0 rebound and 0.4 assists per game...Scored a season-high six points versus Tulane at the Barclays Center on Dec. 22...Had five points and a season-best four rebounds at LIU Brooklyn on Dec. 8...Averaged 10.6 minutes per game...CAA Commissioner's Academic Award recipient.

Previous College: Attended Fairleigh Dickinson University in 2011-12...Was not a member of the basketball team.

High School/Personal: Lettered in basketball as a senior at Trinity-Pawling High School in Pawling, NY...Spent his sophomore and junior years at Ridgewood High School in New Jersey, and his freshman year at Fort Lee (NJ) High School... Averaged 14 points and six assists per game as a senior...Trinity Pawling Coaches Award recipient...Averaged 13 points per game as a junior and 10 points per outing as a sophomore at Ridgewood...Honor Roll student at Trinity-Pawling... Has one sister...Lists Kobe Bryant as his favorite athlete...Names "Anchorman" as his favorite movie and Will Ferrell as his favorite actor...Psychology major.



ADAM SAVION'S CAREER STATISTICS

Year	G-GS	FGM-FGA	Pct.	FTM-FTA	Pct.	Reb.	Avg.	PF	A	TO	BS	S	TP	Avg.
12-13	18-0	8-18	.444	7-13	.538	18	1.0	14	7	15	0	3	23	1.3



11

DION
NESMITH

CAREER HIGHS:

PTS: 22 vs. Robert Morris, 1/21/12

REBS: 8 vs. Fordham, 12/10/11

ASTS: 6 at Mount St. Mary's, 1/5/13

FGM: 7, last at St. Francis (PA), 2/23/13

FGA: 13 at St. Francis (PA), 2/23/13

3FGM: 6 at Mount St. Mary's, 2/18/12

3FGA: 7, last at St. Francis (PA), 2/23/13

FTM: 10 at FDU, 2/10/13

FTA: 11 at FDU, 2/10/13

OR: 3, last vs. FDU, 1/24/13

DR: 7 vs. Fordham, 12/10/11

TO: 5 vs. LIU Brooklyn, 2/14/13

ST: 6 vs. Lafayette, 11/26/12

BS: 2 at Villanova, 11/11/11

MIN: 35 at LIU Brooklyn, 1/19/13

MEET THE PRIDE

DION NESMITH



6-0, 200, Gr., Guard
 Hometown: Union, NJ
 High School: Union
 High School Coach: Tony Digiovanni
 Previous College: Monmouth University



A veteran player who brings extensive experience as a Division I starting guard...Versatile player who can score, handle the ball and play defense...Is eligible to play in 2013-14 after graduating

from Monmouth University.

At Monmouth:

2012-13: Started 29 of 31 games as a senior...Averaged 8.1 points, 2.3 rebounds and 2.2 assists per game...Scored a season-high 21 points versus Fairleigh Dickinson on Jan. 24...Poured in 20 points at St. Francis (PA) on Feb. 23...Had six rebounds at St. Francis Brooklyn and versus Mount St. Mary's...Dealt six assists at Mount St. Mary's on Jan. 5...Notched six steals versus Lafayette...Averaged 26.8 minutes per game...**2011-12:** Started 31 of 32 games...Averaged 8.8 points, 3.1 rebounds and 1.5 assists per game...Scored in double figures 14 times...Had a career-best 22 points versus Robert Morris on Jan. 21...Grabbed a career-best eight rebounds versus Fordham...Averaged 23.7 minutes per game...Started his collegiate athletic career as a quarterback at Northeastern before transferring to Monmouth to play basketball for the Hawks.

High School/Personal: Played basketball and football for Union High School in Union, NJ...Led the Farmers to two Watchung Conference championships in basketball...Named to second-team All-Union County and garnered a second-team all-state selection as a senior...Averaged 15 points, five rebounds and four assists as a senior...Team went 39-15 over his final two seasons...As a quarterback, threw for almost 2,000 yards and led team to the 2008 county title...Invited to play in the Snapple Bowl All-Star game...Started playing basketball at age 5...Pursuing his MBA degree at Hofstra after graduating with a degree in finance from Monmouth.



DION NESMITH'S CAREER STATISTICS (at Monmouth)

Year	G-GS	FGM-FGA	Pct.	FTM-FTA	Pct.	Reb.	Avg.	PF	A	TO	BS	S	TP	Avg.
11-12	32-31	96-233	.412	51-76	.671	99	3.1	89	49	48	5	36	281	8.8
12-13	31-29	90-242	.372	51-62	.823	72	2.3	91	68	47	3	41	251	8.1
Career	63-60	186-475	.392	102-138	.739	171	2.7	180	117	95	8	77	532	8.4

Three-Point FG: 11-12: 38-99, .384; 12-13: 20-76, .263; Career: 58-175, .331



3

ZEKE
UPSHAW

CAREER HIGHS:

PTS: 11 vs. Creighton, 1/2/13
REBS: 5 at Evansville, 2/20/13
ASTS: 2, last at Utah State, 2/23/13
FGM: 4 vs. Creighton, 1/2/13
FGA: 7, last at Evansville, 2/20/13
3FGM: 3, last vs. Creighton, 1/2/13
3FGA: 7, last at Evansville, 2/20/13
FTM: 4 vs. Evansville, 1/15/11
FTA: 8 vs. Evansville, 1/15/11
OR: 4 at Evansville, 2/20/13
DR: 3, last vs. FDU, 11/20/12
TO: 2, last vs. Delaware State, 11/18/12
ST: 2 vs. Missouri State, 2/27/13
BS: 1 vs. Creighton, 1/2/13
MIN: 21 at Evansville, 2/20/13

MEET THE PRIDE

ZEKE UPSHAW



6-6, 215, Gr., Guard/Forward
 Hometown: Chicago, IL
 High School: University of Chicago Laboratory Schools
 High School Coach: Tony Caldwell
 Previous College: Illinois State University



A veteran guard who is pursuing a graduate degree at Hofstra...Graduated from Illinois State with a degree in apparel, merchandising and design.

At Illinois State:

2012-13: Played in 19 games off the bench...Averaged 2.5 points and 1.1 rebounds per game...Scored a career-high 11 points vs. Creighton on Jan. 2...Pulled down personal-best five rebounds at Evansville on Feb. 20...Averaged 7.4 minutes per game...**2011-12:** Came off the bench in 27 games...Averaged 1.4 points and 0.6 rebounds per game...Scored eight points on two occasions...Averaged 5.6 minutes per game...**2010-11:** Played in 16 games...Averaged 0.9 points and 0.4 rebounds per outing...Scored season-high nine points vs. Evansville on Jan. 15...Averaged 5.3 minutes per game...**2009-10:** Redshirted as a true freshman.

High School/Personal: Played basketball for University of Chicago Laboratory Schools...Earned first-team all-conference honors and was the league's most valuable player in 2009...Was the first-ever player in his high school's history to earn a Division I basketball scholarship...Named to the 2009 Illinois Basketball Coaches Association (IBCA) Class 3A/4A Senior All-Star game...Averaged 24 points, 12 rebounds and seven assists per game as a junior for the Maroons...Named first-team all-conference and was the Independent School League (ISL)'s Player of the Year...Averaged 18 points, six rebounds and four assists as a sophomore...Started playing basketball at age 5...Lists Carmelo Anthony as his favorite athlete.



ZEKE UPSHAW'S CAREER STATISTICS (at Illinois State)

Year	G-GS	FGM-FGA	Pct.	FTM-FTA	Pct.	Reb.	Avg.	PF	A	TO	BS	S	TP	Avg.
09-10	Redshirt													
10-11	16-0	3-15	.200	8-14	.571	7	0.4	7	3	5	0	1	15	0.9
11-12	27-0	12-31	.387	8-8	1.000	16	0.6	12	3	7	0	4	38	1.4
12-13	19-0	18-53	.340	1-3	.333	20	1.1	11	11	6	1	4	47	2.5
Career	62-0	33-99	.333	17-25	.680	43	0.7	30	17	18	1	9	100	1.6

Three-Point FG: 10-11: 1-8, .125; 11-12: 6-21, .286; 12-13: 10-37, .270; Career: 17-66, .25



30

ELIEL
GONZALEZ

MEET THE PRIDE

ELIEL GONZALEZ



6-3, 200, Fr., Guard
Hometown: Cayey, Puerto Rico
High School: Florida Air Academy
High School Coach: Aubin Gaporo




High School/Personal: Played scholastically at Florida Air Academy in Melbourne, FL...Was named to the 2012-13 All-Space Coast first team and participated in the 2012 Jordan Brand Classic International game... Garnered second team all-state honors...Averaged 11.6 points, 8.1 assists and 5.3 rebounds per game for the Falcons as a senior... Ranked first in the state with his 8.1 assists per game average, 17th in scoring and 18th in rebounding...Helped the Falcons to district and regional championships...Named Florida Air Academy's Athlete of the Year... Was also a member of the Puerto Rico National U16 team in 2011 and averaged 11 points and four assists, while playing in five games... Attended the same high school as former Hofstra men's basketball player Aurimas Kieza (2002-06)...Has one brother...Hobbies include skateboarding...Names Roberto Clemente as his favorite athlete... Nicknamed "E"...Began playing basketball at age 8...Also recruited by George Mason, Akron and Florida Gulf Coast...Undecided major.



4

CHRIS
JENKINS



MEET THE PRIDE

CHRIS JENKINS



6-4, 215, Fr., Guard/Forward
Hometown: Hillside, NJ
High School: Gill St. Bernard's
High School Coach: Mergen Sina



High School/Personal: Played basketball for Gill St. Bernard's High School in Gladstone, NJ, leading the Knights to a 19-8 record in 2012-13 and a No. 17 state ranking by the *Newark Star Ledger*. ...Earned third-team All-Somerset County honors. ...Connected on 59 three-pointers, averaging 3.3 per game. ...Ranked as the 29th best player in the state by ESPN. ...Averaged 12.9 points and 4.1 rebounds in 2012-13, while scoring a season-high 29 points (on nine three-pointers) against St. Joseph in the NJSIAA Tournament. ...Averaged 21 points per game over his final three games, including 23 against the Patrick School. ...Averaged 17 points per game for Morristown-Beard as a junior before transferring. ...Started playing basketball at age 10. ...Lists LeBron James as his favorite athlete.



2

JAMALL
ROBINSON



MEET THE PRIDE

JAMALL ROBINSON



6-5, 210, Fr., Guard/Forward
Hometown: Cheltenham, MD
High School: Paul VI (Virginia)
High School Coach: Glenn Farelo



High School/Personal: A member of the Paul VI basketball team in Fairfax, VA for four years...Helped team to a 23-8 record and No. 18 national ranking by Max Preps in 2012-13...During junior campaign team went 35-3 and won Virginia state and Western Catholic Athletic Conference championships...Scored a season-high 22 points against Good Counsel as a senior...Averaged 13 points and eight rebounds per game as a senior in 2012-13... Finished his career as the school's all-time leader in wins...Took part in the Capital Classic All-Star Game after his senior season and scored 19 points...Was All-WCAC selection as a senior... Chipped in with nine points and seven rebounds as a junior...Has two sisters and one brother...Parents, Donald and Crystal Carey, played basketball at Saint Peter's College...Lists Kobe Bryant as his favorite athlete...Plays the drums, bass and keyboards... Nicknamed "Mallymall"...Started playing basketball at age 12... Aspires to pursue a career as a parole officer...Undecided major.





14

BRIAN
BERNARDI

CAREER HIGHS:

PTS: 20 vs. Furman, 12/30/12
REBS: 3, last vs. UAB, 3/13/13
ASTS: 2 at Tulsa, 3/6/13
FGM: 5 vs. Furman, 12/30/12
FGA: 9 at Houston, 1/9/13
3FGM: 4 vs. Furman, 12/30/12
3FGA: 8 at Houston, 1/9/13
FTM: 6 vs. Furman, 12/30/12
FTA: 6 vs. Furman, 12/30/12
OR: 1, last vs. UAB, 3/13/13
DR: 3, last vs. Rice, 2/27/13
TO: 3, last vs. UAB, 3/13/13
ST: 2 vs. UAB, 3/13/13
BS: None
MIN: 30 at Houston, 1/9/13

MEET THE PRIDE

BRIAN BERNARDI



6-2, 180, So., Guard
 Hometown: Staten Island, NY
 High School: Xaverian
 High School Coach: Jack Alesi
 Previous College: Southern Methodist University



A solid three-point and free-throw shooter who provided a jolt off the bench in his first collegiate season at Southern Methodist... Will sit out the 2013-14 season due to NCAA transfer regulations, but will have three seasons of eligibility remaining.

At SMU:

2012-13: Appeared in 31 games for the Mustangs, averaging 11.2 minutes and 3.5 points per game... Led SMU in three-point shooting, connecting on 41.8 percent of his attempts for the eighth-best single-season mark in program history and the second-best all-time mark for freshmen at the school... Scored a season-high 20 points versus Furman on Dec. 30 to become the first SMU freshman with 20 or more points since 2009... Scored eight points and added three rebounds and two steals in first career postseason game in the C-USA Tournament opening round versus UAB on March 13... Scored eight points in a season-high 30 minutes at Houston on Jan. 9... Scored eight points against Hofstra on Dec. 1... Made first career three-pointer at TCU on Nov. 15.

High School/Personal: Played basketball, golf and baseball at Xaverian High School in Brooklyn, NY... Averaged 19 points per game as a senior and was selected to the All-CHSAA first team... Was also an All-New York City second-team pick and a second-team all-state selection... Rated a three-star recruit by Rivals.com... Averaged 16 points and five assists per game as a junior, garnering All-CHSAA first-team honors and All-New York City second-team status... Has one brother... Lists Blink-182 as his favorite band... Athletic training major.




BRIAN BERNARDI'S CAREER STATISTICS (at SMU)

Year	G-GS	FGM-FGA	Pct.	FTM-FTA	Pct.	Reb.	Avg.	PF	A	TO	BS	S	TP	Avg.
12-13	31-0	34-80	.425	19-26	.731	31	1.0	27	8	21	0	5	110	3.5

Three-Point FG: 12-13: 23-55, .418

1

JUAN'YA GREEN



CAREER HIGHS:

PTS: 35 vs. Fairfield, 12/2/11
REBS: 9 vs. Siena, 1/25/13
ASTS: 11, last vs. Siena, 1/25/13
FGM: 12 vs. Fairfield, 12/2/11
FGA: 22 vs. Fairfield, 12/2/11
3FGM: 5 vs. Fairfield, 12/2/11
3FGA: 10 vs. Rider, 2/28/13
FTM: 12, last vs. Fairfield, 1/5/13
FTA: 15 vs. St. Bonaventure, 12/30/11
OR: 3 vs. Siena, 1/25/13
DR: 7 vs. Loyola, 2/2/13
TO: 7 vs. Manhattan, 1/19/13
ST: 5 at Canisius, 1/27/13
BS: 2, last vs. Siena, 1/25/13
MIN: 49 vs. Loyola, 2/2/13

MEET THE PRIDE

JUAN'YA GREEN



6-3, 195, Jr., Guard
 Hometown: Philadelphia, PA
 High School: Archbishop John Carroll
 High School Coach: Paul Romanczuk
 Previous College: Niagara University



A high-scoring guard who has averaged 17 points per game in his first two seasons at Niagara...Will sit out the 2013-14 season due to NCAA transfer regulations but will have two seasons of eligibility remaining.

At Niagara:

2012-13: Started all 33 games...**MAAC All-First Team selection...NABC All-District selection...All-Mid-Major Third Team choice by College Sports Madness...MAAC Co-MVP selection by CollegeInsider.com...**Averaged 16.5 points and 4.0 rebounds per game as a sophomore...Led team with 56 three-pointers and an .807 free-throw percentage (138-171)...Scored in double figures in 24 games...Scored 31 points versus Fairfield on Jan. 5...Tallied 11 assists vs. Siena on Jan. 25...**2011-12:** Led Niagara in scoring as a freshman with 17.7 points per game...Named the 2011-12 Metro Atlantic Athletic Conference's Rookie of the Year, making him just the second-ever player in program history to accomplish the feat...**Named to the MAAC All-Rookie Team and All-MAAC Third Team...** Named College Insider.com Mid-Major Freshman of the Year...Named MAAC Rookie of the Week three times (Dec. 5, Feb. 13, Feb. 27)...Ended the season second in the nation in scoring among freshmen...Finished third in the MAAC in scoring and assists per game and first in steals per game...Set a Niagara freshman scoring record with 35 points against Fairfield on Dec. 2 in his conference debut and tied for fifth most by a freshman in MAAC history....Scored in double figures 29 times...Led the team in scoring 18 times...Had 14 games with at least 20 points...Had three 30-point games to become the first Purple Eagle to have multiple 30-point games in five seasons.

High School/Personal: Played basketball for Archbishop John Carroll in Radnor, PA, where he left as the program's all-time leading scorer with 1,492 points... Earned first-team All-Catholic League, all-city and all-state honors as a senior... Named the Delco Times and Mainline Player of the Year after averaging 21 points, 5.5 assists and four rebounds per game...Named the Catholic League Co-Player of the Year...Led Patriots to the 2009 PIAA Class AAA state championship and to the quarterfinals in 2010...Earned Junior All-American honorable mention honors from Max Preps and the Main Line Media News Boy's Basketball Player of the Year Award after averaging 16.2 points, 5.8 rebounds, 3.7 assists, 2.2 steals and one block per game as a junior...Started playing basketball at age 10...Majoring in sociology...Lists Derrick Rose as his favorite athlete.



JUAN'YA GREEN'S CAREER STATISTICS (at Niagara)

Year	G-GS	FGM-FGA	Pct.	FTM-FTA	Pct.	Reb.	Avg.	PF	A	TO	BS	S	TP	Avg.
11-12	33-33	188-465	.404	148-185	.800	106	3.2	75	147	115	11	63	585	17.7
12-13	33-33	176-438	.402	138-171	.807	131	4.0	55	163	89	14	63	546	16.5
Career	66-66	364-903	.403	286-356	.803	237	3.6	130	310	204	25	126	1131	17.1

Three-Point FG: 11-12: 61-180, .339; 12-13: 56-169, .331; Career: 117-349, .335



2

AMEEN
TANKSLEY

CAREER HIGHS:

PTS: 29 vs. Rider, 2/7/13

REBS: 12, last vs. Marist, 1/3/13

ASTS: 4, last vs. Canisius, 2/10/13

FGM: 10 vs. Rider, 2/7/13

FGA: 16 vs. Rider, 2/7/13

3FGM: 6 vs. Siena, 2/9/12

3FGA: 9 vs. Siena, 2/9/12

FTM: 9 vs. Manhattan, 1/19/13

FTA: 10, last vs. Canisius, 2/10/13

OR: 6, last vs. Marist, 1/3/13

DR: 9 vs. Hartford, 12/12/12

TO: 3, last vs. Rider, 3/2/13

ST: 5 at Saint Peter's, 1/11/13

BS: 2, last vs. Manhattan, 1/19/13

MIN: 38 vs. Manhattan, 1/19/13

MEET THE PRIDE

AMEEN TANKSLEY



6-6, 215, Jr., Guard
 Hometown: Philadelphia, PA
 High School: Imhotep Charter
 High School Coach: Andre Noble
 Previous College: Niagara University



A high-energy scorer who can rebound and also knock-down three-pointers...Will sit out the 2013-14 season due to NCAA transfer regulations but will have two seasons of eligibility remaining.

At Niagara:

2012-13: Started all 33 games as a sophomore...Averaged 11.3 points, which was the third-highest for the Purple Eagles, as a sophomore...Led the team with six rebounds per game while tallying 40 assists and 35 steals...Connected on 44-of-132 three-pointers... Logged four double-doubles, including a 15-point; 11-rebound effort versus Iona on Jan. 31...Set a career high with 29 points at Rider on Feb. 7...Averaged 30.3 minutes per game...**2011-12:** Started 32 of 33 games played...Averaged 8.7 points and a team-high 5.9 rebounds per game...Led Niagara in rebounding 11 times as a freshman...Scored in double figures 10 times in his first season...Posted three double-doubles...Averaged 27.5 minutes per game.

High School/Personal: Played four seasons of varsity basketball for Imhotep Charter in Philadelphia, leading the Panthers to two Pennsylvania state championships...Named a two-time all-state selection, helping his school to a 31-3 mark and the 2011 title...Led the Panthers to the 2009 PIAAA Class AA title with a 33-1 record...Scored more than 1,000 points in a career that included back-to-back Public League championship MVP awards...Averaged 14 points, seven rebounds, five assists, three steals and two blocks per game in his senior season...Lists LeBron James as his favorite athlete...Started playing basketball at age 6...Majoring in criminology with a minor in business.



AMEEN TANKSLEY'S CAREER STATISTICS

Year	G-GS	FGM-FGA	Pct.	FTM-FTA	Pct.	Reb.	Avg.	PF	A	TO	BS	S	TP	Avg.
11-12	33-32	97-262	.370	55-81	.679	194	5.9	118	37	42	6	38	287	8.7
12-13	33-33	127-310	.410	75-111	.676	197	6.0	94	40	42	17	35	373	11.3
Career	66-65	224-572	.392	130-192	.677	391	5.9	212	77	84	23	73	660	10.0

This is Hofstra University

Hofstra University provides a dynamic college experience tailored for engaged and ambitious individuals. Students find pride and purpose at Hofstra, through small classes, a faculty whose primary concern is teaching, cutting edge technology, extensive library resources, internships, and active and compelling educational programs that appeal to their interests and abilities. The Hofstra community is driven, dynamic and energetic, helping students find and focus their strengths to prepare them for a successful future.

In its relatively short 78-year history, Hofstra has established itself as a world-class institution of higher education and cultural enterprise. Each academic year, the Hofstra campus and the programs offered grow and change to meet the demands of our students and our community.

Hofstra opened in 1935 as a commuter school with all classes and offices housed in one building. Since those early days, Hofstra has evolved into an international institution with a student body hailing from all 50 states and 66 countries around the world. The beautiful campus is an accredited arboretum with 115 buildings on 240 acres. There are approximately 3,800 students living on campus, and Hofstra offers them and all students an extensive array of academic and social activities. Additionally, Hofstra's close proximity to Manhattan means that students have easy access to the wondrous cultural, social and career offerings of the city.

While the campus and its offerings have changed, what has remained consistent throughout the years is the sense of community on campus, the eagerness of our students to learn and the commitment of the Hofstra faculty and administration to provide a challenging education that encourages the pursuit of lifelong learning.

The Colleges and Schools of the University are: Hofstra College of Liberal Arts and Sciences, Honors College, Frank G. Zarb School of Business, Lawrence Herbert School of Communication, School of Education, School of Engineering and Applied Science, School of Health Sciences and Human Services, Maurice A. Deane School of Law, Hofstra North Shore-LIJ School of Medicine at Hofstra University, School for University Studies and Hofstra University Continuing Education. Hofstra offers six undergraduate degrees in 140 different areas of study. Eleven graduate degrees are also offered with approximately 150 programs of study to choose from. The University offers three first professional degrees and 14 dual degrees as well.

Hofstra joined with North Shore-LIJ Health System in establishing a medical school on the University campus in October 2007. The new

school, which welcomed its first class in July 2011, is the first allopathic (MD) medical school in Nassau County and the first in New York State since 1963.

On October 16, 2012, Hofstra hosted its second Presidential Debate, held in the "town hall" format, between President Barack Obama and former Massachusetts Governor Mitt Romney. Hofstra also hosted the third and final presidential debate of the 2008 election cycle, between then Senator Barack Obama and Senator John McCain, on October 15, 2008. The debate was a transformational moment for the University, highlighting the achievements of our students and faculty and their engagement in the political process. Leading up to the first debate, students and the entire

community were engaged by the year-long Educate '08 program – almost 150 lectures, conferences, and events focused on the issues, history and politics of the presidency – followed by Define '09, which looked at the first year of the Obama presidency. The University continues to host important political events, such as the New York State Gubernatorial Debate in 2010 and a visit from Newark, NJ, Mayor Cory Booker to kick off the Debate 2012 - Pride, Politics & Policy program.

Hofstra opened its School of Engineering and Applied Science in September 2012. The new school features a co-op education program that will partner with a network of industry leaders to offer students substantial work experience before they graduate. The School of Engineering and Applied Science will combine and expand the University's existing Engineering and Computer Science departments to develop a curriculum that emphasizes high-tech research, practical work experience and inter-disciplinary study, integrating resources and faculty from other parts of the institution, including the Hofstra North Shore-LIJ School of Medicine and the Frank G. Zarb School of Business.

Hofstra's Lawrence Herbert School of Communication is one of the largest, most advanced non-commercial television facilities in the East. Students take classes and work in a sophisticated television production/post-production facility with two broadcast-quality studios and control rooms; two advanced online video edit suites; two Avid non-linear digital editing systems and

several cuts-only video work stations. Two satellite dishes are available with one dish providing special news feeds for the broadcast journalism room, which also has access to *Associated Press*, *Lexis-Nexis* and *Dow Jones* services. In addition, the facility is capable of broadcasting student-produced programming to the entire campus on our own cable channels. Also located here is the University's radio station (WRHU/88.7-FM), audio production studios, a film/video screening room, film editing rooms, a computer laboratory, a speech performance studio and a large dance studio.



N I V E R S I T Y

Hofstra's C.V. Starr Hall offers academic facilities that are among the most technologically advanced in the nation. Every seat in every classroom allows students direct access to the Internet and Hofstra network, including the resources of Hofstra's Axinn Library. Hofstra's growing computer facilities offer extensive high-tech training opportunities. There are computer terminals throughout the campus for student and faculty use, with more than 750 PC, Macintosh and UNIX workstations available in labs and classrooms.

Hofstra hosts more than 500 cultural events annually, bringing thousands of scholars, dignitaries and other participants to campus. More than 200 musical and dramatic performances take place on campus each year.

The Hofstra Museum, which houses one of the largest art collections in the metropolitan area, coordinates approximately eight exhibitions annually and offers exhibition areas and an extensive outdoor sculpture collection, with 750 pieces. The Hofstra Museum is accredited by the American Association of Museums – one of only 94 universities in the nation and one of six in New York to hold that distinction.

Hofstra also has six theaters, a student newspaper, a lively student center, a recently renovated recreation center and numerous athletic facilities, including the 13,000-seat James M. Shuart Stadium and the 5,023-seat David S. Mack Sports and Exhibition Complex. Hofstra also has an indoor, Olympic-sized (eight lane, 50-meter) swimming pool, one of the largest such facilities in the New York metropolitan area.

The Hofstra athletics program competes on the NCAA Division I level and is a member of the Colonial Athletic Association. The University sponsors 17 intercollegiate programs – eight men's sports and nine women's sports. Hofstra has men's teams in basketball, baseball, lacrosse, golf, tennis, wrestling, soccer and cross country. Women's sports include basketball, volleyball, softball, tennis, soccer, field hockey, lacrosse, cross country and golf.

Hofstra's academic programs are accredited by numerous national agencies and the University is one of only 280 schools, out of more than 3,600 colleges and universities nationwide, with a chapter of the national honor society Phi Beta Kappa. Of Hofstra's 1,135 faculty members, 517 are full time and 93 percent hold the highest degree in their fields. The average undergraduate class size is 21 students, while student-faculty ratio is 14-to-1.

Hofstra University is 100-percent program accessible to persons with disabilities, and has been cited as a national model for this achievement.

National Recognition

For the fourth straight year, Hofstra has been selected as one of Chronicle of Higher Education's "Great Colleges to Work For" receiving recognition for having an innovative and high quality teaching environment as well as clear requirements for tenure. Hofstra has also been named to the



2012 President's Higher Education & Community Service Honor Roll for exemplary commitment to service and civic engagement on and off campus. Hofstra continues to be recognized by U.S. News & World Report, Princeton Review, Fiske, Washington Monthly, and Forbes on each of their Best College lists. The University was ranked in Tier One in US News & World Report at number 134, an improvement of 17 positions since the 2006 edition. Princeton Review has also recognized Hofstra for the 3rd year in their "Guide to Green Colleges", which profiles colleges and universities committed to sustainability inside and outside the classroom.



U.S. News & World Report has once again ranked The School of Education, the Frank G. Zarb School of Business, and the Maurice A. Deane School of Law as Best Graduate Schools, as well as recognized Hofstra's graduate online programs in business, information technology, and education as top 100 programs. The Frank G. Zarb School of Business was also ranked among the top 75 M.B.A. programs by Forbes magazine, one of the top 5 Largest M.B.A. programs by Crain's New York, and the undergraduate business program was ranked 117th in the country by U.S. News & World Report. The undergraduate engineering program was ranked at 57 in U.S. News & World Report ranking of non-doctoral engineering programs.

HOFSTRA BY THE NUMBERS

17	Varsity sports
18	Eateries on campus
20	Local and national fraternities and sororities
21	Average undergraduate class size
22	Academic accreditations
37	Residence halls
100	Percent program accessibility to persons with disabilities
200+	Student clubs and organizations
500	Cultural events per year
1935	Founding date
6,899	Full-time undergraduate enrollment
11,090	Total University enrollment, including part-time undergraduate, graduate and School of Law
124,000+	Hofstra alumni
1.2 Million	Volumes available at Hofstra University Libraries

STUART RABINOWITZ

Stuart Rabinowitz was chosen by the Hofstra University Board of Trustees to serve as the eighth president of the University on December 20, 2000. Prior to his appointment, he served as dean of Hofstra University School of Law from September 1989 through June 2001. He joined the faculty of the Law School in 1972. President Rabinowitz currently holds the Andrew M. Boas and Mark L. Claster Distinguished Professor of Law.

President Rabinowitz has held positions with a number of important government and community organizations, including the Judicial Advisory Council of the State of New York Unified Court System, County of Nassau. He currently serves as a member of the board of directors for the Long Island Association, and as co-vice chair of the Long Island Regional Economic Development Committee. He has also served as a trustee of the Commission on Independent Colleges and Universities and on the board of directors the Long Island Technology Network. President Rabinowitz is a former member of the Nassau County Blue Ribbon Financial Review Panel and a former chair of the Nassau County Local Advisory Board. Additionally, President Rabinowitz served as a member of the Nassau County Commission on Government Revision, which was charged with drafting a new charter and a new form of government for the County. He is the recipient of the Martin Luther King Living the Dream Award, EOC; Distinguished Service in the Cause of Justice, Legal Aid Society; UJA Federation Leadership Award; the Bar Association of Nassau County Proclamation for Outstanding Service to both the legal profession and the community; the Community Service Award from the Conference of Jewish Organizations of Nassau County; and the Alumni Association of the City College of New York 2005 Townsend Harris Medal. President Rabinowitz has also been honored by the Long Island Software and



Technology Network (LISTnet) and was the recipient of Networking magazine's David Award. In 2009, he received the Chief Executive Leadership Award from the Council for Advancement and Support of Education (CASE), District II. Claflin University presented President Rabinowitz with the degree of Doctor of Laws, honoris causa in November 2009.

President Rabinowitz received a juris doctor, magna cum laude, from Columbia University School of Law, where he was a member of the board of editors of the Columbia Law Review and a Harlan Fiske Stone Scholar. He graduated from the City College of New York with honors, and is a member of Phi Beta Kappa and the American Law Institute.



President Rabinowitz, Hofstra Pride Club Board Member James C. Metzger '83 and Hofstra Pride Club President E. David Woycik '77

Senior Administration



M. Patricia Adamski
Senior Vice President for Planning and Administration



Joseph M. Barkwill
Vice President for Facilities and Operations



Dr. Herman Berliner
Provost and Senior Vice President for Academic Affairs



Stephanie Bushey
Vice President for Institutional Research and Assessment



Melissa Connolly
Vice President for University Relations



Jessica Eads
Vice President for Enrollment Services



Dolores Fredrich, Esq.
Vice President for Legal Affairs and General Counsel



Richard V. Guardino, Jr., Esq.
Vice President for Business Development



Jeffrey A. Hathaway
Vice President and Director of Athletics



Catherine Hennessy
Vice President for Financial Affairs and Treasurer



Sandra S. Johnson
Vice President for Student Affairs



Robert W. Juckiewicz
Vice President for Information Technology



Alan J. Kelly
Vice President for Development

Trustees of Hofstra University (as of October 2013)

OFFICERS

Janis M. Meyer,* *Chair*
James E. Quinn,* *Vice Chair*
Peter G. Schiff, *Vice Chair*
David S. Mack,* *Secretary*
Stuart Rabinowitz, *President*

MEMBERS

Alan J. Bernon*	John D. Miller*
Tejinder Bindra	Marilyn B. Monter*
Robert F. Dall*	Martha S. Pope
Steven J. Freiberg*	Julio A. Portalatin*
Arno H. Fried	Edwin C. Reed
Martin B. Greenberg*	Robert D. Rosenthal*
Leo A. Guthart	Debra A. Sandler*
Peter S. Kalikow*	Thomas J. Sanzone*
Arthur J. Kremer	Joseph Sparacio*
Diana E. Lake*	Frank G. Zarb*
Karen L. Lutz	

DELEGATES

Stuart L. Bass,* *Chair, University Senate Executive Committee*
Tanya Levy-Odom,* *President, Alumni Organization*
William F. Nirode, *Speaker of the Faculty*
Andrea Standrowicz, *President, Student Government Association*
Ron Singh, *Vice President, Student Government Association*
Eugene Maccarrone,* *Chair, University Senate Planning and Budget Committee*

TRUSTEES EMERITI

James M. Shuart,* *President Emeritus*

Wilbur Breslin, *Trustee Emeritus*
Emil V. Cianciulli,* *Chair Emeritus*
John J. Conefry, Jr., *Chair Emeritus*
Maurice A. Deane,* *Chair Emeritus*
George G. Dempster,* *Chair Emeritus*
Joseph L. Dionne,* *Trustee Emeritus*
Helene Fortunoff, *Chair Emerita*
Lawrence Herbert,* *Trustee Emeritus*
Florence Kaufman, *Trustee Emerita*
Walter B. Kissinger, *Trustee Emeritus*
Ann M. Mallouk,* *Chair Emerita*
Thomas H. O'Brien, *Trustee Emeritus*
Arnold A. Saltzman, *Trustee Emeritus*
Norman R. Tengstrom,* *Trustee Emeritus*

* Hofstra Alumni

Hofstra Vice President and Director of Athletics

JEFFREY A. HATHAWAY

Jeffrey A. Hathaway is entering his second year as the Vice President and Director of Athletics at Hofstra University in 2013-14.

Hathaway, formerly the Director of Athletics at the University of Connecticut and the chairman of the NCAA Division I Men's Basketball Committee, was introduced by Hofstra University President Stuart Rabinowitz on May 15, 2012.

"In collegiate athletics, the name Jeff Hathaway means success on any number of levels: in the classroom, on the playing field, in the boardroom, with donors and the media. Most importantly, Jeff's focus on excellence, ethics, leadership and academics will allow the Hofstra Pride athletics program to move to the next level of excellence," said Rabinowitz. "His tenure at the University of Connecticut was one of unprecedented growth, and under his leadership, we look forward to ushering in a new era of Hofstra Pride athletic success."

"I am excited to join the Hofstra University community and to have the opportunity to provide leadership and serve the student-athletes, coaches and staff in this outstanding athletics program," commented Hathaway at his introductory press conference. "I particularly would like to thank President Stuart Rabinowitz for allowing me to become part of the Hofstra University family. Throughout my career I have been part of programs that have competed against Hofstra and I have seen firsthand the success the Pride has had over the years. My primary focus will be on the academic achievement of our student-athletes and providing them the opportunity to participate and achieve in their academic and athletic endeavors as we prepare them for their lives after graduation from Hofstra."

In his first year at Hofstra, Hathaway oversaw a department that produced four Colonial Athletic Association championship and NCAA Tournament teams, as well as two other teams that reached the conference championship game. In addition, Hofstra Athletics saw three student-athletes earn Academic All-America accolades and five garner CAA Scholar-Athlete of the Year honors. One of those Academic All-Americans, Joe Burg, also was a finalist for a Rhodes Scholarship in 2012, becoming just the second Hofstra student to ever earn the distinction.

The Pride not only flourished on the fields and in the classroom, but also in the area of athletic development. The Hofstra Pride Club enjoyed a banner year with \$1.1 million in cash funds raised, a 13% increase over 2011-12, and a 16% increase in annual funds.

In 2013 Hathaway was named to the NCAA Division I Leadership Council, continuing his long tradition of service on a national level.

Hathaway guided the University of Connecticut (UConn) Division of Athletics through an unprecedented period of academic and athletic achievement during his eight years as director of athletics from 2003 to 2011. At the same time, he became an influential leader for college athletics on both the national and conference level.

Hathaway played a vital role in UConn's success story for nearly 20 years as he was the executive associate director of athletics at the school from 1990 to 2001. In his two years away from the Storrs campus, Hathaway enjoyed a successful tenure as the director of athletics at Colorado State University from 2001 to 2003.

During Hathaway's career, he has always made the academic success of student-



athletes a top priority. In the classroom, more than 50% of UConn's 650 student-athletes achieved a 3.0 "B-or better" semester grade point average during the spring and/or fall semesters of the 2010 calendar year, including 16 who earned a perfect 4.0 grade point average. In addition, the Division of Athletics consistently maintained a 99 percent academic retention rate among its student-athletes.

The University of Connecticut was saluted for its community service efforts by the National Consortium for Academics and Sports (NCAS) three times under Hathaway's watch for its community service efforts. UConn was also honored by the NCAS in 2006 and 2007 for its efforts to assist former student-athletes in earning their college degree.

Hathaway's leadership positions have extended beyond the campus. He recently completed a five-year term as a member of the prestigious NCAA Division I Men's Basketball Committee, representing the BIG EAST Conference, serving as chair in 2011-12. As a member of the 10-person committee, Hathaway took part in the selection and administration of the NCAA Men's Basketball Championship and the administration of the CBS/Turner television contract.

During his tenure at both Colorado State and UConn, he was a member of the NCAA Division I Championships/Competition Cabinet. On the conference level, Hathaway was the chair of the BIG EAST Athletic Directors Executive Committee through November of 2009. He is also past chairman of the BIG EAST Championship and Competition Committee as well as the league's Finance Committee, and also served on the Television Committee. Hathaway is a past member of the Division I-A Athletic Directors Association Board of Trustees and the Executive Committee of the National Association of Collegiate Directors of Athletics (NACDA). In 2004 The Sporting News named Hathaway to its "Power 100 List" - comprised of the 100 most powerful people in sports.

During his time at the University of Connecticut, private fundraising averaged more than \$13 million a year. Hathaway was also responsible negotiating several

key revenue and partnership agreements, securing major gifts, and guiding the building of two LEED certified athletic facilities, UConn's first, which received recognition from the University and from the Connecticut Real Estate Exchange.

Hathaway led a head coaching staff that is one of the most experienced in the country. At the conclusion of Hathaway's tenure, UConn had 12 head coaches that had been in their current position 10 or more years as of the 2010-11 academic year.

In Hathaway's final year with UConn, the Huskies experienced great athletic success. The men's basketball team won its third NCAA Division I Championship while the football team played in the Tostitos Fiesta Bowl. In addition, the women's basketball team played in the NCAA Final Four for the fourth consecutive season and set a college basketball record for most consecutive wins with 90. The UConn baseball team made history with its first-ever appearance in NCAA Super Regional play. The men's soccer, women's soccer and field hockey teams participated in NCAA tournaments while representatives from men's and women's track and field and women's diving also took part in NCAA action.

Hathaway originally came to Connecticut in November of 1990 as senior associate athletic director. In that role, he oversaw the day-to-day operations of the Division



of Athletics and served as a program administrator for several sports.

During Hathaway's tenure at Colorado State, he oversaw a 15-sport program – nine women's teams and six men's. Hathaway was an extremely successful fundraiser during his time in Fort Collins. The school drew national attention for a \$15.2 million gift for football stadium renovations and expansion.

Prior to joining UConn, Hathaway served in a number of capacities at his alma mater, the University of Maryland, from 1982 to 1990, including assistant athletics director for marketing and communications, acting assistant athletics

director for business affairs, athletics business manager and men's basketball trainer.

Hathaway earned his degree in athletic administration from Maryland in 1981. He later received a master's degree in general administration from Maryland and is currently continuing work on a PhD in the Department of Educational Leadership at the University of Connecticut.

Hathaway and his wife, Paula, have two children – Meghan (22) and Michael (18).

What They Are Saying About Jeffrey A. Hathaway

Philip E. Austin, President Emeritus, University of Connecticut

"I had the pleasure of working with Jeff Hathaway through my tenure as president of the University of Connecticut. He was a valuable member of our senior leadership team and led the athletic program to its most successful era. Jeff is committed to not only athletic excellence but also academic excellence, integrity and the overall welfare of student athletes."

Joseph R. Castiglione, Vice President for Intercollegiate Athletics, University of Oklahoma

"From our days in college to the many years as colleagues in the profession, I have always known Jeff Hathaway to be a man of character. He has a tenacious work ethic, an innate ability to establish the right vision, mission and values for the organization he leads and a collaborative style to appropriately involve all stakeholders in the process of setting goals and creating the means to achieve them. At the heart of it all is a passionate commitment to creating the best possible environment for student athlete success. Hofstra University made a wonderful decision in hiring Jeff."

Mark Emmert, President, National Collegiate Athletic Association

"Jeff did a tremendous job as a member and later chair of the Division I Men's Basketball Committee. His efforts directly contributed to lifelong experiences for thousands of student-athletes. I'm confident that he will bring the same dedication and passion to the athletic program and the student-athletes of Hofstra."

Jim Nantz, CBS Sports

"I have known Jeff Hathaway a long time and there is no one I respect more in college athletics than Jeff Hathaway. This is a big day for Hofstra University and the future of Hofstra has been placed in good hands. Jeff is a high-achieving,

high-quality person that I have gotten to know well during his tenure as the Chair of the NCAA Division I Men's Basketball Committee. Jeff's success as a leader speaks for itself. He has the Midas touch!"

Mike Slive, Commissioner, Southeastern Conference

"I have known Jeff Hathaway for many years and had the pleasure of serving with him on the NCAA Men's Basketball Committee. Jeff's extensive experience, his enthusiasm and his energy makes him a leader no matter what room he is in. His commitment to assisting young men and women in getting an education while participating in college sports make him an outstanding choice as Hofstra's new athletics director."

Mike Tranghese, former Commissioner, Big East Conference

"Jeff is an outstanding administrator who will provide Hofstra with great leadership in the future. He has long been a leader in collegiate athletics and Hofstra will do well with Jeff at the helm."

Tom Yeager, Commissioner, Colonial Athletic Association

"Jeff Hathaway is one of the brightest, creative and competent administrators in college athletics. Everyone in the CAA is excited about his joining our team and we look forward to his contribution to the continued success of the Hofstra program and the CAA."

Kevin White, Vice President/Director of Athletics, Duke University

"Hofstra literally hit the proverbial lottery! Hiring Jeff Hathaway as vice president and director of athletics – a highly seasoned athletic director who is clearly one of the most skilled and talented administrators within the NCAA – is nothing short of an immeasurable leadership acquisition!"

HOFSTRA UNIVERSITY Athletics Administrative Staff



Pete Alfano
Cross Country Coach



Rpb Anspach
Wrestling Coach



Chrissy Arnone
Assistant Director of
Athletics/Marketing and
Promotions



Jay Artinian
Senior Associate Director of
Athletics/Facilities



Rachel August
Assistant Director of
Athletics/Administration



Cathy Aull
Athletic Department
Secretary



Ann Baller
Associate Director of
Athletic Facilities



Dr. Michael Barnes
Faculty Athletics
Representative



James Barone
Assistant Director of
Athletic Development



Brooke Bendernagel
Athletic Facilities Coordinator



Brian Bert
Assistant Strength and
Conditioning Coach



Brian Bohl
Senior Assistant Director of
Athletic Communications



Allison Bradshaw
Strength and Conditioning
Coach



Neil Collins
Associate Director of
Athletic Facilities



John Considine
Assistant Equipment
Manager



Tara Coppola
Assistant Director of
Athletic Facilities



Maria Corvino
Assistant Director of
Athletics/Ticket Operations



Courtney Crews
Assistant Director of
Athletic Development



Maren Crowley
Women's Golf Coach



Kathy De Angelis
Field Hockey Coach



Bill Edwards
Softball Coach



Joe Elliott
Men's Golf Coach



David Fernandez
Athletic Facilities Coordinator



Jim Furlong
Director of Athletic
Development



Jim Gibbons
Associate Director of
Athletics/NCAA Education
and Compliance Services



Doug Gillies
Athletic Facilities Coordinator



Stephen Gorchov
Associate Director of
Athletics/Communications



Kristina Hernandez
Volleyball Coach



Colm Kennedy
Associate Director of
Athletic Facilities



**Krista
Kilburn-Steveskey**
Women's Basketball Coach

NIVERNITY

and Head Coaches



James Lally
Assistant Director of
Athletics/Student-Athlete
Services and Life Skills
Development



Lauren Leo
Director of Tennis



Cindy Lewis
Senior Associate Director of
Athletics



Evan Malings
Head Athletic Trainer



Dino Mattessich
Deputy Director of Athletics



Joe Mihalich
Men's Basketball Coach



Kevin Murga
Athletic Facilities Coordinator



Richard Nuttall
Men's Soccer Coach



Jeanne O'Keefe
Athletic Department
Secretary



Rachel Peel
Associate Dean of
University Advisement



James Prendergast
Assistant Strength and
Conditioning Coach



Simon Riddiough
Women's Soccer Coach



John Russo
Baseball Coach



David Salomon
Athletic Facilities Coordinator



Diane Schuerlein
Athletic Department
Secretary



Jim Sheehan
Senior Sports Information
Director



Len Skoros
Director of Athletic
Publications



Clarice Smith
Athletic Department
Secretary



Shannon Smith
Women's Lacrosse Coach



Michelle Spatarella
Assistant Dean of Advisement



Samantha Sweeney
Assistant Director of
Athletics/NCAA Education
and Compliance Services



Harriet Teitle
Athletic Department
Secretary



Kathy Theiling
Equipment Manager



Seth Tierney
Men's Lacrosse Coach



Haile Urquhart
Director of Ticket Sales



Dave Walsh
Assistant Equipment
Manager



Ryan Watson
Assistant Director of
Athletic Facilities



Irene Wymes
Ticket Office
Graduate Assistant



Winnie Wymes
Athletic Department
Secretary



Dr. Michael Yorio
Medical Director

Academic Support R A U

Hofstra University is committed to the pursuit of academic and athletic excellence. The University views participation in intercollegiate athletics as benefiting the student-athlete in an educationally enhancing experience beyond any other opportunity available. Hofstra also realizes the time commitment made by student-athletes and has committed the facilities and resources to support all students.

The University Tutorial Program (UTP) provides free tutoring in every subject area to any Hofstra student. Students are able to obtain up to 1 1/2 hours of individual tutorial assistance per week for up to three courses. They are also able to utilize the various help labs on campus, which specialize in providing assistance in writing, business and QM, and biology and chemistry. In addition to this service, student-athletes are assigned an academic advisor, through the Center for University Advisement, who helps address the various needs of student-athletes. The academic advisor emphasizes four areas in their efforts to ensure the academic success of Hofstra's student-athletes.

Area one is academic counseling. Services are provided in the areas of academic planning, career planning, personal counseling, and campus and community referrals. The advisor also meets with prospective student-athletes, at the coach's request, to share the many benefits of a Hofstra University education.

Area two is academic advising. The academic advisor serves as the primary advisor for first-year and undecided student-athletes, and

also assists upperclassmen who have declared a major.

Area three is academic monitoring. The advisor monitors the academic progress of student-athletes to ensure compliance with Hofstra University, NCAA and conference regulations. The advisor's regular communication with the faculty and coaches provide opportunities for early intervention should academic difficulties arise.

Area four is study halls. The University Tutorial Program supports athletic study halls by providing tutors in various subjects as necessary. The academic advisors also assess the needs of individual student-athletes to provide the most effective study environment. The assessment tool administered by the Center for University Advisement

is also used to provide various enrichment seminars for the student-athletes such as time management, writing skills, campus resources, and surviving the college transition.

In 2010 The Fried Family Student-Athlete Development Center was opened on the second level of the James M. Shuart Stadium Building. The center houses the offices of the academic advisors as well as the student-athlete services staff. A large computer lab with printer access for use by Hofstra student-athletes, a quiet study area with wireless internet access and two group study/tutor rooms with power point access and white boards are also available.



Sports Medicine/Athletic Training

Through a comprehensive athletic training program, Hofstra University student-athletes are provided excellent health care during their time at the University. A coordinated effort between the University Health and Wellness Center, the Athletic Department and outside health care providers ensures every student-athlete the best medical attention possible.

University student-athletes have direct access to a myriad of health care services. Managing the coverage of every practice and competition event is Hofstra University's athletic training staff, which is led by Head Athletic Trainer Evan Malings and features six full-time athletic trainers and numerous student athletic trainers. The athletic trainers provide injury management, rehabilitation and treatment to the entire Athletic program. Utilizing three state-of-the-art athletic training rooms, these professionals work tirelessly to ensure the safe participation of Hofstra's student-athletes and to return injured athletes to play quickly and safely.

Supporting the athletic trainers is medical director Dr. Michael Yorio and his team at Pro Health Care, Inc. Dr. Yorio is in his sixth year on Hofstra's medical team. Yorio is an internist with specialized training in sports medicine. He earned his undergraduate degree at Villanova University, and received his medical degree from the SUNY Health Science Center in Syracuse. Yorio previously served as a sports medicine fellow with the University of Maryland Orthopedics. Prior to that, he was a resident physician in internal medicine at Carolinas Medical Center in Charlotte, North Carolina. Yorio was named the

Director of Player Medical Services for the 2008 U.S. Open Tennis Tournament in Flushing, New York, and is on the medical staff for the New York Islanders. He also worked as a team physician for the University of Maryland from 2003 to 2005. Physical therapist John Finneran of Peak Performance also aids in Hofstra's student-athlete care.

Hofstra University sponsors a fully accredited, highly competitive undergraduate degree program for athletic training majors, in which Hofstra student athletic trainers participate in all aspects of the health care system.



Evan Malings
Head Athletic Trainer



Dr. Michael Yorio
Team Physician

Long Island T R A U

ABOUT LONG ISLAND...

Long Island has a rich history as an active, vibrant community, a summer playground, and home to some of New York's most prominent families.

Five distinct regions make up Long Island:

- North Shore, otherwise known as the Gold Coast, with dozens of historic sites dating back to colonial days and Gatsby-era mansions.
- South Shore, the Island's spectator sports and entertainment center, with world-famous Jones and Fire Island Beaches, and home to the New York Islanders.
- Central Suffolk, with beautiful forests and natural inlets, the world's largest factory outlet center and a huge water park.
- North Fork, with an array of vineyards, waterfront ports and farm stands.
- South Fork, widely known as "The Hamptons," with its pristine beaches and exclusive villages.



You can catch a Hofstra shuttle bus to Jones Beach – a state park with six miles of gorgeous coastline, a boardwalk, swimming pools, golf and outdoor concerts.

With everything from museums, historical sites and lighthouses, to sophisticated malls, designer outlets and shopping villages, to wineries and

farm stands, to family fun parks, aquariums and zoos, there is plenty to do on Long Island.



New York City S I T Y

ABOUT NEW YORK CITY...

Hofstra is located only 30 miles from New York City – the capital of culture and finance. You can visit Carnegie Hall, South Street Seaport, Hard Rock Café, Grand Central Station, Central Park, NBC Studios in Rockefeller Center, Little Italy or Chinatown.

Study the world's finest sculptures and paintings at the Metropolitan Museum of Art.

Go and cheer along with the crowd at a Yankees, Mets, Rangers, Nets or Knicks game.

Wave at the TV cameras in the street-level studios of FOX, CNN, NBC, CBS or ABC.

Walk through the financial capital of the world at the New York Stock Exchange on Wall Street.

Take the subway to Coney Island for a Nathan's hot dog and a ride on the Cyclone, the last of the great wooden rollercoasters.

Get half-priced tickets to Broadway's finest shows at the TKTS booth in Times Square.



Mack Sports Complex

On January 2, 2000 the Hofstra Basketball programs moved into the 5,023-seat Hofstra Arena, which was renamed the David S. Mack Sports and Exhibition complex in 2006.

Construction of the \$15 million, 93,000 square-foot facility began in the fall of 1998 and was completed in December 1999. The Complex houses the Hofstra Basketball and Wrestling teams, and also hosts commencements, exhibitions, trade shows, concerts and other special events.

"Mr. Mack has been extremely generous to Hofstra over the years, and the David S. Mack Arena will serve as just the latest reminder on our campus of that generosity," said Hofstra University President Stuart Rabinowitz, referring to the David S. and Sondra Mack Student Center and Mack Hall, which houses the University Club.

In October 2012 the debate between President Barack Obama and Republican nominee Mitt Romney was held in the Mack Sports Complex, marking the second presidential debate held in the building.

In October 2008 the Mack Sports Complex hosted the third and final debate between presidential candidates Barack Obama and John McCain. The Mack Sports Complex has also hosted performances by NBC Late Night talk show host and comedian Jimmy Fallon, comedian Louis C.K. and Aziz Ansari, musical artists Justin Bieber and 3 Doors Down, as well as the 2010 New York Gubernatorial Debate.



The Mack Sports Complex includes full-chair back seating for spectators in an arena configuration. The air-conditioned facility is equipped with a state-of-the-art electronic scoreboard, men's and women's locker rooms, a media room, an athletic training room, a large weight room, dressing rooms for stage events, four concession stands, five ticket windows, six luxury boxes and offices for Hofstra's athletic administration and basketball staffs.



INDIVIDUAL

Points:	40, Speedy Claxton vs. Hartford, 1-16-00
Opponent:	38, Keydren Clark (Saint Peter's), 12-23-03
Field Goals Made:	38, Ryan Thompson (Rider), 2-20-10
Opponent:	13, Antoine Agudio vs. UNC Wilmington, 12-1-07
Field Goals Attempted:	13, Jeremy Bishop (Quinnipiac), 12-1-02
Opponent:	27, Speedy Claxton vs. Maine, 2-20-00
Three-Pointers Made:	23, Keydren Clark (Saint Peter's), 12-23-03
Opponent:	23, Ryan Thompson (Rider), 2-20-10
Three-Pointers Attempted:	23, DeAndre Kane (Marshall), 11-18-12
Opponent:	7, Taran Buie vs. Drexel, 1-23-13
Free Throws Made:	8, Leemire Goldwire (Charlotte), 12-15-07
Opponent:	13, Zygis Sestokas vs. UNC Wilmington, 2-28-09
Free Throws Attempted:	13, Cornelius Vines vs. Georgia State, 2-27-10
Opponent:	20, Leemire Goldwire (Charlotte), 12-15-07
Rebounds:	16, Norman Richardson vs. Maine, 1-21-01
Opponent:	14, Marc Egerson (Delaware), 1-7-09
Offensive Rebounds:	14, Robert Glenn (IUPUI), 3-17-10
Opponent:	22, Loren Stokes vs. James Madison, 2-9-05
Defensive Rebounds:	17, Robert Glenn (IUPUI), 3-17-10
Opponent:	20, Kenny Adeleke vs. Monmouth (12-7-02), UNC-Wilmington (2-15-03)
Assists:	16, Vladimir Kuljanin (UNC Wilmington), 12-1-07
Opponent:	9, Kenny Adeleke vs. Manhattan, 12-23-02
Steals:	8, Cavell Johnson (James Madison), 2-9-05
Opponent:	13, Kenny Adeleke vs. Monmouth, 12-7-02
Blocks:	10, 3 times (most recently Quinn McDowell (W&M), 2-15-11)
Opponent:	13, Charles Jenkins vs. JMU, 2-18-09
Opponent:	11, Kason Mims (Quinnipiac), 12-1-02
Opponent:	7, Kenny Adeleke vs. Delaware, 2-4-04
Opponent:	7, Stevie Mejia vs. Towson, 2-16-13
Opponent:	8, Jeremy Bishop (Quinnipiac), 12-1-02
Opponent:	10, Greg Washington vs. UNCW, 1-27-10
Opponent:	6, 3 times (most recently by Robert Nwankwo, Towson), 1-6-10



TEAM

Points:	103 vs. Marshall, 11-18-12
Opponent:	100, Marshall, 11-18-12
Fewest Points Allowed:	39, Manhattan, 12-9-09
Opponent:	44, Manhattan, 12-9-09
Victory Margin:	44, Wagner, 12-4-12
Opponent:	40 (102-62) vs. Farmingdale State, 11-13-10
Field Goals Made:	29 (79-50) vs. George Mason, 2-20-13
Opponent:	37 vs. William & Mary, 1-24-04
Field Goals Attempted:	32, Marshall, 11-18-12
Opponent:	73 vs. Northeastern, 2-11-06
Field Goal Pct.:	80, Florida Atlantic, 11-17-01
Opponent:	62.5 (35-56) vs. Northeastern, 1-26-01
Defensive Field Goal Pct.:	55.8 (29-52), Drexel, 1-8-05
Opponent:	19.3 (11-57) vs. Columbia, 12-22-04
Three-Pointers Made:	25.9 (15-58), SMU, 12-1-12
Opponent:	13 vs. UNH, 2-18-00
Three-Pointers Attempted:	13, Charlotte, 12-15-07
Opponent:	34 vs. UNH, 2-18-00
Free Throws Made:	35, Charlotte, 12-15-07
Opponent:	40 vs. Marshall, 11-18-12
Free Throws Attempted:	28, Northeastern, 2-6-10
Opponent:	28, IUPUI, 3-17-10
Free Throw Pct.:	57 vs. Marshall, 11-18-12
Opponent:	42, Marshall, 11-18-12
Rebounds:	100.0 (15-15) vs. Delaware, 2-26-11
Opponent:	100.0 (8-8), Maine, 2-20-00
Offensive Rebounds:	57 vs. St. Francis (N.Y.), 12-13-08
Opponent:	57 vs. Marshall, 11-18-12
Defensive Rebounds:	56, James Madison, 2-9-05
Opponent:	26, vs. St. Francis (N.Y.), 12-13-08
Assists:	22, Lehigh, 11-30-02
Opponent:	39, vs. District of Columbia, 11-17-12
Steals:	37, SMU, 12-1-12
Opponent:	25, Farmingdale State, 11-13-10
Forced Turnovers:	21, (twice, most recently by Marshall, 11-18-12)
Opponent:	17, Georgia State, 1-7-06
Blocks:	17, Quinnipiac, 12-1-02
Opponent:	26, (twice, most recently vs. JMU, 2-9-05)
Opponent:	29, Quinnipiac, 12-1-02
Opponent:	14 vs. Towson, 2-16-05, vs. UNCW, 1-27-10
Opponent:	11, Towson, 1-7-10



Madison Square Garden and Barclays Center



Dane Johnson grabs a rebound in a Holiday Festival game against Virginia Tech in 2007



Madison Square Garden, the world's most famous arena, is home to the New York Knicks of the National Basketball Association, the New York Rangers of the National Hockey League and the New York Liberty of the Women's National Basketball Association. The Garden also serves as a home to the St. John's basketball team. The Garden hosts college events such as the Holiday Festival, the National Invitational Tournament, the 2K Sports College Classic, the Big Apple Classic and the Big East Tournament. The MSG complex, including the Theater at Madison Square Garden has hosted virtually every

form of entertainment and media events, from concerts, to sports, to political conventions. The Garden has a seating capacity of 19,763.

Hofstra has played several games at Madison Square Garden in recent years, including the 1998, 1999, 2000, 2006, 2007 and 2009 Holiday Festivals, as well as a 2002 meeting with St. John's and a 2006 meeting with Dartmouth. The Pride won the Holiday Festival in 1998, 1999 and 2006. The Pride is 9-9 all-time at the Garden, but 8-6 in their last 14 games.



BARCLAYS CENTER

Barclays Center opened on September 28, 2012, and is a major sports and entertainment venue in the heart of Brooklyn, New York. Developed by Brooklyn-based real estate developer Forest City Ratner Companies, and designed by the award-winning architectural firms AECOM and SHoP Architects, Barclays Center has one of the most intimate seating configurations ever designed into a modern multi-purpose arena, with unparalleled sightlines and first-class amenities. Barclays Center offers approximately 18,000 seats for basketball and up to 19,000 seats for concerts, and has 101 luxury suites, four bars/lounges, four clubs, and 40/40 CLUB & Restaurant by American Express. Barclays Center is scheduled to host an extensive variety of events, including premier concerts, monthly major professional boxing cards, top

college basketball, family shows, professional hockey, and the Brooklyn Nets. Located atop one of the largest transportation hubs in New York City, Barclays Center is accessible by 11 subway lines, the Long Island Rail Road and 11 bus lines. Hofstra took on Tulane at the Barclays Center on December 22, 2012.



The Colonial Athletic Association

With nearly three decades of success athletically and academically, the Colonial Athletic Association has built a reputation as one of the nation's top collegiate conferences.

The CAA encompasses many of the nation's largest metropolitan areas with a geographic footprint that stretches from Boston to Charleston, S.C. The conference has produced 16 national team champions in five different sports, 33 individual national champions, 13 national players of the year, 12 national coaches of the year and 13 Honda Award winners. Just as impressive, however, are the honors accumulated away from competition, which include five Rhodes Scholars and 23 NCAA post-graduate scholars. In 2012-13, more than 1,900 of the league's 4,000 student-athletes received the Commissioner's Academic Award after posting at least a 3.2 grade point average while lettering in a varsity sport. The conference had 23 teams in 15 different sports receive NCAA Public Recognition Awards based on the latest Academic Progress Report released in 2013.

The landscape of the conference stretches along the majority of the East Coast, and includes several of the nation's top media markets – New York (1), Philadelphia (4), Boston (7), Washington, D.C. (9) and Baltimore (25). The number of television homes in the CAA market exceeds 20 million.

The CAA conducts championships in 22 sports. Male athletes compete for championships in baseball, basketball, cross country, football, golf, lacrosse, soccer, swimming & diving, tennis and track & field. Female athletes battle for conference titles in basketball, cross country, field hockey, golf, lacrosse, rowing, soccer, softball, swimming & diving, tennis, track & field and volleyball. In 2012-13, 27 teams earned NCAA Tournament berths and 43 student-athletes received All-America honors in 14 different sports.

The conference has made its presence known nationally in men's basketball with two teams – George Mason (2006) and VCU (2011) – advancing to the NCAA Final Four over the past seven years. CAA teams have combined to win 41 games in postseason play since 2006, including 14 victories in the NCAA Tournament. The CAA has posted at least one NCAA Tournament win in six of the past eight years, including the last four in a row. The conference has seen five or more teams reach postseason play in four of the last five seasons.

In women's basketball, 2013 CAA champion Delaware defeated West Virginia and North Carolina to become the 12th CAA team to reach the Sweet 16 of the NCAA Tournament. Behind the play of Honda Award winner Elena Delle Donne, the Blue Hens finished the season ranked #13 in the final USA Today Coaches Top 25 poll. Drexel captured the WNIT championship with a 46-43 victory over Utah and James Madison reached the quarterfinals of the WNIT. CAA teams have gone 20-9 in postseason play over the past two years.

The conference also excels in many other sports. CAA squads have combined to win 10 field hockey national titles since the championship began in 1981. Three men's soccer teams earned NCAA Tournament berths last season and each current member of the conference has reached the NCAA Tournament since 2006. In softball, Hofstra reached the NCAA Super Regionals in 2012 and the CAA placed two teams (Hofstra and James Madison) in the NCAA's for the first time last season. At least two women's soccer teams have reached the second round of the NCAA Tournament three times in the past six seasons. William & Mary's men's cross country squad has made the NCAA Championship

in 12 of the past 14 years and the women's team had two runners (Elaina Balouris and Emily Stites) earn All-America honors in 2012. Delaware and Towson have each reached the Final Four of the NCAA Men's Lacrosse Championship. The CAA sent three teams to the NCAA Baseball Championship in 2013 and has had at least 11 players selected in nine of the last 11 Major League Baseball drafts. The conference also had individuals earn All-America honors in women's lacrosse, track and field and swimming



CAA Membership History

Current Membership

College of Charleston (2013-present)
University of Delaware (2001-present)
Drexel University (2001-present)
Hofstra University (2001-present)
James Madison University (1983-present)
University of North Carolina-Wilmington (1985-present)
Northeastern University (2005-present)
Towson University (2001-present)
College of William and Mary (1983-present)

Past Members

American University (1985-2001)
East Carolina University (1983-2001)
George Mason University (1983-2013)
Georgia State University (2005-2013)
United States Naval Academy (1983-1991)
Old Dominion University (1991-2013)
University of Richmond (1983-2001)
Virginia Commonwealth University (1995-2012)

Future Member

Elon University (2014)

& diving last season and had players nationally ranked in tennis and golf.

CAA member institutions are committed to excellence in the classroom. The Colonial Academic Alliance was created in 2002 by the league's presidents with a goal of expanding their partnership to all aspects

of university education and life outside of intercollegiate athletics. Among the programs that have been established are an undergraduate research conference, coordination of study abroad programs, visiting faculty programs and a recent partnership with NBC Learn to provide educational videos to over 8,500 public schools across the United States.

CAA schools are also very active in community service projects. The CAA Blood Challenge, which is held each fall, has raised more than 36,000 units of blood over the past 11 years. The first-ever CAA Food Drive Challenge last winter resulted in over 9,500 pounds of donated food.

Commissioner Thomas E. Yeager has guided the CAA since its inception. The conference traces its roots back to 1983 when two of its current members—James Madison University and the College of William and Mary—were aligned with East Carolina University, George Mason University, the United States Naval Academy and the University of Richmond as a basketball league (ECAC South). During the next two years, the league added 11 sports, acquired two new members (the University of North Carolina at Wilmington and American University) and decided to form a new conference. The transformation from ECAC South to CAA took place on June 6, 1985.

Old Dominion University joined the CAA in 1991 and was followed by Virginia Commonwealth University in 1995. The conference added the University of Delaware, Drexel University, Hofstra University and Towson University in 2001. Georgia State University and Northeastern University became members of the conference in 2005 and the College of Charleston began its first year as a CAA member on July 1, 2013. Elon University will join the conference beginning in 2014-15.

2013-14 Basketball Opponents



Monmouth University

Friday, November 8 - at Hofstra

Location: West Long Branch, NJ
 Nickname: Hawks
 Enrollment: 6,000
 Director of Athletics: Dr. Marilyn McNeil
 Head Coach: King Rice
 Record at School: 22-41/Two years
 Assistant Coaches: Brian Reese, Derrick Phillips, Sam Fery
 2012-13 Record: 10-21
 Men's Basketball SID: Chris Tobin
 Email: ctobin@monmouth.edu
 Athletics Website: gomuhawks.com



University of Richmond

Tuesday, November 19 - at Richmond

Location: Richmond, VA
 Nickname: Spiders
 Enrollment: 2,750
 Director of Athletics: Keith Gill
 Head Coach: Chris Mooney
 Record at School: 128-103/8 years
 Assistant Coaches: Jamal Brunt, Rob Jones, Kim Lewis
 2012-13 Record: 19-15
 Men's Basketball SID: Mark Kwolek
 Email: mkwolek@richmond.edu
 Athletics Website: richmondspiders.com



College of the Holy Cross

**Sunday, November 24 - at Mohegan Sun
 (Possible Opponent)**

Location: Worcester, MA
 Nickname: Crusaders
 Enrollment: 2,891
 Director of Athletics: Richard M. Regan, Jr.
 Head Coach: Milan Brown
 Record at School: 35-53/Three years
 Assistant Coaches: Brion Dunlap, Kevin Robinson, Kevin Driscoll
 2012-13 Record: 12-18
 Men's Basketball SID: Charles Bare
 Email: cbare@holycross.edu
 Athletics Website: goholycross.com



Southern Methodist University

Saturday, December 7 - at Dr. Pepper Arena

Location: Dallas, TX
 Nickname: Mustangs
 Enrollment: 10,981
 Director of Athletics: Rick Hart
 Head Coach: Larry Brown
 Record at School: 15-17/One year
 Assistant Coaches: Ulric Maligi, K.T. Turner
 2012-13 Record: 15-17
 Men's Basketball SID: Herman Hudson
 Email: hermanh@smu.edu
 Athletics Website: smumustangs.com



Farleigh Dickinson University

**Sunday, November 10 - at Hofstra;
 Sunday, January 5 - at FDU**

Location: Teaneck, NJ
 Nickname: Knights
 Enrollment: 6,529
 Director of Athletics: David Langford
 Head Coach: Greg Herenda
 Record at School: First season
 Assistant Coaches: Zak Boisvert, Dwayne Lee
 2012-13 Record: 7-24
 Men's Basketball SID: Chris Strauch
 Email: strauch@fd.edu
 Athletics Website: fdunights.com



University of Hartford

Saturday, November 23 - at Mohegan Sun

Location: Hartford, CT
 Nickname: Hawks
 Enrollment: 7,025
 Director of Athletics: Patricia H. Meiser
 Head Coach: John Gallagher
 Record at School: 26-36/Two years
 Assistant Coaches: Chris Gerlufsen, Matt Blue, Bill Dooley
 2012-13 Record: 17-14
 Men's Basketball SID: Sarah Boissonneault
 Email: cote@hartford.edu
 Athletics Website: hartfordhawks.com



Manhattan College

Saturday, November 30 - at Hofstra

Location: Bronx, NY
 Nickname: Jaspers
 Enrollment: 3,500
 Director of Athletics: Bob Byrnes
 Head Coach: Steve Masiello
 Record at School: 35-31/Two years
 Assistant Coaches: Matt Grady, Rasheen Davis, Mathiew Wilson
 2012-13 Record: 14-18
 Men's Basketball SID: Pete McHugh
 Email: peter.mchugh@manhattan.edu
 Athletics Website: gojaspers.com



Central Connecticut State University

Sunday, December 15 - at Hofstra

Location: New Britain, CT
 Nickname: Blue Devils
 Enrollment: 11,865
 Director of Athletics: Paul Schlickmann
 Head Coach: Howie Dickenman
 Record at School: 262-241/17 years
 Assistant Coaches: Sean Ryan, Steve Treffiletti, Jamaal Wagner
 2012-13 Record: 13-17
 Men's Basketball SID: Thomas Pincince
 Email: pincincet@ccsu.edu
 Athletics Website: ccsubluedevils.com



University of Louisville

Tuesday, November 12 - at Louisville

Location: Louisville, KY 40292
 Nickname: Cardinals
 Enrollment: 22,000
 Director of Athletics: Tom Jurich
 Head Coach: Rick Pitino
 Record at School: 310-111/11 years
 Assistant Coaches: Wyking Jones, Kevin Keatts, Kareem Richardson
 2012-13 Record: 35-5
 Men's Basketball SID: Kenny Klein
 Email: kenny@gocards.com
 Athletics Website: gocards.com



Belmont University

**Sunday, November 24 - at Mohegan Sun
 (Possible Opponent)**

Location: Nashville, TN
 Nickname: Bruins
 Enrollment: 6,918
 Director of Athletics: Mike Strickland
 Head Coach: Rick Byrd
 Record at School: 571-291/27 years
 Assistant Coaches: Brian Ayers, James Strong, Mark Price
 2012-13 Record: 26-7
 Men's Basketball SID: Greg Sage
 Email: greg.sage@belmont.edu
 Athletics Website: belmontbruins.com



Sacred Heart University

Wednesday, December 4 - at Hofstra

Location: Fairfield, CT
 Nickname: Pioneers
 Enrollment: 6,000
 Director of Athletics: Bobby Valentine
 Head Coach: Anthony Latina
 Record at School: First season
 Assistant Coaches: Johnny Kidd, Kevin Papacs, Kyle Steinway
 2012-13 Record: 9-20
 Men's Basketball SID: Mike Haase
 Email: haasem@sacredheart.edu
 Athletics Website: sacredheartpioneers.com



Siena College

Monday, December 23 - at Siena

Location: Loudonville, NY
 Nickname: Saints
 Enrollment: 3,214
 Director of Athletics: John D'Argenio
 Head Coach: Jimmy Patso
 Record at School: First season
 Assistant Coaches: Greg Manning, Luke D'Alessio, Lucious Jordan
 2012-13 Record: 8-24
 Men's Basketball SID: Jason Rich
 Email: jrjch@siena.edu
 Athletics Website: sienasaints.com



George Washington University

Saturday, December 28 - at Hofstra

Location: Washington, DC
 Nickname: Colonials
 Enrollment: 25,653
 Director of Athletics: Patrick Nero
 Head Coach: Mike Lonergan
 Record at School: 23-38/Two years
 Assistant Coaches: Hajji Turner, Maurice Joseph
 2012-13 Record: 13-17
 Men's Basketball SID: Jesse Hooker
 Email: jhooker@gwu.edu
 Athletics Website: gwsports.com



University of Delaware

**Wednesday, January 8 - at Delaware;
 Wednesday, February 19 - at Hofstra**

Location: Newark, DE
 Nickname: Fightin' Blue Hens
 Enrollment: 16,000
 Director of Athletics: Eric Ziady
 Head Coach: Monté Ross
 Record at School: 90-131/Seven years
 Assistant Coaches: Jeff Rafferty, Phil Martelli, Jr.,
 Chris Cheeks
 2012-13 Record: 19-14
 Men's Basketball SID: Kevin Tritt
 Email: ktritt@udel.edu
 Athletics Website: bluehens.com



The College of William & Mary

**Wednesday, January 22 - at Hofstra;
 Wednesday, February 26 - at William & Mary**

Location: Williamsburg, VA
 Nickname: Tribe
 Enrollment: 8,200
 Director of Athletics: Terry Driscoll
 Head Coach: Tony Shaver
 Record at School: 116-189 /10 years
 Assistant Coaches: Jonathan Holmes, Kotie
 Kimble, Austin Shaver
 2012-13 Record: 13-17
 Men's Basketball SID: Kris Sears
 Email: kasear@wm.edu
 Athletics Website: TribeAthletics.com



Drexel University

**Wednesday, January 29 - at Hofstra; Sunday,
 February 16 - at Drexel**

Location: Philadelphia, PA
 Nickname: Dragons
 Enrollment: 24,254
 Director of Athletics: Dr. Eric Zillmer
 Head Coach: Bruiser Flint
 Record at School: 199-141/11 years
 Assistant Coaches: Mike Connors, Matt Collier,
 Bobby Jordan
 2012-13 Record: 13-18
 Men's Basketball SID: Mike Tuberosa
 Email: tuberosa@drexel.edu
 Athletics Website: drexeldragons.com



New Jersey Institute of Technology

Monday, December 30 - at Hofstra

Location: Newark, NJ
 Nickname: Highlanders
 Enrollment: 9,944
 Director of Athletics: Lenny Kaplan
 Head Coach: Jim Engles
 Record at School: 57-96/Four years
 Assistant Coaches: Brian Kennedy, Jesse Agel,
 Michael Brown
 2012-13 Record: 16-13
 Men's Basketball SID: Tim Camp
 Email: timothy.camp@njit.edu
 Athletics Website: njithighlanders.com



The College of Charleston

**Saturday, January 11 - at Hofstra; Saturday,
 February 1 - at Charleston**

Location: Charleston, SC
 Nickname: Cougars
 Enrollment: 11,320
 Director of Athletics: Joe Hull
 Head Coach: Doug Wojcik
 Record at School: 24-11/One year
 Assistant Coaches: Amir Abdur-Rahim, Ryan
 Freeberg, Joe Wallace
 2012-13 Record: 24-11
 Men's Basketball SID: Marlene Navor
 Email: navormu@cofc.edu
 Athletics Website: cofcsports.com



Northeastern University

**Saturday, January 25 - at Hofstra;
 Wednesday, February 5 - at Northeastern**

Location: Boston, MA
 Nickname: Huskies
 Enrollment: 15,699
 Director of Athletics: Peter Roby
 Head Coach: Bill Coen
 Record at School: 111-112/7 years
 Assistant Coaches: David McLaughlin, Antonio
 Reynolds-Dean, Steve Scalzi
 2012-13 Record: 20-13
 Men's Basketball SID: Matt McDonald
 Email: ma.mcdonald@neu.edu
 Athletics Website: gonu.com



James Madison University

**Monday, February 10 - at James Madison;
 Saturday, March 1 - at Hofstra**

Location: Harrisonburg, VA
 Nickname: Dukes
 Enrollment: 20,000
 Director of Athletics: Jeff Bourne
 Head Coach: Matt Brady
 Record at School: 88-82/Five years
 Assistant Coaches: Rob O'Driscoll, Mike Deane,
 Bill Phillips
 2012-13 Record: 21-15
 Men's Basketball SID: Kevin Warner
 Email: warnerka@jmu.edu
 Athletics Website: jmusports.com



Tulane University

Thursday, January 2 - at Tulane

Location: New Orleans, LA
 Nickname: Green Wave
 Enrollment: 13,359
 Director of Athletics: Rick Dickson
 Head Coach: Ed Conroy
 Record at School: 48-48/Three years
 Assistant Coaches: Shammond Williams, Andy
 Fox, Jeff Strohm
 2012-13 Record: 20-15
 Men's Basketball SID: Brian Miller
 Email: bmillier@tulane.edu
 Athletics Website: tulane.greenwave.com



UNCW

**Wednesday, January 15 - at UNCW; Saturday,
 February 8 - at Hofstra**

Location: Wilmington, NC
 Nickname: Seahawks
 Enrollment: 13,071
 Director of Athletics: Jimmy Bass
 Head Coach: Buzz Peterson
 Record at School: 33-59/Three years
 Assistant Coaches: Eddie Biedenbach, Houston
 Fancher, Andre Gray
 2012-13 Record: 10-20
 Men's Basketball SID: Joe Browning
 Email: browningj@uncw.edu
 Athletics Website: uncw.sports.com



Towson University

**Monday, January 27 - at Towson; Saturday,
 February 22 - at Hofstra**

Location: Towson, MD
 Nickname: Tigers
 Enrollment: 21,176
 Director of Athletics: Tim Leonard
 Head Coach: Pat Skerry
 Record at School: 19-44/Two years
 Assistant Coaches: Kevin Clark, Jim McCarthy,
 Bruce Shingler
 2012-13 Record: 18-13
 Men's Basketball SID: Megan Bradshaw
 Email: mbradshaw@towson.edu
 Athletics Website: towson.tigers.com



Team Travel

University of Louisville
Louisville, KY
November 12th, 2013

Transportation: Commercial flight
Leaving: November 11, 2013
Hotel: Courtyard Downtown
Louisville
100 South Second Street
Louisville, KY 40202
Returning: November 13

University of Richmond
Richmond, VA
November 19, 2013

Transportation: Coach USA bus
Leaving: November 18, 2013
Hotel: Courtyard by Marriott
Richmond West
6400 West Broad Street
Richmond, VA 23230
Returning: After game

Hall of Fame Tip Off Classic
Uncasville, CT
November 23-24, 2013

Transportation: Peter Pan bus
Leaving: November 22, 2013
Hotel: Holiday Inn Norwich/
Mohegan Sun
10 Laura Blvd
Norwich, CT 06360
Returning: After November 24 game

Southern Methodist University
Frisco, TX
December 7, 2013

Transportation: Commercial flight
Leaving: December 6, 2013
Hotel: Embassy Suites Dallas-Frisco
7600 John Q. Hammons Dr.
Frisco, TX 75034
Returning: After game

Siena College
Albany, NY
December 23, 2013

Transportation: Coach USA bus
Leaving: December 22, 2013
Hotel: Hilton Garden Inn-Albany
Medical Center
62 New Scotland Ave.
Albany, NY 12208
Returning: After game

Tulane University
New Orleans, LA
January 2, 2014

Transportation: Commercial flight
Leaving: January 1, 2014
Hotel: Sheraton Metairie
Four Galleria Blvd
Metairie, LA 70001
Returning: After game

Fairleigh Dickinson University
Hackensack, NJ
January 5th, 2014

Transportation: Coach USA bus
Leaving: January 5, 2014
Returning: After game

University of Delaware
Newark, DE
January 8, 2014

Transportation: Coach USA bus
Leaving: January 7, 2014
Hotel: Embassy Suites
654 South College Ave.
Newark, DE 19713
Returning: After game

UNCW
Wilmington, NC
January 15, 2014

Transportation: Commercial flight
Leaving: January 14, 2014
Hotel: Courtyard by Marriott
Wilmington
151 Van Campen Blvd.
Wilmington, NC 28403
Returning: January 16

Towson University
Towson, MD
January 27, 2014

Transportation: Coach USA bus
Leaving: January 26, 2014
Hotel: Towson University Marriott
10 West Burke Ave.
Towson, MD 21204
Returning: After game

College of Charleston
Charleston, SC
February 1, 2014

Transportation: Commercial flight
Leaving: January 31, 2014
Hotel: TBA
Returning: February 2

Northeastern University
Boston, MA
February 5, 2014

Transportation: Coach USA bus
Leaving: February 4, 2014
Hotel: The Colonnade
120 Huntington Ave.
Boston, MA 02116
Returning: After game

James Madison University
Harrisonburg, VA
February 10, 2014

Transportation: Coach USA bus
Leaving: February 9, 2014
Hotel: Courtyard Marriott
Harrisonburg
1890 Evelyn Byrd Ave.
Harrisonburg, VA 22801
Returning: After game

Drexel University
Philadelphia, PA
February 16, 2014

Transportation: Coach USA bus
Leaving: February 15, 2014
Hotel: Inn at Penn
3600 Sansom St.
Philadelphia, PA 19104
Returning: After game

College of William and Mary
Williamsburg, VA
February 26, 2014

Transportation: Commercial flight
Leaving: February 25, 2014
Hotel: Courtyard Williamsburg Busch
Gardens Area
470 McLaws Circle
Williamsburg, VA 23185
Returning: February 27

CAA Championship
Baltimore, MD
March 7-10, 2014

Transportation: Coach USA bus
Leaving: March 5 or 6, 2014
Hotel: Renaissance Baltimore Harbor
Place
202 East Pratt St.
Baltimore, MD 21202
Returning: After last game



2012-13 Statistics and Results

Final Overall Record: 7-25 CAA Record: 4-14

Player	GP-GS	MIN	TOTAL			3-POINT			FT	FTA	PCT.	OR	DR	TOT	AVG.	PF	A	TO	BS	ST	PTS.	AVG.
			FG	FGA	PCT.	FG	FGA	PCT.														
Jimmy Hall	7-6	224	36	71	.507	0	0	.000	17	29	.586	29	37	66	9.4	15	8	14	10	7	89	12.7
CAA	0-0	0	0	0	.000	0	0	.000	0	0	.000	0	0	0	0.0	0	0	0	0	0	0	0.0
Taran Buie	30-26	964	119	384	.310	53	183	.290	80	119	.672	25	82	107	3.6	52	48	91	5	27	371	12.4
CAA	18-18	596	63	236	.267	30	119	.252	36	54	.667	14	44	58	3.2	27	27	61	3	20	192	10.7
David Imes	31-31	906	86	239	.360	31	115	.270	33	44	.750	45	116	161	5.2	71	27	49	28	21	236	7.6
CAA	18-18	560	57	149	.383	17	70	.243	23	32	.719	28	72	100	5.6	42	23	30	15	17	154	8.6
Stevie Mejia	32-32	1099	113	310	.365	33	98	.337	122	178	.685	23	100	123	3.8	82	132	104	2	63	381	11.9
CAA	18-18	640	69	181	.381	28	69	.406	71	103	.689	9	55	64	3.6	44	73	61	1	38	237	13.2
Shaquille Stokes	7-6	198	22	79	.278	8	22	.364	18	26	.692	4	10	14	2.0	8	18	17	0	10	70	10.0
CAA	0-0	0	0	0	.000	0	0	.000	0	0	.000	0	0	0	0.0	0	0	0	0	0	0	0.0
Jordan Allen	32-25	717	66	123	.537	0	1	.000	28	59	.475	48	46	94	2.9	86	22	28	15	29	160	5.0
CAA	18-17	453	41	76	.539	0	1	.000	14	32	.438	29	23	52	2.9	58	14	18	9	20	96	5.3
Stephen Nwaukoni	25-15	586	62	140	.443	0	0	.000	45	80	.563	73	125	198	7.9	54	9	49	3	8	169	6.8
CAA	14-13	366	34	82	.415	0	0	.000	34	56	.607	43	76	119	8.5	29	7	29	2	5	102	7.3
Moussa Kone	32-16	709	87	169	.515	0	0	.000	34	61	.557	61	79	140	4.4	83	13	32	25	20	208	6.5
CAA	18-4	293	54	95	.568	0	0	.000	19	30	.633	36	39	75	4.2	47	12	14	12	11	127	7.1
Matt Grogan	28-1	289	15	57	.263	12	45	.267	11	13	.846	10	16	26	0.9	25	7	14	4	8	53	1.9
CAA	18-1	178	7	37	.189	6	29	.207	5	5	1.000	6	9	15	0.8	13	4	7	2	6	25	1.4
Dallas Anglin	6-0	84	6	31	.194	4	18	.222	3	3	1.000	2	2	4	0.7	5	7	9	0	3	19	3.2
CAA	0-0	0	0	0	.000	0	0	.000	0	0	.000	0	0	0	0.0	0	0	0	0	0	0	0.0
Daquan Brown	21-0	217	24	53	.453	0	0	.000	8	17	.471	12	17	29	1.4	22	7	15	6	4	56	2.7
CAA	18-0	183	19	39	.487	0	0	.000	8	16	.500	11	17	28	1.6	21	6	13	3	3	46	2.6
Kentrell Washington	7-1	116	6	20	.300	0	4	.000	5	8	.625	5	6	11	1.6	8	5	7	1	0	17	2.4
CAA	0-0	0	0	0	.000	0	0	.000	0	0	.000	0	0	0	0.0	0	0	0	0	0	0	0.0
Adam Savion	18-0	190	8	18	.444	0	0	.000	7	13	.538	6	12	18	1.0	14	7	15	0	3	23	1.3
CAA	13-0	152	3	11	.273	0	0	.000	2	6	.500	2	8	100	0.8	12	6	8	0	3	9	0.7
Darren Payen	20-1	149	8	25	.320	0	0	.000	5	14	.357	8	17	25	1.3	13	2	7	11	0	21	1.1
CAA	13-1	77	1	5	.200	0	0	.000	4	8	.500	4	9	13	1.0	9	0	4	4	0	6	0.5
George Davis	2-0	1	0	0	.000	0	0	.000	0	0	.000	0	0	0	0.0	0	0	0	0	0	0	0.0
CAA	2-0	1	0	0	.000	0	0	.000	0	0	.000	0	0	0	0.0	0	0	0	0	0	0	0.0
Jody Card	1-0	1	0	0	.000	0	0	.000	0	0	.000	0	0	0	0.0	0	0	0	0	0	0	0.0
CAA	1-0	1	0	0	.000	0	0	.000	0	0	.000	0	0	0	0.0	0	0	0	0	0	0	0.0
Total	32	6450	658	1719	.383	141	486	.290	416	664	.627	408	702	1110	34.7	538	312	463	110	203	1873	58.5
CAA	18	3600	348	911	.382	81	288	.281	217	342	.635	218	378	596	33.1	302	172	250	51	123	994	55.2
Opponents	32	6450	755	1741	.434	176	574	.307	446	629	.709	364	786	1150	35.9	608	422	423	157	255	2132	66.6
CAA	18	3600	385	913	.422	90	313	.288	247	349	.708	198	408	606	33.7	313	207	233	80	133	1107	61.5
Team												57	37	94				12				
CAA												36	26	62				5				
Score by Halves		1	2	OT	OT2	Totals																
Hofstra		847	1008	4	14	1873																
Opponents		949	1168	4	11	2132																

201-13 HOFSTRA BASKETBALL RESULTS

Date	Opponent	Score	Att.	Hofstra High Scorer	Hofstra High Rebounder	Date	Opponent	Score	Att.	Hofstra High Scorer	Hofstra High Rebounder
1	11/9 at Monmouth	62-91 L	2307	Mejia 12; Stokes 12	Hall 12	21	1/31 at James Madison*	41-62 L	2986	Imes 10	Nwaukoni 6; Imes 6
2	11/11 at Purdue!	54-83 L	13427	Hall 17	Hall 5	22	2/2 at William & Mary*	59-72 L	3031	Imes 16	Nwaukoni 7; Imes 7
3	11/16 South Dakota State!	66-63 W	3142	Buie 14; Mejia 14	Hall 9	23	2/6 Northeastern*	57-62 L	1879	Nwaukoni 11; Mejia 11	Nwaukoni 13
4	11/17 District of Columbia!	74-59 W	2076	Nwaukoni 13	Nwaukoni 9; Kone 9	24	2/9 at UNC Wilmington*	65-56 W	2901	Mejia 18	Nwaukoni 10
5	11/18 Marshall!	103-100 Wo2	1276	Stokes 26	Hall 14	25	2/13 at Georgia State*	43-61 L	1384	Mejia 18	Mejia 10
6	11/21 at Manhattan	56-67 L	1031	Buie 22	Hall 10	26	2/16 Towson*	50-57 L	2756	Mejia 13	Imes 6
7	11/24 at George Washington	56-80 L	1371	Buie 15	Hall 8	27	2/18 at Drexel*	54-63 L	1744	Mejia 22	Nwaukoni 12
8	12/1 Southern Methodist	47-73 L	3147	Mejia 11	Nwaukoni 8	28	2/20 George Mason*	50-79 L	1506	Buie 12	Buie 6; Kone 6
9	12/4 Wagner	44-52 L	1239	Buie 16	Nwaukoni 11	29	2/20 Old Dominion*	70-59 W	1626	Imes 18	Brown 11
10	12/8 at LIU Brooklyn	84-88 L	1208	Buie 29	Nwaukoni 7	30	2/27 Delaware*	56-57 L	1616	Kone 18	Imes 7
11	12/15 Wright State	57-63 L	1768	Allen 13	Nwaukoni 11	31	3/2 at Towson*	64-67 L	4119	Mejia 22	Kone 5; Imes 5; Mejia 5
12	12/22 vs Tulane	62-83 L	5380	Buie 15	Mejia 8	32	3/9 vs Delaware^	57-62 L	4655	Buie 13; Mejia 13	Buie 8; Mejia 8
13	1/1 at Florida Atlantic	57-61 L	1349	Buie 13; Mejia 13	Nwaukoni 7; Mejia 7						
14	1/7 Georgia State*	52-20 W	1169	Mejia 17	Nwaukoni 8						
15	1/9 at Delaware*	54-69 L	1881	Brown 13	Nwaukoni 11						
16	1/12 William & Mary*	70-59 W	2119	Buie 24	Nwaukoni 9						
17	1/16 at Northeastern*	60-65 L	1951	Imes 19	Nwaukoni 8						
18	1/19 at George Mason*	46-57 L	5810	Buie 14	Nwaukoni 12						
19	1/23 Drexel*	52-55 L	1543	Buie 29	Allen 7						
20	1/26 UNC Wilmington*	51-57 L	2173	Buie 13	Buie 6						

* - Colonial Athletic Association game

! - 2K Sports Classic benefiting Wounded Warrior Project

^ - Colonial Athletic Association Championship (Richmond, VA)

Click on
GAME NUMBER
button to view the Box
Score in your browser

2012-13 Game-by-Game Team Statistics

TEAM	Total		3-Point FGs		FTM	FTA	OR	DR	TR	PF	A	TO	BS	ST	PTS
	FGM	FGA	FGM	FGA											
Hofstra	19	65	4	19	20	30	20	25	45	14	10	23	5	7	62
Monmouth	36	72	7	17	12	13	11	29	40	25	25	14	2	17	91
Hofstra	19	55	3	11	13	23	10	12	22	10	9	17	7	12	54
Purdue	33	64	7	18	10	13	20	30	50	20	21	20	4	8	83
Hofstra	26	60	4	16	10	12	16	18	34	13	9	10	6	3	66
South Dakota	22	52	5	20	14	18	13	19	32	18	9	11	9	7	63
Hofstra	31	63	4	8	8	13	11	39	50	15	12	15	3	4	74
District of Columbia	23	67	4	19	9	15	8	24	32	13	13	6	5	8	59
Hofstra	28	70	7	18	40	57	21	36	57	30	11	14	3	6	103
Marshall	32	73	10	33	26	42	15	28	43	39	21	15	9	5	100
Hofstra	19	49	3	12	15	29	13	21	34	22	10	16	2	5	56
Manhattan	25	55	7	28	10	18	13	27	40	24	17	16	6	6	67
Hofstra	19	60	5	12	13	20	13	14	27	13	7	11	4	10	56
George Washington	34	55	3	6	9	14	8	32	40	19	26	15	8	8	80
Hofstra	15	58	5	18	12	24	16	21	37	11	8	15	4	7	47
Southern Methodist	29	61	6	14	9	13	12	37	49	20	15	18	5	10	73
Hofstra	16	48	4	12	8	19	9	24	33	17	11	16	5	3	44
Wagner	17	53	1	9	17	20	14	30	44	22	5	16	8	11	52
Hofstra	31	54	3	8	19	33	12	21	33	26	12	19	4	5	84
LIU Brooklyn	26	54	7	17	29	39	9	17	26	25	16	12	3	7	88
Hofstra	18	50	5	22	16	22	10	27	37	16	12	16	2	4	57
Wright State	22	55	8	21	11	15	8	25	33	19	15	11	1	8	63
Hofstra	22	58	5	17	13	17	13	21	34	14	11	17	7	3	62
Tulane	33	67	9	23	8	12	14	25	39	17	13	11	6	12	83
Hofstra	25	57	2	8	5	7	14	21	35	15	7	12	4	5	57
Florida Atlantic	20	55	8	24	13	16	13	21	34	15	8	9	7	7	61
Hofstra	21	46	6	18	4	8	9	18	27	14	15	9	4	5	52
Georgia State	18	50	2	20	12	14	14	18	32	13	6	8	5	3	50
Hofstra	20	52	1	10	13	23	11	25	36	14	7	13	2	4	54
Delaware	27	54	4	12	11	17	6	25	31	19	7	9	6	7	69
Hofstra	23	48	5	18	19	28	13	24	37	17	12	10	5	2	70
William & Mary	19	55	4	25	17	26	15	17	32	20	14	6	1	10	59
Hofstra	23	49	8	17	6	11	9	21	30	11	13	17	4	6	60
Northeastern	25	52	8	22	7	9	7	19	26	11	15	12	2	9	57
Hofstra	11	48	1	13	23	31	15	24	39	16	3	15	5	5	46
George Mason	22	55	2	12	11	18	12	28	40	25	8	12	6	9	57
Hofstra	20	48	7	14	5	10	10	22	32	12	14	17	3	7	52
Drexel	21	51	4	16	9	11	9	23	32	13	12	14	5	7	55
Hofstra	17	49	3	18	14	19	13	19	32	17	9	18	2	9	51
UNCW	16	44	11	23	14	17	11	21	32	20	12	21	5	8	57
Hofstra	14	42	3	16	10	16	5	16	21	11	9	11	3	9	41
James Madison	23	50	7	16	9	12	11	25	36	11	15	12	4	7	62
Hofstra	21	59	6	18	11	15	14	16	30	16	8	6	2	4	59
William & Mary	25	44	6	17	16	20	6	27	33	14	18	10	6	2	72
Hofstra	21	52	4	17	11	22	16	24	40	19	12	15	3	8	57
Northeastern	21	50	5	22	15	22	8	20	28	19	11	9	5	9	62
Hofstra	24	60	5	14	12	19	19	23	42	17	8	17	2	9	65
UNCW	20	54	3	14	13	21	14	20	34	18	8	16	4	9	56
Hofstra	12	41	4	18	15	24	13	23	36	19	5	22	3	7	43
Georgia State	20	49	4	16	17	22	7	19	26	19	8	13	3	14	61
Hofstra	20	55	2	10	8	17	11	14	25	20	10	10	3	15	50
Towson	21	41	2	9	13	24	12	29	41	19	14	20	5	5	57
Hofstra	16	41	5	14	17	30	11	25	36	20	7	19	0	6	54
Drexel	19	50	4	19	21	29	10	19	29	24	11	9	1	12	63
Hofstra	15	56	2	18	18	28	17	16	33	18	6	12	4	5	50
George Mason	28	52	8	14	15	19	10	30	40	19	20	13	3	5	79
Hofstra	26	59	7	18	11	17	13	21	34	19	16	10	1	8	70
Old Dominion	21	56	4	22	13	20	18	25	43	20	11	19	4	4	59
Hofstra	20	55	5	17	11	15	15	25	40	22	8	14	4	10	56
Delaware	17	55	5	16	18	26	17	21	38	16	7	12	8	7	57
Hofstra	24	51	7	20	9	9	4	22	26	20	10	15	1	4	64
Towson	22	51	7	18	16	22	11	22	33	13	10	18	7	6	67
Hofstra	22	61	6	17	7	16	12	24	36	20	11	12	3	6	57
Delaware	18	45	4	12	22	32	8	34	42	18	11	16	4	8	62
Hofstra	658	1719	141	486	416	664	408	702	1110	538	312	463	110	203	1873
Opponents	755	1741	176	574	446	629	364	786	1150	608	422	423	157	255	2132



2012-13 Game-by-Game Individual Statistics

Points-Rebounds-Assists

Game	0	1	2	3	4	5	11	12	14	15	20	24	25	31	32	44
	Allen	Hall	Buie	Mejia	Stokes	Imes	Anglin	Payen	Savion	Brown	Grogan	Nwaukoni	Davis	Kone	Card	Washington
@Monmouth	2-1-0	11-12-2	DNP	12-3-4	12-0-0	6-6-0	5-2-4	DNP	DNP	DNP	DNP	4-11-0	DNP	10-6-0	DNP	0-2-0
@Purdue	3-4-0	17-5-1	DNP	4-1-4	6-3-0	5-1-0	3-1-2	DNP	DNP	DNP	0-0-0	0-0-0	DNP	12-4-0	DNP	4-2-2
South Dakota State	2-1-0	8-9-2	14-2-2	14-7-3	9-1-2	3-2-0	0-0-0	DNP	DNP	DNP	DNP	8-5-0	DNP	6-5-0	DNP	2-0-0
District of Columbia	0-1-1	12-8-0	12-2-1	11-7-3	11-2-7	11-7-0	0-0-0	DNP	DNP	DNP	DNP	13-9-0	DNP	2-9-0	DNP	2-2-0
Marshall	2-2-0	16-14-0	9-4-2	22-4-2	26-4-6	9-7-1	DNP	DNP	DNP	DNP	DNP	0-7-0	DNP	14-10-0	DNP	5-0-0
@Manhattan	3-0-0	12-10-2	22-6-0	4-3-4	4-2-1	6-9-0	5-0-0	DNP	DNP	DNP	0-0-1	DNP	DNP	0-1-0	DNP	0-2-2
@George Washington	5-4-0	13-8-1	15-3-0	7-1-2	2-2-2	DNP	6-1-1	DNP	DNP	DNP	0-0-0	DNP	DNP	4-5-0	DNP	4-3-1
Southern Methodist	4-3-0	DNP	10-7-4	11-2-3	DNP	3-3-0	DNP	2-5-1	3-0-0	DNP	7-3-0	4-8-0	DNP	3-5-0	DNP	DNP
Wagner	2-5-1	DNP	16-2-2	5-1-7	DNP	2-6-0	DNP	4-1-0	DNP	DNP	7-3-1	6-11-0	DNP	2-2-0	DNP	DNP
@LIU Brooklyn	3-3-2	DNP	29-3-3	13-4-4	DNP	9-2-1	DNP	7-3-0	5-4-1	DNP	0-0-0	12-7-1	DNP	6-4-0	DNP	DNP
Wright State	13-7-1	DNP	11-3-2	6-3-8	DNP	6-4-0	DNP	0-1-0	0-1-0	DNP	5-2-1	12-11-0	DNP	4-4-0	DNP	DNP
vs. Tulane	8-0-1	DNP	15-3-2	9-8-6	DNP	5-3-0	DNP	2-2-1	6-3-0	2-0-1	7-2-0	4-3-0	DNP	4-2-0	DNP	DNP
@Florida Atlantic	9-5-1	DNP	13-6-2	13-7-3	DNP	5-5-0	DNP	0-0-0	DNP	4-0-0	2-1-0	4-7-1	DNP	7-2-0	DNP	DNP
Georgia State	8-3-3	DNP	12-5-2	17-2-4	DNP	3-5-3	DNP	0-0-0	DNP	0-0-1	0-0-1	7-8-0	DNP	5-1-1	DNP	DNP
@Delaware	8-3-0	DNP	2-2-2	9-4-2	DNP	8-8-2	DNP	0-0-0	0-0-0	13-1-1	0-0-0	7-11-0	DNP	7-5-0	DNP	DNP
William & Mary	5-3-1	DNP	24-2-2	14-3-9	DNP	10-8-0	DNP	0-1-0	0-0-0	2-0-0	0-0-0	7-9-0	0-0-0	8-8-0	DNP	DNP
@Northeastern	4-4-1	DNP	11-5-2	12-3-4	DNP	19-5-3	DNP	0-1-0	DNP	0-0-0	0-0-0	11-8-2	DNP	3-1-1	DNP	DNP
@George Mason	0-6-1	DNP	14-4-0	10-3-2	DNP	5-3-0	DNP	0-3-0	DNP	6-2-0	0-0-0	8-12-0	DNP	3-4-0	DNP	DNP
Drexel	5-7-0	DNP	29-2-2	8-5-6	DNP	8-2-3	DNP	DNP	DNP	0-1-0	0-0-1	2-6-0	DNP	0-6-2	DNP	DNP
UNCW	4-1-1	DNP	13-6-2	11-2-4	DNP	2-2-1	DNP	0-1-0	DNP	2-0-0	0-3-0	10-5-1	DNP	9-5-0	DNP	DNP
@James Madison	2-2-1	DNP	8-2-3	7-1-2	DNP	10-6-0	DNP	DNP	0-1-1	0-0-1	6-2-0	2-6-0	DNP	6-0-1	DNP	DNP
@William & Mary	7-2-1	DNP	9-2-1	11-4-4	DNP	16-7-0	DNP	DNP	0-1-0	3-0-0	3-2-2	10-7-0	DNP	0-3-0	0-0-0	DNP
Northeastern	3-4-0	DNP	10-3-2	11-0-3	DNP	8-8-4	DNP	DNP	2-3-2	6-2-1	0-0-0	11-13-0	DNP	6-5-0	DNP	DNP
@UNCW	6-2-2	DNP	10-2-2	18-4-2	DNP	8-9-0	DNP	DNP	0-1-2	2-2-0	3-1-0	12-10-0	DNP	6-5-0	DNP	DNP
@Georgia State	6-2-0	DNP	2-3-1	18-10-2	DNP	4-7-1	DNP	0-0-0	0-0-0	2-1-0	3-1-0	5-8-1	DNP	3-4-0	DNP	DNP
Towson	9-1-1	DNP	0-1-2	13-1-4	DNP	8-6-1	DNP	0-0-0	2-1-1	0-0-0	0-2-0	7-4-1	DNP	11-5-0	DNP	DNP
@Drexel	6-0-0	DNP	13-1-1	22-6-4	DNP	3-4-0	DNP	0-0-0	3-1-0	0-1-0	0-0-0	3-12-2	DNP	4-4-0	DNP	DNP
George Mason	2-3-0	DNP	12-6-1	8-3-4	DNP	4-2-1	DNP	2-4-0	2-0-0	4-4-0	7-1-0	DNP	0-0-0	9-6-0	DNP	DNP
Old Dominion	10-3-0	DNP	15-5-1	10-2-10	DNP	18-6-1	DNP	2-1-0	0-0-0	6-11-1	0-0-0	DNP	DNP	9-3-3	DNP	DNP
Delaware	5-6-1	DNP	5-3-0	16-6-4	DNP	10-7-1	DNP	2-2-0	0-1-0	0-1-1	0-3-0	DNP	DNP	18-5-1	DNP	DNP
@Towson	6-0-1	DNP	3-4-1	22-5-3	DNP	10-5-2	DNP	0-0-0	0-1-0	0-2-0	3-0-0	DNP	DNP	20-5-3	DNP	DNP
vs. Delaware	8-6-1	DNP	13-8-1	13-8-6	DNP	12-6-2	DNP	0-0-0	0-0-0	4-1-0	0-0-0	DNP	DNP	7-6-1	DNP	DNP



The Last Time It Happened... SEAS

TEAM-GAME

Hofstra scored 90 points or more	2011-12: 93 vs. UNCW, 2/25/12 (93-64)
Hofstra scored 100 points or more	2010-11: 102 vs. Farmingdale State, 11/13/10 (102-62)
Hofstra scored 100 points or more (DI opponent)	2012-13: 103 vs. Marshall, 11/18/12 (103-100 2OT)
Opponent scored 90 points or more	2012-13: 91 by Monmouth, 11/9/12 (91-62)
Opponent scored 100 points or more	2012-13: 100 by Marshall, 11/18/12 (103-100 2OT)
Held an opponent to less than 50 points	2012-13: 50 vs. Georgia State, 1/7/13 (52-50)
Held an opponent to less than 40 points	2009-10: 39 vs. Manhattan, 12/9/09 (44-39)
Hofstra was held below 50 points	2012-13: 43 at Georgia State, 2/13/13
Hofstra was held below 40 points	1998-99: 37 vs. Drexel, 2/28/99 (55-37) – America East Tournament
50 percent from the field	2012-13: .574 at LIU Brooklyn, 12/8/12 (31-54)
60 percent from the field	2006-07: .635 at JMU, 2/24/07 (33-52)
90 percent or better from the foul line	2010-11: 100.0 vs. Delaware, 2/26/11 (15-15)
100 percent from the foul line	2012-13: 100.0 at Towson, 3/2/13 (9-9)
20-point win	2011-12: 93-64 vs. UNCW, 2/25/12
30-point win	2010-11: 102-62 vs. Farmingdale State, 11/13/10
20-point loss	2012-13: 79-50 vs. George Mason, 2/20/13
30-point loss	2011-12: 85-50 vs. Georgia State, 3/2/12
Overtime win	2010-11: 81-78 vs. William & Mary, 2/15/11
Double-overtime win	2012-13: 103-100 vs. Marshall, 11/18/12
Triple-overtime win	2005-06: 92-87 vs. UNCW, 1/14/06
Overtime loss	2007-08: 87-83 vs. UNCW, 12/1/07
Double-overtime loss	2009-10: 74-71 vs. Northeastern, 3/6/10 - CAA
Win on Last-Second Shot	2010-11: 81-78 vs. William & Mary, 2/15/11 (Charles Jenkins – 35-footer)
Loss on Last-Second Shot	2012-13: 55-52 vs. Drexel, 1/23/13 (Frantz Massenat – 50-footer)
5-game winning streak	2009-10: 7 games (2/10/10 – 3/5/10)
10-game winning streak	2000-01: 18 games (1/7/01 – 3/10/01)
5-game losing streak	2012-13: 7 games (1/16/13 – 2/6/13)
10-game losing streak	1993-94: 10 games (12/12/93 – 1/22/94)
Win Over Ranked Team	2005-06: 77-66 vs. #25 George Mason, 2/23/06
Game Against A Ranked Team	2010-11: 107-63 vs. #8 North Carolina, 11/18/10

INDIVIDUAL-GAME

25 or more points	29 by Taran Buie vs. Drexel, 1/23/13
30 or more points	30 by Mike Moore vs. UNCW, 2/25/12
35 or more points	40 by Charles Jenkins at Binghamton, 12/8/10 – OT
40 or more points	40 by Charles Jenkins at Binghamton, 12/8/10 – OT (38 in regulation)
40 or more points (regulation)	40 by Craig "Speedy" Claxton at Maine, 1/21/00
Opponent with 25-29 points	28 by Ricky Tarrant (Tulane), 12/22/12
Opponent with 30-34 points	33 by DeAndre Kane (Marshall), 11/18/12
Opponent with 35-39 points	35 by Jared Cunningham (Oregon State), 11/16/11
Opponent with 40 or more points	42 by Eddie Benton (Vermont), 12/8/95
Two players with 20 points or more	26/22 by Shaquille Stokes/Stevie Mejia vs. Marshall, 11/18/12 – 2OT
Two players with 25 points or more	28/25 by Charles Jenkins/Mike Moore vs. William & Mary, 2/15/11 – OT
Three players with 20 points or more	26/21/20 by Carlos Rivera/Loren Stokes/Antoine Agudio vs. ODU, 2/13/07
Five players in double figures	93-64 win vs. UNCW, 2/25/11 – Nwaukoni, Lester, Moore, Mejia, McLendon
Two players with 10 or more rebounds	14/10 by Jimmy Hall/Moussa Kone vs. Marshall, 11/18/12
Three players with 10 or more rebounds	11/11/10 by Danny Walker/Wendell Gibson/Kenny Adeleke vs. FAU, 11/17/01
15-19 rebounds	17 by David Imes at UNC Wilmington, 2/23/11
20 rebounds	20 by Kenny Adeleke vs. UNCW, 2/15/03
More than 20 rebounds	21 by John Irving vs. Lehigh, 1976-77
20 points and 20 rebounds	25/20 by David Taylor vs. Wagner, 1981-82
Double-double (pts./rebs.)	18 points/10 rebounds vs. Stevie Mejia at Georgia State, 2/13/13
Two players with double-doubles (pts./rebs)	16/14 and 14/10 by Jimmy Hall and Moussa Kone vs. Marshall, 11/18/12
Double-double (pts./assists)	10/10 by Stevie Mejia vs. Old Dominion, 2/24/13
Double-doubles in consecutive games	2: Stephen Nwaukoni (11/13 vs. NU, 2/6/13 and 12/10 at UNCW, 2/9/13)
100 percent from the field (min. 5 made)	5-5 by Stephen Nwaukoni vs. Cleveland State, 11/26/11
100 percent from foul line (min. 5 made)	7-7 by Stevie Mejia at Towson, 3/2/13
100 percent from foul line (min. 10 made)	10-10 by Charles Jenkins vs. Delaware, 1/7/09
100 percent from three-point line (min. 3 made)	4-4 by Chaz Williams vs. Towson, 1/6/10
100 percent from three-point line (min. 5 made)	6-6 by Antoine Agudio vs. Charlotte, 12/15/07
Seven three-pointers	7 by Taran Buie vs. Drexel, 1/23/13 (tied school record)
Six or more three-pointers	7 by Taran Buie vs. Drexel, 1/23/13 (tied school record)
Five or more three-pointers	7 by Taran Buie vs. Drexel, 1/23/13 (tied school record)
Two players with five or more three-pointers	6/5 by Charles Jenkins/Cornelius Vines vs. Georgia State, 2/27/10
Ten assists exactly	10 by Stevie Mejia vs. Old Dominion, 2/24/13
More than 10 assists	15 by Dwan McMillan vs. UNCW, 2/25/12
Five steals or more	7 by Stevie Mejia vs. Towson, 2/16/13
Five blocks or more	5 by Greg Washington vs. William & Mary, 2/15/11 – OT

2012-13 Team **Highs** and **Lows**

		Hofstra	Opponent
Total Points:	High Low	103 vs. Marshall 41 at James Madison	100 by Marshall 50 by Georgia State
Total Field Goals:	High Low	31 at LIU Brooklyn 11 at George Mason	36 by Monmouth 16 by UNCW
Total Field Goals Att.:	High Low	70 vs. Marshall 41 at Drexel	73 by Marshall 41 by Towson
Total Field Goal Pct.:	High Low	.574 at LIU Brooklyn .229 at George Mason	.618 by George Washington .309 by Delaware
3-Point Field Goals:	High Low	8 at Northeastern 1 at George Mason	11 by UNCW 1 by Wagner
3-Point FG Att.:	High Low	22 vs. Wright State 8 at Florida Atlantic	33 by Marshall 6 by George Washington
3-Point FG Pct.:	High Low	.500 vs. Drexel .077 at George Mason	.571 by George Mason .100 by Georgia State
Free Throws Made:	High Low	40 vs. Marshall 4 vs. Georgia State	29 by LIU Brooklyn 7 by Northeastern
Free Throws Att.:	High Low	57 vs. Marshall 7 at Florida Atlantic	42 by Marshall 9 by Northeastern
Free Throw Pct.:	High Low	1.000 at Towson .421 vs. Wagner	.923 by Monmouth .542 by Towson
Total Rebounds:	High Low	57 vs. Marshall 21 at James Madison	50 by Purdue 26 by Georgia State
Assists:	High Low	16 vs. Old Dominion 3 at George Mason	26 by George Washington 5 by Wagner
Blocked Shots:	High Low	7 vs. Tulane 0 at Drexel	9 by Marshall 1 by Drexel
Steals:	High Low	15 vs. Towson 2 vs. William & Mary	17 by Monmouth 2 by William & Mary
Turnovers:	High Low	23 at Monmouth 6 at William & Mary	21 by UNCW 6 by William & Mary
Personal Fouls:	High Low	30 vs. Marshall 10 at Purdue	39 by Marshall 11 James Madison



In 2012-13, Hofstra was... SEASO

7-25 overall

4-15 against the Colonial Athletic Association

0-3 against the Northeast Conference

0-1 against the Big Ten Conference

1-0 against the Summit League

1-0 against the East Coast Conference (Division II)

1-2 against Conference-USA

0-1 against the Metro Atlantic Athletic Conference

0-1 against the Atlantic-10

0-1 against the Horizon League

0-1 against the Sun Belt Conference

0-0 in overtime

1-0 in double overtime

3-7 in games decided by 5 points or less

1-1 on Mondays

0-2 on Tuesdays

0-8 on Wednesdays

0-1 on Thursdays

1-1 on Fridays

3-11 on Saturdays

2-1 on Sundays

4-14 when playing night games

3-11 when playing afternoon games

1-20 when scoring less than 60 points

2-3 when scoring 60-69 points

3-0 when scoring 70-79 points

0-1 when scoring 80-89 points

1-0 when scoring 100+ points

5-6 when opponents score less than 60 points

1-11 when opponents score 60-69 points

0-3 when opponents score 70-79 points

0-4 when opponents score 80-89 points

0-1 when opponents score 90-99 points

1-0 when opponents score 100+ points

0-1 when shooting 50% or better from the field

2-2 when shooting between 45-50% from the field

5-3 when shooting between 40-45% from the field

0-19 when shooting less than 40% from the field

0-7 when opponents shoot 50% or better from the field

0-6 when opponents shoot between 45-50%

2-7 when opponents shoot between 40-45%

3-3 when opponents shoot between 35-40%

2-2 when opponents shoot less than 35%

1-1 when shooting 50% or better on threes

0-2 when shooting 40-50% on threes

4-6 when shooting 30-39% on threes

2-16 when shooting less than 30% on threes

0-2 when opponents shoot 50% or better on threes

0-5 when opponents shoot 40-50% on threes

1-10 when opponents shoot 30-39% on threes

6-8 when opponents shoot less than 30% on threes

0-0 when making 10 or more three-pointers

5-11 when making 5-9 three-pointers

2-14 when making 0-4 three-pointers

1-1 when opponents make 10 or more three-pointers

1-15 when opponents make 5-9 three-pointers

5-9 when opponents make 0-4 three-pointers

2-15 when shooting more free throws than opponent

5-9 when opponent shoots more free throws

0-1 when free throws are even

3-8 when having fewer turnovers than opponent

4-15 when opponent has fewer turnovers

0-2 when turnovers are even

5-9 when out-rebounding opponent

2-14 when opponent out-rebounds Hofstra

0-2 when rebounds are even

2-0 with 15+ assists

3-12 with 10-14 assists

2-13 with less than 10 assists

0-4 with 10 or more steals

4-15 with 5-9 steals

3-6 with less than 5 steals

4-6 when winning the opening tip

3-19 when opponent wins opening tip

4-6 when scoring first

3-19 when opponent scores first

4-7 when leading at halftime

3-17 when trailing at halftime

0-1 when tied at halftime

7-1 when leading with 2:00 to play in regulation

0-24 when trailing with 2:00 to play

0-0 when tied with 2:00 to play

2-3 when playing on television

5-22 when not on television

1-0 when six players score in double figures

0-0 when five players score in double figures

2-2 when four players score in double figures

2-8 when three players score in double figures

2-8 when two players score in double figures

0-7 when one player scores in double figures

7-15 when Stevie Mejia scored 10 or more

1-5 when Moussa Kone scored 10 or more

6-16 when Taran Buie scored 10 or more

3-6 when David Imes scored 10 or more

2-6 when Stephen Nwaukoni scored 10 or more

1-1 when Jordan Allen scored 10 or more

0-1 when Daquan Brown scored 10 or more

3-9* when Stevie Mejia led in scoring

2-11* when Taran Buie led in scoring

1-1* when Stephen Nwaukoni led in scoring

0-1* when Jordan Allen led in scoring

0-1* when Daquan Brown led in scoring

1-3* when David Imes led in scoring

0-1* when Moussa Kone led in scoring

1-2* when Moussa Kone led in rebounding

4-12* when Stephen Nwaukoni led in rebounding

0-5* when Stevie Mejia led in rebounding

0-1* when Jordan Allen led in rebounding

0-3* when Taran Buie led in rebounding

0-5* when David Imes led in rebounding

1-0* when Daquan Brown led in rebounding

5-22* when Stevie Mejia led in assists

1-3* when Taran Buie led in assists

0-2* when David Imes led in assists

1-0* when Jordan Allen led in assists

1-0* when Adam Savion led in assists

0-1* when Moussa Kone led in assists

* ties included



2012-13 CAA Standings

	CONFERENCE			OVERALL		
	W	L	Pct	W	L	Pct
Northeastern	14	4	.778	20	13	.581
Towson	13	5	.722	18	13	.581
Delaware	13	5	.722	19	14	.576
James Madison	11	7	.611	21	15	.583
George Mason	10	8	.556	22	16	.579
Georgia State	10	8	.556	15	16	.484
Drexel	9	9	.500	13	18	.419
William & Mary	7	11	.389	13	17	.433
UNCW	5	13	.278	10	20	.33
Hofstra	4	14	.222	7	25	.219
Old Dominion	3	15	.167	5	25	.167

2012-13 Postseason Awards

First Team All-CAA

Jerrelle Benimon, Jr., F, Towson
 R.J. Hunter, Fr., G, Georgia State
 Keith Rendleman, Sr., F, UNCW
 Devon Saddler, Jr., G, Delaware
 Joel Smith, Sr., G, Northeastern

CAA All-Rookie Team

Jerome Hairston, Fr., G, Towson
 R.J. Hunter, Fr., G, Georgia State
 Andre Nation, Fr., G, James Madison
 Keenan Palmore, Fr., G, Old Dominion
 David Walker, Fr., G, Northeastern

Second Team All-CAA

Jamelle Hagins, Sr., F, Delaware
 Damion Lee, So., G, Drexel
 Frantz Massenat, Jr., G, Drexel
 Marcus Thornton, So., G, William & Mary
 Sherrod Wright, Jr., G, George Mason

Player of the Year: Jerrelle Benimon, Towson

Coach of the Year: Pat Skerry, Towson

Rookie of the Year: R.J. Hunter, Georgia State

Defensive Player of the Year: Jamelle Hagins, Delaware

Dean Ehlers Award: Jonathan Lee, Northeastern

Third Team All-CAA

Quincy Ford, So., F/G, Northeastern
 Rayshawn Goins, Sr., F, James Madison
 Jonathan Lee, Sr., G, Northeastern
 Devon Moore, Sr., G, James Madison
 Tim Rusthoven, Jr., F, William & Mary
 Jarvis Threatt, So., G, Delaware



2012-13 CAA SEASON

2012-13 CAA Basketball Team Statistics

SCORING OFFENSE

##	Team	G	W-L	Pts	Avg/G
1.	Delaware	33	19-14	2276	69.0
2.	Northeastern	33	20-13	2273	68.9
3.	William & Mary	30	13-17	2064	68.8
4.	Towson	31	18-13	2125	68.5
5.	Georgia State	31	15-16	2114	68.2
6.	George Mason	38	22-16	2587	68.1
7.	James Madison	36	21-15	2346	65.2
8.	Old Dominion	30	5-25	1947	64.9
9.	UNCW	30	10-20	1899	63.3
10.	Drexel	31	13-18	1953	63.0
11.	Hofstra	32	7-25	1873	58.5

SCORING DEFENSE

##	Team	G	Pts	Avg/G
1.	Drexel	31	1956	63.1
2.	James Madison	36	2326	64.6
3.	George Mason	38	2504	65.9
4.	Hofstra	32	2132	66.6
5.	Towson	31	2066	66.6
6.	Georgia State	31	2075	66.9
7.	William & Mary	30	2048	68.3
8.	Northeastern	33	2254	68.3
9.	Delaware	33	2275	68.9
10.	UNCW	30	2111	70.4
11.	Old Dominion	30	2128	70.9

SCORING MARGIN

##	Team	G	OFF	DEF	Margin
1.	George Mason	38	68.1	65.9	+2.2
2.	Towson	31	68.5	66.6	+1.9
3.	Georgia State	31	68.2	66.9	+1.3
4.	Northeastern	33	68.9	68.3	+0.6
5.	James Madison	36	65.2	64.6	+0.6
6.	William & Mary	30	68.8	68.3	+0.5
7.	Delaware	33	69.0	68.9	+0.0
8.	Drexel	31	63.0	63.1	-0.1
9.	Old Dominion	30	64.9	70.9	-6.0
10.	UNCW	30	63.3	70.4	-7.1
11.	Hofstra	32	58.5	66.6	-8.1

FREE THROW PERCENTAGES

##	Team	G	FTM	FTA	Pct
1.	Delaware	33	580	769	.754
2.	Northeastern	33	506	672	.753
3.	Drexel	31	412	553	.745
4.	George Mason	38	540	745	.725
5.	Georgia State	31	417	586	.712
6.	William & Mary	30	405	571	.709
7.	James Madison	36	499	714	.699
8.	Old Dominion	30	395	598	.661
9.	Towson	31	449	687	.654
10.	UNCW	30	381	593	.642
11.	Hofstra	32	416	664	.627

FIELD GOAL PERCENTAGES

##	Team	G	FG	FGA	Pct
1.	William & Mary	30	718	1536	.467
2.	Northeastern	33	768	1733	.443
3.	Towson	31	754	1717	.439
4.	Georgia State	31	739	1685	.439
5.	George Mason	38	922	2113	.436
6.	Delaware	33	776	1833	.423
7.	James Madison	36	818	1941	.421
8.	UNCW	30	679	1627	.417
9.	Drexel	31	680	1651	.412
10.	Old Dominion	30	707	1727	.409
11.	Hofstra	32	658	1719	.383

FIELD GOAL PCT DEFENSE

##	Team	G	FG	FGA	Pct
1.	Towson	31	709	1789	.396
2.	Delaware	33	811	1972	.411
3.	George Mason	38	822	1990	.413
4.	James Madison	36	798	1865	.428
5.	William & Mary	30	755	1742	.433
6.	Hofstra	32	755	1741	.434
7.	Drexel	31	659	1519	.434
8.	Georgia State	31	708	1625	.436
9.	UNCW	30	753	1675	.450
10.	Old Dominion	30	731	1611	.454
11.	Northeastern	33	840	1798	.467

3-POINT FG PCT

##	Team	G	FG	FGA	Pct
1.	William & Mary	30	223	596	.374
2.	Northeastern	33	231	622	.371
3.	Georgia State	31	219	611	.358
4.	George Mason	38	203	588	.345
5.	UNCW	30	160	475	.337
6.	James Madison	36	211	628	.336
7.	Drexel	31	181	540	.335
8.	Towson	31	168	524	.321
9.	Delaware	33	144	466	.309
10.	Hofstra	32	141	486	.290
11.	Old Dominion	30	138	506	.273

OFFENSIVE REBOUNDING

##	Team	G	Reb	Avg/G
1.	Old Dominion	30	437	14.6
2.	Towson	31	430	13.9
3.	Hofstra	32	408	12.8
4.	George Mason	38	448	11.8
5.	Delaware	33	381	11.5
6.	UNCW	30	339	11.3
7.	Drexel	31	347	11.2
8.	James Madison	36	365	10.1
9.	Northeastern	33	328	9.9
10.	Georgia State	31	302	9.7
11.	William & Mary	30	260	8.7

ONLINE PREVIEW

CAA

2012-13 CAA Basketball Team Statistics

DEFENSIVE REBOUNDING

##	Team	G	Reb	Avg/G
1.	Delaware	33	861	26.1
2.	Towson	31	804	25.9
3.	William & Mary	30	739	24.6
4.	George Mason	38	873	23.0
5.	Drexel	31	707	22.8
6.	UNCW	30	683	22.8
7.	James Madison	36	814	22.6
8.	Old Dominion	30	670	22.3
9.	Georgia State	31	683	22.0
10.	Hofstra	32	702	21.9
11.	Northeastern	33	662	20.1

REBOUNDING MARGIN

##	Team	G	TEAM	Avg	OPP	Avg	Margin
1.	Towson	31	1234	39.8	1030	33.2	+6.6
2.	Drexel	31	1054	34.0	944	30.5	+3.5
3.	Old Dominion	30	1107	36.9	1020	34.0	+2.9
4.	Delaware	33	1242	37.6	1177	35.7	+2.0
5.	George Mason	38	1321	34.8	1275	33.6	+1.2
6.	William & Mary	30	999	33.3	993	33.1	+0.2
7.	Hofstra	32	1110	34.7	1150	35.9	-1.2
8.	UNCW	30	1022	34.1	1066	35.5	-1.5
9.	James Madison	36	1179	32.8	1237	34.4	-1.6
10.	Georgia State	31	985	31.8	1044	33.7	-1.9
11.	Northeastern	33	990	30.0	1085	32.9	-2.9

BLOCKED SHOTS

##	Team	G	Blocks	Avg/G
1.	Towson	31	169	5.5
2.	Old Dominion	30	141	4.7
3.	James Madison	36	166	4.6
4.	Delaware	33	151	4.6
5.	UNCW	30	126	4.2
6.	Georgia State	31	127	4.1
7.	Hofstra	32	110	3.4
8.	William & Mary	30	91	3.0
9.	George Mason	38	103	2.7
10.	Northeastern	33	83	2.5
11.	Drexel	31	58	1.9

ASSISTS

##	Team	G	Assists	Avg/G
1.	William & Mary	30	428	14.3
2.	Northeastern	33	453	13.7
3.	Old Dominion	30	376	12.5
4.	George Mason	38	473	12.4
5.	James Madison	36	423	11.8
6.	Drexel	31	363	11.7
7.	Georgia State	31	362	11.7
8.	UNCW	30	338	11.3
9.	Towson	31	315	10.2
10.	Hofstra	32	312	9.8
11.	Delaware	33	319	9.7

STEALS

##	Team	G	Steals	Avg/G
1.	Northeastern	33	259	7.8
2.	Georgia State	31	240	7.7
3.	James Madison	36	272	7.6
4.	George Mason	38	280	7.4
5.	Old Dominion	30	215	7.2
6.	Hofstra	32	203	6.3
7.	UNCW	30	184	6.1
8.	Delaware	33	178	5.4
9.	William & Mary	30	154	5.1
10.	Towson	31	159	5.1
11.	Drexel	31	158	5.1

ASSIST/TURNOVER RATIO

##	Team	G	Asst	Avg	Turn	Avg	Ratio
1.	William & Mary	30	428	14.3	391	13.0	1.1
2.	Northeastern	33	453	13.7	427	12.9	1.1
3.	James Madison	36	423	11.8	401	11.1	1.1
4.	Georgia State	31	362	11.7	358	11.5	1.0
5.	Drexel	31	363	11.7	366	11.8	1.0
6.	George Mason	38	473	12.4	516	13.6	0.9
7.	Old Dominion	30	376	12.5	412	13.7	0.9
8.	UNCW	30	338	11.3	428	14.3	0.8
9.	Delaware	33	319	9.7	418	12.7	0.8
10.	Towson	31	315	10.2	460	14.8	0.7
11.	Hofstra	32	312	9.8	463	14.5	0.7

3-POINT FG MADE

##	Team	G	3FG	Avg/G
1.	William & Mary	30	223	7.4
2.	Georgia State	31	219	7.1
3.	Northeastern	33	231	7.0
4.	James Madison	36	211	5.9
5.	Drexel	31	181	5.8
6.	Towson	31	168	5.4
7.	George Mason	38	203	5.3
8.	UNCW	30	160	5.3
9.	Old Dominion	30	138	4.6
10.	Hofstra	32	141	4.4
11.	Delaware	33	144	4.4



2012-13 CAA Basketball Individual Statistics

To be ranked, a player must appear in at least 75.0% of their team's games.

SCORING

#	Player-Team	G	Pts	Avg/G
1.	Saddler, Devon – UD	33	656	19.9
2.	Thornton, Marcus – W&M	30	565	18.8
3.	Lee, Damion – DU	27	463	17.1
4.	Benimon, Jarrelle – TU	31	530	17.1
5.	Rendleman, Keith – UNCW	30	511	17.0
6.	Hunter, R.J. – GSU	31	527	17.0
7.	Wright, Sherrod – GMU	38	632	16.6
8.	Smith, Joel – NU	31	499	16.1
9.	White, Devonta – GSU	31	458	14.8
10.	Massenat, Frantz – DU	31	457	14.7

REBOUNDING

#	Player-Team	G	TOT	Avg/G
1.	Benimon, Jarrelle – TU	31	346	11.2
2.	Hagins, Jamelle – UD	33	353	10.7
3.	Rendleman, Keith – UNCW	30	314	10.5
4.	McCoy, Daryl – DU	29	249	8.6
5.	Painter, DeShawn – ODU	30	253	8.4
6.	Nwaukoni, Stephen – HU	25	198	7.9
7.	Goins, Rayshawn – JMU	35	257	7.3
8.	Dixon, Bilal – TU	31	225	7.3
9.	Rusthoven, Tim – W&M	30	211	7.0
10.	Ruffin, Dartaye – DU	30	205	6.8

FIELD GOAL PCT (Min. 4.0 made per game)


#	Player-Team	G	FG	FGA	Pct
1.	Rusthoven, Tim – W&M	30	168	300	.560
2.	Hagins, Jamelle – UD	33	148	271	.546
3.	Rendleman, Keith – UNCW	30	187	347	.539
4.	Benimon, Jarrelle – TU	31	188	353	.533
5.	Britt, Brandon – W&M	30	141	289	.488
6.	Smith, Joel – NU	31	161	332	.485
7.	Davis, A.J. – JMU	35	152	316	.481
8.	Wright, Sherrod – GMU	38	202	434	.465
9.	Thornton, Marcus – W&M	30	181	411	.440
10.	Hunter, R.J. – GSU	31	175	399	.439

ASSISTS

#	Player-Team	G	Assists	Avg/G
1.	Moore, Devon – JMU	35	172	4.9
2.	Massenat, Frantz – UD	31	131	4.2
3.	Mejia, Stevie – HU	32	132	4.1
4.	Allen, Bryon – GMU	38	151	4.0
5.	White, Devonta – GSU	31	121	3.9
6.	Dixon, Chris – UNCW	29	95	3.3
7.	Threatt, Jarvis – UD	30	97	3.2
8.	Palmore, Keenan – ODU	29	88	3.0
9.	Hill, Donte – ODU	30	86	2.9
10.	Smith, Joel – NU	31	88	2.8

FREE THROW PCT (Min. 2.0 made per game)

#	Player-Team	G	FTM	FTA	Pct
1.	Smith, Joel – NU	31	94	109	.862
2.	Lee, Damion – DU	27	97	117	.829
3.	Thornton, Marcus – W&M	30	110	133	.827
4.	Saddler, Devon – UD	33	168	205	.820
5.	Arledge, Jonathan – GMU	38	79	97	.814
6.	Massenat, Frantz – DU	31	128	158	.810
7.	Atkins, Manny – GSU	31	90	113	.796
8.	Threatt, Jarvis – UD	30	151	191	.791
9.	Ford, Quincy – NU	33	104	132	.788
10.	Wright, Sherrod – GMU	38	18	233	.777



Stephen Nwaukoni

ONLINE REVIEW

CAA

2011-12 CAA Basketball Individual Statistics

STEALS

##	Player-Team	G	Steals	Avg/G
1.	Mejia, Stevie – HU	32	63	2.0
2.	Palmore, Keenan – ODU	29	55	1.9
3.	Threatt, Jarvis – UD	30	54	1.8
4.	Rendleman, Keith – UNCW	30	53	1.8
5.	Hunter, R.J. – GSU	31	53	1.7
6.	White, Devonta – GSU	31	52	1.7
7.	Atkins, Manny – GSU	31	48	1.5
8.	Nation, Andre – JMU	35	52	1.5
9.	Allen, Bryon – GMU	38	51	1.3
10.	Edwards, Corey – GMU	38	50	1.3

3-POINT FG PCT (Min. 1.5 made per game)

##	Player-Team	G	3FG	FGA	Pct
1.	Thornton, Marcus – W&M	30	93	214	.435
2.	Smith, Joel – NU	31	83	193	.430
3.	Atkins, Manny – GSU	31	54	131	.412
4.	Davis, A.J. – JMU	35	70	188	.372
5.	Hunter, R.J. – GSU	31	73	200	.365
6.	Lee, Damion – DU	27	62	172	.360
7.	Saddler, Devon – UD	33	56	166	.337
8.	Anderson, Kyle – UD	33	62	184	.337
9.	Massenat, Frantz – DU	31	47	145	.324
10.	Batten, Dimitri – ODU	30	48	149	.322

3-POINT FG MADE

##	Player-Team	G	3FG	Avg/G
1.	Thornton, Marcus – W&M	30	93	3.1
2.	Smith, Joel – NU	31	83	2.7
3.	Hunter, R.J. – GSU	31	73	2.4
4.	Lee, Damion – DU	27	62	2.3
5.	Davis, A.J. – JMU	35	70	2.0
6.	Anderson, Kyle – UD	33	62	1.9
7.	Buie, Taran – HU	30	53	1.8
8.	Atkins, Manny – GSU	31	54	1.7
9.	Saddler, Devon – UD	33	56	1.7
10.	Batten, Dimitri – ODU	30	48	1.6

BLOCKED SHOTS

##	Player-Team	G	Blocks	Avg/G
1.	Hagins, Jamelle – UD	33	80	2.4
2.	Vincent, James – GSU	31	70	2.3
3.	Benimon, Jarrelle – TU	31	60	1.9
4.	Ross, Richard – ODU	30	57	1.9
5.	Rendleman, Keith – UNCW	30	47	1.6
6.	Williams, Cedrick – UNCW	30	43	1.4
7.	Nation, Andre – JMU	35	47	1.3
8.	Dixon, Bilal – TU	31	38	1.2
9.	Copes, Erik – GMU	34	39	1.1
10.	Damas, Marcus – TU	30	31	1.0

ASSIST/TURNOVER RATIO (Min. 3.0 assists/game)

##	Player-Team	G	Asst	Turn	Ratio
1.	Allen, Bryon – GMU	38	151	72	2.1
2.	Moore, Devon – JMU	35	172	85	2.0
3.	Massenat, Frantz – DU	31	131	72	1.8
4.	Palmore, Keenan – ODU	29	88	53	1.7
5.	White, Devonta – GSU	31	121	93	1.3
6.	Threatt, Jarvis – UD	30	97	75	1.3
7.	Mejia, Stevie – HU	32	132	104	1.3
8.	Dixon, Chris – UNCW	29	95	82	1.2



Stevie Mejia



2013-14 CAA Men's Basketball

Nov. 8	Delaware at Richmond Monmouth at Hofstra James Madison at Virginia William & Mary at Hampton Navy at Towson UNCW at Iowa Drexel at UCLA	7 p.m. 7 p.m. 7 p.m. 7 p.m. 7:30 p.m. 9:30 p.m. 12 a.m.	Nov. 28	College of Charleston vs. San Diego State (Wooden Legacy)	8:30 p.m.
Nov. 9	College of Charleston at Louisville	1 p.m.	Nov. 29	The Citadel at Towson (Battle 4 Atlantis Mainland) Stephen F. Austin at UNCW Northeastern at VCU Coll. of Charleston vs. Creighton/ Arizona State (Wooden Legacy)	5 p.m. 7 p.m. 7 p.m. TBA
Nov. 10	Northeastern vs. Boston University (@TD Garden) UNCW at Iowa State Charleston Southern at Delaware Fairleigh Dickinson at Hofstra	12:30 p.m. 1 p.m. 2 p.m. 4 p.m.	Nov. 30	Abilene Christian at Towson (Battle 4 Atlantis Mainland) Robert Morris at Delaware Manhattan at Hofstra James Madison at Richmond William & Mary at Howard	1 p.m. TBA 4 p.m. 6 p.m. 7 p.m.
Nov. 12	Charlotte at College of Charleston Hofstra at Louisville (Naismith Hall of Fame Tip-Off) Liberty at William & Mary Morgan State at Towson Drexel at Illinois State	7 p.m. 7 p.m. 7 p.m. 7:30 p.m. 8 p.m.	Dec. 1	College of Charleston at Wooden Legacy UNCW at East Carolina	TBA 5 p.m.
Nov. 13	Northeastern at Stony Brook UNCW at Charleston Southern	7 p.m. 7:30 p.m.	Dec. 3	Campbell at UNCW Delaware at Charleston Southern	7 p.m. 7:30 p.m.
Nov. 14	Temple at Towson William & Mary at Wichita State	7:30 p.m. 8 p.m.	Dec. 4	Sacred Heart at Hofstra Harvard at Northeastern Richmond at William & Mary Cleveland State at Drexel	7 p.m. 7 p.m. 7 p.m. 7 p.m.
Nov. 15	UNC Asheville at College of Charleston James Madison at Northern Illinois (NIU Tournament)	7:30 p.m. 9 p.m.	Dec. 6	James Madison vs. Sam Houston State (Lumberjack Classic) Towson at Stephen F. Austin (Lumberjack Classic)	7 p.m. 9 p.m.
Nov. 16	Central Connecticut at Northeastern James Madison vs. Milwaukee (NIU Tournament) Wingate at UNCW	4 p.m. 6:30 p.m. 7 p.m.	Dec. 7	Hofstra at SMU (@Frisco, Texas) William & Mary at Wofford Delaware at Notre Dame Tennessee State at Drexel Towson vs. Sam Houston State (Lumberjack Classic) UAB at Northeastern James Madison at Stephen F. Austin (Lumberjack Classic)	1 p.m. 2 p.m. 4 p.m. 4 p.m. 6:30 p.m. 7 p.m. 9 p.m.
Nov. 17	James Madison vs. San Jose State (NIU Tournament) Delaware at Hampton Towson at Villanova	2 p.m. 2 p.m. 5 p.m.	Dec. 10	Central Penn at Towson	7:30 p.m.
Nov. 18	Drexel vs. Elon (NIT Season Tip-Off at Rutgers) UNCW at Liberty Miami (Fla.) at College of Charleston	5 p.m. 7 p.m. 7:30 p.m.	Dec. 12	Coker at College of Charleston	7 p.m.
Nov. 19	Detroit at James Madison Delaware at Army Hofstra at Richmond (Naismith Hall of Fame Tip-Off) Drexel vs. Rutgers/Canisius (NIT Season Tip-Off at Rutgers)	7 p.m. 7 p.m. 7 p.m. TBA	Dec. 14	James Madison at High Point	7 p.m.
Nov. 20	High Point at William & Mary	7 p.m.	Dec. 15	Central Connecticut at Hofstra Northeastern at Fairfield Manhattan at UNCW Drexel at Davidson Marist at College of Charleston	1 p.m. 1 p.m. 2 p.m. 2 p.m. 2 p.m.
Nov. 21	Northeastern vs. Georgetown (Puerto Rico Tip-Off) UNCW at Western Kentucky	12:30 p.m. 8 p.m.	Dec. 16	Delaware at North Dakota State	8 p.m.
Nov. 22	Delaware at Villanova Northeastern vs. Charlotte/Kansas State (Puerto Rico) Towson at Kansas	7 p.m. TBA 8 p.m.	Dec. 18	College of Charleston at Old Dominion Delaware at Ohio State Drexel at Saint Joseph's James Madison at UNCG Towson at Oregon State	7 p.m. 7 p.m. 7 p.m. 7 p.m. 10 p.m.
Nov. 23	William & Mary at Rutgers James Madison at Valparaiso Hofstra vs. Hartford (Naismith Hall of Fame Tip-Off) Furman at College of Charleston UNCW at Marshall	2 p.m. 3 p.m. 5:30 p.m. 6 p.m. 7 p.m.	Dec. 20	Goucher at William & Mary	7 p.m.
Nov. 24	Hofstra vs. Belmont/Holy Cross (Hall of Fame Tip-Off) Northeastern at Puerto Rico Tip-Off Tournament	6/8 p.m. TBA	Dec. 21	Old Dominion at UNCW James Madison vs. Hampton (Holiday Hoops Cl./Richmond, Va.) Kent State at College of Charleston Northeastern vs. Milwaukee (@Tulane Classic) Towson at North Dakota State Delaware vs. Bryant (@Madison Square Garden)	2 p.m. 3 p.m. 3 p.m. 6 p.m. 8 p.m. 9:30 p.m.
Nov. 25	Delaware at Delaware State	7 p.m.	Dec. 22	St. Francis (Pa.) at Drexel Northeastern at Tulane (Tulane Classic)	2 p.m. 6 p.m.
Nov. 26	Campbellsville at UNCW UMBC at Towson	7 p.m. 7:30 p.m.			
Nov. 27	James Madison at Winthrop VMI at William & Mary	7 p.m. 7 p.m.			



all Composite Schedule

Dec. 23	Hofstra at Siena	7 p.m.	Jan. 29	*Delaware at William & Mary *Drexel at Hofstra *James Madison at Northeastern *Towson at UNCW	7 p.m. 7 p.m. 7 p.m. 7 p.m.
Dec. 28	George Washington at Hofstra UNCW at UNC Asheville	4 p.m. 4:30 p.m.	Feb. 1	*UNCW at Delaware *Hofstra at College of Charleston *Drexel at Towson	12 p.m. 4 p.m. 4:30 p.m.
Dec. 29	College of Charleston at The Citadel Buffalo at Drexel William & Mary at West Virginia (@Charleston, WV)	2 p.m. 2 p.m. 3 p.m.	Feb. 2	*William & Mary at James Madison	2:30 p.m.
Dec. 30	Delaware at St. Bonaventure NJIT at Hofstra New Hampshire at Towson Ball State at James Madison	5 p.m. 7 p.m. 7:30 p.m. 8 p.m.	Feb. 3	*Northeastern at Delaware *UNCW at Drexel	7 p.m. 7 p.m.
Dec. 31	Richmond at Northeastern UNCW at North Carolina	2 p.m. 5 p.m.	Feb. 4	*James Madison at Towson	7 p.m.
Jan. 1	College of Charleston at Davidson Liberty at Delaware Old Dominion at William & Mary	2 p.m. 3 p.m. 7 p.m.	Feb. 5	*College of Charleston at Delaware *Hofstra at Northeastern *William & Mary at UNCW	7 p.m. 7 p.m. 7 p.m.
Jan. 2	Hofstra at Tulane	2 p.m.	Feb. 8	*College of Charleston at Towson *James Madison at Drexel *UNCW at Hofstra *William & Mary at Northeastern	2 p.m. 4 p.m. 7 p.m. 7 p.m.
Jan. 3	Drexel at Southern Mississippi	2 p.m.	Feb. 10	*Hofstra at James Madison	7 p.m.
Jan. 4	Cal Poly at Delaware Towson at Coppin State Howard at College of Charleston *James Madison at UNCW Northeastern at Vanderbilt William & Mary at Western Illinois	2 p.m. 4 p.m. 4 p.m. 7 p.m. 7 p.m. 8 p.m.	Feb. 12	*James Madison at Delaware *Northeastern at UNCW	7 p.m. 7 p.m.
Jan. 5	Hofstra at Fairleigh Dickinson	4 p.m.	Feb. 13	*Drexel at College of Charleston	7 p.m.
Jan. 7	*James Madison at College of Charleston	7 p.m.	Feb. 15	*UNCW at James Madison *Towson at William & Mary *Northeastern at College of Charleston	12 p.m. 4 p.m. 7 p.m.
Jan. 8	*Hofstra at Delaware *UNCW at Northeastern *Drexel at William & Mary	7 p.m. 7 p.m. 7 p.m.	Feb. 16	*Hofstra at Drexel	8 p.m.
Jan. 11	*Northeastern at Drexel *UNCW at Towson *Delaware at James Madison *College of Charleston at Hofstra	2 p.m. 2 p.m. 4 p.m. 4 p.m.	Feb. 17	*Delaware at Towson *UNCW at William & Mary	7 p.m. 7 p.m.
Jan. 13	*College of Charleston at Northeastern	7 p.m.	Feb. 19	*William & Mary at College of Charleston *Delaware at Hofstra *Drexel at James Madison	7 p.m. 7 p.m. 7 p.m.
Jan. 14	*Towson at Drexel	7 p.m.	Feb. 20	*Towson at Northeastern	7 p.m.
Jan. 15	*William & Mary at Delaware *Hofstra at UNCW *Northeastern at James Madison	7 p.m. 7 p.m. 7 p.m.	Feb. 22	*Towson at Hofstra *Northeastern at William & Mary *College of Charleston at UNCW	4 p.m. 4 p.m. 7 p.m.
Jan. 18	*Delaware at Northeastern *James Madison at William & Mary *Drexel at UNCW	12 p.m. 4 p.m. 7 p.m.	Feb. 23	*Drexel at Delaware	3 p.m.
Jan. 19	*Towson at College of Charleston	3:30 p.m.	Feb. 26	*College of Charleston at Drexel *Delaware at UNCW *Hofstra at William & Mary *Towson at James Madison	7 p.m. 7 p.m. 7 p.m. 7 p.m.
Jan. 20	*Delaware at Drexel	7 p.m.	Mar. 1	*Drexel at Northeastern *Delaware at College of Charleston *William & Mary at Towson *James Madison at Hofstra	1 p.m. 2 p.m. 4 p.m. 7 p.m.
Jan. 22	*UNCW at College of Charleston *William & Mary at Hofstra *Northeastern at Towson	7 p.m. 7 p.m. 7 p.m.	Mar. 7-10	CAA Men's Basketball Championship Baltimore Arena – Baltimore, Md.	
Jan. 25	*Towson at Delaware *College of Charleston at James Madison *Northeastern at Hofstra *William & Mary at Drexel	12 p.m. 2 p.m. 4 p.m. 4 p.m.		*CAA Contests	
Jan. 27	*College of Charleston at William & Mary *Hofstra at Towson	7 p.m. 7 p.m.		DATES AND TIMES SUBJECT TO CHANGE	



Hofstra Basketball Tradition



Hofstra Basketball is rich in tradition. From legendary Coach Butch van Breda Kolff to numerous NCAA Tournament appearances. From former star players such as Bill Thieben, Rich Laurel, John Irving, Steve Nisenson, Speedy Claxton, Norman Richardson, Loren Stokes, Antoine Agudio and Charles Jenkins to the stars of today, the Pride has a deep history that will continue to grow in the 21st century.

Jim Shaffer takes it to the hoop



1959-60 Flying Dutchmen -
Coached by Butch van Breda
Kolff, the team compiled a
23-1 record and the best
winning percentage in
school history (.958)

2001 America East
Player of the Year
Norman Richardson




*A packed
house at the
Physical Fitness
Center*

Bill Thieben - Hofstra's all-time leading rebounder



Rich Laurel - Averaged 30.3 points per game in 1976-77




Charles Jenkins is Hofstra's all-time leading scorer



John Irving - One of only two players to record more than 1,000 points and rebounds in his career

Steve Nisenson - Held the school scoring mark for more than 40 years



A jam-packed Mack Sports Complex crowd watches another Hofstra victory



Hofstra Basketball Tradition



Hofstra hosted its first postseason games in 2005-06, holding two NIT games at the Mack Sports Complex



Antoine Agudio, Hofstra's second-leading all-time leading scorer also holds the school three-pointer record as well



Rick Apodaca is presented with a commemorative ball after scoring his 1,000th career point



The Pride after receiving their 2001 NCAA Championship rings



Banners commemorating Hofstra's Basketball success hang from the rafters of the Mack Sports Complex

The Facts

- Hofstra University played its first intercollegiate basketball game in 1936.
- Hofstra's all-time win total is 1140 over 77 seasons.
- Hofstra has recorded 42 winning seasons.
- Hofstra has appeared in eight NCAA Tournaments, four National Invitation Tournaments and two College Basketball Invitational Tournaments.
- Hofstra's 1959-60 team, coached by the legendary Butch van Breda Kolff, posted the best record in school history at 23-1.
- Hofstra has seen five players – Bill Thieben, Rich Laurel, John Irving, Craig "Speedy" Claxton and Charles Jenkins – get drafted into the National Basketball Association, and another player, Norman Richardson, sign as a free agent.
- Hofstra has had five players – Bill Thieben, Rich Laurel, Craig "Speedy" Claxton, Norman Richardson and Charles Jenkins (three times) – win the Haggerty Award, symbolic of the best player in the metropolitan New York area.
- The Pride won ECAC Holiday Festival Championships in 1998, 1999 and 2006.
- Hofstra won America East Championships in 2000 and 2001.
- Rick Apodaca played for his native Puerto Rico at the 2004 Summer Olympics in Athens, Greece.



Hofstra's 2001 NCAA and America East Championship banners are unfurled at the Mack Sports Complex

Speedy Claxton - Two-time America East Player of the Year and Hofstra's all-time assists leader



Loren Stokes - Hofstra's all-time fourth leading scorer. Named CAA Player of the Year in 2007



Former Director of Athletics Jack Hayes and former Head Coach Tom Pecora present Hofstra President Stuart Rabinowitz with a commemorative 1000th victory ball



Hofstra In The NCAA Tournament

1976 NCAA Tournament

First Round

March 13, 1976

Providence Civic Center
Providence, Rhode Island

CONNECTICUT 80

Player	FGM	FGA	FTM	FTA	R	A	PF	TP
Whelton	11	22	1	3	2	5	2	23
Weston	6	12	6	6	0	4	4	18
Thomas	1	3	3	4	11	4	2	5
Hanson	5	10	2	3	9	2	5	12
Carr	7	12	3	8	15	2	3	17
Abromaitis	0	2	0	0	1	1	2	0
LaVigne	2	3	1	1	1	1	0	5
Kelly	0	0	0	1	1	0	0	0
Harris	0	0	0	0	0	1	1	0

Percentages: FG-.500, FT-.615

Team Rebounds: 4

Turnovers: 19

HOFSTRA 78

Player	FGM	FGA	FTM	FTA	R	A	PF	TP
Kammerer	3	5	2	4	5	1	4	8
Laurel	4	10	3	3	4	3	5	11
Rood	8	18	2	3	0	4	5	18
Tomlin	7	14	2	2	2	3	2	16
Irving	9	9	2	5	13	2	4	20
Jenkins	1	5	0	0	7	1	2	2
Vickers	1	2	1	3	2	1	2	3
Bush	0	0	0	0	0	0	0	0

Percentages: FG-.524, FT-.600

Team Rebounds: 3

Turnovers: 17

	1	2	OT	F
Connecticut	30	45	5	80
Hofstra	43	32	3	78

Attendance: 12,189

Officials: Seriano, Savage



Ken Rood

1977 NCAA Tournament

First Round

March 12, 1977

The Palestra
Philadelphia, Pennsylvania

NOTRE DAME 90

Player	FGM	FGA	FTM	FTA	R	A	PF	TP
Knight	7	15	5	6	12	1	5	19
Batton	2	4	2	2	5	4	3	6
Flowers	6	9	2	5	9	1	3	14
Branning	3	10	1	3	3	8	3	7
Williams	10	19	5	6	4	3	2	25
Carpenter	1	1	0	0	1	2	1	2
Paterno	5	6	4	5	2	0	4	14
Hanzlik	1	2	1	2	2	0	1	3

Percentages: FG-.530, FT-.690

Team Rebounds: 7

Turnovers: 19

Steals: 7

HOFSTRA 83

Player	FGM	FGA	FTM	FTA	R	A	PF	TP
Kammerer	2	6	0	1	5	1	5	4
Laurel	15	35	5	9	6	1	4	35
Rood	7	19	2	3	6	2	2	16
Vickers	1	5	1	2	4	4	2	3
Irving	7	14	3	3	12	2	5	17
Jenkins	0	3	0	0	7	0	2	0
Coleman	1	3	2	4	1	2	3	4
Barry	0	0	0	0	3	0	1	0
Appel	2	2	0	0	1	0	2	4

Percentages: FG-.402, FT-.591

Team Rebounds: 4

Turnovers: 16

Steals: 8

	1	2	F
Notre Dame	48	42	90
Hofstra	37	46	83

Attendance: 9,208

Officials: Sanders and Herrold



Rich Laurel

Greg Springfield



2000 NCAA Tournament

First Round
March 17, 2000
HSBC Arena
Buffalo, New York

HOFSTRA 66

Player	Min	FGM	FGA	FTM	FTA	OR	DR	TR	A	PF	TP
Richardson	38	6	21	4	4	3	2	5	1	2	20
Gittens	37	3	5	0	0	1	2	3	1	4	6
Springfield	30	2	5	3	7	3	5	8	1	5	7
Hernandez	26	4	6	0	0	1	2	3	5	4	9
Claxton	36	7	18	5	5	1	3	4	7	4	20
Fox	1	0	0	0	0	0	0	0	0	0	0
Apodaca	10	1	1	0	1	1	0	1	0	2	2
Walker	10	0	2	0	0	2	0	2	1	2	0
Grubler	11	1	1	0	0	0	1	1	0	4	2
Feeley	1	0	0	0	0	0	0	0	0	0	0

Percentages: FG-.407, FT-706
Three-Point Field Goals: 6-22, .273 (Richardson 4-14, Hernandez 1-2, Claxton 1-5, Walker 0-1)
Team Rebounds: 2
Blocked Shots: 5 (Springfield 2, Claxton, Walker, Grubler)
Turnovers: 13 (Claxton 5, Apodaca 2, Hernandez 2, Richardson 2, Gittens, Walker)
Steals: 4 (Claxton 3, Hernandez)

OKLAHOMA STATE 86

Player	Min	FGM	FGA	FTM	FTA	OR	DR	TR	A	PF	TP
Montonati	25	2	5	7	8	1	4	5	2	4	11
Mason	35	11	17	6	9	1	4	5	1	1	30
Jonzen	32	1	4	11	15	6	5	11	1	2	13
Gottlieb	24	2	4	2	6	0	1	1	8	4	6
Adkins	32	3	8	4	4	1	4	5	5	1	11
Alexander	24	4	6	0	0	0	2	2	1	0	11
Williams	8	0	0	0	0	2	2	4	0	1	0
Cazzelle	1	0	0	0	0	0	0	0	0	0	0
Webber	19	2	2	0	0	0	1	1	1	4	4

Percentages: FG-.543, FT-714
Three-Point Field Goals: 6-13, .462 (Mason 2-4, Adkins 1-4, Alexander 3-5)
Team Rebounds: 3
Blocked Shots: 2 (Mason, Webber)
Turnovers: 12 (Gottlieb 3, Montonati 3, Adkins 2, Mason 2, Alexander, Webber)
Steals: 7 (Webber 3, Adkins, Gottlieb, Jonzen, Montonati)

	1	2	F
Hofstra	26	40	66
Oklahoma State	43	43	86

Attendance: 19,338
Officials: Tony Greene, Phil Bova, Jamie Jones

Rick Apodaca



2001 NCAA Tournament

First Round
March 15, 2001
Greensboro Coliseum
Greensboro, North Carolina

HOFSTRA 48

Player	Min	FGM	FGA	FTM	FTA	OR	DR	TR	A	PF	TP
Gittens	39	3	5	1	4	2	6	8	1	1	7
Richardson	39	5	13	0	0	3	2	5	1	1	12
Springfield	31	0	2	0	0	3	3	6	1	4	0
Hernandez	34	3	8	2	3	0	1	1	6	2	11
Apodaca	37	4	14	4	6	1	4	5	1	3	16
Suarez	2	0	0	0	0	0	0	0	0	0	0
Sylla	0+	0	0	0	0	0	0	0	0	0	0
Walker	9	0	0	2	2	0	0	0	0	1	2
Grubler	9	0	0	0	0	1	2	3	0	1	0

Percentages: FG-.357, FT-.600
Three-Point Field Goals: 9-25, .360 (Apodaca 4-14, Richardson 2-8, Hernandez 3-6)
Team Rebounds: 4
Blocked Shots: 1 (Grubler)
Turnovers: 21 (Apodaca 8, Gittens 4, Richardson 3, Team 2, Grubler, Springfield, Suarez, Walker)
Steals: 6 (Apodaca 2, Gittens 2, Springfield 2)

UCLA 61

Player	Min	FGM	FGA	FTM	FTA	OR	DR	TR	A	PF	TP
Barnes	35	3	7	2	4	2	2	4	4	2	8
Kapono	33	2	8	2	2	0	3	3	2	0	7
Gadzuric	37	7	11	0	2	6	7	13	1	4	14
Knight	31	6	12	2	2	1	1	2	2	3	17
Watson	38	7	10	0	2	1	1	2	7	3	15
Bailey	9	0	3	0	0	0	1	1	1	2	0
Young	10	0	1	0	0	0	0	0	0	1	0
Cummings	7	0	1	0	0	0	1	1	0	0	0

Percentages: FG-.472, FT-.500
Three-Point Field Goals: 5-15, .333 (Knight 3-6, Watson 1-2, Kapono 1-5, Bailey 0-2)
Team Rebounds: 3
Blocked Shots: 3 (Gadzuric 2, Barnes)
Turnovers: 11 (Watson 5, Gadzuric 2, Barnes, Kapono, Cummings, Knight)
Steals: 13 (Watson 4, Knight 3, Barnes 2, Bailey 2, Kapono, Gadzuric)

	1	2	F
Hofstra	33	15	48
UCLA	29	32	61

Attendance: 14,235
Officials: Steve Welmer, Tom O'Neill, Ronald Zetcher

Hofstra In The National Invitatio

1999 NIT

First Round
March 10, 1999
Louis Brown Athletic Center
New Brunswick, New Jersey

Hofstra	FG	3FG	FT	O-D-R	PF	PTS	A	TO	BS	ST	MP
Richardson	4-13	1-5	0-2	0-5-5	4	9	2	7	0	2	38
Gittens	5-9	0-0	3-5	4-5-9	3	13	0	7	0	1	36
Posey	0-2	0-0	0-0	1-5-6	5	0	0	2	0	1	15
Hernandez	6-12	3-4	0-0	1-3-4	4	15	2	4	0	1	39
Renfro	0-6	0-3	1-2	0-3-3	2	1	2	3	0	0	35
Fox	0-0	0-0	0-0	0-0-0	0	0	0	0	0	0	0+
Sylla	0-2	0-0	0-0	1-4-5	1	0	0	0	1	2	17
Beckett	2-5	1-4	1-2	0-7-7	4	6	0	1	0	1	19
Petit	0-0	0-0	1-2	1-0-1	0	1	0	0	0	0	1
Total	17-49	5-16	6-13	8-32-40	23	45	6	24	1	8	200
	.347	.313	.462								

	1	2	F
Hofstra	21	24	45
Rutgers	23	35	58

Officials: Joe Mingle, Mike Brophy,
 William Laubenstein

Rutgers	FG	3FG	FT	O-D-R	PF	PTS	A	TO	BS	ST	MP
Greer	5-12	1-5	2-9	1-4-5	0	13	2	3	1	3	35
Hodgson	2-10	0-5	5-6	4-1	5	1	9	1	1	0	3
Tenys	1-1	0-0	0-0	1-0-1	1	2	1	0	0	0	3
Billet	4-9	3-6	4-6	0-2-2	0	15	5	3	0	0	40
Jones	4-10	0-1	0-0	0-3-3	5	8	3	1	1	1	20
Salvi	2-3	0-0	1-2	4-3-7	1	5	0	0	1	2	23
Johnson	2-8	0-3	0-0	0-2-2	4	4	2	4	0	1	23
Fox	0-0	0-0	0-0	0-0-0	0	0	0	0	0	0	0+
Collins	0-0	0-0	0-0	0-1-1	1	0	0	1	0	0	4
Kent	1-1	0-0	0-0	0-7-7	4	2	0	1	0	5	20
Total	21-54	4-20	12-29	10-28-38	17	58	14	14	3	15	200
	.389	.200	.414								



2005 NIT

First Round
March 16, 2005
Alumni Memorial Fieldhouse
Philadelphia, Pennsylvania

Hofstra	FG	3FG	FT	O-D-R	PF	PTS	A	TO	BS	ST	MP
Radziejewski	2-8	0-4	2-2	1-3-4	3	6	0	1	0	0	26
Gibson	2-5	0-0	3-4	6-3-9	3	7	0	2	0	2	34
Stokes	4-13	0-2	0-1	3-4-7	4	8	4	3	1	2	37
Washington	1-4	0-1	0-0	1-1-2	0	2	1	1	0	3	27
Agudio	7-14	1-4	1-2	0-1-1	2	16	0	1	0	0	30
Kieza	0-2	0-0	0-0	0-4-4	0	0	1	0	0	0	16
Rivera	1-5	1-5	0-0	0-2-2	4	3	3	1	0	2	24
Uter	1-1	0-0	0-0	0-0-0	3	2	1	0	0	0	6
Team				1-1-2				1			
Totals	18-52	2-16	6-9	12-19-31	19	44	10	10	1	9	200
	.346	.125	.667								

	1	2	F
Hofstra	20	24	44
St. Joseph's	19	34	53

Officials: Clinton, Stephens, Harry

St. Joseph's	FG	3FG	FT	O-D-R	PF	PTS	A	TO	BS	ST	MP
Carroll	5-16	2-9	4-5	1-5-6	2	16	0	2	0	0	39
Bryant	0-0	0-0	0-2	1-4-5	0	0	3	1	1	0	23
Jones	5-7	0-0	2-6	6-9-15	1	12	0	2	4	0	39
Lee	4-8	2-3	4-4	0-2-2	2	14	3	5	0	1	36
Stachitas	0-4	0-3	3-3	0-2-2	3	3	1	0	0	1	32
Jalloh	1-5	0-2	6-6	0-0-0	5	8	2	2	0	1	21
Calathes	0-0	0-0	0-0	0-0-0	0	0	1	0	0	0	3
Ferguson	0-1	0-0	0-0	0-1-1	2	0	1	0	0	0	7
Team				3-0-3				1			
Totals	15-41	4-17	19-26	11-23-34	15	53	11	12	5	3	200
	.366	.235	.731								

2006 NIT

First Round
March 16, 2006
Hofstra University Arena
Hempstead, New York

Nebraska	FG	3FG	FT	O-D-R	PF	PTS	A	TO	BS	ST	MP
Wilkinson	4-11	1-5	0-0	3-2-5	2	9	0	1	0	0	33
Maric	3-10	0-0	3-6	3-9-12	2	9	1	2	5	0	28
Dourisseau	3-9	0-2	9-12	4-4-8	3	15	4	5	2	0	35
Richardson	3-3	2-2	1-2	0-3-3	2	9	1	0	0	0	28
White	5-10	4-8	0-0	0-4-4	1	14	6	3	0	0	37
Perry	2-10	2-7	0-0	0-2-2	1	6	0	0	0	1	16
Walker	0-5	0-3	0-0	0-0-0	2	0	0	3	0	1	18
Schliep	0-0	0-0	0-0	0-0-0	0	0	0	0	0	0	0+
Wilbrand	0-0	0-0	0-0	0-1-1	0	0	0	0	0	0	5
Team				5-1-6							
Totals	20-58	9-27	13-20	15-26-41	13	62	12	14	7	2	200
	.345	.334	.650								

	1	2	F
Nebraska	24	38	62
Hofstra	36	37	73

Officials: Tim Hutchinson, Larry
 Scirotto, Kevin Ferguson

Hofstra	FG	3FG	FT	O-D-R	PF	PTS	A	TO	BS	ST	MP
Kieza	3-11	1-3	0-0	5-3-8	3	7	3	0	1	1	31
Uter	6-6	0-0	1-2	0-3-3	5	13	0	0	2	1	24
Stokes	11-20	1-2	0-1	1-8-9	1	23	3	3	1	2	39
Agudio	9-16	3-7	0-0	0-0-0	1	21	2	0	0	1	37
Johnson	0-0	0-0	1-3	0-1-1	0	1	2	0	1	0	7
Rivera	2-8	1-5	3-4	0-5-5	2	8	5	3	0	2	38
Harris	0-0	0-0	0-0	0-0-0	0	0	0	0	0	0	0+
Lebron	0-0	0-0	0-0	0-0-0	0	0	0	0	0	0	0+
Gadley	0-4	0-0	0-1	3-5-8	2	0	0	0	2	2	24
Team				2-1-3							
Totals	31-65	6-17	5-11	11-26-37	14	73	15	6	7	9	200
	.477	.353	.455								

onal Tournament

2006 NIT

Second Round
March 20, 2006
Alumni Memorial Field House
Philadelphia, Pennsylvania

Hofstra	FG	3FG	FT	O-D-R	PF	PTS	A	TO	BS	ST	MP
Kieza	7-12	1-3	2-4	1-4-5	3	17	2	2	1	1	42
Uter	4-7	0-0	1-4	3-6-9	5	9	1	6	5	0	35
Stokes	10-17	2-3	0-0	1-2-3	4	22	2	5	2	2	44
Agudio	8-15	5-10	3-4	1-4-5	0	24	3	4	1	2	45
Rivera	1-4	0-1	1-2	1-6-7	2	3	6	2	0	3	37
Johnson	1-1	0-0	0-0	0-0-0	3	2	2	0	0	0	11
Gadley	0-0	0-0	0-0	0-2-2	0	0	1	0	1	1	11
Team				3-0-3							
Totals	31-56	8-17	7-14	10-24-34	17	77	17	19	10	9	225
	.554	.471	.500								

St. Joseph's	FG	3FG	FT	O-D-R	PF	PTS	A	TO	BS	ST	MP
Stachitas	5-12	3-6	1-2	1-3-4	4	14	3	2	1	4	44
Mallon	1-2	0-1	0-0	3-1-4	0	2	0	1	0	0	20
Jalloh	6-18	2-5	7-7	2-6-8	4	21	4	5	1	2	39
Lee	3-6	1-1	2-2	0-2-2	1	9	2	0	0	5	45
Ferguson	5-13	0-3	2-2	0-3-3	4	12	3	1	1	1	38
Calathes	5-9	1-2	6-6	2-3-5	1	17	2	3	1	0	32
Nivins	0-0	0-0	0-0	0-0-0	2	0	0	0	0	0	7
Team				2-2-4							
Totals	25-60	7-18	18-19	10-20-30	16	75	14	13	4	12	225
	.417	.389	.947								

	1	2	OT	F	Officials:
Hofstra	37	30	10	77	Gary Prager, Michael Stephens, Curtis Blair
St. Joseph's	32	35	8	75	

2006 NIT

Quarterfinals
March 22, 2006
Hofstra University Arena
Hempstead, New York

Old Dominion	FG	3FG	FT	O-D-R	PF	PTS	A	TO	BS	ST	MP
Henderson	1-2	1-2	0-0	0-2-2	3	3	1	1	0	1	19
Dahi	3-6	0-1	4-5	2-2-4	2	10	0	0	1	3	17
Loughton	3-6	0-1	0-0	1-6-7	1	6	1	2	0	0	31
Hunter	10-19	4-9	5-7	0-6-6	0	29	3	1	0	0	33
Williamson	1-4	1-2	2-4	1-3-4	1	5	5	2	0	0	33
Johnson	0-2	0-1	0-0	1-1-2	1	0	0	3	0	0	6
Lidonde	0-3	0-1	0-0	1-2-3	2	0	0	0	1	0	12
Harris	0-1	0-0	0-0	0-0-0	0	0	0	0	2	0	7
Adams	0-2	0-1	1-2	0-7-7	1	1	3	2	0	0	21
Vasylius	3-10	0-1	1-1	2-2-4	2	7	0	1	0	1	21
Team				2-0-2							
Totals	21-55	6-19	13-19	10-31-41	13	61	13	12	4	5	200
	.382	.316	.684								

Hofstra	FG	3FG	FT	O-D-R	PF	PTS	A	TO	BS	ST	MP
Kieza	2-3	1-2	0-0	2-2-4	4	5	0	4	2	1	36
Uter	2-5	0-0	3-4	3-8-11	3	7	1	2	4	2	33
Stokes	4-14	0-3	4-4	1-6-7	3	12	4	4	0	2	38
Agudio	6-23	1-11	0-0	2-2-4	2	13	0	1	0	1	40
Rivera	4-14	2-8	0-0	2-4-6	5	10	4	0	0	0	37
Johnson	0-1	0-0	0-0	0-1-1	1	0	0	0	0	0	5
Gadley	2-3	0-0	0-0	0-1-1	2	4	1	0	1	2	11
Team				2-2-4							
Totals	20-63	4-24	7-8	12-26-38	20	51	10	12	7	8	200
	.317	.167	.875								

	1	2	F	Officials:
Old Dominion	24	37	61	James Haney, Brian O'Connell, James Luckie
Hofstra	30	21	51	

2007 NIT

First Round
March 14, 2007
McGrath Arena
Chicago, Illinois

Hofstra	FG	3FG	FT	O-D-R	PF	PTS	A	TO	BS	ST	MP
Urbutis	2-3	0-0	4-5	3-5-8	1	8	0	1	0	1	32
Rivera	9-21	4-11	0-0	2-4-6	5	22	2	1	0	1	34
Stokes	4-13	0-2	2-4	0-3-3	3	10	3	2	0	0	34
Sestokas	3-5	3-5	0-0	1-1-2	5	9	0	0	0	0	31
Agudio	7-12	3-6	0-3	0-2-2	1	17	3	1	0	0	39
Patricio	0-0	0-0	0-0	0-0-0	0	0	0	0	0	0	0+
R. Johnson	0-1	0-0	0-0	0-0-0	0	0	0	0	0	0	0+
G. Johnson	1-1	1-1	0-1	0-1-1	1	3	0	0	0	0	14
Leonavicius	0-0	0-0	0-0	0-0-0	0	0	0	0	0	0	0+
Davis-Sabb	1-2	0-0	0-0	0-0-0	0	2	0	0	0	0	6
Gadley	0-2	0-0	0-0	1-0-1	3	0	0	0	0	1	10
Team				2-2-4							
Totals	27-60	11-25	6-13	9-18-27	19	71	8	5	0	3	200
	.450	.440	.462								

DePaul	FG	3FG	FT	O-D-R	PF	PTS	A	TO	BS	ST	MP
Clarke	2-5	1-3	0-0	3-3-6	3	5	1	0	1	1	23
Chandler	9-13	2-3	6-7	0-4-4	3	26	3	4	0	0	29
Thompson	1-2	0-1	0-1	1-2-3	0	2	0	0	0	0	11
Burns	2-9	0-3	4-4	0-3-3	2	8	8	1	0	1	24
Mejia	6-10	3-5	1-2	1-2-3	3	16	1	0	0	0	38
Currie	1-1	1-1	0-0	0-2-2	2	3	4	3	0	0	17
Green	6-9	0-0	3-4	3-7-10	1	15	2	0	1	0	20
Clinkscales	0-0	0-0	2-2	0-2-2	0	2	4	0	0	0	15
Handler	0-0	0-0	0-0	0-0-0	0	0	0	0	0	0	0+
Heard	1-1	0-0	1-2	1-0-1	1	3	0	0	0	0	10
Walker	0-1	0-1	0-0	0-2-2	0	0	0	0	0	0	5
Butler	1-2	0-0	1-2	1-0-1	1	3	0	0	0	0	8
Team				0-1-1							
Totals	29-53	7-17	18-24	10-28-38	16	83	23	8	2	2	200
	.547	.412	.750								

	1	2	F	Officials:
Hofstra	30	41	71	Gary Prager, Lamont Simpson, Guy Pagano
DePaul	35	48	83	

Holiday Festival

Hofstra has played in six Holiday Festival's at Madison Square Garden and won the tournament in 1998, 1999 and 2006. The Pride is one of just six teams to repeat as Holiday Festival champions. Duquesne (1953, 1954), Providence (1965, 1966), St. John's (1984, 1985, 1986, 1987), Manhattan (2001, 2002) and Virginia Tech (2007, 2008) are the other five teams to successfully defend the title. Hofstra had a chance at a third straight title, but finished as runners-up in the 2000 Holiday Festival. Antoine Agudio (2006) and Norman Richardson (1998 and 1999) have been named Holiday Festival Most Valuable Player. Richardson joined an elite group of players by laying claim to his second Most Valuable Player trophy following the 1999 Holiday Festival. Richardson is one of six players in tournament history to win a second MVP, joining LaSalle's

Tom Gola (1952 and 1954), Providence's Jimmy Walker (1965 and 1966), St. John's David Russell (1979 and 1982) and Chris Mullin (1981 and 1984), and Manhattan's Luis Flores (2001 and 2002) as repeat winners. Richardson was the second of three players to win the award in consecutive years following Walker, the father of Toronto Raptor Jalen Rose, who did it in 1965 and 1966. Flores became the third player to have back-to-back MVPs when he won the award in 2001 and 2002. Richardson was an all-tournament selection in 2000. In addition to back-to-back MVP's Richardson was also selected to the ECAC Holiday Festival All-Decade (1994-99) Team along with Allen Iverson (Georgetown), Ray Allen (Connecticut), Andrae Patterson (Indiana), Felipe Lopez (St. John's) and Ron Artest (St. John's).



Multiple Holiday Festival Championships:

St. John's - 15 (1958, 1964, 1972, 1979, 1981, 1982, 1984, 1985, 1986, 1987, 1991, 1996, 2004, 2005, 2010)

Manhattan - 4 (1956, 1973, 2001, 2002)

Hofstra - 3 (1998, 1999, 2006)

Kentucky - 2 (1992, 1995)

Providence - 2 (1965, 1966)

North Carolina State - 2 (1980, 1989)

Cincinnati - 2 (1959, 1961)

Ohio State - 2 (1960, 1988)


Duquesne - 2 (1953, 1954)

Penn - 2 (1994, 2003)

Virginia Tech - 2 (2007, 2008)



Antoine Agudio receives his 2006 Holiday Festival MVP Award from legendary coach Lou Carnesecca



1999 Holiday Festival Champions

Norman Richardson
1998 and 1999 Holiday Festival MVP



2006 Holiday Festival Champions

Hofstra In The NBA

The Hofstra Men's Basketball program has enjoyed a long history with former student-athletes playing in the National Basketball Association (NBA). Craig "Speedy" Claxton enjoyed a decade-long NBA Career and is now on the Hofstra men's basketball staff. Other recent graduates – Antoine Agudio, Loren Stokes, Norman Richardson, Rick Apodaca, Greg Washington, Mike Moore and Charles Jenkins – have also pursued NBA careers. Jenkins has played for both the Golden State Warriors and the Philadelphia 76ers during his career, which currently has him playing in Serbia. Agudio has played in the NBDL and was a member of the Milwaukee Bucks summer league squad. Stokes was invited to play on the Orlando Magic's summer league team in 2007, Richardson has played for the Indianapolis Pacers and Chicago Bulls and was invited to the Portland Trail Blazers camp in 2003 and the Toronto Raptors camp in 2004. Apodaca was in the Orlando Magic's camp in 2003 and also played in the NBDL. Washington played in the NBDL in 2011-12, while Moore was a 2013 draft pick of the Erie Bay Hawks of the NBDL. Four other Hofstra alumni – Nathan Miltzok, Bill Thieben, Rich Laurel and John Irving – also played in the NBA. Former Hofstra Coach Butch van Breda Kolff also made a mark in the NBA, both as a player and coach. Here is a look at Hofstra in the NBA.

Name	Round	Team	Years
Butch van Breda Kolff	N/A	New York	1947-50
Nathan Miltzok	N/A	New York	1947
Bill Thieben	3rd	Fort Wayne Detroit	1956 1957
Rich Laurel	1st	Portland/Milwaukee	1977
John Irving	3rd	Detroit	1977
Craig Claxton	1st	Philadelphia San Antonio Golden State New Orleans Atlanta Golden State	2000-02 2002-03 2003-05 2005-06 2006-09 2009-10
Norman Richardson	FA	Indiana/Chicago Portland Toronto	2001 2003 2004
Rick Apodaca	FA	Orlando	2003
Loren Stokes	FA	Orlando	2007
Antoine Agudio	FA	NBDL	2008-
Charles Jenkins	2nd	Golden State	2011-13
Greg Washington	FA	NBDL (Erie)	2011-12
Mike Moore	4th	NBDL (Erie)	2013



Loren Stokes



Craig Claxton



John Irving

Rich Laurel



Bill Thieben



Charles Jenkins



Norman Richardson



NBA COACHES

Butch van Breda Kolff (266-253/9 years)
 Los Angeles Lakers (1968-69)
 Detroit Pistons (1970-72)
 Phoenix Suns (1973)
 New Orleans Jazz (1975-77)

Recent Professional Players

Many other Hofstra players have gone on to pursue careers in basketball leagues around the world.



Norman Richardson



Jason Hernandez



David Imes

Zygis Sestokas



Rick Apodaca



Wendell Gibson



Carlos Rivera

Player	Class	Team	Country
Roberto Gittens	2001	Kouvot Znicz Jaroslaw Long Island Primetime Stong Island Sound Usti Nad Labem	Finland Poland USA (USBL) USA (ABA) Czech Republic
Jason Hernandez	2001	Humacao	Puerto Rico
Greg Springfield	2001	Gary Steelheads Brooklyn Kings Seoul SK Knights	USA (IBL) USA (USBL) South Korea
Lars Grubler	2003	Gotha Freiberg Bayreuth Dusseldorf	Germany Germany Germany Germany
Rick Apodaca	2003	Arecibo Marousi Quebradillas Al Riyadi Ponce Scafati Santruce Carife Ferrara	Puerto Rico Greece Puerto Rico Lebanon Puerto Rico Italy Puerto Rico Italy
Wendell Gibson	2005	La Union Lanus Aguada Atenas Tabare GECR Indalo	Argentina Argentina Uruguay Uruguay Uruguay Argentina
Woody Souffrant	2005	New York Charters Istanbul Strong Island Sound	USA (ABA) Turkey USA (ABA)
Aurimas Kieza	2006	Siauliai Juventus Piena Zvaigzdes Reggio Emilia Poitava Siauliai	Lithuania Lithuania Lithuania Italy Ukraine Lithuania
Adrian Uter	2006	Maccabi Rishon Hapoel Tel Aviv Maccabi Habikaa Hapoel Lev Hasharon Illiabum	Israel Israel Israel Israel Portugal
Kenny Harris	2006	Bintulu Rainbow Perth Redbacks	Malaysia Australia
Loren Stokes	2007	Al Sahel Kataja Erie Bay Hawks Aalstar BS Odessa Aget Imola Apael	Kuwait Finland USA (D-League) Belgium Ukraine Italy Cyprus
Carlos Rivera	2007	Halcones Stal Ostrow Arecibo Mayaguez Ponce Polonia	Mexico Poland Puerto Rico Puerto Rico Puerto Rico Poland
Antoine Agudio	2008	Canton Charge Verviers-Pepinster Albuquerque Thunderbirds	USA (D-League) Belgium USA (D-League)
Dane Johnson	2009	Banvit Neptunas Naglis Palengos Istanbul BB Angra	Turkey Lithuania Lithuania Turkey Portugal
Zygis Sestokas	2009	Juventus Akademija Meresta Suduva NSB Napoli	Lithuania Lithuania Lithuania Lithuania Italy
Darren Townes	2009	BC Nokia Stadio Italiano Galitos FC	Finland Chile Portugal
Arminas Urbutis	2009	Reggio Emilia VL Pesaro Rudupis NGC Cantu	Italy Italy Lithuania Italy
Miklos Szabo	2010	Szolnok FS Debrecen Casalpusterlengo Soproni	Hungary Hungary Italy Hungary
Greg Washington	2011	KTP Erie Bay Hawks Svendborg	Finland USA (D-League) Denmark
Brad Kelleher	2011	Waverly Falcons	Australia
Mike Moore	2012	Erie Bay Hawks Siauliai	USA (D-League) Lithuania
David Imes	2013	Bayamon	Puerto Rico



NIT/Haggerty Award Winners

The NIT/Haggerty Award, given to the top player in the New York area, is the oldest and most prestigious award given to a metropolitan area player. Hofstra has had five Haggerty Award winners: Bill Thieben, Rich Laurel, Craig "Speedy" Claxton, Norman Richardson and Charles Jenkins (three times). Jenkins became just the third player in the history of the award to win it three times.

In addition, the Metropolitan Basketball Writers Association selects all-star teams in conjunction with the Haggerty Award. Hofstra has had numerous All-Metropolitan players, including Craig "Speedy" Claxton and Norman Richardson in 1999 and 2000, Richardson and Jason Hernandez in 2001, Rick Apodaca in 2002, Kenny Adeleke in 2004, Loren Stokes in 2005 and 2006, and Antoine Agudio in 2006, 2007 and 2008. Jenkins was an All-Met selection in 2009, 2010 and 2011.

Former Coach Tom Pecora was a two-time MBWA

Coach of the Year (2006, 2009), while Jay Wright earned the MBWA Coach of the Year Award in 2001.



CHARLES JENKINS


Haggerty Award Winners

1936	Jules Bender, LIU	1962	LeRoy Ellis, St. John's	1988	Mark Bryant, Seton Hall
1937	Ben Kramer, LIU	1963	Barry Kramer, NYU	1989	John Morton, Seton Hall
1938	Bernie Fliegel, CCNY	1964	Nick Werkman, Seton Hall	1990	Greg "Boo" Harvey, St. John's
1939	Irving Torgoff, LIU	1965	Warren Isaac, Iona	1991	Malik Sealy, St. John's
1940	Ben Auerbach, NYU	1966	Albie Grant, NYU	1992	Malik Sealy, St. John's
1941	Jack "Dutch" Garfinkel, St. John's	1967	Lloyd "Sonny" Dove, St. John's	1993	Terry Dehere, Seton Hall
1942	Jim White, St. John's	1968	Jim McMillian, Columbia	1994	Arturas Karnishovas, Seton Hall
1943	Andrew "Fuzzy" Levane, St. John's	1969	Jim McMillian, Columbia		Izett Buchanan, Marist
1944	Dick McGuire, St. John's	1970	Jim McMillian, Columbia	1995	Joe Griffin, LIU
1945	Bill Kotsoros, St. John's	1971	Charlie Yelverton, Fordham	1996	Adrian Griffin, Seton Hall
1946	Sid Tannenbaum, NYU	1972	Rich Garner, Manhattan	1997	Charles Jones, LIU
1947	Sid Tannenbaum, NYU		Tom Sullivan, Fordham	1998	Felipe Lopez, St. John's
1948	Dolph Schayes, NYU	1973	Bill Schaefer, St. John's	1999	Ron Artest, St. John's
1949	Dick McGuire, St. John's	1974	Bill Champion, Manhattan	2000	Craig "Speedy" Claxton, Hofstra
1950	Sherman White, LIU	1975	Phil Sellers, Rutgers	2001	Norman Richardson, Hofstra
1951	John Azary, Columbia	1976	Phil Sellers, Rutgers	2002	Marcus Hatten, St. John's
1952	Ron MacGilvray, St. John's	1977	Rich Laurel, Hofstra	2003	Luis Flores, Manhattan
1953	Walter Dukes, Seton Hall	1978	George Johnson, St. John's	2004	Luis Flores, Manhattan
1954	Ed Conlin, Fordham	1979	Nick Galis, Seton Hall	2005	Keydren Clark, Saint Peter's
1955	Ed Conlin, Fordham	1980	Jeff Ruland, Iona	2006	Quincy Douby, Rutgers
1956	Bill Thieben, Hofstra	1981	Gary Springer, Iona	2007	Jared Jordan, Marist
1957	Chet Forte, Columbia	1982	Dan Callandrillo, Seton Hall	2008	Jason Thompson, Rider
1958	Jim Cunningham, Fordham	1983	Chris Mullin, St. John's	2009	Charles Jenkins, Hofstra
1959	Al Seiden, St. John's	1984	Chris Mullin, St. John's	2010	Charles Jenkins, Hofstra
1960	Tom "Satch" Sanders, NYU	1985	Steve Burt, Iona	2011	Charles Jenkins, Hofstra
1961	Tony Jackson, St. John's	1986	Chris Mullin, St. John's	2012	Scott Machado, Iona
		1987	Walter Berry, St. John's	2013	Lamont Jones, Iona
			Mark Jackson, St. John's		
			Kevin Houston, Army		

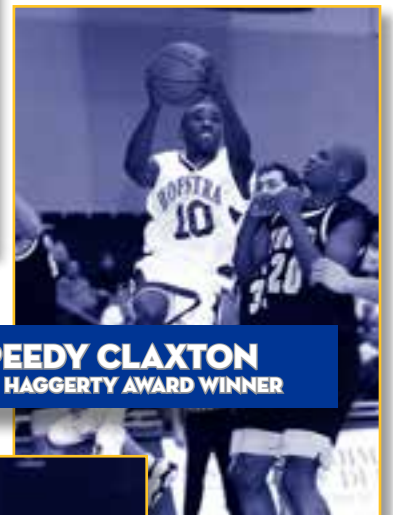
ANTOINE AGUDIO
THREE-TIME ALL-MET SELECTION



CHARLES JENKINS
THREE-TIME HAGGERTY AWARD WINNER



RICH LAUREL
1977 HAGGERTY AWARD WINNER



SPEEDY CLAXTON
2000 HAGGERTY AWARD WINNER

JAY WRIGHT
2001 MET COACH OF THE YEAR



RICK APODACCA
2002 ALL-MET SELECTION

BILL THIEBEN
1956 HAGGERTY AWARD WINNER



JASON HERNANDEZ
2001 ALL-MET SELECTION



NORMAN RICHARDSON
2001 HAGGERTY AWARD WINNER



LOREN STOKES
TWO-TIME ALL-MET SELECTION



Hofstra Basketball Alumni

(1937 - 2013)

Players listed with graduating class year or last year of participation.


A

Abrams, Jay - 1953
Adams, Dwight - 1973
Adeleke, Kenny - 2004
Agudio, Antoine - 2008
Aikens, Abe - 1968
Alfiere, Ronald - 1964
Allen, Leroy - 1987
Altebrando, Nicholas - 1977
Alyea, Brant - 1962
Anglin, Dallas - 2013
Apodaca, Rick - 2003
Appel, Brian - 1980
Atherton, Vincent - 1951
Atkinson, Ernie - 1991
Arnold, Greg - 1987

B

Balazs, Jean - 1971
Balber, Adam - 1998
Balber, Steve - 1962
Baldwin, Donald - 1959
Barr, Franklin - 1997
Barry, Jack - 1980
Barth, Frank - 1948
Baudoin, Rich - 1972
Beberman, Ron - 1970
Beckett, Tim - 1999
Beckwith, Martin - 1951
Beebe, Walt - 1969
Bell, Dave - 1972
Benn, Robert - 1938
Berenzy, George - 1950
Berka, James - 1965
Berry, Robert - 1943
Biello, John - 1987
Bishop, Bob - 1941
Black, Howard - 1964
Blackshaw, George - 1958
Bilbo, Paul - 2011
Binn, Bob - 1972
Block, Curtis - 1960

Bloom, Norm - 1942
Blyden, Bob - 1975



Boatwright, Jim - 1964
Bobby, John - 1953
Braudovin, Rich - 1973
Brawley, Steve - 1980
Breakstone, Seymore - 1937
Brewer, Bill - 1941
Bronzo, Louis - 1952
Brower, Quinas - 1972
Brown, Daquan - 2013
Brown, Jim - 1969
Brown, Willie - 1986
Brownbill, Dave - 1969
Budd, John - 1944
Buffolino, Lou - 1941
Buie, Taran - 2013
Burke, John - 1993
Burke, Richard - 1971
Burness, Bob - 1957

DARIUS BURTON



Burton, Darius - 1997
Burton, Irving - 1954
Bush, Bob - 1976
Butler, Charles - 1940
Byrnes, John - 1970

C

Caccavo, Ronald - 1968
Caplan, Ted - 1954
Card, Jody - 2013
Carlson, Ed - 1941
Carlson, Irving - 1939
Carpenter, Matt - 1996
Cassidy, John - 1949
Castagnino, Charles - 1948
Castello, Jerry - 1989
Cheshire, Arthur - 1937
Cheslock, Bill - 1966
Cheslock, Gary - 1981
Choate, Warren - 1944
Clausen, Bill - 1942

CRAIG CLAXTON



Claxton, Craig - 2000
Cleuss, Tim - 1983
Coleman, Arnold - 1977
Conklin, Ted - 1965
Coombs-McDaniel, Jamal - 2013
Cosgrove, Pat - 1994
Costigan, Dennis - 1957
Crinklaw, Lawrence - 1937
Crowe, Rodney - 1979
Crowley, Ron - 1956
Cunneen, Ray - 1958
Cusack, Bob - 1969
Custer, Merton - 1940
Cyprus, Gary - 1966

D

Dais, Larry - 1975
Dana, Tom - 1990
Davis, Anthony - 1999
Davis, Dale - 1974
Davis, George - 2013
Davis, John - 1980

Davis, Sid - 1978
Davis-Sabb, Mike - 2009
Dell, Roger - 1967
Demarest, Elmer - 1948
DeSalvo, Louis - 1952
DeSetto, Ben - 1937
Diadato, Bob - 1980
Dicenta, Carlos - 1989
Difeo, Dennis - 1968
Dill, Richie - 1969
Diskin, Bill - 1941
Douglas, Mike - 1962
Dowling, Bob - 1976
Doyle, Gary - 1972
Dressler, Ed - 1950

DEMETRIUS DUDLEY



Dudley, Demetrius - 1993
Dunkley, Lance - 1998
Dunn, Steve - 1961

E

Eden, Ken - 1942
Eig, Jack - 1973
Einbinder, Stan - 1960
Einsidler, Mel - 1950
Eldredge, Chris - 1995
Engabethson, Sam - 1946
Engelhart, Eugene - 1966
English, Andre - 1994
Ernau, Matthew - 1951

F

Farmer, John - 1973
Feeley, Mike - 2001
Fervette, Joe - 1975
Fetzer, John - 1956
Fisher, Curtis - 1966
Fitzgerald, Bernie - 1950
Fitzgerald, James - 1977

Flanigan, Erroll - 1991
 Flowers, Derrick - 1991
 Ford, Bob - 1959
 Fowley, Tom - 1949
 Fox, Jeff - 2001
 Fox, Joe - 1949
 Frankowski, Stan - 1965
 Freidah, Robert - 1952
 Freifeld, Lewis - 1964
 Frey, Andrew - 1938
 Fugue, Richie - 1973

G

Gadzinski, Adam - 1961
 Gannon, Chip - 1942
 Gardner, Roy - 1942
 Geoly, Daniel - 1958
 Gerry, Andy - 1948

WENDELL GIBSON



Gibson, Wendell - 2005
 Giles, John - 1945
 Gilmore, Rod - 1968

ROBERTO GITTENS



Gittens, Roberto - 2001
 Glaser, Ken - 1983
 Goldstein, Richard - 1961
 Gordon, Bobby - 1991
 Grasso, Fred - 1968
 Greene, Jamil - 1996
 Greene, Ronald - 1955

Grogan, Matt - 2013
 Grogan, Terry - 1983
 Grossman, Stan - 1964

LARS GRUBLER



Grubler, Lars - 2003
 Grummond, Robert - 1956

H

Hackford, Bruce - 1950
 Hall, Jimmy - 2013
 Hanson, Harold - 1944
 Harclerode, Joe - 1988
 Harper, William - 1956
 Harris, Kenny - 2006
 Harrison, James - 1942
 Harvey, Eric - 1983
 Harvey, Lionel - 1981
 Heckman, Howard - 1942
 Henry, Sylvester - 1983

JASON HERNANDEZ



Hernandez, Jason - 2001
 Hoffman, Robert - 1950
 Holland, John - 1953
 Hollingsworth, Henry - 1979
 Holtzer, Sidney - 1964
 Hooker, Bruce - 1963
 Hooks, Ron - 1973
 Hudson, Perry - 1939

DAVID IMES



Imes, David - 2013
 Ingram, Ray - 1973
 Irving, John - 1977

J

Jackson, Ahmad - 1997
 Jackson, Ted - 1961
 Jakubauskus, Joseph - 1964

CHARLES JENKINS



Jenkins, Charles - 2011
 Jenkins, Mark - 1980
 Johnke, Chris - 1996
 Johnson, Dane - 2009
 Johnson, Greg - 2009
 Johnson, Percival - 1953
 Johnson, Ryan - 2008
 Jones, Justin - 2005
 Jonsson, Olof - 1982
 Jules, Yves - 2011

K

Kammerer, Pat - 1977
 Kandler, Charles - 1973
 Kaplan, Stan - 1959
 Kasday, Larry - 1962

BRAD KELLEHER



Kelleher, Brad - 2011
 Kelleher, Tom - 1971
 Kerievsky, Harvey - 1967
 Kiernan, Stephen - 1993
 Kiesel, George - 1954

AURIMAS KIEZA



Kieza, Aurimas - 2006
 Killian, Dennis - 1941
 King, Gerlad - 1989
 Kinson, Steven - 1965
 Knight, Anthony - 1991
 Knop, William - 1957
 Koehler, Jack - 1947
 Kowal, Walter - 1973
 Kreuger, Robert - 1937
 Kroehler, Bob - 1962
 Krosser, Steward - 1964
 Kurtz, Barry - 1956

L

Landsman, Fred - 1949
 Larkin, Ken - 1941
 Larsen, Joe - 1992
 Laurel, Rich - 1977
 Lauster, Robert - 1962
 Laux, Donald - 1958
 Lawlor, Harold - 1938
 Lay, Dan - 1939
 Lenz, John - 1950
 Leonavicius, Mantas - 2008


Hofstra Basketball Alumni

Lester, Nathaniel - 2012
 Lia, Frank - 1952
 Link, Rich - 1971
 LiPuma, Matt - 1973
 Loftin, Bryant - 1979
 LoRusso, Joe - 1994
 Luther, George - 1952
 Lynch, James - 1965

M

Mackey, Joseph - 1955
 Macukas, John - 1976
 Maiorana, "Workhouse" - 1942
 Mannari, Jim - 1966
 Manners, Harry - 1958
 Marich, Tom - 1998
 Martin, Frank - 1987
 Martin, Stanley - 1997
 Mavroukas, John - 1995
 McCormick, Terry - 1972
 McCullough, Bill - 1964
 McGoff, Bob - 1970
 McGowan, John - 1961
 McGuire, James - 1958

BOB MCKILLOP



McKillop, Bob - 1972
 McLaughlin, Robert - 1971

DWAN MCMILLAN



McMillan, Dwan - 2012
 McMillan, Keith - 1992
 McNamara, John - 1957
 McPartland, Myles - 1985
 Meehan, Brian - 1972
 Meier, Greg - 1990
 Mejia, Stevie - 2013
 Melvin, Derrick - 1979
 Meyers, Seth - 1996
 Miles, Ron - 1966
 Militzok, Nathan - 1948
 Militzok, Paul - 1955
 Millar, Osei - 2003
 Mills, Arthur - 1953
 Mills, Doug - 1984
 Mills, John - 1947
 Miner, Ron - 1986
 Minor, Charles - 1986

MIKE MOORE



Moore, Mike - 2012
 Moran, Joseph - 1948
 Morr, Arthur - 1951
 Morr, Edward - 1953
 Morschauser, Howard - 1937
 Mulcahy, Jerry - 1945
 Murphy, Luke - 1986

N

Nason, Fred - 1992
 Nastronero, John - 1941
 Nicholas, Winston - 1983
 Nisenson, Steve - 1966
 Nofti, Phillip - 1969

O

O'Brian, John - 1942
 Ogden, Rob - 1996
 Olsen, F. Richard - 1955
 Olsen, Joseph - 1955
 O'Reilly, Arthur - 1958

P

JAMES PARISI



Parisi, James - 1997
 Parsons, Chris - 1996
 Peet, William - 1958
 Pelis, Bob - 1971
 Persson, Steffan - 1984
 Peterman, Richard - 1941
 Peterson, John - 1952
 Peterson, Walt - 1949
 Petit, Marc - 2003
 Petry, John - 1940
 Pfanstiel, Doug - 1988
 Pfeiffer, Ray - 1950
 Pfeiffer, Robert - 1941
 Pfeiffer, Roy - 1949
 Piccard, Al - 1952
 Pidgeon, Dick - 1956
 Pietarinen, George - 1942
 Pignataro, Phil - 1948
 Pollack, Mike - 1966
 Popielarski, Hank - 1943
 Porter, Bill - 1973
 Portman, Steve - 1958

Posey, Duane - 1999
 Poveromo, Bill - 1949
 Poveromo, Lou - 1941
 Powell, Oris - 1953
 Pryor, James - 1989
 Pugh, Jim - 1972
 Pulaski, Richard - 1962

Q

Quint, Leonard - 1951

R

Radtke, Robert - 1943
 Radziejewski, Michael - 2005
 Rais, Robert - 1949
 Rankin, Chris - 1983
 Rapp, Bergen - 1938
 Rappaport, Melvin - 1952
 Rathje, William - 1958
 Rattner, Warren - 1949
 Rebholz, Steve - 1987
 Regan, Bill - 1983
 Reid, Joe - 1981
 Reilly, Frank - 1941
 Renfro, Mike - 1999

NORMAN RICHARDSON



Richardson, Norman - 2001
 Rind, Maurice - 1959
 Rivera, Carlos - 2007
 Rood, Ken - 1977
 Rosenthal, Les - 1948
 Rossi, Nicholas - 1953
 Ruege, Charles - 1964
 Rumph, Dan - 1982
 Ruppert, Paul - 1957
 Ruskiewicz, Eric - 1993
 Russo, Vinny - 1999
 Rutledge, Pete - 1948
 Ryan, William - 1949

S

Salit, Pete - 1958
 Sandgren, H. - 1949
 Scazzofava, Ralph - 1979
 Schaefer, Chris - 1986
 Schayes, Herman - 1954
 Schreyer, Tom - 1985
 Schwab, Henry - 1959
 Schwartz, Bruce - 1981
 Sestokas, Zygis - 2009

JAMES SHAFFER



Shaffer, James - 1995
 Shanahan, Jim - 1992
 Shapiro, Phillip - 1950
 Shauer, Robert - 1969
 Shaw, Everett - 1938
 Silkworth, Harold - 1943
 Silverman, Jerome - 1965
 Skloot, Michael - 1970
 Slzec, Matt - 1954
 Smalls, Derwin - 1988
 Smith, Bob - 1964
 Smith, Harold - 1944
 Smith, Howard - 1958
 Sokolowski, Phillip - 1941
 Sommers, Dan - 1942
 Sommers, Jack - 1942
 Sorrentino, Tony - 1944
 Souffrant Woody - 2005
 Sparber, Roy - 1966
 Springfield, Greg - 2001
 Starr, Douglas - 1965
 Steinman, Bill - 1964
 Stokes, Loren - 2007
 Stokes, Shaquille - 2013
 Stowers, Robert - 1962
 Stubblefield, Ron - 1969

Suarez, Joel - 2002
 Sullivan, Paul - 1966
 Swanson, Doug - 1981
 Swartz, Dan - 1970
 Swartz, Richard - 1962
 Sylla, Abdou - 2001
 Szabo, Miklos - 2010

T

Taylor, David - 1983
 Taylor, Edward - 1967
 Thieben, William - 1956
 Thomas, Lawrence - 1997
 Tiebout, Donald - 1944
 Tierri, Ralph - 1966
 Tilley, Bill - 1969
 Tilley, Mike - 1966
 Titus, Sean - 1994
 Tomitz, Walter - 1952
 Tomlin, Bernard - 1976
 Toperoff, Sam - 1959

DARREN TOWNES



Townes, Darren - 2009
 Triebel, Roy - 1947
 Tucker, Matt - 1990

U

ARMINAS URBUTIS



Urbutis, Arminas - 2009
 Uter, Adrian - 2006

V

Veit, Robert - 1956
 Vesley, Tom - 1949
 Vickers, Willie - 1977

CORNELIUS VINES



Vines, Cornelius - 2010
 Vinicombe, James - 1942
 Vogel, Nicholas - 1946
 Volmut, Vince - 1975

W

Walker, Danny - 2004
 Walker, Frank - 1990
 Walker, Ken - 1955

GIBRAN WASHINGTON



Washington, Kentrell - 2013
 Washington, Gibran - 2005
 Washington, Greg - 2011
 Weiner, Lazarus - 1950
 Weingard, Robbie - 1985
 Weller, Gary - 1974
 Whalen, Don - 1955
 White, Barry - 1969
 Whittfield, Rick - 1973

WANDY WILLIAMS



Williams, Wandy - 1969
 Wolfson, Al - 1973
 Woods, Alvin - 1981
 Worrell, Robert - 1983
 Wrench, Bill - 1966

Y

Yale, Harry - 1941
 Yarger, Jon - 1988

Z

Zale, Gary - 1963
 Zalewsky, Henry - 1950
 Zane, G. - 1951
 Zinn, Bob - 1947

1,000 Point Scorers



1) 2,513
Charles Jenkins (2007-11)

Season	G	FG	FGA	3FG	3FA	FT	FTA	PTS	AVG
2007-08	29	160	340	20	61	96	123	436	15.0
2008-09	32	203	503	31	99	192	234	629	19.7
2009-10	34	235	531	63	154	169	210	702	20.6
2010-11	33	249	482	66	157	182	221	746	22.6
Totals	128	847	1856	180	471	639	788	2513	19.6



2) 2,276
Antoine Agudio (2004-08)

Season	G	FG	FGA	3FG	3FA	FT	FTA	PTS	AVG
2004-05	30	160	375	82	184	50	76	452	15.1
2005-06	33	184	432	91	216	87	122	566	17.2
2006-07	32	219	476	100	231	108	156	646	20.2
2007-08	27	207	480	84	205	114	147	612	22.7
Totals	122	780	1723	357	846	359	501	2276	18.7



3) 2,222
Steve Nisenson (1962-65)

Season	GP	FGM	FGA	FTM	FTA	PTS	AVG
1962-63	30	289	524	187	220	765	25.5
1963-64	28	273	579	230	252	776	27.7
1964-65	25	248	545	185	213	681	27.2
Totals	83	810	1648	602	685	2222	26.8



4) 2,148
Loren Stokes (2003-07)

Season	G	FG	FGA	3FG	3FA	FT	FTA	PTS	AVG
2003-04	29	143	313	11	34	77	137	374	12.9
2004-05	30	196	408	16	53	141	221	549	18.3
2005-06	33	233	474	27	77	81	136	574	17.4
2006-07	32	230	483	27	78	164	242	651	20.3
Totals	124	802	1678	81	242	463	736	2148	17.3



5) 2,102
Rich Laurel (1973-77)

Season	GP	FGM	FGA	FTM	FTA	PTS	AVG
1973-74	22	166	382	82	109	414	19.3
1974-75	13	69	178	34	41	172	13.2
1975-76	30	248	493	112	137	608	20.3
1976-77	30	355	663	198	245	908	30.3
Totals	95	838	1716	426	532	2102	22.1



6) 2,045
Bill Thieben (1953-56)

Season	GP	FGM	FGA	FTM	FTA	PTS	AVG
1953-54	24	229	479	131	215	589	24.6
1954-55	26	280	575	200	272	760	29.2
1955-56	26	258	485	180	256	696	26.8
Totals	76	767	1539	511	743	2045	26.9



7) 2,015
Craig Claxton (1996-00)

Season	G	FG	FGA	3FG	3FA	FT	FTA	PTS	AVG
1996-97	27	134	310	6	38	132	187	406	15.0
1997-98	31	182	375	2	11	138	189	504	16.3
1998-99	30	136	282	6	19	121	151	399	13.3
1999-00	31	253	538	51	134	149	195	706	22.8
Totals	119	705	1505	65	202	540	722	2015	16.9



8) 1,818
David Taylor (1979-83)

Season	GP	FGM	FGA	FTM	FTA	PTS	AVG
1979-80	28	212	398	68	84	492	17.6
1980-81	26	178	329	66	100	422	16.2
1981-82	26	201	397	63	97	465	17.9
1982-83	27	184	325	71	104	439	16.3
Totals	107	775	1449	265	385	1818	17.0



9) 1,677
Norman Richardson (1997-01)

Season	G	FG	FGA	3FG	3FA	FT	FTA	PTS	AVG
1997-98	31	107	261	26	93	30	59	270	8.7
1998-99	29	143	348	59	151	58	93	403	13.9
1999-00	30	253	538	65	184	74	93	487	16.2
2000-01	31	161	393	42	129	153	208	517	16.7
Totals	121	664	1540	192	557	315	453	1677	13.9



10) 1,437
Frank Walker (1985-90)

Season	G	FG	FGA	3FG	3FA	FT	FTA	PTS	AVG
1985-86	27	105	266	-	-	57	75	267	9.9
1986-87	28	115	300	45	129	68	90	343	12.3
1987-88	26	145	355	63	149	53	65	406	15.6
1988-89	DNP								
1989-90	28	125	293	49	126	122	149	421	15.0
Totals	109	490	1214	147	404	300	379	1437	13.2



11) 1,435
Leroy Allen (1983-87)

Season	G	FG	FGA	3FG	3FA	FT	FTA	PTS	AVG
1983-84	28	79	181	-	-	51	75	209	7.5
1984-85	29	156	350	-	-	66	82	378	13.0
1985-86	28	178	349	-	-	67	98	423	15.1
1986-87	27	155	342	42	95	73	95	425	15.7
Totals	112	568	1322	42	95	257	350	1435	12.8



12) 1,422
Rick Apodaca (1999-03)

Season	G	FG	FGA	3FG	3FA	FT	FTA	PTS	AVG
1999-00	31	74	195	34	110	39	58	221	7.1
2000-01	30	132	326	45	136	54	85	363	12.1
2001-02	32	189	493	66	224	123	166	567	17.7
2002-03	15	83	234	45	136	60	86	271	18.1
Totals	108	478	1248	190	606	276	395	1422	13.2



13) 1,368
Ken Rood (1973-77)

Season	GP	FGM	FGA	FTM	FTA	PTS	AVG
1973-74	22	114	239	41	51	269	12.2
1974-75	19	68	164	19	27	155	8.2
1975-76	30	192	394	77	88	461	15.4
1976-77	30	215	471	53	69	483	16.1
Totals	101	589	1268	190	235	1368	13.5



14) 1,344
Barry White (1966-69)

Season	GP	FGM	FGA	FTM	FTA	PTS	AVG
1966-67	25	161	288	81	126	403	16.1
1967-68	25	182	350	70	111	434	17.4
1968-69	25	198	418	111	172	507	20.3
Totals	75	541	1056	262	409	1344	17.9



15) 1,330
Dave Bell (1969-72)

Season	GP	FGM	FGA	FTM	FTA	PTS	AVG
1969-70	26	206	353	122	187	534	20.5
1970-71	24	133	271	114	157	380	15.8
1971-72	25	168	324	80	122	416	16.6
Totals	75	507	948	316	466	1330	17.7



16) 1,296
Kenny Adeleke (2001-04)

Season	G	FG	FGA	3FG	3FA	FT	FTA	PTS	AVG
2001-02	32	169	336	1	2	94	149	433	13.5
2002-03	29	193	390	0	3	82	148	468	16.1
2003-04	29	143	308	2	17	107	165	395	13.6
Totals	90	505	1034	3	22	283	462	1296	14.4



17) 1,286
Mike Tilley (1963-66)

Season	GP	FGM	FGA	FTM	FTA	PTS	AVG
1963-64	29	104	228	71	104	279	9.6
1964-65	24	162	362	73	100	397	16.5
1965-66	26	243	467	124	203	610	23.5
Totals	79	509	1057	268	407	1286	16.3



18) 1,240
Roberto Gittens (1997-01)

Season	G	FG	FGA	3FG	3FA	FT	FTA	PTS	AVG
1997-98	31	121	229	0	1	89	152	331	10.7
1998-99	32	127	256	0	0	78	124	332	10.4
1999-00	30	93	157	0	0	63	106	249	8.3
2000-01	31	123	187	0	0	82	145	328	10.6
Totals	124	464	829	0	1	312	527	1240	10.0



19) 1,225
Carlos Rivera (2003-07)

Season	G	FG	FGA	3FG	3FA	FT	FTA	PTS	AVG
2003-04	21	82	203	47	129	15	22	226	10.8
2004-05	25	54	148	40	115	36	47	184	7.4
2005-06	33	120	305	49	153	97	129	386	11.7
2006-07	32	128	292	65	154	108	128	429	13.4
Totals	111	384	948	201	551	256	326	1225	11.0



20) 1,220
Demetrius Dudley (1991-93)

Season	G	FG	FGA	3FG	3FA	FT	FTA	PTS	AVG
1991-92	29	195	411	45	119	195	253	630	21.7
1992-93	26	184	417	81	171	141	178	590	22.7
Totals	55	379	828	126	290	336	431	1220	22.2



21) 1,220
John Mills (1941-43/46-47)
 Stats Not Available



22) 1,159
Ted Jackson (1958-61)

Season	GP	FGM	FGA	FTM	FTA	PTS	AVG
1958-59	26	154	359	143	214	451	17.3
1959-60	23	97	213	118	185	312	13.5
1960-61	25	131	273	134	212	396	15.8
Totals	74	382	845	395	611	1159	15.7



23) 1,139
Nathaniel Lester (2007-12)

Season	G	FG	FGA	3FG	3FA	FT	FTA	PTS	AVG
2007-08	30	64	187	21	85	40	58	189	6.3
2008-09	32	72	187	15	54	52	79	211	6.6
2009-10	34	88	211	10	43	87	113	273	8.0
2010-11	Injured								
2011-12	32	153	385	19	73	141	183	466	14.6
Totals	128	377	970	65	255	320	433	1139	8.9



24) 1,132
Wandy Williams (1966-69)

Season	GP	FGM	FGA	FTM	FTA	PTS	AVG
1966-67	9	69	171	52	70	190	21.1
1967-68	25	202	441	94	154	498	19.9
1968-69	23	154	381	136	190	444	19.3
Totals	57	425	993	282	414	1132	19.9



25) 1,128
Mike Moore (2010-12)

Season	G	FG	FGA	3FG	3FA	FT	FTA	PTS	AVG
2010-11	33	157	386	62	175	115	135	491	14.9
2011-12	32	200	477	81	207	156	191	637	19.9
Totals	65	357	863	143	382	271	326	1128	17.4



26) 1,107
Richie Swartz (1959-62)

Season	GP	FGM	FGA	FTM	FTA	PTS	AVG
1959-60	24	101	239	75	103	277	11.5
1960-61	20	107	226	63	86	277	13.9
1961-62	28	218	470	117	154	553	19.8
Totals	72	426	935	255	343	1107	15.4



27) 1,069
Derrick Flowers (1987-91)

Season	G	FG	FGA	3FG	3FA	FT	FTA	PTS	AVG
1987-88	7	4	12	1	1	3	5	12	1.7
1988-89	29	149	302	1	2	87	119	386	13.3
1989-90	28	121	253	0	2	87	117	329	11.8
1990-91	28	124	262	0	1	94	134	342	12.2
Totals	92	398	829	2	6	271	375	1069	11.6



28) 1,060
Darius Burton (1993-97)

Season	G	FG	FGA	3FG	3FA	FT	FTA	PTS	AVG
1993-94	29	88	199	13	40	100	144	289	10.0
1994-95	28	113	273	17	57	91	138	334	11.9
1995-96	27	89	207	3	11	101	139	282	10.4
1996-97	27	51	116	2	12	51	66	155	5.7
Totals	111	341	795	35	120	343	487	1060	9.5



29) 1,045
Percy Johnson (1950-53)

Season	GP	FGM	FGA	FTM	FTA	PTS	AVG
1950-51	28	134	272	83	163	351	12.5
1951-52	29	119	328	91	163	329	11.3
1952-53	26	114	320	137	218	365	14.0
Totals	83	367	920	311	544	1045	12.6



30) 1,022
James Shaffer (1991-95)

Season	G	FG	FGA	3FG	3FA	FT	FTA	PTS	AVG
1991-92	25	26	50	4	14	27	55	83	3.3
1992-93	27	44	92	6	19	47	69	141	5.2
1993-94	28	132	269	8	35	159	218	431	15.4
1994-95	28	103	259	22	69	139	178	367	13.1
Totals	108	305	670	40	137	372	520	1022	9.5



31) 1,018
John Irving (1974-77)

Season	GP	FGM	FGA	FTM	FTA	PTS	AVG
1974-75	21	128	245	25	45	281	13.4
1975-76	29	149	270	53	83	351	12.1
1976-77	27	172	335	42	66	386	14.3
Totals	77	449	850	120	194	1018	13.2



Hofstra Record Book

Most Points

Game: (48) Bill Thieben vs. Union, 1954-55
 Season: (908) Rich Laurel, 1976-77
 Career: (2,513) Charles Jenkins, 2007-11

Best Scoring Average

Season: (30.3) Rich Laurel, 1976-77
 Career: (26.9) Bill Thieben, 1953-56
 (26.8) Steve Nisenson, 1962-65

Most Field Goals Made

Game: (20) Bernard Tomlin vs. ORU, 1974-75
 Season: (355) Rich Laurel, 1976-77
 Career: (847) Charles Jenkins, 2007-11

Most Field Goals Attempted

Game: (39) Bill Thieben vs. Ohio Wesleyan, 1953-54
 Season: (663) Rich Laurel, 1976-77
 Career: (1,856) Charles Jenkins, 2007-11

Best Field Goal Percentage

Season: (.702) Mike Pollack, 1965-66
 Career: (.598) Mike Pollack, 1963-66

Most Three-Point Field Goals Made

Game: (7) Frank Walker vs. Florida Southern, 1987-88; Jason Hernandez at Northeastern, 1999-00; Cornelius Vines at UNC Wilmington, 2009-10; Mike Moore vs. Binghamton, 2011-12
 Season: (100) Antoine Agudio, 2006-07 (231 attempts)
 Career: (357) Antoine Agudio, 2004-07 (641 attempts)

Most Three-Point Field Goals Attempted

Game: (16) Antoine Agudio at UNC Wilmington, 2006-07 (6 made)
 Season: (231) Antoine Agudio, 2006-07 (100 made)
 Career: (846) Antoine Agudio, 2004-07 (273 made)



Antoine Agudio

Best Three-Point Field Goal Percentage

Season: (.497) Carlos Dicienta, 1987-88 (74-149)
 Career: (.422) Antoine Agudio, 2004-08 (357-846 in 54 games)

Most Free Throws Made

Game: (20) Steve Nisenson vs. Lycoming, 1963-64 (20-22)
 Season: (230) Steve Nisenson, 1963-64
 Career: (639) Charles Jenkins, 2007-11

Most Free Throws Attempted

Game: (24) Roberto Gittens at Colgate, 1997-98
 Season: (272) Bill Thieben, 1954-55
 Career: (788) Charles Jenkins, 2007-11

Best Free Throw Percentage

Season: (.913) Steve Nisenson, 1963-64
 Career: (.880) Bernard Tomlin, 1974-76

Most Rebounds

Game: (43) Bill Thieben vs. Springfield, 1954-55
 Season: (627) Bill Thieben, 1954-55
 Career: (1,837) Bill Thieben, 1953-56



Bill Thieben

Most Assists

Game: (16) Robbie Weingard vs. Bloomfield, 1983-84
 Season: (228) Robbie Weingard, 1984-85
 Career: (660) Craig "Speedy" Claxton, 1996-00

Most Steals

Game: (8) Frank Walker vs. Rider, 1985-86; Craig "Speedy" Claxton vs. New Hampshire, 1998-99
 Season: (102) Craig "Speedy" Claxton, 1999-00
 Career: (288) Craig "Speedy" Claxton, 1996-00

Most Blocked Shots

Game: (10) Greg Springfield at New Mexico State, 1999-00; Greg Washington vs. UNC Wilmington, 2009-10
 Season: (92) Greg Washington, 2009-10
 Career: (275) Greg Washington, 2007-11

Most Games Played

Season: (34) Charles Jenkins, Halil Kanacevic, Nathaniel Lester, 2009-10
 Career: (128) Charles Jenkins, 2007-11; Nathaniel Lester, 2007-12

TEAM RECORDS

Most Points

Game: (118) vs. Wagner, 1971-72
 Season: (2,492) 1976-77

Most Field Goals Made

Game: (53) vs. Wagner, 1971-72
 Season: (1,031) 1976-77

Most Field Goals Attempted

Game: (94) vs. Wagner, 1971-72
 Season: (2,089) 1976-77

Most Three-Point Field Goals Made

Game: (15) at Towson, 2005-06; at James Madison, 2006-07
 Season: (256) 2006-07

Most Three-Point Field Goals Attempted

Game: (36) at Charlotte, 2006-07
 Season: (627) 1999-00

Most Free Throws Made

Game: (42) at Brown, 1988-89 (of 54)
 Season: (636) 1963-64

Most Free Throws Attempted

Game: (64) vs. Catholic, 1963-64
 Season: (968) 1963-64

Most Rebounds

Game: (67) vs. Springfield, 1954-55
 Season: (1,470) 1954-55

Most Assists

Game: (25) vs. Bucknell, 1988-89; vs. UNCW, 2011-12
 Season: (516) 1977-78

Most Steals

Game: (22) vs. Central Connecticut, 1992-93
 Season: (322) 1985-86

Most Blocks

Game: (14) at New Mexico State, 1999-00, vs. Towson, 2004-05, vs. UNC Wilmington, 2009-10
 Season: (219) 2009-10

Winning Streak

Season: (18) 2000-01
 Overall: (23) 1959-60 season to 1960-61 season

TEAM - SEASON

Most Victories: (26) 1951-52, 2000-01, 2005-06
 Most Losses: (25) 2012-13
 Best Winning Percentage: (.958) 1959-60 (23-1)
 Longest Winning Streak: (18) 2000-01
 Longest Losing Streak: (12) 1987-88
 Best Scoring Average: (83.1) 1976-77
 Best Defensive Average: (41.1) 1945-46
 Best Field Goal Percentage: (.516) 1982-83
 Best Free Throw Percentage: (.761) 2010-11
 Best Three-Point Percentage: (.444) 1987-88
 Best Rebound Average: (58.5) 1953-54

The Hofstra 1,000 Point Club

Name	Years	Ponts
1) Charles Jenkins	2007-11	2,513
2) Antoine Agudio	2004-08	2,276
3) Steve Nisenson	1962-65	2,222
4) Loren Stokes	2003-07	2,148
5) Rich Laurel	1973-77	2,102
6) Bill Thieben	1953-56	2,045
7) Craig "Speedy" Claxton	1996-00	2,015
8) David Taylor	1979-83	1,818
9) Norman Richardson	1997-01	1,677
10) Frank Walker	1985-89	1,437
11) Leroy Allen	1983-87	1,435
12) Rick Apodaca	1999-03	1,422
13) Ken Rood	1973-77	1,368
14) Barry White	1966-69	1,344
15) Dave Bell	1969-72	1,330
16) Kenny Adeleke	2001-04	1,296
17) Mike Tilley	1963-66	1,286
18) Roberto Gittens	1997-01	1,240
19) Carlos Rivera	2003-07	1,225
20) Demetrius Dudley	1991-93	1,220
20) John Mills	1941-43/46-47	1,220
22) Ted Jackson	1958-61	1,159
23) Nathaniel Lester	2007-12	1,139
24) Wandy Williams	1966-69	1,132
25) Mike Moore	2010-12	1,128
26) Richie Swartz	1959-62	1,107
27) Derrick Flowers	1987-91	1,069
28) Darius Burton	1993-97	1,060
29) Percy Johnson	1950-53	1,045
30) James Shaffer	1991-95	1,022
31) John Irving	1974-77	1,018

Hofstra Career Rebounding Leaders

Name	Years	Rebounds
1) Bill Thieben	1953-56	1,837
2) John Irving	1974-77	1,186
3) David Taylor	1979-82	926
4) Gary Cheslock	1978-81	857
5) Kenny Adeleke	2001-04	837
6) Barry White	1966-69	811
7) Roberto Gittens	1997-01	809
8) Dave Bell	1969-72	797
9) Quinas Brower	1970-72	766
10) Jim Boatwright	1962-64	751
11) Ed Moor	1951-53	746
12) Gerald King	1986-89	690
13) Mike Pollack	1964-66	673
14) Myles McPartland	1983-85	658
15) Loren Stokes	2003-07	657
16) Rich Laurel	1973-77	647
17) Percy Johnson	1950-53	640
18) Greg Washington	2007-11	629
19) Henry Schwab	1957-59	628

Hofstra Career Assist Leaders

Name	Years	Assists
1) Craig Claxton	1996-00	660
2) Robby Weingard	1981-85	606
3) Darius Burton	1993-97	560
4) Frank Walker	1986-90	522
5) Charles Jenkins	2007-11	489
6) Loren Stokes	2003-07	377
7) Woody Souffrant	2001-05	362
8) Carlos Rivera	2003-07	351
9) Antoine Agudio	2004-08	317
10) Leroy Allen	1983-87	305

Hofstra Career Steals Leaders

Name	Years	Steals
1) Craig Claxton	1996-00	288
2) Leroy Allen	1983-87	286
3) Frank Walker	1986-90	275
4) Darius Burton	1993-97	264
5) Charles Jenkins	2007-11	213
6) Loren Stokes	2003-07	180
7) Eric Harvey	1979-83	160
7) Doug Mills	1982-84	160
9) Errol Flanigan	1988-91	158
10) Carlos Rivera	2003-07	156

Hofstra Career Three-Point FG Leaders

Name	Years	3FG
1) Antoine Agudio	2004-08	357
2) Carlos Rivera	2003-07	201
3) Norman Richardson	1997-01	192
4) Rick Apodaca	1999-03	190
5) Charles Jenkins	2007-11	180
6) Jason Hernandez	1998-01	162
7) Tim Beckett	1995-99	158
8) Frank Walker	1986-90	157
9) Mike Moore	2010-12	143
10) Cornelius Vines	2008-10	132

Hofstra Career Blocked Shots Leaders

Name	Years	Blocks
1) Greg Washington	2007-11	275
2) David Taylor	1979-83	178
3) Roberto Gittens	1997-01	138
4) Adrian Uter	2004-06	126
5) Danny Walker	1999-04	97
6) Greg Springfield	1999-01	92
7) Dane Johnson	2007-09	89
8) Aurimas Kieza	2002-06	83
9) Charles Minor	1982-86	82

Most Points in One Game

48 - Bill Thieben vs. Wilkes, 1954-55
 47 - Steve Nisenson vs. Wagner, 1964-65
 45 - Steve Nisenson vs. West Chester, 1962-63
 44 - Demetrius Dudley vs. Central Connecticut State, 1992-93
 44 - Steve Nisenson vs. Catholic, 1963-64
 43 - Rich Laurel vs. St. Francis (NY), 1976-77
 42 - Bernard Tomlin vs. Oral Roberts, 1974-75
 42 - Bill Thieben vs. Wilkes, 1955-56
 40 - Craig "Speedy" Claxton vs. Hartford, 1999-00
 40 - Craig "Speedy" Claxton vs. Maine, 1999-00
 40 - Rich Laurel vs. American, 1976-77
 40 - Charles Jenkins at Binghamton, 2010-11
 39 - Craig "Speedy" Claxton vs. Iona, 1999-00
 38 - Demetrius Dudley vs. Columbia, 1992-93
 38 - Charles Jenkins vs. Fairfield, 2009-10
 37 - Carlos Rivera vs. James Madison, 2006-07
 37 - Demetrius Dudley vs. Maine, 1992-93
 37 - Demetrius Dudley vs. Towson State, 1991-92
 36 - Demetrius Dudley vs. Air Force, 1991-92
 36 - Antoine Agudio vs. Fordham, 2007-08
 35 - John Mavroukas vs. New Hampshire, 1994-95
 35 - Charles Jenkins vs. UNC Wilmington, 2008-09
 35 - Charles Jenkins vs. James Madison, 2010-11

Most Rebounds in One Game

43 - Bill Thieben vs. Springfield, 1954-55
 38 - Bill Thieben vs. Ohio Wesleyan, 1953-54
 33 - Bill Thieben vs. Wilkes, 1955-56
 28 - John Irving vs. LIU, 1975-76
 27 - John Irving vs. Bucknell, 1975-76
 26 - Quinas Brower vs. West Chester, 1971-72
 25 - Barry White vs. St. Francis (NY), 1967-68
 25 - Barry White vs. Albright, 1968-69
 25 - Quinas Brower vs. Wilkes, 1970-71
 24 - John Irving vs. LIU-C.W. Post, 1974-75
 22 - John Irving vs. American, 1976-77
 22 - John Irving vs. Siena, 1976-77
 22 - John Irving vs. LIU, 1976-77
 22 - John Irving vs. American, 1974-75
 22 - John Irving vs. Adelphi, 1975-76
 22 - John Irving vs. CUNY, 1975-76
 22 - John Irving vs. Merrimack, 1975-76



Greg Springfield



Rich Laurel

Hofstra Record Book

TEAM - SEASON

Most Field Goals Made

1)	1031	1976-77
2)	913	1977-78
3)	908	1975-76
4)	875	2005-06
5)	868	1963-64
6)	862	1962-63
7)	859	2009-10
8)	854	1985-86
9)	827	1999-00
10)	825	1984-85

Most Field Goals Attempted

1)	2102	2009-10
2)	2089	1951-52 and 1976-77
4)	1957	1977-78
5)	1908	1954-55
6)	1902	2005-06
7)	1856	1975-76 and 2001-02
9)	1851	2008-09
10)	1850	1949-50

Best Field Goal Percentage

1)	.516	1982-83
2)	.512	1984-85
3)	.497	1965-66
4)	.494	1976-77
5)	.489	1975-76
6)	.485	1980-81
7)	.484	1991-92
8)	.480	1985-86
9)	.473	1963-64
10)	.473	2000-01

Most Three-Point Field Goals Made

1)	256	2006-07
2)	225	1999-00
3)	217	2004-05
4)	214	2005-06
5)	208	2010-11
6)	198	2002-03
7)	194	1998-99
8)	184	2009-10
9)	180	2008-09
10)	171	2003-04



Charles Jenkins

Most Three-Point Field Goals Attempted

1)	627	1999-00
2)	621	2006-07
3)	615	2002-03
4)	614	2004-05
5)	600	2005-06
6)	583	2010-11
7)	573	2008-09
8)	565	2009-10
9)	528	2001-02
10)	517	1998-99

Best Three-Point Field Goal Percentage

1)	.444	1987-88
2)	.428	1991-92
3)	.422	1988-89
4)	.412	2006-07
5)	.405	1992-93
6)	.385	1986-87
7)	.376	1989-90
8)	.375	1998-99
9)	.359	1999-00
10)	.357	2005-06 and 2010-11

Most Free Throws Made

1)	636	1963-64
2)	582	1952-53
3)	581	1956-57
4)	575	1958-59
5)	570	1962-63
6)	568	1988-89
7)	556	1991-92
8)	543	1954-55
9)	539	1955-56
10)	536	2011-12

Most Free Throw Attempts

1)	968	1963-64
2)	920	1952-53
3)	912	1956-57
4)	846	1962-63
5)	844	1958-59
6)	817	1953-54
7)	807	2000-01
8)	797	1988-89
9)	795	1955-56
10)	783	1951-52

Best Free Throw Percentage

1)	.761	2010-11
2)	.754	1983-84
3)	.743	1975-76
4)	.739	1984-85
5)	.733	1964-65
6)	.729	1991-92
7)	.726	2009-10
8)	.721	1982-83
8)	.721	1990-91
10)	.719	1992-93

Most Rebounds

1)	1470	1954-55
2)	1465	1955-56
3)	1451	1951-52
4)	1403	1953-54
5)	1382	2009-10
6)	1327	1976-77
7)	1322	2001-02
8)	1306	2008-09
9)	1246	1963-64
10)	1245	1966-67

Most Points

1)	2492	1976-77
2)	2405	2005-06
3)	2392	1963-64
4)	2384	2009-10
5)	2339	2006-07
6)	2335	2010-11
7)	2307	1999-00
8)	2294	1962-63
9)	2286	1997-98
10)	2257	2000-01

Best Scoring Average

1)	83.1	1976-77
2)	82.5	1963-64
3)	82.1	1965-66
4)	81.3	1977-78
5)	79.3	1954-55 and 1960-61
6)	77.6	1967-68
7)	76.9	1971-72
8)	76.4	1962-63
9)	75.7	1968-69
10)	75.3	1964-65



Mike Moore

INDIVIDUAL - SEASON

Most Field Goals Made

1)	355	Rich Laurel	1976-77
2)	289	Steve Nisenson	1962-63
3)	280	Bill Thieben	1954-55
4)	273	Steve Nisenson	1963-64
5)	258	Bill Thieben	1955-56
6)	253	Craig Claxton	1999-00
7)	249	Charles Jenkins	2010-11
8)	248	Steve Nisenson	1964-65
8)	248	Rich Laurel	1975-76
10)	246	Henry Hollingsworth	1978-79

HOFSTRA IN THE NCAA TOURNAMENT

The Hofstra Basketball program has received eight invitations to the NCAA Basketball Championships. Four came while Hofstra played on the Division II level in the 1960s, while the other four have come at the Division I level. Two of the Division I appearances came during the 1970s as a member of the East Coast Conference. In all, the Pride has played 12 NCAA Tournament games in their history and have posted a 4-8 record.

1959 - II

Hofstra 67, Wesleyan 48
American 66, Hofstra 65

1962 - II

Hofstra 56, LIU-C.W. Post 55
Mt. St. Mary's 66, Hofstra 51

1963 - II

Philadelphia Textile 60, Hofstra 55
Hofstra 78, Mt. St. Mary's 71

1964 - II

Hofstra 92, Catholic 91(2OT)
Hofstra 74, Elizabethtown 61
Akron 77, Hofstra 58

1976 - I

Connecticut 80, Hofstra 78

1977 - I

Notre Dame 90, Hofstra 83

2000 - I

Oklahoma State 86, Hofstra 66

2001 - I

UCLA 61, Hofstra 48

Most Field Goals Attempted

1)	663	Rich Laurel	1976-77
2)	579	Steve Nisenson	1962-63
3)	575	Bill Thieben	1954-55
4)	545	Steve Nisenson	1964-65
5)	538	Craig Claxton	1999-00
6)	531	Charles Jenkins	2009-10
7)	524	Steve Nisenson	1962-63
8)	516	Henry Hollingsworth	1978-79
9)	503	Charles Jenkins	2008-09
10)	493	Rich Laurel	1975-76

Best Field Goal Percentage (4 FGM/G)

1)	.702	Mike Pollack	(127-181)	1965-66
2)	.615	Steve Rebholz	(139-226)	1986-87
3)	.607	Wendell Gibson	(102-168)	2003-04
4)	.604	Myles McPartland	(116-192)	1984-85
5)	.589	Jim Boatwright	(273-579)	1963-64
6)	.584	Dave Bell	(206-353)	1969-70
7)	.573	Mike Pollack	(86-150)	1964-65
8)	.568	Tom Schreyer	(167-294)	1984-85
9)	.566	David Taylor	(184-325)	1982-83
10)	.559	Barry White	(161-288)	1966-67

HOFSTRA IN THE NATIONAL INVITATION TOURNAMENT

Hofstra has received three invitations to the National Invitation Tournament (NIT), including each of the last two seasons. The 1998-99 squad was selected after a 22-9 season, the 2004-05 squad earned a bid after a 21-8 campaign, while the 2005-06 team was chosen after a 24-6 campaign. The 2005-06 squad reached the quarterfinals after picking up two NIT victories over Nebraska and Saint Joseph's

1999

Rutgers 58, Hofstra 45

2005

Saint Joseph's 53, Hofstra 44

2006

Hofstra 73, Nebraska 62
Hofstra 77, Saint Joseph's 75 (OT)
Old Dominion 61, Hofstra 51

2007

DePaul 83, Hofstra 71

HOFSTRA IN THE COLLEGE BASKETBALL INVITATIONAL

2010

IUPUI 74, Hofstra 60

2011

Evansville 77, Hofstra 70

Most Three-Point Field Goals Made

1)	100	Antoine Agudio	(100-231)	2006-07
2)	91	Antoine Agudio	(91-216)	2005-06
3)	84	Antoine Agudio	(84-205)	2007-08
4)	82	Antoine Agudio	(82-194)	2004-05
5)	81	Demetrius Dudley	(81-171)	1992-93
5)	81	Mike Moore	(81-207)	2011-12
7)	74	Carlos Dicenta	(74-149)	1987-88
8)	72	Cornelius Vines	(72-217)	2008-09
9)	66	Rick Apodaca	(66-224)	2001-02
9)	66	Charles Jenkins	(66-157)	2010-11
11)	65	Carlos Rivera	(65-154)	2006-07
11)	65	Norman Richardson	(65-184)	1999-00

Most Three-Point Field Goals Attempted

1)	231	Antoine Agudio	(100-231)	2006-07
2)	224	Rick Apodaca	(66-224)	2001-02
3)	217	Cornelius Vines	(72-217)	2008-09
4)	216	Antoine Agudio	(91-216)	2005-06
5)	207	Mike Moore	(81-207)	2011-12
6)	206	Cornelius Vines	(60-206)	2009-10
7)	205	Antoine Agudio	(84-205)	2007-08
8)	194	Antoine Agudio	(82-194)	2004-05
9)	184	Norman Richardson	(65-184)	1999-00
10)	183	Taran Buie	(53-183)	2012-13

Best Three-Point Field Goal Percentage

1)	.497	Carlos Dicenta	(74-149)	1987-88
2)	.474	Demetrius Dudley	(81-171)	1992-93
3)	.464	Jason Hernandez	(51-110)	1998-99
4)	.460	Keith McMillan	(57-124)	1991-92
5)	.444	Zygis Sestokas	(60-135)	2006-07
6)	.442	Leroy Allen	(42-95)	1986-87
7)	.441	Carlos Dicenta	(49-111)	1988-89
8)	.433	Antoine Agudio	(100-231)	2006-07
9)	.423	Antoine Agudio	(82-194)	2004-05
10)	.423	Frank Walker	(63-149)	1987-88

Most Free Throws Made

1)	230	Steve Nisenson	1963-64
2)	200	Bill Thieben	1954-55
3)	198	Rich Laurel	1976-77
4)	195	Demetrius Dudley	1991-92
5)	192	Charles Jenkins	2008-09
6)	187	Steve Nisenson	1962-63
7)	185	Steve Nisenson	1964-65
8)	182	Charles Jenkins	2010-11
9)	180	Bill Thieben	1955-56
10)	169	Charles Jenkins	2009-10

Most Free Throw Attempts

1)	272	Bill Thieben	1954-55
2)	256	Bill Thieben	1955-56
3)	253	Demetrius Dudley	1991-92
4)	252	Steve Nisenson	1963-64
5)	245	Rich Laurel	1976-77
6)	242	Loren Stokes	2006-07
7)	234	Charles Jenkins	2008-09
8)	221	Loren Stokes	2004-05
8)	221	Charles Jenkins	2010-11
10)	220	Steve Nisenson	1962-63

MEN'S BASKETBALL ALL-AMERICANS

Bill Thieben	1955, 1956
Steve Nisenson	1963, 1964
Craig Claxton	1998, 2000
Norman Richardson	2001
Loren Stokes	2007
Charles Jenkins	2010, 2011

Hofstra Record Book

Best Free Throw Percentage (2 FTM/G)

1)	.913	Steve Nisenson	(230-252)	1963-64
2)	.905	Brian Appel	(67-74)	1977-78
3)	.887	Luke Murphy	(94-106)	1985-86
4)	.875	Ken Rood	(77-88)	1975-76
5)	.869	Steve Nisenson	(185-213)	1964-65
6)	.855	Doug Mills	(124-145)	1983-84
7)	.852	Bernard Tomlin	(52-61)	1974-75
8)	.852	Mike Moore	(115-135)	2010-11
8)	.850	Steve Nisenson	(187-220)	1962-63
10)	.848	Keith McMillan	(67-79)	1990-91

Most Rebounds

1)	627	Bill Thieben	1954-55
2)	620	Bill Thieben	1953-54
3)	590	Bill Thieben	1955-56
4)	440	John Irving	1976-77
5)	423	John Irving	1975-76
6)	351	Ed Moor	1951-52
7)	344	Jim Boatwright	1963-63
8)	323	John Irving	1974-75
9)	320	Kenny Adeleke	2002-03
10)	311	Barry White	1968-69

Most Points

1)	908	Rich Laurel	1976-77
2)	776	Steve Nisenson	1963-64
3)	765	Steve Nisenson	1962-63
4)	760	Bill Thieben	1954-55
5)	746	Charles Jenkins	2010-11
6)	706	Craig Claxton	1999-00
7)	702	Charles Jenkins	2009-10
8)	696	Bill Thieben	1955-56
9)	681	Steve Nisenson	1964-65
10)	651	Loren Stokes	2006-07

Best Scoring Average

1)	30.3	Rich Laurel	1976-77
2)	29.2	Bill Thieben	1954-55
3)	27.7	Steve Nisenson	1963-64
4)	27.2	Steve Nisenson	1964-65
5)	26.7	Bill Thieben	1955-56
6)	25.5	Steve Nisenson	1962-63
7)	24.6	Bill Thieben	1953-54
8)	23.5	Mike Tilley	1965-66
9)	22.8	Craig Claxton	1999-00
10)	22.7	Henry Hollingsworth	1977-78
10)	22.7	Demetrius Dudley	1992-93

ALL-TIME SEASON LEADERS

Note: All category leaders must have played in at least 60 percent of Hofstra's games that season and must also meet the indicated made-per-game minimums.

Scoring Leaders

year	Player	Points	Average
1947-48	Bruce Hackford	197	10.4
1948-49	Tom Fowley	320	12.3
1949-50	Tom Fowley	268	10.3
1950-51	Percy Johnson	351	12.5
1951-52	George Luther	353	12.3
1952-53	Percy Johnson	365	14.0
1953-54	Bill Thieben	589	24.6
1954-55	Bill Thieben	760	29.2
1955-56	Bill Thieben	696	26.7
1956-57	Ray Cunneen	280	12.1
1957-58	Bill Rathje	276	12.0
1958-59	Ted Jackson	451	17.3
1959-60	Ted Jackson	312	13.5
1960-61	Brant Alyea	404	16.2
1961-62	Richie Swartz	553	19.8
1962-63	Steve Nisenson	765	25.5
1963-64	Steve Nisenson	776	27.7
1964-65	Steve Nisenson	681	27.2

1965-66	Mike Tilley	610	23.5
1966-67	Barry White	403	16.1
1967-68	Wandy Williams	498	19.9
1968-69	Barry White	507	20.3
1969-70	Dave Bell	534	20.5
1970-71	Dave Bell	380	15.8
1971-72	Dave Bell	416	16.6
1972-73	John Farmer	376	15.7
1973-74	Rich Laurel	414	19.3
1974-75	Bernard Tomlin	436	19.8
1975-76	Rich Laurel	608	20.3
1976-77	Rich Laurel	908	30.3
1977-78	Doug Swanson	338	12.5
1978-79	Henry Hollingsworth	580	21.5
1979-80	David Taylor	492	17.6
1980-81	David Taylor	422	16.2
	Lionel Harvey	422	17.6
1981-82	David Taylor	465	17.9
1982-83	David Taylor	439	16.3
1983-84	Doug Mills	432	16.6
1984-85	Tom Schreyer	446	15.4
1985-86	Luke Murphy	438	14.6
1986-87	Leroy Allen	425	15.7
1987-88	Frank Walker	406	15.6
1988-89	Derrick Flowers	386	13.3
1989-90	Frank Walker	421	15.0
1990-91	Erroll Flanigan	355	12.7
1991-92	Demetrius Dudley	630	21.7
1992-93	Demetrius Dudley	590	22.7
1993-94	James Shaffer	431	15.4
1994-95	John Mavroukas	332	15.1
1995-96	Lawrence Thomas	230	14.4
1996-97	Craig Claxton	406	15.0
1997-98	Craig Claxton	504	16.3
1998-99	Norman Richardson	403	13.9
1999-00	Craig Claxton	706	22.8
2000-01	Norman Richardson	517	16.7
2001-02	Rick Apodaca	567	17.7
2002-03	Kenny Adeleke	468	16.1
2003-04	Wendell Gibson	271	14.3
2004-05	Loren Stokes	549	18.3
2005-06	Loren Stokes	574	17.4
2006-07	Loren Stokes	651	20.3
2007-08	Antoine Agudio	612	22.7
2008-09	Charles Jenkins	629	19.7
2009-10	Charles Jenkins	702	20.6
2010-11	Charles Jenkins	746	22.6
2011-12	Mike Moore	637	19.9
2012-13	Taran Buie	371	12.4

Rebounding Leaders

year	Player	Rebounds	Average
1947-48	--	--	--
1948-49	--	--	--
1949-50	--	--	--
1950-51	Irving Burton	233	8.0
1951-52	Ed Morr	351	12.5
1952-53	Ed Morr	260	10.0
1953-54	Bill Thieben	620	25.8
1954-55	Bill Thieben	627	24.4
1955-56	Bill Thieben	590	22.7
1956-57	Henry Schwab	227	9.4
1957-58	Stan Einbender	220	10.0
1958-59	Henry Schwab	235	8.7
1959-60	Stan Einbender	271	11.2
1960-61	Brant Alyea	243	9.7
1961-62	Bob Stowers	240	8.6
1962-63	Jim Boatwright	344	11.5
1963-64	Jim Boatwright	277	10.3
1964-65	Ted Conklin	216	9.0
1965-66	Mike Pollack	308	12.8
1966-67	Abe Aikens	266	10.6
1967-68	Barry White	257	10.3
1968-69	Barry White	311	12.4
1969-70	Dave Bell	343	13.2
1970-71	Dave Bell	249	10.4
1971-72	Quinas Brower	349	13.9
1972-73	John Farmer	264	11.0
1973-74	Rich Laurel	149	6.8
1974-75	John Irving	323	15.3
1975-76	John Irving	423	14.5
1976-77	John Irving	440	16.2
1977-78	Mark Jenkins	260	9.6
1978-79	Gary Cheslock	258	9.9

1979-80	Lionel Harvey	187	8.0
1980-81	David Taylor	209	8.0
1981-82	David Taylor	277	10.7
1982-83	David Taylor	253	9.4
1983-84	Myles McPartland	224	8.3
1984-85	Myles McPartland	250	9.3
1985-86	Ron Miner	228	7.6
1986-87	Gerald King	238	8.5
1987-88	Gerald King	204	7.6
1988-89	Gerald King	168	6.2
1989-90	Derrick Flowers	161	5.8
1990-91	Anthony Knight	165	6.1
1991-92	Demetrius Dudley	190	6.6
1992-93	Demetrius Dudley	137	5.3
1993-94	James Shaffer	162	5.8
1994-95	Jamil Greene	171	6.1
1995-96	Ahmad Jackson	142	5.3
1996-97	Duane Posey	161	6.0
1997-98	Duane Posey	202	6.5
1998-99	Roberto Gittens	206	6.4
1999-00	Roberto Gittens	199	6.6
2000-01	Greg Springfield	227	7.3
2001-02	Kenny Adeleke	250	7.8
2002-03	Kenny Adeleke	320	11.0
2003-04	Kenny Adeleke	267	9.2
2004-05	Wendell Gibson	113	6.3
2005-06	Adrian Uter	226	7.8
2006-07	Loren Stokes	180	5.6
2007-08	Darren Townes	200	6.7
2008-09	Greg Washington	169	5.6
2009-10	Halil Kanacevic	260	7.6
2010-11	David Imes	223	6.8
2011-12	Nathaniel Lester	209	6.5
2012-13	Stephen Nwaukoni	198	7.9

Field Goal Percentage Leaders 3.5 FGM/Game

Year	Name	FGM-FGA	Percentage
1947-48	Bruce Hackford	79-224	.352
1948-49	Bruce Hackford	104-305	.340
1949-50	Tom Fowley	112-345	.322
1950-51	Percy Johnson	134-272	.493
1951-52	George Luther	162-429	.377
1952-53	Ed Morr	133-302	.440
1953-54	Bill Thieben	229-479	.478
1954-55	Bill Thieben	280-575	.486
1955-56	Bill Thieben	258-485	.532
1956-57	Ray Cunneen	89-194	.459
1957-58	Bill Rathje	88-205	.429
1958-59	Steve Dunn	160-362	.441
1959-60	Ted Jackson	97-213	.455
1960-61	Ted Jackson	131-273	.479
1961-62	Bob Stowers	185-376	.492
1962-63	Steve Nisenson	289-524	.552
1963-64	Jim Boatwright	273-579	.589
1964-65	Mike Pollack	86-150	.573
1965-66	Mike Pollack	127-181	.702
1966-67	Barry White	161-288	.559
1967-68	Barry White	182-350	.520
1968-69	Barry White	198-418	.474
1969-70	Dave Bell	206-353	.584
1970-71	Dave Bell	133-271	.491
1971-72	Dave Bell	168-324	.518
1972-73	Matt LiPuma	101-228	.442
1973-74	Pat Kammerer	78-146	.534
1974-75	John Irving	128-245	.522
1975-76	John Irving	149-270	.551
1976-77	Pat Kammerer	116-214	.542
1977-78	Brian Appel	135-278	.485
1978-79	Brian Appel	105-205	.512
1979-80	David Taylor	212-398	.533
1980-81	David Taylor	178-329	.541
1981-82	David Taylor	201-397	.506
1982-83	David Taylor	184-325	.566
1983-84	Myles McPartland	102-207	.493
1984-85	Myles McPartland	116-192	.604
1985-86	Ron Miner	149-270	.552
1986-87	Steve Rebholz	139-226	.615
1987-88	Frank Walker	145-335	.433
1988-89	Derrick Flowers	149-302	.493
1989-90	Matt Tucker	99-159	.623
1990-91	Anthony Knight	123-253	.486
1991-92	Jim Shanahan	105-205	.512

1992-93	Demetrius Dudley	184-417	.441
1993-94	James Shaffer	132-269	.491
1994-95	John Mavroukas	114-262	.435
1995-96	Ahmad Jackson	98-189	.519
1996-97	Lawrence Thomas	107-231	.463
1997-98	Roberto Gittens	121-229	.528
1998-99	Roberto Gittens	127-256	.496
1999-00	Craig Claxton	253-538	.470
2000-01	Roberto Gittens	123-187	.658
2001-02	Kenny Adeleke	169-336	.503
2002-03	Kenny Adeleke	193-390	.495
2003-04	Wendell Gibson	102-168	.607
2004-05	Loren Stokes	196-408	.480
2005-06	Adrian Uter	107-189	.566
2006-07	Loren Stokes	230-483	.476
2007-08	Charles Jenkins	160-340	.470
2008-09	Charles Jenkins	203-503	.404
2009-10	Charles Jenkins	235-531	.443
2010-11	Charles Jenkins	249-482	.517
2011-12	Mike Moore	200-477	.419
2012-13	Stevie Mejia	113-310	.365

Three-Point Field Goal Percentage

1.5 made per game

Year	Player	FGM-FGA	Pct.
1986-87	Leroy Allen	42-95	.442
1987-88	Carlos Dicenta	74-149	.497
1988-89	Carlos Dicenta	49-111	.441
1989-90	Frank Walker	49-126	.389
1990-91	Errol Flanigan	48-132	.364
1991-92	Keith McMillan	57-124	.460
1992-93	Demetrius Dudley	81-171	.474
1993-94	Sean Titus	20-55	.364
1994-95	John Mavroukas	60-158	.380
1995-96	Anthony Davis	32-86	.372
1996-97	Tim Beckett	55-151	.364
1997-98	Tim Beckett	43-129	.333
	Anthony Davis	51-153	.333
1998-99	Jason Hernandez	51-110	.464
1999-00	Craig Claxton	61-150	.407
2000-01	Jason Hernandez	50-139	.360
2001-02	Rick Apodaca	66-224	.295
2002-03	Michael Radziejewski	56-167	.335
2003-04	Carlos Rivera	47-129	.364
2004-05	Antoine Agudio	82-194	.423
2005-06	Antoine Agudio	91-216	.421
2006-07	Zygis Sestokas	60-135	.444
2007-08	Antoine Agudio	84-205	.409
2008-09	Cornelius Vines	72-217	.332
2009-10	Charles Jenkins	63-154	.409
2010-11	Charles Jenkins	66-157	.420
2011-12	Mike Moore 81-207	.391	
2012-13	Taran Buie	53-183	.290

Free Throw Percentage Leaders

2.0 made per game

Year	Player	FTM-FTA	Pct.
1947-48	Bruce Hackford	39-62	.629
1948-49	Matt Ernau	81-120	.675
1949-50	Matt Ernau	64-96	.666
1950-51	Matt Ernau	85-130	.654
1951-52	Ed Morr	73-94	.777
1952-53	Ed Morr	85-117	.727
1953-54	Ron Green	61-89	.699
1954-55	Bill Thieben	200-272	.735
1955-56	Pete Salit	98-138	.710
1956-57	Ray Cunneen	102-137	.745
1957-58	Ray Cunneen	52-69	.750
1958-59	Steve Dunn	66-83	.795
1959-60	Richie Swartz	75-103	.728
1960-61	Richie Swartz	63-86	.732
1961-62	Richie Swartz	117-154	.760
1962-63	Steve Nisenson	187-220	.850
1963-64	Steve Nisenson	230-252	.913
1964-65	Steve Nisenson	185-213	.869
1965-66	Fred Grasso	83-120	.692
1966-67	Fred Grasso	72-99	.727
1967-68	Abe Aikens	55-73	.753
1968-69	Wandy Williams	136-190	.716
1970-71	Al Wolfson	44-59	.746

1971-72	Bob McKillop	76-91	.835
1972-73	John Farmer	82-113	.725
1973-74	Rich Laurel	82-109	.752
1974-75	Bernard Tomlin	52-61	.852
1975-76	Ken Rood	77-88	.875
1976-77	Rich Laurel	198-245	.808
1977-78	Brian Appel	67-74	.905
1978-79	Henry Hollingsworth	88-109	.807
1979-80	David Taylor	66-84	.810
1980-81	Lionel Harvey	84-104	.808
1981-82	Eric Harvey	107-140	.764
1982-83	Doug Mills	98-117	.838
1983-84	Doug Mills	124-145	.855
1984-85	Luke Murphy	66-82	.805
1985-86	Luke Murphy	94-106	.887
1986-87	Jon Yarger	63-81	.778
1987-88	Frank Walker	53-65	.815
1988-89	Jim Shanahan	61-73	.836
1989-90	Frank Walker	122-149	.819
1990-91	Keith McMillan	67-79	.848
1991-92	Jim Shanahan	61-76	.803
1992-93	Demetrius Dudley	141-178	.792
1993-94	James Shaffer	159-218	.729
1994-95	James Shaffer	139-178	.781
1995-96	Darius Burton	101-139	.727
1996-97	Duane Posey	64-88	.727
1997-98	Duane Posey	86-114	.754
1998-99	Craig Claxton	121-151	.801
1999-00	Norman Richardson	74-93	.796
2000-01	Jason Hernandez	84-108	.778
2001-02	Danny Walker	63-84	.750
2002-03	Kenny Adeleke	82-148	.554
2003-04	Wendell Gibson	67-87	.770
2004-05	Wendell Gibson	42-54	.778
2005-06	Carlos Rivera	97-129	.752
2006-07	Carlos Rivera	108-128	.844
2007-08	Charles Jenkins	96-123	.780
2008-09	Charles Jenkins	192-234	.821
2009-10	Charles Jenkins	169-210	.805
2010-11	Mike Moore	115-135	.852
2011-12	Mike Moore	156-191	.817
2012-13	Stevie Mejia	122-178	.685

Assists Leaders

Year	Player	Assists	Average
1968-69	Bob McLaughlin	108	4.3
1969-70	Jim Pugh	142	5.5
1970-71	Jim Pugh	85	3.5
1971-72	Bob McKillop	65	3.3
1972-73	Matt LiPuma 89	3.7	
1973-74	Rich Laurel	80	3.6
1974-75	Arnold Coleman	90	4.1
1975-76	Rich Laurel	92	3.1
1976-77	Arnold Coleman	131	4.9
1977-78	Derrick Melvin	174	6.4
1978-79	Henry Hollingsworth	139	5.1
1979-80	Steve Brawley	116	5.0
1980-81	Eric Harvey	90	3.3
1981-82	Eric Harvey	94	3.4
1982-83	Doug Mills	108	4.0
1983-84	Robbie Weingard	208	7.4
1984-85	Robbie Weingard	228	9.5
1985-86	Frank Walker	152	5.6
1986-87	Frank Walker	147	5.2
1987-88	Frank Walker	135	5.1
1988-89	James Pryor 81	2.7	
1989-90	Frank Walker	88	3.1
1990-91	Erroll Flanigan	89	3.1
1991-92	Demetrius Dudley	90	3.1
1992-93	Jim Shaffer	56	2.1
1993-94	Darius Burton	113	3.9
1994-95	Darius Burton	181	6.5
1995-96	Darius Burton	169	6.3
1996-97	Darius Burton	97	3.6
1997-98	Craig Claxton	224	7.2
1998-99	Craig Claxton	159	5.3
1999-00	Craig Claxton	186	6.0
2000-01	Jason Hernandez	124	4.0
2001-02	Woody Souffrant	145	4.5
2002-03	Woody Souffrant	127	4.5
2003-04	Loren Stokes	82	2.8
2004-05	Loren Stokes	104	3.5
2005-06	Carlos Rivera	117	3.5
2006-07	Carlos Rivera	126	3.9

2007-08	Greg Johnson	107	3.6
2008-09	Charles Jenkins	137	4.3
2009-10	Chaz Williams	138	4.2
2010-11	Charles Jenkins	158	4.8
2011-12	Dwan McMillan	153	4.8
2012-13	Stevie Mejia	132	4.1

Steals Leaders

Year	Player	Steals	Average
1980-81	Eric Harvey	41	1.5
1981-82	Eric Harvey	57	2.1
1982-83	Doug Mills	95	3.5
1983-84	Doug Mills	65	2.5
1984-85	Leroy Allen	95	3.3
1985-86	Leroy Allen	100	3.6
1986-87	Leroy Allen	65	2.4
1987-88	Frank Walker	65	2.5
1988-89	Errol Flanigan	46	1.6
1989-90	Errol Flanigan	49	1.8
1990-91	Errol Flanigan	49	1.8
1991-92	Stephen Kiernan	53	1.8
1992-93	Sean Titus	36	1.7
1993-94	Darius Burton	69	2.4
1994-95	Darius Burton	70	2.5
1995-96	Darius Burton	71	2.6
1996-97	Craig Claxton	50	1.9
1997-98	Craig Claxton	67	2.2
1998-99	Craig Claxton	69	2.3
1999-00	Craig Claxton	102	3.3
2000-01	Rick Apodaca	48	1.6
2001-02	Rick Apodaca	37	1.2
	Danny Walker	34	1.2
2002-03	Gibran Washington	25	1.0
2003-04	Gibran Washington	42	1.4
2004-05	Loren Stokes	54	1.8
2005-06	Loren Stokes	52	1.6
2006-07	Carlos Rivera	47	1.5
2007-08	Charles Jenkins	49	1.7
2008-09	Charles Jenkins	46	1.4
2009-10	Charles Jenkins	61	1.8
2010-11	Charles Jenkins	57	1.7
2011-12	Mike Moore 55	1.7	
2012-13	Stevie Mejia 63	1.9	

Blocked Shot Leaders

Year	Player	Blocks	Average
1980-81	David Taylor	37	1.4
1981-82	David Taylor	43	1.7
1982-83	David Taylor	65	2.4
1983-84	Charles Minor	46	1.6
1984-85	Willie Brown	32	1.2
1985-86	Ron Miner	19	0.6
1986-87	Steve Rebholtz	24	1.0
1987-88	Gerald King	17	0.6
1988-89	Gerald King	13	0.5
1989-90	Matt Tucker	15	0.6
1990-91	Anthony Knight	15	0.6
1991-92	Fred Nason	19	0.7
1992-93	John Burke	20	0.9
1993-94	Pat Cosgrove	45	1.6
1994-95	Jamil Greene	32	1.1
1995-96	Jamil Greene	16	0.7
1996-97	Joe Brown	19	0.7
1997-98	Roberto Gittens	61	2.0
1998-99	Roberto Gittens	34	1.1
1999-00	Greg Springfield	53	1.7
2000-01	Greg Springfield	39	1.3
2001-02	Danny Walker	41	1.5
2002-03	Kenny Adeleke	20	0.7
2003-04	Danny Walker	31	1.1
2004-05	Adrian Uter	60	2.0
2005-06	Adrian Uter	66	2.3
2006-07	Chris Gadley	26	0.9
2007-08	Dane Johnson	64	2.1
2008-09	Greg Washington	68	2.3
2009-10	Greg Washington	92	2.8
2010-11	Greg Washington	72	2.2
2011-12	David Imes	26	1.0
2012-13	David Imes	28	0.9

Men's Basketball Retired Jerseys





CRAIG "SPEEDY" CLAXTON

- Finished his career with 2,015 points, while setting Hofstra records for career assists and steals
- Two-time America East Conference Player of the Year
- Earned the Haggerty Award as a senior
- First round draft pick of the Philadelphia 76ers
- Member of the 2003 NBA Champion San Antonio Spurs
- Inducted into Hofstra Athletics Hall of Fame in 2011

RICH LAUREL

- Finished his career with 2,102 points
- Averaged 30.3 points per game as a senior, a Hofstra record which still stands
- Earned the Haggerty Award in 1977
- Led Hofstra to its first two NCAA Division I Tournament appearances
- First round draft pick of the Portland Trail Blazers
- 2009 Hofstra Athletics Hall of Fame Inductee



STEVE NISENENSON

- Scored 2,222 points during his three-year career, which stood as the school record for 43 years
- Named to All-America Team in 1963 and 1964
- 1965 fifth round draft choice of the New York Knicks
- Inducted into the Hofstra Athletics Hall of Fame in 2006



BILL THIEBEN

- Ranks as Hofstra all-time leading rebounder (1,837) and is among the program's scoring leaders (2,045)
- Career scoring and rebounding averages of 26.9 and 24.2, respectively, are tops in program history
- Was an All-America selection in 1955 and 1956
- Won the Haggerty Award in 1956
- Drafted by the Fort Wayne Pistons of the NBA in 1956
- Inducted into Hofstra Athletics Hall of Fame in 2006



CHARLES JENKINS

- Finished his career as Hofstra's all-time leading scorer with 2,513 points
- Just the 63rd player in NCAA history to score more than 2,500 points
- Finished his career second all-time in the CAA in scoring behind NBA legend David Robinson
- All-America selection in 2010 and 2011
- Won the Haggerty Award three consecutive years (2009, 2010, 2011)
- Named CAA Player of the Year as a junior and senior
- Became the first Hofstra student-athlete to have his jersey retired while still an active player
- Second round selection of the Golden State Warriors in the 2011 NBA Draft

Year-By-Year Records And Statistics

Year	Record	Hofstra				Opponents				Coach
		PPG	RPG	FG%	FT%	PPG	RPG	FG%	FT%	
1936-37	7-10	30.6	N/A	N/A	N/A	38.5	N/A	N/A	N/A	Jack McDonald
1937-38	10-4	38.1	N/A	N/A	N/A	32.4	N/A	N/A	N/A	J. Kershaw/J. McDonald
1938-39	10-8	37.3	N/A	N/A	N/A	32.9	N/A	N/A	N/A	Jack McDonald
1939-40	12-9	45.9	N/A	N/A	N/A	40.2	N/A	N/A	N/A	Jack McDonald
1940-41	13-7	47.7	N/A	N/A	N/A	35.1	N/A	N/A	N/A	Jack McDonald
1941-42	15-6	50.3	N/A	N/A	N/A	44.9	N/A	N/A	N/A	Jack McDonald
1942-43	15-6	51.1	N/A	N/A	N/A	38.4	N/A	N/A	N/A	Jack McDonald
1943-44*	7-12	39.0	N/A	N/A	N/A	41.0	N/A	N/A	N/A	Jack Smith
1944-45*	8-13	36.7	N/A	N/A	N/A	41.4	N/A	N/A	N/A	Jack Smith
1945-46	12-7	47.5	N/A	N/A	N/A	41.7	N/A	N/A	N/A	Jack Smith
1946-47	18-6	59.0	N/A	N/A	N/A	47.1	N/A	N/A	N/A	Jack McDonald
1947-48	13-6	59.4	N/A	.353	.518	50.1	N/A	.323	.557	Frank Reilly
1948-49	18-8	59.5	N/A	.317	.599	52.2	N/A	.273	.599	Frank Reilly
1949-50	17-9	61.8	N/A	.338	.580	50.9	N/A	.276	.570	Frank Reilly
1950-51	18-11	61.3	36.9	.395	.611	54.3	28.7	.363	.567	Frank Reilly
1951-52	26-3	68.2	50.0	.358	.618	51.8	36.4	.272	.583	Frank Reilly
1952-53	20-7	69.4	36.5	.359	.632	59.9	29.6	.324	.591	Frank Reilly
1953-54	15-9	73.9	58.5	.355	.630	69.9	37.5	.377	.666	Frank Reilly
1954-55	19-7	79.3	56.5	.398	.668	70.2	43.0	.373	.666	Frank Reilly
1955-56	22-4	73.6	56.3	.423	.675	61.2	37.4	.342	.657	Butch van Breda Kolff
1956-57	11-15	65.9	43.5	.390	.637	71.0	48.9	.380	.659	Butch van Breda Kolff
1957-58	15-8	62.8	43.1	.377	.659	59.2	43.9	.373	.643	Butch van Breda Kolff
1958-59	20-7	72.8	43.9	.434	.681	64.5	42.5	.372	.678	Butch van Breda Kolff
1959-60	23-1	72.3	49.9	.418	.633	56.5	44.2	.358	.634	Butch van Breda Kolff
1960-61	21-4	79.3	45.7	.450	.635	60.4	40.3	.378	.692	Butch van Breda Kolff
1961-62	24-4	72.4	41.3	.452	.660	57.7	38.6	.411	.687	Butch van Breda Kolff
1962-63	23-7	76.4	40.6	.469	.683	65.3	36.9	.425	.737	Paul Lynner
1963-64	23-6	82.5	42.9	.473	.657	70.9	38.2	.398	.640	Paul Lynner
1964-65	11-14	75.3	44.9	.466	.733	74.9	40.3	.435	.676	Paul Lynner
1965-66	16-10	82.1	46.4	.496	.632	79.0	42.3	.447	.695	Paul Lynner
1966-67	12-13	75.0	49.8	.436	.689	74.9	41.0	.433	.692	Paul Lynner
1967-68	13-12	77.6	49.1	.458	.627	71.6	44.2	.416	.670	Paul Lynner
1968-69	12-13	75.7	49.0	.407	.676	76.1	50.0	.428	.669	Paul Lynner
1969-70	13-13	70.4	47.2	.411	.620	72.2	48.7	.400	.648	Paul Lynner
1970-71	18-8	73.9	51.5	.424	.636	72.8	47.8	.396	.661	Paul Lynner
1971-72	11-14	76.9	46.9	.445	.660	74.8	47.0	.425	.661	Paul Lynner
1972-73	8-16	70.0	43.3	.400	.652	75.9	53.1	.443	.657	Roger Gaeckler
1973-74	8-16	68.8	37.5	.435	.692	77.7	41.5	.483	.630	Roger Gaeckler
1974-75	11-13	70.0	43.4	.433	.680	74.0	42.2	.469	.649	Roger Gaeckler

Year	Record	Hofstra				Opponents				Coach
		PPG	RPG	FG%	FT%	PPG	RPG	FG%	FT%	
1975-76	18-12	73.5	40.5	.489	.743	69.9	35.0	.459	.677	Roger Gaeckler
1976-77	23-7	83.1	44.2	.494	.708	77.2	37.7	.486	.652	Roger Gaeckler
1977-78	8-19	81.3	43.1	.467	.669	87.7	44.9	.507	.675	Roger Gaeckler
1978-79	8-19	72.3	36.0	.466	.679	75.4	37.6	.483	.672	Roger Gaeckler
1979-80	14-14	71.9	35.9	.465	.689	73.3	34.4	.488	.725	Joe Harrington
1980-81	12-15	72.6	36.3	.485	.715	69.4	32.0	.468	.702	Dick Berg
1981-82	12-16	63.5	34.5	.456	.678	65.0	32.3	.469	.712	Dick Berg
1982-83	18-9	71.0	33.9	.516	.721	64.6	31.6	.469	.701	Dick Berg
1983-84	14-14	65.8	30.0	.463	.754	68.6	31.6	.518	.701	Dick Berg
1984-85	14-15	74.0	34.6	.512	.739	73.2	29.5	.506	.699	Dick Berg
1985-86	17-13	71.4	33.5	.480	.708	71.1	33.1	.509	.689	Dick Berg
1986-87	9-19	72.2	33.3	.464	.684	80.3	35.2	.518	.730	Dick Berg
1987-88	6-21	66.2	34.3	.413	.643	72.3	33.6	.515	.726	Dick Berg
1988-89	14-15	68.0	30.5	.467	.713	68.6	32.0	.481	.702	Butch van Breda Kolff
1989-90	13-15	67.4	29.8	.466	.700	69.1	31.7	.487	.720	Butch van Breda Kolff
1990-91	14-14	67.8	29.4	.471	.721	67.0	33.4	.463	.684	Butch van Breda Kolff
1991-92	20-9	72.6	30.7	.484	.729	66.7	29.8	.459	.707	Butch van Breda Kolff
1992-93	9-18	63.0	27.8	.447	.719	70.4	33.5	.471	.678	Butch van Breda Kolff
1993-94	9-20	67.9	31.0	.450	.676	76.8	38.8	.464	.679	Butch van Breda Kolff
1994-95	10-18	70.6	33.0	.423	.678	74.0	37.2	.458	.682	Jay Wright
1995-96	9-18	68.3	34.7	.424	.656	75.5	37.7	.454	.678	Jay Wright
1996-97	12-15	65.3	34.2	.422	.685	67.0	34.0	.434	.675	Jay Wright
1997-98	19-12	73.7	37.6	.442	.672	70.3	35.1	.420	.707	Jay Wright
1998-99	22-10	66.6	35.3	.438	.689	60.4	31.1	.411	.716	Jay Wright
1999-00	24-7	74.4	36.3	.456	.687	63.2	31.9	.416	.720	Jay Wright
2000-01	26-5	72.8	37.6	.473	.647	62.2	31.8	.400	.690	Jay Wright
2001-02	12-20	65.8	41.3	.391	.673	70.3	37.3	.402	.703	Tom Pecora
2002-03	8-21	64.1	40.6	.407	.588	70.6	34.5	.421	.672	Tom Pecora
2003-04	14-15	70.7	39.0	.433	.645	71.1	33.5	.431	.691	Tom Pecora
2004-05	21-9	71.9	36.5	.450	.653	66.1	35.1	.404	.687	Tom Pecora
2005-06	26-7	72.9	36.3	.460	.648	67.2	34.2	.417	.711	Tom Pecora
2006-07	22-10	73.1	33.1	.454	.696	69.8	33.8	.439	.732	Tom Pecora
2007-08	12-18	66.3	37.0	.436	.672	69.2	34.1	.413	.713	Tom Pecora
2008-09	21-11	66.5	40.8	.394	.693	66.4	35.5	.394	.672	Tom Pecora
2009-10	19-15	70.1	40.6	.409	.726	67.4	36.7	.396	.689	Tom Pecora
2010-11	21-12	70.8	32.2	.443	.761	69.7	36.1	.440	.702	Mo Cassara
2011-12	10-22	65.3	33.4	.404	.718	67.2	33.7	.457	.694	Mo Cassara
2012-13	7-25	58.5	34.7	.383	.627	66.6	35.9	.434	.709	Mo Cassara

* - Not counted - World War II

Hofstra Coaching Records (By Percentage)

Coach	Yrs.	Won-Lost	Pct.
Frank Reilly (1947-55)	8	146-60	.709
Jack McDonald (1936-42, 1946-47)*	8	100-56	.641
Butch van Breda Kolff (1955-62, 1988-94)	13	215-134	.616
Jay Wright (1994-2000)	7	122-85	.589
Paul Lynner (1962-72)	10	152-110	.580
Tom Pecora (2001-10)	9	155-126	.552
Joe Harrington (1979-80)	1	14-14	.500
Mo Cassara (2011-)	2	31-34	.477
Jack Smith (1943-46)	3	27-32	.458
Roger Gaeckler (1972-79)	7	85-101	.457
Dick Berg (1980-88)	8	102-122	.455
Mo Cassara (2010-13)	3	38-59	.392

Note: Joseph Kershaw's 1937-38 record is included with Jack McDonald's record.



Hofstra All-Time Series Records

Through 2012-13 season

Opponent	W - L Record	First Game	Last Hofstra Win	Last Opponent Win	Opponent	W - L Record	First Game	Last Hofstra Win	Last Opponent Win
Acadia	1-0	1970-71	1970-71	-----	Elon	1-0	2009-10	2009-10	-----
Adelphi	23-6	1946-47	1975-76	1977-78	Evansville	0-1	2010-11	-----	2010-11
Air Force	1-0	1991-92	1991-92	-----	Fairfield	7-12	1949-50	2009-10	1997-98
Akron	1-5	1963-64	1967-68	1970-71	Fairleigh Dickinson	16-4	1956-57	1982-83	1983-84
Alaska-Anchorage	1-0	2006-07	2006-07	-----	Farmingdale	8-4	1937-38	2010-11	1944-45
Albright	13-3	1954-55	1968-69	1964-65	Florida	1-0	1977-78	1977-78	-----
Alfred	2-1	1941-42	1947-48	1951-52	Florida Atlantic	5-3	1996-97	2009-10	2012-13
American	10-15	1953-54	1983-84	1982-83	Florida International	5-0	1984-85	2005-06	-----
American (P.R.)	1-0	1997-98	1997-98	-----	Florida Southern	2-4	1974-75	1989-90	1988-89
American International	0-1	1972-73	-----	1972-73	Florida State	0-3	1967-68	1985-86	1974-75
Amherst	2-4	1938-39	1948-49	1951-52	Fordham	7-14	1946-47	2008-09	2007-08
Arkansas	0-2	1974-75	-----	1977-78	Franklin & Marshall	2-1	1951-52	1982-83	1952-53
Army	7-5	1960-61	1995-96	1993-94	Fresno State	0-1	1989-90	-----	1989-90
Arnold	2-0	1937-38	1938-39	-----	Furman	1-0	1982-83	1982-83	-----
Baltimore	5-1	1949-50	1982-83	1953-54	George Mason	8-15	2001-02	2010-11	2012-13
Bates	3-0	1950-51	1952-53	-----	George Washington	1-1	1982-83	1982-83	2012-13
Belmont	2-0	1998-99	1999-00	-----	Georgetown	0-1	1971-72	-----	1971-72
Billings (MT)	1-0	1946-47	1946-47	-----	Georgia	0-1	1978-79	-----	1978-79
Binghamton	4-0	2004-05	2011-12	-----	Georgia Southern	0-1	1973-74	-----	1973-74
Bloomfield	4-0	1939-40	1984-85	-----	Georgia State	9-4	2005-06	2012-13	2012-13
Boston College	1-2	1970-71	1970-71	1991-92	Georgia Tech	1-2	1996-97	1998-99	2003-04
Boston University	11-11	1966-67	2000-01	2011-12	Gettysburg	6-2	1952-53	1959-60	1960-61
Brandeis	1-0	1951-52	1951-52	-----	Gonzaga	0-1	2002-03	-----	2002-03
Bridgeport	8-1	1947-48	1979-80	1950-51	Hartford	11-5	1993-94	2000-01	1997-98
Brigham Young	0-2	1983-84	-----	1984-85	Hartwick	3-0	1938-39	1951-52	-----
Brooklyn	6-7	1939-40	1991-92	1989-90	Haverford	1-0	1962-63	1962-63	-----
Brooklyn Polytech	6-5	1944-45	1952-53	1949-50	Hawaii	0-1	2006-07	-----	2006-07
Brown	6-1	1968-69	1988-89	1983-84	Hawaii-Pacific	1-0	1998-99	1998-99	-----
Bucknell	10-19	1955-56	1997-98	2001-02	Hillyer	5-0	1948-49	1952-53	-----
Buffalo	2-2	1967-68	1991-92	1993-94	Hobart	1-0	1948-49	1948-49	-----
California-Berkeley	0-2	1986-87	-----	1999-00	Holy Cross	2-5	1977-78	2010-11	2007-08
California-Irvine	2-0	1979-80	1992-93	-----	Howard	1-0	1990-91	1990-91	-----
California-Los Angeles	0-2	1979-80	-----	2000-01	Hudson	1-1	1936-37	1936-37	1936-37
California-San Diego	0-1	1990-91	-----	1990-91	Hunter	5-0	1946-47	1961-62	-----
Cal. State-Long Beach	0-2	1972-73	-----	1989-90	Hyannis	1-0	1940-41	1940-41	-----
Cal. State-Santa Barbara	0-1	1982-83	-----	1982-83	Illinois-Chicago	1-1	1986-87	1986-87	2001-02
Canisius	3-0	1975-76	1988-89	-----	Illinois State	1-1	1979-80	2001-02	1979-80
Cathedral-Brooklyn	2-1	1944-45	1946-47	1944-45	Iona	20-20	1946-47	2011-12	2010-11
Cathedral-New York	1-2	1937-38	1939-40	1944-45	IUPUI	0-1	2009-10	-----	2009-10
Catholic	5-1	1966-67	1977-78	1966-67	Jacksonville	0-3	1966-67	-----	1974-75
CCNY	9-2	1946-47	1976-77	1953-54	James Madison	13-6	2001-02	2011-12	2012-13
Central Connecticut State	7-2	1987-88	1993-94	1988-89	Kansas	0-1	2009-10	-----	2009-10
Central Michigan	0-1	1980-81	-----	1980-81	Kansas State	0-1	1974-75	-----	1974-75
Champlain	1-0	1947-48	1947-48	-----	Kent State	1-0	2001-02	2001-02	-----
Chicago State	1-1	1993-94	1993-94	1993-94	Kentucky Wesleyan	0-1	1971-72	-----	1971-72
Citadel	1-0	1967-68	1967-68	-----	Kings Point (USMMA)	29-6	1944-45	1975-76	1972-73
Clemson	0-3	1988-89	-----	2008-09	Lafayette	12-14	1953-54	1989-90	1989-90
Cleveland State	1-0	2011-12	2011-12	-----	Lamar	0-1	1986-87	-----	1986-87
Coast Guard	1-1	1950-51	1950-51	1951-52	LaSalle	5-14	1968-69	2005-06	1982-83
Colby	1-0	1964-65	1964-65	-----	Lebanon Valley	4-0	1958-59	1960-61	-----
Colgate	4-0	1986-87	2011-12	-----	Lehigh	19-12	1952-53	2002-03	1994-95
Columbia	10-1	1937-38	2004-05	1985-86	LeMoyne	1-0	1979-80	1979-80	-----
Columbia Pharmacy	1-1	1940-41	1940-41	-----	LIU C.W. Post	17-5	1958-59	1976-77	1975-76
Connecticut	0-2	1975-76	-----	2009-10	LIU Brooklyn	16-13	1958-59	2011-12	2012-13
Cooper Union	2-0	1949-50	1950-51	-----	Longwood	2-0	2004-05	2007-08	-----
Cornell	2-3	1980-81	1994-95	1993-94	Louisville	0-1	1997-98	-----	1997-98
Cortland State	6-4	1951-52	1958-59	1958-59	Lowell Textile	5-0	1940-41	1946-47	-----
Dalhousie	1-0	1970-71	1970-71	-----	Loyola (MD)	12-4	1955-56	1982-83	1968-69
Dartmouth	3-5	1949-50	2005-06	1994-95	Lycoming	7-0	1957-58	1963-64	-----
Davidson	1-3	1975-76	1988-89	2009-10	Maine	15-5	1969-70	2000-01	1998-99
Davis & Elkins	0-2	1941-42	-----	1949-50	Manhattan	22-39	1937-38	2010-11	2012-13
Dayton	0-1	1981-82	-----	1981-82	Marist	4-2	1980-81	2003-04	2007-08
DePaul	0-1	2006-07	-----	2006-07	Maryland	0-4	1981-82	-----	2003-04
Delaware	48-28	1954-55	2010-11	2012-13	Maryland-Baltimore County	5-1	1990-91	1991-92	1990-91
District of Columbia	1-0	2012-13	2012-13	-----	Maryland-Eastern Shore	6-4	1950-51	1963-64	1964-65
Dominican	0-1	1985-86	-----	1985-86	Marshall	2-0	2006-07	2012-13	-----
Dowling	4-1	1976-77	1982-83	1977-78	Massachusetts	1-2	1970-71	2008-09	1970-71
Drexel	33-43	1958-59	2010-11	2012-13	Mercer	0-1	1973-74	-----	1973-74
Duquesne	1-0	1976-77	1976-77	-----	Merrimack	1-1	1975-76	1975-76	1977-78
East Tennessee State	0-1	2008-09	-----	2008-09	Mexico	1-0	1949-50	1949-50	-----
Eastern Washington	1-0	1995-96	1995-96	-----	Miami (FL)	0-1	1985-86	-----	1985-86
Elizabethtown	1-0	1963-64	1963-64	-----	Mississippi	1-0	1990-91	1990-91	-----



Opponent	W - L Record	First Game	Last Hofstra Win	Last Opponent Win
Missouri-Kansas City	0-0	1998-99	-----	1998-99
Monmouth (NJ)	1-5	1983-84	1983-84	2012-13
Montana State	1-0	1976-77	1976-77	-----
Montclair State	1-3	1940-41	1941-42	1940-41
Moravian	11-4	1949-50	1962-63	1963-64
Morgan State	0-2	1973-74	-----	1974-75
Mount St. Mary's	4-4	1953-54	1962-63	1961-62
Mount St. Vincent's	1-0	1987-88	1987-88	-----
Muhlenberg	4-3	1955-56	1969-70	1957-58
Navy	2-6	1962-63	1991-92	1990-91
Nebraska	1-1	2005-06	2005-06	2010-11
Nevada-Las Vegas	0-1	1992-93	-----	1992-93
New Bedford	1-0	1946-47	1946-47	-----
New College	2-0	1937-38	1938-39	-----
New Hampshire	14-6	1965-66	2009-10	1996-97
New Mexico State	0-1	1999-00	-----	1999-00
New York Maritime	1-1	1946-47	1947-48	1946-47
New York University	2-4	1937-38	1965-66	1966-67
Newark	1-0	1940-41	1940-41	-----
Niagara	3-3	1975-76	1980-81	1981-82
North Carolina	0-1	2010-11	-----	2010-11
North Carolina-Charlotte	2-4	1978-79	2007-08	2009-10
North Carolina State	0-1	1983-84	-----	1983-84
Northeastern	17-16	1949-50	2010-11	2012-13
Northeastern Illinois	1-1	1993-94	1993-94	1993-94
Northern Illinois	1-0	2000-01	2000-01	-----
Notre Dame	0-7	1976-77	-----	2005-06
Ohio University	0-2	1985-86	-----	1986-87
Ohio Wesleyan	1-0	1953-54	1953-54	-----
Oklahoma State	0-1	1999-00	-----	1999-00
Old Dominion	9-15	1993-94	2012-13	2011-12
Old Westbury	1-0	2008-09	2008-09	-----
Oral Roberts	0-3	1971-72	-----	1974-75
Oregon State	0-1	2011-12	-----	2011-12
Otterbein	0-1	1965-66	-----	1965-66
Pace	2-2	1939-40	1940-41	1939-40
Panzer	0-5	1937-38	-----	1941-42
Patterson	2-1	1940-41	1941-42	1940-41
Pennsylvania	1-1	1995-96	1998-99	1995-96
Pennsylvania Military Academy	3-1	1957-58	1961-62	1971-72
Penn State	0-1	2000-01	-----	2000-01
Pepperdine	0-1	1983-84	-----	1983-84
Philadelphia Textile	4-1	1944-45	1963-64	1964-65
Plattsburg	3-0	1940-41	1941-42	-----
Pratt	9-2	1942-43	1953-54	1944-45
Princeton	2-3	1955-56	1978-79	1991-92
Princeton Seminary	5-0	1937-38	1941-42	-----
Providence	0-2	1986-87	-----	2003-04
Puerto Rico	1-0	1949-50	1949-50	-----
Purdue	0-1	2012-13	-----	2012-13
Queens	26-5	1937-38	1964-65	1965-66
Quinnipiac	0-1	2002-03	-----	2002-03
Rhode Island	1-4	1976-77	1993-94	2011-12
Richmond	0-2	1984-85	-----	1992-93
Rider	19-17	1942-43	2010-11	1991-92
Roanoke	5-1	1950-51	1955-56	1950-51
Rutgers	3-2	1959-60	2000-01	1998-99
Sacred Heart	4-1	1969-70	1973-74	1971-72
San Francisco	0-1	1992-93	-----	1992-93
Santa Clara	1-0	1984-85	1984-85	-----
Scranton	11-3	1952-53	1964-65	1969-70
Seth Low	0-2	1936-37	-----	1936-37
Seton Hall	1-4	1965-66	1966-67	1969-70
Siena	4-0	1976-77	2011-12	-----
SMU	0-1	2012-13	-----	2012-13
South Alabama	0-1	1992-93	-----	1992-93
South Carolina	0-5	1975-76	-----	1981-82
South Dakota State	1-0	2012-13	2012-13	-----
South Florida	0-1	2001-02	-----	2001-02
Southampton	5-0	1970-71	1981-82	-----
Southeast Louisiana	0-1	1991-92	-----	1991-92
Southern Connecticut	3-0	1961-62	1962-63	-----

Opponent	W - L Record	First Game	Last Hofstra Win	Last Opponent Win
Southern Illinois	1-0	1976-77	1976-77	-----
Southern Mississippi	0-1	1998-99	-----	1998-99
Spring Hill	1-0	1950-51	1950-51	-----
Springfield	5-6	1938-39	1957-58	1972-73
St. Anselm's	3-1	1938-39	1963-64	1938-39
St. Bonaventure	0-3	1977-78	-----	1992-93
St. Francis (NY)	24-13	1936-37	2011-12	2007-08
St. Francis (PA)	1-0	1976-77	1976-77	-----
St. John's (NY)	5-22	1940-41	2006-07	2009-10
St. Joseph's (NY)	1-0	1987-88	1987-88	-----
St. Joseph's (PA)	3-24	1962-63	2006-07	2004-05
St. Lawrence	2-0	1951-52	1952-53	-----
St. Michael's	1-1	1948-49	1948-49	1949-50
Saint Peter's	8-12	1941-42	2003-04	2002-03
Staten Island	1-0	1937-38	1937-38	-----
Stetson	1-1	1980-81	1990-91	1980-81
Stonehill	1-0	1977-78	1977-78	-----
Stony Brook	18-4	1972-73	2008-09	2007-08
Susquehanna	7-1	1960-61	1967-68	1961-62
Texas State	0-1	1995-96	-----	1995-96
Syracuse	0-3	2001-02	-----	2006-07
Taylor	0-1	1950-51	-----	1950-51
Temple	6-11	1964-65	1979-80	1980-81
Texas Christian	0-1	1992-93	-----	1992-93
Texas-El Paso (UTEP)	0-1	1978-79	-----	1978-79
Towson	36-21	1982-83	2010-11	2012-13
Transylvania	0-1	1971-72	-----	1971-72
Trenton State	3-0	1940-41	1941-42	-----
Troy State	1-1	1993-94	1993-94	1993-94
Tufts	2-1	1944-45	1953-54	1944-45
Tulane	1-3	1989-90	1989-90	2012-13
UNCW	13-14	2001-02	2012-13	2012-13
Union	3-0	1951-52	1953-54	-----
Upsala	10-4	1938-39	1963-64	1964-65
Utah	0-1	1978-79	-----	1978-79
Vanderbilt	0-1	1999-00	-----	1999-00
Vermont	10-9	1949-50	2000-01	1999-00
Villanova	0-4	1976-77	-----	1997-98
Virginia	2-1	1951-52	1976-77	1975-76
VCU	5-15	2001-02	2006-07	2011-12
Virginia Tech	0-1	2007-08	-----	2007-08
Virginia Wesleyan	2-0	1982-83	1984-85	-----
Wagner	34-18	1945-46	2010-11	2012-13
Washington (MD)	5-0	1952-53	1961-62	-----
Washington (MO)	1-0	1966-67	1966-67	-----
Washington Square	0-1	1936-37	-----	1936-37
Webb	4-0	1944-45	1951-52	-----
Wesleyan	5-0	1946-47	1958-59	-----
West Chester State	23-2	1953-54	1980-81	1981-82
West Virginia Tech	0-1	1956-57	-----	1956-57
Western Illinois	0-1	1992-93	-----	1992-93
Western Kentucky	0-1	2010-11	-----	2010-11
Western Maryland	2-0	1962-63	1963-64	-----
Western Michigan	0-2	1991-92	-----	2008-09
Westmont	1-0	1987-88	1987-88	-----
Wheaton (IL)	1-0	1950-51	1950-51	-----
Wichita State	1-0	1997-98	1997-98	-----
Wilkes	11-2	1952-53	1970-71	1956-57
William & Mary	13-7	2001-02	2012-13	2012-13
Williams	3-4	1941-42	1959-60	1950-51
Wittenberg	1-0	1969-70	1969-70	-----
Wooster	1-0	1965-66	1965-66	-----
Wright State	0-2	2010-11	-----	2012-13
Xavier (OH)	0-1	1996-97	-----	1996-97
Yale	4-2	1952-53	2009-10	1994-95
Yeshiva	3-1	1942-43	1946-47	1944-45
Youngstown State	2-0	1998-99	1998-99	-----



All-Time Basketball Results

1936-37

Coach: Jack McDonald
Record: 7-10

NYU	21-60 L
St. Francis (NY)	28-55 L
Staten Island	42-40 W (2OT)
Farmingdale	32-31 W
Princeton Seminary	35-30 W
Hudson	22-35 L
Washington Square	31-33 L
Seth Low	25-45 L
Farmingdale	38-40 L
Patterson	40-21 W
NYU	27-31 L
Hudson	37-30 W
Seth Low	20-50 L

1937-38

**Coach: Joseph Kershaw/
Jack McDonald**
Record: 10-4

Panzer	26-56 L
Manhattan	40-35 W
Columbia	43-40 W
Montclair State	26-39 L
Princeton Seminary	32-26 W
Faculty	25-22 W
Farmingdale	27-39 L
Manhattan	40-35 W
Arnold	38-24 W
New College	50-27 W
Cathedral-New York	37-44 L
Farmingdale	39-27 W
Queens	73-14 W
Lowell Textile	38-26 W

1938-39

Coach: Jack McDonald
Record: 10-8

Upsala	20-39 L
Queens	46-24 W
Panzer	38-46 L
Princeton	47-16 W
NYU	48-32 W
Columbia	42-29 W
Brooklyn	26-28 L
Montclair State	33-45 L
Farmingdale	17-11 W
New College	45-15 W
Farmingdale	19-22 L
Hartwick	33-32 W
Arnold	35-33 W
Springfield	45-47 L
Lowell Textile	45-43 W
St. Anselm's	50-57 L
Columbia	45-29 W
Amherst	38-45 L

1939-40

Coach: Jack McDonald
Record: 12-9

Queens	43-37 W
NYU	27-70 L
Brooklyn	37-57 L
Springfield	43-48 L
Bloomfield	53-21 W
Princeton Seminary	60-36 W
NY Agriculture	48-22 W
Panzer	47-62 L
Pace	51-31 W
Williams	31-55 L
Pace Institute	32-46 L
Montclair State	46-49 L
Alumni	62-31 W
Cathedral-New York	70-31 W
St. John's	30-64 L
Columbia Pharmacy	69-21 W
Hyannis	44-23 W
Plattsburg	48-23 W
Lowell	43-35 W
Amherst	29-40 L
Upsala	51-44 W

1940-41

Coach: Jack McDonald
Record: 13-7

Alumni	62-23 W
Pace	31-14 W
Bloomfield	77-22 W
Panzer	27-57 L
@ Queens	64-36 W
@ Patterson	30-31 L
Princeton Seminary	68-31 W
Brooklyn	33-40 L
@ Springfield	25-55 L
@ St. John's	34-59 L
Trenton	36-34 W
Newark	63-29 W
@ Trenton	43-37 W
Lowell Textile	35-21 W
@ NY Agriculture	31-29 W
Queens	88-35 W
St. Francis (NY)	49-56 L
Plattsburg	62-26 W
@ Montclair State	44-46 L
NY Agriculture	51-21 W

1941-42

Coach: Jack McDonald
Record: 15-6

Alumni	57-46 W
Alfred	43-42 W
Springfield	47-50 L
Brooklyn	39-54 L
Davis-Elkins	37-36 W
Williams	34-43 L
Princeton Seminary	57-38 W
Panzer	32-64 L
Patterson	58-38 W
St. Peter's	47-42 W
Trenton State	54-43 W
Montclair State	52-43 W
Mitchel Field	56-46 W
Lowell Textile	49-33 W
St. John's	33-55 L
Plattsburg	71-35 W
Queens	54-46 W
St. Francis (NY)	51-67 L
Mitchel Field	85-32 W

1942-43

Coach: Jack McDonald
Record: 15-6

Alumni	49-31 W
Camp Upton	46-52 L
Montclair State	46-47 L
Brooklyn Polytech	53-31 W
St. Peter's	61-56 W
Rider	58-37 W
Queens	NA
Coast Guard (NY)	57-20 W
Pratt	NA
Mitchell Field	NA
Panzer	NA
CCNY	55-49 W
St. John's	38-47 W
Yeshiva	57-27 W
Manhattan	35-41 L
Fort Totten	55-36 W
Coast Guard	NA
St. Francis (NY)	58-38 W
Queens	NA
Brooklyn	47-26 W



Jack Smith

1943-44

Coach: Jack Smith
Record: 7-12

1st Air Force	41-48 L
2045 Qtrmstr. Corps	34-21 W
1st Stat. Control Unit	39-29 W
34th Aviation Squad.	33-35 L
Sperry Pilots	31-45 L
Colgate Aircraft	39-33 W
320th Fighter Squad.	30-49 L
NY Agriculture	35-50 L
Oceanside Anthonians	36-40 L
Hicksville Kaydets	36-43 L
1st Air Force	44-61 L
1st Stat. Control Unit	45-37 W
Queens	37-42 L
Lido Beach Seabees	31-47 L
Queens	44-53 L
Republic Racers	33-48 L
Valley Strm. Redskins	51-34 W
Camp Shanks Medical	52-37 W
NY Agriculture	51-26 W

1944-45

Coach: Jack Smith
Record: 8-13

Pratt	30-32 L
6th USMS, Pier 23	28-32 L
U.S. Marine Det.	37-30 W
Alumni	35-26 W
Yeshiva	26-65 L
Brooklyn Polytech	23-43 L
Yeshiva	40-59 L
Cathedral - New York	43-57 L
Webb Institute	44-38 W
164th A.A.F. Base	40-39 W
Columbia Naval Off.	27-37 L
Philadelphia Textile	63-39 W
Brooklyn Polytech	39-37 W
U.S.M.M.A.	15-66 L
Cathedral - Brooklyn	41-47 L
Oceanside Saints	32-33 L
Columbia Naval Off.	39-53 L
Valley Strm. Redskins	37-23 W
Tufts V-12	43-54 L
Queens	40-37 W
Queens	50-60 L

1945-46

Coach: Jack Smith
Record: 12-7

Alumni	38-35 W
Wagner	45-52 L
Webb Institute	69-27 W
Ft. Schuyler	39-40 L
Cathedral - Brooklyn	36-29 W
Brooklyn Polytech	59-39 W
Pratt	44-38 W
Cathedral - New York	Won
Camp Upton	46-48 L
Wagner	52-60 L
Brooklyn Polytech	49-48 W
Pratt	43-47 L
Queens	35-39 L
Queens	50-54 L
Yeshiva	60-28 W

1946-47

Coach: Jack McDonald
Record: 18-6

Alumni	67-44 W
N.Y. Maritime	58-66 L
Brooklyn Polytech	51-48 W
Pratt	69-57 W
Iona	65-53 W
Yeshiva	58-39 W
Queens	79-44 W
Cathedral - Brooklyn	69-39 W
Montana Billings	67-36 W
Adelphi	57-45 W
Amherst	33-43 L
Hunter	71-36 W
@ Fordham	45-59 L
Wesleyan	55-50 W
New Bedford	86-40 W
Adelphi	46-41 W
C.C.N.Y.	55-72 L
St. Francis (NY)	55-54 W
St. Peter's	65-48 W
U.S.M.M.A.	45-48 L
Lowell Textile	72-37 W
St. Francis (NY)	34-40 L
Manhattan	57-53 W
U.S.M.M.A.	58-37 W



Frank Reilly

1947-48

Coach: Frank Reilly
Record: 13-6

Alumni	81-43 W
Champlain	61-54 W
Queens	67-57 W
Bridgeport	80-57 W
Hunter	75-41 W
Pratt	65-47 W
Alfred	54-45 W
N.Y.S.M.A.	67-44 W
St. Francis (NY)	53-49 W
Brooklyn Polytech	35-44 L
Adelphi	47-60 L
Amherst	57-51 W
Iona	52-60 L
Manhattan	46-59 L
U.S.M.M.A.	60-70 L
Fordham	37-50 L
St. Peter's	63-43 W
Adelphi	73-45 W
U.S.M.M.A.	56-48 W

1948-49

Coach: Frank Reilly
Record: 18-8

Alumni	71-35 W
Hillyer	72-36 W
Bridgeport	68-50 W
N.Y.A.C.	57-50 W
St. Michael's	59-49 W
Pratt	54-53 W
Williams	57-59 L
Iona	49-58 L
Manhattan	60-73 L
Queens	51-52 L
Amherst	72-44 W
Adelphi	59-49 W
Webb	60-22 W
U.S.M.M.A.	57-52 W
Brooklyn	47-72 L
Brooklyn Polytech	52-67 L
Wagner	51-44 W
Hobart	56-42 W
Williams	61-58 W
St. Anselm's	68-56 W
Adelphi	72-63 W
St. John's (NY)	49-61 L

1949-50

Coach: Frank Reilly
Record: 17-9

Puerto Rico	95-53 W
Fairfield	60-50 W
N.Y.A.C.	58-61 L
Mitchel Field	89-59 W
Pratt	64-34 W
Hillyer	59-37 W
Davis-Elkins	55-62 L
Baltimore	69-47 W
St. Michael's	57-48 W
Moravian	80-69 W
Cooper Union	77-47 W
University of Mexico	67-34 W
Brooklyn Polytech	44-48 L
Iona	64-48 W
Vermont	60-50 W
Adelphi	43-41 W
Northeastern	53-55 L
Fordham	52-61 L
Wagner	54-61 L
Queens	73-47 W
U.S.M.M.A.	59-44 W
Bridgeport	63-51 W
U.S.M.M.A.	64-44 W
Manhattan	50-60 L
Dartmouth	40-53 L
Adelphi	70-60 W

1950-51

Coach: Frank Reilly
Record: 18-11

Roanoke	50-52 L
Cooper Union	74-41 W
Pratt	61-38 W
Iona	60-74 L
Maryland State	65-54 W
Hillyer	76-41 W
U.S.M.M.A.	72-41 W
Wheaton (IL)	62-41 W
Taylor (IN)	51-57 L
Spring Hill (AL)	52-45 W
Moravian	69-65 W
Fairfield	48-65 L
Manhattan	53-59 L
Bates	57-46 W
Wesleyan	51-49 W
Brooklyn Polytech	68-73 L
Bridgeport	53-60 L
Brooklyn College	62-63 L
Queens	56-51 W
Williams	45-54 L
Hartwick	67-64 W
Amherst	63-67 L
Wagner	67-41 W
U.S.M.M.A.	61-51 W
Hartwick	68-55 W
Fairfield	71-51 W
Dartmouth	67-47 W
Coast Guard	70-57 W
Upsala	66-71 L

1951-52

Coach: Frank Reilly
Record: 26-3

Roanoke	72-59 W
Webb	80-26 W
Wagner	65-56 W
Hillyer	95-41 W
Franklin & Marshall	91-65 W
Iona	57-39 W
Pratt	82-67 W
Springfield	66-65 W
Virginia	66-49 W
Union	82-38 W
Bates	73-58 W
U.S.M.M.A.	58-65 L
Westover Field	67-59 W
Queens	54-48 W
Queens	62-43 W
Bridgeport	64-55 W
C.C.N.Y.	73-51 W
Coast Guard	53-65 L
Wagner	60-55 W
Brooklyn Polytech	82-51 W
St. Lawrence	79-60 W
Maryland State	62-56 W
Brandeis	63-42 W
Moravian	67-57 W
Upsala	56-47 W
Alfred*	41-42 L
Cortland State*	58-43 W

*Hofstra Invitational Tournament

1952-53

Coach: Frank Reilly
Record: 20-7

Roanoke	79-57 W
Hillyer	84-50 W
Scranton	61-42 W
Pratt	83-43 W
Union	66-55 W
Manhattan	52-74 L
Yale	59-79 L
St. Lawrence	84-48 W
Tufts	60-53 W
Wesleyan	74-53 W
Lehigh	58-53 W
Cortland State	58-66 L
Queens	80-56 W
Brooklyn Polytech	60-50 W
Franklin & Marshall	64-90 L
Wilkes	81-58 W
Bates	65-59 W
Gettysburg	70-60 W
Maryland State	83-62 W
Queens	74-50 W
St. Francis (NY)	74-73 W
C.C.N.Y.	64-71 L
U.S.M.M.A.	71-42 W
Washington	87-71 W
Moravian	71-57 W
Wagner	56-76 L
Dartmouth	62-68 L

All-Time Basketball Results

1953-54

Coach: Frank Reilly
Record: 15-9

Yale	80-78 W
Roanoke	77-63 W
Gettysburg	65-85 L
West Chester State	75-66 W
Manhattan	64-98 L
Springfield	86-74 W
Mount St. Mary's	73-70 W
American*	73-74 L
Wesleyan*	72-62 W
Lafayette*	71-55 W
Pratt	63-44 W
Ohio Wesleyan	83-79 W (OT)
Moravian	64-72 L
Union	79-65 W
Baltimore	61-93 L
Scranton	80-63 W
Queens	81-49 W
Wilkes	80-82 L
Maryland State	82-85 L
C.C.N.Y.	55-60 L (OT)
U.S.M.M.A.	80-71 W
Cortland State	68-56 W
Wagner	75-77 L (OT)
Tufts	64-47 W

*Hofstra Christmas Invitational

1954-55

Coach: Frank Reilly
Record: 19-7

Roanoke	95-80 W
@ Springfield	85-55 W
@ Delaware	64-59 W
U.S.M.M.A.	67-58 W
West Chester State	65-56 W
Union	75-60 W
American	71-51 W
@ Queens	NA
Williams	NA
Delaware*	115-68 W
Lafayette*	72-75 L
Lehigh*	NA
Gettysburg	79-64 W
St. Francis (NY)	75-85 L
Wagner	62-68 L
Hunter	92-76 W
@ Muhlenberg	85-104 L
Baltimore	102-91 W
Maryland State	71-66 W
Albright	77-51 W
Moravian	81-94 L
@ Cortland State	79-77 W
@ Wilkes	82-62 W
Scranton	89-76 W
@ Manhattan	81-74 W
St. John's (NY)	53-86 L

*Hofstra Christmas Invitational



Butch van Breda Koff

1955-56

Coach: Butch van Breda Koff
Record: 22-4

Fairfield	52-39 W
@ Princeton	69-60 W
Roanoke	80-43 W
@ Loyola	58-56 W
@ Baltimore	89-56 W
Queens	86-53 W
@ Williams	69-49 W
@ Scranton	65-53 W
Bucknell*	88-62 W
Wagner*	76-61 W
Muhlenburg*	91-78 W
@ Albright	79-77 W
Maryland State	74-82 L
@ U.S.M.M.A.	75-10 W
Springfield	67-50 W
Hunter	60-46 W
Bucknell	83-81 W
Delaware	92-56 W
@ Moravian	66-59 W
Cortland State	92-73 W
@ West Chester State	68-42 W
St. John's (NY)	64-57 L
Manhattan	66-88 L
Wilkes	81-54 W
Wagner	63-73 L
Muhlenburg	68-67 W

*Hofstra Christmas Invitational

1956-57

Coach: Butch van Breda Koff
Record: 11-15

@ Fairleigh Dickinson	79-62 W
@ Delaware	72-67 W
Baltimore	72-50 W
Loyola (MD)	60-83 L
St. John's (NY)	44-59 L
@ Mount St. Mary's	68-77 L
@ Gettysburg	72-69 W
Iona	73-80 L
American	79-74 W
Upsala*	63-57 W
West Virginia Tech*	70-88 L
Cortland State*	66-76 L
@ Bucknell	41-71 L
@ Wilkes	64-74 L
Maryland State	54-46 W
Scranton	71-68 W
@ Springfield	53-55 L
U.S.M.M.A.	83-67 W
Moravian	66-84 L
@ Cortland State	53-76 L
West Chester State	74-90 L
@ Upsala	69-72 L
Manhattan	66-85 L
Albright	81-71 W
@ Wagner	63-61 W
@ Muhlenburg	64-92 L

*Hofstra Christmas Invitational

1957-58

Coach: Butch van Breda Koff
Record: 15-8

Gettysburg	80-64 W
@ Mount St. Mary's	61-75 L
@ Loyola	52-61 L
Springfield	60-59 W
Penn Military Coll.	68-53 W
American	63-79 L
Wilkes	74-61 W
Wagner	53-46 W
@ Scranton	81-66 W
@ Iona	64-46 W
@ West Chester State	67-66 W
Albright	67-57 W
Manhattan	71-69 W
@ Moravian	50-46 W
@ U.S.M.M.A.	61-41 W
Cortland St.	54-51 W
St. John's (NY)	56-73 L
Upsala	64-52 W
@ Lycoming	85-57 W
@ Lebanon Valley	59-45 W
Fairleigh Dickinson	66-57 W
Muhlenburg	65-68 L
@ Wagner	51-43 W

1958-59

Coach: Butch van Breda Koff
Record: 20-7

@ Princeton	58-68 L
@ Gettysburg	74-64 W
Mount St. Mary's+	73-82 L
Lycoming	73-52 W
Loyola	71-52 W
@ Penn Military Coll.	82-73 W
Cortland State*	78-87 L
Adelphi*	59-71 L
Lehigh*	60-54 W
@ Upsala	78-66 W
@ Wilkes	73-70 W
@ Wagner	58-51 W
@ Cortland State	65-64 W
@ Albright	69-67 W
Manhattan	69-75 L
Delaware	73-80 W
Washington	88-59 W
@ Fairleigh Dickinson	63-61 W
C.W. Post	82-49 W
West Chester State	79-68 W
Moravian	74-59 W
Lebanon Valley	84-62 W
Long Island	97-62 W
@ Scranton	72-85 L
Drexel**	70-64 W
Wesleyan***	67-48 W
American***	65-66 L

+at Adelphi

*L.I. Collegiate Tournament

**Middle Atlantic Championships

***NCAA Small College Eastern Regionals

1959-60

Coach: Butch van Breda Koff
Record: 23-1

Long Island	68-61 W
Washington	79-54 W
Army	58-56 W
Loyola (MD)	72-70 W
Delaware	58-41 W
Upsala	77-55 W
U.S.M.M.A.	75-59 W
Lehigh*	78-58 W
Adelphi*	82-56 W
Rutgers*	59-52 W
Wagner	48-50 L
Albright	76-65 W
Manhattan	67-57 W
Wilkes	81-52 W
Williams	82-62 W
Fairleigh Dickinson	61-47 W
Susquehanna	70-60 W
Lycoming	85-67 W
C.W. Post	85-55 W
Moravian	85-63 W
West Chester State	57-52 W
Scranton	81-58 W
Lebanon Valley	60-42 W
Gettysburg	92-66 W

*Long Island Invitational Tournament at Hofstra

1960-61

Coach: Butch van Breda Koff
Record: 21-4

Long Island	86-62 W
Washington*	73-40 W
Mount St. Mary's	85-75 W
Loyola	81-65 W
@ Upsala*	71-55 W
West Chester State*	89-53 W
Lebanon Valley*	91-65 W
Queens**	95-66 W
Adelphi**	68-54 W
Manhattan	90-66 W
@ Albright*	55-66 L
@ Scranton*	88-56 W
@ Wagner*	91-73 W
@ Army	74-77 L (OT)
Lycoming*	99-62 W
C.W. Post	69-66 W
@ U.S.M.M.A.	90-60 W
Moravian*	84-63 W
Susquehanna*	78-48 W
@ Wilkes*	89-61 W
@ Delaware	75-67 W
@ Gettysburg	58-60 L
Queens	84-60 W
Drexel***	77-55 W
Albright***	44-45 L

*Middle Atlantic Conference Game
**Long Island Christmas Tournament
***Middle Atlantic Championships

1961-62

Coach: Butch van Breda Koff
Record: 24-4

Washington	69-60 W
Fairleigh Dickinson	58-66 L
Loyola	52-44 W
Rider	57-53 W
Upsala	70-55 W
St. Anselm's	76-57 W
Long Island	73-64 W
Hunter College	73-55 W
C.W. Post	68-55 W
U.S.M.M.A.	76-51 W
Albright	43-36 W
Adelphi	81-56 W
Wilkes	83-50 W
Army	57-45 W
Scranton	89-78 W
Manhattan	83-52 W
West Chester State	73-75 L
Southern Connecticut	91-68 W
C.W. Post	81-60 W
Moravian	75-57 W
Susquehanna	60-70 L
Wagner	95-61 W
Lycoming	99-57 W
Queens	93-60 W
Penn Military College*	73-64 W
Albright*	72-47 W
C.W. Post**	56-55 W
Mt. St. Mary's**	51-66 L

*Middle Atlantic Championships
**NCAA Small College Eastern Regionals



Paul Lynner

1962-63

Coach: Paul Lynner
Record: 23-7

@ Mount St. Mary's	75-74 W
@ St. Joseph's	64-70 L
Maryland	64-65 L
Loyola (MD)	78-65 W
@ Upsala	84-65 W
Western Maryland	90-58 W
@ U.S.M.M.A.	69-53 W
@ Southern Conn.	81-47 W
Long Island	76-60 W
C.W. Post*	70-73 L
Queens*	65-57 W
Adelphi*	73-83 L
Fairleigh Dickinson	81-60 W
@ Rider	90-78 W
@ Albright	60-63 L
@ Fordham	66-64 W
@ Navy	69-78 L
Manhattan+	79-73 W
@ Wagner	97-79 W
West Chester State	75-68 W
@ Scranton	76-73 W
Moravian	94-81 W
Susquehanna	72-51 W
@ Wilkes	92-61 W
Lycoming	95-64 W
C.W. Post	75-69 W
Haverford**	86-56 W
Susquehanna**	71-56 W
Philadelphia Textile***	55-60 L
Mount St. Mary's***	78-71 W

*L.I. Christmas Invitational
**Middle Atlantic Championships
***NCAA Tournament
+at Fordham

1963-64

Coach: Paul Lynner
Record: 23-6

Long Island	80-74 W
Maryland State	101-85 W
Loyola	88-71 W
St. Joseph's (PA)	69-85 L
Western Maryland	109-78 W
Navy	82-81 W
Wagner	91-80 W
C.W. Post	60-56 W
Adelphi	94-70 W
Scranton	85-75 W
Upsala	98-71 W
Albright	89-54 W
Philadelphia Textile	73-66 W
Army	59-64 L
Manhattan	89-93 L
Rider	78-75 W
U.S.M.M.A.	110-59 W
West Chester	68-65 W
Queens	83-53 W
Wilkes	90-65 W
Moravian	61-63 L
St. Anselm's	65-63 W
Lycoming	101-77 W
Susquehanna	105-76 W
Drexel*	58-62 L
Muhlenberg*	82-70 W
Catholic**	92-91 W (2OT)
Elizabethtown**	74-61 W
Akron***	58-77 L

*MAC College Division Playoffs
**NCAA Eastern Small College Regionals
***NCAA Small College National Tournament

1964-65

Coach: Paul Lynner
Record: 11-14

Maryland State	78-66 L
Loyola	99-90 W
@ Rider	58-59 L
St. Joseph's (PA)	69-89 L
Fairleigh Dickinson	68-63 W
@ Queens*	101-61 W
@ Adelphi*	83-64 W
Colby	89-61 W
Ohio Wesleyan	84-74 W
@ Albright	70-83 L
West Chester	91-80 W
@ Temple	65-76 L
@ U.S.M.M.A.	81-73 W
@ Scranton	80-67 W
@ Army	57-69 L
@ Manhattan	77-97 L
Long Island	54-63 L
@ Upsala	61-77 L
@ Wagner	96-98 L (OT)
@ Navy	62-70 L
@ Adelphi	70-75 L
@ Bridgeport	103-80 W
CCNY	80-76 W
@ C.W. Post	65-68 L
@ Philadelphia Textile	66-87 L

1965-66

Coach: Paul Lynner
Record: 16-10

St. Joseph's (PA)	57-96 L
Seton Hall	79-84 L
Rider	72-82 L
Loyola	82-75 W
Fairleigh Dickinson	85-67 W
Queens*	77-86 L
Adelphi*	88-66 W
Wooster	63-56 W
New Hampshire	100-82 W
Otterbein	66-92 L
Iona	82-67 W
Albright	83-70 W
CCNY	87-72 W
St. Francis (NY)	99-86 W
NYU	77-75 W
@ Delaware	99-70 W
St. Peter's	84-82 W
Manhattan	72-73 L
Navy	79-96 L
Long Island	67-80 L
Wagner	98-83 W
U.S.M.M.A.	89-80 W
Adelphi	70-74 L
Bridgeport	91-86 W
C.W. Post	102-91 W
Delaware	88-93 L

*AALIC Christmas Tournament

1966-67

Coach: Paul Lynner
Record: 12-13

Rider	58-66 L
St. Joseph's (PA)	67-81 L
Seton Hall	71-69 W
Iona	70-84 L
CCNY	73-55 W
Akron	61-79 L
Washington (MO)	89-69 W
Jacksonville	67-65 W (OT)
St. Francis (NY)	68-88 L
Boston	89-69 W
Fairleigh Dickinson	77-72 W (2OT)
St. Francis	77-88 L
West Chester	82-56 W
NYU	61-81 L
@ Delaware	70-80 L
Manhattan	79-80 L
St. Peter's	87-91 L
U.S.M.M.A.	109-89 W
Adelphi	87-78 W
Long Island	76-82 L
Catholic	57-60 L
Philadelphia Textile	77-75 W
Susquehanna	80-60 W
Wagner	76-93 L
C.W. Post	78-68 W

All-Time Basketball Results

1967-68

Coach: Paul Lynner
Record: 13-12

U.S.M.M.A.	69-53 W
Rider	81-39 W
American	76-79 L
Loyola	72-68 W
Iona	53-57 L
St. Joseph's (PA)	69-77 L
West Chester	90-59 W
Catholic	77-48 W
CCNY	88-60 W
St. Francis (NY)	89-67 W
St. Peter's	81-87 L
Delaware	90-74 W
Florida	71-109 L
Jacksonville	62-77 L
Citadel	80-77 W
Fairleigh Dickinson	93-101 L
Akron	76-62 W
Buffalo	74-81 L
Long Island	65-72 L
Adelphi	65-62 W
Seton Hall	61-67 L
Susquehanna	109-76 W
Manhattan	81-90 L
Wagner	88-90 L
C.W. Post	81-58 W

1968-69

Coach: Paul Lynner
Record: 12-13

@ Temple	64-93 L
Loyola	62-64 L
@ St. Peter's*	58-75 L
Brown*	79-74 W
Iona	85-83 W
Seton Hall	66-72 L
West Chester	92-70 W
@ Akron	58-67 L
St. Francis (NY)**	67-92 L
@ Albright**	79-71 W
@ LaSalle	65-76 L
@ Rider	72-78 L
@ U.S.M.M.A.	68-89 L
St. Peter's	72-75 L
@ St. Francis (NY)	72-63 W
Fairleigh Dickinson	98-67 W
CCNY	101-77 W
American	79-68 W
St. Joseph's (PA)	78-92 L
Long Island	55-73 L
@ Wagner	98-81 W
@ Adelphi	77-74 W
@ Catholic	89-70 W
Manhattan (MSG)	63-79 L
@ LIU-C.W.Post	95-81 W

*Governor's Classic (Trenton, NJ)
**Albright Tournament

1969-70

Coach: Paul Lynner
Coach: 13-13

LaSalle	64-83 L
@ St. Joseph's (PA)	57-98 L
Akron	66-70 L
Fairfield	58-74 L
@ Iona	75-81 L (OT)
@ American	69-98 L
@ Sacred Heart	84-68 W
Maine	95-61 W
Loyola (MD)*	88-72 W
@ Scranton*	66-73 L
Wittenberg	65-59 W
@ Muhlenberg**	76-71 W
New Hampshire**	63-76 L
Bridgeport**	75-62 W
Temple	67-63 W
Manhattan	50-57 L
U.S.M.M.A.	86-84 W
@ Adelphi	78-59 W
@ Long Island	64-70 L
@ Seton Hall	58-60 L
St. Francis (NY)	103-82 W
C.W. Post	62-59 W
@ Fairleigh Dickinson	55-78 L
@ West Chester	71-68 W
@ St. Peter's	58-69 L
Wagner	77-74 W

*Scranton Invitational
**Pocono Classic

1970-71

Coach: Paul Lynner
Record: 18-8

Rider	73-79 L
Wilkes*	89-75 W
@ Southampton*	60-57 W
@ Temple	74-72 W (OT)
Sacred Heart	91-88 W
@ Akron	67-75 L
Drexel	74-61 W
@ Massachusetts	60-87 L
West Chester State	90-67 W
Dalhousie**	96-74 W
Acadia**	81-71 W
Iona	71-61 W
American	54-53 W
@ Boston Univ.	60-59 W
@ Maine	87-70 W
@ LaSalle	62-79 L
@ C.W. Post	66-76 L
@ St. Francis (NY)	73-63 W
St. Joseph's (PA)	69-98 L
Manhattan (MSG)	60-84 L
@ Fairfield	67-82 L
Long Island	71-70 W
@ Wagner	91-80 W
St. Peter's	102-94 W
@ U.S.M.M.A.	90-60 W
Adelphi	73-56 W

*Colonial Classic at Southampton
**Bluenose Classic at Halifax

1971-72

Coach: Paul Lynner
Record: 11-14

Penn Military College	76-83 L
LaSalle (MSG)	58-56 W
Temple	58-71 L
Oral Roberts	74-83 L
Army	64-78 L
Manhattan	69-60 W
Adelphi	78-55 W
Massachusetts	60-56 W
Kentucky Wesleyan	76-84 L
Transylvania	85-93 L
West Chester State	77-61 W
Sacred Heart	79-82 L
Iona	82-70 W
St. Joseph's (PA)	66-80 L
St. John's (NY)	64-72 L
Wagner	118-88 W
Long Island	68-67 W
St. Francis (NY)	86-70 W
C.W. Post	94-62 W
St. Peter's	82-85 L
U.S.M.M.A.	96-65 W
American	76-91 L
Georgetown	97-109 L
Rider	76-81 L (OT)
@ Drexel	64-69 L



Roger Gaeckler

1972-73

Coach: Roger Gaeckler
Record: 8-16

@ Temple	48-80 L
St. John's (NY)	78-93 L
Southampton	81-73 W
@ St. Francis (NY)	65-55 W
Adelphi	64-69 L
Long Beach State*	44-93 L
Oral Roberts*	68-74 L
American Int'l**	58-73 L
@ Springfield**	78-89 L
West Chester	69-58 W
Sacred Heart	78-63 W
Iona	64-58 W
@ LaSalle	55-76 L
Drexel	64-79 L
@ Wagner	72-66 W
American	81-90 L
Long Island	67-65 W
@ C.W. Post	57-58 L
Manhattan (MSG)	82-94 L
@ U.S.M.M.A.	68-76 L
Stony Brook	103-80 W
St. Peter's	89-90 L
St. Joseph's (PA)	83-103 L
Rider	64-66 L

*Nassau Classic at Nassau Coliseum
**Hall of Fame Classic at Springfield
MSG - Madison Square Garden

1973-74

Coach: Roger Gaeckler
Record: 8-16

@ Florida State	63-92 L
@ Georgia Southern	56-78 L
@ Mercer	72-83 L
@ St. Peter's	72-82 L
LaSalle	53-66 L
@ St. Joseph's (PA)	65-86 L
@ Adelphi	69-58 W
Manhattan	51-77 L
Morgan State	60-96 L
@ Long Island	69-93 L
@ Iona	72-74 L
St. John's (NY)	68-89 L
St. Francis (NY)	78-91 L
Fairfield	61-71 L
@ West Chester	68-61 W
Temple	56-75 L
Wagner	69-67 W
@ Southampton	91-76 W
C.W. Post	69-59 W
@ Drexel	92-101 L
U.S.M.M.A.	72-65 W
@ American	61-69 L
@ Stony Brook	69-57 W
Sacred Heart	94-93 W

1974-75

Coach: Roger Gaeckler
Record: 11-13

@ Temple	65-72 L
@ St. Francis (NY)	75-72 W
Iona	103-81 W
@ Kansas State	60-92 L
@ Oral Roberts	72-89 L
@ Arkansas	58-63 L
Adelphi	66-65 W
@ Morgan State	56-67 L
Long Island	73-87 L
@ LaSalle	64-91 L
St. John's	50-74 L
West Chester	72-62 W
@ Florida State	71-107 L
@ Florida Southern	77-61 W
@ Jacksonville	68-87 L
Drexel	80-79 W
St. Joseph's	60-61 L (OT)
@ Wagner	75-65 W
@ Fairfield	64-91 L
@ C.W. Post	70-54 W
Manhattan	67-75 L
@ U.S.M.M.A.	64-50 W
American	85-70 W
Stony Brook	85-61 W

1975-76

Coach: Roger Gaeckler
Record: 18-12 (ECC Champions)

@ Brooklyn	92-60 W
@ South Carolina	57-59 L
St. Francis (NY)	79-76 W
LaSalle	64-72 L
@ St. Joseph's (PA)	71-72 L
@ Adelphi	74-70 W
Manhattan (NC)	83-89 L
@ Long Island	78-75 W
@ C.C.N.Y.	91-84 W
@ Davidson*	61-76 L
Boston College*	70-77 L
@ Iona	75-74 W
St. Peter's (NC)	53-54 L
Merrimack	87-73 W
Canisius (NC)	69-67 W
C.W. Post	55-59 L
U.S.M.M.A.	87-69 W
Niagara	64-77 L
@ Drexel	63-62 W
@ Dartmouth	56-58 L
Fairfield	76-61 W
@ American	68-58 W
@ Virginia	83-91 L
Temple	68-65 W
Wagner	98-85 W
Fairleigh Dickinson (NC)	71-54 W
Bucknell (ECC)	77-58 W
Lafayette (ECC)	77-72 W
Temple (ECC)	79-72 W
Connecticut (NCAA)	78-80 L

*Charlotte Invitational
NC - Nassau Coliseum
ECC - ECC Tournament
NCAA - NCAA Tournament

1976-77

Coach: Roger Gaeckler
Record: 23-7 (ECC Champions)

C.W. Post	100-82 W
Dowling	68-65 W
@ Temple	75-83 L
C.C.N.Y.	77-61 W
@ Duquesne*	76-70 W
Southern Illinois*	67-66 W
@ St. Francis (NY)	95-94 W (OT)
Rhode Island	86-87 L (OT)
Catholic	79-77 W
Villanova**	62-64 L
Montana State**	89-68 W
@ St. Francis (PA)	100-91 W
@ Fairfield	91-101 L
@ Niagara	73-70 W
@ Vermont	86-87 L
Drexel	76-70 W
Iona	80-68 W
Long Island	103-83 W
@ St. Peter's	77-75 W
Manhattan	77-78 L
Virginia	76-69 W (OT)
@ LaSalle	93-89 W
St. Joseph's (PA)	75-68 W
@ Wagner	99-83 W
American	89-78 W
Siena	96-88 W
Lehigh (ECC)	81-72 W
Temple (ECC)	71-58 W
LaSalle (ECC)	92-81 W
Notre Dame (NCAA)	83-90 L

*Pittsburgh Classic
**LSU Tournament
ECC - ECC Tournament
NCAA - NCAA Tournament

1977-78

Coach: Roger Gaeckler
Record: 8-19

Dowling	79-83 L
Adelphi	87-91 L
St. Francis	71-68 W
Niagara	66-77 L
@ Long Island	92-95 L
@ Florida Southern	82-91 L
@ Florida	95-97 L
New Hampshire	79-72 W
Stonehill	80-77 W
@ Canisius	100-96 W (OT)
@ Arkansas	70-95 L
LaSalle	87-97 L
@ Merrimack	89-98 L
@ Fairfield	86-112 L
@ Princeton	67-91 L
Vermont	75-72 W
St. Bonaventure	73-83 L
Manhattan	73-91 L
Temple	83-89 L
@ Holy Cross	88-100 L
Wagner	101-90 W
@ American	73-78 L
@ Catholic	81-78 W
St. Peter's	74-71 W (OT)
@ St. Joseph's (PA)	90-97 L
@ Drexel	76-82 L
American	77-97 L

1978-79

Coach: Roger Gaeckler
Record: 8-19

@ South Carolina	74-93 L
West Chester State	77-69 W
Southampton	102-53 W
@ Lehigh	80-78 W (2 OT)
@ UNC-Charlotte*	73-91 L
Texas-El Paso*	67-79 L
Lafayette	58-71 L
@ Utah**	71-82 L
Georgia**	70-83 L
Florida	68-67 W
@ Manhattan	72-70 W
Rider	60-62 L
@ St. Peter's	69-70 L
@ Wagner	65-84 L
Princeton	61-44 W
@ Delaware	90-72 W
Holy Cross (NC)	62-64 L
St. Joseph's (PA)	56-57 L
@ Bucknell	64-67 L (OT)
@ Temple	70-92 L
@ St. Bonaventure	81-101 L
Long Island	94-86 W
Drexel	68-73 L
Fairfield	65-71 L
American	84-87 L
LaSalle	73-87 L
@ LaSalle	77-84 L

*First Union Invitational (Charlotte, NC)
**Utah Classic (Salt Lake City, UT)
NC - Nassau Coliseum



Joe Harrington

1979-80

Coach: Joe Harrington
Record: 14-14

@ UCLA	71-90 L
Lehigh	66-57 W
Illinois State*	66-71 L
@ LeMoyné*	75-64 W
@ Lafayette	75-85 L
Southampton	90-66 W
Cal-Irvine**	84-83 W (2 OT)
@ Holy Cross**	84-97 L
Bucknell	69-73 L
Dowling	67-64 W
@ Niagara	88-95 L
@ Rider	71-64 W
Bridgeport	93-78 W
@ West Chester State	82-67 W
Delaware	73-69 W
@ Drexel	79-71 W

All-Time Basketball Results

South Carolina (NC)	62-89 L
@ American	80-92 L
@ Long Island	73-56 W
Temple	50-49 W
LaSalle (MSG)	61-75 L
St. Peter's	46-57 L
@ St. Joseph's (PA)	74-95 L
Wagner	81-78 W
@ Fairfield	66-67 L
@ Manhattan	57-60 L
American	70-69 W
@ St. Joseph's (PA)	59-70 L

*Carrier Classic at LeMoyne
 **Worcester County National Classic
 NC - Nassau Coliseum
 MSG - Madison Square Garden



Dick Berg

1980-81

Coach: Dick Berg
Record: 12-15

Dowling	66-43 W
@ Fairleigh Dickinson	95-92 W
Lafayette	53-56 L
@ Lehigh	67-68 L
@ Stetson*	72-76 L
Central Michigan*	75-77 L
@ Wagner	79-88 L
@ Cornell	61-63 L
St. Francis (NY)	62-52 W
Marist	100-72 W
Rider	90-66 W
@ Bucknell	74-68 W (OT)
@ LaSalle	71-79 L
@ Notre Dame	55-65 L
@ Delaware	70-61 W
@ South Carolina	72-90 L
Stony Brook	102-61 W
@ Temple	56-80 L
American	72-73 L
West Chester State	87-76 W
Manhattan	72-64 W
@ Niagara	87-72 W
St. Joseph's (PA)	43-54 L
Drexel	73-55 W
Holy Cross	63-73 L
Long Island	80-81 L
Temple (ECC)	63-68 L (OT)

*Tangerine Bowl at Stetson
 ECC - ECC Tournament

1981-82

Coach: Dick Berg
Record: 12-16

Southampton	64-58 W
Lehigh	55-56 L
Cornell	50-38 W
Brown	91-76 W
Fairleigh Dickinson	73-67 W
@ Long Island	72-80 L (OT)
@ St. Francis (NY)	61-62 L (OT)
@ Dayton*	54-77 L
UNC-Charlotte*	60-70 L
@ Marist	74-70 W
@ West Chester State	61-71 L
Bucknell	75-62 W
@ Lafayette	61-55 W
Temple	68-61 L
@ Rider	59-52 W
Delaware	65-53 W
Wagner	56-54 W
Stony Brook	80-59 W
Loyola (MD)	58-59 L
South Carolina	56-63 L
@ American	68-87 L
@ Maryland	59-94 L
@ Drexel	63-78 L
LaSalle	64-67 L
@ St. Joseph's	50-59 L
Niagara	62-64 L
Lafayette (ECC)	71-64 W (OT)
St. Joseph's (ECC)	57-65 L

*Dayton Invitational
 ECC - ECC Tournament

1982-83

Coach: Dick Berg
Record: 18-9

Dowling	95-58 W
@ Lehigh	61-57 W
@ Stony Brook	97-70 W
Virginia Wesleyan	100-77 W
Lafayette	66-61 W
Long Island	82-66 W
Fairfield	88-92 L (2 OT)
@ Bucknell	66-52 W
@ Cal-Santa Barbara*	65-73 L
Furman*	64-58 W
George Washington**	82-67 W
@ Florida Southern**	74-75 L
@ Brown	75-74 W
Rider	59-54 W
@ Loyola	81-69 W
@ Delaware	50-49 W
@ LaSalle	62-78 L
Baltimore	62-53 W
Manhattan	69-77 L
@ Fordham	44-45 L
Towson State	86-71 W
Drexel	74-58 W
@ Wagner	83-80 W (2 OT)
@ Notre Dame	50-61 L
@ Fairleigh Dickinson	75-60 W
American	53-54 L
Bucknell (ECC)	55-56 L

*NIKE Classic at Santa Barbara
 **Juice Bowl at Florida Southern
 ECC - ECC Tournament

1983-84

Coach: Dick Berg
Record: 14-14

Franklin & Marshall	66-59 W
Lehigh*	60-58 W
@ Brigham Young	84-119 L
American+*	77-69 W
@ Pepperdine+	80-90 L
Wagner	71-66 W
@ N.C. State	56-82 L
@ Fairleigh Dickinson#	69-81 L
Lafayette*	60-54 W
Fordham	59-65 L
@ Lehigh*	76-82 L
Brown	64-67 L
@ Rider*	50-70 L
Bloomfield	84-72 W
Delaware*	56-54 W
Monmouth	77-43 W
Rider*	53-62 L
@ Bucknell*	59-69 L
Towson State*	69-61 W
@ Delaware*	61-64 L
@ Manhattan	74-70 W
@ Drexel*	47-65 L
Bucknell*	59-77 L
@ Towson State*	79-69 W
American*	63-58 W
@ Lafayette*	67-62 W
Drexel*	73-65 W
Lafayette (ECC)	49-69 L

*East Coast Conference game
 +Malibu Classic at Pepperdine
 #at Brendan Byrne Arena
 ECC - ECC Tournament

1984-85

Coach: Dick Berg
Record: 14-15

@ Iona	72-80 L
Virginia Wesleyan	105-74 W
@ Fordham	73-93 L
Marist	73-64 W
Santa Clara#	80-67 W
@ Brigham Young#	76-86 L
UNC-Charlotte	77-70 W
Drexel##	85-71 W
@ Fla. International##	84-75 W
@ Towson State*	78-86 L
Lafayette*	75-64 W
@ Bucknell*	54-69 L
@ Wagner	71-67 W
@ Delaware*	77-89 L
@ Monmouth	56-58 L
@ Lehigh*	75-93 L
Rider*	68-72 L
Bloomfield	72-54 W
Towson State*	67-65 W
@ Lafayette*	62-85 L
Bucknell*	91-71 W
@ Drexel*	66-78 L
Manhattan	70-61 W
@ Richmond	70-85 L
Delaware*	93-62 W
Lehigh*	75-80 L
@ Rider*	58-59 L
Lafayette (ECC)	75-74 W
Lehigh (ECC)	68-72 L

#Cougar Classic at BYU
 ##Orange Bowl Classic at FIU
 *East Coast Conference game
 ECC - ECC Tournament

1985-86

Coach: Dick Berg
Record: 17-13

Fordham	75-62 W
@ Brown	85-77 W
Stony Brook	75-86 L
Iona	60-58 W
Fairleigh Dickinson#	55-82 L
Columbia#	60-81 L
Ohio University	66-73 L
Wagner	58-55 W
Dominican	52-53 L
@ Miami	63-70 L
@ Manhattan*	73-61 W
@ Delaware*	82-79 W
Drexel*	88-90 L (2 OT)
@ Rider*	79-78 W
@ Notre Dame	67-91 L
@ Bucknell*	68-69 L
Towson State*	67-55 W
Lafayette*	67-43 W
@ Lehigh*	77-74 W
St. Francis (NY)	75-58 W
Delaware*	87-77 W
@ Drexel*	66-65 W
Rider*	75-70 W (OT)
Bucknell*	74-79 L
@ Towson State*	76-80 L
@ Lafayette*	88-94 L
Lehigh*	62-60 W
Rider (ECC)	77-68 W
Bucknell (ECC)	68-66 W
Drexel (ECC)	76-80 L

#Lapchick Tournament at St. John's
*East Coast Conference game
ECC - ECC Tournament

1986-87

Coach: Dick Berg
Record: 10-18

Illinois-Chicago#	77-67 W
Fordham#	65-69 L
@ Iona	66-81 L
Colgate##	83-73 W
Manhattan##	67-65 W
@ Ohio	70-84 L
@ Marist	71-70 W
@ Wagner	64-97 L
@ Providence	61-97 L
@ Fairfield	66-65 W
Brown	93-81 W
Delaware*	75-58 W
@ Lehigh*	68-80 L
@ Lamar	53-97 L
@ Cal-Berkeley	55-85 L
Rider*	68-80 L
Bucknell*	92-102 L (OT)
@ Towson State*	69-72 L
@ Drexel*	79-84 L
@ Lafayette*	70-93 L
Lehigh*	71-69 W
@ Delaware*	66-72 L
Drexel	95-86 W
@ Rider*	64-78 L
@ Bucknell*	87-92 L
Towson State*	87-74 W
Lafayette*	60-83 L
Lafayette (ECC)	76-81 L

#Coast Cities Classic
##Hofstra Classic
*East Coast Conference game
ECC - ECC Tournament

1987-88

Coach Dick Berg
Record: 6-21

Mt. St. Vincent	78-44 W
Iona	58-74 L
@ Fairfield	40-43 L
@ Florida Southern	84-90 L
Wagner	80-86 L
@ Davidson	67-82 L
St. Joseph's (NY)+	94-55 W
Westmont+	86-68 W
Brooklyn	71-58 W
@ St. Francis (NY)	58-66 L
Long Island	80-84 L
@ Central Connecticut	74-75 L
Lehigh*	63-77 L
@ Delaware*	55-69 L
Drexel*	43-58 L
@ Rider*	77-84 L
@ Bucknell*	73-86 L
Towson State*	69-81 L
Lafayette*	52-72 L
@ Lehigh*	72-96 L
@ Towson State*	61-78 L
Delaware*	65-63 W
@ Drexel*	56-86 L
@ Lafayette*	45-59 L
Rider*	77-76 W
Bucknell*	55-59 L
Lafayette (ECC)	54-84 L

+Hofstra Classic
*East Coast Conference game
ECC - ECC Tournament



Butch van Breda Kolf

1988-89

Coach: Butch van Breda Kolf
Record: 14-15

@ Manhattan	74-53 W
Central Connecticut	61-74 L
@ Fordham	64-78 L
@ Columbia	78-74 W
@ Brown	80-68 W
Clemson	63-77 L
@ Wagner	61-69 L
@ Navy	53-58 L
Iona	60-65 L
@ Long Island	75-73 W
@ Florida Southern##	54-70 L
Canisius##	68-55 W
Bucknell*	74-86 L
Rider*	48-34 W
@ Drexel*	56-58 L
Lehigh*	89-77 W
Towson State*	60-62 L
@ Delaware*	77-79 L (OT)
@ Lafayette*	58-70 L
@ Bucknell*	70-89 L
@ Rider*	55-50 W
Davidson	78-71 W
Drexel*	71-68 W
@ Lehigh*	82-81 W (OT)
@ Towson State*	68-71 L
Delaware*	69-58 W
Lafayette*	63-58 W
Drexel (ECC)	79-73 W
Bucknell (ECC)	84-89 L (OT)

##Juice Bowl Classic at Florida Southern
*East Coast Conference game
ECC - ECC Tournament

1989-90

Coach: Butch van Breda Kolf
Record: 13-15

Manhattan	57-60 L
@ Navy	72-80 L
Fordham	56-69 L
@ Tulane	81-69 W
@ St. John's	47-58 L
@ Iona	72-58 W
@ Brooklyn	68-78 L
Florida Southern	57-54 W
@ Long Beach State	69-89 L
@ Fresno State	48-69 L
Wagner	71-55 W
Columbia	80-71 W
@ Rider*	77-79 L
Lafayette*	71-64 W
@ Bucknell*	70-73 L
@ Clemson	58-91 L
Drexel*	66-65 W
@ Lehigh*	83-80 W
@ Towson State*	64-66 L
Delaware*	79-64 W
@ Lafayette*	63-64 L
Bucknell*	80-67 W
Rider*	59-57 W
@ Drexel*	66-74 L
Lehigh*	64-60 W
Towson State*	65-73 L
@ Delaware*	76-64 W
Bucknell (ECC)	67-72 L

*East Coast Conference game
ECC - ECC Tournament

1990-91

Coach: Butch van Breda Kolf
Record: 14-14

@ Manhattan	65-69 L
@ Lehigh	66-67 L
@ Stetson#	64-62 W
Mississippi#	78-73 W
@ Fordham	66-79 L
Navy	81-83 L
Iona	69-73 L
St. Francis (NY)	76-74 W
Boston University+	70-71 L (OT)
Howard+	71-64 W
@ San Diego	49-78 L
@ Columbia	83-64 W
@ Rider*	59-46 W
Drexel*	78-71 W
@ UMBC*	69-63 W
@ Towson State *	61-74 L
Tulane	68-70 L
@ Wagner	67-60 W
@ Delaware*	68-62 W
@ Cent. Connecticut*	78-74 W (OT)
UMBC*	71-52 W
Rider*	61-66 L
@ Drexel*	61-68 L
@ Army	50-46 W
Towson State*	66-76 L
Central Connecticut *	72-49 W
Delaware*	72-75 L
UMBC (ECC)	67-68 L

#Hatter Classic at Stetson
+Shootout Spokane at Gonzaga
*East Coast Conference game
ECC - ECC Tournament

All-Time Basketball Results

1991-92

Coach: Butch van Breda Kolff
Record: 20-9 (ECC - 2nd Place)

Navy	85-62 W
Lehigh	97-87 W
Manhattan	81-79 W (OT)
Fordham	64-82 L
Princeton+	42-54 L
SE Louisiana+	57-70 L
@ Boston College	52-65 L
@ Iona	43-57 L
@ St. Francis (NY)	71-53 W
Western Michigan++	57-58 L
Air Force++	75-70 W
Wagner	68-65 W
Boston University	59-55 W
@ Columbia	80-66 W
Brooklyn*	78-54 W
Buffalo*	67-51 W
Rider*	61-69 L
@ Cent. Connecticut*	92-80 W
@ Towson State*	70-80 L
@ Buffalo*	84-61 W
UMBC*	91-80 W
@ Rider*	68-65 W (OT)
Central Connecticut*	85-56 W
Towson State*	89-87 W
Army	56-42 W
@ Brooklyn*	92-56 W
@ UMBC*	103-87 W
@ UMBC (ECC)	77-74 W
Towson State (ECC)	61-69 L

+Dr. Pepper Classic at Baylor
++Albertson's Classic at Boise State
*East Coast Conference game
ECC - ECC Tournament

1992-93

Coach: Butch van Breda Kolff
Record: 9-18 (ECC Champions)

@ Manhattan	56-80 L
San Francisco+	61-92 L
Western Illinois+	63-64 L
Yale	48-46 W
@ Lehigh	78-71 W
St. Bonaventure++	50-66 L
@ St. John's	56-58 L
@ Rutgers	64-91 L
@ Tulane	55-64 L
@ UNLV	41-79 L
@ Fordham	56-60 L
Columbia	68-60 W
Iona	54-67 L
@ Cornell	56-70 L
@ Army	64-52 W
@ Rhode Island	68-80 L
@ Texas Christian	63-66 L
@ South Alabama	69-83 L
Maine	83-77 W
@ St. Joseph's (PA)	55-76 L
Stony Brook	78-57 W
@ Boston University	69-71 L
Central Connecticut*	80-72 W
@ Villanova	54-92 L
Central Connecticut*	86-61 W
California-Irvine	77-67 W
@ Richmond	48-79 L
+MetLife Classic at San Francisco	
++ECAC Challenge at Niagara Falls	
*East Coast Conference game	

1993-94

Coach: Butch van Breda Kolff
Record: 9-20 (ECC Champions)

Lehigh	82-84 L
@ Iona	61-80 L
Monmouth+	49-59 L
Old Dominion+	66-92 L
Yale++	52-51 W
@ St. John's++	42-70 L
Manhattan#	59-75 L
Maryland##	67-93 L
Hartford##	55-72 L
@ New Hampshire	55-68 L
Cornell	49-65 L
@ Maine	60-95 L
Buffalo*	57-71 L
Troy State*	79-84 L
@ Dartmouth	61-75 L
Columbia	72-62 W
St. Joseph's (PA)	60-79 L
Boston University	75-84 L
Central Connecticut*	84-76 W
@ Notre Dame	63-76 L
Fordham	63-61 W
Rhode Island	77-69 W
Army	76-87 L
St. Francis (NY)	96-89 W
@ Chicago State*	68-69 L
@ NE Illinois*	76-90 L
Chicago State (ECC)	86-77 W
Troy State (ECC)	90-89 W (OT)
NE Illinois (ECC)	88-86 W (2 OT)

+Gaucho Classic at Santa Barbara
++Lapchick Tournament at St. John's
#ECAC Challenge at Nassau Coliseum
##Abdow's Hall of Fame Classic at UMass
*East Coast Conference game
ECC - ECC Tournament



Jay Wright

1994-95

Coach: Jay Wright
Record: 10-18, 5-11NAC

New Hampshire*	97-104 L
Cornell#	82-56 W
@ Colorado#	77-96 L
@ Lehigh	66-67 L
@ Northeastern*	54-74 L
Dartmouth	70-80 L
Maine*	77-66 W
Northeastern*	68-70 L
@ New Hampshire*	84-99 L
Vermont*	86-88 L
@ Delaware*	52-70 L
Manhattan	57-78 L
@ Notre Dame	52-63 L
@ Yale	54-60 L
Stony Brook	79-66 W
@ Hartford*	74-80 L
@ Drexel*	64-90 L
@ Army	96-76 W
@ Vermont*	72-69 W
Boston Univ.*	58-56 W
Drexel*	88-96 L
Hartford*	68-59 W
Delaware*	66-63 W
@ Boston Univ.*	37-63 L
@ Maine	60-61 L
@ Fordham	75-61 W
@ Maine (NAC)	88-59 W
@ Drexel (NAC)	75-108 L

*North Atlantic Conference game
#Mile High Classic at Colorado
NAC - NAC Tournament



1995-96

Coach: Jay Wright

Record: 9-18, 5-13 NAC†

Stony Brook	91-72 W
SW Texas State+	66-68 L
Eastern Washington+	78-68 W
@ Hartford*	58-77 L
@ Vermont*	83-103 L
@ Manhattan	51-74 L
@ Villanova	57-91 L
Army	82-58 W
Drexel*	71-100 L
Maine*	64-51 W
New Hampshire*	75-56 W
@ Northeastern*	70-65 W
@ Boston University*	61-73 L
@ Towson State*	83-63 W
Northeastern*	68-71 L
Boston University*	71-86 L
Pennsylvania (NC)	55-83 L
@ Maine*	57-75 L
@ New Hampshire*	65-77 L
@ Delaware*	65-93 L
@ Drexel*	63-93 L
Delaware*	57-67 L
Towson State*	56-74 L
Fordham	69-57 W
Vermont*	83-96 L
Hartford* (MSG)	83-77 W
Northeastern (NAC)	61-71 L

*North Atlantic Conference game
 +Met Life Classic at San Francisco
 NC - Nassau Coliseum
 MSG - Madison Square Garden
 NAC - NAC Tournament

1996-97

Coach: Jay Wright

Record: 12-15, 9-9 America East

Stony Brook	55-42 W
@ Florida International	55-54 W
@ Florida Atlantic	65-61 W
@ St. John's	54-77 L
@ Maine*	73-81 L
@ New Hampshire*	50-51 L
@ Xavier	43-79 L
@ Fordham	63-70 L
Georgia Tech#	47-58 L
Manhattan#	55-56 L
Vermont*	80-66 W
Hartford*	49-52 L
Delaware*	81-70 W
@ Boston Univ.*	65-70 L
@ Northeastern*	58-56 W
Drexel*	61-64 L
@ Towson State*	66-62 W
New Hampshire*	67-54 W
Maine*	80-66 W
Towson State*	84-71 W
@ Delaware*	72-79 L
Boston Univ.*	58-70 L
Northeastern*	87-69 W
@ Drexel*	70-83 L
@ Vermont*	73-91 L
@ Hartford*	80-72 W
@ Delaware&	73-86 L

*America East game
 #ECAC Holiday Festival at MSG
 &America East Tournament

1997-98

Coach: Jay Wright

Record: 19-12, 11-7 America East

Bucknell#	69-55 W
@ Fairfield#	64-77 L
Louisville\$	66-75 L
Wichita State\$	65-56 W
@ American (P.R.)\$	64-59 W
@ Towson*	64-56 W
@ Delaware*	75-77 L
Iona	63-78 L
Florida Atlantic	71-62 W
Stony Brook	82-59 W
@ Villanova	74-86 L
Colgate	95-85 W
Hartford*	81-75 W (OT)
Vermont*	74-79 L
@ Drexel*	84-64 W
Towson*	64-60 W
@ Boston Univ.*	67-80 L
@ Northeastern*	74-79 L
@ New Hampshire*	67-64 W
@ Maine*	77-75 W
Northeastern*	85-69 W
Boston Univ.*	92-84 W
Delaware*	77-92 L
Drexel*	70-56 W
@ Vermont*	78-83 L
@ Hartford*	72-85 L
@ Colgate	81-65 W
New Hampshire*	79-42 W
Maine*	71-54 W
Hartford&	90-79 W
@ Delaware&	51-60 L

#Fairfield AT&T Shootout at Fairfield University
 \$Puerto Rico Shootout at American University (PR)
 *America East game
 &America East Tournament

1998-99

Coach: Jay Wright

Record: 22-10, 14-4 America East

@ Maryland	59-89 L
Youngstown St.	65-62 W
So. Mississippi!	60-61 L
Missouri-KC!	51-52 L
Hawaii-Pacific!	69-48 W
@ St. John's	49-70 L
@ Iona	77-61 W
@ Towson*	68-55 W
@ Youngstown St.	61-59 W
Georgia Tech\$	61-42 W
Pennsylvania\$	67-62 W
@ New Hampshire*	69-56 W
@ Maine*	77-79 L
Belmont	67-44 W
Hartford*	77-54 W
@ Vermont*	70-76 L
Northeastern*	81-68 W
Boston Univ.*	66-50 W
Delaware*	78-76 W
@ Drexel*	65-70 L
Towson*	76-48 W
New Hampshire*	77-64 W
Maine*	77-67 W
@ Hartford*	66-40 W
Vermont*	73-59 W

@ Delaware*	60-83 L
@ Boston Univ.*	58-55 W
@ Northeastern*	78-52 W
Drexel*	79-59 W
Vermont#	69-59 W
Drexel#	37-55 L
Rutgers%	45-58 L

!Hawaii Pacific Thanksgiving Tournament
 \$ECAC Holiday Festival at Madison Square Garden
 *America East game
 #America East Tournament
 %National Invitational Tournament

1999-00

Coach: Jay Wright

Record: 24-7, 16-2 America East (America East Champions)

@ New Mexico St.!	55-69 L
Stony Brook	68-53 W
@ California	61-68 L
@ Belmont	78-68 W
@ Vanderbilt	46-74 L
Iona	90-69 W
@ St. John's	86-98 L
Rutgers\$	65-59 W
Fordham\$	75-50 W
Boston Univ.*	74-46 W
Northeastern*	84-45 W
@ Delaware*	81-85 L
@ Towson*	84-70 W
Vermont*	86-52 W
Hartford*	81-72 W
@ Maine*	80-72 W
@ New Hampshire*	83-45 W
@ Northeastern*	80-59 W
@ Boston Univ.*	64-49 W
Towson*	60-58 W
Delaware*	82-70 W
@ Hartford*	92-58 W
@ Vermont*	65-73 L
Drexel*	73-50 W
New Hampshire*	90-57 W
Maine*	67-64 W
@ Drexel*	66-57 W
Boston Univ.#	80-62 W
Drexel#	69-51 W
Delaware#	76-69 W
Oklahoma St.%	66-86 L

!Preseason National Invitation Tournament
 \$ECAC Holiday Festival at Madison Square Garden
 *America East game
 #America East Tournament
 %NCAA Tournament First Round at Buffalo, NY

2000-01

Coach: Jay Wright

Record: 26-5, 16-2 America East (America East Champions)

Northern Illinois!	81-57 W
@ Florida Int'l!	78-50 W
@ Florida Atlantic	87-67 W
@ Stony Brook	72-60 W
Delaware*	74-79 L
Drexel*	69-62 W
@ Iona	60-61 L
@ St. John's	86-80 W
Rutgers\$	58-52 W
Penn State\$	71-74 L
Towson*	80-54 W
@ Boston Univ.*	70-74 L
@ Northeastern*	72-65 W
Manhattan	57-43 W
@ Hartford*	53-47 W
@ Vermont*	74-69 W
New Hampshire*	75-70 W
Maine*	67-62 W
Northeastern*	94-70 W
Boston Univ.*	77-56 W
@ Towson*	79-58 W
@ Delaware*	68-55 W
Vermont*	73-60 W
Hartford*	73-54 W
@ Maine*	89-83 W (OT)
@ New Hampshire*	80-61 W
@ Drexel*	78-70 W
Vermont#	68-55 W
Maine#	78-66 W
Delaware#	68-54 W
UCLA%	48-61 L

!Florida International Tip-Off Classic
 \$ECAC Holiday Festival at Madison Square Garden
 *America East game
 #America East Tournament
 %NCAA Tournament First Round at Greensboro, NC



All-Time Basketball Results



Tom Pecora

2001-02

Coach: Tom Pecora
Record: 12-20, 5-13 CAA

Florida Atlantic	67-65 W
Kent State!	67-64 W
South Florida!	60-79 L
Illinois State!	82-80 W (OT)
Iona (MSG)	67-54 W
@ Syracuse	65-91 L
Stony Brook	76-67 W
@ St. John's	75-89 L
@ Manhattan	67-74 L
@ Drexel*	58-70 L
Illinois-Chicago#	71-79 L
Bucknell#	60-68 L
Old Dominion*	67-66 W
UNC Wilmington*	58-69 L
Virginia Commonwealth*	77-62 W
@ James Madison*	49-68 L
@ George Mason*	68-82 L
William & Mary*	68-59 W
Drexel*	74-84 L
Delaware*	74-67 W
@ Towson*	62-60 W
@ UNC Wilmington*	54-78 L
@ Virginia Commonwealth*	67-69 L
George Mason*	61-62 L
James Madison*	71-80 L
@ William & Mary*	57-61 L
@ Old Dominion*	53-69 L
@ Delaware*	63-75 L
Towson*	60-61 L
Towson%	72-52 W
George Mason%	82-76 W
Virginia Commonwealth%	54-70 L

!University Hoops Classic at Pittsburgh, PA
MSG - Madison Square Garden
*Colonial Athletic Association game
#South Florida Shootout at Tampa, FL
%CAA Tournament

2002-03

Coach: Tom Pecora
Record: 8-21, 6-12 CAA

@ Gonzaga	61-69 L
St. Francis (NY)!	56-72 L
Lehigh#	63-50 W
Quinnipiac#	68-71 L
Monmouth	57-70 L
@ St. John's (MSG)	59-84 L
@ Stony Brook	52-65 L
Manhattan	75-93 L
@ St. Peter's	64-77 L
@ Virginia Commonwealth*	62-71 L
@ UNC Wilmington*	47-71 L
George Mason*	70-67 W
James Madison*	58-65 L
@ Towson*	54-61 L
Old Dominion*	69-65 W
@ William & Mary*	66-51 W
@ Drexel*	66-78 L
Delaware*	64-62 W
@ James Madison*	69-75 L
Drexel*	76-82 L
William & Mary*	69-79 L
@ George Mason*	54-70 L
UNC Wilmington*	70-74 L
@ Delaware*	91-82 W
Virginia Commonwealth*	77-80 L
Towson*	66-47 W
@ Old Dominion*	46-77 L
William & Mary%	74-64 W
UNC Wilmington%	56-76 L

!Coaches vs. Cancer Classic (White Plains, NY)

MSG - Madison Square Garden
*Colonial Athletic Association game
#Hofstra/Wingate Holiday Tournament
%CAA Tournament

2003-04

Coach: Tom Pecora
Record: 14-15, 10-8 CAA

@ Marist#	79-74 W
@ Georgia Tech#	56-75 L
@ Providence	56-69 L
@ Maryland	72-87 L
@ St. John's	81-64 W
@ Columbia	58-55 W
@ Monmouth	79-87 L
Stony Brook	69-70 L
Saint Peter's	87-77 W
@ Manhattan	58-65 L
@ Delaware*	59-66 L
Virginia Commonwealth*	66-61 W
Towson*	85-56 W
@ Old Dominion*	66-71 L
@ George Mason*	76-84 L
UNC Wilmington*	73-76 L
@ James Madison*	69-66 W
William & Mary*	98-71 W
Drexel*	81-82 L
@ Virginia Commonwealth*	69-81 L
Delaware*	63-61 W
Old Dominion*	80-79 W
@ Drexel*	69-92 L
@ William & Mary*	78-69 W
George Mason*	67-57 W
James Madison*	65-61 W
@ Towson*	67-61 W

@ UNC Wilmington*	56-64 L
Old Dominion%	68-82 L

#Preseason NIT
*Colonial Athletic Association game
%CAA Tournament

2004-05

Coach: Tom Pecora
Record: 21-9, 12-6 CAA

@ Florida International	69-67 W
La Salle	79-69 W
@ Binghamton	76-63 W
@ James Madison*	78-75 W
@ Longwood	78-56 W
St. John's	78-68 W
@ Dartmouth	74-57 W
Columbia	64-40 W
@Stony Brook	66-54 W
@ #7 Syracuse	75-80 L
@ William & Mary*	71-59 W
Drexel*	81-84 L (OT)
@ UNC Wilmington*	74-81 L
@ Virginia Commonwealth*	58-70 L
Old Dominion*	66-67 L
Delaware*	80-66 W
@ George Mason*	78-94 L
@ Towson*	84-64 W
William & Mary*	72-51 W
Virginia Commonwealth*	60-58 W
@ Drexel*	52-70 L
James Madison*	95-88 W (3OT)
UNC Wilmington*	74-68 W
Towson*	68-59 W
@ Delaware*	75-57 W
@ Old Dominion*	66-63 W
George Mason*	75-52 W
Drexel%	89-77 W
Old Dominion%	58-72 L
@ Saint Joseph's#	44-53 L

*Colonial Athletic Association game
%CAA Tournament
#National Invitation Tournament

2005-06

Coach: Tom Pecora
Record: 26-7, 14-4 CAA

Florida International	64-51 W
@ Notre Dame	50-69 L
@ St. John's	64-51 W
Binghamton	69-55 W
Delaware*	79-65 W
@ Virginia Commonwealth*	64-87 L
Stony Brook	73-56 W
vs. Dartmouth (at MSG)	74-59 W
@St. Francis (NY)	73-57 W
@ La Salle	71-70 W
James Madison*	87-66 W
Georgia State*	69-53 W
@ Towson*	91-94 L
UNC Wilmington*	92-87 W (3OT)
@ Old Dominion*	76-68 W
@ Northeastern*	73-89 L
Towson*	82-70 W
@ Drexel*	76-75 W (OT)
Old Dominion*	65-63 W
@ Delaware*	77-62 W
@ Georgia State*	76-70 W

Northeastern*	89-78 W
@ UNC Wilmington*	68-77 L
Siena	76-62 W
@ William & Mary*	82-57 W
#25 George Mason*	77-66 W
Drexel*	70-68 W
Virginia Commonwealth%	72-66 W
George Mason%	58-49 W
UNC Wilmington%	67-78 L
Nebraska#	73-62 W
@ Saint Joseph's#	77-75 W (OT)
Old Dominion#	51-61 L

*Colonial Athletic Association game
%CAA Tournament
#National Invitation Tournament

2006-07

Coach: Tom Pecora
Record: 22-10, 14-4 CAA

@ Charlotte	82-88 L
@ Manhattan	77-79 L (OT)
vs. Hawaii&	79-80 L
vs. Marshall&	73-70 W
@ Alaska-Anchorage&	75-65 W
@ Siena	84-80 W
Georgia State*	62-59 W
@ Stony Brook	73-57 W
St. Francis (NY)	67-64 W
@ Syracuse	60-85 L
vs. Saint Joseph's (PA)^	65-63 W
@ St. John's^	63-51 W
@ UNC Wilmington*	80-69 W (2OT)
Delaware*	75-50 W
Old Dominion*	70-58 W
@ Drexel*	55-53 W (OT)
@ Northeastern*	74-84 L
Towson*	79-74 W
William & Mary*	77-69 W
@ Georgia State*	76-63 W
@ Towson*	64-60 W
@ Delaware*	68-72 L
Virginia Commonwealth*	79-68 W
Northeastern*	82-66 W
Drexel*	87-95 L (OT)
@ George Mason*	68-60 W
@ Old Dominion*	82-96 L
Holy Cross	65-64 W
UNC Wilmington*	68-65 W
@ James Madison*	98-78 W
vs. George Mason%	61-64 L
@ De Paul#	71-83 L

*Colonial Athletic Association game
&Great Alaska Shootout
^Aeropostale Holiday Festival
%CAA Tournament
#National Invitation Tournament

2007-08

Coach: Tom Pecora

Record: 12-18, 8-10 CAA

@ Holy Cross	47-61 L
Manhattan	73-71 W (OT)
@ St. Francis (NY)	57-60 L
UNC Wilmington*	83-87 L (OT)
@ Fordham	71-73 L
Stony Brook	74-77 L
Charlotte	70-68 W
@ Rhode Island	69-88 L
vs. Virginia Tech^	59-84 L
vs. Marist^	67-73 L
@ Old Dominion*	54-75 L
James Madison*	66-60 W
@ UNC Wilmington*	69-74 L
@ Virginia Commonwealth*	49-59 L
George Mason*	78-85 L (2OT)
@ Drexel*	67-58 W
Virginia Commonwealth*	65-82 L
@ Northeastern*	70-65 W
Longwood	75-60 W
@ Towson*	51-60 L
Delaware*	64-58 W
@ William & Mary*	62-74 L
Georgia State*	57-45 W
Northeastern*	53-62 L
@ James Madison*	86-85 W
Towson*	81-67 W
@ Iona	81-63 W
@ Delaware*	69-74 L
Drexel*	56-48 W
vs. Towson%	66-81 L

*Colonial Athletic Association game
^Aeropostale Holiday Festival
%CAA Tournament

2008-09

Coach: Tom Pecora

Record: 21-11, 11-7 CAA

vs. Clemson^	69-98 L
vs. Western Michigan^	71-68 W (OT)
vs. East Tennessee St.^	76-75 W
Old Westbury	68-50 W
@ Manhattan	66-61 W
Fordham	60-40 W
@ Stony Brook	61-56 W
St. Francis (NY)	68-52 W
@ Massachusetts	81-97 L
Iona	64-67 L
@ New Hampshire	62-57 W
Drexel*	56-63 L
@ Northeastern*	50-73 L
Delaware*	66-61 W
@ VCU*	60-68 L
@ Drexel*	52-70 L
Northeastern*	57-52 W
William & Mary	54-44 W
@ James Madison*	69-68 W
@ UNC Wilmington*	80-78 W
VCU*	62-66 L
@ George Mason*	54-78 L
Towson*	71-68 W
Old Dominion*	60-51 W
@ Delaware*	69-59 W
James Madison*	99-96 W (2 OT)
@ Fairfield	61-56 W
@ Georgia State*	55-76 L
UNC Wilmington*	88-81 W (OT)

vs. UNC Wilmington%	79-66 W
vs. Old Dominion%	51-52 L

*Colonial Athletic Association game
^Charleston Classic
%CAA Tournament

2009-10

Coach: Tom Pecora

Record: 19-15, 10-8 CAA

@ Kansas	65-101 L
vs. Yale!	68-63 W
@ Connecticut!	67-76 L
Farmingdale State	87-48 W
Elon!	70-46 W
Charlotte!	72-80 L
Fairfield	84-80 W
@ Towson*	84-64 W
Manhattan	44-39 W
New Hampshire	75-58 W
@ St. John's#	60-72 L
vs. Davidson#	52-61 L
@ Florida Atlantic	67-63 W
William & Mary*	47-48 L
@ George Mason*	63-67 L
Towson*	77-61 W
@ Old Dominion*	46-57 L
Virginia Commonwealth*	68-81 L
@ William & Mary*	66-73 L
George Mason*	72-90 L
@ Drexel*	62-75 L
UNC Wilmington*	93-54 W
Delaware*	77-67 W
@ James Madison*	68-48 W
Northeastern*	55-75 L
Drexel*	75-64 W
@ UNC Wilmington*	87-70 W
@ Delaware*	82-69 W
Rider	92-89 W (OT)
@ Northeastern*	73-62 W
Georgia State*	87-74 W
vs. Georgia State%	68-67 W
vs. Northeastern%	71-74 L (2 OT)
IUPUI^	60-74 L

*Colonial Athletic Association game
!NIT Season Tip-Off
#Aeropostale Holiday Festival
%CAA Championship Tournament
^College Basketball Invitational



Mo Cassara

2010-11

Coach: Mo Cassara

Record: 21-12, 14-4 CAA

Farmingdale State	102-62 W
vs. North Carolina#	63-107 L
vs. Western Kentucky#	60-62 L
vs. Nebraska#	47-62 L
Wagner	67-63 W
@ Rider	58-48 W
Towson*	74-62 W
@ Binghamton	89-85 W (OT)
Florida Atlantic	59-63 L
@ Manhattan	71-58 W
Holy Cross	71-56 W
@ Iona	62-87 L
at Drexel*	75-69 W
George Mason*	87-74 W
@ Northeastern*	76-67 W
@ Towson*	74-60 W
Old Dominion*	64-75 L
UNC Wilmington*	66-57 W
@ William & Mary*	67-64 W
James Madison*	92-90 W (OT)
@ VCU*	67-82 L
Drexel*	60-65 L
@ George Mason*	68-87 L
Northeastern*	78-75 W
@ Georgia State*	79-68 W
@ Delaware*	61-58 W
William & Mary*	81-78 W (OT)
@Wright State!	56-82 L
@ UNC Wilmington*	71-64 W
Delaware*	79-60 W
vs. William & Mary^	72-56 W
vs. Old Dominion^	69-77 L
at Evansville&	70-77 L

*Colonial Athletic Association game
#Honda Puerto Rico Tip-Off
!ESPN BracketBuster
^CAA Tournament
&College Basketball Invitational

2011-12

Coach: Mo Cassara

Record: 10-22, 3-15 CAA

Long Island	89-71 W
@ Oregon State#	72-82 L
St. Francis (NY)	63-59 W
Florida Atlantic	60-62 L
@ Rhode Island#	73-85 L
vs. Cleveland State#	63-53 W
vs. Boston University#	61-68 L

James Madison*	60-62 L
@ Wagner	43-58 L
Manhattan	59-68 L
Binghamton	82-62 W
Colgate	82-59 W
Iona	83-75 W
VCU*	63-80 L
@ Delaware*	66-67 L
@ UNCW*	80-86 L
Northeastern*	62-64 L
@ Old Dominion*	61-69 L
Drexel*	50-56 L
@ James Madison*	71-69 W
@ VCU*	49-61 L
George Mason*	50-55 L
@ Northeastern*	51-58 L
Towson*	74-49 W
Georgia State*	43-59 L
@ George Mason*	62-72 L
@ Drexel*	67-78 L
Delaware*	57-71 L
Siena%	81-69 W
@ William & Mary*	71-75 L
UNCW*	93-64 W
vs. Georgia State^	50-85 L

*Colonial Athletic Association game
#TicketCity Legends Classic
%ESPN BracketBuster
^CAA Tournament

2012-13

Coach: Mo Cassara

Record: 7-25, 4-14 CAA

@ Monmouth	62-91 L
@ Purdue!	54-83 L
South Dakota State!	66-63 W
District of Columbia!	74-59 W
Marshall!	103-100 W (2 OT)
@ Manhattan	56-67 L
@ George Washington	56-80 L
Southern Methodist	47-73 L
Wagner	44-52 L
@ LIU Brooklyn	84-88 L
Wright State	57-63 L
vs. Tulane	62-83 L
@ Florida Atlantic	57-61 L
Georgia State*	52-50 W
@ Delaware*	54-69 L
William & Mary*	40-59 W
@ Northeastern*	60-65 L
@ George Mason*	46-57 L
Drexel*	52-55 L
UNC Wilmington*	51-57 L
@ James Madison*	41-62 L
@ William & Mary*	59-72 L
Northeastern*	57-62 L
@ UNC Wilmington*	65-56 W
@ Georgia State*	43-61 L
Towson*	50-57 L
@ Drexel*	54-63 L
George Mason*	50-79 L
Old Dominion*	70-59 W
Delaware*	56-57 L
@ Towson*	64-67 L
vs. Delaware^	57-62 L

*Colonial Athletic Association game
!2K Sports Classic benefiting Wounded Warrior Project
^CAA Tournament

Hofstra Basketball Media Outlets

WIRE SERVICES

THE ASSOCIATED PRESS

450 West 33rd Street
New York, NY 10001
(212) 621-1630 - Office
(212) 621-1639 - Fax

THE SPORTS NETWORK

2200 Byberry Road - Suite 200
Hatboro, PA 19040
(800) 227-7249 - Office
(800) 227-0803 - Fax

ESPN

ESPN Plaza
Building B, Third Floor
Bristol, CT 06010
(860) 766-6501 - Office
(860) 766-6500 - Fax

STATS, INC.

8130 Lehigh Avenue
Morton Grove, IL 60053
(847) 583-2100 - Office
(800) 357-8525 - Fax

NEWSPAPERS

NEWSDAY

235 Pinelawn Road
Melville, NY 11747
(631) 843-2820 - Office
(631) 454-6892 - Fax

NEW YORK TIMES

620 Eighth Avenue
New York, NY 10018
(212) 556-4499 - Office
(646) 428-6147 - Fax

NEW YORK DAILY NEWS

450 West 33rd Street
New York, NY 10001
(212) 210-1692 - Office
(212) 643-7845 - Fax

NEW YORK POST

1211 Avenue of the Americas
New York, NY 10036
(212) 930-8700 - Office
(212) 930-8727 - Fax

HOFSTRA CHRONICLE

Hofstra University
Student Center - 2nd Floor
Hempstead, NY 11550
(516) 463-6965 - Office
(516) 463-6977 - Fax

TELEVISION

NEWS 12 LONG ISLAND

One Media Crossways
Woodbury, NY 11797
(516) 393-3740 - Office
(516) 393-1269 - Fax

MSG NY

2 Penn Plaza
New York, NY 10001
(212) 465-5955 - Office
(212) 465-5944 - Fax

SPORTSNET NY

110 West 51st Street
New York, NY 10020
(212) 485-4900 - Office
(212) 485-4975 - Fax

YES NETWORK

The Chrysler Bldg.
405 Lexington Ave., 36th Floor
New York, NY 10174
(646) 487-3600 - Office
(646) 487-3612 - Fax

CBS SPORTS NETWORK

85 Tenth Avenue - 3rd Fl.
New York, NY 10011
(212) 342-8700 - Office
(212) 342-8899 - Fax

WCBS-TV 2

524 West 57th Street
New York, NY 10019
(212) 975-1741 - Office
(212) 975-9387 - Fax

WNBC-TV 4

30 Rockefeller Plaza
New York, NY 10020
(212) 664-5313 - Office
(212) 664-2994 - Fax

WNYW-TV 5

205 E. 67th Street,
New York, NY 10021
(212) 452-3786 - Office
(212) 452-5517 - Fax

WABC-TV 7

7 Lincoln Square
New York, NY 10023
(212) 456-3125 - Office
(212) 456-2930 - Fax

WWOR-TV 9

9 Broadcast Plaza
Secaucus, NJ 07094
(201) 330-2245 - Office
(201) 330-3844 - Fax

WPIX-TV 11

220 E. 42nd Street
New York, NY 10017
(212) 210-2513 - Office
(212) 210-2591 - Fax

NEW YORK 1 NEWS

75 Ninth Avenue
New York, NY 10011
(212) 379-3311 - Office
(212) 379-3575 - Fax

NEWS 12 BRONX & BROOKLYN

930 Soundview Avenue
Bronx, NY 10473
(718) 861-6842 - Office
(718) 328-7420 - Fax

RADIO

WRHU-FM 88.7

Hofstra University
Hempstead, NY 11549
(516) 463-5667 - Office
(516) 463-5668 - Fax

WCBS-AM 880

524 West 57th Street
New York, NY 10018
(212) 975-2127 - Office
(212) 975-5539 - Fax

WINS-AM 1010

888 Seventh Avenue
New York, NY 10016
(212) 397-1010 - Office
(212) 489-7034 - Fax

ESPN RADIO-FM 98.7

2 Penn Plaza
New York, NY 10121
(212) 613-3800 - Office
(212) 613-3861 - Fax

WFAN-AM 660

345 Hudson St., 10th Floor
New York, NY 10014
(212) 314-9200 - Office



THE ROAD STARTS IN MARYLAND

2014 CAA BASKETBALL CHAMPIONSHIPS



MARCH 7

Game 1: Seed 8 vs Seed 9 7:00 PM

MARCH 8

Game 2: Seed 1 vs Game 1 Winner NOON
 Game 3: Seed 4 vs Seed 5 2:30 PM
 Game 4: Seed 2 vs Seed 7 6:00 PM
 Game 5: Seed 3 vs Seed 6 8:30 PM

MARCH 9

Game 6: Game 2 Winner vs Game 3 Winner 2:30 PM
 Game 7: Game 4 Winner vs Game 5 Winner 5:00 PM

MARCH 10

Men's Championship Game 7:00 PM



Call to order tickets
(516) HOF-TIXX



MARCH 13

Game 1: Seed 8 vs Seed 9 2:00 PM

MARCH 14

Game 2: Seed 1 vs Game 1 Winner NOON
 Game 3: Seed 4 vs Seed 5 2:30 PM
 Game 4: Seed 2 vs Seed 7 5:00 PM
 Game 5: Seed 3 vs Seed 6 7:30 PM

MARCH 15

Game 6: Game 2 Winner vs Game 3 Winner NOON
 Game 7: Game 4 Winner vs Game 5 Winner 2:30 PM

MARCH 16

Women's Championship Game NOON



The Show Place Arena
Upper Marlboro, MD

CAASports.com • #CAAHoops • @CAABasketball



Getting To Hofstra

From Southern New Jersey, Southeastern Pennsylvania, Maryland, Washington, D.C. and Virginia:

Take the New Jersey Turnpike to Exit 13. Cross the Goethals Bridge and continue on Route 278 to the Verrazano-Narrows Bridge. Stay in the left lane of the Bridge and take the Belt Parkway-East. The Belt Parkway becomes the Southern State Parkway at the Nassau County line. Take the Southern State Parkway to the Meadowbrook Parkway North (Exit 22). Exit the Meadowbrook Parkway at Exit M4 (Hempstead Turnpike Route 24). Head west to Hofstra (approximately 1 mile).

From Northwestern New Jersey, Northern Pennsylvania and the Middle States:

Take Interstate 78, Interstate 80, U.S. Route 22, New Jersey Route 4 or New Jersey Route 17 to the George Washington Bridge. Proceed over the bridge to the Cross Bronx Expressway. Take the Cross Bronx Expressway to the Throgs Neck Bridge. Follow directions from the Throgs Neck Bridge from this point.

From Upstate New York:

Take New York Thruway over the Tappan Zee Bridge to Cross Westchester Expressway (Interstate 287). Stay on the Expressway to the New England Thruway (Interstate 95). Proceed south on the Thruway to the Throgs Neck Bridge. Follow directions from the Throgs Neck Bridge from this point.

From the Throgs Neck Bridge:

Follow signs for Eastern Long Island. Take the Cross Island Parkway to the Grand Central Parkway-East. The Grand Central becomes the Northern State Parkway at the Nassau County line. Take the Northern State Parkway-East to the Meadowbrook Parkway-South (exit 31A). Take the Meadowbrook Parkway-South to Exit M4 West (Hempstead Turnpike Route 24). Follow Hempstead Turnpike West to Hofstra (approximately 1 mile).

For Team Travel Via Bus:

Commercial buses are not allowed on New York City (Belt, Grand Central or Cross Island) or Long Island (Southern State or Northern State) Parkways. Team buses should take the Brooklyn-Queens Expressway from the south, and the Clearview Expressway from the north, to get to the Long Island Expressway for the trip to Hofstra. Once on the Long Island Expressway (I-495), buses should proceed to Glen Cove Road-South (exit 39). Head south on Glen Cove Road for approximately eight miles to Hempstead Turnpike/Fulton Avenue and turn left (east). Hofstra University is approximately two miles east on Hempstead Turnpike.

Public Transportation from Airport:

If a visitor arrives at either La Guardia or Kennedy Airport, the most direct means of reaching the University is by one of three limousine companies that service both airports and the Hofstra University area. Larry's Taxi Service (516) 483-3333; Transport Limousine Service (800) 654-1164 (out of state) (800) 832-5466 (in New York state); Winston Limousine Service (800) 4-AIRPORT.

Railroads:

AMTRAK services Pennsylvania Station in Manhattan, approximately 30 miles from the Hofstra campus. To get to Hofstra from Penn Station, take the Long Island Rail Road to the Hempstead station. The Hofstra University Courtesy Bus and taxi services are available there. Hofstra is approximately 1.5 miles from the station.



Hofstra Campus Map



Map Legend

Adams Hall	25
Adams Playhouse	12
Admission Center/Bernon Hall	27
Au Bon Pain	18
Axinn Hall (Law)	66
Axinn Library	3
Barnard Hall	10
Berliner Hall	61
Bird Sanctuary	76
Breslin Hall	23
Brower Hall	11
Bubble	78
Butler Annex	65
Café on the Quad	15
Calkins Hall	14
Career Center/M. Robert Lowe Hall	64
C.V. Starr Hall	60
Davison Hall	8
Field Hockey Stadium	77
Fitness Center, David S. Mack	47
Gittleson Hall	63
Hagedorn Hall	55
Hauser Hall	2
Health and Wellness Center	42
Heger Hall	4
Herbert School of Communication	20

Hofstra Dome	48
Hofstra Hall	7
Hofstra North Shore-LIJ School of Medicine at Hofstra University	50
Hofstra University Museum	9
Hof USA	40
Human Resources Center	52
Kushner Hall	22
Library Technical Services and Resource Center	3
Lowe Hall	9
Margiotta Hall	57
Mason Hall/Gallon Wing	5
Maurice A. Deane School of Law	21
McEwen Hall	17
Memorial Hall	1
Monroe Lecture Center	62
New Academic Building	73
Pedestrian Bridges	69, 70
Phillips Hall	6
Physical Education Center, David S. Mack/Swim Center	49
Physical Plant	59
Public Safety and Information Center, David S. Mack	54
Roosevelt Hall	19
Saltzman Community Services Center	28
Shapiro Alumni House	58
Soccer Stadium	71
Softball Stadium	75
Spiegel Theater	13

Sports and Exhibition Complex, David S. Mack	51
Stadium, James M. Stuart	56
Student Center, Sondra and David S. Mack	31
Tennis Courts	24
Unispan	30
University Club/Mack Hall	53
University College Hall/Skodnek Business Development Center	43
University Field	72
Weed Hall	26
Weller Hall	16
West Library Wing	29

Residence Halls

Alliance Hall	34
Bill of Rights Hall	35
Colonial Square	46
Constitution Hall	36
Enterprise Hall	39
Estabrook Hall	37
Graduate Residence Hall	74
Liberty Hall	41
Nassau Hall	44
Republic Hall	42
Stuyvesant Hall	32
Suffolk Hall	45
The Netherlands	33
Vander Pool Hall	38

TV/Radio Chart



0

JORDAN ALLEN

F, 6-6, 200, So.
Bay Shore, NY
____ppg____rpg



1

JUAN'YA GREEN*

G, 6-3, 195, Jr.
Philadelphia, PA
____ppg____rpg



2

AMEEN TANKSLEY*

G, 6-6, 200, Jr.
Philadelphia, PA
____ppg____rpg



3

ZEKE UPSHAW

G/F, 6-6, 215, Gr.
Chicago, IL
____ppg____rpg



4

CHRIS JENKINS

G/F, 6-4, 215, Fr.
Hillside, NJ
____ppg____rpg



5

DAN STEINBERG

F, 6-7, 200, Sr.
Flemington, NJ
____ppg____rpg



11

DION NESMITH

G, 6-0, 200, Gr.
Union, NJ
____ppg____rpg



12

DARREN PAYEN

F/C, 6-8, 205, So.
Milford, CT
____ppg____rpg



14

BRIAN BERNARDI*

G, 6-2, 180, So.
Staten Island, NY
____ppg____rpg



15

ADAM SAVION

G, 6-2, 185, So.
Hackensack, NJ
____ppg____rpg



20

JAMALL ROBINSON

G/F, 6-5, 210, Fr.
Cheltenham, MD
____ppg____rpg



24

STEPHEN NWAUKONI

F/C, 6-8, 240, Sr.
Queens, NY
____ppg____rpg



30

ELIEL GONZALEZ

G, 6-3, 200, Fr.
Cayey, Puerto Rico
____ppg____rpg



31

MOUSSA KONE

F/C, 6-7, 220, Jr.
Bronx, NY
____ppg____rpg



Head Coach

First Season at Hofstra/
16th Season Overall

*Not eligible
in 2013-14

H




ADAM SAVION



MOUSSA KONE



HOFSTRA
P R I D E




JORDAN ALLEN



DARREN PAYEN


2013-14 Hofstra Men's Basketball Schedule

NOVEMBER

8	Fri.	Monmouth	7 p.m.
10	Sun.	Fairleigh Dickinson	4 p.m.
Naismith Memorial Basketball Hall of Fame Tipoff			
12	Tue.	at Louisville 	7 p.m.
19	Tue.	at Richmond	7 p.m.
23	Sat.	vs. Hartford (at Mohegan Sun Arena, Uncasville, CT)	5:30 p.m.
24	Sun.	vs. Belmont/Holy Cross (at Mohegan Sun Arena, Uncasville, CT)	6/8 p.m.

30	Sat.	Manhattan	4 p.m.
----	------	------------------	--------

DECEMBER

4	Wed.	Sacred Heart	7 p.m.
7	Sat.	at Southern Methodist  (at Dr. Pepper Arena; Frisco, TX)	1 p.m.
15	Sun.	Central Connecticut	1 p.m.
23	Mon.	at Siena	7 p.m.
28	Sat.	George Washington	4 p.m.
30	Mon.	NJIT	7 p.m.




JANUARY

2	Thu.	at Tulane	2 p.m.
5	Sun.	at Fairleigh Dickinson	4 p.m.
8	Wed.	at Delaware*	7 p.m.
11	Sat.	Charleston*	4 p.m.
15	Wed.	at UNCW*	7 p.m.
22	Wed.	William & Mary*	7 p.m.
25	Sat.	Northeastern*	4 p.m.
27	Mon.	at Towson* 	7 p.m.
29	Wed.	Drexel*	7 p.m.

FEBRUARY

1	Sat.	at Charleston*	4 p.m.
5	Wed.	at Northeastern*	7 p.m.
8	Sat.	UNCW*	7 p.m.
10	Mon.	at James Madison*  	7 p.m.
16	Sun.	at Drexel* 	8 p.m.
19	Wed.	Delaware*	7 p.m.
22	Sat.	Towson*	4 p.m.
26	Wed.	at William & Mary*	7 p.m.

MARCH

1	Sat.	James Madison*	7 p.m.
Colonial Athletic Association Championship (at Baltimore Arena, Baltimore, MD)			
7	Fri.	First Round	TBA
8	Sat.	Quarterfinals 	TBA
9	Sun.	Semifinals 	12/2:30 p.m.
10	Mon.	Championship Game 	7 p.m.

*Colonial Athletic Association game
Home games are in **bold** and are played at the Mack Sports Complex
All times Eastern Standard Time.
For ticket information call (516) HOF-TIXX

