

In this annual report

01

02.
Introductions

02

23.
Operational
Review

03

32.
Corporate
Governance

04

48.
Corporate
Social
Investment

05

55.
Sponsors
Season
Review

06

68.
Annual
Financial
Statements

01



Introduction

Corporate profile

Mandate

The National Soccer League (NSL) is the only Special Member of the South African Football Association (SAFA) and is the only professional football body recognised by SAFA.

The NSL consists of two Divisions of clubs, namely the Premier Division and the National First Division, each consisting of sixteen clubs.

The NSL derives its mandate from its Constitution. The main objectives of the NSL as prescribed in the Constitution are, inter alia:

to promote, organise, control and administer professional football;

to co-ordinate and facilitate the development of professional football;

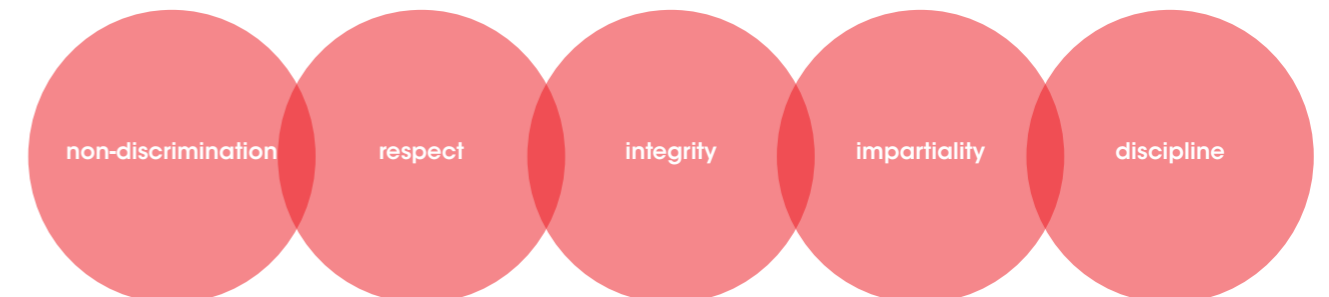
to foster friendly relations amongst officials, clubs, teams and players of the League;

to promote the interests of the clubs;

to concern itself with matters affecting professional football;

to utilise its funds in the pursuit of its objectives.

Values



Executive Committee Review

Overview

For the 2012/13 season, the Executive Committee presented the following strategic focus areas to the Board of Governors:

- **Owning our audiences**
- **Directing football traffic back to the stadiums**
- **Directing football agenda and discussion**
- **Alignment with partners' businesses**
- **Corporatisation/restructuring**

The Executive Committee invested a lot of resources in these areas whilst not losing sight of the operational efficiencies of the business and ensuring that the football product remains competitive, professional and attractive.

STRATEGIC FOCUS AREAS

1 Ownership of audiences and directing football traffic back to stadiums

It is indisputable that the National Soccer League (NSL) commands extensive 'talk-time' across all media platforms; radio, television and print media. The Executive Committee embarked on a strategy to take control and influence the content that was taken up by 'talk-time'.

As part of this strategy, the members were requested to centralise their radio broadcast rights which enabled the League to negotiate a ground-breaking radio broadcast contract with the SABC. This contract is seen as a key enabler to providing a platform through which the relevant football discussions can be driven on an hourly basis across different radio stations broadcasting in all official languages that are understood by football supporters throughout the country. The League also launched the innovative Q-Innovation program dividing the season into four quarters with the objective of creating and sustaining the excitement and conversation throughout the season, generating extra content for our League and rewarding our supporters as well as clubs that produce outstanding performances during each season.

2 Directing the football agenda and discussion

Player Image Rights

The treatment of player image rights is becoming more relevant in South African football. The PSL Executive Committee appointed a reputable law firm to undertake a due diligence exercise to determine similarities and differences between the clubs regarding the treatment relating to image rights, and in order to obtain a common understanding of this treatment.

Fixture Copyright

The PSL has during the year approached Gidani regarding copyright of its fixtures. Following extensive information gathering, the PSL is comfortable that it will succeed in owning its fixture copyright.

Club Licensing

The PSL received the new regulations relating to Club Licensing. The Joint Liaison Committee appointed an Ad Hoc Committee to workshop compliance thereto.

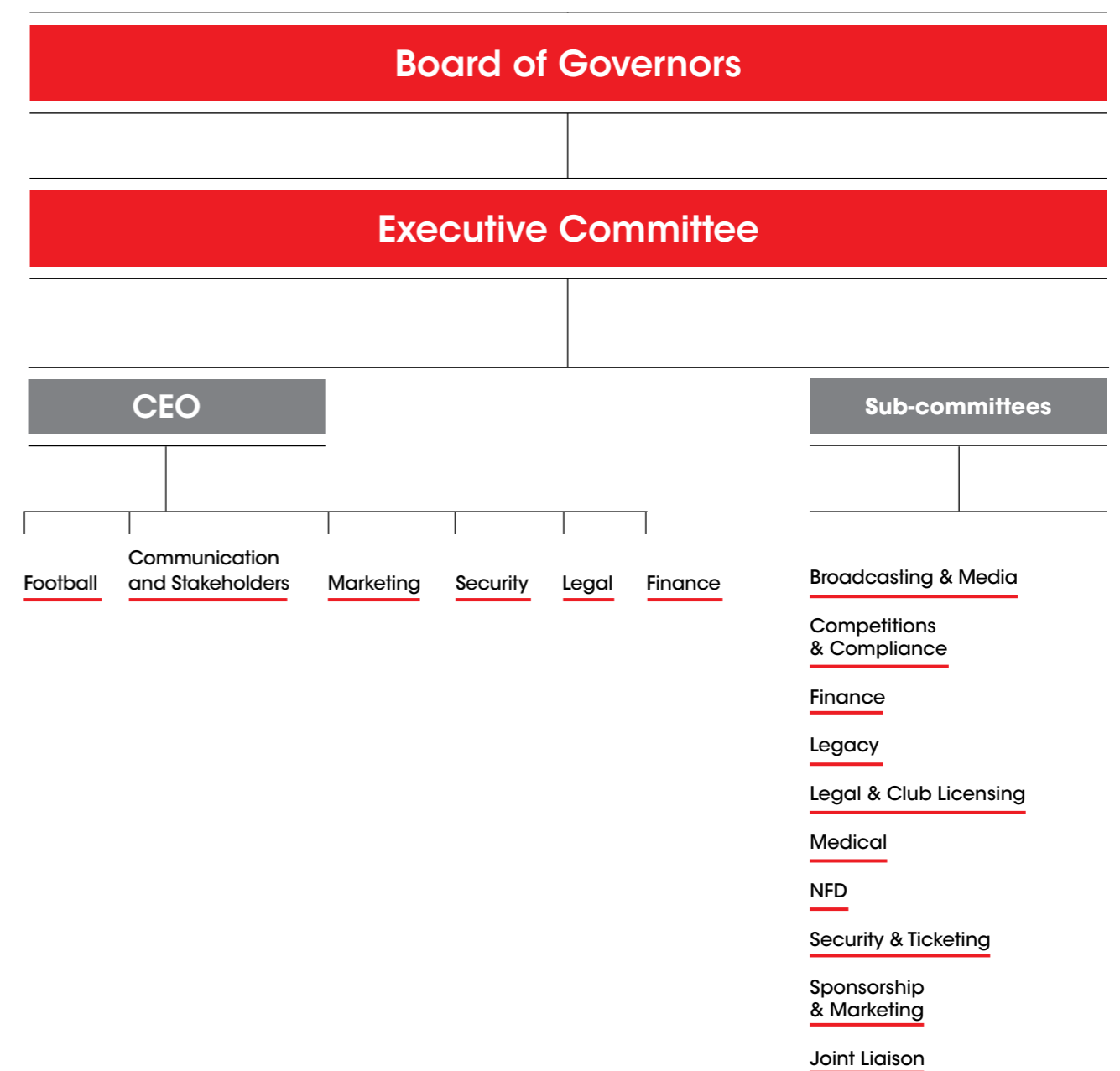
3 Alignment with the partners' businesses

During the year under review, the League continued its engagement with its sponsors and partners. Telkom increased their interest in the League with 8ta (now Telkom Mobile) becoming a supplier sponsor to the League. Although this is an indication of continued support for the League in general, more focus must be given to align the League to our partners' business requirements.

4 Corporatisation

Corporatisation/restructuring of the NSL is taking longer than initially anticipated and could not be implemented at the beginning of the 2013/14 season as planned. The League embarked on this route in order to align itself with the Companies Act, and in a parallel process to set up the stand alone business of the National First Division. The process remains ongoing as the League awaits the outcome of an Advanced Tax Ruling regarding the impact of corporatisation on all of the National Soccer League structures.

NSL Structure



Premier League Football Clubs

Premier Division Football Clubs



Ajax Cape Town FC

Urban Warriors
Executive Director – Ari Efstathiou

Founded in 1998

Ikamva, Cnr Frans Conradie Drive & Bertie Genade Avenues, Parow
P.O. Box 926, Parow, 7499
Tel: +27 (0) 21 930 6001 **Fax:** +27 (0) 21 939 6403
www.ajaxct.com
www.facebook.com/ajaxct
Twitter: @ajaxcapetown Youtube: Ajaxct tv



Bloemfontein Celtic FC

Phunya Sele Sele, Siwelele
Chairman - Demetri "Jimmy" Augustii

Founded in 1969

No 40 Ryk Tulbach street, Bayswater, Bloemfontein , 9301
Tel: +27 (0) 51 433 1387 **Fax:** +27 (0) 51 443 1658
www.bloemfonteincelticfc.co.za



AmaZulu FC

Usuthu
Chairman – Dr Patrick Sokhela

Founded in 1932

28 Ennisdale Drive, Durban North, 4051
Tel: +27 (0) 31 564 0161 **Fax:** +27 (0) 31 564 0180
www.amazulufc.net



Chippa United FC

Chilli Boys
Chairman – Siviwe Mpengesi

Founded in 2010

Philippi Stadium
Eisleben Road C/O White Hart Lane, Philippi, 7785
Tel: +27 (0) 427 9011
www.chippautdfc.co.za



Bidvest Wits FC

The Clever Boys, The Students
Chairman - Alfred Da Costa

Founded in 1921

Sturrock Park, Raikes Road, Wits University- Sports
Administration, West Campus, Braamfontein
P.O Box 136, Wits 2050
Tel: +27 (0) 11 339 1112 **Fax:** +27 (0) 011 339 2328
www.bidvestwits.co.za



Free State Stars FC

Ea Lla Koto
Chairman – Mike Mokoena

Founded in 1977

22 President Boshoff Street Bethlehem, 9700
P.O. Box 1735, Bethlehem, 9700
Tel: +27 (0) 21 531 4644 **Fax:** +27 (0) 86 512 6389
www.freestatestars.co.za



Black Leopards FC

Lidoda Duvha
Chairman – David Thidiela

Founded in 1983

3A General Joubert Street, Polokwane, 0700
Tel: +27 (0) 15 291 534
www.blackleopardsfc.com



Kaizer Chiefs FC

Amakhosi, Glamour Boys
Chairman - Kaizer Motaung

Founded in 1970

5/6 Lena Rd, Lenaron, Naturena, 2064
P.O. Box 2610, Johannesburg, 2000
Tel: +27 (0) 11 941-1465 **Fax:** +27 (0) 11 941 1538
www.kaizerchiefs.com
m.kaizerchiefs.com
www.facebook.com/kaizerchiefs
Twitter: @Kaizer_Chiefs
www.youtube.com/kaizerchiefsfc

Premier League Football Clubs

Premier Division Football Clubs (continued)



Lamontville Golden Arrows FC

Abafana Bes'thende

Chairperson – Mato Madlala

Founded in 1943

Moses Mabhida Stadium
44 Isaiah Ntshangase Road, Durban, 4001
Private Bag X2010, Greyville, 4023
Tel: +27 (0) 31 303 9848 Fax: +27 (0) 31 303 9849
www.goldenarrowsfc.com



Orlando Pirates FC

Buccaneers

Chairman – Dr Irvin Khoza

Founded in 1937

2nd Floor Oakhurst Building, St. Andrews Road,
Parktown, Johannesburg
P.O. Box 3076, Houghton, 2041
Tel: +27 (0) 11 484 2084 Fax: +27 (0) 11 484 2085
www.orlandopiratesfc.com
Twitter: @Orlando_Pirates
Facebook: www.facebook.com/OrlandoPirates
YouTube: www.youtube.com/OPFC1937



Mamelodi Sundowns FC

The Brazilians, Bafana Ba Style, 'Downs

President – Patrice Motsepe

Founded in the early 1960s

Cnr. Allandale & Dunlop Road, Chloorkop Ext 2
Midrand, Johannesburg, 1624
P.O. Box 8713, Edleen, 1625
Tel: +27 (0) 11 393 5007 Fax: +27 (0) 11 393 4477
www.sundownsfc.co.za



Platinum Stars FC

Dikwena

Club Director – Cliff Ramoroa

Founded in 1998

Platinum Stars Club House Bafokeng Sports Campus
R565 Sun City Road, Phokeng
P.O. Box 2403, Phokeng, 0335
Tel: +27 (0) 14 573 4700 Fax: +27 (0) 86 623 7612
www.platinumstars.co.za



Maritzburg United FC

The Team of Choice

Chairman – Farook Kadodia

Founded in 1981

397 Victoria Road, Pietermaritzburg, KwaZulu Natal, 3201
P.O. Box 397, Msunduzi 3231
Tel: +27 (0) 33 345 5666/7 Fax: +27 (0) 33 345 5672
www.maritzburgunited.co.za



SuperSport United

Matsatsantsa

Chairman – Khulu Sibiyi

Founded 1994

137 Bram Fischer Street, Randburg, 2125
P.O. Box 2789, Pinegowrie, Randburg 2123
Tel: +27 (0) 11 686 6431 Fax: +27 (0) 11 686 7787
www.sufc.co.za



Moroka Swallows FC

The Dube Birds

Chairman – Leon Prins

Founded in 1947

3290 Cnr. Main and Nontlantla Road Dobsonville, Soweto 1863
Postnet Suite #28, Private bag X3, Roggebaai, 8012
Tel: +27 (0) 11 988 2420 Fax: +27 (0) 11 988 9302
www.morokaswallows.co.za



University of Pretoria FC

AmaTuks

Chairman – Prof. Antonie de Klerk

Founded in 1953

Sports Centre, South Street, Hatfield
TS Soccer (Pty) Ltd
P.O. Box 14622, Hatfield, 0028
Tel: +27 (0) 12 420 6001 Fax: +27 (0) 12 420 6095
www.amatuks.co.za

National First Division Football Clubs



African Warriors FC

Chairman - Balekile Edward
Former Chairman - Jubu Kumalo,
deceased 15 may 2013

Founded in 2006

FDC Building, Western Block, Office no. B 22- B23
Phuthaditjhaba, 9866
Tel: +27 (0)58 718 6200 Fax: +27 (0) 58 713 1988/058 713 2933



F.C. Cape Town

Chairman - Errol Dicks

Founded in 2006

28 Baronetcy Blvd, Platteklouf, Parow, Cape Town
P.O. Box 21314, Parow 7500
Tel: +27 (0) 21 591 5165 Fax: +27 (0) 21 558 8419



Blackburn Rovers FC

Amarover

Chairman - Dumisani Mcedani
(suspended)

Founded in 1965.

No. 42 Alice Street, King Williams Town, Eastern Cape
Tel: +27 (0) 43 743 1510 Fax: +27 (0) 43 722 5409
Twitter: @AmaRovaFC



Jomo Cosmos FC

Ezenkosi

Chairman - Jomo Sono

Founded in 1983

No. 4 La Rochelle & Glenroy, Springfield, Rosettenville, 2000
Box 990, Johannesburg, 2000
Tel: +27 (0) 11 026 3671 Fax: +27 (0) 86 600 0390
www.jomocosmos.co.za



Dynamos FC

Ri Khomeni Ri Nga Peli, The
Dynamites

Chairman - Pat Malabela

Founded in 1997

9 Biccard Street, Polokwane, 0700
Postnet Suite 99 Private Bag X9676, Polokwane, 0700
Tel: +27 (0) 15 291 3388 Fax: +27 (0) 15 291 2111



Milano United FC

Eezy My Kinnes

Chairman - Nasief Brenner

Founded in 1986

3 Egret Way Zeckoevlei, Western Cape, 7945
Tel: +27 (0) 21 706 8736 Fax: +27 (0) 86 696 3511
www.milanounited.co.za



F.C.A.K

Abafana Bemangaliso

Founded in 2006.

450 Ontdekkers Street, Florida, Roodepoort
P.O. Box 434, Kelvin, Sandton, 2054
Tel: +27 (0) 11 472 9233 Fax: +27 (0) 11 472 4461



Mpumalanga Black Aces FC

Amazayoni

Chairman - Mario and George Morfou

Founded in 1937

1 Parade on Kloof Offices
Unit 6, Oriel, Bedfordview, 2007
P.O. Box 3399, Kriel, 2271
Tel: +27 (0) 11 615 9318 Fax: +27 (0) 11 615 9257
www.mpblackaces.co.za

National First Division Football Clubs *(continued)*



Polokwane City FC
 Chairperson- *Julia Mogaladi*
 Founded in 2006

55 Palmfontein
 Soetdoring, Polokwane, 0700
 Tel: +27 (0) 15 289 6101 Fax: 086 6444 078



Roses United FC
 Chairman - *Max Tshabalala*
 Founded in 2009

5A Milner Road, Waverly, Bloemfontein, 9300
 Tel: +27 (0) 51 436 0571
 www.rosesunited.co.za



Santos FC
 The People's Team
 Chairman - *Goolam Allie*
 Founded in 1982

330 Lansdowne Road, Lansdowne, Cape Town, 7780
 P.O. Box 2351, Clareinch, 7740
 Tel: +27 (0) 21 696 8193 Fax: +27 (0) 21 696 2490
 www.thepeoplesteam.co.za



Sivutsa Stars FC
 Chairman - *Derick Khoza*
 Founded in 2009

26 Nel Street, Nelspruit
 P.O. Box 1876, Nelspruit, 1200 Mpumalanga
 Tel: +27 (0) 13 755 2609 Fax: +27 (0) 13 752 8358



Thanda Royal Zulu FC
 Amabhubesi
 Chairman - *Pierre Delvaux*
 Founded in 1958

Thanda Group, Waterstone Country Estate
 CNR Biyela & Mtubatuba Rd, Empangeni, 3880
 P.O. Box 10, Empangeni, 3880
 Tel: +27 (0) 35 789 5156 Fax: +27 (0) 35 789 4770
 www.thandarzfc.co.za



United FC
 The Vultures
 Chairman - *Amos Mahlaba*
 Founded in 1999

13 Hennie Joubert, Kingfisher Place,
 Sunward Park, Boksburg 1459
 Tel: +27 (0) 83 863 2559 Fax: +27 (0) 86 767 9588



Vasco Da Gama FC
 Chairman - *Mario das Neves*
 Founded in 1980

Cnr. Bertie Genade Street & Frans
 Conradie Drive, Parow, 7500
 P.O. Box 55295, Sunset Beach, 7435
 Tel: +27 (0) 21 911 3672 Fax: +27 (0) 86 628 9768



Witbank Spurs FC
 Siyavutha
 Chairman - *Lot Ndlovu*
 deceased 22 August 2013
 Founded in 1962

P.O. Box 4776, Witbank, 1035
 Office Number w3, Puma Rugby Stadium
 Lukin Street, Witbank, 1574
 Tel: +27 (0) 81 514 8187 Fax: +27 (0) 86 698 8024
 www.witbankspurs.co.za

National Soccer League
2011/2012 Executive committee members



Dr. Irvin Khoza



Mr. Kaizer Motaung



Mr. David Thidiela



Mr. Stanely Matthews



Mr. Mike Mokoena



Ms. Mato Madlala



Mr. Dan Simelane



Mr. Brand de Villiers



Mr. John Commits

PSL Staff

Image Background to be taken out in FA



Cambridge Mokanyane
Chief Operating Officer



Derek Blanckensee
General Manager: Football



Ingrid Janbroers
Head: Audit and Risk



Adv. Ntsietso Mofokeng
Head of Legal



Connie Motshumi
Head: Stakeholder Relations & Communications



Mathapelo Makofane
Accounts Assistant



Tshego Mogapi
Referees Coordinator



Dipuo Thekiso
Front Desk Administrator



Vuyisile Bhengu
IT AV Support Administrator



Phillip Masimong
General Manager: Safety & Security



Prof. Ronnie Schloss
Stadium Logistics



Zola Nkuta
General Manager: Marketing



Sharon Ditshego
Brand Marketing Manager



Koketso Gaofetoge
Communications Assistant



Phindi Dlamini
Administrator Football Dept/Registration



Brenda Kgatla
Junior Book keeper



Thami Khuzwayo
Club Licensing Officer



Nomathemba Nkosi
Administrator Football Dept



Selwyn van Wyk
NFD & Competitions Manager



Sibongile Mthimunye
Marketing Coordinator



Luxolo September
New Media Manager



Zoe Shabangu
PA to Chief Operations Office



Zanele Mthlale
Front Desk Administrator



Chris Nthodi
Photographer



Henry Nhlangothi
Security Department



Thuso Motloung
Logistics



Charmaine Maphoru
PA to Head of Legal



Johanna Mobotja
Assistant to Head of Legal



Busi Ndlovu
PA to GM: Safety & Security



Noxolisa Matandela
Accounts Assistant



Letshego Motlakwe
Assistant to Company Secretary/HR Officer



Priscilla Sithole
Hospitality



Maggie Matlala
Hospitality



Thulani Mbatha
Transport Logistics



Matthew Malesa
Transport Logistics

**STAY IN IT, STAY WITH IT,
KEEP IN THE GAME!**

OFFICIAL SPONSORS

ABSA Premiership



Nedbank Cup



MTN8



Telkom Knockout



BROADCAST PARTNER

Super Sport



Official Suppliers

Castle



Telkom mobile



@officialPSL

www.facebook.com/officialPSL

Operational
Review



Competitions review

Competition	Winner
ABSA Premiership	Kaizer Chiefs
NFD	Polokwane City
MTN8	Maroko Swallows
Telkom Knockout	Bloemfontein Celtic
Nedbank Cup	Kaizer Chiefs

ABSA PREMIERSHIP

The 2012/13 Absa Premiership season once again lived up to expectations with a suspense-filled sprint to the finish line.

Facts about the 2012/13 Absa Premiership season:

A total of 240 matches were played - with 536 goals scored at an average of over two goals per match.

- 188 of the 240 matches were broadcast on SuperSport and / or the SABC.
- The match between Orlando Pirates and Kaizer Chiefs on 09 March 2013 attracted the biggest audience.
- In South Africa alone, the phrase 'Absa Premiership' was mentioned 20 901 times in the print media between August 2012 and May 2013.

- Players under the age of 23 (U23) were fielded 185 times out of the 240 games - scoring 154 goals.
- Match officials issued 39 Red cards and 848 yellow cards.
- Champions, Kaizer Chiefs and runners-ups Platinum Stars both scored the highest number of goals - each scoring 48 goals.
- Kaizer Chiefs boasted an impressive defensive record as they conceded only 21 goals followed by Orlando Pirates (23 goals).
- Platinum Stars recorded the highest number of victories - 17 wins from 30 games followed by Kaizer Chiefs on 15.
- With only five wins, Black Leopards recorded the least number of victories during the 2012/13 Absa Premiership season.
- Black Leopards was automatically relegated to the National First Division and Chippa United was also relegated after participating in the Promotion Play Offs.

ABSA Premiership 2012/2013 Season										
		P	W	D	L	F	A	GD	Pts	
1	Kaizer Chiefs	30	15	12	3	48	21	27	57	
2	Platinum Stars	30	17	5	8	48	27	21	56	
3	Orlando Pirates	30	14	10	6	39	23	16	52	
4	Bidvest Wits	30	11	11	8	34	32	2	44	
5	Bloem Celtic	30	11	9	10	32	33	-1	42	
6	SuperSport United	30	8	17	5	30	26	4	41	
7	Free State Stars	30	10	11	9	32	32	0	41	
8	University of Pretoria	30	8	16	6	34	29	5	40	
9	Moroka Swallows	30	11	7	12	41	41	0	40	
10	Mamelodi Sundowns	30	9	12	9	31	27	4	39	
11	Maritzburg Utd	30	9	12	9	31	31	0	39	
12	AmaZulu	30	7	11	12	22	35	-13	32	
13	Golden Arrows	30	8	7	15	28	39	-11	31	
14	Ajax Cape Town	30	7	10	13	34	46	-12	31	
15	Chippa United	30	6	10	14	28	41	-13	28	
16	Black Leopards	30	5	8	17	34	63	-29	23	

Football statistics

2012-2013 Season	
Total matches played	240
Total goals scored	546
Goals scored per match	2.275

Season	Average goals per match	Season	Average goals per match
1996/1997	2.26	2005/2006	2.29
1997/1998	2.41	2006/2007	2.18
1998/1999	2.56	2007/2008	2.22
1999/2000	2.69	2008/2009	2.37
2000/2001	2.37	2009/2010	2.08
2001/2002	2.46	2010/2011	2.51
2002/2003	2.42	2011/2012	2.43
2003/2004	2.36	2012/2013	2.28
2004/2005	2.39		

Competitions review (continued)
17 Years of the Premier Soccer League perpetual table

Team	P	W	D	L	GF	GA	GD	PTS
Kaizer Chiefs	538	262	174	102	763	439	324	960
Orlando Pirates	538	260	172	106	762	462	300	952
Mamelodi Sundowns	538	261	144	133	773	475	298	927
SuperSport United	538	217	176	145	726	547	179	829
Ajax Cape Town (Seven Stars)	538	207	145	186	680	660	20	766
Moroka Swallows	538	201	152	185	642	645	-3	755
Bidvest Wits	508	167	176	165	557	541	16	677
Santos	470	157	153	160	545	567	-22	624
Bloemfontein Celtic	444	153	122	169	502	534	-32	581
Free State Stars	418	136	149	133	467	454	13	557
Jomo Cosmos	444	131	159	154	443	466	-23	552
Manning Rangers	412	141	113	158	468	498	-30	536
Lamontville Golden Arrows	402	128	119	155	438	477	-39	501
AmaZulu	414	108	120	186	414	561	-147	444
Platinum Stars (Silver Stars)	304	103	92	109	347	342	5	401
Thanda Royal (Benoni Premier United, Hellenic)	342	99	93	150	386	462	-75	390
Thanda Royal Zulu	342	99	93	150	386	462	-75	390
Bush Bucks	294	97	78	119	361	430	-75	369
Maritzburg United (Tembisa Classic)	316	79	101	136	303	460	-157	338
Black Leopards	274	74	63	114	294	374	-80	285
Dynamos	154	36	49	69	147	219	-72	157
Vaal Professionals	102	23	26	53	112	167	-55	95
Ria Stars	68	24	22	22	85	87	-2	94
African Wanderers	102	24	24	54	112	172	-60	94
Real Rovers	68	16	19	33	69	96	-27	67
Mother City (Cape Town Spurs)	68	17	11	30	62	126	-64	62
Mpumalanga Black Aces (Witbank Aces)	94	13	21	60	65	163	-98	60
Michau Warriors	34	10	5	19	32	50	-18	35
Vasco Da Gama	30	7	9	14	35	47	-12	30
Polokwane City (Bay United)	30	5	6	19	26	56	-30	21

Q-Innovation 2012/13

The PSL Executive Committee launched Q-Innovation during the 2012/13 season. This was aimed at creating and sustaining the excitement and conversation – normally experienced during the final stages of the Absa Premiership – and extend that to the full duration of the season of 30 matches played by each team.

The Q-Innovation saw the 2012/13 Absa Premiership season being divided into four quarters: Quarter One with eight fixtures (Q1), Quarter Two with seven fixtures (Q2), Quarter Three with eight fixtures (Q3) and Quarter Four with seven fixtures (Q4).

Each Quarter carried a prize money of R1.5 million to be awarded to the team that finished at the top of the log of each Quarter. This was over and above the R10 million prize for the overall ABSA Premiership League winner.

Quarter Winners:

Q1:

Kaizer Chiefs were the early-pace setters in the 2012/13 season leading the Absa Premiership table from week one to the eighth week. They won Q1 and were rewarded with the R1.5 million prize.

Q2:

If Quarter One had been dominated by Kaizer Chiefs, Platinum Stars won hearts and admiration with some inspired performances to finish at the top of Quarter Two and claim the R1.5 million.

Quarter Winners:

Q3:

Having shrugged off the disappointment of losing Q3 to Platinum Stars, Kaizer Chiefs mounted a strong comeback to claim the top honours in Q3. They pocketed R1.5 million – the second one of the season.

Q4:

Both Kaizer Chiefs and Platinum Stars started Q4 showing good form but it was Platinum Stars who finished stronger and claimed the R1.5 million – also for the second time during the 2012/13 season.

Journalist Competition:

During Quarter One (Q1), the competition was extended to members of the media to participate. This phase ran from 10 August 2013 to 28 October 2013.

Journalists from Print, Television, and radio were asked to make predictions before each block fixture. The competition was open to journalists who were registered on the PSL CRM system on 10 August 2012 at 17h00.

The winning member of the media needed to have submitted all the prediction forms from Block 1 fixture to Block 8.

They needed to predict the team that was to finish top of the log (Q1) and the points that the team would have accumulated. Terms and conditions were communicated to the media.

The process was audited by Auditing firm, Deloitte to validate it's and impartiality.

Finalist from the Print Category

1. Tshepi Nthiya: Weekly South Africa, predicted 20 points
2. Tiyani Mabasa: Kick Off, predicted 17, points

WINNER

Tshepi Nthiya: Weekly South Africa, predicted 20 points

National First Division

National First Division 2012/2013 Season									
		Played	Won	Drawn	Lost	For	Against	Diff	Points
1	Polokwane City	30	14	7	9	45	33	12	49
2	Santos FC	30	13	10	5	38	28	10	49
3	MP Black Aces	30	13	9	5	32	22	10	48
4	Thanda Royal Zulu	30	13	8	6	40	28	12	47
5	Witbank Spurs	30	12	9	8	48	40	8	45
6	African Warriors	30	11	9	8	38	34	4	42
7	Milano United	30	11	9	9	35	31	4	42
8	United F.C.	30	10	11	7	34	28	6	41
9	Vasco Da Gama	30	11	7	9	35	34	1	40
10	Roses United	30	10	6	14	38	37	1	36
11	Blackburn Rovers	30	8	11	8	34	35	-1	35
12	F.C. Cape Town	30	9	8	10	31	32	-1	35
13	Sivutsa Stars	30	7	8	12	37	42	-5	29
14	Jomo Cosmos	30	6	10	12	29	37	-8	28
15	F.C.A.K.	30	4	9	15	24	50	-26	18
16	Dynamos	30	2	11	17	17	44	-27	17

* Notes

- 1 - Where the Disciplinary Committee made an order as to the outcome of a fixture, it is shown in the log as having been played despite the fact that no match may have actually taken place.
- 2 - 3 points were deducted from F.C.A.K due to disciplinary action taken by FIFA
- 3 - The PSL Disciplinary Committee ruled that no points or goals would be accrued by the following clubs arising out of un-played fixtures.
 - Mpumalanga Black Aces x 3 matches
 - Sivutsa Stars x 3 matches
 - FC Cape Town x 3 matches
 - United FC x 2 matches
 - Thanda Royal Zulu x 3 matches
 - Vasco Da Gama x 3 matches
 - Santos x 2 matches
 - Milano United x 1 match
 - Witbank Spurs x 1 match
 - Blackburn Rovers x 3 matches
 - F.C.A.K x 2 matches
 - Jomo Cosmos x 2 matches
 - African Warriors x 2 matches
- 4 - The PSL Disciplinary Committee awarded a walk-over (3-0) to Roses United in terms of Rule 10.2 of the Rules of the NSL against the following teams:
 - Witbank Spurs (Match 007)
 - Milano United (Match 011)
 - Jomo Cosmos (Match 022)
- 5 - The sentence that the PSL DC handed to Dynamos for the abandoned match against Polokwane City: Dynamos forfeited the match and the match was awarded to Polokwane City (3-0)
- 6 - The Blackburn Rovers vs F.C.A.K match was declared forfeited and awarded to Blackburn Rovers (3-0)
- 7 - The F.C.A.K vs Witbank Spurs match was declared forfeited and awarded to Witbank Spurs (3-0)

MTN8

The MTN8 Wafa Wafa final was played between Moroka Swallows and SuperSport United at the Orlando Stadium on 22 September 2012. Moroka Swallows won the match 2-1.

Nedbank Cup

The Nedbank Cup is unique in that it features teams from the Premier Division (16), the National First Division (8) and the amateur ranks of SAFA (8). SuperSport United and Kaizer Chiefs contested the final in front of a capacity crowd at the Moses Mabhida Stadium, with Kaizer Chiefs lifting the trophy through a 1-0 victory.

Telkom Knockout

The Telkom Knockout Final was played between Mamelodi Sundowns and Bloemfontein Celtic at the Moses Mabhida Stadium on 1 December 2012. Bloemfontein Celtic emerged victorious by 1-0.

Premier Soccer League Awards

The nominees in each category are listed with the winner indicated as such

CATEGORIES AND WINNERS

Footballer of the Season: R250 000

- Thuso Phala (Platinum Stars)
- **Itumeleng Khune (Kaizer Chiefs) - WINNER**
- Robert Ng'ambi (Platinum Stars)

ABSA PREMIERSHIP

Absa Premiership Players' Player of the Season - R150 000

- Thuso Phala (Platinum Stars)
- **Itumeleng Khune (Kaizer Chiefs) - WINNER**
- Bernard Parker (Kaizer Chiefs)

Absa Premiership Goalkeeper of the Season - R50 000

- Senzo Meyiwa (Orlando Pirates)
- **Itumeleng Khune (Kaizer Chiefs) - WINNER**
- Ronwen Williams (SuperSport United)

Absa Premiership Young Player of the Season - R50 000

- Tshepo Gumedede (Platinum Stars)
- **Ronwen Williams (SuperSport United) - WINNER**
- Bongani Zungu (University of Pretoria)

Absa Premiership Coach of the Season - R75 000

- Cavin Johnson (Platinum Stars)
- Clinton Larsen (Bloemfontein Celtic)
- **Stuart Baxter (Kaizer Chiefs) - WINNER**

Absa Premiership Absa-lutely Awesome Goal of the Season - R50 000

- **Mor Diouf (SuperSport United) - WINNER**
- Fikru Lemessa (Free State Stars)
- Sifiso Myeni (Orlando Pirates)

Absa Premiership Top Goalscorer - R25 000

- Katlego Mashego (Moroka Swallows)

NEDBANK CUP

Nedbank Cup Player of the Tournament: R125 000

- **Itumeleng Khune (Kaizer Chiefs) - WINNER**
- Edwin Gyimah (SuperSport United)
- Walter Maponyane (United FC)

Nedbank Cup Most Promising Player of the Tournament: R40 000

- Edwin Gyimah (SuperSport United)
- **Tshepo Gumedede (Platinum Stars) - WINNER**
- Siyabulela Shai (United FC)

TELKOM KNOCKOUT

Telkom Knockout Player of the Tournament: R200 000

- **Joel Mogorosi (Bloemfontein Celtic) - WINNER**
- Ruzigh Gamaldien (Bloemfontein Celtic)
- Thabo Ntethe (Bloemfontein Celtic)

Premier Soccer League Awards (continued)

MTN8

MTN8 Last Man Standing: R80 000

- Bennett Chenene (Moroka Swallows)
- **Lerato Chabangu (Moroka Swallows) - WINNER**
- George Nergadzi (Moroka Swallows)

MATCH OFFICIALS

Referee of the Season: R50 000

- Lwandile Mfiki
- **Victor Gomes - WINNER**
- Robert Smith

Assistant Referee of the Season: R40 000

- Lindikhaya Bolo
- Zakhele Siwela
- **Enoch Molefe - WINNER**

AWARDS AND ACHIEVEMENTS

Mr Kaizer Motaung received the following awards:

- The Order of Ikhamanga Silver from the Republic of South Africa
- The Chairman's Awards from the BBEC

Dr Patrick Sokhela received the Living Legends award

This award is given to individuals, bodies and organizations that have contributed greatly to the success of Ethekeini. With Amazulu having played such a great part in the City, Dr Sokhela was given the living legend award for his contribution.

Television audiences

PSL AUDIENCE ANALYSIS

PSL football continues to remain relevant in South Africa as the number one most watched sport on television. The continuous improvement and innovation together with our broadcast partner SuperSport ensures that the product is accessible to the millions of fans who watch on television and follow the action via all digital channels.

Television audiences on pay television continued to grow.

Live PSL football coverage on SuperSport delivered 245 hours of coverage whilst their 952 repeat broadcasts

delivered an extra 1565 hours of football to viewers. SABC generated 102 hours of live football coverage.

Total combined audience full season	
Absa Premiership	147,273,110
Nedbank Cup	24,344,152
Telkom Knockout	21,206,920
MTN 8	20,642,801

*Sourced from BMI



Corporate Governance

The National Soccer League (NSL) is a private association, a universitas, and as such, it has a legal personality distinct from its members. It carries on its business as the Premier Soccer League (PSL). The NSL is a special member of the South African Football Association (SAFA). It is governed by its Constitution and observes applicable provisions of the SAFA, CAF and FIFA statutes.

The Executive Committee recognises that the NSL should carry out its business as a responsible corporate citizen that conducts itself with integrity and in accordance with generally accepted corporate practices. In this regard, the NSL must comply with all applicable legislation and regulations. The NSL reviews its policies regularly to ensure that its policies reflect any changes in its legislative environment. During the reporting period the League appointed an Internal Audit and Risk Manager who will report on compliance within the League.

The Executive Committee supports and endorses the guiding principles of the Code of Corporate Practices and Conduct as articulated in King III and the principles espoused in the Companies Act, 71 of 2008 (as amended).

STRUCTURE OF THE NSL

The structure of the NSL is defined in its Constitution. The Board of Governors is the supreme body and its powers and functions are determined in Article 13 of the Constitution.

The Executive Committee, which consists of eight elected members and the Chief Executive Officer, is vested with the management and control of the League. The Executive Committee members are elected every four years at the Quadrennial General Meeting of the members, which was held on the 15th November 2012.

The NSL has 32 members: 16 clubs that make up the Premier Division and 16 clubs that make up the National First Division.

Role of the Executive Committee

The Constitution of the League empowers the Board of Governors to delegate management and operational functions of the League to the Executive Committee. The Executive Committee in turn delegates some of its operational functions to the Chief Executive Officer.

During the reporting period, a new Executive Committee was elected into office at the Quadrennial General Meeting that took place in November 2012. For the period of 1 August 2012 to 15 November 2012, the Executive members were:

- Dr Irvin Khoza (Chairman)
- Mr Goolam Allie
- Mr John Comitis
- Ms Mato Madlala
- Mr Michael Mokoena
- Mr Kaizer Motaung
- Dr Patrick Sokhela
- Mr Jomo Sono

From 15 November 2012, the following members were appointed to the Executive Committee:

- Dr Irvin Khoza (Chairman)
- Mr John Comitis
- Ms Mato Madlala
- Mr Stanley Matthews
- Mr Michael Mokoena
- Mr Kaizer Motaung
- Mr Dan Simelane
- Mr David Thidiela

The Committee meets at least once a month and in the year under review, it had a total of 13 meetings; 10 ordinary meetings and 3 special meetings.

Executive committee

Member*	10 Aug 2012	21 Aug 2012	27 Sept 2012	11 Oct 2012	01 Nov 2012
Dr I Khoza	✓	✓	✓	✓	✓
Mr K Motaung	✓	✓	✓	✓	✓
Mr E Sono	✓	✓	✓	✓	✓
Ms M Madlala	✓	✓	✓	✓	✓
Dr P Sokhela	✓	✓	✓	✓	✓
Mr J Comitis	AP	VC	✓	VC	VC
Mr G Allie	✓	✓	✓	✓	✓
Mr M Mokoena	AP	✓	✓	✓	✓

* Membership terminated on 15 November 2012

Member*	29 Nov 2012	10 Jan 2013	28 Feb 2013	11 April 2013*	23 May 2013	30 May 2013**	20 June 2013	25 July 2013
Dr I Khoza	✓	✓	✓	✓	✓	✓	✓	✓
Mr K Motaung	VC	✓	✓	✓	✓	✓	✓	✓
Ms M Madlala	✓	✓	✓	✓	✓	✓	✓	✓
Mr J Comitis	VC	✓	VC	✓	VC	VC	VC	✓
Mr M Mokoena	✓	✓	✓	AP	✓	AP	✓	AP
Mr D Simelane	✓	✓	✓	AP	✓	✓	✓	✓
Mr S Matthews	✓	✓	✓	✓	✓	✓	✓	✓
Mr D Thidiela	✓	✓	✓	AP	✓	✓	✓	✓
Mr G Allie by invite			✓					

* Postponed meeting of the 26th March 2013

** Adjourned meeting of the 23rd May 2013

AP = Apology

VC = Video Conference

Sub-committees

Mandate and membership of sub-committees

Article 19 of the Constitution empowers the Executive Committee to appoint Sub-committees. The Subcommittees report to and make recommendations on matters within their mandate to the Executive Committee.

During the reporting period, the members of Sub-committees and mandates of some of the Sub-committees were reviewed.

All sub-committees were re-constituted after the election of the new Executive Committee

Meetings that took place before the 15 November 2012 QGM were constituted by members of the previous Sub-committees.

1. Finance

The Sub-committee oversees the financial affairs, internal controls and risk management of the League.

MEMBERSHIP

- Mr Kaizer Motaung (Convenor)
- Mr Farook Kadodia
- Ms Mato Madlala
- Mr Michael Mokoena
- Mr Dan Simelane
- Mr Jason Raine*
- Chief Executive Officer

Members	16 Aug 2012	10 Oct 2012	14 Feb 2013****	14 Mar 2013	28 May 2013	22 July 2013
Mr K Motaung	✓	✓	✓	✓	✓	✓
Mr G Allie*	✓	✓				
Ms M Madlala	✓	✓	✓	✓	✓	✓
Mr P Delvaux*	✓	✓				
Mr F Kadodia***	✓	✓				✓
Mr J Raine**			✓	AP		
Mr D Simelane			✓	AP	AP	✓
Mr M Mokoena			✓	✓	✓	✓

* Resigned 15 November 2012

** Membership terminated 25 March 2013

*** Resigned 15 November 2012. Reappointed 22 July 2012

**** Postponed meeting of 23 January 2013

2. National First Division / NFD ad hoc committee

NATIONAL FIRST DIVISION

MEMBERSHIP

- Ms Mato Madlala (Convenor)
- Mr Pierre Delvaux
- Mr Errol Dicks
- Mr Jabu Khumalo*
- Mr Pat Malabela**

2013	
Members	23 April 2013
Ms M Madlala	AP
Mr J Khumalo*	AP
Mr P Malabela**	✓
Mr P Delvaux	✓
Mr E Dicks	✓

* Deceased, member until 15 May 2013

** Resigned 31 July 2013

The NFD Subcommittee makes recommendations to the Executive Committee on matters relating to and affecting the First Division

NFD AD HOC COMMITTEE

MEMBERSHIP

- Mr Kaizer Motaung (Convenor)
- Mr John Comitis
- Mr Pierre Delvaux
- Mr Jabu Khumalo*
- Ms Mato Madlala
- Mr Pat Malabela**

Members	30 Oct 2012	06 Dec 2012	07 Feb 2013	14 May 2013
Mr K Motaung	✓	✓	✓	✓
Mr J Comitis	✓	AP	✓	AP
Ms M Madlala	✓	✓	✓	✓
Mr J Khumalo*	✓	✓	✓	✓
Mr P Delvaux	AP	✓	✓	✓
Mr P Malabela**	✓	✓	✓	AP

* Deceased, member until 15 May 2013

** Resigned 31 July 2013

3. Competitions committee

MANDATE

The Competitions Subcommittee makes recommendations to the Executive Committee on issues pertaining to the management of the various League competitions.

MEMBERSHIP

- Mr Stanley Matthews (Convenor)
- Mr Farook Kadodia
- Mr Khumbulani Konco
- Mr Jabu khumalo*
- Mr Floyd Mbele
- Ms Jessica Motaung
- Mr Jomo Sono

Members	7 March 2013	23 April 2013
Mr S Matthews	✓	✓
Mr F Mbele	✓	✓
Mr J Sono	✓	X
Mr K Konco	✓	✓
Mr J Khumalo*	AP	AP
Ms J Motaung	✓	✓
Mr F Kadodia	✓	✓

* Deceased, member until 15 May 2013

4. Medical committee

MANDATE

The Medical committee advises the Executive Committee and make recommendations on appropriate medical protocol, systems and procedures.

MEMBERSHIP

- Dr Ntlopi Mogoru (Convenor)
- Dr Ezekiel Matebula
- Dr Lervasen Pillay
- Mr David Milner

Members	30 Apr 13
Dr N Mogoru	✓
Dr Matebula	✓
Dr L Pillay	✓
Mr D Milner	✓

5. Security and ticketing

MANDATE

The Security and Ticketing committee advises the Executive Committee on matters relating to security and ticketing for all the League competitions.

The committee oversees the implementation and management of the league policies pertaining to security and ticketing.

MEMBERSHIP

- Mr David Thidiela (Convenor)
- Mr Senzo Mazingiza
- Mr George Mogotsi
- Professor Ronnie Schloss
- Mr Lunga Sokhela
- Mr Siphon Xulu

Members	4 April 2013
Mr D Thidiela	✓
Mr L Sokhela	✓
Mr S Xulu	✓
Mr S Mazingiza	✓
Mr G Mogotsi	✓
Prof R Schloss	✓

6. Remunerations committee

MANDATE

The Remunerations committee recommends to the Board of Governor's policies and procedures relating to remuneration of the Executive Committee and its subcommittees, and of executive management, and staff.

Members	31 October 2012
Mr L Ndlovu	✓
Mr T Seleke	✓
Prof L Gadinabokao	✓
Members	19 June 2013
Ms A Ceba	✓
Ms S Dube	✓

MEMBERSHIP

- Ms Ayanda Ceba (Convenor)
- Ms Sibusisiwe Dube
- * The remuneration committee is comprised wholly of independent non-executive members.

7. Broadcasting and media committee

MANDATE

The committee oversee;

- The management and optimization of the leagues presence in traditional and digital channels for the dissemination of the league's content and information.
- The implementation of the League's media strategy
- Regulatory framework and matters

MEMBERSHIP

- Dr Irvin Khoza (Convenor)
- Mr Kaizer Motaung
- Mr Robert Nkuna
- Mr Dominic Ntsele
- Mr Greg Upton

9. Legal and club licensing committee

MANDATE

The Legal and Club Licensing committee is tasked with monitoring legal issues affecting the League, it makes recommendations to the Executive Committee on changes to the League's legal framework documents and oversees the implementation of club licensing.

MEMBERSHIP

- Ms Mato Madlala (Convenor)
- Mr Goolam Allie
- Mr Jose Ferreira
- Mr Nkosana Khoza
- Mr Rantsi Mokoena
- Mr Khulu Sibiyi
- Mr Derek Blanckensee

8. Legacy committee

MANDATE

Committee recommends to the Executive Committee processes and procedures for the League's policies on corporate social investment (CSI) programmes and acts as an oversight body on such programmes.

MEMBERSHIP

- Dr Irvin Khoza (Convenor)
- Mr George Comitis**
- Ms Mato Madlala
- Mr Pat Malabela*
- Mr Kaizer Motaung
- Dr Leepile Taunyane

* Membership terminated on 31 July 2013

** Membership terminated on 19 August 2013

10. Marketing and sponsorship committee

MANDATE

The committee;

- Manages the procurement of sponsors for the League;
- Oversees the management of the Leagues sponsorships;
- Oversees the development and implementation of the Leagues marketing and communications strategies and implementation plans.

MEMBERSHIP

- Dr Irvin Khoza (Convenor)
- Mr John Comitis
- Ms Mato Madlala
- Mr Kaizer Motaung
- Chief Executive Officer

11. Joint liaison committee

MANDATE

The NSL participates in the Joint Liaison Committee, which is a standing committee of SAFA that consists of SAFA and NSL representative. The Joint Liaison Committee operates as a link between SAFA and the NSL and is responsible for;

- Addressing professional and amateur football issues in order to give effect to the aims and objectives of SAFA
- Promoting an integrated approach to football development within South Africa
- Dealing with disputes between SAFA and the League

During the reporting period, the representatives of the League on the joint liaison committee were:

- Dr Irvin Khoza
- Mr John Comitis
- Ms Mato Madlala
- Mr Stanley Matthews
- Mr Kaizer Motaung

Standing committees

The Disciplinary Committee and the Dispute Resolution Chambers are standing committees of NSL

DISCIPLINARY COMMITTEE

The Disciplinary Committee consists of panel members that are appointed on a 4 year term.

During the reporting period, the term of the members that had been appointed in November 2008 expired and new members were appointed. The current membership of the committee is:

- Mr. Z Majavu (Chairperson)
- Mr. R Hack (Deputy chairperson)
- Adv. S Tshivhase (Deputy Chairperson)
- Adv. SM Baloyi
- Mr S. Magagula
- Mr. M Matloane
- Ms. B Molebatsi
- Mr. G Montshioagae
- Adv. FJ Nalane

The Disciplinary Committee deals with all cases of alleged misconduct against a club, player, official or any other person or body under the jurisdiction of the League

During the season, 125 cases of misconduct were referred to the Pro-forma Prosecutor.

	2013	2012
Type of misconduct	Charges prosecuted	
Failure to fulfil fixtures	35*	0
Spectator misbehaviour	5**	13
Failure to provide team doctor	12	0
Failure to provide spectator doctor	14	0
Contravention of kit manual	4	2
Substitution Boards inoperative	2	0

	2013	2012
Type of misconduct	Charges prosecuted	
Failure to timeously attend pre-match meeting	3	0
Late arrival in change room	2	0
Failure to attend press conference	1	0
Failure to have alternative kit available	1	0
Failure to give visiting team timeous access to change room	3	0
Insulting match official	3	0
Assaulting and spitting at match official	2	0
Fielding improperly registered player	1	0
Failure to have prescribed medical staff and equipment available	3	0
Causing abandonment of match	1	0
Making improper statements to press	1	0
Displaying slogan under kit	1	0
Failure to take to the pitch on time	1	0
Failure to timeously submit team list before kick off	2	6
Protests	2	2
Complaints	3	3
Declined to prosecute	19	3
Charges withdrawn	3	2

* The charges relate to the fixture boycott by the First Division clubs at the beginning of the season.

** Matters pending. Awaiting arbitration on issues of various liability with regard to spectators.

Standing committees (continued)

DISPUTE RESOLUTION CHAMBER

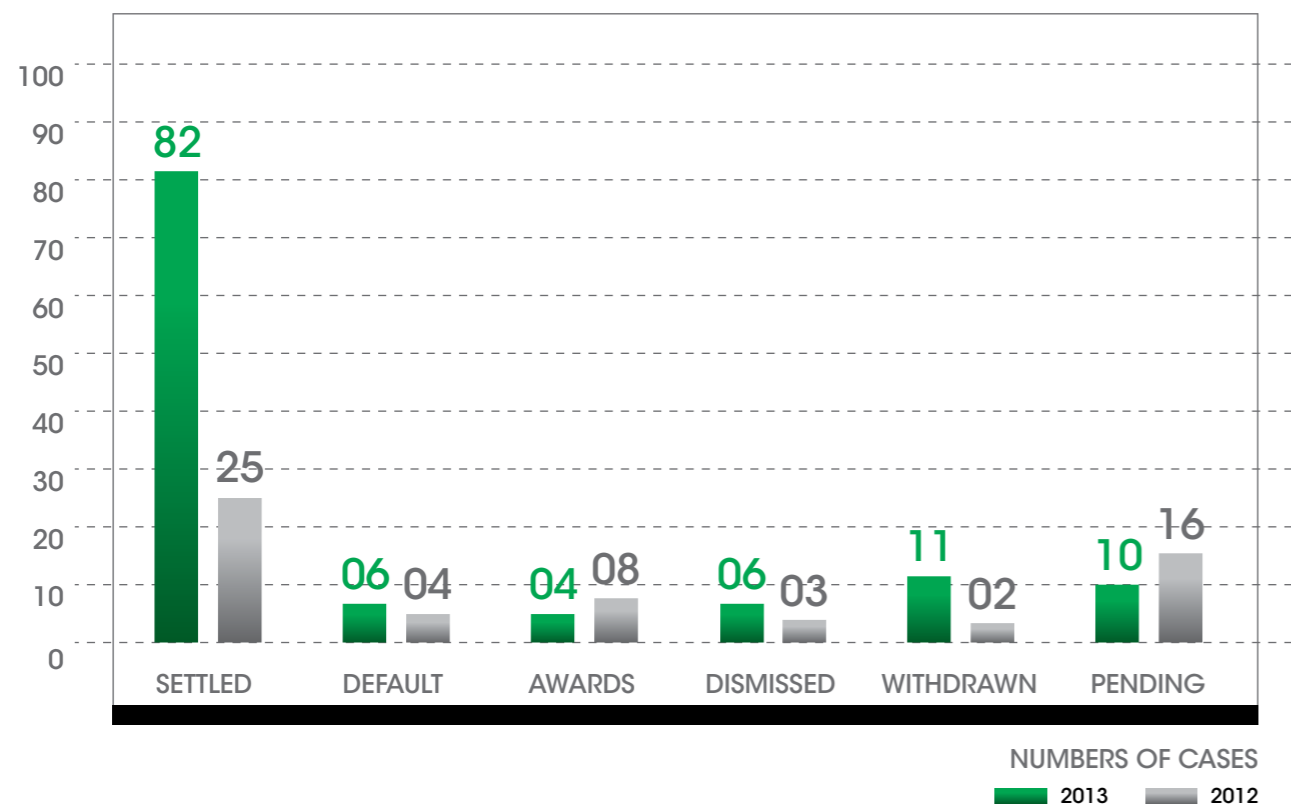
The Dispute Resolution Chamber is a standing committee of the League and tribunal that deals with disputes and differences of persons and bodies under jurisdiction of the NSL as well as with the League. The tribunal comprises of members elected by the player's union and those appointed by the Executive Committee.

For the 2012-2013 season, 110 disputes were referred to the DRC. Of these, 82 complaints were settled, 11 claims were withdrawn by the referring party and 6 were dismissed. In 4 matters an award was issued by the DRC and 6 awards were handed down by default. One dispute remains to be finalised. There are also 10 referrals from previous seasons that remain outstanding pending a decision by SAFFPU.

	2013	2012
Settled	82	25
Default	6	4
Awards	4	8
Dismissed	6	3
Withdrawn	11	2
Pending	10	16

Table of disputes by status

DISPUTES: 01 AUGUST 2012 - 31 JULY 2013



Disciplinary matters

Number of yellow and red cards during the 2012/13 season

ABSA Premiership - 2012/2013

	Yellow cards	Red cards
Ajax Cape Town	52	3
AmaZulu	43	1
Bidvest Wits	45	5
Black Leopards	45	2
Bloemfontein Celtic	44	2
Chippa United	61	3
Free State Stars	64	1
Golden Arrows	53	1
Kaizer Chiefs	56	2
Mamelodi Sundowns	42	2
Maritzburg United	54	6
Moroka Swallows	59	2
Orlando Pirates	50	1
Platinum Stars	65	3
Supersport United	58	3
Univer. of Pretoria	57	2
Totals	848	39

MTN 8 - 2012/2013

	Yellow cards	Red cards
AmaZulu	1	0
Bloemfontein Celtic	2	0
Free State Stars	2	1
Kaizer Chiefs	1	0
Mamelodi Sundowns	8	0
Moroka Swallows	5	0
Orlando Pirates	7	2
Supersport United	8	1
Totals	34	4

Nedbank Cup - 2012/2013		
	Yellow cards	Red cards
African Warriors	9	0
Ajax Cape Town	2	0
AmaZulu	2	0
Bidvest Wits	1	0
Black Leopards	4	0
Blackburn Rovers	0	0
Bloemfontein Celtic	5	0
Chippa United	4	0
Dynamos	5	0
F.C. Cape Town	1	0
F.C.A.K.	2	1
Free State Stars	3	0
Golden Arrows	1	2
Island F.C	2	0
Jacksa Spears	0	0
Jomo Cosmos	9	1
Kaizer Chiefs	12	1
Magesi FC	2	0
Maluti Fet College	3	0
Mamelodi Sundowns	3	0
Maritzburg United	5	1
Mbombela United	1	0
Milano United	5	0
Moroka Swallows	1	0
MP Black Aces	4	0
Orlando Pirates	1	0
Platinum Stars	8	0
Polokwane City FC	6	0
Roses United	4	0
Santos	2	1
Sivutsa Stars	3	0
Supersport United	12	0
Tembu Royals FC	6	0
Thanda Royal Zulu	2	0
United FC	7	0
Univer. of Pretoria	3	0
Vardos FC	1	0
Vasco Da Gama	6	1
Witbank Spurs	2	0
Totals	150	8

Disciplinary matters

Number of yellow and red cards during the 2012/13 season (continued)

National First Division - 2012/2013		
	Yellow cards	Red cards
African Warriors	55	2
Blackburn Rovers	66	2
Dynamos	63	5
F.C. Cape Town	63	4
F.C.A.K.	44	3
Jomo Cosmos	55	6
Milano United	70	4
MP Black Aces	48	2
Polokwane City FC	43	4
Roses United	44	6
Santos	60	3
Sivutsa Stars	52	0
Thanda Royal Zulu	50	2
United FC	38	3
Vasco Da Gama	54	3
Witbank Spurs	42	4
Totals	847	53

Disciplinary matters*Number of yellow and red cards during the 2012/13 season (continued)*

Promotion Play Offs - 2012/2013		
	Yellow cards	Red cards
Chippa United	8	1
MP Black Aces	8	0
Santos	4	0
Totals	20	1

Telkom Knockout -2012/2013		
	Yellow cards	Red cards
Ajax Cape Town	2	0
AmaZulu	3	1
Bidvest Wits	6	1
Black Leopards	1	1
Bloemfontein Celtic	16	0
Chippa United	1	0
Free State Stars	5	0
Golden Arrows	3	0
Kaizer Chiefs	2	0
Mamelodi Sundowns	7	0
Maritzburg United	3	0
Moroka Swallows	2	0
Orlando Pirates	4	0
Platinum Stars	2	0
Supersport United	5	0
Univer. of Pretoria	2	0
Totals	64	3

Totals per Club across all competitions		
	Yellow cards	Red cards
African Warriors	64	2
Ajax Cape Town	56	3
AmaZulu	49	2
Bidvest Wits	52	6
Black Leopards	50	3
Blackburn Rovers	66	2
Bloemfontein Celtic	67	2
Chippa United	74	4
Dynamos	68	5
F.C. Cape Town	64	4
F.C.A.K.	46	4
Free State Stars	74	2
Golden Arrows	57	3
Jomo Cosmos	64	7
Kaizer Chiefs	71	3
Mamelodi Sundowns	60	2
Maritzburg United	62	7
Milano United	75	4
Moroka Swallows	67	2
MP Black Aces	60	2
Orlando Pirates	62	3
Platinum Stars	75	3
Polokwane City FC	49	4
Roses United	48	6
Santos	66	4
Sivutsa Stars	55	0
Supersport United	83	4
Thanda Royal Zulu	52	2
United FC	45	3
Univer. of Pretoria	62	2
Vasco Da Gama	60	4
Witbank Spurs	44	4

Corporate Social Investment

1. Scholarship

The value of the PSL scholarship for Sports Marketing and / or Management has remained R30 000.00 per year per student to meet their school and book fees at the various Colleges/ Universities. To date, the below mentioned students have received scholarships and have graduated. The PSL received 31 applications and the announcements were made on the 09th of January 2013.

Below are the students who received the scholarship:

Student	Gender	Year	Institution	Qualification	Current organisation
Z. Mncwango	Female	2005 – 2007	Durban University of Technology	Completed Diploma (Journalism)	PORTNET
G. Mhlungu	Female	2006 – 2008	Rhodes University	Completed BA Honors (Journalism)	Bafokeng Sports: High Performance Centre
G.V. Khoa	Male	2007 – 2009	North West University	Completed BA Journalism	-
N. Nkosi	Female	2008 – 2010	Tshwane University of Technology	Completed National Diploma in Sports Marketing	PSL Internee
S. Mbatha	Male	2009 – 2012	University of Johannesburg	Completed Diploma in Sports Management	Sportsmans Warehouse
K.L. Malele	Male	2010 to date	Tshwane University of Technology	Completed Diploma in Sports Management	Tshwane University of Technology
T. Sefatsa	Male	2013	Boston College	One Year Sports Management	Boston College

MEN IN THE MAKING: In conjunction with Metro FM and Tracker, the PSL participated in Men in the Making Project whereby the objective was to draw society's attention to the plight of developing boys and young men at high school and beyond. Some PSL Clubs assisted in providing their playing kit to the 6 boys who were allocated to the PSL.

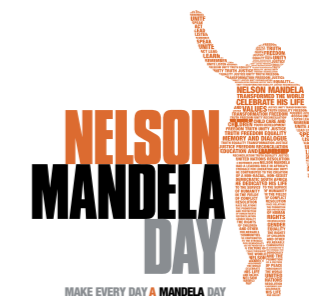
2. Internship programme

To meet the increased demand by commerce and industry for practical experience for those students who have completed or are about to complete their degrees/ diplomas, the PSL has invitations to its Premier League members to offer Internship to prospective graduandi. Their support has been encouraging.

The following students have completed their internship with the PSL or Premier League clubs and some of them are now employed with PSL.

Name	Organisation	Duration	Institution	Current organisation
Sibongile Mthimunye	PSL	6 Months	Wits University & University of Johannesburg	PSL: Marketing Department
Resegofetse Moje	Platinum Stars	6 Months	Wits University & University of Pretoria	Bafokeng Sports: High Performance Centre
Lumkile Stevens	PSL	6 Months	University of Johannesburg	Sports Company
Thami Khuzwayo	PSL	6Months	University of Johannesburg	PSL: Football Department, Club Licensing
Lebogang Masha	Moroka Swallows	6 Months	Tshwane University of Technology	Tshwane University of Technology
Vuyisile Bhengu	PSL	6 Months	PC Training	PSL: IT Department
Charmaine Maphoru	PSL	1 Year	University of Johannesburg	PSL: Legal Department
Tshegofatso Nthite	PSL	1 Year	Tshwane University of Technology	MSports Marketing
Nomathemba Nkosi	PSL	1 Year	Tshwane University of Technology	PSL Football Department
Brian Moshoeshoe	PSL	6 Months	Varsity College	SuperSport United
Godfrey Mpfuni	PSL	6 Months	Vaal University of Technology	PSL Freelancer
Zoleka Dada	PSL	6 Months	Boston College	-
Waratwa Moiloa	PSL	8 Months	ETA	PSL
Bonginkosi Zwane	PSL	8 Months	Walter Sisulu University	PSL
Xoliswa Magwaza	PSL	8 Months	Boston College	PSL

PSL honours 67 Minutes Mandela Day



The Premier Soccer League staff, together with **"friends of the PSL"** (Individuals who are also colleagues within the SA sports and entertainment industry), spent their 67 minutes for Mandela Day at the Lotsha Support Organization in Kettlehong.

Lotsha Support Organization is a non-profit organization that relies solely on donations for all their activities. It was founded in 2005 by a Community Health Worker, Agnes Magodzho, who together with other mothers in the community saw the need to come together in caring and giving support to people living with and those affected by HIV/Aids, Orphans and vulnerable children and the importance of Sports, Arts & Culture in the Kettlehong Community.

PSL honours 67 Minutes Mandela Day *(continued)*

Lotsha had earlier in the year approached the PSL for a donation, through the office of Dr Taunyane. Lotsha was then selected through a process which includes verification of the non-profit organisation, the legitimacy and standing within the community as well as their use of sports (particularly football) as an enabler to keep the youth off the streets. Lotsha football team won first prize last year in the Kotlehong community league.

"We went out of the office on this world celebrated day to play our part in an attempt to touch, put a smile, or a bit of hope on the less privileged children in our community. This was done in the spirit of giving back and wanting to spend time spreading the love of the game to people who contribute in making the PSL what it is" said Dr Taunyane.

The PSL donated a new kit according to the organisations' sport's needs which included a full jersey and soccer balls. We took the game to them by playing a 30 minute soccer match where the PSL lost to the Lotsha team. PSL cheerleaders hyped the game while the commentator brought it to life. We had a VIP tent, PSL flags and perimeter boards around the ground pitch which made the look and feel of the game very exciting and enjoyable.

Staff volunteered into different roles. There were waiters and waitresses, cheerleaders, a coach, referee, photographer and ball girls & boys and presenters covering the pre-match and post-match interviews.

The PSL presented Lotsha with a framed "Mandela Day" Goal-Keeper shirt, signed by the Life President, Dr Taunyane and the CEO, Mr De Villiers, which Ms Magodzo thanked the PSL & remarked "this will serve as a reminder of the beautiful day that the PSL paid homage to those less fortunate".



PSL honours 67 Minutes Mandela Day (continued)





Ke Yona!

This year Nedbank celebrated the sixth anniversary of the Nedbank Cup, also referred to as South Africa's version of the FA Cup.

KE YONA!

Looking back at this year's campaign; undoubtedly, soccer lovers have had a fair share of the spoils and are left with unforgettable memories of teams from the National First Division (NFD) and SAFA ranks going head-to-head with Premier Soccer League (PSL) giants, not to mention the thrilling final between Kaizer Chiefs and SuperSport United which attracted a capacity crowd of 54 100 at the Moses Mabhida Stadium.

As a bank for all, soccer has proven to be a great platform for us to connect with the communities we serve. The renewal of the sponsorship contract for a further period of five years demonstrates Nedbank's on-going commitment to empowering soccer stars and communities with the skills and resources they need to make things happen.

The Cup continued to benefit schools and communities around the country through the hand-over of soccer kits to over 100 schools across the country. Furthermore, for every goal scored during the 2013 Nedbank Cup

tournament, a donation of R 8000 was made towards the R 1 million multi-purpose sport court donation to Sinamuva Public Primary School in Pietermaritzburg. Thank you and congratulations to all the teams who contributed to sports development by scoring close to 100 goals during this year's tournament.

Staying true to our brand promise of enabling others to "Make Things Happen" and strengthening the Nedbank Cup legacy, this year we launched the Ke Yona Team Search. This innovative extension to the Nedbank Cup is designed to further enhance our contribution to the beautiful game, and take the Nedbank Cup to the next level. After scouting the whole country for future soccer stars, we are pleased to have unearthed amazing talent and potential which we hope will ultimately contribute to South African football. The Nedbank Ke Yona team's talent will be on display when they play against 2013 Nedbank Cup champions Kaizer Chiefs, at the beginning of 2014.

All in all, we are delighted with the outcome of the 2013 Nedbank Cup and we believe it bears testimony to the strength of the professional league and what is possible when like-minded parties connect to make things happen. Soccer has been the catalyst for the Nedbank brand and it is rewarding to see the Nedbank Cup consistently exceed the standards set in previous years.

We would like to thank the PSL, as custodians of professional soccer in South Africa, for their invaluable partnership and we would also like to thank the country's soccer media for their ongoing support. To the fans, without you the Nedbank Cup would not be the showpiece it is today, truly Ke Yona!

Thulani Sibeko

Group Executive: Marketing, Communications and Corporate Affairs



Absa began the 2012/2013 campaign by announcing a renewal of its partnership with the Premier Soccer League that would see the successful collaboration continue until at least the end of the 2016/2017 season. This sees Absa reinforce its position as the naming rights sponsor of the Absa Premiership.

GAME OF MILLIONS



ABSAs
PREMIERSHIP

When reflecting upon the 2012/2013 season Absa also brought the football-loving people of South Africa closer to their heroes. Absa and the Premier Soccer League joined forces to introduce the Fan Day concept which enabled supporters to spend a day with their team by interacting with the players in a variety of different activities. Absa hosted successful Fan Days with Maritzburg United, Free State Stars, Bidvest Wits and AmaZulu. Numerous branch activations where regular customers going about their daily business were surprised by visits from leading Absa Premiership clubs were also held. Kaizer Chiefs visited the Chris Hani Crossing in Katlehong branch prior to the Soweto Derby and the people of Atteridgeville also got up close and personal when Tshwane rivals SuperSport United and Mamelodi Sundowns visited the Attlyn branch.

We have come to expect the unexpected with regards to the Absa Premiership and the 2012_2013 season proved no different. There were memorable football matches, breath-taking action, mesmerizing skill, the emergence of new superstars and incredible goals. If one thing

stands out in the season it is the sheer number of fantastic goals that were scored throughout this Absa Premiership campaign. The 2012/2013 season had them all! Wonderfully worked team goals, individual moments of brilliance and long range strikes that will live long in the memory.

Kaizer Chiefs were a model of consistency and proved the merits of meticulous planning. They showed some of the key fundamental attributes of the human spirit on their path to glory, namely perseverance and determination in order to reclaim the title that eluded them for so long. Coach Stuart Baxter, his players and the Kaizer Chiefs family secured their first ever Absa Premiership title and their 12th overall title with their last triumph coming back in 2004/2005.

While the season didn't quite reach the dramatic 'last day' climax experienced over recent seasons, the title was by no means a foregone conclusion. Surprise contenders Platinum Stars must be commended for a superb season where they came close to annexing their first ever top-flight title while reigning Champions Orlando

Pirates were never completely out of the mix. The scramble for places in the top eight of the Absa Premiership continued until the very last kick of the season while it also went to the wire to confirm relegation with Black Leopards unfortunately falling into the National First Division.

All this reaffirms what we have come to know and love about the Absa Premiership. It remains an extremely competitive competition where every point is significant and every result has a dramatic bearing on the league table. The quality of football on the pitch has also coincided with an upswing in fortunes of our national team Bafana Bafana. The bulk of national team squad is made of almost 75% of footballers that ply their trade in the Absa Premiership week in week out is, and that is not by coincidence.

After a truly memorable 2012/2013 season we cannot wait to see what lies ahead in the 2013/2014 Absa Premiership season

Premier Soccer League Chairman Dr. Irvin Khoza sparked debate at the very start of the Absa Premiership by introducing the advent of Q-Innovation whereby the season would be divided into four quarters, with each quarter offering prize money of R1.5m to the winners. This made every fixture in the PSL important, creating a scenario where every team could stand to pocket lucrative prize-money by striving for excellence.



NFD
NATIONAL FIRST DIVISION

The 2012/2013 National First Division (NFD) season was one filled with emotions both high and low. The tragic bus accident of Polokwane City, which claimed the lives of four players, and left another permanently disabled, was by far the saddest. As a result of the accident, the League took a decision to suspend the Club's fixtures until February 2013, to give the Club time to sign new players and recover to some degree from the travesties they suffered. It was a common thought that the Club would not survive such a trauma, which pressure was exacerbated by the requirement to play two matches almost each week to the end of the season, in order to catch up the missed matches.

Despite all of this hardship, and perhaps in tribute to those who lost their lives, Polokwane City soldiered on remarkably, and slowly made their way up the League table as they notched up victory after victory. Finally, almost unnoticed, they

NATIONAL FIRST DIVISION

crept up on the leaders and miraculously won the League on goal difference on the last weekend.

The Chairman of the League, Dr Khoza, fittingly recognised this remarkable achievement by announcing Polokwane City as the winners of the Chairman's award at the glittering PSL awards function at the end of the season.

Looking back

The 2012/13 NFD season commenced late because of pending DC matters resulting in Polokwane City and Dynamos only commencing their fixtures once the cases were finalised.

During the season and the end of the season was affected by more Disciplinary Hearings, Appeals, Arbitrations and Court Cases, and some of which are still before the Council for Arbitration in Sport (CAS).

The Under 23 Rule, whereby teams were required to start every match with at least five players who were both Under 23 and South African, saw its second season in operation. The foreign player rule was amended from the previous season, whereby clubs could now register five foreign players (as in the Premier Division) but could only field a maximum of three in the starting line-up. These rules are constantly under review, in collaboration with all affected parties, and a number of proposed amendments have already been received from Clubs.

All-in-all the season ended well, with the promotion of Polokwane City and Black Aces to the Premier Division.



Two weeks before the launch of the 2012/13 Telkom Knockout Tournament, the Premier Soccer League and Telkom concluded a new five-year sponsorship deal on 08 October 2012.

1 TEAM 1 WINNER

This put to bed speculation about the future of the long-standing relationship between the PSL and Telkom. The communications giant have been the title sponsors of the competition that pits South Africa's top-flight teams against one another in a knockout format since 2006.

The competition got underway on Wednesday, 17 October 2012. The 2012/13 Telkom Knockout Tournament provided a backdrop of an epic story for the passionate Bloemfontein Celtic fans.

At the Moses Mabhida on the first day of December 2012, Bloemfontein Celtic players battled to a hard-fought 1-0 victory against Mamelodi Sundowns and walked away with the R4-million prize money.

The FACTS:

- 37 Goals were scored from 15 matches – an average of just over 2 goals per match
- Bloemfontein Celtic won the Trophy – beating Mamelodi Sundowns 1-0 in the final after a goal from Botswana international Joel Mogorosi.
- Joel Mogorosi won the TKO Player of the Tournament (announced at the PSL Awards).
- The quarterfinal between Bloemfontein Celtic and Orlando Pirates that went to penalties after a 3-3 draw has been recognised as one of South Africa's greatest ever cup clashes.
- Runners-up, Mamelodi Sundowns only conceded one (1) goal in four matches during the Tournament an impressive feat.
- All 15 Telkom Knockout fixtures were shown on television by either SuperSport and SABC.
- Four of the 15 matches went to a penalty shoot-out, but none after the quarterfinal stage.
- Bloemfontein Celtic coach, Clinton Larsen won his first major Cup as a head coach.

The Road to the Final

The first TKO fixture (2012/13 season) was played on 19 October 2012. The first upset of the competition came in the very first fixture when an experienced Bidvest Wits side defeated Kaizer Chiefs 3-2 in front of a sold out Bidvest Stadium.

On the same weekend, defending champions Orlando Pirates outplayed Black Leopards in Polokwane as Collins Mbesuma starred in a 2-0 win for the Buccaneers. SuperSport United needed penalties to advance against Ajax Cape Town.

Mamelodi Sundowns were the last team to book their place in the next round after a hard fought 1-0 win over Tshwane rivals University of Pretoria at a freezing Loftus Versveld stadium in a match which was immediately followed by the quarter final draw.

In the quarterfinals, Kermit Erasmus was outstanding for SuperSport United in their 2-0 win over Maritzburg United at the Harry Gwala Stadium while Mamelodi Sundowns needed the same score line to halt AmaZulu revival.

Free State Stars progressed to the semi-finals with a penalty shootout win over Bidvest Wits. However, the best match of the quarter finals took place at the Free State Stadium when Bloemfontein Celtic came back from 3-1

down late on to eliminate holders Orlando Pirates in a dramatic penalty shootout.

The two derbies (Tshwane and Free State) in the semi-finals produced great excitement and they both ended in one goal margin triumphs as Mamelodi Sundowns and Bloemfontein Celtic booked their spots in the much talked about final.

Durban was announced as the host for the final for the third time in four seasons and much was said in the build up as many wondered if Sundowns skipper Teko Modise would finally break his cup duck or if Celtic coach Clinton Larsen would win his first ever trophy in charge of Siwelele.

The final

The Moses Mabhida Stadium played host to the finalists, Mamelodi Sundowns and Bloemfontein Celtic as they battled for first prize.

The Botswana international Joel Mogorosi capped his brilliant performance throughout the tournament with a 47th minute winning goal to hand Bloemfontein Celtic their first trophy in eight years.



The 2012/13 season was the year when SuperSport's PSL broadcasts truly went international.

WHERE PSL DISKI LIVES



Recognising the excellent production quality, and indeed the magnitude of the derby game itself, major overseas TV companies broadcast the Kaizer Chiefs-Orlando Pirates match for the first time.

The SuperSport broadcast was carried internationally across a range of platforms, including television, internet and mobile, not least in the US via ESPN3 which is available to 83 million homes via internet, mobile, tablets, etc.

Moreover, the derby was made available to 23,5 million households throughout the Caribbean, Latin America, including Brazil, and Australia and New Zealand on ESPN broadband platforms accessible via internet, mobile and tablets. The potential reach was thus 106,5 million households in the US (ESPN3), Caribbean (ESPN Play), Latin America (ESPN Play) and Australia/New Zealand (ESPN3).

Al Jazeera also joined the PSL derby party in the Middle East and North Africa, while ESPN TV made the match available in the UK and Republic of Ireland.

Fox International broadcast the derby across most markets in South East Asia and there was also a delayed broadcast to Brunei, Cambodia, East Timor, Guam, Hong Kong, Korea, Laos, Malaysia, Micronesia, Mongolia, Myanmar, New Caledonia, Papua New Guinea, Philippines, India, Pakistan, Bangladesh, Sri Lanka, Bhutan, Nepal and Maldives.

Confirming the PSL's status as the big game in town, SuperSport viewership grew by a remarkable 12 percent on the previous year with top matches averaging 1,2 million viewers. The highest viewed PSL match had 44 percent more viewers than the highest Uefa Champions League game and 67 percent more viewers than the highest English Premier League fixture.

Added to this, satisfaction with SuperSport football commentary grew from 57 percent to 70 percent being "very satisfied" in 2013. Usage of isiZulu and Sotho commentary options also increased dramatically, emphasising fans' preference for customised viewing.

Commentators, presenters and analysts continued to be measured, while only the very latest technology was used to bring viewers optimum broadcast quality.

In 2012/13 the World of Champions continued to work closely with the PSL on the official website (www.psl.co.za) which the SuperSport.com team manages to ensure that the popular online market can see the very latest scores, news, match reports and video highlights of PSL matches.

The editorial content is managed and maintained seven days a week, 21 hours a day.

SuperSport.com's live text coverage of all PSL games across multiple media platforms kept millions of fans a month abreast of the latest from Africa's premier league. Online users peaked at an impressive 1,5 million in April 2013.

The 2012/13 season marked yet another innovation with matches being streamed live on supersport.com as well as tablets.

Match highlights, post-match interviews and related talking points were captured and featured on supersport.com as well as the official PSL site. The growth became evident as interest continued to increase on social media. The official PSL Facebook page now has over 163 000 fans which can be attributed to the increased promotion on supersport.com.

The Absa Premiership Prediction Game ensures constant engagement with the local football followers while also giving rewards for their knowledge of the game.

Overall, supersport.com continues to provide hosting and maintenance of the following club websites - Orlando Pirates, Kaizer Chiefs, SuperSport United, Moroka Swallows and Bloemfontein Celtic.

High Definition viewing has also become a cornerstone of PSL broadcasts. In every round of the PSL there was a match broadcast in High Definition, giving viewers the sharpest picture quality. The traditional derbies continue to be broadcast in HD with top graphics adding to the experience.

SuperDiski, the brand under which SuperSport's local football is marketed, continues to grow and is a powerful symbol of the television product.

From a marketing point of view, SuperSport continues to create advertising that resonates with the target audience. In the past year, the World of Champions had TV promos, radio adverts, print and outdoor advertising, as well as advertising on taxis and wall murals in South Africa's biggest townships. This has led to a strong brand association between Super Diski on SuperSport and the PSL.



MTN8 campaigns during the 2012 tournament

WAFWAFA



MTN8 2012/13 Annual Report

On 31 July 2012, MTN South Africa reaffirmed its long-standing investment in local football when it announced the renewal of its sponsorship agreement with the Premier Soccer League (PSL) as the title sponsor of the MTN8 competition.

The announcement set the tone for the campaign as football fans witnessed what is arguably one of the most exciting seasons since the inception of the Premier Soccer League.

The 2012/13 MTN8 tournament began with Moroka Swallows, SuperSport United and defending champions Orlando Pirates all managing to advance to the semi-finals of the competition.

However the quarter-finals would not end without a shock: 2008 champions Kaizer Chiefs lost 4-1 to Mamelodi Sundowns. The semis pitted Soweto versus Pretoria as Orlando Pirates were drawn with SuperSport United while Mamelodi Sundowns had to come up against Moroka Swallows for a place in the final.

The two-legged Semi-final between Swallows and Sundowns produced plenty of goals as the Dube Birds

simply outplayed Sundowns to book their place in the final after a 6-5 Aggregate win over the Brazilians.

Under Gordon Igesund in the 2011/12 season, Moroka Swallows spent the better part of the season flirting with success and lost on silverware on that photo-finish on the last day of the league championship to Orlando Pirates in that epic marathon. They marched gallantly under a new coach Zeca and claimed their first MTN8 championship. The 2012/13 MTN8 will be remembered as the year the 'Dube Birds', as the team from Dobsonville flew to new heights.

MTN continued to connect supporters of the beautiful game with their passions by bringing R8 million in amazing prizes for the fans and by staging incredible MTN8 Wafa Wafa experiences. This included the MTN8 Last Fan Standing who walked away with R1 million, the MTN8 Last Journo standing for members of the media as well as the Female Fan of the Match - in commemoration of Women's month as the tournament kicked off in August. The 2012 campaign saw one lucky fan, Sthembile Ubisi, walk away with a R1 million prize and a trip to Spain to watch the El Clasico live.

Tshepang Mailwane from the Star Newspaper won the second installment of the MTN8 Last Journo Standing. He had the amazing opportunity to spend a week at various media houses in the trip to the United Kingdom.

I would like to express our sincere gratitude to our PSL partners for their continued support in making the MTN8 a success. We look forward to another successful Wafa Wafa competition with the league, the teams, the media and the passionate football fans.

Brian Gouldie

CHIEF MARKETING OFFICER MTN SOUTH AFRICA

The Facts

- A total of 28 goals were scored in the 2012/13 MTN8 campaign (an average of 2.5 per game)
- Moroka Swallows scored the most number of goals (10)

- There were 21 different goal scorers throughout the 2012 MTN8.
- Lerato Chabangu and Bennet Chenene both scored the most number of goals (3 goals)
- Lerato Chabangu won the Man of The Match award in three out of the four games he has played.
- Lerato Chabangu was voted as the 2012/13 MTN8 Last Man standing
- The MTN8 second leg semi between SuperSport United and Orlando Pirates (25 August 2012) recorded the highest TV accumulative audience in the tournament.
- There were 21 different goal scorers throughout the 2012 MTN8. Franklin Cale and Bennett Chenene both scored in the final having netted at least one goal earlier in the tournament. Giorgi Nergadze added his name to the list of goal-getters in the tournament with his superb strike in the final.

National Soccer League (trading as Premier Soccer League)
Annual financial statements for the year ended 31 July 2013

CONTENTS

72	Composition of the Executive Committee
73	Statement of the Executive Committee's responsibility
74	Independent Auditor's Report
75 - 76	Report of the Executive Committee
77	Statement of comprehensive income
78	Statement of financial position
79	Statement of changes in equity
80	Statement of cash flows
81	Notes to the annual financial statements
	Supplementary information
98 - 102	Detailed statement of comprehensive income

Annual
Financial
Statements

National Soccer League Composition of the Executive Committee for the year ended 31 July 2013

CHAIRMAN

Dr I Khoza

CHIEF EXECUTIVE OFFICER

Mr C Mokanyane *Appointed Acting Chief Executive Officer: 30 June 2012 to 01 July 2013*
Mr B de Villiers *Appointed 02 July 2013*

MEMBERS

Mr K Motaung
Ms M Madlala
Mr S Matthews
Mr J Comitis
Mr M Mokoena
Mr D Simelane
Mr D Thidiela

In terms of Article 9.1 of the League's Constitution, all of the above members will hold office for a period of four years which concludes at the Quadrennial general meeting to be held in November 2016.

National Soccer League Statement of the Executive Committee's Responsibility for the year ended 31 July 2013

The members of the Executive Committee are responsible for the preparation, integrity and fair presentation of the annual financial statements of the National Soccer League.

The members of the Executive Committee are required by the League's constitution to maintain adequate accounting records and to prepare annual financial statements for each financial year, which fairly present the state of affairs of the League at the end of the financial year, the results of its operations and cash flows for the year. In preparing the accompanying annual financial statements, International Financial Reporting Standards have been followed.

The members of the Executive Committee are also responsible for the League's systems of internal financial control. These are designed to provide reasonable, but not absolute, assurance as to the reliability of the financial statements and to adequately safeguard, verify and maintain accountability for the League assets, and to prevent and detect misstatement and loss. Nothing has come to the attention of the members of the Executive Committee's to indicate that any material breakdown in the functioning of these controls, procedures and systems has occurred during the year under review.

The annual financial statements incorporate full and responsible disclosure. The Executive Committee has reviewed the League's budget and cash flow forecast for the year ending 31 July 2013. On the basis of this review and in light of the current financial position and sponsorship facilities, the Executive Committee is satisfied that the National Soccer League is a going concern and has therefore continued to adopt the going concern basis in preparing the annual financial statements.

The League's external auditors, Deloitte & Touche, have audited the annual financial statements and their report appears on pages 73 and 74. The annual financial statements and detailed statement of comprehensive income for the year ended 31 July 2013 as set out on pages 75 to 104 have been approved by the members of the Executive Committee on 17 October 2013 and are signed on its behalf by:



CHIEF EXECUTIVE OFFICER



CHAIRMAN OF FINANCE COMMITTEE

Independent auditor's report to the members of the National Soccer League

We have audited the annual financial statements of National Soccer League, set out on pages 68 to 102 which comprises the statement of financial position as at 31 July 2013, and the statement of comprehensive income, statement of changes in equity and the statement of cash flows for the year then ended, and the notes, comprising a summary of significant accounting policies and other explanatory information.

Executive Committee responsibility for the financial statements

The Executive Committee are responsible for the preparation and fair presentation of these financial statements in accordance with International Financial Reporting Standards and for such internal control as the members determine is necessary to enable the preparation of financial statements that are free from material misstatement, whether due to fraud or error.

Auditor's responsibility

Our responsibility is to express an opinion on these financial statements based on our audit. We conducted our audit in accordance with International Standards on Auditing. Those standards require that we comply with ethical requirements and plan and perform the audit to obtain reasonable assurance whether the financial statements are free from material misstatement.

An audit involves performing procedures to obtain audit evidence about the amounts and disclosures in the financial statements. The procedures selected depend on the auditor's judgment, including the assessment of the risks of material misstatement of the financial statements, whether due to fraud or error. In making those risk assessments, the auditor considers internal control relevant to the entity's preparation and fair presentation of the financial statements in order to design audit procedures that are appropriate in the circumstances, but not for the purpose of expressing an opinion on the effectiveness of the entity's internal control. An audit also includes evaluating the appropriateness of

accounting principles used and the reasonableness of accounting estimates made by management, as well as evaluating the overall presentation of the financial statements.

We believe that the audit evidence we have obtained is sufficient and appropriate to provide a basis for our audit opinion.

Opinion

In our opinion the financial statements present fairly, in all material respects, the financial position of National Soccer League as at 31 July 2013, and of its financial performance and its cash flows for the year then ended in accordance with International Financial Reporting Standards.

Supplementary information

The detailed statement of comprehensive income set out on pages 96 to 102 does not form part of the financial statements and is presented as additional information. We have not audited this schedule and accordingly we do not express an opinion thereon.

Other reports

As part of our audit of the financial statements for the year ended 31 July 2013, we have read the Executive Committee's report for the purpose of identifying whether there are material inconsistencies between this report and the audited financial statements.

This report is the responsibility of the preparer. Based on reading this report we have not identified material inconsistencies between this report and the audited financial statements. However, we have not audited this report and accordingly do not express an opinion on it.

Deloitte & Touche
DELOITTE & TOUCHE

Registered Auditor
Per: Haroon Loonat
Partner
17 October 2013

National Soccer League Report of the Executive Committee for the year ended 31 July 2013

Nature of business

The primary objective of the National Soccer League is to promote, organise, control and administer professional soccer in South Africa.

The National Soccer League aims to utilise its funds for investments and for such other purposes as shall be in the interest of the League and the affiliated clubs, and the objectives for which the National Soccer League has been established.

Financial review

The League has recorded a net loss of R5.5 million (2012: loss of R15.7 million) during the current year.

Together with an increase in payments to clubs from R273 million to R382 million, the League has raised provision against long outstanding receivable balances due from SARS amounting to R3.5 million. The decrease in administration costs is due mainly to the reduction in commissions during the year. In terms of the new agreement with ABSA, the League incurred sponsor ticket costs of R11 million. The increase in revenue from R540 million to R635 million is due to the renewal of the existing sponsorship and broadcasting agreements.

The founding guidelines and principles, upon which the League was established, have always been for the development and support of professional soccer in South Africa. Consequently, an amount of R382 million has been disbursed to clubs during the year. The Clubs have a reciprocal responsibility to continue to enhance the brand of the League and to be mindful of their obligations to the soccer fraternity.

As a further indication of the support and responsibility of the League to the broader soccer community, the Executive Committee have approved an amount of R7 million (2012: R7 million) to the South African Football Association (SAFA) for development expenditure. This is in addition to the R1 million (2012: R1 million) SAFA affiliation fee.

Chief Executive Officer

The Executive Committee appointed a new Chief Executive Officer in July 2013.

Going concern

We believe there will be sufficient funds generated from sponsorships to enable the League to continue as a going concern in the foreseeable future.

The Executive Committee has reviewed the budget for the year ahead together with the cash forecast and is confident that the League will have sufficient cash resources to meet its obligations as they fall due.

Finance Committee

The Committee members are appointed by the Executive Committee.

The Committee met six times during the year to discuss accounting, auditing, internal control and other financially related matters. It provides an independent forum through which the independent auditors report to the Executive Committee.

Remuneration Committee

The Remuneration Committee ("Remco") consists of two independent members Ms Ayanda Ceba and Ms Sibusiwe Dube. The committee met twice during the year under review. The remuneration committee sets guidelines for the remuneration practices of the League. The League also records its condolences to the family of late Mr Lot Ndlovu who served on the Remco.

National Soccer League Report of the Executive Committee *(continued)* for the year ended 31 July 2013

Internal controls

The members of the Executive Committee are responsible for maintaining adequate accounting records and for taking reasonable steps to safeguard the assets of the League to prevent and detect fraud and other irregularities. To enable the members to meet these responsibilities, management sets standards and implements systems of internal control aimed at reducing the risk of error or loss in a cost-effective manner.

During June 2013 the Executive committee created an Internal Audit function in order to improve internal control standards.

The members of the Executive are not aware of any material breakdown in internal controls during the year under review.

Subsequent events

No events of a material nature have occurred between the accounting date and the date of this report, which would result in an adjustment to or disclosure in the financial statements

Auditors

The League's auditors are Deloitte & Touche.

National Soccer League Statement of comprehensive income for the year ended 31 July 2013

	Notes	31/07/2013	31/07/2012
		R	R
Revenue	3	634 933 290	539 706 835
Other income	4	11 443 057	18 574 979
Total revenue		646 376 347	558 281 814
Administration costs		(61 007 776)	(77 230 155)
Competition expenditure		(166 963 335)	(171 290 665)
Grants		(381 760 000)	(272 960 000)
Development expenditure		(8 025 730)	(9 074 822)
Staff costs		(25 888 688)	(24 564 846)
Marketing and media		(13 949 878)	(20 324 005)
Loss from operations	6	(11 219 060)	(17 162 679)
Interest paid	7	(327 308)	(4 743 611)
Interest received	8	5 367 857	5 967 351
Loss before taxation		(6 178 511)	(15 938 939)
Taxation income	9	612 413	258 703
Total loss and comprehensive loss for the year		(5 566 098)	(15 680 236)

National Soccer League
Statement of financial position
at 31 July 2013

	Notes	31/07/2013	31/07/2012
		R	R
ASSETS			
Non-current assets			
Property, plant and equipment	10	31 690 011	34 125 585
Deferred taxation	11	7 145 046	6 532 633
Total non-current assets		38 835 057	40 658 218
Current assets			
Trade and other receivables	12	2 888 960	20 515 440
Balances due by teams		1 921 159	3 464 709
Cash and cash equivalents	20	87 536 953	216 970
Total current assets		92 347 072	24 197 119
Total assets		131 182 129	64 855 337
EQUITY AND LIABILITIES			
Reserves			
Team guarantees		257 393	257 393
Accumulated loss		(6 278 337)	(712 239)
		(6 020 944)	(454 846)
Non-current liabilities			
Long-term liabilities	13	2 561 209	3 796 811
Total non-current liabilities		2 561 209	3 796 811
Current liabilities			
Trade and other payables	14	29 653 509	40 834 807
Income received in advance		83 640 450	-
Balances due to teams		18 250 000	16 183 645
Provisions	15	2 159 046	2 109 037
Current portion of long-term liabilities	13	936 964	639 099
Bank overdraft	20	1 894	1 745 883
Total current liabilities		134 641 864	61 513 371
Total equity and liabilities		131 182 129	64 855 336

National Soccer League
Statement of changes in equity
for the year ended 31 July 2013

	Team guarantees	Insurance reserve fund	Accumulated profit (loss)	Total
	R	R	R	R
Balance at 31 July 2011	257 393	7 985 000	6 982 996	15 225 389
Total loss and comprehensive loss for the year	-	-	(15 680 236)	(15 680 236)
Transfer	-	(7 985 000)	7 985 000	-
Balance at 31 July 2012	257 393	-	(712 239)	(454 846)
Total loss and comprehensive loss for the year	-	-	(5 566 098)	(5 566 098)
Balance at 31 July 2013	257 393	-	(6 278 377)	(6 020 944)

National Soccer League
Statement of cash flows
for the year ended 31 July 2013

	Notes	31/07/2013	31/07/2012
		R	R
OPERATING ACTIVITIES:			
Cash from (used in) operating activities	16	86 101 909	(13 688 840)
Interest paid	7	(327 308)	(4 743 611)
Taxation paid	17	-	1 499 789
Interest received	8	5 367 857	5 967 351
Net cash (used in) from operating activities		91 150 458	(10 965 311)
INVESTING ACTIVITIES:			
Additions to property, plant and equipment to maintain operations	18	(1 148 749)	(4 894 948)
Proceeds on disposal of property, plant and equipment	19	-	197 371
Net cash (used in) from investing activities		(1 148 749)	(4 697 577)
FINANCING ACTIVITIES:			
Decrease in long-term liabilities		(937 737)	(817 150)
Net cash (used in) from financing activities		(937 737)	(817 150)
Net increase in cash and cash equivalents		89 055 972	(16 480 038)
Cash and cash equivalents at beginning of the year		(1 528 913)	14 951 125
Cash and cash equivalents at end of the year	20	87 535 059	(1 528 913)

National Soccer League
Notes to the annual financial statements
for the year ended 31 July 2013

1. Presentation of annual financial statements

These financial statements are presented in South African Rand since that is the currency in which the majority of the League's transactions are denominated.

1.1 Standards and interpretations in issue not yet adopted

The League has adopted all the new and revised standards issued by the International Accounting Standards Board (IASB) that are relevant and effective for accounting periods beginning on or before 1 January 2013.

At the date of authorisation of these financial statements, the following revised, amended and new Standards and Interpretations applicable to the entity were in issue but not yet effective:

IFRS 7	Financial Instruments: Disclosure
IFRS 9	Financial Instruments: Classification and Measurement
IFRS 10	Consolidated Financial Statements
IFRS 12	Disclosure of Interest in Other Entities
IFRS 13	Fair Value Measurement
IAS 1	Presentation of Financial Statements
IAS 12	Income Taxes
IAS 19	Employee Benefits
IAS 27	Consolidated and Separate Financial Statements
IAS 32	Financial Instruments – Presentation

The Executive Committee anticipate that all of the amendments of the above Standards and Interpretation will be adopted in the company's financial statements for the period in which they become effective and that the adoption of those Standards and Interpretations will have no material impact on the financial statements of the company in the period of initial application.

At the date of authorisation of these financial statements, other than the standards and interpretations adopted, the following new and

revised standards and interpretations applicable to the League were in issue but not yet effective:

The Executive Committee anticipates that all the above Standards and Interpretations will be adopted in the League's financial statements for the future financial periods as they become effective. The adoption of these Standards and Interpretations will have no material impact on the financial statements of the League in the period of initial application.

2. Summary of significant accounting policies

Basis of preparation

The financial statements have been prepared under the historical cost basis except for the valuation of certain financial instruments at fair value.

Statement of compliance

The financial statements have been prepared in accordance with International Financial Reporting Standards and in the manner required by the League's constitution.

Property, plant and equipment

Land is stated at historical cost and is not depreciated. Other property, plant and equipment are stated at historical cost less accumulated depreciation and any accumulated impairment losses. Depreciation is calculated on historical cost using the straight line basis to reduce carrying amount to the estimated residual value of the asset, over its useful life.

The following annual depreciation rates apply:

Buildings	5%
Motor vehicles	20%
Office equipment	15%
Office furniture	10%
Computer equipment and software	20% - 33,3%

National Soccer League Notes to the annual financial statements (continued) for the year ended 31 July 2013

Property, plant and equipment are derecognised upon disposal or where no future economic benefits are expected to arise from continued use of the asset.

The gain or loss arising on the disposal or retirement of an asset is determined as the difference between the sales proceeds and the carrying amount of the asset and is recognised in income.

The League has reviewed the residual values used for the purpose of depreciation calculations in the light of the definition of residual value in IAS 16 Property, Plant and Equipment. The review did not highlight any requirements for an adjustment to the residual values used in the current or prior period. The gain or loss arising on the disposal or retirement of an asset is determined as the difference between the sales proceeds and the carrying amount of the asset and is recognised in income. An item of property, plant and equipment is derecognised upon disposal or when no future economic benefits are expected to arise from the continued use of the asset. Assets held under finance leases are depreciated over their expected useful lives on the same basis as owned assets or, where shorter, the term of the relevant lease.

Impairment

At each reporting date, the League reviews the carrying amounts of its tangible and intangible assets to determine whether there is any indication that those assets have suffered an impairment loss. If any such indication exists, the recoverable amount of the asset is estimated in order to determine the extent of the impairment loss (if any). Where it is not possible to estimate the recoverable amount of an individual asset, the League estimates the recoverable amount of the cash-generating unit to which the asset belongs. Where a reasonable and consistent basis of allocation can be identified, corporate assets are also allocated to individual cash-generating units, or otherwise they are allocated to the smallest group of cash-generating units for which a reasonable and consistent allocation basis can be identified. Intangible assets with indefinite useful lives and intangible assets not

yet available for use are tested for impairment annually, and whenever there is an indication that the asset may be impaired.

Recoverable amount is the higher of fair value less costs to sell and value in use. In assessing value in use, the estimated future cash flows are discounted to their present value using a pre-tax discount rate that reflects current market assessments of the time value of money and the risks specific to the asset for which the estimates of future cash flows have not been adjusted.

If the recoverable amount of an asset (or cash-generating unit) is estimated to be less than its carrying amount, the carrying amount of the asset (or cash-generating unit) is reduced to its recoverable amount. An impairment loss is recognised immediately in profit or loss, unless the relevant asset is carried at a revalued amount, in which case the impairment loss is treated as a revaluation decrease.

Where an impairment loss subsequently reverses, the carrying amount of the asset (or cash-generating unit) is increased to the revised estimate of its recoverable amount, but so that the increased carrying amount does not exceed the carrying amount that would have been determined had no impairment loss been recognised for the asset (or cash-generating unit) in prior years. A reversal of an impairment loss is recognised immediately in profit or loss, unless the relevant asset is carried at a revalued amount, in which case the reversal of the impairment loss is treated as a revaluation increase.

Provisions

Provisions are recognised when the League has a present legal or constructive obligation as a result of a past event and it is probable that the company will be required to settle that obligation and a reliable estimate can be made of the amount of the obligation. Provisions are measured at the directors' best estimate of the expenditure required to settle the obligation at the end of the reporting period, and are discounted to present value where the effect is material.

Revenue recognition

Revenue comprises sponsorship revenue from various sponsors and the sale of broadcasting rights. Revenue which is received in terms of contracts is recognised on an accrual basis. Contracts that are tournament-specific or relate directly to the League season are recognised over the duration of the specific tournament or League season as appropriate. Revenue is measured at the fair value of consideration received or receivable.

All other income is accounted for on an accrual basis. This includes gate revenue, income from members, advertising board income and other miscellaneous income.

Interest income from a financial asset is recognised when it is probable that the economic benefits will flow to the League and the amount of income can be measured reliably. Interest income is accrued on a time basis, by reference to the principle outstanding and at the effective estimated future cash receipts through the expected life of the financial asset to that asset's net carrying amount on initial recognition.

Revenue earned from non-cash sponsorships are recognised at the fair value of the goods and services received, adjusted for any cash payments made by either the buyer or the seller. The fair value is reliably measured by reference to other transactions with knowledgeable and willing parties in an arm's length transaction.

Retirement benefit costs

The retirement benefit plan is governed by the Pension Fund Act, 1956. Contributions paid to fund obligations for the payment of retirement benefits are charged against income in the year of payment.

Critical accounting judgements and key sources of estimation uncertainty

In the application of the League's accounting policies, which are described above, the Executive Committee members are required to make judgements, estimates and assumptions about the carrying amounts of assets and liabilities that are not readily apparent from other sources. The estimates and associated

assumptions are based on historical experience and other factors that are considered to be relevant. Actual results may differ from these estimates.

The estimates and underlying assumptions are reviewed on an ongoing basis. Revisions to accounting estimates are recognised in the period in which the estimate is revised if the revision affects only that period or in the period of the revision and future period if the revision affects both current and future periods.

Key sources of estimation uncertainty

The following are the key assumptions concerning the future, and other key sources of estimation uncertainty at the statement of financial position date, that have a significant risk of causing a material adjustment to the carrying amounts of assets and liabilities within the next financial year.

Useful lives of property, plant and equipment

As described above, the League reviews the estimated useful lives of property, plant and equipment at the end of each annual reporting period.

Taxation

Income tax expense represents the sum of the tax currently payable and deferred tax.

Current tax

The tax currently payable is based on taxable profit for the year. Taxable profit differs from profit as reported in the statement of comprehensive income because of items of income or expense that are taxable or deductible in other years and items that are never taxable or deductible. The company's liability for current tax is calculated using tax rates that have been enacted or substantively enacted by the end of the reporting period.

Deferred tax

Deferred tax is recognised on temporary differences between the carrying amounts of assets and liabilities in the financial statements and the corresponding tax bases used in the computation of taxable profit. Deferred tax liabilities are generally recognised for all taxable temporary differences. Deferred tax assets

National Soccer League
Notes to the annual financial statements (continued)
for the year ended 31 July 2013

are generally recognised for all deductible temporary differences to the extent that it is probable that taxable profits will be available against which those deductible temporary differences can be utilised. Such deferred tax assets and liabilities are not recognised if the temporary difference arises from goodwill or from the initial recognition (other than in a business combination) of other assets and liabilities in a transaction that affects neither the taxable profit nor the accounting profit.

Deferred tax assets and liabilities are offset when there is a legally enforceable right to set off current tax assets against current tax liabilities and when they relate to income taxes levied by the same taxation authority and the company intends to settle its current tax assets and liabilities on a net basis.

Current and deferred tax for the period

Current and deferred tax are recognised in profit or loss, except when they relate to items credited or debited directly to equity, in which case the current and deferred tax is also recognised directly in equity, or where they arise from the initial accounting for a business combination. The tax effect is included in the accounting for the business combination.

Financial instruments

Financial assets and financial liabilities are recognised on the League's statement of financial position when the League has become party to contractual provisions of the instrument.

Measurement

Financial instruments are initially measured at cost, which includes transaction costs. Subsequent to initial recognition, these instruments are measured as set out below.

Trade and other receivables (including balances due by the teams)

Trade and other receivables are measured at initial recognition at fair value, and are subsequently measured at amortised cost using the effective interest rate method. Appropriate allowances for estimated irrecoverable amounts are recognised in profit or loss when there is objective evidence that the asset is impaired. The allowance recognised is measured as the difference between the asset's carrying amount and the present value of estimated future cash flows discounted at the effective interest rates computed at initial recognition.

Bank borrowings

Long-term liabilities in the form of mortgage bonds and instalment sale liabilities are initially measured at fair value, and are subsequently measured at amortised cost, using the effective interest rate method. Any difference between the proceeds (net of transaction costs) and the settlement or redemption of borrowings is recognised over the term of the borrowings in accordance with the League's accounting policy on borrowing costs.

Trade and other payables (including balances due to the teams)

Trade and other payables are initially measured at fair value, and are subsequently measured at amortised cost, using the effective interest rate method.

Cash and cash equivalents

For the purpose of the statement of cash flow, cash and cash equivalents comprise cash on hand and deposits held on call with banks net of bank overdraft, all of which are available for use by the League unless otherwise stated.

	31/07/2013	31/07/2012
	R	R
3. Revenue		
Sponsorship income	249 933 290	217 013 906
Broadcasting rights	350 000 000	285 000 000
Supplier contributions	35 000 000	37 692 929
	634 933 290	539 706 835
4. Other income		
Commissions – Super Six	-	1 062 308
Share of revenue from tournament gate takings	9 889 784	15 677 129
Other	1 553 273	1 835 541
	11 443 057	18 574 979
5. Non-cash sponsorship		
Adidas		
- Income	-	1 379 422
- Expense	-	(1 379 422)
	-	-
Avis		
- Income	-	1 131 120
- Expense	-	(1 131 120)
	-	-
Coca-Cola		
- Income	-	36 309
- Expense	-	(36 309)
	-	-
Southern Sun		
- Income	-	247 406
- Expense	-	(247 406)
	-	-
Net non-cash sponsorship	-	-

National Soccer League
Notes to the annual financial statements (continued)
for the year ended 31 July 2013

	31/07/2013	31/07/2012
	R	R
6. Loss from operations		
This is arrived at after taking the following items into account:		
Auditor's remuneration		
- Audit fees - current year	1 368 360	1 375 384
- Other fees	114 000	114 000
	1 482 360	1 489 384
Bad debts written off and provided for	3 499 155	4 506 832
Commissions	5 182 228	21 786 602
Depreciation:		
- Buildings	34 724	27 628
- Motor vehicles	-	65 770
- Office equipment	377 009	319 025
- Office furniture	167 176	178 636
- Computer equipment and software	3 005 415	2 610 684
	3 584 324	3 201 743
Executive Committee and all other sub-committees:		
- Executive Committee and all other sub-committees remuneration	1 156 500	1 189 433
- Honoraria - current year	3 352 000	3 044 000
	4 508 500	4 233 433
Operating lease charges		
- Equipment rental	1 590 656	1 266 214
Professional fees		
- Legal fees	5 371 824	1 282 386
- Corporatisation fees	3 685 281	2 083 290
- Consulting	634 936	3 970 856
	9 692 041	7 336 532
Profit on disposal of property, plant and equipment	-	136 347

	31/07/2013	31/07/2012
	R	R
7. Interest paid		
Bond finance	282 192	372 402
South African Revenue Services	45 116	4 371 209
	327 308	4 743 611
8. Interest received		
Staff loans	7 795	4 200
Bank	5 093 378	5 662 147
Teams	266 684	301 004
	5 367 857	5 967 351
9. Taxation (expense) income		
South African Normal Taxation	-	23 806
Current taxation - current year	-	-
- prior year under provision	-	23 806
Deferred taxation - current year	612 413	(1 200)
- prior year over provision	-	236 097
Taxation (expense) income	612 413	258 703
The taxation charge for the year is reconciled to the loss before taxation per the statement of comprehensive income.		
Loss before taxation	(6 178 511)	(15 938 939)
Taxation at the domestic income tax rate of 28%	(1 729 983)	(4 462 903)
Taxation effect of exempt differences	1 117 570	4 459 062
Taxation effect due to prior year over provision of deferred taxation	-	(236 096)
Taxation effect due to prior year under (over) provision	-	(23 806)
Taxation effect of amounts taxed at capital gains tax rate	-	5 040
	612 413	(258 703)

National Soccer League
Notes to the annual financial statements (continued)
for the year ended 31 July 2013

10. Property, plant and equipment

	Land and buildings	Motor vehicles	Office equipment	Office furniture	Computer equipment and software	Total
	R	R	R	R	R	R
2013 Cost						
At 1 August 2012	21 560 986	444 736	3 645 522	2 105 415	15 735 483	43 492 142
Additions	-	-	15 158	-	1 133 591	1 148 749
At 31 July 2013	21 560 986	444 736	3 660 680	2 105 415	16 869 074	44 640 891
Accumulated depreciation						
At 1 August 2012	76 730	444 735	1 967 498	1 328 650	5 548 944	9 366 557
Depreciation	34 724	-	377 009	167 175	3 005 415	3 584 323
At 31 July 2013	111 454	444 735	2 344 507	1 495 825	8 554 359	12 950 880
Carrying value						
At 1 August 2012	21 484 256	1	1 678 024	776 765	10 186 539	34 125 585
At 31 July 2013	21 449 532	1	1 316 173	609 590	8 314 715	31 690 011

Land and buildings consists of:

Property location	Purchase date	R' million
Erf 502 of Portion 7, Morningside	October 2005	1,755
Erf 215 and Erf 216, Parktown	February 2006	10,370
Erf 1 of Portion 1 Vandia Grove	June 2007	4,210
Erf 309 Parktown	February 2010	4,900

In the opinion of the Executive Committee, the market values of these properties are in excess of their book value. Included in land and buildings is an amount of R21 449 532 (2012: R21 484 256) relating to property which is not depreciated. Refer to note 13 of the financial statements for the carrying value of the land and buildings held under mortgage bonds.

	Land and buildings	Motor vehicles	Office equipment	Office furniture	Computer equipment and software	Total
	R	R	R	R	R	R
2012 Cost						
At 1 August 2011	21 269 753	1 452 149	3 331 764	1 955 120	11 595 821	39 604 607
Additions	291 233	-	313 758	150 295	4 139 662	4 894 948
Disposals	-	(1 007 413)	-	-	-	(1 007 413)
At 31 July 2012	21 560 986	444 736	3 645 522	2 105 415	15 735 483	43 492 142
Accumulated depreciation						
At 1 August 2011	49 102	1 328 053	1 648 473	1 150 014	2 938 260	7 113 902
Depreciation	27 628	65 770	319 025	178 636	2 610 684	3 201 743
Disposals	-	(949 088)	-	-	-	(949 088)
At 31 July 2012	76 730	444 735	1 967 498	1 328 650	5 548 944	9 366 557
Carrying value						
At 1 August 2011	21 220 651	124 096	1 683 291	805 106	8 657 561	32 490 705
At 31 July 2012	21 484 256	1	1 678 024	776 765	10 186 539	34 125 585

Land and buildings consists of:

Property location	Purchase date	R' million
Erf 502 of Portion 7, Morningside	October 2005	1,755
Erf 215 and Erf 216, Parktown	February 2006	10,370
Erf 1 of Portion 1 Vandia Grove	June 2007	4,210
Erf 309 Parktown	February 2010	4,900

In the opinion of the Executive Committee, the market values of these properties are in excess of their book value. Included in land and buildings is an amount of R21 484 256 (2012: R21 220 651) relating to property which is not depreciated. Refer to note 13 of the financial statements for the carrying value of the land and buildings held under mortgage bonds.

National Soccer League
Notes to the annual financial statements (continued)
for the year ended 31 July 2013

	31/07/2013	31/07/2012
	R	R
11. Deferred taxation		
Opening balance	6 532 633	6 297 736
Prior year adjustment to deferred taxation from assessed loss	-	236 097
Tax charge to the statement of comprehensive for the year	612 413	(1 200)
Closing balance	7 145 046	6 532 633
Deferred taxation asset is due to:		
- Estimated tax loss	14 372 688	21 220 894
- Provisions	8 136 536	2 109 937
- Income received in advance	3 008 798	-
	25 518 022	23 330 831
Deferred taxation at 28%	7 145 046	6 532 633
12. Trade and other receivables		
Trade receivables		
South African Post Office	300 000	300 000
Less: Provision for doubtful debts	(300 000)	-
	-	300 000
Other receivables		
Deposits	54 000	54 000
Staff loans	36 099	158 386
South African Revenue Services ("SARS")	1 596 071	1 596 071
Value Added Taxation	3 745 281	17 854 534
FIFA World Cup tickets	303 936	350 936
Other	4 823 560	4 672 345
Less: Provision for doubtful debts	(7 669 987)	(4 470 832)
	2 888 960	20 215 440
	2 888 960	20 515 440

The average credit period on trade receivables at year end is 20 days. No interest is charged on outstanding trade receivables.

Before accepting any new sponsorship, the League performs valuations on the potential sponsors to assess the potential sponsor's credit quality and defines credit limits by customer.

Included in the League's trade and other receivable balance are debtors with a carrying amount of R7 669 987 (2012: R4 470 832) which are past due at the reporting date for which the entity has raised a provision for doubtful debts. The entity does not hold any collateral over these balances.

Ageing of past due

	Up to six months	Six months to one year	More than one year	Total
	R	R	R	R
2013 - (Impaired)				
Trade receivables	-	-	300 000	300 000
Other receivables	-	-	7 669 987	7 669 987
	-	-	7 969 987	7 969 987
2012 - (Not impaired)				
Trade receivables	-	-	300 000	300 000

Trade receivables that are past due are individually assessed. Sponsors with no history of default and from whom the full amounts are expected to be recovered are not provided for. The individually impaired receivables relate to sponsors that are experiencing unexpected economic difficulties.

Management considers that the carrying amount of trade and other receivables approximates their fair value.

National Soccer League
Notes to the annual financial statements (continued)
for the year ended 31 July 2013

	31/07/2013	31/07/2012
	R	R
13. Long-term liabilities		
Mortgage bonds	3 498 173	4 435 910
Less: current portion of long-term liabilities	(936 964)	(639 099)
	2 561 209	3 796 811

The mortgage bonds are secured by land and buildings, as detailed in note 10, with a net book value of R21 484 256 (2012: R21 484 256).

The mortgage bonds are repayable in monthly instalments ranging between R23 969 and R73 282 per month with the last repayment date of 31 August 2020. Interest is charged at the bank prime overdraft rate plus 0,5 % per annum.

Management considers that the carrying amount of long-term liabilities approximates their fair value.

Reconciliation of future payments:

Instalment sale agreements

	Within one year	Two to five years	Over five years	Total
	R	R	R	R
Mortgage bonds				
Parktown	936 964	2 111 975	449 235	3 498 173

	31/07/2013	31/07/2012
	R	R
14. Trade and other payables		
Accruals	3 845 068	11 662 540
Competition expenses	10 702 242	262 192
Commissions	1 732 228	-
Finder's fee	-	5 104 349
Pay-as-you-earn (PAYE)	808 164	951 035
SARS liability (PAYE and VAT)	-	12 441 063
South African Football Association (SAFA)	7 980 000	7 980 000
Trade and other creditors	4 585 807	2 434 282
	29 653 509	40 834 707
Management considers that the carrying amount of trade and other payables approximates their fair value.		
15. Provisions		
Provisions	2 159 046	2 109 937

Provisions

	Provision for bonuses	Provision for leave pay	Total
	R	R	R
At 1 August 2012	621 866	1 488 071	2 109 937
Movement in statement of comprehensive income	247 799	(198 690)	49 109
At 31 July 2013	869 665	1 289 381	2 159 046

Provision for bonuses:

The provision for bonuses represents the bonus payments that have accrued to employees.

Leave pay:

The provision relates to employees' leave entitlement at year end and is calculated using total cost to company.

Provisions are measured at the Executive Committee's best estimate of the expenditure required to settle the obligation at the reporting date, and are discounted to present value where the effect is material.

National Soccer League
Notes to the annual financial statements (continued)
for the year ended 31 July 2013

	31/07/2013	31/07/2012
	R	R
16. Cash (used in) from operating activities		
Loss from operations	(11 219 060)	(17 162 679)
Adjustments for:		
Depreciation	3 584 324	3 201 743
(Decrease) increase in provisions	49 109	(556 136)
Profit on disposal of property, plant and equipment	-	(139 044)
Operating profit before working capital changes	(7 585 627)	(14 656 116)
Adjustments for working capital changes:		
Decrease in trade and other receivables	17 626 480	3 580 280
Decrease (increase) in balances due by teams	1 543 550	1 929 481
(Decrease) increase in trade and other payables	(11 181 299)	12 222 285
(Increase) decrease in balances due to teams	2 066 355	(16 764 770)
Increase in income received in advance	83 640 450	-
	93 695 538	967 276
Cash (used in) from operating activities	86 109 909	(13 688 840)
17. Taxation paid		
Amounts overpaid at beginning of the year	-	1 475 983
Amounts credited to the income statement (excluding deferred taxation)	-	23 806
Amounts unpaid at end of the year	-	-
	-	1 499 789
18. Additions to property, plant and equipment to maintain operations		
Total additions per property, plant and equipment (note 10)	1 148 749	4 894 948

	31/07/2013	31/07/2012
	R	R
19. Proceeds on disposal of property, plant and equipment		
Book value of property, plant and equipment	-	58 325
Profit on disposal of property, plant and equipment	-	139 046
Proceeds on disposal property, plant and equipment	-	197 371
20. Cash and cash equivalents		
Bank balances and cash	87 536 953	216 970
Bank overdraft	(1 894)	(1 745 883)
	87 535 059	(1 528 913)

Bank balances and cash comprise cash held by the League and short term deposits with an original maturity of three months or less. The carrying amounts of these assets approximate their fair value.

Securities are held over the following items:	R
Home loan account number 8151111678401	3 500 000
Mortgage Bond – ERF 309 Parktown of Nedbond	2 000 000
Mortgage Bond – ERF 215, RE PTN 1 of ERF 216 Parktown	2 000 000
Extent of facilities:	
Overdraft – current account	2 000 000

21. Post retirement benefits

The provident fund has been registered in terms of the Pension Funds Act No. 24 of 1956. The fund is a defined contribution plan. The National Soccer League makes monthly contributions to the scheme at a rate of 6% of members' monthly salaries as defined in the rules of the scheme. The amount due to the provident fund as at 31 July 2013 is R94 731 (2012: R94 731). The contributions for the year amounted to R668 655 (2012: R758 931).

National Soccer League
Notes to the annual financial statements (continued)
for the year ended 31 July 2013

	31/07/2013	31/07/2012
	R	R
22. Related party transaction		
The following related party transaction occurred during the year:		
- Remuneration	1 156 500	1 189 433
- Honoraria	3 352 000	3 000 000
Related party transactions are defined as transactions with Board of Governors, members of the Executive Committee and all other sub-committees, and entities over which they have significant influence or control.		
23. Employee information		
Number of employees	41	44

24. Financial instruments

Exposure to interest rate and credit risk arises in the normal course of the League's business.

Interest rate risk

The League manages liquidity risk through the compilation and monitoring of cash flow forecasts, as well as ensuring that adequate borrowing facilities and resources are maintained within the League.

Interest rate sensitivity analysis

The sensitivity analysis below has been determined based on the exposure to interest rates for deposits and the overdraft facility. A 50 basis point increase or decrease in interest rates is used as this was the movement noted in interest rates during the financial period.

If interest rates had been 50 basis points higher / lower and all other variables were held constant, the entity's: Profit for the year ended 31 July 2013 would have decreased / increased by R437 685 (2012: R7 645).

The League only deposits cash surpluses with major banks of high quality credit standing.

Credit risk management

Credit risk relates to the potential exposure on trade receivables. Credit exposure in respect of trade receivables is controlled by a review of outstanding accounts receivable by management. At 31 July 2013, the League did not consider there to be any significant concentration of credit risk which had not been adequately provided for.

Liquidity risk management

The League manages liquidity risk by reviewing the bank and cash balances on a regular basis.

Fair values

The carrying values of the financial instruments reflected in the statement of financial position are substantially equal to the fair values of these items.

Capital risk management

The League manages its capital to ensure that it will be able to continue as a going concern. The capital structure of the League consists of debt, cash and cash equivalents and team guarantees.

There were no changes in the League's objective, or policies and processes for managing capital from the previous financial year. The League is not subject to externally imposed capital requirements.

Fair value of financial instruments

At 31 July 2013 the carrying amounts of cash and cash equivalents, trade and other receivables, including balances due by the teams and trade and other payables, balances due to teams, and provisions approximate their fair values due to the short-term maturities of these assets and liabilities. The maturity analysis of the non-current financial liabilities, which comprises of the instalment sale liabilities and long-term liabilities has been included in note 13. The net fair value of the League's financial assets and liabilities are stated below:

	31/07/2013	31/07/2012
	R	R
Categories of financial instruments		
Financial assets		
Loans and receivables (including cash and cash equivalents)	92 347 072	24 197 102
Cash and cash equivalents	87 536 953	216 970
Trade and other receivables	2 888 960	20 515 423
Balances due by teams	1 921 159	3 464 709
Financial liabilities		
Amortised cost	53 562 623	65 310 282
Trade and other payables	29 653 510	40 834 807
Long-term liabilities	2 561 209	3 796 811
Current portion of long-term liabilities	936 964	639 099
Balances due to teams	18 250 000	16 183 745
Bank overdraft	1 894	1 745 883
Provisions	2 159 046	2 109 937

National Soccer League
Detailed statement of comprehensive income
for the year ended 31 July 2013

	31/07/2013	31/07/2012
	R	R
REVENUE		
Broadcasting rights		
SuperSport International	350 000 000	285 000 000
Sponsorships - Premier League		
ABSA	105 000 000	91 893 175
Sponsorships - Cup Competitions		
MTN 8	33 500 000	29 322 280
Telkom Knockout	44 110 355	38 356 831
Nedbank Cup	66 000 000	57 441 620
	143 610 355	125 120 731
Supplier cash contributions		
Coca-Cola	-	8 591 516
Phumelela Gaming & Leisure	1 322 935	-
SA Breweries	15 000 000	13 431 842
Telkom 8ta	20 000 000	-
Vodacom	-	15 669 571
	36 322 935	37 692 929
Total revenue from sponsorships	634 933 290	539 706 835

	31/07/2013	31/07/2012
	R	R
OTHER INCOME		
Share of revenue from competition gate takings		
MTN 8	2 679 480	7 182 932
Telkom Knockout	2 215 978	4 926 832
Nedbank Cup	4 994 326	3 567 365
	9 889 784	15 677 129
Income from members		
Appeal fee	-	(6 700)
Arbitration fee - DRC	227 759	79 562
DC Costs Recovered	272 446	306 120
Fines	126 283	328 074
	626 488	707 056
Other income		
Commissions - Super Six	-	1 062 308
Other income	926 785	1 128 486
	926 785	2 190 794
Total other income	11 443 057	18 574 979

National Soccer League
Detailed statement of comprehensive income (continued)
for the year ended 31 July 2013

	31/07/2013	31/07/2012
	R	R
ADMINISTRATION COSTS		
Affiliates fees – South African Football Association	1 000 000	1 000 000
Accounting fees	129 015	-
Auditor's remuneration	1 482 360	1 375 384
Bad debts	3 499 155	4 506 832
Bank charges	425 396	268 674
Bursary	59 889	91 456
Cleaning expenses	104 815	166 633
Commissions – sponsorships	5 182 228	21 786 602
- Telkom	290 133	3 835 683
- Nedbank Cup	427 919	5 771 162
- ABSA Premiership	655 340	6 337 388
- MTN	208 886	2 932 228
- SAB	3 600 000	1 343 184
- Vodacom	-	1 566 957
Computer maintenance	855 621	716 839
Courier and postage	245 848	281 174
Depreciation	3 584 324	3 201 743
Disciplinary Committee – fee	1 141 250	321 250
DRC members fees	1 692 061	1 759 330
Donations	245 949	1 264 289
Entertainment	401 420	470 562
Equipment rental	1 590 656	1 266 954
Executive Committee remuneration	1 156 500	1 189 433
Honoraria	3 352 000	3 044 000
- Executive Committee	3 300 000	3 000 000
- Ex gratia payments	52 000	44 000
Insurance	9 062 462	9 169 440
Legal fees	6 041 640	1 282 386

	31/07/2013	31/07/2012
	R	R
Long outstanding cheques reversed	-	(379 315)
Meeting expenses	441 142	559 944
Motor vehicle expenses	298 323	518 473
Office and general expenses	1 487 370	628 449
Rates and taxes	300 926	358 371
Rent, water and electricity	837 782	704 813
Repairs and maintenance	574 412	1 743 476
Security expenses	762 114	727 055
Travel agent administration fee	3 288 478	2 856 448
Skills development levy and staff development	318 630	458 879
Stationery and printing	507 311	541 086
Subscriptions and publications – newspaper and magazines	494 030	195 674
VAT input tax denied	1 718 497	2 732 503
Corporation costs	3 685 281	2 083 290
Telephones, cell phones and fax	1 775 755	1 937 805
- Office	762 969	790 894
- Cellular phone – PSL	797 704	936 328
- Cellular phone – Marketing and Media	14 462	59 390
- Cellular phone – security	8 000	21 136
- Cellular phone – football	36 865	21 900
- Video conferencing	155 755	108 157
Travel and accommodation	3 265 087	4 429 367
- Board of Governors	983 269	1 760 867
- Executive Committee	1 020 818	184 362
- NSL staff – local travel	1 261 000	2 441 405
- NSL other – international travel	-	25 239
- NSL other – CEO travel	-	17 494
	61 007 776	77 230 155

National Soccer League
Detailed statement of comprehensive income (continued)
for the year ended 31 July 2013

	31/07/2013	31/07/2012
	R	R
COMPETITION EXPENDITURE		
Commissioners' fees	2 223 576	2 015 813
Referees – basic fees	2 362 931	2 338 656
Referees – match fees	6 771 875	6 733 153
Security expenses – allowances	64 800	151 250
Security fees – referees	604 616	557 487
Kit expenses	1 264 039	914 041
Other competition costs	-	(2 169 157)
Tournament activation costs	849 642	1 977 227
- MTN8 Cup	219 365	301 223
- Telkom Knockout Cup	225 894	1 306 397
- ABSA Premiership	159 936	159 200
- National First Division	1 322	1 448
- Nedbank Cup	243 125	208 959
Participation SAFA teams – Nedbank Cup	1 000 000	1 000 000
CAF Participation	2 000 000	2 000 000
Opening and closing billboards	4 400 000	4 400 000
Board placements	8 982 160	8 126 999
Reimbursement – Sponsor tickets	10 809 649	6 315 789
Referee and player awards	4 305 849	2 139 129
Electronic substitution boards	315 000	-
Gate takings expenses	15 404 726	18 667 744
- ABSA Premiership	557 838	202 528
- MTN8	3 276 216	5 283 887
- Telkom Charity	13 840	-
- Nedbank Cup	8 041 913	5 490 887
- NFD – Playoffs	140 596	28 587
- Telkom Knockout Cup	3 374 323	7 661 855

	31/07/2013	31/07/2012
	R	R
Prize Money	83 850 000	77 600 000
- ABSA Premiership	29 500 000	29 500 000
- National First Division	1 000 000	1 000 000
- MTN8	8 000 000	8 000 000
- Nedbank Cup	15 300 000	15 300 000
- Telkom Knockout	10 200 000	10 200 000
- Q-innovation	6 250 000	-
- Team participation fee – MTN8	5 600 000	5 600 000
- Team participation fee – Telkom Knockout Cup	4 000 000	4 000 000
- Team participation fee – Nedbank Cup	4 000 000	4 000 000
Travel and accommodation	21 756 469	38 522 534
- Commissioners' expenses	903 538	1 883 108
- Referees	9 024 055	7 498 277
- Security	2 688 455	2 055 754
- Match co-ordinators	5 040 154	-
- PSL officials	631 657	675 236
- Teams	3 468 610	26 410 159
Total competition expenditure	166 963 335	171 290 665



PSL Place, 2 Winchester Road, Corner Jan Smuts Avenue, Parktown, 2193
P.O. Box 15740, Doornfontein, South Africa, 2028

Tel: +27 11 715 2500 **Fax:** +27 11 482 9285

E-mail: info@psl.co.za **website:** www.psl.co.za