



# 2013 MICHIGAN FOOTBALL



HAIL TO THE VICTORS VALIANT HAIL TO THE CONQUERING HEROES

11 NATIONAL TITLES

42 BOWL GAME APPEARANCES

42 BIG TEN TITLES

134 YEARS OF MICHIGAN FOOTBALL

ATHLETIC MEDIA RELATIONS • 1100 SOUTH STATE STREET • ANN ARBOR, MICHIGAN • OFFICE (734) 763-4423 • FAX (734) 647-1188 • MGOBLUE.COM

**DID YOU KNOW?**

- Michigan has the longest active home winning streak among BCS conference teams, claiming 16-straight games at Michigan Stadium.
- Last week's announced crowd of 115,109 for the Michigan-Notre Dame game set a new all-time attendance record for a football game -- college or NFL -- and broke the Michigan Stadium attendance record.
- The Wolverines' win over Notre Dame on Sept. 7 was the Wolverines' 400th in Michigan Stadium history.
- U-M's 59 points against Central Michigan (Aug. 31) were the most by a Michigan team in a season opener since a 65-0 win over Ohio Wesleyan on Sept. 30, 1905.
- WR **Jeremy Gallon** has posted a reception in 28-straight games.
- Dating back to last season, Gallon has six touchdown catches over his last three games.
- QB **Devin Gardner** has recorded at least two touchdowns in seven consecutive games.
- Gardner's 376 total yards last week against Notre Dame rank as the ninth-greatest single-game effort in Michigan program history.
- K **Brendan Gibbons** has made a program record 16 consecutive field goals dating back to last season.
- U-M has won 18 consecutive games at Michigan Stadium in the month of September.
- **Brady Hoke** is the first Michigan head coach to go undefeated at home in his first two seasons at U-M since Fielding Yost (1901-02).
- With its win vs. Michigan State last season (Oct. 20), Michigan became the first program in NCAA history to reach 900 wins.
- Under the guidance of defensive coordinator **Greg Mattison**, Michigan has finished back-to-back seasons ranked in the top-20 in total defense for the first time since 1997-98.

**TABLE OF CONTENTS**

Game Day Information.....1  
 Quick Facts.....2-3  
 Tale of the Tape.....4  
 National Polls.....9  
 U-M Record When ..... 10  
 Game Notes..... 4-11  
 Starting Lineups ..... 12  
 Depth Chart..... 13  
 Rosters..... 14-17  
 Brady Hoke ..... 18-19  
 Coaching and Support Staff..... 19  
 Individual Career Bests.....20-21  
 Michigan Stadium.....22  
 Game Recaps .....23-24

**Akron Zips (1-1, 0-0 Mid-American Conference) vs. #11/#12 Michigan Wolverines (2-0, 0-0 Big Ten Conference)**

**GAME 3: Saturday, September 14, 2013 • 12:01 PM ET  
 Michigan Stadium (109,901), Ann Arbor, Mich.**



**Series vs. Akron:** First Meeting  
**Last Meeting vs. Akron:** First Meeting  
**Television:** BTN  
**Radio:** Michigan IMG Sports Network  
**Live Stats:** MGoBlue.com



**GAMEDAY QUICK HITS**

**TELEVISION COVERAGE**  
 BTN

Play-by-Play - Kevin Kugler  
 Color Analyst - Chuck Long  
 Sideline Reports - Lisa Byington

**RADIO COVERAGE**

• The Michigan Football Radio Network is comprised of 40 affiliates in addition to Armed Services Radio and SiriusXM (channels 92 and 192). Frank Beckmann handles play-by-play with Jim Brandstatter serving as the color analyst. Doug Karsch provides sideline reports.

**WOLVERINES AND THE ZIPS**

This will be U-M's first-ever meeting with Akron, but the Wolverines' second encounter with a Mid-American Conference opponent this season. The Maize and Blue opened up the 2013 campaign against a MAC foe, earning a 59-9 home victory over Central Michigan on Aug. 31.

**First-Time Matchups**

Akron becomes the 145th different opponent to face the Wolverines in 134 years of gridiron action. The Michigan football team has compiled a 115-25-4 all-time record in first-time games with a school. A first-time meeting has taken place in bowl games on 15 occasions, with the Wolverines holding an 8-7 record.

**STREAKS TO WATCH**

- WR **Jeremy Gallon** has posted a reception in 28-straight games.
- QB **Devin Gardner** has recorded at least two touchdowns in seven consecutive games.
- After connecting on two field goals in last week's win over Notre Dame, K **Brendan Gibbons** has made a program record 16 consecutive field goals dating back to the Purdue game on Oct. 6, 2012.
- Gibbons has also converted 110-straight PATs, which ranks second in program history behind J.D. Carlson (126, 1988-91).
- Under head coach **Brady Hoke**, Michigan has won 16-straight games at Michigan Stadium -- the longest active home winning streak among BCS conference teams.

**2013 SCHEDULE AND RESULTS**

DATE.....	RANK.....	OPPONENT .....	RESULT .....	TIME.....	TV.....	ATTEND.
Aug. 31.....	17/ - .....	CENTRAL MICHIGAN.....	59-9 .....	3:42 p.m.....	BTN .....	112,618
Sept. 7.....	17/14 .....	NOTRE DAME.....	41-30 .....	8:12 p.m.....	ESPN .....	115,109
Sept. 14.....	11/ - .....	AKRON .....	.....	12:01 p.m.....	BTN .....	.....
Sept. 21 .....	- / - .....	at Connecticut.....	.....	TBA .....	.....	.....
Oct. 5.....	- / - .....	MINNESOTA* (HC) .....	.....	3:30 p.m.....	.....	.....
Oct. 12 .....	- / - .....	at Penn State.....	.....	5:00 p.m.....	.....	.....
Oct. 19 .....	- / - .....	INDIANA* .....	.....	3:30 p.m.....	BTN .....	.....
Nov. 2.....	- / - .....	at Michigan State.....	.....	TBA .....	.....	.....
Nov. 9.....	- / - .....	NEBRASKA* .....	.....	TBA .....	.....	.....
Nov. 16.....	- / - .....	at Northwestern .....	.....	TBA .....	.....	.....
Nov. 23.....	- / - .....	at Iowa.....	.....	TBA .....	.....	.....
Nov. 30.....	- / - .....	OHIO STATE*.....	.....	TBA.....	.....	.....
Dec. 7 .....	- / - .....	Big Ten Championship.....	.....	TBA .....	FOX.....	.....

All Times Eastern  
 \* Big Ten Games  
**Home Games Bold at Michigan Stadium**  
 Rank (U-M / Opponent) from the Associated Press Top 25 Poll

# MICHIGAN FOOTBALL QUICK FACTS

## MEDIA RELATIONS

**Phone:** (734) 763-4423  
**Fax:** (734) 647-1188  
**Internet Site:** MGoBlue.com

**Mailing Address:**  
 Public and Media Relations  
 University of Michigan  
 1100 S. State St.  
 Ann Arbor, MI 48109-2201

**ASSOCIATE A.D.**  
 David Ablauf (dablauf@umich.edu)

**FOOTBALL**  
 Justin Dickens (dickensj@umich.edu)

**SECONDARY FOOTBALL/MEN'S TENNIS**  
 Zach Eisendrath (zeisen@umich.edu)

**PUBLICATIONS**  
 Barb Cossman (bcossman@umich.edu)

**MEN'S BASKETBALL**  
 Tom Wywrot (twywrot@umich.edu)

**WRESTLING/WATER POLO/FIELD HOCKEY**  
 Leah Howard (lchoward@umich.edu)

**WOMEN'S SWIMMING AND DIVING/ SOFTBALL**  
 Michael Kasiborski (mkasibor@umich.edu)

**VOLLEYBALL/BASEBALL**  
 Kent Reichert (kereiche@umich.edu)

**WOMEN'S SOCCER/WOMEN'S GYMNASTICS/MEN'S SWIMMING AND DIVING**  
 Brad Rudner (brudner@umich.edu)

**ICE HOCKEY/WOMEN'S ROWING**  
 Jeff Weinstein (weinstej@umich.edu)

**WOMEN'S BASKETBALL/WOMEN'S TENNIS**  
 Sarah VanMetre (vanmetre@umich.edu)

**WOMEN'S LACROSSE/ MEN'S AND WOMEN'S GOLF**  
 Whitney Dixon (whitdix@umich.edu)

**MEN'S SOCCER/MEN'S GYMNASTICS/MEN'S LACROSSE**  
 Scott Kemps (skemps@umich.edu)

**MEN'S AND WOMEN'S TRACK AND FIELD AND CROSS COUNTRY**  
 TBA

**DIRECTOR OF INTERNET**  
 Jon Ripperger (ripp@umich.edu)

**INTERNET**  
 Matt Baumer (mbaumer@umich.edu)

**ADMINISTRATIVE ASSISTANT SENIOR**  
 Tara Preston (tlap@umich.edu)

**ADMINISTRATIVE ASSISTANT**  
 Joan Medrich (jmedrich@umich.edu)

## UNIVERSITY INFORMATION

**School:** University of Michigan  
**Location:** Ann Arbor, Mich.  
**Enrollment:** 41,942  
**Founded:** 1817  
**University President:** Mary Sue Coleman  
**Director of Athletics:** Dave Brandon  
**Nickname:** Wolverines  
**Colors:** Maize and Blue  
**Band:** Michigan Marching Band  
**Fight Song:** The Victors  
**Conference:** Big Ten

## FOOTBALL INFORMATION

**First Year of Varsity Status:** 1879  
**All-Time Record:** 905-315-36 (134th season)  
**All-Time Big Ten Record:** 479-188-18 (106th season)  
**National Titles:** 11  
**Big Ten Championships:** 42  
**Bowl Games (Record):** 42 (20-22)  
**Consensus All-Americans:** 78  
**First-Team All-Big Ten Selections:** 404

## MICHIGAN STADIUM

**Completed:** 1927 (86th season)  
**Stadium Capacity:** 109,901  
**Surface:** FieldTurf (artificial)  
**Largest Crowd (Opp., Year):** 115,109 (Notre Dame, 2013)  
**Record at Michigan Stadium:** 400-120-15  
**Consecutive 100,000-plus Crowds:** 246 (Nov. 8, 1975 to current)

## 2013 SEASON

**Overall Record:** 2-0 (1,000)  
**Big Ten Record:** 0-0 (.000)  
**Home:** 2-0 / **Away:** 0-0 / **Neutral:** 0-0

## MICHIGAN HEAD COACHES

Brady Hoke .....	2011-present .....	21-7 .....	(.750)
Rich Rodriguez .....	2008-10 .....	15-22 .....	(.405)
Lloyd Carr .....	1995-2007 .....	122-40 .....	(.753)
Gary Moeller .....	1990-94 .....	44-13-3 .....	(.758)
Bo Schembechler .....	1969-89 .....	194-48-5 .....	(.796)
Bump Elliott .....	1959-68 .....	51-42-2 .....	(.547)
Bennie Oosterbaan .....	1948-58 .....	63-33-4 .....	(.650)
Fritz Crisler .....	1938-47 .....	71-16-3 .....	(.806)
Harry Kipke .....	1929-37 .....	46-26-4 .....	(.632)
Tad Wieman .....	1927-28 .....	9-6-1 .....	(.594)
George Little .....	1924 .....	6-2 .....	(.750)
Fielding Yost .....	1901-23, 1925-26 .....	165-29-10 .....	(.833)
Biff Lea .....	1900 .....	7-2-1 .....	(.750)
Gustave Ferbert .....	1897-99 .....	24-3-1 .....	(.875)
William Ward .....	1896 .....	9-1 .....	(.900)
William McCauley .....	1894-95 .....	17-2-1 .....	(.875)
Frank Barbour .....	1892-93 .....	14-8 .....	(.636)
M. Murphy/F. Crawford .....	1891 .....	4-5 .....	(.444)

## FOOTBALL HISTORY

First Year of Football ..... 1879  
 All-Time Record ..... 905-315-36 (.735)  
 All-Time Conference Record ..... 479-188-18 (.712)  
 All-Time Bowl Record ..... 20-22 (.476)

National Championships ..... 11  
 1901, 1902, 1903, 1904, 1918, 1923, 1932, 1933, 1947, 1948, 1997

Conference Championships ..... 42  
 1898, 1901, 1902, 1903, 1904, 1906, 1918, 1922, 1923, 1925, 1926, 1930, 1931, 1932, 1933, 1943, 1947, 1948, 1949, 1950, 1964, 1969, 1971, 1972, 1973, 1974, 1976, 1977, 1978, 1980, 1982, 1986, 1988, 1989, 1990, 1991, 1992, 1997, 1998, 2000, 2003, 2004

Bowl Appearances ..... 42  
 1901, 1947, 1950, 1964, 1969, 1971, 1975, 1976, 1977, 1978, 1979, 1980, 1981, 1982, 1983, 1984, 1985, 1986, 1987, 1988, 1989, 1990, 1991, 1992, 1993, 1994, 1995, 1996, 1997, 1998, 1999, 2000, 2001, 2002, 2003, 2004, 2005, 2006, 2007, 2010, 2011, 2012

Undefeated Seasons ..... 23  
 1879, 1880, 1884, 1885, 1886, 1887, 1898, 1901, 1902, 1903, 1904, 1910, 1918, 1922, 1923, 1930, 1932, 1933, 1947, 1948, 1973, 1992, 1997

10+ Win Seasons ..... 26  
 1898, 1901, 1902, 1903, 1904, 1905, 1947, 1971, 1972, 1973, 1974, 1976, 1977, 1978, 1980, 1985, 1986, 1989, 1991, 1997, 1998, 1999, 2002, 2003, 2006, 2011

Most Consecutive Wins ..... 29 (Sept. 28, 1901 – Oct. 31, 1903)  
 All-Time Points Scored ..... 31,345  
 First-Team All-Americans ..... 129 (78 consensus)  
 First-Team All-Big Ten Players ..... 404 (No. 1 in the Big Ten)  
 Heisman Trophy Winners ..... 3 (1941, 1991, 1997)  
 Years with U-M Player in Heisman Top 10 ..... 26  
 National Award Winners ..... 11  
 College Football Hall of Fame Members ..... 36  
 All-Time NFL Draft Picks ..... 339 (two No. 1 picks)  
 All-Time First Round Picks ..... 50  
 Michigan on TV ..... 446 Games; 292-146-8 (No. 1 nationally)  
 First TV Game ..... U-M 55, MSU 0 (Sept. 27, 1947 on WWJ-TV)

## MICHIGAN FOOTBALL BY DECADE

2010s .....	28-13 .....	(.683)
2000s .....	81-43-0 .....	(.653)
1990s .....	93-26-3 .....	(.775)
1980s .....	90-29-2 .....	(.752)
1970s .....	96-16-3 .....	(.848)
1960s .....	55-40-0 .....	(.579)
1950s .....	52-36-3 .....	(.588)
1940s .....	74-15-3 .....	(.821)
1930s .....	53-26-4 .....	(.663)
1920s .....	58-16-4 .....	(.769)
1910s .....	52-18-6 .....	(.723)
1900s .....	82-8-3 .....	(.898)
1890s .....	72-20-2 .....	(.777)
1880s (no games in 1882) .....	18-9-0 .....	(.667)
1879 .....	1-0-1 .....	(.750)
<b>Overall .....</b>	<b>905-315-36 .....</b>	<b>(.735)</b>

## WEEKLY MEDIA AVAILABILITIES - AKRON

MONDAY	TUESDAY	WEDNESDAY
12:30 P.M. - Head Coach Brady Hoke Press Conference at Junge Family Champions Center	12:00-12:10 P.M. - Head Coach Brady Hoke Big Ten Teleconference Call	12:00 P.M. - Head Coach Brady Hoke available at Glick Field House
1:00 P.M. - Players' Press Conference at Junge Family Champions Center:	12:15 - 12:30 P.M. - Greg Mattison Press Conference at Glick Field House	Time TBA - Players available at Glick Field House (Tentatively: Devin Gardner and Cam Gordon)
Drew Dileo	12:30 - 12:45 P.M. - Al Borges Press Conference at Glick Field House	*All interview requests should be directed to the University of Michigan Public and Media Relations office.
	6:00 P.M. - Players available at Glick Field House (Tentatively: Kyle Kalis, Jack Miller, Dennis Norfleet, Mario Ojemudia and Joe Reynolds)	

### BIG TEN TELECONFERENCE

The Big Ten Teleconferences run throughout the season on a weekly basis, starting Tuesday, Aug. 27. Head coach Brady Hoke will participate on the conference call at 12 p.m. Eastern (11 a.m. Central). The media call-in number can be obtained by calling the Big Ten Conference.

Following is the coaches teleconference lineup:

Time	Coach
<b>12:00</b>	<b>Brady Hoke, Michigan</b>
12:10	Gary Andersen, Wisconsin
12:20	Bo Pelini, Nebraska
12:30	Mark Dantonio, Michigan State
12:40	Kirk Ferentz, Iowa
12:50	Jerry Kill, Minnesota
1:00	Tim Beckman, Illinois
1:10	Darrell Hazell, Purdue
1:20	Bill O'Brien, Penn State
1:30	Pat Fitzgerald, Northwestern
1:40	Urban Meyer, Ohio State
1:50	Kevin Wilson, Indiana

### MICHIGAN RADIO NETWORK

In its 11th season as a division of IMG College, the Michigan Sports Network represents one of the largest and most-listened to college sports network in the Midwest. Anchored by WWJ-AM (950) in Detroit, the Michigan IMG Radio Network is comprised of 40 affiliate stations in Michigan and Ohio during football season. In addition, U-M football can also be heard on American Armed Forces Radio and is also available on Sirius/XM. Frank Beckmann (play-by-play) and Jim Brandstatter (color) bring the action to you from the booth, with Doug Karsch providing sideline reports and analysis. Following is a list of radio affiliates:

City	Station	Dial Pos.
Alma	WQBX	104.9 FM
Alpena	WATZ	1450 AM
Ann Arbor	WTKA	1050 AM
Battle Creek	WBXX	104.9 FM
Benton Harbor	WSJM	1400 AM
Benton Harbor	WSJM	94.9 FM
Cadillac	WKAD	93.7 FM
Cassopolis	WGTO	910 AM
Charlevoix	WMKT	1270 AM
Charlevoix	WMKT	102.3 FM
Cleveland, Ohio	WHKW	1220 AM
Detroit	WWJ	950 AM
Escanaba	WDBC	680 AM
Flint	WTRX	1330 AM
Frankfort	WBNZ	92.3 FM
Grand Haven	WGHN	1370 AM
Grand Rapids	WOOD	1300 AM
Grayling	WQON	100.3 FM
Ishpeming	WIAN	1240 AM
Jackson	WKHM	970 AM
Kalamazoo	WQLR	1660 AM
Lansing	WQTX	92.1 FM
Ludington	WKZC	94.9 FM
Marine City	WHLX	1590 AM
Marquette	WDMJ	1320 AM
Muskegon	WOOD	106.9 FM
Newberry	WNBX	1450 AM
Niles	WNIL	1290 AM
Oscoda	WWTH	100.7 FM
Petoskey	WMBN	1340 AM
Port Huron	WHLX	1450 AM
Reed City	WBRN	95.1 FM
Rogers City	WHAK	980 AM
Rogers City	WHAK	99.9 FM
Saginaw	WSGW	790 AM
Sault Ste. Marie	WKNW	1400 AM
Sturgis	WBET	1230 AM
Toledo	WXKR	100.7 FM
Traverse City	WTCM	580 AM
Warren/Youngstown, Ohio	WHKZ	1440 AM

U-M football can also be heard on American Armed Forces Radio and is also available on Sirius Satellite Radio.

### INSIDE MICHIGAN FOOTBALL TV SHOW

The Inside Michigan Football TV show presented by PNC Bank returns for its sixth season in 2013. Fox Sports Detroit will air 15 shows throughout the fall, beginning with the premier on Aug. 26 at 5:30 p.m. ET. Wolverines Head Coach Brady Hoke will be joined by host Jim Brandstatter for the 30-minute program that includes game and practice highlights, student-athlete features and in-depth analysis of past and future games. Inside Michigan Football will be broadcast each Monday evening (start time varies from 5:00-6:00 p.m.) from Aug. 26-Nov. 25.

For the second straight season, Inside Michigan Football will be available to fans on the Big Ten Digital Network. The show will be available on MGoBlue.com immediately following its airing on FSD.

### INSIDE MICHIGAN FOOTBALL RADIO SHOW

Head Coach Brady Hoke will appear each week on the Inside Michigan Football Radio Show. The hour-long show originates on WXYT Radio every Wednesday evening at 7 p.m., with Jim Brandstatter hosting the show. The show is broadcast live from Pizza House (PizzaHouse.com) located at 618 Church Street in Ann Arbor. Following are the stations covering the show:

City	Station	Dial Pos.
Alma	WFYC	1280 AM
Alpena	WATZ	1450 AM
Ann Arbor	WTKA	1050 AM
Battle Creek	WBCK	930 AM
Benton Harbor	WSJM	1400 AM
Benton Harbor	WSJM	94.9 FM
Cadillac	WKAD	93.7 FM
Caro	WKYO	1360 AM
Cassopolis	WGTO	910 AM
Charlevoix	WMKT	1270 AM
Charlevoix	WMKT	102.3 FM
Detroit	WXYT	1270 AM
Escanaba	WDBC	680 AM
Flint	WTRX	1330 AM
Frankfort	WBNZ	92.3 FM
Grand Rapids	WMAX	96.1 FM
Grayling	WQON	100.3 FM
Ishpeming	WIAN	1240 AM
Jackson	WKHM	970 AM
Kalamazoo	WQLR	1660 AM
Lansing	WQTX	92.1 FM
Ludington	WKZC	94.9 FM
Marquette	WDMJ	1320 AM
Marine City	WHLX	1590 AM
Niles	WNIL	1290 AM
Petoskey	WMBN	1340 AM
Port Huron	WHLX	1450 AM
Saginaw	WSGW	790 AM
Sturgis	WBET	1230 AM
Toledo, Ohio	W264K	100.7 FM
Traverse City	WTCM	580 AM

### MGOBLUE.COM



TALE OF THE TAPE

2013 STATISTICS

OFFENSE

Michigan	Category	Akron
50.0	Scoring	21.0
461.5	Total Yards	303.0
204.0	Rushing Offense	101.5
257.5	Passing Offense	201.5
160.7	Pass Efficiency	148.0
47	First Downs	29
59%	3rd-Down Conv.	55%
100%	4th-Down Conv.	--
2	Sacks Allowed	5
91%	Red Zone Offense (TD Eff.)	100%
100%	Red Zone Offense (Scoring Eff.)	100%
8.0	Punt Returns	9.8
26.3	Kick Returns	19.5
36.2	Avg. Punting	46.3
31.8	Net Punting	44.0
3-of-3	Field Goals	0-of-0
13-105	Penalties	13-119
0	Turnover Margin	-1
34:10	Time Of Possession	24:30

2013 STATISTICS

DEFENSE

Michigan	Category	Akron
19.5	Scoring	35.5
310.0	Total Yards	487.0
81.0	Rushing Offense	172.5
229.0	Passing Offense	314.5
100.1	Pass Efficiency	169.5
35	First Downs	49
41%	3rd-Down Conv. Allowed	53%
0%	4th-Down Conv. Allowed	67%
5	Sacks By	7
25%	Red Zone Defense (TD Eff.)	70%
75%	Red Zone Defense (Scoring Eff.)	100%
18.0	Punt Returns	2.7
26.3	Kick Returns	21.4
39.7	Avg. Punting	41.2
33.0	Net Punting	31.4
6-of-6	Field Goals Against	3-of-3
12-107	Penalties	10-82
25:50	Opponent Time Of Possession	35:29

MICHIGAN VS. MID-AMERICAN CONFERENCE

- Michigan is 32-1 against teams currently in the Mid-American Conference.
- The Wolverines opened up the 2013 season against a MAC foe, earning a 59-9 home victory over Central Michigan on Aug. 31.

HOKE VS. MID-AMERICAN CONFERENCE

- Head coach **Brady Hoke** is 31-21 all-time against Mid-American Conference teams.
- Hoke went 27-20 against MAC schools in six seasons as head coach at Ball State (2003-08).
- Hoke is 2-1 all-time against Akron.

U-M HEAD-TO-HEAD AGAINST TEAMS IN MAC

School	W	L	T	Pct.
Akron	0	0	0	.000
Ball State	1	0	0	1.000
Bowling Green	2	0	0	1.000
Buffalo	1	0	0	1.000
Central Michigan	4	0	0	1.000
Eastern Michigan	1	0	0	1.000
Kent State	0	0	0	.000
Miami (Ohio)	5	0	0	1.000
Northern Illinois	1	0	0	1.000
Ohio	0	0	0	.000
Toledo	0	1	0	.000
UMass	2	0	0	1.000
Western Michigan	6	0	0	1.000
<b>Totals</b>	<b>32</b>	<b>1</b>	<b>0</b>	<b>.969</b>

LAST WEEK...

- Senior/Junior quarterback **Devin Gardner** accounted for 376 yards of total offense and five touchdowns, while fifth-year senior wide receiver **Jeremy Gallon** set career highs in both receiving yards (184) and touchdowns (three) to guide the No. 17-ranked University of Michigan football team to a 41-30 victory over No. 14 Notre Dame on Saturday, Sept. 7, in the second-ever night game at Michigan Stadium. The win marked the program's 400th at the Big House.
- Right before kickoff, Gardner was awarded the No. 98 jersey, the number designated to newly minted Michigan Football Legend Tom Harmon. The U-M quarterback is the first player to wear that number since Harmon in 1940, a span of 73 years. Gardner went 21-of-33 for 294 yards and four touchdowns through the air, adding 13 rushes for 82 yards and one touchdown. Michigan fifth-year senior running back **Fitzgerald Toussaint** carried the ball 22 times for 71 yards.
- With Michigan clinging to a four-point lead late in the fourth quarter, Gardner orchestrated a 10-play, 75-yard drive that ended with a four-yard touchdown pass to senior wide receiver **Drew Dileo**, putting the Wolverines back ahead by two scores at 41-30 with 4:18 to play.

WOLVERINES FACE TOUGH SCHEDULE IN 2013

- Four of Michigan's 12 regular-season opponents posted 10+ victories in 2012 -- Ohio State (12-0), Notre Dame (12-1), Northwestern (10-3) and Nebraska (10-4).
- Six of the Wolverines' 12 regular-season opponents received bowl bids in 2012, while compiling a 52-27 record (.659 winning percentage)
- U-M faces arguably its toughest stretch in November, going up against four consecutive Legends Division foes -- at Michigan State (Nov. 2), vs. Nebraska (Nov. 9), at Northwestern (Nov. 16) and at Iowa (Nov. 23) -- before concluding its regular-season slate by hosting Ohio State in the 110th edition of "The Game" on Nov. 30.

MAKING HISTORY

The announced crowd of 115,109 fans at the Big House for the U-M/Notre Dame football game on Sept. 7 set a new all-time attendance record for a football game -- college or NFL -- and broke the Michigan Stadium attendance record. The previous Michigan Stadium record was 114,804, established at U-M's previous home game vs. Notre Dame on Sept. 10, 2011.

HOME-FIELD ADVANTAGE

- Under head coach **Brady Hoke**, Michigan has won 16-straight games at Michigan Stadium -- the longest active home winning streak among BCS conference teams.
- The Wolverines have not lost at home since falling to Wisconsin on Nov. 20, 2010.
- Michigan boasted back-to-back undefeated seasons at home for the second time in 35 years; U-M also went perfect at home from 2003-04, posting a 13-0 record over the stretch.
- Hoke is the first Michigan head coach to go undefeated at home in his first two seasons at U-M since Fielding Yost (1901-02).

MICHIGAN'S LONGEST HOME WINNING STREAKS

- Michigan's 16-game home winning streak is the seventh-longest such streak in program history.

Streak	Beginning-Ending
50	1901-1907
28	1969-1973
23	1897-1900
18	1894-1897
17	1976-1978
<b>16</b>	<b>2011-present</b>
16	2002-2005
14	1984-1986
14	1946-1949
14	1925-1927
14	1921-1924
13	1999-2001
13	1917-1919
12	1982-1984
12	1883-1891
11	1931-1933

SEPTEMBER SUCCESS

Dating back to the 2007 season, U-M has won 18 consecutive games at Michigan Stadium in the month of September.

Year	September Home Record
2007	2-2*
2008	2-0
2009	4-0
2010	3-0
2011	4-0
2012	2-0
2013	1-0
<b>Total</b>	<b>18-2</b>

\* U-M has not lost a September home game since falling to Oregon (39-7) at Michigan Stadium of Sept. 8, 2007.

2013 CAPTAINS

- The U-M football team elected four players, seniors **Taylor Lewan**, **Courtney Avery** and **Cam Gordon** and senior/junior **Jake Ryan**, as captains for the 134th team in school history. It marks the third time in Michigan Football history the team will have four captains. The four players were selected in a vote of their teammates during fall camp.

**SEVERAL WOLVERINES ON PRESEASON WATCH LISTS**

Below is a list of 2013 watch lists Wolverines players were named to this preseason:

**Junior Quarterback Devin Gardner**  
Big Ten Players to Watch  
Davey O'Brien Trophy  
Maxwell Award

**Junior Linebacker Jake Ryan**  
Rotary Lombardi Award

**Senior Place-Kicker Brendan Gibbons**  
Lou Groza Award

**Senior Offensive Tackle Taylor Lewan**  
Big Ten Players to Watch  
Maxwell Award  
Outland Trophy  
Rotary Lombardi Award  
Walter Camp

**Sophomore Tight End Devin Funchess**  
John Mackey Award

**HARMON RECOGNIZED AS MICHIGAN LEGEND; GARDNER TO WEAR NO. 98**

- The U-M Athletic Department officially recognized the Wolverines' first Heisman Trophy winner, Tom Harmon, as a Michigan Football Legend on Saturday, Sept. 7, during a pregame ceremony at the Michigan-Notre Dame football game.
- Senior/junior quarterback **Devin Gardner** will wear the famed No. 98 jersey for the remainder of his career, switching from No. 12 prior to last week's game. A Michigan Football Legend patch over the left upper chest will be affixed to the No. 98 jersey worn by Gardner and all other future players donning Harmon's jersey number.

**TAKING THE HELM**

- After stepping in behind center for the final five games last season, senior/junior quarterback **Devin Gardner** will look to guide the U-M offense in 2013.
- Through two games, Gardner has showcased his dual-threat ability, completing 31-of-48 passes for 456 yards and five touchdowns and rushing for a team-high 134 yards and three touchdowns on 20 carries.
- Last week vs. Notre Dame (Sept. 7), Gardner completed 21-of-33 passes for 294 yards and four touchdowns and carried the ball 13 times for a career-best 82 yards and one touchdown.
- As part of his career-best rushing effort against the Fighting Irish, Gardner recorded a career-long 35-yard run in the second quarter. His previous long was 22 yards against Central Michigan (Aug. 31).
- Gardner's 376 total yards of offense against Notre Dame marks the ninth-greatest single-game effort in Michigan program history.
- His four passing touchdowns against Notre Dame were a career best. The last Wolverine quarterback to throw for four touchdowns was Denard Robinson against Notre Dame on Sept. 10, 2011.
- Gardner has accounted for at least two touchdowns in seven consecutive games.
- With Gardner under center, Michigan ranks 10th in the nation -- and second in the Big Ten -- in scoring offense, averaging 50.0 points per game through two contests.
- Gardner connected with eight different receivers in the season opener against Central Michigan (Aug. 31) and followed up that performance by completing passes to eight different targets against Notre Dame (Sept. 7).
- In place of an injured Denard Robinson in 2012, Gardner completed 75-of-126 passes (59.5%) for 1,219 yards and 11 scores and carried the ball 47 times for 101 yards and seven touchdowns.
- Gardner has been selected to the 2013 preseason watch lists for the Davey O'Brien and Maxwell Awards, and is among 10 players on the Big Ten's "Players to Watch" list.

**ELITE COMPANY**

- Senior/junior quarterback **Devin Gardner** joined elite company with his performance vs. Iowa on Nov. 17, 2012. He threw for 314 yards and three touchdowns and rushed for 37 yards and three scores against the Hawkeyes, becoming only the sixth player since 2000 to throw for 300+ yards, pass for three touchdowns and rush for three scores in the same game. Collin Klein (Kansas State), Johnny Manziel (Texas A&M), Keith Price (Washington), Dan Lefevour (Central Michigan) and Kellen Clemens (Oregon) are the only other players to accomplish the feat during that span.
- In the same game, Gardner became the first U-M player to account for six touchdowns in one game since Steve Smith scored three rushing and three passing touchdowns at Minnesota in 1983.
- He also became the first Wolverine player to rush for three touchdowns in one game since Denard Robinson posted three against San Diego State in 2011.

**RETURNING FOR MORE**

- Despite being considered by many analysts as a high first-round selection in the 2013 NFL Draft, fifth-year senior offensive tackle **Taylor Lewan** elected to return to Ann Arbor for his senior season with Team 134.
- Lewan, a three-year starter who has started 37 career games at left tackle -- including 30 consecutive -- looks to become only the ninth Michigan offensive lineman to be a starter for four seasons for the Maize and Blue (must start at least half of team's games each year to qualify). Most recently, Jeff Backus and Steve Hutchinson started on the line from 1997-2000.
- The Cave Creek, Ariz., native has been tabbed a first-team Preseason All-American by ESPN.com, CBSSports.com, SI.com and Sporting News, and named to the 2013 national watch lists for the Outland Trophy and the Maxwell, Rotary Lombardi and Walter Camp Player of the Year Awards.
- Lewan was a 2012 All-America first-team choice by the Walter Camp Football Foundation, Associated Press, ESPN.com and SI.com. He also was named the Big Ten Rimington-Pace Offensive Lineman of the Year and was an All-Big Ten first team choice by the league's coaches and media.

**MR. PRODUCTIVITY**

- Wide receiver **Jeremy Gallon** has posted a reception in 28 consecutive games, which ranks fifth all-time in U-M history. Braylon Edwards owns the program record with a reception in 38-straight games.

**Consecutive Games with a Reception**

Player	Consecutive Games
1. Braylon Edwards	38
2. Jason Avant	35
3. Marquise Walker	32
4. Mercury Hayes	30
5. <b>Jeremy Gallon</b>	<b>28</b>
6. Amani Toomer	26
Adrian Arrington	26
8. David Terrell	25
9. Desmond Howard	24
10. Anthony Cater	20

- Gallon set career highs in both receiving yards (184) and touchdowns (three) against Notre Dame on Sept. 7.
- The fifth-year senior wideout's 184 receiving yards against the Fighting Irish were the most by a U-M receiver since Roy Roundtree posted a program-record 246 yards against Illinois on Nov. 6, 2010, and the sixth most in program history.
- In total, Gallon has posted four career 100-yard receiving efforts, three of which came in 2012. He tallied a career-high nine catches for 145 yards vs. South Carolina in the Outback Bowl on Jan. 1, notched a 133-yard performance vs. Iowa on Nov.

**A LOOK AT THE WOLVERINES ...**

**OFFENSE**

**Offensive Formation:** Pro Style  
**Offensive Starters Returning/Lost:** 5/6  
**Offensive Lettermen Returning/Lost:** 24/12

**RETURNING STARTERS FROM 2012**

Player	Pos.	Ht.	Wt.	Year/Elig.
Devin Gardner	QB	6-4	210	Sr./Jr.
Jeremy Gallon	WR	5-8	187	5th Sr.
Taylor Lewan	LT	6-8	308	5th Sr.
Michael Schofield	RT	6-7	303	5th Sr.
Fitzgerald Toussaint	RB	5-10	200	5th Sr.

**STARTERS LOST FROM 2012**

Player	Pos.	Ht.	Wt.
Ricky Barnum	LG	6-3	296
Mike Kwiatkowski	TE	6-5	262
Elliott Mealer	C. 6-5	308	
Patrick O'mameh	RG	6-4	305
Denard Robinson	QB	6-0	197
Roy Roundtree	WR	6-0	180

**Individual Statistical Rankings in 2012**

Category	Avg.	Big Ten	NCAA
D. Funchess, TD Rec.	5	T-9th	T-112th
D. Gardner, TD Rec.	4	T-13th	T-173rd
J. Gallon, Rec. Avg.	16.9	6th	30th
J. Gallon, Rec. Yards	63.8 avg.	4th	88th

**DEFENSE**

**Defensive Formation:** 4-3  
**Defensive Starters Returning/Lost:** 6/5  
**Defensive Lettermen Returning/Lost:** 21/11

**RETURNING STARTERS FROM 2012**

Player	Pos.	Ht.	Wt.	Year/Elig.
Brennen Beyer	LB	6-3	254	Jr.
Desmond Morgan	WLB	6-1	227	Jr.
Jake Ryan	SLB	6-3	241	Sr./Jr.
Thomas Gordon	FS	5-11	208	5th Sr.
Raymon Taylor	CB	5-10	186	Jr.
Quinton Washington	DT	6-4	305	5th Sr.

**STARTERS LOST FROM 2012**

Player	Pos.	Ht.	Wt.
Will Campbell	DT	6-5	308
Kenny Demens	MLB	6-1	242
J.T. Floyd	CB	6-0	183
Jordan Kovacs	SS	6-0	202
Craig Roh	DE	6-5	281

**Individual Statistical Rankings in 2012**

Category	Avg.	Big Ten	NCAA
J. Ryan, TFL	1.23 avg.	3rd	31st
J. Ryan, Tackles	6.8 avg.	T-20th	--
J. Ryan, Forced Fumbles	4	T-1st	T-20th
D. Morgan, Tackles	7.4 avg.	14th	--

## U-M LEADS NATION IN WINS ALL-TIME

- The Michigan football program extended its lead in all-time NCAA Division 1 FBS victories during the 2013 season.
- Michigan leads the nation in wins (905), followed by Texas (868) and Notre Dame (866).
- Michigan's 905 victories are the most of any institution in all divisions of college football.

### TOP 5 BCS SCHOOLS BY WINNING PERCENTAGE

School	Record	Pct.
1. Michigan	905-315-36	.735
2. Notre Dame	866-302-42	.733
3. Oklahoma	832-310-53	.718
4. Ohio State	840-315-53	.717
5. Texas	868-336-33	.715

### TOP 5 BCS SCHOOLS BY WINS

School	Record	Pct.
1. Michigan	905-315-36	.735
2. Texas	868-336-33	.715
3. Notre Dame	866-302-42	.733
4. Nebraska	858-353-40	.702
5. Ohio State	840-315-53	.717

## 107th Season of Big Ten Action

- Michigan enters its 107th season of competition in the Big Ten Conference.
- The Wolverines have compiled an impressive 479-188-18 record in conference play and have claimed a league-leading 42 championships.
- U-M also leads the conference with 404 first-team All-Big Ten selections.

## U-M In 134th Season of Gridiron Action

- U-M enters its 134th season of gridiron action.
- The Wolverine program was established in 1879 when a group of 13 men fielded the first football team in school history and played a pair of off-campus games. U-M defeated Racine, 1-0, at White Stocking Park in Chicago, Ill., on May 30, 1879, for the first victory in school history. The Wolverines tied Toronto, 0-0, in Detroit to finish the year 1-0-1.
- U-M enters its 131st year of uninterrupted gridiron action, with 1882 being the only season that the program did not play any varsity games.
- The Wolverines are the sixth oldest football program in NCAA history.

### OLDEST COLLEGE FOOTBALL PROGRAMS

School	Years
Princeton	144
Rutgers	144
Yale	141
Harvard	139
Pennsylvania	137
<b>Michigan</b>	<b>134</b>
Amherst	133
Navy	132

17 and recorded a 107-yard effort in the season opener vs. Alabama on Sept. 1.

- Gallon led Michigan in receptions (49), receiving yards (829) and receiving yards per game (63.8) in 2012,

### THIRD TIME'S A CHARM

- Last week against Notre Dame, wide receiver **Jeremy Gallon** became the first Michigan player to record three touchdown catches since Mario Manningham vs. Notre Dame on Sept. 16, 2006.
- Gallon's four touchdown receptions through two games lead the Big Ten and are tied for the most in the country by a wide receiver in the FBS.
- Gallon has been racking up touchdown receptions as of late. Dating back to last season's Outback Bowl, the fifth-year wideout has posted six touchdown catches over his last three games.

### MAKING HIS MARK

- Sophomore tight end **Devin Funchess** earned Freshman All-American honors from the Football Writers Association of America (FWAA) in 2012, pacing U-M tight ends with 15 receptions for 234 yards and five touchdowns during his freshman campaign.
- Funchess has started his sophomore campaign by hauling in five reception for 66 yards, including a career-long 36-yard catch against Central Michigan on Aug. 31.
- Funchess registered four catches for 106 receiving yards in Michigan's 31-25 victory over Air Force on Sept. 8., 2012, becoming only the ninth Wolverine freshman to register a 100-yard receiving game and the first since Roy Roundtree posted 126 yards vs. Purdue on Nov. 7, 2009.
- Funchess also became the first U-M tight end to surpass 100 yards since Jerame Tuman recorded 126 against Colorado in 1997.
- The first five catches of Funchess' career were all for 20 yards or more, while the first six all converted first downs.
- With five touchdowns during his freshman campaign, Funchess finished the season tied for fourth all time among receiving touchdown leaders by tight ends. Eric Kattus boasts the record in the category with eight in 1985.

### Season Receiving Touchdowns (Tight Ends)

Player	Touchdowns
1. Eric Kattus	8
2. Tony McGee	6
Doug Martin	6
4. <b>Devin Funchess</b>	5
Jerame Turman	5
Jerame Tuman	5
Bennie Joppru	5
7. Jim Mandich	4
Kevin Koger	4
10. Jim Mandich	3

### POUNDING THE ROCK

- Nine Michigan players used a combined 47 carries to produce 242 rushing in Michigan's season-opening victory over Central Michigan on Aug. 31.
- Freshman running back **Derrick Green** led the rushing attack against CMU, posting a team-best 58 rushing yards -- on 11 carries -- in his collegiate debut, and recording his first career touchdown on a one-yard run in the third quarter.
- **Fitzgerald Toussaint** added 57 yards on 14 carries, while quarterback **Devin Gardner** tallied a 52 yards on the ground.
- In total, six U-M running backs saw the field against the Chippewas: Green, Toussaint, **Drake Johnson**, **De'Veon Smith**, **Thomas Rawls** and **Justice Hayes**.

### RETURNING TO FORM

- Fifth-year senior running back **Fitzgerald Toussaint** is back at full strength after suffering a season-ending leg injury last season against Iowa.
- Toussaint registered his fifth career multi-touch-

down effort in the season opener against CMU (Aug. 31), upping his career rushing touchdowns to 17. The two touchdowns were Toussaint's first since scoring against Minnesota last season (Nov. 3, 2012).

### 3RD-DOWN SUCCESS

- Last season, Michigan broke the program single-season record for highest third-down conversion percentage, converting 87 of 173 third downs (50.3%), good for first in the Big Ten and sixth in the nation. The previous school record was 49.6% in 1986.
- Through two games, U-M ranks second in the Big Ten and 14th in the nation in the category, converted 16 of 27 third-down attempts (59.2%).

### BLOCK PARTY

- In U-M's season opener against Central Michigan, freshman defensive back **Dymonte Thomas** blocked the Chippewas' first punt attempt of the game and fifth-year senior wide receiver **Joe Reynolds** scooped up the ball and returned it 30 yards for a touchdown.
- The play marked Michigan's first blocked punt return for a touchdown since Brandon Graham scored against Delaware State in 2009.
- Dating back to last season, U-M has registered a block in two of its last three games. Defensive tackle **Quinton Washington** blocked a South Carolina field goal attempt in the 2013 Outback Bowl.

### UNDER PRESSURE

- Michigan posted four sacks against Central Michigan (Aug. 31), matching last season's high, which it recorded against Ohio State (Nov. 24, 2012). Fifth-year senior linebacker **Cameron Gordon** posted two sacks -- the first of his career -- for a combined loss of 13 yards.
- Junior linebacker **Brennen Beyer** has recorded a sack in each of the first two games -- the first two quarterback takedowns of his career.

### COUNT THE PICKS

- Junior/sophomore cornerback **Blake Countess** posted two interceptions -- the first of his collegiate career against Notre Dame on Sept. 7. He returned the first for 30 yards late in the second quarter and caught the second in the end zone with 1:29 remaining in the fourth quarter to help secure the victory over the Fighting Irish. Prior to Countess, the last Wolverine player to reward two interceptions in a game was James Rogers at Purdue on Nov. 13, 2010.
- Countess' two interceptions ranked tied for second in the country through two games.

### YOUTH SERVED

- Twenty-seven Michigan players made their collegiate debuts against Central Michigan on Aug. 31.
- Twelve true freshmen have seen the field through the first two games of the season: tight end **Jake Butt**, defensive end **Taco Charlton**, linebacker **Ben Gedeon**, running back **Derrick Green**, defensive back **Delano Hill**, wide receiver **Da'Mario Jones**, defensive back **Jourdan Lewis**, quarterback **Shane Morris**, running back **De'Veon Smith**, defensive back **Channing Stribling**, safety **Dymonte Thomas** and wide receiver **Csont'e York**.

### FRESH FACES

- Six U-M players earned their first collegiate start against CMU (Aug. 31): junior/sophomore left guard **Graham Glasgow**, junior/sophomore center **Jack Miller**, sophomore/freshman right guard **Kyle Kalis**, junior/sophomore defensive end **Keith Heitzman**, senior/junior safety **Josh Furman** and sophomore safety **Jarrod Wilson**.

**ON THE COMEBACK TRAIL**

• Senior/junior linebacker **Jake Ryan** is out indefinitely after tearing his anterior cruciate ligament (ACL) during spring practice. However, head coach **Brady Hoke** is hopeful Ryan can return to the field by October.

• Ryan led the Wolverines in 88 total tackles (88), solo stops (56), tackles for loss (16), sacks (4.5) and forced fumbles (4) in 2012.

• Last season, Ryan earned All-Big Ten second-team honors by the media and was the Roger Zatkoff Award recipient as U-M's top linebacker.

• Dating back to 2011, Ryan had tallied a tackle-for-loss in 17 of his last 19 games.

**DEFENSIVE PRESENCE**

• Under the guidance of defensive coordinator **Greg Mattison**, Michigan has finished back-to-back seasons ranked in the top-20 in total defense for the first time since 1997-98.

**TOTAL DEFENSE**

Year	Ranking
1997	1
1998	5
1999	32
2000	74
2001	12
2002	42
2003	11
2004	33
2005	36
2006	10
2007	24
2008	67
2009	82
2010	110
2011	17
2012	13

**CLIMBING THE CHARTS**

• After connecting on two field goals against Notre Dame (Sept. 7), fifth-year senior kicker **Brendan Gibbons** has made a program-record 16 consecutive field goals dating back to last season's game at Purdue on Oct. 6.

**Consecutive Field Goals Made**

Number	Player	Year(s)
16	Brendan Gibbons	2012-
14	Remy Hamilton	1996

• Gibbons has connected on 33 career field goal attempts, which ranks fifth in program history. He needs six more field goal to reach the fourth spot, currently held by J.D. Carlson (39, 1989-91).

**Career Field Goals Made**

Player	FGs Made	Years
1. Garrett Rivas	64	2003-2006
2. Remy Hamilton	63	1993-96
3. Mike Gillette	57	1985-88
4. J.D. Carlson	39	1989-91
5. <b>Brendan Gibbons</b>	<b>33</b>	<b>2010-</b>
6. Ali Haji-Sheikh	31	1979-82
7. Bob Bergeron	29	1981-84
8. Hayden Epstein	26	1998-01
9. Mike Lantry	21	1972-74
K.C. Lopata	21	2007-08

• Gibbons was 5-for-5 on point-after touchdown attempts against Notre Dame (Sept. 7), upping his career total to 125 to move into fourth-place among U-M's all-time leaders in the category.

**Most Point-After-Touchdowns Scored (Career)**

Player	PATs Made	Years
1. Garrett Rivas	162	2003-06
2. J.D. Carlson	137	1989-91
3. Mike Gillette	130	1985-88
4. <b>Brendan Gibbons</b>	<b>125</b>	<b>2010-</b>
5. Ali Haji-Sheikh	117	1979-82

• Gibbons' streak of 110 consecutive made PATs ranks third among active players in the FBS, trailing only Aaron Jones of Baylor (125) and Jeff Budzien of Northwestern (111).

• Gibbons' 110 consecutive made PATs are second in U-M history, trailing only J.D. Carlson (126, 1988-91).

**Most Consecutive Point After Touchdowns**

Player	Consecutive PATs	Years
1. J.D. Carlson	126	1998-91
2. <b>Brendan Gibbons</b>	<b>110</b>	<b>2011-</b>
3. Ali Haji-Sheikh	76	1979-82
4. Mike Gillette	66	1985-88
5. Dana Coin	55	1969-71

**JACK OF ALL TRADES**

• Sophomore wide receiver **Dennis Norfleet** combined to generate 158 all-purpose yards against Central Michigan on Aug. 31.

• Norfleet registered a career-long 38-yard rush -- on his third career carry -- and hauled in the first two receptions of his collegiate career for 15 yards. He added 106 kick return yards on four kickoffs, including a career-best 39-yard return.

**OVERTIME SUCCESS**

• Michigan is 8-1 all-time in games decided by overtime, including a 4-0 record in overtime games played at Michigan Stadium.

• Last season's win over Northwestern (Nov. 10) marked U-M's first overtime contest since winning the Sugar Bowl, 23-20, on Jan. 4, 2012. It was the first overtime game played at home since U-M defeated Illinois, 67-65 in three overtimes, on Nov. 6, 2010.

**AVERY, FUNCHESS AND GALLON TO DON MICHIGAN FOOTBALL LEGENDS JERSEYS**

• U-M head football coach Brady Hoke announced on Tuesday, Aug. 27, that senior defensive back **Courtney Avery**, sophomore tight end **Devin Funchess** and fifth-year senior wide receiver **Jeremy Gallon** will don Michigan Football Legends numbers this season.

• Avery, a team co-captain and three-year letterman, will wear No. 11 in honor of Francis, Albert and Alvin Wistert.

• Funchess, who was named to the Football Writers Association of America Freshman All-America Team in 2012, will wear Ron Kramer's No. 87 jersey for the remainder of his career.

• Gallon, who has 84 career receptions for 1,331 yards and eight touchdowns, will don No. 21 in honor of 1991 Heisman Trophy winner Desmond Howard.

**U-M SETS HOME ATTENDANCE RECORD**

• Michigan drew 659,406 fans to its six-game home schedule in 2012. The six-game average of 112,252 broke the Wolverines' NCAA record of 112,179 fans per contest set during the 2011 season.

**ENTERING 2013...**

• Michigan's 113-player roster breaks down like this: 58 freshmen, 23 sophomores, 16 juniors and 16 seniors.

• The Wolverines return six starters on defense: DT **Quinton Washington**, LBs **Brennen Beyer**, **Desmond Morgan** and **Jake Ryan**, FS **Thomas Gordon** and CB **Raymon Taylor**.

• U-M returns five starters on offense: LT **Taylor Lewan**, RT **Michael Schofield**, QB **Devin Gardner**, RB **Fitzgerald Toussaint** and WR **Jeremy Gallon**.

• On offense, Lewan and Schofield started all 13 games in 2012, while Gordon and Ryan started all 13 games on defense.

• Of the 12 players that scored a touchdown for Michigan in 2012, nine return in 2013.

• U-M returns five of seven players from 2012 that scored a rushing touchdown, and eight of 11 players that registered a rushing attempt.

• U-M returns 10 of 15 players from 2012 that had a reception, four of five players with 100-plus yards receiving and five of seven players that recorded a touchdown catch.

• The returning trio of **Drew Dileo**, **Devin Funchess** and **Jeremy Gallon** combined to haul in 84

**THE NATIONAL POLLS**

**Associated Press Media Poll (Sept. 8)**

Team	Record	Points	Previous
1. Alabama (57)	1-0	1,494	1
2. Oregon (1)	2-0	1,385	2
3. Clemson (1)	2-0	1,332	4
4. Ohio State (1)	2-0	1,327	3
5. Stanford	1-0	1,271	5
6. Texas A&M	2-0	1,133	7
7. Louisville	2-0	1,105	8
8. LSU	2-0	1,075	9
9. Georgia	1-1	1,036	11
10. Florida State	1-0	1,011	10
11. <b>Michigan</b>	<b>2-0</b>	<b>872</b>	<b>17</b>
12. Oklahoma State	2-0	834	13
13. South Carolina	1-1	829	6
14. Oklahoma	2-0	675	16
15. Miami	2-0	615	NR
16. UCLA	1-0	488	18
17. Northwestern	2-0	452	19
18. Florida	1-1	405	12
19. Washington	1-0	392	20
20. Wisconsin	2-0	378	21
21. Notre Dame	1-1	333	14
22. Baylor	2-0	295	23
23. Nebraska	2-0	277	22
24. TCU	1-1	170	24
25. Mississippi	2-0	78	NR

**USA Today Coaches Poll (Sept. 8)**

Team	Record	Points	Previous
1. Alabama (58)	1-0	1,545	1
2. Oregon (1)	2-0	1,447	3
3. Ohio State (2)	2-0	1,429	2
4. Stanford	1-0	1,327	4
5. Clemson	2-0	1,307	5
6. Texas A&M (1)	2-0	1,242	7
7. Louisville	2-0	1,121	8
8. LSU	2-0	1,067	11
9. Florida State	1-0	1,040	10
10. Georgia	1-1	1,021	12
11. Oklahoma State	2-0	866	14
12. <b>Michigan</b>	<b>2-0</b>	<b>860</b>	<b>17</b>
13. Oklahoma	2-0	800	15
14. South Carolina	1-1	788	6
15. Nebraska	2-0	478	19
16. Northwestern	2-0	473	20
17. UCLA	1-0	471	18
18. Wisconsin	2-0	455	21
18. Miami	2-0	455	24
20. Florida	1-1	410	9
21. Notre Dame	1-1	348	13
22. Baylor	2-0	297	NR
23. Washington	1-0	253	23
24. TCU	1-1	195	24
25. Mississippi	2-0	91	NR

**Tracking U-M in the Top 25 Polls**

Date	AP	USA Today
Preseason.....	17th.....	17th
Sept. 1.....	17th.....	17th
Sept. 8.....	11th.....	12th

**WOLVERINE BITES**

**1,000 YARD CLUB**



Jeremy Gallon

• Fifth-year senior wide receiver **Jeremy Gallon** is U-M's active leader in career receiving yards. His 1,562 yards are 18th-best for the Maize and Blue.

**U-M Career Receiving Yards**

1.	Braylon Edwards (2001-04)	3,541
15.	Steve Breaston (2003-06)	1,696
16.	Jim Smith (1973-76)	1,687
17.	Junior Hemingway (2007-11)	1,638
<b>18.</b>	<b>Jeremy Gallon (2010-present)</b>	<b>1,562</b>
19.	Vince Bean (1981-84)	1,509
20.	Marcus Knight (1996-99)	1,508
21.	Jim Mandich 1967-69)	1,489
22.	Adrian Arrington (2004-07)	1,438
23.	John Kolesar 1985-88)	1,425
24.	Ralph Clayton 1976-79)	1,393
25.	Jerame Tuman (1995-99)	1,279



Fitzgerald Toussaint

• Fifth-year senior running back **Fitzgerald Toussaint**, who carried the load for the Wolverines on the ground in 2012, will look to return to form after suffering a season-ending leg injury last season against Iowa.

• Toussaint ranks 25th in program history with 1,770 career rushing yards.

• In 2011, Toussaint posted 1,041 rushing yards, the most yards by a U-M running back since Mike Hart in 2007 (1,361).

**U-M Career Rushing Yards**

1.	Mike Hart (2004-07)	5,040
20.	Rick Leach (1975-78)	2,176
21.	Chuck Heater (1972-74)	1,995
22.	C Williams (1995-98)	1,986
23.	Rick Rogers (1981-84)	1,942
24.	Chris Howard (1994-97)	1,876
<b>25.</b>	<b>Fitzgerald Toussaint (2010-present)</b>	<b>1,770</b>
26.	Steve Smith (1980-83)	1,736
27.	Leroy Hoard (1987-89)	1,706
28.	Carl Ward (1964-1966)	1,673
29.	Brandon Minor (2006-09)	1,658
30.	B.J. Askew (1999-02)	1,580

receptions for 1,394 yards and 11 touchdowns.

• U-M returns three of its top four leading tacklers from 2012, LBs **Jake Ryan** (88) and **Desmond Morgan** (81), and S **Thomas Gordon** (81).

**A LOOK BACK AT 2012:**

• U-M became the first program in NCAA history to reach 900 wins with its 12-10 victory over Michigan State on Oct. 20, 2012.

• QB Denard Robinson (4,495 yards) set the NCAA record for career rushing yards by a quarterback, eclipsing the previous mark set by West Virginia signal caller Pat White (4,480, 2005-08).

• Michigan played four of the AP's top 10 teams -- No. 1 Alabama, No. 3 Ohio State, No. 4 Notre Dame and No. 8 South Carolina-- all away from Michigan Stadium.

• The Wolverines' five losses last season came against teams with a combined record of 58-8.

• Five of U-M's eight wins came against teams with 6+ victories.

• Michigan used several true freshmen to provide depth at a number of positions in 2012. U-M played 12 true freshmen in the season opener vs. Alabama (Sept. 1), and 11 true freshmen saw the field during the final 12 games of the season.

• Michigan committed only 62 penalties for 641 yards in 13 games. U-M ranked third in the Big Ten and 26th in the nation in fewest penalties.

**OFFENSIVE NOTES**

• The Wolverines scored 47 offensive touchdowns in 2012 (27 rushing, 20 passing).

• Over the final five games of the season, Michigan scored 22 offensive touchdowns. Fourteen of those 22 touchdowns were produced on 75+-yard scoring drives.

• U-M was fifth in the conference in scoring offense with an average of 29.8 points per game.

• Michigan was third in the Big Ten in sacks allowed (1.38 avg.) and fifth in rushing offense (183.8 avg.).

• Michigan's signal callers completed over 53 percent of their pass attempts (169-of-318; 53.1 percent).

• The Maize and Blue produced 57 plays from scrimmage that chewed up 20+ yards, including a season-high seven on two occasions (vs. Air Force and vs. Iowa).

Senior quarterback Denard Robinson led the Wolverines with 15 20+-yard plays (14 runs, one reception), while junior wide receiver Jeremy Gallon had 12 plays extending 20+ yards. Fifth-year senior wide receiver Roy Roundtree had eight plays of that length, while junior wide receiver Drew Dileo tallied six.

• The Wolverines posted 500 yards of total offense in three games last season -- vs. Massachusetts (585, Sept. 15), vs. Illinois (527, Oct. 13) and vs. Iowa (513, Nov. 17). U-M recorded 314 passing yards vs. the Hawkeyes, the most since posting 362 at Northwestern last season.

**DEFENSIVE TEAM NOTES...**

• Over Michigan's 13-game slate in 2012, the Wolverines allowed the fewest amount of 20+ yard plays in the country (35). Bowling Green and Notre Dame tied for second-fewest in the nation, giving up 36 plays of 20+ yards, respectively.

• Michigan held its opposition to less than 200 passing yards in 12 of 13 games last season.

• Prior to allowing 341 passing yards in the Outback Bowl, the Wolverines had allowed fewer than 250 passing yards in 19 straight games, which at the time was the longest such streak nationally.

• U-M finished the 2012 campaign tied for fifth in the nation in pass defense, allowing only 169.5 yards per game through the air.

• In Big Ten play, U-M finished first in the conference in scoring defense (16.6 ppg) and second in total defense (298.5 avg.).

• The Wolverines held six of their 13 opponents to 13 points or less last season.

• Against Illinois on Oct. 13, Michigan recorded its

first shutout since defeating Minnesota, 58-0, on Oct. 1, 2011. The Wolverines limited the Fighting Illini to 13 yards of total offense in the second half of the game.

**SPECIAL TEAM NOTES...**

• Kicker **Brendan Gibbons** went 16-of-18 on field goal attempts during the 2012 season, converting his final 13 attempts of the season.

• Gibbons posted a career-long 52-yard field goal at Nebraska (Oct. 27), while kicker/punter **Matt Wile** connected on a career-long 52-yard field goal against South Carolina in the Outback Bowl. Both field goals are tied for the sixth longest in U-M history, and mark the longest kicks in U-M history since Jason Olesnavage kicked a 51-yarder against Purdue on Nov. 7, 2009.

• Freshman kick returner **Dennis Norfleet** ranked second in program history with 36 kickoff returns in 2012. Norfleet's 827 kick return yards are also second-best all time. The Detroit, Mich. native notched 177 return yards vs. Alabama (Sept. 1), marking the fifth-best single-game total in program history.

• Norfleet posted a career-best 42-yard punt return vs. Illinois on Oct. 13, marking the longest Wolverine punt return since Martavius Odoms posted a 73-yarder at Purdue on Nov. 1, 2008.

• Wile landed all nine of his pooch punts inside the 20-yard line last season with a net of 34.0 yards.

**INDIVIDUAL PLAYER NOTES**

**Drew Dileo  
2013 Season**

• Has started two games at wide receiver.  
• Posted first touchdown reception of the season vs. Notre Dame (Sept. 7)  
• Recorded two receptions for 43 yards vs. Central Michigan (Aug. 31).

**Career**

• Has appeared in 34 contests at wide receiver and on special teams, making five starts.  
• Set career highs in receptions (20), receiving yards (331) and receiving touchdowns (2) in 2012.  
• Notched four receptions for a career-high 94 yards vs. Michigan State on Oct. 20, 2012.

Year	GP/GS	No.	Yards	Avg.	Per/Game	TD	Long
2010	6/0	1	3	3.0	0.4	0	3
2011	13/0	9	121	13.4	10.1	2	28
2012	13/3	20	331	16.6	25.5	2	66
2013	2/2	5	61	12.2	30.5	1	36
<b>Career</b>	<b>34/5</b>	<b>35</b>	<b>516</b>	<b>14.7</b>	<b>15.2</b>	<b>5</b>	<b>66</b>

**Devin Funchess  
2013 Season**

• Has started two games at tight end.  
• Recorded a career-long 36-yard reception vs. Central Michigan (Aug. 31).  
• Switched from No. 19 to jersey No. 87 prior to season in honor of Michigan Football Ron Kramer.

**Career**

• Has appeared in 15 games at tight end, making seven starts.  
• Five touchdown catches in 2012 tied for fourth most in U-M history by a tight end in a single season.  
• Football Writers Association of America (FWAA) Freshman All-American in 2012.  
• All-Big Ten honorable mention (media) in 2012.  
• Appeared on ESPN.com, BTN.com and Phil Steele's Postseason All-Big Ten Freshman Teams in 2012.  
• Tallied four catches for 106 yards and a touchdown against Air Force on Sept. 8, 2012, earning Big Ten Freshman of the Week honors.  
• High school teammate of defensive end Mario Ojemudia.





**2013 MICHIGAN RECORD WHEN ...**

Overall: .....	2-0
At Home:.....	2-0
On the Road: .....	0-0
Neutral:.....	0-0
By Month:	
August: .....	1-0
September: .....	1-0
October: .....	0-0
November: .....	0-0
December:.....	0-0
January:.....	0-0
When Scoring First:.....	2-0
When Opponent Scored First: .....	0-0
When Scoring 20 or More Points:.....	2-0
When Scoring Less Than 20 Points: .....	0-0
When Leading at the Half: .....	2-0
When Trailing at the Half:.....	0-0
When Tied at the Half:.....	0-0
When Leading after 3 Quarters:.....	2-0
When Trailing after 3 Quarters: .....	0-0
When Tied after 3 Quarters: .....	0-0
In Overtime.....	0-0
When Outrushing the Opponent:.....	2-0
With 35 or More Rushing Attempts:.....	2-0
With Less Than 30 Passing Attempts: .....	1-0
When Leading in Time of Possession:.....	2-0
When Trailing in Time of Possession:.....	0-0
On Turf: .....	2-0
On Grass:.....	0-0
When Leading in Takeaway/Turnover Ratio:.....	1-0
When Even in Takeaway/Turnover Ratio: .....	0-0
When Trailing in Takeaway/Turnover Ratio: .....	1-0
With an Individual 100-Yard Rusher:.....	0-0
With an Individual 200-Yard Passer: .....	1-0
250-Yard Passer: .....	1-0
With an Individual 100-Yard Receiver:.....	1-0
With an Individual Opponent 100-Yard Rusher:.....	0-0
With an Individual Opponent 200-Yard Passer: .....	1-0
250-Yard Passer: .....	1-0
With an Individual Opponent 100-Yard Receiver:.....	0-0

**Defensive Notes**

**Courtney Avery**

**2013 Season**

- Voted team captain.
- Missed season-opener vs. Central Michigan (Aug. 31) due to injury.

**Career**

- Has appeared in 40 career games, making 13 starts.
- Academic All-Big Ten honoree in 2012.
- Tied Michigan record for longest fumble return for a touchdown (83 yards) vs. Minnesota on Oct. 1, 2011.

Year	GP/GS	S-A-TT	TFL	Sacks	Int.	FR	PBU
2010	13/5	22-14-36	0.5-1	0-0	0-0	0-0	4
2011	13/4	17-9-26	2.0-14	0.5-6	2-1	2-83	4
2012	13/4	14-5-19	2.0-8	0.5-4	0-0	1-6	0
2013	1/0	0-0-0	0-0	0-0	0-0	0-0	0
<b>Career</b>	<b>40/13</b>	<b>53-28-81</b>	<b>4.5-23</b>	<b>1.0-10</b>	<b>2-1</b>	<b>3-89</b>	<b>8</b>

**Brennen Beyer**

**2013 Season**

- Has appeared in two games at defensive end or linebacker, making one start at linebacker.
- Has recorded a sack in each of the first two games of the season.
- Tallied first career sack and career-high 2.0 TFLs vs. Central Michigan (Aug. 31).

**Career**

- Has appeared in 36 games, making 10 starts.
- Switched from defensive end to linebacker during the spring of 2013.
- Earned Meyer Morton spring award in 2013 for player who showed the greatest development.
- Academic All-Big Ten honoree in 2012

Year	GP/GS	S-A-TT	TFL	Sacks	Int.	FR	PBU
2011	11/0	5-6-11	0-0	0-0	0-0	0-0	0
2012	13/9	9-10-19	0.5-1	0-0	0-0	0-0	0
2013	2/1	4-2-6	3.0-18	2-16	0-0	0-0	0
<b>Career</b>	<b>26/10</b>	<b>18-18-36</b>	<b>3.5-19</b>	<b>2-16</b>	<b>0-0</b>	<b>0-0</b>	<b>0</b>

**Jibreel Black**

**2013 Season**

- Has started two games at defensive tackle.

**Career**

- Has appeared in 41 games at defensive tackle, making five starts.
- Appeared in 13 games in 2012, starting three and appearing as a reserve defensive lineman in 10.
- Tallied 20 tackles, five tackles for losses, three sacks, two pass breakups and one forced fumble in 2012.

Year	GP/GS	S-A-TT	TFL	Sacks	Int.	FR	PBU
2010	13/0	3-4-7	0-0	0-0	0-0	0-0	0
2011	13/0	12-6-18	1.5-10	1.5-10	0-0	0-0	0
2012	13/3	13-7-20	5.0-45	3.0-43	0-0	0-0	2
2013	2/2	0-1-1	0.5-1	0-0	0-0	0-0	0
<b>Career</b>	<b>41/5</b>	<b>28-18-46</b>	<b>7.0-56</b>	<b>4.5-53</b>	<b>0-0</b>	<b>0-0</b>	<b>2</b>

**Blake Countess**

**2013 Season**

- Has started two games at cornerback.
- Posted first two career interceptions vs. Notre Dame (Sept. 7).

**Career**

- Has appeared in 15 games at cornerback, making nine starts.
- Suffered season-ending knee injury in 2012 season opener vs. Alabama; received medical redshirt.

- Second on the team with six passes defensed as a true freshman in 2011.

Year	GP/GS	S-A-TT	TFL	Sacks	Int.	FF-FR	PBU
2011	12/6	30-14-44	1.5-3	0-0	0-0	0-0	6
2012	1/1	0-0-0-0	0-0	0-0	0-0	0-0	0
2013	2/2	4-6-10	0-0	0-0	2-30	0-0	0
<b>Career</b>	<b>15/9</b>	<b>34-20-54</b>	<b>1.5-3</b>	<b>0-0</b>	<b>2-30</b>	<b>0-0</b>	<b>6</b>

**Frank Clark**

**2013 Season**

- Has made two starts at defensive end.
- Posted first TFL of season vs. Notre Dame (Sept. 7).

**Career**

- Has appeared in 25 career games at defensive end, making six starts.
- Posted career-bests in tackles (25), tackles for loss (9), sacks (2), pass breakups (3), forced fumbles (1) and fumble recoveries (1) in 2012.

Year	GP/GS	S-A-TT	TFL	Sacks	Int.	FR	PBU
2011	12/0	3-7-10	0.5-0	0-0	1-7	0-0	0
2012	11/4	16-9-25	9.0-26	2.0-13	0-0	1-0	3
2013	2/2	2-0-2	1.0-1	0-0	0-0	0-0	0
<b>Career</b>	<b>25/6</b>	<b>21-16-37</b>	<b>10.5-27</b>	<b>2.0-13</b>	<b>1-7</b>	<b>1-0</b>	<b>3</b>

**Cam Gordon**

**2013 Season**

- Has appeared in two games at linebacker, making one start.
- Notched first two sacks of his career against Central Michigan (Aug. 31); also posted career-high 2.5 TFLs.
- Posted 100th career tackle vs. the Chippewas.
- Voted team captain.

**Career**

- Has appeared in 35 contests at linebacker and on special teams, making 15 starts.
- Three-time Academic All-Big Ten honoree.
- Has posted 103 tackles, 9.0 tackles for losses, six pass breakups, three interceptions and two fumble recoveries during his collegiate career.
- Switched from wide receiver to safety prior to 2011 spring drills ... switched from safety to outside linebacker prior to 2011 spring drills.

Year	GP/GS	S-A-TT	TFL	Sacks	Int.	FR	PBU
2010	13/13	40-37-77	3.5-6	0-0	3-35	2-58	4
2011	7/0	3-1-4	0-0	0-0	0-0	0-0	0
2012	13/0	13-4-17	3-11	0-0	0-0	0-0	1
2013	2/2	3-1-4	2.5-11	2-11	0-0	0-0	1
<b>Career</b>	<b>35/15</b>	<b>59-43-103</b>	<b>9-28</b>	<b>2-11</b>	<b>3-35</b>	<b>2-58</b>	<b>6</b>

**Thomas Gordon**

**2013 Season**

- Has started one game at strong safety.
- Missed season-opener vs. Central Michigan due to violation of team rules.

**Career**

- Has appeared in 36 games at safety, making 28 starts.
- Started 13 games at strong safety in 2012.
- Notched interceptions in back-to-back games at Notre Dame (Sept. 22) and at Purdue (Oct. 6) in 2012.
- Fourth on team in total tackles (51) and tied for third on team in solo stops (28).
- Registered 100th career tackle vs. Air Force (Sept. 8); matched career-high with six solo stops vs. Falcons.
- Tied for 4th in NCAA with four fumble recoveries in 2011.
- Posted first career interception vs. Eastern Michigan on Sept. 17, 2011.

Year	GP/GS	S-A-TT	TFL	Sacks	Int.	FF-FR	PBU
2010	9/4	13-10-23	4-24	2-21	0-0	0-0	0
2011	13/10	41-26-67	1.5-2	0-0	1-0	2-4	2
2012	13/13	46-35-81	4-13	1-6	2-19	1-0	1
2013	1/1	6-1-7	0-0	0-0	0-0	0-0	0
<b>Career</b>	<b>36/28</b>	<b>106-72-178</b>	<b>9.5-39</b>	<b>3-27</b>	<b>3-19</b>	<b>3-4</b>	<b>3</b>

**Desmond Morgan**

**2013 Season**

- Has started two games at linebacker.
- Led team with seven tackles against Central Michigan (Aug. 31).

**Career**

- Has appeared in 25 games at linebacker, making 20 starts.
- Has posted double-digit tackles four times in his career.
- Surpassed 100 career tackles vs. Michigan State on Oct. 20, 2012.
- Recorded a tackle for loss in eight games in 2012.
- Tallied at least five tackles in every regular-season game in 2012.
- Prior to game vs. Illinois on Oct. 13, 2012, switched from No. 44 to No. 48 for the remainder of his career in honor of Michigan Football Legend Gerald Ford.
- Registered career-best 2.0 TFLs at Purdue on Oct. 6, 2012.
- Started first career game vs. Notre Dame on Sept. 10, 2011.
- Had team-leading 10 tackles vs. Ohio State (Nov. 26, 2011); also had 1.5 TFLs and first career sack.
- Tied career best with 10 tackles and 1.5 TFLs in Sugar Bowl victory vs. Virginia Tech (Jan. 3, 2012).

Year	GP/GS	S-A-TT	TFL	Sacks	Int.	FF-FR	PBU
2011	12/7	26-37-63	4-6	1-1	0-0	0-1	1
2012	11/11	41-40-81	5.5-10	0.5-2	0-0	0-0	2
2013	2/2	6-7-13	0.5	0-0	0-0	0-0	1
<b>Career</b>	<b>25/20</b>	<b>73-84-157</b>	<b>10-17</b>	<b>1.5-3</b>	<b>0-0</b>	<b>0-1</b>	<b>4</b>

**James Ross III**

**2013 Season**

- Has started two games at linebacker.

**Career**

- Has appeared in 15 games at linebacker, making four starts.
- Named to ESPN.com and BTN.com All-Big Ten Freshman Teams.
- Tallied career-high 12 tackles vs. Iowa on Nov. 17, 2012.

Year	GP/GS	S-A-TT	TFL	Sacks	Int.	FR	PBU
2012	13/2	21-15-36	2.5-5	0.5-2	0-0	0-0	0
2013	2/2	2-7-9	0.5-0	0-0	0-0	0-0	1
<b>Career</b>	<b>15/4</b>	<b>23-22-45</b>	<b>3.0-5</b>	<b>0.5-2</b>	<b>0-0</b>	<b>0-0</b>	<b>1</b>

**Jake Ryan**

**2012 Season**

- Started 13 games at linebacker/defensive end.
- All-Big Ten second team (media), honorable mention (coaches).
- Roger Zatkoff Award recipient as U-M's top linebacker.
- Ranked third in Big Ten in tackles-for-loss with 16.0.
- Paced team in total tackles (88), solo stops (56) and TFLs (16.0).
- Recorded his fourth forced fumble of the season at Ohio State (Nov. 24), tying Mike Taylor (1971), LaMarr Woodley (2006) and Shawn Crable(2007) for the U-M single-season record in the category.
- Registered 3.0 TFLs at Minnesota (Nov. 3).
- Earned Big Ten Defensive Player of the Week honors vs. Illinois (Oct. 13); matched career high with 11 tackles, including 3.5 TFLs.
- Prior to game vs. Air Force (Sept. 8), switched from No. 90 to No. 47 for the remainder of his career in honor of Michigan Football Legend Bennie Oosterbaan.

**Career**

- Has appeared in 26 contests at linebacker and

defensive end, making 24 starts.

- Dating back to 2011, has tallied a TFL in 17 of last 19 games.
- Five career forced fumbles rank tied for seventh all-time at Michigan with Ernest Shazor (2002-04) and Marlin Jackson (2001-04).
- Started at DE and tied Sugar Bowl record with career-high four stops for losses (for 36 yards) vs. Virginia Tech (Jan. 3, 2012).

Year	GP/GS	S-A-TT	TFL	Sacks	Int.	FF-FR	PBU
2011	13/11	20-17-37	11-53	3-8	0-0	2-0	0
2012	13/13	56-32-88	16.0-71	4.5-35	0-0	1-0	3
<b>Career</b>	<b>26/24</b>	<b>76-49-125</b>	<b>27.0-124</b>	<b>7.5-43</b>	<b>0-0</b>	<b>3-0</b>	<b>3</b>

**Raymon Taylor**

**2013 Season**

- Has started two games at cornerback.
- Posted career-high 11 tackles (nine solos) and first career TFL vs. Notre Dame (Sept. 7).
- Notched first interception of the season vs. Central Michigan (Aug. 31).

**Career**

- Has appeared in 26 contests at cornerback and on special teams, making 13 starts at cornerback
- Tallied 63-yard interception return for touchdown at Purdue (Oct. 6); marked second consecutive game with an INT.
- Notched first career interception at Notre Dame (Sept. 22).

Year	GP/GS	S-A-TT	TFL	Sacks	Int.	FF-FR	PBU
2011	11/0	1-1-2	0-0	0-0	0-0	0-0	0
2012	13/11	33-12-45	0-0	0-0	2-70	0-1	1
2013	2/2	11-4-15	1.0-2	0-0	1-54	0-0	0
<b>Career</b>	<b>26/13</b>	<b>45-17-62</b>	<b>1.0-2</b>	<b>0-0</b>	<b>3-1240</b>	<b>1</b>	<b>1</b>

**Quinton Washington**

**2012 Season**

- Has started two games at defensive tackle.

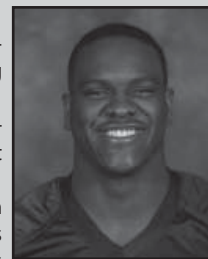
**Career**

- Has appeared in 38 contests, making 12 starts at defensive tackle.
- Notched 32 tackles, three tackles for losses, one sack and one forced fumble in 2012.
- Registered first career blocked field goal against South Carolina in 2013 Outback Bowl (Jan. 1).
- Moved from offensive line to defensive line prior to the Penn State game in 2010 (Oct. 30).

Year	GP/GS	S-A-TT	TFL	Sacks	Int.	FR	PBU
2010	13/0	0-2-2	0-0	0-0	0-0	0-0	0
2011	10/0	1-0-1	0-0	0-0	0-0	0-0	0
2012	13/10	15-17-32	3-9	1-0	0-0	1-0	0
2013	2/2	0-2-2	0-0	0-0	0-0	0-0	0
<b>Career</b>	<b>38/12</b>	<b>16-21-37</b>	<b>3-9</b>	<b>1-0</b>	<b>0-0</b>	<b>1-0</b>	<b>0</b>

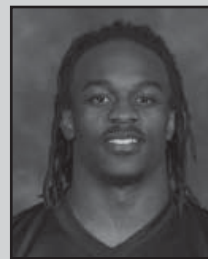
**WOLVERINE BITES**

**FRANK CLARK**



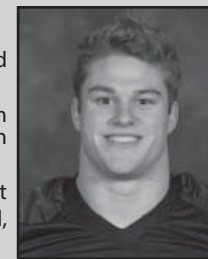
- Has appeared in 25 career contests at defensive end, making six starts.
- Second on team with career-high nine tackles for loss last season.
- Also posted career-bests in total tackles (25), solo stops (16), sacks (two), pass breakups (three), forced fumbles (one) and fumble recoveries in 2012.

**THOMAS GORDON**



- Has appeared in 36 games at safety, making 28 starts.
- Has contributed 178 tackles, 9.5 TFLs, three sacks, three interceptions, four pass breakups, four fumble recoveries and three forced fumbles during his career.
- Tied for third on team with career-high 81 tackles in 2012.

**JAKE RYAN**



- Team Captain.
- 2013 Rotary Lombardi Award Watch List.
- 2012 All-Big Ten second-team (media) and honorable mention (coaches).
- Has appeared in 26 contests at linebacker and defensive end, making 24 starts.
- Has contributed 125 tackles, 27.0 TFLs, 7.5 sacks, five forced fumbles, three fumble recoveries and three pass breakups during his career.
- 2012 Roger Zatkoff Award recipient as U-M's top linebacker.
- Dating back to 2011, has tallied a TFL in 17 of last 19 games.
- Has posted a career-high 11, tackles on two occasions; last vs. Illinois (Oct. 13, 2012).

## 2013 MICHIGAN STARTING LINEUPS • OFFENSE

OPPONENT	WR	LT	LG	C	RG	RT	TE	WR	QB	WR	TB
Central Michigan	GALLON	LEWAN	GLASGOW	MILLER	KALIS	SCHOFIELD	FUNCHESS	DILEO	GARDNER	JACKSON	TOUSSAINT
Notre Dame	GALLON	LEWAN	GLASGOW	MILLER	KALIS	SCHOFIELD	FUNCHESS	DILEO	GARDNER	JACKSON	TOUSSAINT
Akron											
at Connecticut											
Minnesota											
at Penn State											
Indiana											
at Michigan State											
Nebraska											
at Northwestern											
at Iowa											
Ohio State											

## 2013 MICHIGAN STARTING LINEUPS • DEFENSE

OPPONENT	DE	DT	DT	DE	SAM	MIKE	WILL	LCB	SS	FS	RCB
Central Michigan	CLARK	WASHINGTON	BLACK	HEITZMAN	C. GORDON	MORGAN	ROSS III	TAYLOR	FURMAN	WILSON	COUNTESS
Notre Dame	CLARK	WASHINGTON	BLACK	HEITZMAN	BEYER	MORGAN	ROSS III	TAYLOR	GORDON	WILSON	COUNTESS
Akron											
at Connecticut											
Minnesota											
at Penn State											
Indiana											
at Michigan State											
Nebraska											
at Northwestern											
at Iowa											
Ohio State											

## MICHIGAN PRONUNCIATION GUIDE

Brennen <b>Beyer</b>	BUY-er	Taylor <b>Lewan</b>	Luh-WAN
<b>Jibreel</b> Black	Juh-BREEL	Kristian <b>Mateus</b>	Muh-TAY-us
Jehu <b>Chesson</b>	JAY-YOU CHESS-uhn	Mario <b>Ojemudia</b>	Oh-juh-MOO-dee-uh
<b>Amara Darboh</b>	uh-MAR-uh DAR-bow	Jordan <b>Paskorz</b>	Pass-korz
Reon <b>Dawson</b>	RE-ON	Henry <b>Poggi</b>	PO-jee
Drew <b>Dileo</b>	Dill-e-o	Wyatt <b>Shallman</b>	Shawl-muhn
Devin <b>Funchess</b>	FUN-chess	<b>De'Veon</b> Smith	DAY-VE-ON
Ben <b>Gedeon</b>	Ged-E-uhn	Alex <b>Swieca</b>	swEE-ECK-uh
Graham <b>Glasgow</b>	glass-gow	Scott <b>Sypniewski</b>	sip-NEW-ski
Ryan <b>Glasgow</b>	glass-gow	<b>Raymon</b> Taylor	ray-MOAN
Matthew <b>Godin</b>	GO-din	Fitzgerald <b>Toussaint</b>	Two-SAHNT
Will <b>Hagerup</b>	Haa-GRUP	Logan <b>Tuley-Tillman</b>	TWO-LEE-Til-muhn
Keith <b>Heitzman</b>	HIGHTS-muhn	Matt <b>Wile</b>	like 'while'
<b>Delano</b> Hill	Duh-LAY-no	<b>Jarrod</b> Wilson	Jared
<b>Sione Houma</b>	See-own-eh HOME-uh	<b>Csont'e</b> York	SAHN-TAY
<b>Da'Mario</b> Jones	duh-MAR-E-o (like Mars, not air)		
Patrick <b>Kugler</b>	KOO-gler		

MICHIGAN DEPTH CHART vs. AKRON

OFFENSE

**WR** 21 Jeremy Gallon (5-8, 184, 5th Sr.)  
85 Joe Reynolds (6-1, 196, 5th Sr.)

**LT** 77 Taylor Lewan (6-8, 315, 5th Sr.)  
71 Ben Braden (6-6, 318, So./Fr.)  
78 Erik Magnuson (6-6, 285, So./Fr.)

**LG** 61 Graham Glasgow (6-6, 305, Jr./So.)  
58 Chris Bryant (6-4, 316, Jr./So.)  
56 Joey Burzynski (6-1, 293, Sr./Jr.)

**C** 60 Jack Miller (6-4, 290, Jr./So.)  
56 Joey Burzynski (6-1, 293, Sr./Jr.)

**RG** 67 Kyle Kalis (6-5, 297, So./Fr.)  
56 Joey Burzynski (6-1, 293, Sr./Jr.)  
62 Blake Bars (6-5, 291, So./Fr.)

**RT** 75 Michael Schofield (6-7, 304, 5th Sr.)  
78 Erik Magnuson (6-6, 285, So./Fr.)  
69 Erik Gunderson (6-8, 306, 5th Sr.)

**TE** 87 Devin Funchess (6-4, 235, So./So.)  
84 A.J. Williams (6-6, 265, So./So.)  
88 Jake Butt (6-6, 237, Fr./Fr.)  
80 Khalid Hill (6-2, 258, Fr./Fr.)  
94 Jordan Paskorz\* (6-3, 255, Sr./Jr.)

**WR** 86 Jehu Chesson (6-3, 196, So./Fr.)  
**OR** 17 Jeremy Jackson (6-3, 209, Sr./Sr.)

**SLOT** 9 Drew Dileo (5-10, 180, Sr./Sr.)  
23 Dennis Norfleet (5-7, 169, So./So.)

**QB** 98 Devin Gardner (6-4, 210, Sr./Jr.)  
7 Shane Morris (6-3, 201, Fr./Fr.)  
6 Brian Cleary (6-3, 209, So./Fr.)

**FB** 36 Joe Kerridge (6-0, 238, Jr./So.)  
39 Sione Houma (6-0, 231, So./So.)  
33 Wyatt Shallman\* (6-3, 237, Fr./Fr.)

**RB** 28 Fitzgerald Toussaint (5-10, 200, 5th Sr.)  
27 Derrick Green (5-11, 240, Fr./Fr.)  
38 Thomas Rawls (5-10, 217, Jr./Jr.)  
**OR** 4 De'Veon Smith (5-11, 224, Fr./Fr.)  
5 Justice Hayes (5-10, 192, Jr./So.)

SPECIAL TEAMS

**PK** 34 Brendan Gibbons (6-1, 243, 5th Sr.)  
45 Matt Wile (6-2, 216, Jr./Jr.)

**P** 45 Matt Wile (6-2, 216, Jr./Jr.)  
91 Kenny Allen (6-3, 226, So./Fr.)

**LS** 54 Jareth Glanda (6-3, 256, 5th Sr.)

**H** 9 Drew Dileo (5-10, 180, Sr./Sr.)  
91 Kenny Allen (6-3, 226, So./Fr.)

DEFENSE

**DE** 57 Frank Clark (6-2, 273, Jr./Jr.)  
53 Mario Ojemudia (6-2, 250, So./So.)  
33 Taco Charlton (6-6, 270, Fr./Fr.)

**DT** 55 Jibreel Black (6-2, 278, Sr./Sr.)  
96 Ryan Glasgow (6-4, 300, So./Fr.)  
69 Willie Henry (6-3, 306, So./Fr.)  
50 Tom Strobel (6-6, 265, So./Fr.)

**NT** 76 Quinton Washington (6-4, 301, 5th Sr.)  
56 Ondre Pipkins (6-3, 315, So./So.)  
54 Richard Ash (6-3, 314, Sr./Jr.)

**DE** 92 Keith Heitzman (6-3, 280, Jr./So.)  
99 Matt Godin (6-6, 280, So./Fr.)  
**OR** 43 Chris Wormley (6-5, 289, So./Fr.)

**SLB** 4 Cam Gordon (6-3, 237, 5th Sr.)  
**OR** 97 Brennen Beyer (6-3, 250, Jr./Jr.)  
47 Jake Ryan\* (6-3, 240, Sr./Jr.)

**MLB** 48 Desmond Morgan (6-1, 228, Jr./Jr.)  
35 Joe Bolden (6-3, 225, So./So.)  
3 Mike McCray (6-4, 237, Fr./Fr.)

**WLB** 15 James Ross III (6-1, 220, So./So.)  
52 Royce Jenkins-Stone (6-2, 225, So./So.)  
42 Ben Gedeon (6-3, 236, Fr./Fr.)

**LCB** 6 Raymon Taylor (5-10, 183, Jr./Jr.)  
24 Delonte Hollowell (5-9, 180, Jr./Jr.)  
**OR** 26 Jourdan Lewis (5-10, 170, Fr./Fr.)

**SS** 30 Thomas Gordon (5-11, 210, 5th Sr.)  
14 Josh Furman (6-2, 202, Sr./Jr.)  
25 Dymonte Thomas (6-2, 190, Fr./Fr.)  
44 Delano Hill (6-0, 205, Fr./Fr.)

**FS** 11 Courtney Avery (5-11, 175, Sr./Sr.)  
**OR** 22 Jarrod Wilson (6-2, 200, So./So.)  
34 Jeremy Clark (6-4, 205, So./Fr.)

**RCB** 18 Blake Countess (5-10, 182, Jr./So.)  
8 Channing Stribling (6-2, 171, Fr./Fr.)

**NICKEL** 18 Blake Countess (5-10, 182, Jr./So.)  
25 Dymonte Thomas (6-2, 190, Fr./Fr.)  
24 Delonte Hollowell (5-9, 180, Jr./Jr.)

START CHARTS

	Current		
OFFENSE	'13	Streak	Career
Taylor Lewan	2	30	37
Michael Schofield	2	24	25
Fitzgerald Toussaint	2	2	23

	Current		
DEFENSE	'13	Streak	Career
Thomas Gordon	1	1	28
Jake Ryan	0	0	24
Desmond Morgan	2	4	20
Courtney Avery	0	0	13
Raymon Taylor	2	13	13
Quinton Washington	2	2	12

LONGEST ACTIVE STARTS STREAKS

Taylor Lewan	30
Michael Schofield	24

CAREER GAMES STARTED

Taylor Lewan (OT)	37
Thomas Gordon (S)	28
Michael Schofield (OT)	25
Jake Ryan (LB)	24
Desmond Morgan (LB)	20

CAREER GAMES PLAYED

Michael Schofield (OT)	41
Jibreel Black (DT)	41
Courtney Avery (CB)	40
Taylor Lewan (OT)	39
Quinton Washington (DT)	38
Thomas Gordon (S)	36
Cameron Gordon (LB)	35
Brendan Gibbons (K)	35
Drew Dileo (WR)	34
Will Haperug (P)	31
Jareth Glanda (LS)	29
Fitzgerald Toussaint (RB)	28
Jake Ryan (LB)	26

\*Denotes Injured

# 2013 MICHIGAN FOOTBALL ROSTERS

## NUMERICAL ROSTER

No.	Player	Pos.
3	Dever, Bo	WR
3	McCray, Mike	LB
4	Gordon, Cameron ***	LB
4	Smith, De'Veon	RB
5	Hayes, Justice*	RB
6	Taylor, Raymon**	DB
6	Cleary, Brian	QB
7	Morris, Shane	QB
7	Poggi, Henry	DT
8	Bellomy, Russell*	QB
8	Stribling, Channing	DB
9	Dileo, Drew ***	WR
10	Jones, Da'Mario	WR
11	Avery, Courtney ***	CB
12	Gant, Allen	LB
13	Swieca, Alex	QB
13	Richardson, Terry*	CB
14	Furman, Josh**	S
15	Moore, Garrett	QB
15	Ross III, James*	LB
16	Wangler, Jack	WR
17	Jackson, Jeremy ***	WR
18	Countess, Blake*	DB
18	Hardison, DeAnthony	RB
20	Dawson, Reon	DB
20	Johnson, Drake	RB
21	Gallon, Jeremy ***	WR
22	Wilson, Jarrod*	S
23	Norfleet, Dennis*	WR
24	Hollowell, Delonte**	DB
25	Thomas, Dymonte	DB
26	Lewis, Jourdan	DB
27	Green, Derrick	RB
27	Hagerup, Will ***	P
28	Toussaint, Fitzgerald ***	RB
29	Douglas, Ross	DB
30	Gordon, Thomas ***	S
31	Benda, Nick	LB
32	Austin, Shaun	DB
33	Charlton, Taco	DE
33	Shallman, Wyatt	RB
34	Gibbons, Brendan ***	PK
34	Clark, Jeremy	S
35	Bolden, Joe*	LB
36	Kerridge, Joe*	FB
36	Pearson, AJ	DB
37	Henderson, Bobby	LB
38	Rawls, Thomas**	RB
39	Houma, Sione*	FB
41	Capatina, Anthony	WR
42	Esterline, Dylan*	TE
42	Gedeon, Ben	LB
43	Wormley, Chris	DE
43	Sypniewski, Scott	LS
44	Hill, Delano	DB

## ALPHABETICAL ROSTER

No.	Player	Pos.	Ht.	Wt.	Year/Elig.	Hometown (High School/Previous School)
91	Allen, Kenny	K/P	6-3	226	So./Fr.	Fenton, Mich. (Fenton)
49	Anlauf, Brad	WR	6-4	187	So./Fr.	Hinsdale, Ill. (Hinsdale Central)
54	Ash, Richard*	DT	6-3	314	Sr./Jr.	Pahokee, Fla. (Pahokee)
32	Austin, Shaun	DB	6-1	191	So./Fr.	Plymouth, Mich. (Plymouth)
11	Avery, Courtney ***	CB	5-11	175	Sr.	Mansfield, Ohio (Lexington)
62	Bars, Blake	OL	6-5	291	So./Fr.	Nashville, Tenn. (Montgomery Bell Academy)
8	Bellomy, Russell*	QB	6-3	215	Jr./So.	Arlington, Texas (Martin)
31	Benda, Nick	LB	6-0	220	So./Fr.	Champion, Mich. (Westwood)
97	Beyer, Brennen**	LB	6-3	250	Jr.	Canton, Mich. (Plymouth)
55	Black, Jibreel ***	DT	6-2	278	Sr.	Cincinnati, Ohio (Wyoming)
35	Bolden, Joe*	LB	6-3	225	So.	Cincinnati, Ohio (Colerain)
65	Bosch, Kyle	OL	6-5	302	Fr.	St. Charles, Ill. (St. Francis)
71	Braden, Ben	OL	6-6	318	So./Fr.	Rockford, Mich. (Rockford)
58	Bryant, Chris	OL	6-4	316	Jr./So.	Chicago, Ill. (Simeon)
56	Burzynski, Joey**	OL	6-1	293	Sr./Jr.	Carlsbad, Calif. (Carlsbad)
88	Butt, Jake	TE	6-6	237	Fr.	Pickerington, Ohio (Pickerington North)
41	Capatina, Anthony	WR	5-9	182	Sr./Jr.	Novi, Mich. (Detroit Catholic Central)
33	Charlton, Taco	DE	6-6	270	Fr.	Pickerington, Ohio (Central)
86	Chesson, Jehu	WR	6-3	196	So./Fr.	St. Louis, Mo. (Ladue Horton Watkins)
57	Clark, Frank**	DE	6-2	273	Jr.	Cleveland, Ohio (Glenville)
34	Clark, Jeremy	S	6-4	205	So./Fr.	Madisonville, Ky. (Madisonville North Hopkins)
6	Cleary, Brian	QB	6-3	209	So./Fr.	Detroit, Mich. (Detroit Jesuit)
18	Countess, Blake*	DB	5-10	182	Jr./So.	Owings Mills, Md. (Our Lady of Good Counsel)
82	Darboh, Amara*	WR	6-2	212	So.	West Des Moines, Iowa (Dowling Catholic)
55	Dawson, David	OL	6-4	297	Fr.	Detroit, Mich. (Cass Technical)
20	Dawson, Reon	DB	6-2	170	Fr.	Trotwood, Ohio (Trotwood-Madison)
3	Dever, Bo	WR	6-2	190	So./Fr.	Lake Forest, Ill. (Lake Forest)
9	Dileo, Drew ***	WR	5-10	180	Sr.	Greenwell Springs, La. (Parkview Baptist)
29	Douglas, Ross	DB	5-10	176	Fr.	Avon, Ohio (Avon)
59	Doyle, Jack	LB	6-1	208	Fr.	Grosse Pointe Farms, Mich. (Grosse Pointe South)
64	Duba, Brandon	LS	6-1	227	Fr.	Grandville, Mich. (Grandville)
83	Dukes, Jaron	WR	6-4	190	Fr.	Columbus, Ohio (Marion Franklin)
42	Esterline, Dylan*	TE	6-5	234	Sr./Jr.	Blissfield, Mich. (Blissfield)
73	Fox, Chris	OL	6-6	338	Fr.	Parker, Colo. (Ponderosa)
51	Froelich, Greg	OL	6-2	272	Fr.	Deerfield, Mass. (Deerfield)
87	Funchess, Devin*	TE	6-4	235	So.	Farmington Hills, Mich. (Harrison)
14	Furman, Josh**	S	6-2	202	Sr./Jr.	Annapolis, Md. (Old Mill Senior)
21	Gallon, Jeremy ***	WR	5-8	184	5th	Apopka, Fla. (Apopka)
12	Gant, Allen	S	6-2	212	So./Fr.	Sylvania, Ohio (Southview)
98	Gardner, Devin**	QB	6-4	210	Sr./Jr.	Detroit, Mich. (Inkster)
42	Gedeon, Ben	LB	6-3	236	Fr.	Hudson, Ohio (Hudson)
34	Gibbons, Brendan ***	PK	6-1	243	5th	West Palm Beach, Fla. (Cardinal Newman)
54	Glanda, Jareth**	LS	6-3	256	5th	Rochester Hills, Mich. (Brother Rice)
61	Glasgow, Graham*	OL	6-6	305	Jr./So.	Aurora, Ill. (Marmion Academy)
96	Glasgow, Ryan	DL	6-4	300	So./Fr.	Aurora, Ill. (Marmion Academy)
99	Godin, Matthew	DE	6-6	280	So./Fr.	Novi, Mich. (Detroit Catholic Central)
4	Gordon, Cameron ***	LB	6-3	237	5th	Detroit, Mich. (Inkster)
30	Gordon, Thomas ***	S	5-11	210	5th	Detroit, Mich. (Cass Technical)
27	Green, Derrick	RB	5-11	240	Fr.	Richmond, Va. (Hermitage)
69	Gunderson, Erik**	OL	6-8	306	5th	Milan, Mich. (Milan)
27	Hagerup, Will ***	P	6-4	221	Sr.	Milwaukee, Wis. (Whitefish Bay)
18	Hardison, DeAnthony	RB	5-8	180	So./Fr.	Detroit, Mich. (Crockett Technical)
5	Hayes, Justice*	RB	5-10	192	Jr./So.	Flint, Mich. (Grand Blanc Community)
92	Heitzman, Keith*	DE	6-3	280	Jr./So.	Hilliard, Ohio (Hilliard Davidson)
37	Henderson, Bobby	LB	5-11	227	So./Fr.	Hopewell Junction, NY (John Jay)
69	Henry, Willie	DT	6-3	306	So./Fr.	Cleveland, Ohio (Glenville)

## ALPHABETICAL ROSTER

No.	Player	Pos.	Ht.	Wt.	Year/Elig.	Hometown (High School/Previous School)
44	Hill, Delano	DB	6-0	205	Fr.	Detroit, Mich. (Cass Technical)
80	Hill, Khalid	TE	6-2	258	Fr.	Detroit, Mich. (East English Village Preparatory Academy)
24	Hollowell, Delonte**	DB	5-9	180	Jr.	Detroit, Mich. (Cass Technical)
39	Houma, Sione*	FB	6-0	231	So.	Salt Lake City, Utah (Highland)
73	Hurst Jr., Maurice	DT	6-2	270	Fr.	Westwood, Mass. (Xaverian Brothers)
17	Jackson, Jeremy ***	WR	6-3	209	Sr.	Ann Arbor, Mich. (Huron)
52	Jenkins-Stone, Royce*	LB	6-2	225	So.	Detroit, Mich. (Cass Technical)
95	Jocz, Michael	TE	6-4	225	So./Fr.	Novi, Mich (Novi)
20	Johnson, Drake	RB	6-1	213	So./Fr.	Ann Arbor, Mich. (Pioneer)
10	Jones, Da'Mario	WR	6-2	192	Fr.	Westland, Mich. (John Glenn)
67	Kalis, Kyle	OL	6-5	297	So./Fr.	Lakewood, Ohio (St. Edward)
89	Keizer, Jonathan	WR	6-5	212	Jr./So.	Portage, MI (Portage Northern)
36	Kerridge, Joe*	FB	6-0	238	Jr./So.	Traverse City, Mich. (St. Francis)
57	Kugler, Patrick	OL	6-5	287	Fr.	Wexford, Pa. (North Allegheny)
77	Lewan, Taylor ***	OL	6-8	315	5th	Cave Creek, Ariz. (Chaparral)
26	Lewis, Jourdan	DB	5-10	170	Fr.	Detroit, Mich. (Cass Technical)
66	Liesman, Dan	LB	6-2	215	So./Fr.	Lansing, Mich. (Lansing Catholic)
78	Magnuson, Erik	OL	6-6	285	So./Fr.	Carlsbad, Calif. (La Costa Canyon)
70	Mateus, Kristian*	OL	6-7	305	Sr./Jr.	Ada, Mich. (Forest Hills Central)
3	McCray, Mike	LB	6-4	237	Fr.	Trotwood, Ohio (Trotwood-Madison)
46	McGrath, J.J.	K	6-2	241	Fr.	Macomb, Mich. (Lutheran North)
60	Miller, Jack*	OL	6-4	290	Jr./So.	Perrysburg, Ohio (St. John's Jesuit)
91	Mitropoulos-Rundus, Alex	DL	6-2	258	Jr./So.	Ann Arbor, Mich. (Pioneer)
15	Moore, Garrett	QB	6-3	199	Fr.	Detroit, Mich. (Detroit Catholic Central)
48	Morgan, Desmond**	LB	6-1	228	Jr.	Holland, Mich. (West Ottawa)
7	Morris, Shane	QB	6-3	201	Fr.	Warren, Mich. (De La Salle)
23	Norfleet, Dennis*	WR	5-7	169	So.	Detroit, Mich. (Martin Luther King)
53	Ojemudia, Mario*	DE	6-2	250	So.	Farmington Hills, Mich. (Harrison)
94	Paskorz, Jordan*	TE	6-3	255	Sr./Jr.	Gibsonia, Pa. (Hampton)
36	Pearson, AJ	DB	6-0	192	So./Fr.	Johns Creek, Ga. (Northview)
56	Pipkins, Ondre*	DT	6-3	315	So.	Kansas City, Mo. (Park Hill)
63	Pliska, Ben	OL	6-3	276	So./Fr.	Kirkland, Wa. (Lake Washington)
7	Poggi, Henry	DT	6-4	260	Fr.	Baltimore, Md. (Gilman School)
38	Rawls, Thomas**	RB	5-10	217	Jr.	Flint, Mich. (Flint Northern)
85	Reynolds, Joe **	WR	6-1	196	5th	Rochester, Mich. (Rochester Adams)
13	Richardson, Terry*	CB	5-9	167	So.	Detroit, Mich. (Cass Technical)
15	Ross III, James*	LB	6-1	220	So.	Orchard Lake, Mich. (St. Mary's Prep)
47	Ryan, Jake**	LB	6-3	240	Sr./Jr.	Westlake, Ohio (St. Ignatius)
74	Samuelson, Dan	OL	6-5	283	Fr.	Plymouth, Ind. (Plymouth)
75	Schofield, Michael ***	OL	6-7	304	5th	Orland Park, Ill. (Carl Sandburg)
33	Shallman, Wyatt	RB	6-3	237	Fr.	Novi, Mich. (Detroit Catholic Central)
4	Smith, De'Veon	RB	5-11	224	Fr.	Warren, Ohio (Howland)
8	Stribling, Channing	DB	6-2	171	Fr.	Matthews, N.C. (Butler)
50	Strobel, Tom	DE	6-6	265	So./Fr.	Mentor, Ohio (Mentor)
13	Swieca, Alex	QB	6-1	210	Jr./So.	New York, NY (The Frisch School)
43	Sypniewski, Scott	LS	6-1	214	Fr.	Ottawa, Ill. (Marquette)
6	Taylor, Raymon**	DB	5-10	183	Jr.	Detroit, Mich. (Highland Park)
25	Thomas, Dymonte	DB	6-2	190	Fr.	Alliance, Ohio (Marlington)
28	Toussaint, Fitzgerald ***	RB	5-10	200	5th	Youngstown, Ohio (Liberty)
72	Tuley-Tillman, Logan	OL	6-7	300	Fr.	Peoria, Ill. (Manual)
16	Wangler, Jack	WR	6-1	198	Fr.	Royal Oak, Mich. (Shrine Catholic)
76	Washington, Quinton ***	DT	6-4	301	5th	St. Stephen, S.C. (Timberland)
45	Wile, Matt**	K	6-2	216	Jr.	San Diego, Calif. (Francis Parker)
84	Williams, A.J.*	TE	6-6	265	So.	Cincinnati, Ohio (Sycamore)
22	Wilson, Jarrod*	S	6-2	200	So.	Akron, Ohio (Buchtel)
43	Wormley, Chris	DE	6-5	289	So./Fr.	Toledo, Ohio (Whitmer)
81	York, Csont'e	WR	6-3	180	Fr.	Harper Woods, Mich. (Chandler Park Academy)

## NUMERICAL ROSTER

No.	Player	Pos.
45	Wile, Matt**	K/P
46	McGrath, J.J.	K
47	Ryan, Jake**	LB
48	Morgan, Desmond**	LB
49	Anlauf, Brad	WR
50	Strobel, Tom	DE
51	Froelich, Greg	OL
52	Jenkins-Stone, Royce*	LB
53	Ojemudia, Mario*	DE
54	Glanda, Jareth**	LS
54	Ash, Richard*	DT
55	Black, Jibreel ***	DT
55	Dawson, David	OL
56	Burzynski, Joey**	OL
56	Pipkins, Ondre*	DT
57	Clark, Frank**	DE
57	Kugler, Patrick	OL
58	Bryant, Chris	OL
59	Doyle, Jack	LB
60	Miller, Jack*	OL
61	Glasgow, Graham*	OL
62	Bars, Blake	OL
63	Pliska, Ben	OL
64	Duba, Brandon	LS
65	Bosch, Kyle	OL
66	Liesman, Dan	LB
67	Kalis, Kyle	OL
69	Gunderson, Erik**	OL
69	Henry, Willie	DT
70	Mateus, Kristian*	OL
71	Braden, Ben	OL
72	Tuley-Tillman, Logan	OL
73	Fox, Chris	OL
73	Hurst Jr., Maurice	DT
74	Samuelson, Dan	OL
75	Schofield, Michael ***	OL
76	Washington, Quinton ***	DT
77	Lewan, Taylor ***	OL
78	Magnuson, Erik	OL
80	Hill, Khalid	TE
81	York, Csont'e	WR
82	Darboh, Amara*	WR
83	Dukes, Jaron	WR
84	Williams, A.J.*	TE
85	Reynolds, Joe **	WR
86	Chesson, Jehu	WR
87	Funchess, Devin*	TE
88	Butt, Jake	TE
89	Keizer, Jonathan	WR
91	Mitropoulos-Rundus, Alex	DL
91	Allen, Kenneth	K/P
92	Heitzman, Keith*	DE
94	Paskorz, Jordan*	TE
95	Jocz, Michael	TE
96	Glasgow, Ryan	DL
97	Beyer, Brennen*	LB
98	Gardner, Devin**	QB

# 2013 ROSTER BREAKDOWN

## ROSTER BY STATE

No.	Player	Pos.
Arizona (1)		
77	Lewan, Taylor ***	OL
California(3)		
56	Burzynski, Joey **	OL
78	Magnuson, Erik	OL
45	Wile, Matt **	K
Colorado (1)		
73	Fox, Chris	OL
Florida(3)		
54	Ash, Richard*	DT
21	Gallon, Jeremy ***	WR
34	Gibbons, Brendan ***	PK
Georgia (1)		
36	Pearson, AJ	DB
Illinois (9)		
49	Anlauf, Brad	WR
65	Bosch, Kyle	OL
58	Bryant, Chris	OL
3	Dever, Bo	WR
61	Glasgow, Graham*	OL
96	Glasgow, Ryan	DL
75	Schofield, Michael ***	OL
43	Sypniewski, Scott	LS
72	Tuley-Tillman, Logan	OL
Indiana (1)		
74	Samuelson, Dan	OL
Iowa (1)		
82	Darboh, Amara*	WR
Kentucky (1)		
34	Clark, Jeremy	S
Louisiana (1)		
9	Dileo, Drew ***	WR
Maryland (3)		
18	Countess, Blake *	DB
14	Furman, Josh **	S
7	Poggi, Henry	DT
Massachusetts (2)		
51	Froelich, Greg	OL
73	Hurst Jr., Maurice	DT
Michigan (48)		
91	Allen, Kenny	K/P
32	Austin, Shaun	DB
31	Benda, Nick	LB
97	Beyer, Brennen **	LB
71	Braden, Ben	OL
41	Capatina, Anthony	WR
6	Cleary, Brian	QB
55	Dawson, David	OL
59	Doyle, Jack	LB
64	Duba, Brandon	LS
42	Esterline, Dylan*	TE
87	Funchess, Devin*	TE
98	Gardner, Devin **	QB
54	Glanda, Jareth **	LS
99	Godin, Matthew	DE
4	Gordon, Cameron ***	LB
30	Gordon, Thomas ***	S
69	Gunderson, Erik **	OL
18	Hardison, DeAnthony	RB
5	Hayes, Justice*	RB
44	Hill, Delano	DB
80	Hill, Khalid	TE
24	Hollowell, Delonte **	DB
17	Jackson, Jeremy ***	WR
52	Jenkins-Stone, Royce*	LB
95	Jocz, Michael	TE

## ROSTER BY POSITION

### Quarterback

No.	Player	Pos.	Ht.	Wt.	Year/Elig.	Hometown (High School/Previous School)
8	Bellomy, Russell *	QB	6-3	215	Jr./Sr.	Arlington, Texas (Martin)
6	Cleary, Brian	QB	6-3	209	So./Fr.	Detroit, Mich. (Detroit Jesuit)
98	Gardner, Devin **	QB	6-4	210	Sr./Jr.	Detroit, Mich. (Inkster)
15	Moores, Garrett	QB	6-3	199	Fr.	Detroit, Mich. (Detroit Catholic Central)
7	Morris, Shane	QB	6-3	201	Fr.	Warren, Mich. (De La Salle)
13	Swieca, Alex	QB	6-1	210	Jr./So.	New York, NY (The Frisch School)

### Running Back

27	Green, Derrick	RB	5-11	240	Fr.	Richmond, Va. (Hermitage)
18	Hardison, DeAnthony	RB	5-8	185	So./Fr.	Detroit, Mich. (Crockett Technical)
5	Hayes, Justice *	RB	5-10	192	Jr./So.	Flint, Mich. (Grand Blanc Community)
39	Houma, Sione *	FB	6-0	231	So.	Salt Lake City, Utah (Highland)
20	Johnson, Drake	RB	6-1	213	So./Fr.	Ann Arbor, Mich. (Pioneer)
36	Kerridge, Joe *	FB	6-0	241	Jr./So.	Traverse City, Mich. (St. Francis)
38	Rawls, Thomas **	RB	5-10	217	Jr./So.	Flint, Mich. (Flint Northern)
33	Shallman, Wyatt	RB	6-3	237	Fr.	Novi, Mich. (Detroit Catholic Central)
4	Smith, De'Veon	RB	5-11	224	Fr.	Warren, Ohio (Howland)
28	Toussaint, Fitzgerald ***	RB	5-10	200	5th	Youngstown, Ohio (Liberty)

### Wide Receiver

49	Anlauf, Brad	WR	6-4	187	So./Fr.	Hinsdale, Ill. (Hinsdale Central)
41	Capatina, Anthony	WR	5-9	182	Sr./Jr.	Novi, Mich. (Detroit Catholic Central)
86	Chesson, Jehu	WR	6-3	196	So./Fr.	St. Louis, Mo. (Ladue Horton Watkins)
82	Darboh, Amara *	WR	6-2	212	So.	West Des Moines, Iowa (Dowling Catholic)
3	Dever, Bo	WR	6-2	190	So./Fr.	Lake Forest, Ill. (Lake Forest)
9	Dileo, Drew ***	WR	5-10	180	Sr.	Greenwell Springs, La. (Parkview Baptist)
83	Dukes, Jaron	WR	6-4	190	Fr.	Columbus, Ohio (Marion Franklin)
21	Gallon, Jeremy ***	WR	5-8	184	5th	Apopka, Fla. (Apopka)
17	Jackson, Jeremy ***	WR	6-3	209	Sr.	Ann Arbor, Mich. (Huron)
10	Jones, Da'Mario	WR	6-2	192	Fr.	Westland, Mich. (John Glenn)
89	Keizer, Jonathan	WR	6-5	212	Jr./So.	Portage, MI (Portage Northern)
23	Norfleet, Dennis *	WR	5-7	169	So.	Detroit, Mich. (Martin Luther King)
85	Reynolds, Joe **	WR	6-1	196	5th	Rochester, Mich. (Rochester Adams)
16	Wangler, Jack	WR	6-1	199	Fr.	Royal Oak, Mich. (Shrine Catholic)
81	York, Csont'e	WR	6-3	180	Fr.	Harper Woods, Mich. (Chandler Park Academy)

### Tight End

88	Butt, Jake	TE	6-6	237	Fr.	Pickerington, Ohio (Pickerington North)
42	Esterline, Dylan *	TE	6-5	234	Sr./Jr.	Blissfield, Mich. (Blissfield)
87	Funchess, Devin *	TE	6-4	235	So.	Farmington Hills, Mich. (Harrison)
80	Hill, Khalid	TE	6-2	258	Fr.	Detroit, Mich. (East English Village Preparatory Academy)
95	Jocz, Michael	TE	6-4	225	So./Fr.	Novi, Mich (Novi)
94	Paskorz, Jordan *	TE	6-3	255	Sr./Jr.	Gibsonia, Pa. (Hampton)
84	Williams, A.J. *	TE	6-6	265	So.	Cincinnati, Ohio (Sycamore)

### Offensive Line

62	Bars, Blake	OL	6-5	291	So./Fr.	Nashville, Tenn. (Montgomery Bell Academy)
65	Bosch, Kyle	OL	6-5	302	Fr.	St. Charles, Ill. (St. Francis)
71	Braden, Ben	OL	6-6	318	So./Fr.	Rockford, Mich. (Rockford)
58	Bryant, Chris	OL	6-4	316	Jr./So.	Chicago, Ill. (Simeon)
56	Burzynski, Joey **	OL	6-1	293	Sr./Jr.	Carlsbad, Calif. (Carlsbad)
55	Dawson, David	OL	6-4	297	Fr.	Detroit, Mich. (Cass Technical)
73	Fox, Chris	OL	6-6	338	Fr.	Parker, Colo. (Ponderosa)
51	Froelich, Greg	OL	6-3	295	Fr.	Deerfield, Mass. (Deerfield)
61	Glasgow, Graham*	OL	6-6	303	Jr./So.	Aurora, Ill. (Marmion Academy)
69	Gunderson, Erik **	OL	6-8	306	5th	Milan, Mich. (Milan)
67	Kalis, Kyle	OL	6-5	302	So./Fr.	Lakewood, Ohio (St. Edward)
57	Kugler, Patrick	OL	6-5	287	Fr.	Wexford, Penn. (North Allegheny)
77	Lewan, Taylor ***	OL	6-8	315	5th	Cave Creek, Ariz. (Chaparral)
78	Magnuson, Erik	OL	6-6	285	So./Fr.	Carlsbad, Calif. (La Costa Canyon)
70	Mateus, Kristian *	OL	6-7	305	Sr./Jr.	Ada, Mich. (Forest Hills Central)
60	Miller, Jack *	OL	6-4	290	Jr./So.	Perrysburg, Ohio (St. John's Jesuit)
63	Pliska, Ben	OL	6-3	276	So./Fr.	Kirkland, Wa. (Lake Washington)
74	Samuelson, Dan	OL	6-5	283	Fr.	Plymouth, Ind. (Plymouth)
75	Schofield, Michael ***	OL	6-7	304	5th	Orland Park, Ill. (Carl Sandburg)
72	Tuley-Tillman, Logan	OL	6-7	300	Fr.	Peoria, Ill. (Manual)



## ROSTER BY POSITION

## Defensive Line

54	Ash, Richard*	DT	6-3	314	Sr./Jr.	Pahokee, Fla. (Pahokee)
55	Black, Jibreel ***	DT	6-2	278	Sr./Jr.	Cincinnati, Ohio (Wyoming)
33	Charlton, Taco	DE	6-6	270	Fr.	Pickerington, Ohio (Central)
57	Clark, Frank **	DE	6-2	273	Jr.	Cleveland, Ohio (Glenville)
96	Glasgow, Ryan	DT	6-4	300	So./Fr.	Aurora, Ill. (Marmion Academy)
99	Godin, Matthew	DE	6-6	280	So./Fr.	Novi, Mich. (Detroit Catholic Central)
92	Heitzman, Keith*	DE	6-3	280	Jr./So.	Hilliard, Ohio (Hilliard Davidson)
69	Henry, Willie	DT	6-3	306	So./Fr.	Cleveland, Ohio (Glenville)
73	Hurst Jr., Maurice	DT	6-2	270	Fr.	Westwood, Mass. (Xaverian Brothers)
91	Mitropoulos-Rundus, Alex	DT	6-2	250	Jr./So.	Ann Arbor, Mich. (Pioneer)
53	Ojemudia, Mario*	DE	6-2	250	So.	Farmington Hills, Mich. (Harrison)
56	Pipkins, Ondre*	DT	6-3	315	So.	Kansas City, Mo. (Park Hill)
7	Poggi, Henry	DT	6-4	260	Fr.	Baltimore, Md. (Gilman School)
50	Strobel, Tom	DE	6-6	265	So./Fr.	Mentor, Ohio (Mentor)
76	Washington, Quinton ***	DT	6-4	301	5th	St. Stephen, S.C. (Timberland)
43	Wormley, Chris	DE	6-5	289	So./Fr.	Toledo, Ohio (Whitmer)

## Linebacker

31	Benda, Nick	LB	6-0	210	So./Fr.	Champion, Mich. (Westwood)
97	Beyer, Brennen **	LB	6-3	250	Jr.	Canton, Mich. (Plymouth)
35	Bolden, Joe*	LB	6-3	225	So.	Cincinnati, Ohio (Colerain)
59	Doyle, Jack	LB	6-1	208	Fr.	Grosse Pointe Farms, Mich. (Grosse Pointe South)
42	Gedeon, Ben	LB	6-3	236	Fr.	Hudson, Ohio (Hudson)
4	Gordon, Cameron ***	LB	6-3	237	5th	Detroit, Mich. (Inkster)
37	Henderson, Bobby	LB	5-11	227	So./Fr.	Hopewell Junction, NY (John Jay)
52	Jenkins-Stone, Royce*	LB	6-2	225	So.	Detroit, Mich. (Cass Technical)
66	Liesman, Dan	LB	6-2	215	So./Fr.	Lansing, Mich. (Lansing Catholic)
3	McCray, Mike	LB	6-4	237	Fr.	Trotwood, Ohio (Trotwood-Madison)
48	Morgan, Desmond**	LB	6-1	228	Jr./So.	Holland, Mich. (West Ottawa)
15	Ross III, James *	LB	6-1	220	So.	Orchard Lake, Mich. (St. Mary's Prep)
47	Ryan, Jake **	LB	6-3	240	Sr./Jr.	Westlake, Ohio (St. Ignatius)

## Secondary

32	Austin, Shaun	S	6-1	191	So./Fr.	Plymouth, Mich. (Plymouth)
11	Avery, Courtney ***	CB	5-11	175	Sr./Jr.	Mansfield, Ohio (Lexington)
34	Clark, Jeremy	S	6-4	205	So./Fr.	Madisonville, Ky. (Madisonville North Hopkins)
18	Countess, Blake *	CB	5-10	182	Jr./So.	Owings Mills, Md. (Our Lady of Good Counsel)
20	Dawson, Reon	DB	6-2	170	Fr.	Trotwood, Ohio (Trotwood-Madison)
29	Douglas, Ross	DB	5-10	176	Fr.	Avon, Ohio (Avon)
14	Furman, Josh **	S	6-2	202	Sr./Jr.	Annapolis, Md. (Old Mill Senior)
12	Gant, Allen	S	6-2	212	So./Fr.	Sylvania, Ohio (Southview)
30	Gordon, Thomas ***	S	5-11	210	5th	Detroit, Mich. (Cass Technical)
44	Hill, Delano	DB	6-0	205	Fr.	Detroit, Mich. (Cass Technical)
24	Hollowell, Delonte **	CB	5-9	180	Jr.	Detroit, Mich. (Cass Technical)
26	Lewis, Jourdan	DB	5-10	170	Fr.	Detroit, Mich. (Cass Technical)
36	Pearson, AJ	DB	6-0	199	So./Fr.	Johns Creek, Ga. (Northview)
13	Richardson, Terry*	CB	5-9	167	So.	Detroit, Mich. (Cass Technical)
8	Stribling, Channing	DB	6-2	171	Fr.	Matthews, N.C. (Butler)
6	Taylor, Raymon **	CB	5-10	186	Jr.	Detroit, Mich. (Highland Park)
25	Thomas, Dymonte	DB	6-2	190	Fr.	Alliance, Ohio (Marlington)
22	Wilson, Jarrod*	S	6-2	200	So.	Akron, Ohio (Buchtel)

## Specialists

91	Allen, Kenny	K/P	6-3	226	So./Fr.	Fenton, Mich. (Fenton)
64	Duba, Brandon	LS	6-1	227	Fr.	Grandville, Mich. (Grandville)
34	Gibbons, Brendan ***	PK	6-1	240	5th	West Palm Beach, Fla. (Cardinal Newman)
54	Glanda, Jareth **	LS	6-3	256	5th	Rochester Hills, Mich. (Brother Rice)
27	Hagerup, Will ***	P	6-4	227	Sr.	Milwaukee, Wis. (Whitefish Bay)
46	McGrath, J.J.	K	6-2	249	Fr.	Macomb, Mich. (Lutheran North)
43	Sypniewski, Scott	LS	6-1	214	Fr.	Ottawa, Ill. (Marquette)
45	Wile, Matt **	PK	6-2	216	Jr.	San Diego, Calif. (Francis Parker)

20	Johnson, Drake	RB
10	Jones, Da'Mario	WR
89	Keizer, Jonathan	WR
36	Kerridge, Joe*	FB
26	Lewis, Jourdan	DB
66	Liesman, Dan	LB
70	Mateus, Kristian*	OL
46	McGrath, J.J.	K
91	Mitropoulos-Rundus, Alex	DL
48	Morgan, Desmond **	LB
15	Moore, Garrett	QB
7	Morris, Shane	QB
23	Norfleet, Dennis*	WR
53	Ojemudia, Mario*	DE
38	Rawls, Thomas **	RB
85	Reynolds, Joe **	WR
13	Richardson, Terry*	CB
15	Ross III, James*	LB
33	Shallman, Wyatt	RB
6	Taylor, Raymon **	DB
16	Wangler, Jack	WR
81	York, Csont'e	WR
Missouri (2)		
86	Chesson, Jehu	WR
56	Pipkins, Ondre*	DT
New York (2)		
37	Henderson, Bobby	LB
13	Swieca, Alex	QB
North Carolina (1)		
8	Stribling, Channing	DB
Ohio (24)		
11	Avery, Courtney ***	CB
55	Black, Jibreel ***	DE
35	Bolden, Joe*	LB
88	Butt, Jake	TE
33	Charlton, Taco	DE
57	Clark, Frank **	DE
20	Dawson, Reon	DB
29	Douglas, Ross	DB
83	Dukes, Jaron	WR
12	Gant, Allen	S
42	Gedeon, Ben	LB
92	Heitzman, Keith*	DE
69	Henry, Willie	DT
67	Kalis, Kyle	OL
3	McCray, Mike	LB
60	Miller, Jack*	OL
47	Ryan, Jake**	LB
4	Smith, De'Veon	RB
50	Strobel, Tom	DE
25	Thomas, Dymonte	DB
28	Toussaint, Fitzgerald ***	RB
84	Williams, A.J.*	TE
22	Wilson, Jarrod*	S
43	Wormley, Chris	DE
Pennsylvania (2)		
94	Paskorz, Jordan*	TE
57	Kugler, Patrick	OL
South Carolina (1)		
76	Washington, Quinton ***	DT
Tennessee (1)		
62	Bars, Blake	OL
Texas (1)		
8	Bellomy, Russell*	QB
Utah (1)		
39	Houma, Sione*	FB
Virginia (1)		
27	Green, Derrick	RB
Washington (1)		
63	Pliska, Ben	OL
Wisconsin (1)		
27	Hagerup, Will***	P

# HEAD COACH BRADY HOKE



## Conference Championships

MAC WEST (2007, 2008)

## Coach of the Year Honors

- National - Maxwell Football Club (2011)
- Big Ten - Hayes-Schembechler (Coaches - 2011)
- Big Ten - Dave McClain (Media - 2011, Media)
- MWC (2010)
- AFCA FBS Region 3 (2008)
- MAC (2008)

## At a Glance

Born: November 3, 1958 in Kettering, Ohio  
 High School: Fairmont East (1977)  
 College: Ball State, B.S., 1982  
 Wife: Laura  
 Children: Kelly

## Brady Hoke: Head Coach ■ Ball State (1982) Michigan W-L: 21-7 Second Season Big Ten W-L: 12-4

Brady Hoke was named the 19th head coach in University of Michigan football history on Jan. 11, 2011. A former assistant coach at U-M (1995-2002), Hoke led the Wolverines to a 19-7 record (12-4 Big Ten) in his first two seasons as head coach. Hoke led the Wolverines to an 11-2 record (6-2 Big Ten) and Allstate Sugar Bowl victory in his first season at the helm, while U-M finished the regular season 8-5 (6-2 Big Ten) to earn a bid to the Outback Bowl in 2012.

Hoke had previous head coaching stints at San Diego State from 2009-10, where he earned a 13-12 record, and his alma mater, Ball State, where he went 34-38 from 2003-08. Collectively, Hoke is 66-56 in 10 seasons as a head coach.

Hoke's first-season success in Ann Arbor was acknowledged across the country. He was named the Maxwell Football Club Collegiate Coach of the Year and was named a finalist for three other national Coach of the Year honors: Bear Bryant, Eddie Robinson and Liberty Mutual. The Big Ten Conference's coaches voted Hoke as the inaugural recipient of the Hayes-Schembechler Coach of the Year award, while the Big Ten media named him the Dave McClain Coach of the Year.

With four wins more than the 2010 squad (7-6), Hoke and the Wolverines tied Fielding Yost's 1901 team as the only two teams with a four-win improvement from the previous season. Yost's 1901 team went 11-0 following a 7-2-1 1900 season.

Only the legendary Yost precedes Hoke as a Michigan head coach to win 10 games in his first season. Hoke also became the fifth Big Ten coach to win at least 10 games in his first season as head coach, and became the third U-M coach to win his first six games (Fielding Yost-1901, Bennie Oosterbaan-1948). Nationally, Hoke became one of eight coaches to direct a team to a BCS bowl in his first season, while he became the third coach to direct a team to a BCS bowl victory in his first season. Hoke also became the first Michigan head coach to go undefeated at home in his first two seasons since Fielding Yost in 1901-02. The Wolverines were a perfect 8-0 at Michigan Stadium in 2011 and 6-0 at the Big House in 2012.

Since Hoke's arrival, the defense has improved from a unit that in 2010 ranked 108th in the Football Bowl Subdivision in scoring defense and 110th in yards allowed to one that ranked 11th in total defense and 16th in scoring defense in 2012. The unit also ranked second in passing defense, surrendering 155.2 yards per game, and it did not allow at 200-yard passer during the regular season.

Meanwhile, the offense continued its scoring pace in 2012 by averaging 30 points per game after scoring 33.3 points per game in 2011.

Ten Wolverines have earned All-Big Ten distinction in two seasons under Hoke, including back-to-back Big Ten Rimington-Pace Offensive Lineman of the Year winners in center David Molk (2011) and left tackle Taylor Lewan (2012). Molk and Lewan each earned All-America honors in those years, while Molk also was named the 2011 Rimington Trophy recipient.

The 2010 Mountain West Conference Coach of the Year, Hoke guided the Aztecs to a 9-4 record, marking the most victories since 1996 (8) while earning the program's first trip to a bowl game in 12 years, a 35-14 victory over Navy. Six of his players earned All-MWC first team honors in 2010, including running back Ronnie Hillman, the league's Freshman of the Year. Seven additional players earned second-team (4) honors and honorable mention (3). In 2009, Hoke's first season at San Diego State, five players were named to All-MWC teams, while 11 were MWC All-Academic selections.

As head coach at Ball State, he mentored players to 35 All-MAC selections in six years en route to a pair of bowl game appearances in 2007 and '08. The 2008 season marked the best season in program history, recording a school-record 12 wins and completing an undefeated Mid-American Conference regular-season campaign.

Collectively, Hoke has 30 years of collegiate coaching experience beginning with assistant positions at Grand Valley State (1983), Western Michigan (1984-86), Toledo (1987-88), Oregon State (1989-94) and Michigan (1995-2002). A defensive line coach at U-M, Hoke was part of three Big Ten champion teams (1997, '98, 2000), including the 1997 national champion and Rose Bowl winning squad. During his tenure, U-M posted a 76-23 overall record, claiming at least 10 victories on four occasions.

A 1982 graduate of Ball State University, Hoke earned four letters (1977-80) with the Cardinals. He was part of the only two teams in Ball State football history to post undefeated conference seasons: as a player in 1978, and as the head coach in 2008. Hoke led Ball State to the 1978 MAC championship, and as a team captain in 1980 earned All-MAC second-team honors. He graduated from Fairmont East High School in Kettering, Ohio, in 1977.

He and his wife, the former Laura Homberger, have one daughter, Kelly.

## BRADY HOKE'S YEAR-BY-YEAR COACHING RECORD

YEAR	SCHOOL	RECORD	CONFERENCE RECORD	POST-SEASON
2013	Michigan	2-0	0-0 Big Ten	
2012	Michigan	8-5	6-2 Big Ten	Outback Bowl (vs. South Carolina/L, 33-28)
2011	Michigan	11-2	6-2 Big Ten	Sugar Bowl (vs. Virginia Tech/W, 23-20 ot)
2010	San Diego State	9-4	5-3 MWC	Poinsettia Bowl (vs. Navy/W, 35-14)
2009	San Diego State	4-8	2-6 MWC	
2008	Ball State	12-1	8-0 MAC	MAC West champion, * Did not coach GMAC Bowl (vs. Tulsa/L, 45-13)
2007	Ball State	7-6	5-2 MAC	MAC West co-champ, International Bowl (vs. Rutgers/L, 52-30)
2006	Ball State	5-7	5-3 MAC	
2005	Ball State	4-7	4-4 MAC	
2004	Ball State	2-9	2-6 MAC	
2003	Ball State	4-8	3-5 MAC	
<b>U-M</b>	<b>3 Seasons</b>	<b>21-7</b>	<b>12-4 Big Ten</b>	
<b>SDSU</b>	<b>2 Seasons</b>	<b>13-12</b>	<b>7-9 MWC</b>	
<b>BSU</b>	<b>6 Seasons</b>	<b>34-38</b>	<b>27-20 MAC</b>	
<b>TOTAL</b>	<b>11 Seasons</b>	<b>68-57</b>	<b>46-33 Conference</b>	

## BRADY HOKE'S MILESTONE WINS

Win	Opponent	Site	Date
1	Ball State 31, Indiana State 7	H	8/28/2003
10	Ball State 26, Eastern Michigan 25	A	11/12/2005
20	Ball State 27, Western Michigan 23	A	10/20/2007
30	Ball State 38, Eastern Michigan 16	H	10/25/2008
40	San Diego State 41, New Mexico St.	A	9/11/2010
50	Michigan 31, Eastern Michigan 3	H	9/17/2011

## U-M SUPERLATIVES UNDER BRADY HOKE

Overall:	21-7
At Home:	16-0
On the Road:	4-5
Neutral:	1-2
By Month:	
August:	1-0
September:	7-2
October:	6-2
November:	6-2
December:	0-0
January:	1-1
When Scoring First:	13-1
When Opponent Scored First:	8-6
When Scoring 20 or More Points:	20-2
When Scoring Less Than 20 Points:	1-5
When Leading at the Half:	17-1
When Trailing at the Half:	3-5
When Tied at the Half:	1-1
When Leading after 3 Quarters:	17-1
When Trailing after 3 Quarters:	3-6
When Tied after 3 Quarters:	0-0
In Overtime:	2-0
When Outrushing the Opponent:	17-2
With 35 or More Rushing Attempts:	15-5
With Less Than 30 Passing Attempts:	17-4
When Leading in Time of Possession:	14-4
When Trailing in Time of Possession:	7-3
On Turf:	19-4
On Grass:	2-3
When Leading in Takeaway/Turnover Ratio:	9-1
When Even in Takeaway/Turnover Ratio:	5-0
When Trailing in Takeaway/Turnover Ratio:	7-6
With an Individual 100-Yard Rusher:	12-2
With an Individual 200-Yard Passer:	8-2
250-Yard Passer:	6-0
With an Individual 100-Yard Receiver:	6-2
With an Individual Opponent 100-Yard Rusher:	4-5
With an Individual Opponent 200-Yard Passer:	6-1
250-Yard Passer:	4-0
With an Individual Opponent 100-Yard Receiver:	4-1



**AL BORGES**

Offensive Coordinator/QB



**DARRELL FUNK**

Offensive Line



**FRED JACKSON**

Running Backs



**JEFF HECKLINSKI**

Wide Receivers



**DAN FERRIGNO**

Special Teams/Tight Ends



**GREG MATTISON**

Defensive Coordinator/DL



**ROY MANNING**

Outside Linebackers



**MARK SMITH**

Inside Linebackers



**CURT MALLORY**

Secondary



**AARON WELLMAN**

Strength and Conditioning

## RECORD VERSUS OPPONENTS

Conf./Team	Record
<b>Big Ten</b>	
Illinois	2-1
Indiana	1-2
Iowa	1-2
Michigan	0-1
Michigan State	1-1
Minnesota	2-0
Nebraska	1-1
Northwestern	2-0
Ohio State	1-1
Purdue	2-2
<b>Totals</b>	<b>13-11</b>

<b>MAC</b>	
Akron	2-1
Bowling Green	0-3
Buffalo	2-1
Central Florida	1-0
Central Michigan	3-4
Eastern Michigan	5-2
Kent State	3-0
Massachusetts	1-0
Miami	2-2
Northern Illinois	3-3
Ohio	0-1
Toledo	4-2
Western Michigan	5-2
<b>Totals</b>	<b>31-21</b>

<b>Independent</b>	
Navy	3-0
Notre Dame	2-1
<b>Total</b>	<b>5-1</b>

<b>Mountain West</b>	
Air Force	2-1
BYU	0-2
Colorado State	2-0
New Mexico	2-0
San Diego State	1-0
TCU	0-2
UNLV	1-1
Utah	0-2
Wyoming	1-1
<b>Total</b>	<b>9-9</b>

<b>Big 12</b>	
Missouri	0-3
Nebraska	0-1
<b>Totals</b>	<b>0-4</b>

<b>Big East</b>	
Boston College	0-2
Pittsburgh	0-1
Rutgers	0-1
Virginia Tech	1-0
<b>Totals</b>	<b>1-4</b>

<b>ACC</b>	
Boston College	0-1

<b>SEC</b>	
Alabama	0-1
Auburn	0-1
South Carolina	0-1
<b>Total</b>	<b>0-3</b>

<b>Sun Belt</b>	
Western Kentucky	2-0

<b>PAC 12</b>	
UCLA	0-1

<b>WAC</b>	
Idaho	0-1
New Mexico State	2-0
Utah State	1-0
<b>Total</b>	<b>3-1</b>

<b>FCS</b>	
Nicholls State	1-0
Southern Utah	1-0
Indiana State	1-0
North Dakota State	0-1
Northeastern	1-0
<b>Total</b>	<b>4-1</b>

<b>Totals</b>	<b>68-57</b>
---------------	--------------

# INDIVIDUAL CAREER BESTS

## TOP STATISTICAL LEADERS

### Rushing

**2013:** Devin Gardner (20 carries, 134 yards, 6.7 avg., 3 TDs)  
**Fitzgerald Toussaint** (36 carries, 128 yards, 3.6 avg., 2 TDs)  
**Career:** Fitzgerald Toussaint (361 carries, 1,770 yards, 4.9 avg., 17 TDs)

### Passing

**2013:** Devin Gardner (31-48, 456 yards, 5 TDs)  
**Career:** Devin Gardner (124-207, 1,936 yards, 18 TDs)

### Receiving

**2013:** Jeremy Gallon (12 for 231 yards, 19.2 avg., 4 TDs)  
**Career:** Jeremy Gallon (96 for 1,562 yards, 16.3 avg., 12 TDs)

### Punt Returns

**2013:** Jeremy Gallon (1 for 9 yards, 9.0 avg., 0 TD)  
**Career:** Jeremy Gallon (42 for 303 yards, 7.2 avg., 0 TD)

### Kickoff Returns

**2013:** Dennis Norfleet (7 for 184 yards, 26.3 avg., 0 TDs)  
**Career:** Dennis Norfleet (42 for 1,011 yards, 24.1 avg., 0 TDs)

### Punting

**2013:** Matt Wile (3 for 94 yards, 31.3 avg., 1 I20)  
**Career:** Matt Wile (32 for 1,232 yards, 38.5 avg., 14 I20)

### Field Goals

**2013:** Brendan Gibbons (3-3, long 42 yards)  
**Career:** Brendan Gibbons (33-43, long 52 yards)

### Tackles

**2013:** Raymon Taylor (15; 11 solos, 4 assists)  
**Career:** Thomas Gordon (178; 106 solos, 72 assists)

### Tackles for Loss

**2013:** Brennen Beyer (3.0 for 18 yards)  
**Career:** Jake Ryan (27 for 124 yards)

### Sacks

**2013:** Cameron Gordon (2.0 for 11 yards)  
**Career:** Jake Ryan (7.5 for 43 yards)

### Interceptions

**2013:** Blake Countess (2 for 30 yards)  
**Career:** Raymon Taylor (3 for 124 yards), Cam Gordon (3 for 35 yards) and Thomas Gordon (3 for 19 yards)

### Pass Breakups

**2012:** Cam Gordon, Desmond Morgan, James Ross III and Jarrod Wilson (1)  
**Career:** Courtney Avery (8)

## RUSHING

### Devin Gardner

Attempts: 13, vs. Notre Dame (Sept. 7, 2013)  
Yards: 82, vs. Notre Dame (Sept. 7, 2013)  
TDs: 3, vs. Iowa (Nov. 17, 2012)  
Long: 35, vs. Notre Dame (Sept. 7, 2013)

### Thomas Rawls

Attempts: 16, at Minnesota (Nov. 3, 2012)  
Yards: 90, vs. Illinois (Oct. 13, 2012)  
TDs: 1, five times, last vs. Central Michigan (Aug. 31, 2013)  
Long: 63, vs. Illinois (Oct. 13, 2012)

### Fitzgerald Toussaint

Attempts: 29, vs. Nebraska (Nov. 19, 2011)  
Yards: 192, at Illinois (Nov. 12, 2011)  
TDs: 2, 6 times, last vs. Central Michigan (Aug. 31, 2013)  
Long: 65, at Illinois (Nov. 12, 2011)

## PASSING

### Devin Gardner

Attempts: 36, vs. South Carolina (Jan. 1, 2013)  
Completions: 21, vs. Notre Dame (Sept. 7, 2013)  
Yards: 314, vs. Iowa (Nov. 17, 2012)  
TDs: 3, last vs. Notre Dame (Sept. 7, 2013)  
Long: 75, at Ohio State (Nov. 24, 2012)

### Shane Morris

Attempts: 6, vs. Central Michigan (Aug. 31, 2013)  
Completions: 4, vs. Central Michigan (Aug. 31, 2013)  
Yards: 59, vs. Central Michigan (Aug. 31, 2013)  
TDs: None  
Long: 36, vs. Central Michigan (Aug. 31, 2013)

## RECEIVING

### Drew Dileo

Catches: 4, twice, last at Minnesota (Nov. 3, 2012)  
Yards: 92, vs. Michigan State (Oct. 20, 2012)  
TDs: 1, four times, last vs. Notre Dame (Sept. 7, 2013)  
Long: 66, vs. Massachusetts (Sept. 15, 2012)

### Jeremy Gallon

Catches: 9, vs. South Carolina (Jan. 1, 2013)  
Yards: 184, vs. Notre Dame (Sept. 7, 2013)  
TDs: 3, vs. Notre Dame (Sept. 7, 2013)  
Long: 71, twice, last vs. Illinois (Oct. 13, 2012)

### Devin Funchess

Catches: 4, vs. Air Force (Sept. 8, 2012)  
Yards: 106, vs. Air Force (Sept. 8, 2012)  
TDs: 1, five times, last vs. Iowa (Nov. 17, 2012)  
Long: 36 vs. Central Michigan (Aug. 31, 2013)

### Jeremy Jackson

Catches: 2, five times, last vs. Notre Dame (Sept. 7, 2013)  
Yards: 31, at Ohio State (Nov. 27, 2010)  
TDs: None  
Long: 22, at Ohio State (Nov. 27, 2010)

### Joe Reynolds

Catches: 3, vs. Iowa (Nov. 17, 2012)  
Yards: 45, vs. Central Michigan (Aug. 31, 2013)  
TDs: None  
Long: 45, vs. Central Michigan (Aug. 31, 2013)

## DEFENSE

### Courtney Avery

Tackles: 7, vs. Wisconsin (Nov. 20, 2010)  
Solos: 5, at Purdue (Nov. 13, 2010)  
Asst: 4, vs. Wisconsin (Nov. 20, 2010)  
TFLs: 1.0, twice, last vs. Air Force (Sept. 8, 2012)  
Sacks: 0.5, vs. Purdue (Oct. 29, 2011)  
Int.: 1, twice, last vs. Ohio State (Nov. 26, 2011)  
FR: 1, three times, last at Minnesota (Nov. 3, 2012)  
PBUs: 2, vs. Bowling Green (Sept. 25, 2010)

### Brennen Beyer

Tackles: 4, twice, last at Nebraska (Oct. 27, 2012)  
Solos: 3, vs. Michigan State (Oct. 20, 2012)  
Asst: 3, at Ohio State (Nov. 24, 2012)  
TFLs: 2.0, vs. Central Michigan (Aug. 31, 2013)  
Sacks: 1, twice, last vs. Notre Dame (Sept. 7, 2013)  
Int.: None  
FR: None  
PBUs: None

### Jibreel Black

Tackles: 4, vs. Eastern Washington (Sept. 17, 2011)  
Solos: 3, two times, last vs. Eastern Michigan (Sept. 17, 2011)  
Asst: 2, two times, last vs. Western Michigan (Sept. 3, 2011)  
TFLs: 2, vs. Massachusetts (Sept. 15, 2012)  
Sacks: 1, three times, last at Ohio State (Nov. 24, 2012)  
Int.: None  
FR: None  
PBUs: None

### Joe Bolden

Tackles: 10, vs. Air Force (Sept. 8, 2012)  
Solos: 5, vs. Iowa (Nov. 17, 2012)  
Asst: 6, vs. Air Force (Nov. 17, 2012)  
TFLs: 2.0, vs. Iowa (Nov. 17, 2012)  
Sacks: 1.0, vs. Massachusetts (Sept. 15, 2012)  
Int.: None  
FR: 1, vs. Northwestern (Nov. 10, 2012)  
PBUs: None

### Frank Clark

Tackles: 5, vs. Virginia Tech (Jan. 3, 2012)  
Solos: 3, at Minnesota (Nov. 3, 2012)  
Asst: 4, twice, vs. Virginia Tech (Jan. 3, 2012)  
TFLs: 2, three times, last at Ohio State (Nov. 24, 2012)  
Sacks: 1, two times, last at Ohio State (Nov. 24, 2012)  
Int.: 1, vs. Virginia Tech (Jan. 3, 2012)  
FR: 1, at Ohio State (Nov. 24, 2012)  
PBUs: 2, vs. Massachusetts (Sept. 15, 2012)

### Blake Countess

Tackles: 8, vs. Virginia Tech (Jan. 3, 2012)  
Solos: 6, vs. Virginia Tech (Jan. 3, 2012)  
Asst: 3, three times, last vs. Notre Dame (Sept. 7, 2013)  
TFLs: 1, vs. Purdue (Oct. 29, 2011)  
Sacks: None  
Int.: 2, vs. Notre Dame (Sept. 7, 2011)  
FR: 1, at Ohio State (Nov. 24, 2012)  
PBUs: 2, vs. Minnesota (Oct. 1, 2011)

### Cam Gordon

Tackles: 15, at Indiana (Oct. 2, 2010)  
Solos: 12, at Indiana (Oct. 2, 2010)  
Asst: 5, twice, last vs. Illinois (Nov. 6, 2010)  
TFLs: 2.5, vs. Central Michigan (Aug. 31, 2013)  
Sacks: 2, vs. Central Michigan (Aug. 31, 2013)  
Int.: 1, twice, last at Indiana (Oct. 2, 2010)  
FR: 2, at Purdue (Nov. 13, 2010)  
PBUs: 1, seven times, last vs. Central Michigan (Aug. 31, 2013)

### Thomas Gordon

Tackles: 11, vs. Northwestern (Nov. 10, 2012)  
Solos: 8, vs. Northwestern (Nov. 10, 2012)  
Asst: 6, at Nebraska (Oct. 27, 2012)  
TFLs: 2, at Notre Dame (Sept. 11, 2010)  
Sacks: 1, three, last at Ohio State (Nov. 24, 2012)  
Int.: 1, three times, last at Purdue (Oct. 6, 2012)  
FR: 1, 4 times, last at Illinois (Nov. 12, 2011)  
PBUs: 1, three times, last vs. Michigan State (Oct. 20, 2012)

### Desmond Morgan

Tackles: 11, twice, last at Ohio State (Nov. 24, 2012)  
Solos: 7, vs. Northwestern (Nov. 10, 2012)  
Asst: 8, vs. Alabama (Sept. 1, 2012)  
TFLs: 2.0, at Purdue (Oct. 6, 2012)  
Sacks: 1, vs. Ohio State (Nov. 26, 2011)  
Int.: None  
FR: 1, at Michigan State (Oct. 15, 2011)  
PBUs: 1, at Iowa (Nov. 5, 2011)

### Mario Ojemudia

Tackles: 4, twice, last vs. Notre Dame (Sept. 7, 2013)

Solos: 3, vs. Massachusetts (Sept. 15, 2012)  
 Asst: 2, twice, last vs. Notre Dame (Sept. 7, 2013)  
 TFLs: 1.0, three times, last vs. Central Michigan (Aug. 31, 2013)  
 Sacks: 1, twice, last vs. Central Michigan (Aug. 31, 2013)  
 Int: 1, at Nebraska (Oct. 27, 2012)  
 FR: 1, vs. Illinois (Oct. 13, 2012)  
 PBUs: None

### James Ross III

Tackles: 12, vs. Iowa (Nov. 17, 2012)  
 Solos: 9, vs. Iowa (Nov. 17, 2012)  
 Asst: 4, vs. Notre Dame (Sept. 7, 2013)  
 TFLs: 1, two times, last vs. Illinois (Oct. 13, 2012)  
 Sacks: 0.5, vs. Alabama (Sept. 12, 2012)  
 Int.: None  
 FR: None  
 PBUs: 1, vs. Notre Dame (Sept. 7, 2013)

### Jake Ryan

Tackles: 11, twice, last vs. Illinois (Oct. 13, 2012)  
 Solos: 8, vs. Michigan State (Oct. 20, 2012)  
 Asst: 4, four times, last at Minnesota (Nov. 3, 2012)  
 TFLs: 4, vs. Virginia Tech (Jan. 3, 2012)  
 Sacks: 1.5, vs. Illinois (Oct. 13, 2012)  
 Int.: None  
 FR: 2, vs. San Diego State (Sept. 24, 2011)  
 PBUs: 1, vs. Notre Dame (Sept. 22, 2012)

### Raymon Taylor

Tackles: 11, vs. Notre Dame (Sept. 7, 2013)  
 Solos: 9, vs. Notre Dame (Sept. 7, 2013)  
 Asst: 4, vs. Alabama (Sept. 1, 2012)  
 TFLs: 1, vs. Notre Dame (Sept. 7, 2013)  
 Sacks: None  
 Int: 1, three times, last vs. Central Michigan (Aug. 31, 2013)  
 FR: 1, vs. Alabama (Sept. 1, 2012)  
 PBUs: 1, vs. Illinois (Oct. 13, 2012)

### Quinton Washington

Tackles: 5, three times, last at Ohio State (Nov. 24, 2012)  
 Solos: 4, vs. Illinois (Oct. 13, 2012)  
 Asst: 4, at Ohio State (Nov. 24, 2012)  
 TFLs: 1, two times, last vs. South Carolina (Jan. 1, 2013)  
 Sacks: 1, vs. South Carolina (Jan. 1, 2013)  
 Int: None  
 FR: None  
 PBUs: None

## PUNT RETURNS

### Drew Dileo

Returns: 1, four times, last vs. South Carolina (Jan. 1, 2013)  
 Yards: 15, vs. Bowling Green (Sept. 25, 2010)  
 TDs: None  
 Long: 15, vs. Bowling Green (Sept. 25, 2010)

### Jeremy Gallon

Returns: 4, twice, last vs. Nebraska (Nov. 19, 2011)  
 Yards: 62, at Illinois (Nov. 12, 2011)  
 TDs: None  
 Long: 32, at Illinois (Nov. 12, 2011)

### Dennis Norfleet

Returns: 1, twice, last vs. Illinois (Oct. 13, 2012)  
 Yards: 42, vs. Illinois (Oct. 13, 2012)  
 TDs: None  
 Long: 42, vs. Illinois (Oct. 13, 2012)

## KICK RETURNS

### Drew Dileo

Returns: 6, at Ohio State (Nov. 27, 2010)  
 Yards: 118, at Ohio State (Nov. 27, 2010)

TDs: None  
 Long: 34, vs. Wisconsin (Nov. 20, 2010)

### Jeremy Gallon

Returns: 7, vs. Illinois (Nov. 6, 2010)  
 Yards: 139, vs. Illinois (Nov. 6, 2010)  
 TDs: None  
 Long: 47, at Penn State (Oct. 30, 2010)

### Dennis Norfleet

Returns: 8, vs. Alabama (Sept. 1, 2012)  
 Yards: 177, vs. Alabama (Sept. 1, 2012)  
 TDs: None  
 Long: 39 vs. Central Michigan (Aug. 31, 2013)

## KICKING

### Brendan Gibbons

Points: 16, vs. Minnesota (Oct. 1, 2011)  
 FG Att.: 4, at Purdue (Oct. 6, 2012)  
 FG Made: 3, five times, last at Nebraska (Oct. 27, 2012)  
 PATs: 8, twice, last vs. Central Michigan (Aug. 31, 2013)  
 Long FG: 52, at Nebraska (Oct. 27, 2012)

### Will Hagerup

Punts: 9, at Notre Dame (Sept. 11, 2010)  
 Yards: 353, vs. Alabama (Sept. 1, 2012)  
 Average: 51.0, vs. Connecticut (Sept. 4, 2010)  
 50+: 4, vs. Alabama (Sept. 1, 2012)  
 I-20: 3, at Michigan State, Oct. 15, 2011)  
 Long: 72, at Purdue (Nov. 13, 2010)

### Matt Wile

Punts: 5, vs. Notre Dame (Sept. 10, 2011)  
 Yards: 196, vs. San Diego State (Sept. 24, 2011)  
 Average: 49.0, vs. San Diego State (Sept. 24, 2011)  
 50+: 2, vs. South Carolina (Jan. 1, 2013)  
 I-20: 3, vs. Illinois (Oct. 13, 2012)  
 Long: 56, vs. South Carolina (Jan. 1, 2013)

## 2013 BIG TEN FOOTBALL STANDINGS

LEGENDS DIVISION		
TEAM	BIG TEN	OVERALL
<b>Michigan</b>	<b>0-0</b>	<b>2-0</b>
Minnesota	0-0	2-0
Nebraska	0-0	2-0
Northwestern	0-0	2-0
Michigan State	0-0	2-0
Iowa	0-0	1-1

LEADERS DIVISION		
TEAM	BIG TEN	OVERALL
Wisconsin	0-0	2-0
Illinois	0-0	2-0
Ohio State	0-0	2-0
Penn State	0-0	2-0
Purdue	0-0	1-1
Indiana	0-0	1-1

# MICHIGAN STADIUM



Top 5 College Football Stadiums		
School	Stadium	Capacity
Michigan	Michigan	109,901
Penn State	Beaver	106,572
Tennessee	Neyland	102,455
Ohio State	Ohio	102,329
Alabama	Bryant-Denny	101,821

Game	Year	Attendance
Notre Dame	2013	115,109*
Notre Dame	2011	114,804
Ohio State	2011	114,132
Nebraska	2011	113,718
Connecticut	2010	113,090
Michigan State	2010	113,065
Iowa	2010	112,784
Central Michigan	2013	112,618
Air Force	2012	112,522
Wisconsin	2010	112,276

\* NCAA single-game record.

The football program is in its 87th season in the "Big House" in 2013, with a 400-120-15 all-time record at Michigan Stadium. The largest college football stadium in the country, it was completed in 1927 at a cost of \$950,000, initially seating 72,000 fans. Michigan won the first game played at Michigan Stadium, defeating Ohio Wesleyan, 33-0, on Oct. 1, 1927. The stadium was officially dedicated on Oct. 22, 1927, with a 21-0 shutout over Ohio State.

Since that inaugural season, the capacity of Michigan Stadium has increased nine times to its present 109,901. The Wolverines have led the nation in attendance 38 times in the past 39 years, and reestablished the NCAA single-game attendance record at 115,109 fans against Notre Dame in the second night game ever in Michigan Stadium in 2013. The previous mark was 114,804 fans against Notre Dame during the first-ever night game at Michigan Stadium in 2011.

Michigan has drawn crowds of 100,000-plus for 246 consecutive games. On football Saturdays in Ann Arbor, Michigan Stadium ranks as the fourth-largest "city" in the state of Michigan.

The Wolverines drew 659,406 fans for their six-game home schedule in 2012. The six-game average of 112,252 broke Michigan's NCAA record of 112,179 fans per contest set during the 2011 season.

Michigan Stadium was the first college-owned football facility with a video scoreboard above both end zones. It was also the first stadium to use electronic scoreboards for official time when, in 1930, two were installed.

**CAPACITY:** 109,901 -- the largest college-owned structures of its kind designed solely for football -- closer to the playing field with no running track -- no posts or other obstructions.

**COMPLETION:** 1927 --- at a cost in excess of \$950,000 to seat 72,000 spectators. Capacity raised to 84,401 by addition of temporary wooden bleachers until 1949 when permanent steel stands replaced the wooden bleachers, increasing the capacity to 97,239. Seating capacity then raised to 101,001 in 1956, 101,701 in 1973, 102,501 in 1992 and 107,501 in 1998.

**FIRST GAME:** October 1, 1927 -- Michigan led by Captain Bennie Oosterbaan, defeated Ohio Wesleyan, 33-0. LaVerne (Kip) Taylor, Michigan end, scored first in the stadium on a 28-yard pass from halfback Louis Gilbert.

**DEDICATION GAME:** October 22, 1927 -- Michigan defeated Ohio State, 21-0.

**REDEDICATION GAME:** September 4, 2010 -- Michigan defeated Connecticut, 30-10.

**ATTENDANCE:** Since 1927 -- 45,403,611 fans have watched the Wolverines play 535 games. Since expansion of the "Big House" in 1998, and the rededication in 2010, the single-game attendance record is 115,109 set against Notre Dame on Sept. 7, 2013. The NCAA season record of 897,431 was set in 2011.

**FIELD:** 360 x 160 feet -- Installed new FieldTurf in 2010. The original FieldTurf surface was installed in 2003, returning Michigan to an artificial surface for the first time since the 1990 season. Installed Prescription Athletic Turf in 1991, giving Michigan its first natural grass field since 1968. Field was also lowered 3-1/2 feet allowing better sightlines for those seated in the lower rows.

## Michigan Stadium Milestone Games

No.	Date	Opponent	Result	Score
1	Oct. 1, 1927	Ohio Wesleyan	W	33-0
50	Nov. 2, 1935	Pennsylvania	W	16-6
100	Sept. 15, 1945	Great Lakes	W	27-2
200	Oct. 14, 1961	Michigan State	L	0-28
250	Oct. 11, 1969	Purdue	W	31-20
300	Sept. 24, 1977	Navy	W	14-7
400	Sept. 11, 1993	Notre Dame	L	23-27
500	Sept. 27, 2008	Wisconsin	W	27-25

## Michigan Stadium Milestone Wins

No.	Date	Opponent	Score
1	Oct. 1, 1927	Ohio Wesleyan	33-0
50	Sept. 27, 1941	Michigan State	19-7
100	Oct. 11, 1952	Indiana	28-13
200	Oct. 18, 1975	Northwestern	69-0
250	Oct. 27, 1984	Illinois	26-18
300	Aug. 26, 1995	Virginia	18-17
350	Oct. 25, 2003	Purdue	31-3
400	Sept. 7, 2013	Notre Dame	41-30

## University of Michigan Home Stadiums

Stadium	Years	Games	Win	Loss	Tie	Capacity (Yr)
Ann Arbor Sites.....	1883-1892	18	17	1	0	
Regents Field.....	1893-1905	92	87	2	3	400 (1893) 800 (1896)
Ferry Field.....	1906-1926	104	88	14	2	18,000 (1906) 25,000 (1914) 40,000 (1921) 46,000 (1926)
Michigan Stadium.....	1927-2012	535	400	120	15	72,000 (1927) 84,401 (1927) 85,753 (1928) 97,239 (1949) 101,001 (1956) 101,701 (1973) 102,501 (1992) 107,501 (1998) 106,201 (2008) 109,901 (2010)
<b>Total Ann Arbor Record</b>		<b>749</b>	<b>592</b>	<b>137</b>	<b>20</b>	
In Detroit	1879-1901	18	12	5	1	
<b>Total Home Record</b>		<b>767</b>	<b>604</b>	<b>142</b>	<b>21</b>	

## 100,000-Plus Crowds at Michigan Stadium

The football program has played 246 consecutive home games in front of crowds in excess of 100,000. The last time Michigan did not have 100,000 in attendance in Michigan Stadium was on Oct. 25, 1975 vs. Indiana. A crowd of 93,857 was on hand for the 55-7 Michigan victory.

Since then, Michigan has set numerous NCAA attendance marks and the Wolverines have led the nation for 38 of the past 39 seasons in attendance.

**GAME 1:**  
**Michigan vs. Central Michigan**  
**Michigan Stadium**  
**August 31, 2013**  
**112,618**

1st ...2nd ... 3rd .... 4th ...FINAL

Central Michigan .3 .....3 .....0 ..... 3 ..... 9  
 Michigan..... 14 ..... 21 ..... 21 ..... 3 .....59

ANN ARBOR, Mich. -- Senior/junior quarterback Devin Gardner accounted for 214 total yards (162 passing, 52 rushing) and three touchdowns in leading the University of Michigan football team (No. 17 AP/No. 17/USA Today) to a resounding 59-9 victory over Central Michigan on Saturday (Aug. 31) at Michigan Stadium. The Wolverines amassed 242 yards rushing and outgained the Chippewas, 463-210, in the season-opening rout.

Three Wolverine players had at least 50 yards rushing and four players had at least 40 yards receiving. Gardner and fifth-year senior running back Fitzgerald Toussaint each had two rushing touchdowns, while junior Thomas Rawls and freshman Derrick Green had one apiece. Fifth-year senior wide receiver Jeremy Gallon was the team's leading receiver, hauling in four passes for 47 yards and one touchdown.

Junior linebacker Desmond Morgan led the defense with seven tackles. Fifth-year senior linebacker Cameron Gordon collected two sacks. The Michigan defense allowed only 12 first downs and forced three turnovers (two fumbles, one interception).

Michigan got on the board first by way of special teams. As the Chippewas punted away their first possession of the game, freshman defensive back Dymonte Thomas burst through the line to block it. The ball was scooped up by fifth-year senior wide receiver Joe Reynolds and returned 29 yards for a touchdown to give U-M an early 7-0 lead.

The Wolverines forced Central Michigan to punt on their second possession but started deep in their own territory. On the second play from scrimmage, Gardner attempted to hit senior wide receiver Drew Dileo on a short out-route but was instead intercepted. In the shadow of their own goal line, the Wolverines held on the first three plays, forcing Central Michigan into a fourth-and-goal from the one-yard line. A delay of game penalty pushed the Chippewas back five yards, forcing them to settle for a 23-yard field goal that cut the score to 7-3 with 9:39 to play in the first quarter.

Gardner made plays with his legs on Michigan's next drive that led to a touchdown. On third-and-four near midfield, he was chased out of the pocket right but found Dileo open over the middle of the field for a 36-yard completion. On the next play, Gardner ran again, using down-field blocks to score on a 22-yard run to put U-M up 14-3 with 7:26 to play in the first quarter.

After another Central Michigan punt, the Wolverines scored again, set up by a 38-yard reverse from sophomore wide receiver Dennis Norfleet. Gardner was 4-for-5 for 40 yards on the drive, which was capped with a one-yard

touchdown run by Toussaint, making the score 21-3 in the early moments of the second quarter.

Central Michigan converted Gardner's second interception into three points to make the score 21-6. He responded on the team's next possession, however, engineering an 11-play, 76-yard drive that ended in a 16-yard touchdown pass to Gallon to make the score 28-6 with 2:04 to play in the first half.

The Wolverines tacked on another TD before halftime, as junior defensive back Raymon Taylor intercepted Central Michigan quarterback Alex Niznak and returned it 51 yards to set up the score. With 28 seconds left, Gardner scampered four yards for a touchdown, and the Wolverines led 35-6 heading into the locker room at halftime.

Michigan continued to score in the second half, as Toussaint ran it in from one yard out for his second score of the game to increase the lead to 42-6. The drive was set up off a 45-yard pass from Gardner to Reynolds that went down to the one-yard line. On the next offensive possession, Green and fellow true freshman De'Veon Smith combined for 55 yards on 10 carries, including a one-yard touchdown run by Green, making the score 49-6 with 4:55 left to play in the third quarter.

Freshman quarterback Shane Morris made his collegiate debut near the end of the third quarter, taking Michigan down the field for another touchdown. Rawls finished the drive with a five-yard touchdown run to increase the lead to 56-6 with one second left in the third quarter.

The teams traded field goals to start the fourth quarter. The Chippewas converted on a 33-yard attempt to make the score 56-9. On the next drive, Morris threw an interception, but the Michigan defense got it right back on a fumble recovery. Freshman defensive back Channing Stribling forced it, and junior defensive back Delonte Hollowell recovered, leading to a 30-yard field goal by fifth-year senior Brendan Gibbons, putting the score at 59-9 with 6:59 to play in the game.



**SCORING SUMMARY**

**First Quarter**

MICH: REYNOLDS, J. 30 yd blocked punt return (GIBBONS, B. kick)  
 CMU: GOLUZZI, R. 23 yd field goal  
 MICH: GARDNER, D. 22 yd run (GIBBONS, B. kick)

**Second Quarter**

MICH: TOUSSAINT, F. 1 yd run (GIBBONS, B. kick)  
 CMU: COLUZZI, R. 27 yd field goal  
 MICH: GALLON, J. 16 yd reception (GIBBONS, B. kick)  
 MICH: GARDNER, D. 4 yd run (GIBBONS, B. kick)

**Third Quarter**

MICH: TOUSSAINT, F. 2 yd run (GIBBONS, B. kick)  
 MICH: GREEN, D. 1 yd run (GIBBONS, B. kick)  
 MICH: RAWLS, T. 5 yd run (GIBBONS, B. kick)

**Fourth Quarter**

CMU: COLUZZI, R. 33 yd field goal  
 MICH: GIBBONS, B. 30 yd field goal

**TEAM STATISTICS**

Category	U-M	CMU
FIRST DOWNS	22	12
RUSHES-YARDS (NET)	47-242	29-66
PASSING YDS (NET)	221	144
Passes Att-Comp-Int	14-21-3	13-28-1
TOTAL OFFENSE	463	210
Fumble Returns-Yards	0-0	0-0
Punt Returns-Yards	4-40	0-0
Kickoff Returns-Yards	4-106	5-108
Interceptions-Yards	1-54	3-43
Punts (Number-Avg)	1-51.0	7-39.6
Fumbles-Lost	1-0	2-1
Penalties-Yards	7-55	8-74
Possession Time	34:16	25:44
Third-Down Conv.	10-of-15	4-of-14
Fourth-Down Conv.	2-of-2	0-of-0
Red-Zone	7-of-7	3-of-3


**INDIVIDUAL STATISTICS**

**RUSHING:** CMU - LAVALLI, S. 10-52; GARLAND, A. 4-16; TIPTON, Z. 4-10. **MICH** - GREEN, D. 11-58; TOUSSAINT, F. 14-57; GARDNER, D. 7-52; NORFLEET, D. 1-38; SMITH, D. 7-12; RAWLS, T. 3-12; JOHNSON, D. 2-9; HAYES, J. 1-7.

**PASSING:** CMU - NIZNAK, A. 11-21-1-131; KATER, C. 2-6-0-13. **MICH** - GARDNER, D. 10-15-2-162; 4-6-1-59.

**RECEIVING:** CMU - FLORY, A. 4-79; DAVIS, T. 2-28; BUTLER, D. 2-8; WILLIAMS, C. 1-17; WALKER, M. 1-8; CHAPMAN, W. 1-7; MCCORD, B. 1-1. **MICH** - GALLON, J. 4-47; FUNCHES, D. 2-47; DILEO, D. 2-43; NORFLEET, D. 2-15; REYNOLDS, J. 1-45; JACKSON, J. 1-17; BUTT, J. 1-8.

**GAME 2:**  
**Michigan vs. Notre Dame**  
**Michigan Stadium**  
**September 7, 2013**  
**115,109**



1st ...2nd ... 3rd .... 4th ... FINAL  
 Notre Dame ..... 7 ..... 6 ..... 7 ..... 10 ..... 30  
 Michigan ..... 10 ..... 17 ..... 7 ..... 7 ..... 41

ANN ARBOR, Mich. -- Senior/junior quarterback Devin Gardner accounted for 376 yards of total offense and five touchdowns, while fifth-year senior wide receiver Jeremy Gallon set career highs in both receiving yards (184) and touchdowns (three) to guide the No. 17-ranked University of Michigan football team to a 41-30 victory over No. 14 Notre Dame on Saturday (Sept. 7) in the second-ever night game at Michigan Stadium. The win is the program's 400th at the Big House.

Right before kickoff, Gardner was awarded the No. 98 jersey, the number designated to newly minted Michigan Football Legend Tom Harmon. The U-M quarterback is the first player to wear that number since Harmon in 1940, a span of 73 years. Officially, Gardner went 21-of-33 for 294 yards and four touchdowns through the air, adding 13 rushes for 82 yards and one touchdown. Michigan fifth-year senior running back Fitzgerald Toussaint carried the ball 22 times for 71 yards.

Shining under the lights defensively, junior cornerback Raymon Taylor led the team with 11 tackles, while junior/sophomore cornerback Blake Countess had six tackles and two interceptions.

With Michigan clinging to a four-point lead late in the fourth quarter, Gardner orchestrated a 10-play, 75-yard drive that ended with a four-yard touchdown pass to senior wide receiver Drew Dileo, putting the Wolverines back ahead by two scores at 41-30 with 4:18 to play. The drive was kept alive by two defensive pass interference calls against the Notre Dame secondary, both of which came on third downs.

After a penalty on the ensuing kickoff allowed Notre Dame to start at the 35-yard line, the Fighting Irish marched all the way to the Michigan six-yard line with less than two minutes to play. Notre Dame quarterback Tommy Rees fired a pass into the end zone that was initially deflected by Taylor. The ball hung in the air until Countess pulled it down for the interception.

The Michigan defense was stout on the opening drive of the game, forcing Notre Dame into a three-and-out. The Wolverines took over on their own 32-yard line and marched 41 yards in 10 plays, getting points on a successful 44-yard field goal attempt by fifth-year senior Brendan Gibbons -- his 15th consecutive made field goal, a new school record.

Michigan took possession after the defense forced another three-and-out. Back-to-back runs from Toussaint netted 16 total yards on the drive's first two plays. On the third, Gardner found Gallon wide open, and as Fighting Irish defenders converged to make the tackle, the Wolverines wideout slipped

away and ran straight to the end zone to complete a 61-yard touchdown reception with 5:35 left in the first quarter. Gibbons tacked on the extra point to make it 10-0 early.

However, Notre Dame tied up the score. First, on a third-and-goal from four-yard line, Rees found TJ Jones in the back of the end zone after it went through the hands of George Atkinson III, the intended receiver. On the second possession, kicker Kyle Brindza tacked on a 44-yard field goal with 14:05 left in the first half.

Gardner then engineered a 12-play, 75-yard drive to put the Maize and Blue back up a touchdown. On a third-and-goal from the 14-yard line, Gardner threw into the end zone, but pass interference was called on Notre Dame, giving Michigan an automatic first down at the two-yard line. On the next play, Gardner kept it on the option, running it in to put the score at 17-10 after the extra point.

The two teams traded field goals on each of their next possessions. Brindza initially cut the lead to 17-13 after a successful 24-yard field goal attempt, but Gibbons matched it, connecting from 38 yards out.

On the ensuing Notre Dame drive, Rees was flushed out of the pocket left on second down and threw an interception to Countess, who returned it 30 yards all the way to the Notre Dame 23-yard line, setting the Michigan offense up with its best starting field position of the day. Four plays later, Gardner found Gallon in the front of the end zone on a comeback route for the 12-yard touchdown, increasing the advantage to 24-10 heading into halftime.

Michigan punted on its first possession to start the third quarter, before Rees took the Fighting Irish down the field in a 12-play, 90-yard drive, finishing with a 20-yard touchdown pass to Troy Niklas, bringing the score to 27-20.

The Wolverines got it back on the next drive, however, with the Gardner-to-Gallon combo playing a big part once again. After Gardner scrambled for a first down on a third-and-eight, he hooked up with Gallon for a 41-yard gain over the middle to set Michigan up at the Notre Dame 25-yard line. Three plays later, the duo connected again, this time for a 13-yard touchdown to put the score back at two touchdowns (34-20) with 1:54 left in the third quarter.

The Fighting Irish drove down the field on the next possession, but the Michigan defense turned them away, stopping a fourth-and-four from the Michigan 17-yard line. Soon after, Gardner was chased into his own end zone and threw up a pass attempt that was intercepted by Fighting Irish defensive end Stephon Tuitt for a touchdown. After Michigan challenged the ruling, the call was confirmed, putting the score at 34-27 with 12:06 to play in the game.

With 9:15 to play, Brindza added another field goal, this time from 40 yards, cutting the lead to four at 34-30.

**SCORING SUMMARY**

**First Quarter**  
 MICH: GIBBONS, B. 44 yd field goal  
 MICH: GALLON, J. 61 yd reception (GIBBONS, B. kick)  
 ND: JONES, T. 4 yd reception (BRINDZA kick)

**Second Quarter**  
 ND: BRINDZA 44 yd field goal  
 MICH: GARDNER, D. 2 yd run  
 ND: BRINDZA 24 yd field goal  
 MICH: GIBBONS, B. 38 yd field goal  
 MICH: GALLON, J. 12 yd reception (GIBBONS, B. kick)

**Third Quarter**  
 ND: NIKLAS 20 yd reception ((BRINDZA kick)  
 MICH: GALLON, J. 13 yd reception (GIBBONS, B. kick)

**Fourth Quarter**  
 ND: TUITT 0 yd interception return (BRINDZA kick)  
 ND: BRINDZA 40 yd field goal  
 MICH: DILEO, D. 4 yd reception (GIBBONS, B. kick)

**TEAM STATISTICS**

Category	U-M	ND
FIRST DOWNS	25	23
RUSHES-YARDS (NET)	39-166	19-96
PASSING YDS (NET)	294	312
Passes Att-Comp-Int	21-33-1	29-53-2
TOTAL OFFENSE	460	410
Fumble Returns-Yards	0-0	0-0
Punt Returns-Yards	1-0	1-18
Kickoff Returns-Yard	8-484	7-449
Interceptions-Yards	2-30	1-0
Punts (Number-Avg)	3-31.3	2-40.0
Fumbles-Lost	1-0	0-0
Penalties-Yards	6-50	4-33
Possession Time	34:04	25:56
Third-Down Conv.	6-of-12	8-of-15
Fourth-Down Conv.	0-of-0	0-of-2
Red-Zone	4-of-4	3-of-5

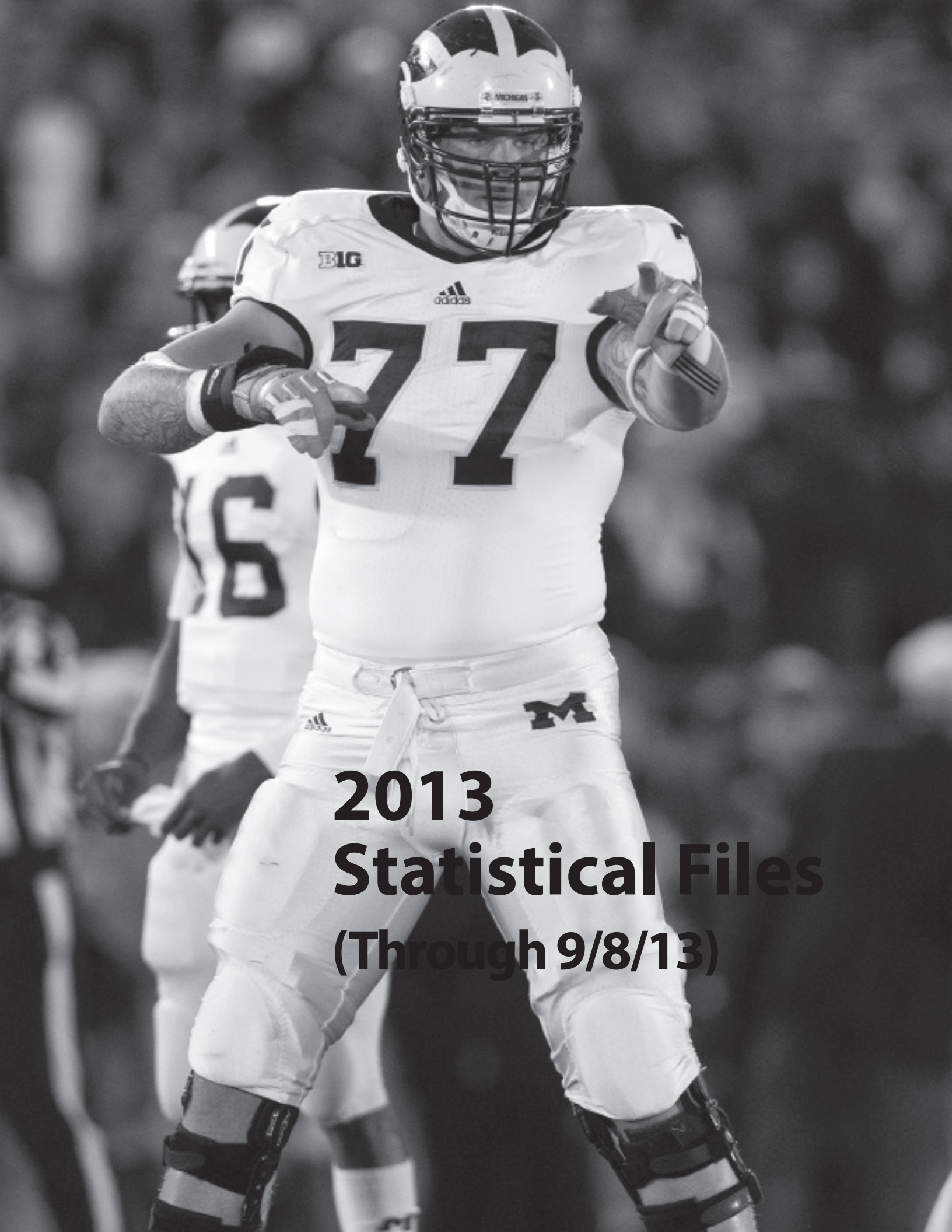
**INDIVIDUAL STATISTICS**

**RUSHING: ND** - CARLISLE 12-64; ATKINSON, G. 5-37; MCDANIEL 1-4. **MICH** - GARDNER, D. 13-82; TOUSSAINT, F. 22-71; GALLON, J. 1-14; NOR-FLEET, D. 1-1.

**PASSING: ND** - REES 29-51-2; TEAM 0-1-0. **MICH** - GARDNER, D. 21-33-1.

**RECEIVING: ND** - JONES 9-94; NIKLAS 6-76; DANIELS 6-63; BROWN, 3-28; CARLISLE 2-9; ATKINSON 1-16; PROSISE 1-16; ROBINSON 1-12. **MICH** - GALLON, J. 8-184; FUNCHESS, D. 3-19; DILEO, D. 3-18; BUTT, J. 2-17; JACKSON, J. - 2-13; TOUSSAINT, F. 1-31; REYNOLDS, J. 1-10; NOR-FLEET, D. 1-2.





**2013  
Statistical Files  
(Through 9/8/13)**

**2013 Michigan Football**  
**Michigan Game Results (as of Sep 08, 2013)**  
**All games**

<b>Date</b>	<b>Opponent</b>		<b>Score</b>	<b>Overall</b>	<b>Conference</b>	<b>Time</b>	<b>Attend</b>
Aug 31, 2013	CENTRAL MICHIGAN	W	59-9	1-0	0-0	3:10	112618
Sep 07, 2013	NOTRE DAME	W	41-30	2-0	0-0	3:30	115109

2013 MICHIGAN WOLVERINES GAME-BY-GAME OFFENSE

OPP	---1ST DOWNS---				DOWN CONV.		NET OFF		---RUSHING---			-----PASSING-----						-----TDs-----			FGs	FUM	PEN	PUNTS	
	T	R	P	P	3RD	4TH	TOT	PL	TOT	ATT	AVG	NET	SA-YDS	ATT-COMP	TD	IN	R	P	Rt	M-A	No-Ls	No-Yds	No-Avg	TOP	
CMU	22	9	11	2	10/15	2/2	463	68	242	47	5.1	221	1- 3	21-14	1	3	6	1	1	1-1	1-0	7-55	1-51.0	34:16	
ND	25	11	11	3	6/12	0/0	460	72	166	39	4.3	294	1- 8	33-21	4	1	1	4	0	2-2	1-0	6-50	3-31.3	34:04	
AKRON																									
AT CONN																									
MINN																									
AT PSU																									
IND																									
AT MSU																									
NEB																									
AT NW																									
AT IOWA																									
OSU																									
<b>TOTAL</b>	<b>47</b>	<b>20</b>	<b>22</b>	<b>5</b>	<b>16/27</b>	<b>2/2</b>	<b>923</b>	<b>140</b>	<b>408</b>	<b>86</b>	<b>4.7</b>	<b>515</b>	<b>2-11</b>	<b>54-35</b>	<b>5</b>	<b>4</b>	<b>7</b>	<b>5</b>	<b>1</b>	<b>3-3</b>	<b>2-0</b>	<b>13-105</b>	<b>4-36.2</b>	<b>34:10</b>	

2013 MICHIGAN WOLVERINES GAME-BY-GAME DEFENSE

OPP	---1ST DOWNS---				DOWN CONV.		NET OFF		---RUSHING---			-----PASSING-----						-----TDs-----			FGs	FUM	PEN	PUNTS	
	T	R	P	P	3RD	4TH	TOT	PL	TOT	ATT	AVG	NET	SA-YDS	ATT-COMP	TD	IN	R	P	Rt	M-A	No-Ls	No-Yds	No-Avg	TOP	
CMU	12	5	6	1	4/14	0/0	210	57	66	29	2.3	144	4-22	28-13	0	1	0	0	0	3-3	2-1	8-74	7-39.6	25:44	
ND	23	7	16	0	8/15	0/2	410	72	96	19	5.1	314	1- 9	53-29	2	2	0	2	1	3-3	0-0	4-33	2-40.0	25:56	
AKRON																									
AT CONN																									
MINN																									
AT PSU																									
IND																									
AT MSU																									
NEB																									
AT NW																									
AT IOWA																									
OSU																									
<b>TOTAL</b>	<b>35</b>	<b>12</b>	<b>22</b>	<b>1</b>	<b>12/29</b>	<b>0/2</b>	<b>620</b>	<b>129</b>	<b>162</b>	<b>41</b>	<b>3.4</b>	<b>458</b>	<b>5-31</b>	<b>81-42</b>	<b>2</b>	<b>3</b>	<b>0</b>	<b>2</b>	<b>1</b>	<b>6-6</b>	<b>2-1</b>	<b>12-107</b>	<b>9-39.7</b>	<b>25:50</b>	

**2013 Michigan Football**  
**Michigan Overall Team Statistics (as of Sep 08, 2013)**  
**All games**

<b>Team Statistics</b>	<b>MICH</b>	<b>OPP</b>
SCORING	100	39
Points Per Game	50.0	19.5
FIRST DOWNS	47	35
Rushing	20	12
Passing	22	22
Penalty	5	1
RUSHING YARDAGE	408	162
Yards gained rushing	446	203
Yards lost rushing	38	41
Rushing Attempts	86	48
Average Per Rush	4.7	3.4
Average Per Game	204.0	81.0
TDs Rushing	7	0
PASSING YARDAGE	515	458
Comp-Att-Int	35-54-4	42-81-3
Average Per Pass	9.5	5.7
Average Per Catch	14.7	10.9
Average Per Game	257.5	229.0
TDs Passing	5	2
TOTAL OFFENSE	923	620
Total Plays	140	129
Average Per Play	6.6	4.8
Average Per Game	461.5	310.0
KICK RETURNS: #-Yards	7-184	7-184
PUNT RETURNS: #-Yards	5-40	1-18
INT RETURNS: #-Yards	3-84	4-43
KICK RETURN AVERAGE	26.3	26.3
PUNT RETURN AVERAGE	8.0	18.0
INT RETURN AVERAGE	28.0	10.8
FUMBLES-LOST	2-0	2-1
PENALTIES-Yards	13-105	12-107
Average Per Game	52.5	53.5
PUNTS-Yards	4-145	9-357
Average Per Punt	36.2	39.7
Net punt average	31.8	33.0
KICKOFFS-Yards	18-1130	11-696
Average Per Kick	62.8	63.3
Net kick average	47.9	37.5
TIME OF POSSESSION/Game	34:10	25:50
3RD-DOWN Conversions	16/27	12/29
3rd-Down Pct	59%	41%
4TH-DOWN Conversions	2/2	0/2
4th-Down Pct	100%	0%
SACKS BY-Yards	5-31	2-11
MISC YARDS	0	0
TOUCHDOWNS SCORED	13	3
FIELD GOALS-ATTEMPTS	3-3	6-6
ON-SIDE KICKS	0-0	0-0
RED-ZONE SCORES	(11-11) 100%	(6-8) 75%
RED-ZONE TOUCHDOWNS	(10-11) 91%	(2-8) 25%
PAT-ATTEMPTS	(13-13) 100%	(3-3) 100%
ATTENDANCE	227727	0
Games/Avg Per Game	2/113864	0/0
Neutral Site Games		0/0

<b>Score by Quarters</b>	<b>1st</b>	<b>2nd</b>	<b>3rd</b>	<b>4th</b>	<b>OT</b>	<b>Total</b>
Michigan	24	38	28	10	0	100
Opponents	10	9	7	13	0	39

**2013 Michigan Football**  
**Michigan Individual Season/Career Statistics (as of Sep 08, 2013)**  
**All games**

	SEASON									CAREER								
	gp	att	gain	loss	net	avg	td	lg	avg/g	gp	att	gain	loss	net	avg	td	lg	avg/g
<b>Rushing</b>																		
Gardner, Devin	2	20	148	14	134	6.7	3	35	67.0	27	99	467	158	309	3.1	12	35	11.4
Toussaint, F.	2	36	144	16	128	3.6	2	22	64.0	30	361	1877	107	1770	4.9	17	65	59.0
Green, Derrick	2	12	58	1	57	4.8	1	30	28.5	2	12	58	1	57	4.8	1	30	28.5
Norfleet, D.	2	2	39	0	39	19.5	0	38	19.5	15	4	53	1	52	13.0	0	38	3.5
Gallon, Jeremy	2	1	14	0	14	14.0	0	14	7.0	40	15	107	0	107	7.1	0	14	2.7
Smith, De'Veon	2	7	13	1	12	1.7	0	4	6.0	2	7	13	1	12	1.7	0	4	6.0
Rawls, Thomas	2	3	14	2	12	4.0	1	9	6.0	20	73	340	7	333	4.6	5	63	16.6
Johnson, Drake	1	2	9	0	9	4.5	0	7	9.0	1	2	9	0	9	4.5	0	7	9.0
Hayes, Justice	1	1	7	0	7	7.0	0	7	7.0	7	19	99	9	90	4.7	1	24	12.9
TEAM	1	1	0	1	-1	-1.0	0	0	-1.0									
Morris, Shane	1	1	0	3	-3	-3.0	0	0	-3.0	1	1	0	3	-3	-3.0	0	0	-3.0
Total	2	86	446	38	408	4.7	7	38	204.0									
Opponents	2	48	203	41	162	3.4	0	16	81.0									

	SEASON									CAREER								
	gp	effic	comp-att-int	pct	yds	td	lg	avg/g	gp	effic	comp-att-int	pct	yds	td	lg	avg/g		
<b>Passing</b>																		
Gardner, Devin	2	166.26	31-48-3	64.6	456	5	61	228.0	27	158.47	124-207-9	59.9	1936	18	75	71.7		
Morris, Shane	1	115.93	4-6-1	66.7	59	0	36	59.0	1	115.93	4-6-1	66.7	59	0	36	59.0		
Total	2	160.67	35-54-4	64.8	515	5	61	257.5										
Opponents	2	100.09	42-81-3	51.9	458	2	43	229.0										

	SEASON							CAREER						
	gp	no.	yds	avg	td	lg	avg/g	gp	no.	yds	avg	td	lg	avg/g
<b>Receiving</b>														
Gallon, Jeremy	2	12	231	19.2	4	61	115.5	40	96	1562	16.3	12	71	39.0
Funchess, Devin	2	5	66	13.2	0	36	33.0	15	20	300	15.0	5	36	20.0
Dileo, Drew	2	5	61	12.2	1	36	30.5	34	35	516	14.7	5	66	15.2
Jackson, Jeremy	2	3	30	10.0	0	17	15.0	38	14	152	10.9	0	22	4.0
Butt, Jake	2	3	25	8.3	0	9	12.5	2	3	25	8.3	0	9	12.5
Norfleet, D.	2	3	17	5.7	0	12	8.5	15	3	17	5.7	0	12	1.1
Reynolds, Joe	2	2	55	27.5	0	45	27.5	19	5	77	15.4	0	45	4.1
Toussaint, F.	2	2	30	15.0	0	31	15.0	30	15	125	8.3	2	31	4.2
Total	2	35	515	14.7	5	61	257.5							
Opponents	2	42	458	10.9	2	43	229.0							

	SEASON						CAREER					
	g	plays	rush	pass	total	avg/g	g	plays	rush	pass	total	avg/g
<b>Total Offense</b>												
Gardner, Devin	2	68	134	456	590	295.0	27	306	309	1936	2245	83.1
Toussaint, F.	2	36	128	0	128	64.0	30	361	1770	0	1770	59.0
Green, Derrick	2	12	57	0	57	28.5	2	12	57	0	57	28.5
Morris, Shane	1	7	-3	59	56	56.0	1	7	-3	59	56	56.0
Norfleet, D.	2	2	39	0	39	19.5	15	4	52	0	52	3.5
Gallon, Jeremy	2	1	14	0	14	7.0	40	15	107	0	107	2.7
Rawls, Thomas	2	3	12	0	12	6.0	20	73	333	0	333	16.6
Smith, De'Veon	2	7	12	0	12	6.0	2	7	12	0	12	6.0
Johnson, Drake	1	2	9	0	9	9.0	1	2	9	0	9	9.0
Hayes, Justice	1	1	7	0	7	7.0	7	19	90	0	90	12.9
TEAM	1	1	-1	0	-1	-1.0						
Total	2	140	408	515	923	461.5						
Opponents	2	129	162	458	620	310.0						

	SEASON		PAT							CAREER		PAT						
	td	fg	kick	rush	rcv	pass	dxp	saf	pts	td	fg	kick	rush	rcv	pass	dxp	saf	pts
Gallon, Jeremy	4	-	-	-	-	-	-	-	24	12	-	-	-	-	-	-	-	72
Gibbons, B.	-	3-3	13-13	-	-	-	-	-	22	-	33-43	125-127	-	-	-	-	-	224
Gardner, Devin	3	-	-	-	-	-	-	-	18	16	-	-	-	-	0-1	-	-	96
Toussaint, F.	2	-	-	-	-	-	-	-	12	19	-	-	-	-	-	-	-	114
Green, Derrick	1	-	-	-	-	-	-	-	6	1	-	-	-	-	-	-	-	6
Dileo, Drew	1	-	-	-	-	-	-	-	6	5	-	-	0-1	-	-	-	-	30
Reynolds, Joe	1	-	-	-	-	-	-	-	6	1	-	-	-	-	-	-	-	6
Rawls, Thomas	1	-	-	-	-	-	-	-	6	5	-	-	-	-	-	-	-	30
Total	13	3-3	13-13	-	-	-	-	-	100									
Opponents	3	6-6	3-3	-	-	-	-	-	39									





**2013 Michigan Football**  
**Michigan Team Game-by-Game (as of Sep 08, 2013)**  
**All games**

**TEAM STATISTICS**

Date	Opponent	Rushing				Receiving				Passing				Kick Returns				Punt Returns				tot off
		no.	yds	td	lg	no.	yds	td	lg	cmp-att-int	yds	td	lg	no.	yds	td	lg	no.	yds	td	lg	
Aug 31	CENTRAL MICHIGAN	47	242	6	38	14	221	1	45	14-21-3	221	1	45	4	106	0	39	4	40	1	30	463
Sep 07	NOTRE DAME	39	166	1	35	21	294	4	61	21-33-1	294	4	61	3	78	0	32	1	0	0	0	460
Michigan		86	408	7	38	35	515	5	61	35-54-4	515	5	61	7	184	0	39	5	40	1	30	923
		48	162	0	16	42	458	2	43	42-81-3	458	2	43	7	184	0	50	1	18	0	18	620

Games played: 2  
 Avg per rush: 4.7  
 Avg per catch: 14.7  
 Pass efficiency: 160.67  
 Kick ret avg: 26.3  
 Punt ret avg: 8.0  
 All purpose avg/game: 615.5  
 Total offense avg/gm: 461.5

Date	Opponent	Tackles			tfl-yds	Sacks	Fumble		Pass Defense			Blkd kick	PAT Attempts					
		ua	a	total		no-yds	ff	fr-yds	int-yds	qbh	brup		kick	rush	rcv	saf	pts	
Aug 31	CENTRAL MICHIGAN	34	30	64	9.0-33	4.0-22	2	1-0	1-54	2	3	1	8-8	0	0	0	0	59
Sep 07	NOTRE DAME	34	30	64	4.0-14	1.0-9	0	0-0	2-30	1	1	0	5-5	0	0	0	0	41
Michigan		68	60	128	13.0-47	5.0-31	2	1-0	3-84	3	4	1	13-13	0	0	0	0	100
		94	46	140	14.0-38	2.0-11	0	0-0	4-43	3	3	0	3-3	0	0	0	0	39

Date	Opponent	Punting							Field Goals			Kickoffs						
		no.	yds	avg	long	blkd	tb	fc	50+	i20	md-att	long	blkd	no.	yds	avg	tb	ob
Aug 31	CENTRAL MICHIGAN	1	51	51.0	51	0	0	1	1	0	1-1	30	0	10	646	64.6	5	0
Sep 07	NOTRE DAME	3	94	31.3	42	0	0	1	0	1	2-2	44	0	8	484	60.5	5	1
Michigan		4	145	36.2	51	0	0	2	1	1	3-3	44	0	18	1130	62.8	10	1
		9	357	39.7	67	1	1	1	2	3	6-6	44	0	11	696	63.3	4	0



**2013 Michigan Football**  
**Michigan Opponent Game-by-Game (as of Sep 08, 2013)**  
**All games**

**OPPONENT STATISTICS**

Date	Opponent	Rushing				Receiving				Passing				Kick Returns				Punt Returns				tot off
		no.	yds	td	lg	no.	yds	td	lg	cmp-att-int	yds	td	lg	no.	yds	td	lg	no.	yds	td	lg	
Aug 31	CENTRAL MICHIGAN	29	66	0	15	13	144	0	43	13-28-1	144	0	43	5	108	0	27	0	0	0	0	210
Sep 07	NOTRE DAME	19	96	0	16	29	314	2	23	29-53-2	314	2	23	2	76	0	50	1	18	0	18	410
Opponents		48	162	0	16	42	458	2	43	42-81-3	458	2	43	7	184	0	50	1	18	0	18	620
		86	408	7	38	35	515	5	61	35-54-4	515	5	61	7	184	0	39	5	40	1	30	923

Games played: 2  
 Avg per rush: 3.4  
 Avg per catch: 10.9  
 Pass efficiency: 100.09  
 Kick ret avg: 26.3  
 Punt ret avg: 18.0  
 All purpose avg/game: 432.5  
 Total offense avg/gm: 310.0

Date	Opponent	Tackles				Sacks	Fumble		Pass Defense			Blkd	PAT Attempts				
		ua	a	total	tfl-yds	no-yds	ff	fr-yds	int-yds	qbh	brup	kick	kick	rush	rcv	saf	pts
Aug 31	CENTRAL MICHIGAN	48	26	74	6.0-11	1.0-3	0	0-0	3-43	0	0	0	0-0	0	0	0	9
Sep 07	NOTRE DAME	46	20	66	8.0-27	1.0-8	0	0-0	1-0	3	3	0	3-3	0	0	0	30
Opponents		94	46	140	14.0-38	2.0-11	0	0-0	4-43	3	3	0	3-3	0	0	0	39
		68	60	128	13.0-47	5.0-31	2	1-0	3-84	3	4	1	13-13	0	0	0	100

Date	Opponent	Punting							Field Goals			Kickoffs						
		no.	yds	avg	long	blkd	tb	fc	50+	i20	md-att	long	blkd	no.	yds	avg	tb	ob
Aug 31	CENTRAL MICHIGAN	7	277	39.6	67	1	1	0	2	3	3-3	33	0	4	247	61.8	0	0
Sep 07	NOTRE DAME	2	80	40.0	43	0	0	1	0	0	3-3	44	0	7	449	64.1	4	0
Opponents		9	357	39.7	67	1	1	1	2	3	6-6	44	0	11	696	63.3	4	0
		4	145	36.2	51	0	0	2	1	1	3-3	44	0	18	1130	62.8	10	1

**2013 Michigan Football**  
**Michigan Red-Zone Results (as of Sep 08, 2013)**  
**All games**

**Michigan Inside Opponent Red-Zone**

Date	Opponent	Score	Times In RZ	Times Scored	Total Pts	TDs	Rush TDs	Pass TDs	FGs Made	Failed to score inside RZ						
										FGA	Down	Int	Fumb	Half	Game	
Aug 31, 2013	CENTRAL MICHIGAN	W 59-9	7	7	45	6	5	1	1	0	0	0	0	0	0	0
Sep 07, 2013	NOTRE DAME	W 41-30	4	4	28	4	1	3	0	0	0	0	0	0	0	0
Totals			11	11	73	10	6	4	1	0	0	0	0	0	0	0
11 of 11 (100.0%)																

**Opponents Inside Michigan Red-Zone**

Date	Opponent	Score	Times In RZ	Times Scored	Total Pts	TDs	Rush TDs	Pass TDs	FGs Made	Failed to score inside RZ						
										FGA	Down	Int	Fumb	Half	Game	
Aug 31, 2013	CENTRAL MICHIGAN	W 59-9	3	3	9	0	0	0	3	0	0	0	0	0	0	0
Sep 07, 2013	NOTRE DAME	W 41-30	5	3	17	2	0	2	1	0	1	1	0	0	0	0
Totals			8	6	26	2	0	2	4	0	1	1	0	0	0	0
6 of 8 (75.0%)																

# MICHIGAN SINGLE GAME BESTS

## INDIVIDUAL GAME HIGHS

---

**Rushing Attempts:** 22, Toussaint vs. Notre Dame (Sept. 7)  
**Rushing Yards:** 82, Gardner vs. Notre Dame (Sept. 7)  
**Rushing TDs:** 2, Green/Toussaint vs. Central Mich. (Aug. 31)  
**Pass Attempts:** 33, Gardner vs. Notre Dame (Sept. 7)  
**Pass Completions:** 21, Gardner vs. Notre Dame (Sept. 7)  
**Passing Yards:** 294, Gardner vs. Notre Dame (Sept. 7)  
**Passing TDs:** 4, Gardner vs. Notre Dame (Sept. 7)  
**Receptions:** 8, Gallon vs. Notre Dame (Sept. 7)  
**Receiving Yards:** 184, Gallon vs. Notre Dame (Sept. 7)  
**Receiving TDs:** 3, Gallon vs. Notre Dame (Sept. 7)  
**Total Plays:** 46, Gardner vs. Notre Dame (Sept. 7)  
**Total Yards:** 376, Gardner vs. Notre Dame (Sept. 7)  
**Points Kicking:** 11, Gibbons, 2x, last vs. Notre Dame (Sept. 7)  
**Field Goals Made:** 2, Gibbons vs. Notre Dame (Sept. 7)  
**Field Goals Attempted:** 2, Gibbons vs. Notre Dame (Sept. 7)  
**PATs Attempted:** 8, Gibbons vs. Central Mich. (Aug. 31)  
**PATs Made:** 8, Gibbons vs. Central Mich. (Aug. 31)  
**Punting Attempts:** 3, Wile vs. Notre Dame (Sept. 7)  
**Punting Yards:** 94, Wile vs. Notre Dame (Sept. 7)  
**Punting Average (min. 2 attempts):** 31.3, Wile vs. Notre Dame (Sept. 7)  
**Punt Returns:** 2, Norfleet vs. Central Mich. (Aug. 31)  
**Punt Return Yards:** 2, Gallon vs. Central Mich. (Aug. 31)  
**Kickoff Returns:** 4, Norfleet vs. Central Mich. (Aug. 31)  
**Kickoff Return Yards:** 106, Norfleet vs. Central Mich. (Aug. 31)  
**Interceptions:** 2, Countess vs. Notre Dame (Sept. 7)  
**Interception Yards:** 54, Taylor vs. Central Mich. (Aug. 31)  
**Tackles:** 11, Taylor vs. Notre Dame (Sept. 7)  
**Solo Tackles:** 9, Taylor vs. Notre Dame (Sept. 7)  
**Tackles for Loss Yardage:** 2.5, C. Gordon vs. Central Mich. (Aug. 31)  
**Sacks:** 2.0, C. Gordon vs. Central Mich. (Aug. 31)  
**Sack Yardage:** 11, C. Gordon vs. Central Mich. (Aug. 31)  
**Pass Breakups:** 1, Many times

## TEAM GAME HIGHS

---

**Rushing Attempts:** 47, vs. Central Mich. (Aug. 31)  
**Rushing Yards:** 242, vs. Central Mich. (Aug. 31)  
**Rushing TDs:** 6, vs. Central Mich. (Aug. 31)  
**Yards Per Rush:** 5.1, vs. Central Mich. (Aug. 31)  
**Passing Attempts:** 33 vs. Notre Dame (Sept. 7)  
**Passing Completions:** 21 vs. Notre Dame (Sept. 7)  
**Passing Yards:** 294 vs. Notre Dame (Sept. 7)  
**Passing TDs:** 4 vs. Notre Dame (Sept. 7)  
**Yards Per Completion:** 15.8, vs. Central Mich. (Aug. 31)  
**Total Plays:** 72 vs. Notre Dame (Sept. 7)  
**Total Yards:** 463, vs. Central Mich. (Aug. 31)  
**Yards Per Play:** 6.8, vs. Central Mich. (Aug. 31)  
**Points:** 59, vs. Central Mich. (Aug. 31)  
**Touchdowns Scored:** 8, vs. Central Mich. (Aug. 31)  
**Field Goals Attempted:** 2 vs. Notre Dame (Sept. 7)  
**Field Goals Made:** 2 vs. Notre Dame (Sept. 7)  
**PATs Attempted:** 8, vs. Central Mich. (Aug. 31)  
**PATs Made:** 8, vs. Central Mich. (Aug. 31)  
**Punting Attempts:** 3 vs. Notre Dame (Sept. 7)  
**Punting Yards:** 94 vs. Notre Dame (Sept. 7)  
**Punting Average (min 2 attempts):** 31.3 vs. Notre Dame (Sept. 7)  
**Punt Return Attempts:** 3, vs. Central Mich. (Aug. 31)  
**Punt Return Yards:** 10, vs. Central Mich. (Aug. 31)  
**Kickoff Return Attempts:** 4, vs. Central Mich. (Aug. 31)  
**Kickoff Return Yards:** 106, vs. Central Mich. (Aug. 31)  
**Interceptions:** 2 vs. Notre Dame (Sept. 7)  
**Interception Yards:** 54, vs. Central Mich. (Aug. 31)  
**Turnovers Gained:** 2, vs. Central Mich. (Aug. 31)/ vs. Notre Dame (Sept. 7)  
**Turnovers Lost:** 3, vs. Central Mich. (Aug. 31)  
**Sacks:** 4, vs. Central Mich. (Aug. 31)  
**Sacks Against:** 1, vs. Central Mich. (Aug. 31)/ vs. Notre Dame (Sept. 7)  
**First Downs:** 25 vs. Notre Dame (Sept. 7)  
**Penalties:** 7, vs. Central Mich. (Aug. 31)  
**Penalty Yards:** 55, vs. Central Mich. (Aug. 31)

**INDIVIDUAL GAME HIGHS**

---

**Rushing Attempts:** 12, Carlisle vs. Notre Dame (Sept. 7)  
**Rushing Yards:** 64, Carlisle vs. Notre Dame (Sept. 7)  
**Rushing TDs:**  
**Pass Attempts:** 51, Rees vs. Notre Dame (Sept. 7)  
**Pass Completions:** 29, Rees vs. Notre Dame (Sept. 7)  
**Passing Yards:** 314, Rees vs. Notre Dame (Sept. 7)  
**Passing TDs:** 2, Rees vs. Notre Dame (Sept. 7)  
**Receptions:** 9, Jones vs. Notre Dame (Sept. 7)  
**Receiving Yards:** 94, Jones vs. Notre Dame (Sept. 7)  
**Receiving TDs:** Jones, Niklas vs. Notre Dame (Sept. 7)  
**Total Plays:** 52, Rees vs. Notre Dame (Sept. 7)  
**Total Yards:** 305, Rees vs. Notre Dame (Sept. 7)  
**Points Kicking:** 12, Brindza vs. Notre Dame (Sept. 7)  
**Field Goals Made:** 3, Coluzzi vs. Central Mich. (Aug. 31)/Brindza vs. Notre Dame (Sept. 7)  
**Field Goals Attempted:** 3, Coluzzi vs. Central Mich. (Aug. 31)/ Brindza vs. Notre Dame (Sept. 7)  
**PATs Attempted:** 3, Brindza vs. Notre Dame (Sept. 7)  
**PATs Made:** 3, Brindza vs. Notre Dame (Sept. 7)  
**Punting Attempts:** 6, Hogan vs. Central Mich. (Aug. 31)  
**Punting Yards:** 277, Hogan vs. Central Mich. (Aug. 31)  
**Punting Average (min. 2 attempts):** 46.2, Hogan vs. Central Mich. (Aug. 31)  
**Punt Returns:** 1, Jones vs. Notre Dame (Sept. 7)  
**Punt Return Yards:** 18, Jones vs. Notre Dame (Sept. 7)  
**Kickoff Returns:** 4, D. Davis 88, D. Davis vs. Central Mich. (Aug. 31)  
**Kickoff Return Yards:** 88, D. Davis vs. Central Mich. (Aug. 31)  
**Interceptions:** 1, 4 x, last Tuitt vs. Notre Dame (Sept. 7)  
**Interception Yards:** 36, Wilson vs. Central Mich. (Aug. 31)  
**Tackles:** 10, Fox vs. Notre Dame (Sept. 7)  
**Solo Tackles:** 6, Wilson/Cunningham vs. Central Mich. (Aug. 31)/Jackson vs. Notre Dame (Sept. 7)  
**Tackles for Loss Yardage:** 3, Chapman/Smith vs. Central Mich. (Aug. 31)  
**Sacks:** 1.0, Smith vs. Central Mich. (Aug. 31)/Williams vs. Notre Dame (Sept. 7)  
**Sack Yardage:** 8, Williams vs. Notre Dame (Sept. 7)  
**Pass Breakups:** 1, Many times

**TEAM GAME HIGHS**

---

**Rushing Attempts:** 29, vs. Central Mich. (Aug. 31)  
**Rushing Yards:** 96 vs. Notre Dame (Sept. 7)  
**Rushing TDs:**  
**Yards Per Rush:** 5.1 vs. Notre Dame (Sept. 7)  
**Passing Attempts:** 53 vs. Notre Dame (Sept. 7)  
**Passing Completions:** 29 vs. Notre Dame (Sept. 7)  
**Passing Yards:** 314 vs. Notre Dame (Sept. 7)  
**Passing TDs:** 2 vs. Notre Dame (Sept. 7)  
**Yards Per Completion:** 11.1, vs. Central Mich. (Aug. 31)  
**Total Plays:** 72 vs. Notre Dame (Sept. 7)  
**Total Yards:** 410 vs. Notre Dame (Sept. 7)  
**Yards Per Play:** 5.7 vs. Notre Dame (Sept. 7)  
**Points:** 30 vs. Notre Dame (Sept. 7)  
**Touchdowns Scored:** 3 vs. Notre Dame (Sept. 7)  
**Field Goals Attempted:** 3, vs. Central Mich. (Aug. 31)/ vs. Notre Dame (Sept. 7)  
**Field Goals Made:** 3, vs. Central Mich. (Aug. 31)/ vs. Notre Dame (Sept. 7)  
**PATs Attempted:** 3 vs. Notre Dame (Sept. 7)  
**PATs Made:** 3 vs. Notre Dame (Sept. 7)  
**Punting Attempts:** 7, vs. Central Mich. (Aug. 31)  
**Punting Yards:** 277, vs. Central Mich. (Aug. 31)  
**Punting Average (min 2 attempts):** 40.0 vs. Notre Dame (Sept. 7)  
**Punt Return Attempts:** 1 vs. Notre Dame (Sept. 7)  
**Punt Return Yards:** 1 vs. Notre Dame (Sept. 7)  
**Kickoff Return Attempts:** 5, vs. Central Mich. (Aug. 31)  
**Kickoff Return Yards:** 108, vs. Central Mich. (Aug. 31)  
**Interceptions:** 3, vs. Central Mich. (Aug. 31)  
**Interception Yards:** 43, vs. Central Mich. (Aug. 31)  
**Turnovers Gained:** 3, vs. Central Mich. (Aug. 31)  
**Turnovers Lost:** 2, vs. Central Mich. (Aug. 31)  
**Sacks:** 1, vs. Central Mich. (Aug. 31)/ vs. Notre Dame (Sept. 7)  
**Sacks Against:** 4, vs. Central Mich. (Aug. 31)  
**First Downs:** 23 vs. Notre Dame (Sept. 7)  
**Penalties:** 8, vs. Central Mich. (Aug. 31)  
**Penalty Yards:** 74, vs. Central Mich. (Aug. 31)

# 2013 MICHIGAN SCORING DRIVES/PLAYS

## 2013 MICHIGAN SCORING DRIVES

OPPONENT	PLAYS	YARDS	TOP	RESULT	QTR	PLAY
Central Michigan		30		TD	1	Joe Reynolds 30-yard blocked punt return (Brendan Gibbons kick)
Central Michigan	6	77	2:06	TD	1	Devin Gardner 22-yard run (Brendan Gibbons kick)
Central Michigan	10	73	5:50	TD	2	Fitz Toussaint 1-yard run (Brendan Gibbons kick)
Central Michigan	11	76	6:09	TD	2	Jeremy Gallon 16-yard pass from Devin Gardner (Brendan Gibbons kick)
Central Michigan	3	12	:41	TD	2	Devin Gardner 4-yard run (Brendan Gibbons kick)
Central Michigan	6	75	3:00	TD	3	Fitz Toussaint 2-yard run (Brendan Gibbons kick)
Central Michigan	10	55	5:49	TD	3	Derrick Green 1-yard run (Brendan Gibbons kick)
Central Michigan	8	81	3:05	TD	3	Thomas Rawls 5-yard run (Brendan Gibbons kick)
Central Michigan	7	15	3:42	FG	4	Brendan Gibbons 30-yard FG
Notre Dame	10	41	4:42	FG	1	Brendan Gibbons 44-yard FG
Notre Dame	3	77	1:23	TD	1	Jeremy Gallon 61-yard pass from Devin Gardner (Brendan Gibbons kick)
Notre Dame	12	75	5:22	TD	2	Devin Gardner 2-yard run (Brendan Gibbons kick)
Notre Dame	7	42	3:53	FG	2	Brendan Gibbons 38-yard FG
Notre Dame	4	23	0:20	TD	2	Jeremy Gallon 12-yard pass from Devin Gardner (Brendan Gibbons kick)
Notre Dame	7	78	3:01	TD	3	Jeremy Gallon 13-yard pass from Devin Gardner (Brendan Gibbons kick)
Notre Dame	10	75	4:57	TD	4	Drew Dileo 4-yard pass from Devin Gardner (Brendan Gibbons kick)

### MICHIGAN OFFENSIVE SCORING DRIVE ANALYSIS

Category	Minus	0-9	10-19	20-29	30-39	40-49	50-59	60-69	70-79	80-89	90-99
Michigan TD	0	0	1	1	0	0	1	0	8	1	0
Michigan FG	0	0	1	0	0	2	0	0	0	0	0

#### Longest Drives:

**Plays:** 12, vs. Notre Dame (Sept. 7)

**Yards:** 81, vs. Central Michigan (Aug. 31)

**Time of Possession:** 6:09 vs. Central Michigan (Aug. 31)

# 2013 OPPONENT SCORING DRIVES/PLAYS

## 2013 OPPONENT SCORING DRIVES

OPPONENT	PLAYS	YARDS	TOP	RESULT	QTR	PLAY
Central Michigan	4	1	2:01	FG	1	Coluzzi 23-yard FG
Central Michigan	7	19	2:05	FG	2	Coluzzi 27-yard FG
Central Michigan	8	59	3:12	FG	4	Coluzzi 33-yard FG
Notre Dame	9	75	3:34	TD	1	Jones 4-yard pass from Rees (Brindza kick)
Notre Dame	6	20	1:34	FG	2	Brindza 44-yard FG
Notre Dame	8	68	2:54	FG	2	Brindza 38-yard FG
Notre Dame	12	90	5:25	TD	3	Niklas 20-yard pass from Rees (Brindza kick)
Notre Dame				TD	4	Tuitt 0-yard interception return (Brindza kick)
Notre Dame	6	29	1:29	FG	4	Brindza 40-yard FG

## OPPONENT OFFENSIVE SCORING DRIVE ANALYSIS

Category	Minus	0-9	10-19	20-29	30-39	40-49	50-59	60-69	70-79	80-89	90-99
Opponent TD	0	0	0	0	0	0	0	0	1	0	1
Opponent FG	0	1	1	2	0	0	1	1	0	0	0

### Longest Drives:

**Plays:** 12 vs. Notre Dame (Sept. 7)

**Yards:** 90 vs. Notre Dame (Sept. 7)

**Time of Possession:** 5:25 vs. Notre Dame (Sept. 7)

# 2013 MICHIGAN BIG PLAYS

## 2013 MICHIGAN 20+-YARD PLAYS FROM SCRIMMAGE

---

### **61 - Rec. - Jeremy Gallon from Devin Gardner vs. Notre Dame (Sept. 7)**

45 - Rec. - Joe Reynolds from Devin Gardner vs. Central Michigan (Aug. 31)

41 - Rec. - Jeremy Gallon from Devin Gardner vs. Notre Dame (Sept. 7)

38 - Run - Dennis Norfleet vs. Central Michigan (Aug. 31)

36 - Rec. - Drew Dileo from Devin Gardner vs. Central Michigan (Aug. 31)

35 - Run - Devin Gardner vs. Notre Dame (Sept. 7)

31 - Rec. - Fitz Toussaint from Devin Gardner vs. Notre Dame (Sept. 7)

36 - Rec. - Devin Funchess from Shane Morris vs. Central Michigan (Aug. 31)

30 - Run - Derrick Green vs. Central Michigan (Aug. 31)

22 - Run - Devin Gardner vs. Central Michigan (Aug. 31)

22 - Rec. - Jeremy Gallon from Devin Gardner vs. Notre Dame (Sept. 7)

22 - Run - Fitz Toussaint vs. Notre Dame (Sept. 7)

20 - Run - Fitz Toussaint vs. Central Michigan (Aug. 31)

20+-yard Receptions - 4 (3, Jeremy Gallon; 1, Drew Dileo; 1, Devin Funchess; 1, Joe Reynolds; 1, Fitz Toussaint)

20+-yard Runs - 6 (2, Devin Gardner; 2, Fitz Toussaint; 1, Derrick Green; 1, Dennis Norfleet)

**Bold indicates a TOUCHDOWN**

## MICHIGAN WEEK-BY-WEEK LEADERS

---

Opponent	Rushes	Rushing Yards	Receptions	Receiving Yards	Tackles	TFLs	Sacks
CENTRAL MICHIGAN	14, Toussaint	58, Green	4, Gallon	47, Funchess/Gallon	7, Morgan	2.5, C. Gordon	2.0, C. Gordon
NOTRE DAME	22, Toussaint	82, Gardner	8, Gallon	184, Gallon	11, Taylor	1.0, Taylor/Beyer/Clark	1.0, Beyer
AKRON							
at UCONN							
MINNESOTA							
at Penn State							
INDIANA							
at Michigan State							
NEBRASKA							
at Northwestern							
at Iowa							
OHIO STATE							

# TURNOVER CHART

## MICHIGAN (FORCED 4)

---

How obtained	Qtr	Player	Plays/Yards	First Downs	Conclusion
<b>Central Michigan (2)</b>					
Interception	2	Niznak by Taylor	3/12	1	Touchdown (Gardner run)
Fumble	4	Flory (rec. by Hollowell)	7/15	1	Field Goal
<b>Notre Dame (2)</b>					
Interception	2	Rees by Countess	4/23	2	Touchdown (Gallon pass from Gardner)
Interception	4	Rees by Countess	4/11	1	End of Game

## OPPONENT (FORCED 4)

---

How obtained	Qtr	Player	Plays/Yards	First Downs	Conclusion
<b>Central Michigan (3)</b>					
Interception	1	Gardner by Chapman	4/1	0	Field Goal
Interception	2	Gardner by Wilson	7/19	1	Field Goal
Interception	4	Morris by Frazier	1/3	0	Interception
<b>Notre Dame (1)</b>					
Interception	4	Gardner by Tuitt			Touchdown (Interception in End Zone)