



TOGETHER

★ WE BUILD ★

2013



2014

MEDIA GUIDE

WELLS FARGO CENTER

GENERAL INFORMATION



2013-14 PHILADELPHIA 76ERS MEDIA GUIDE

GENERAL INFORMATION

Table of Contents	1
Media Guidelines	2
76ers Media Members	3
TV & Radio Coverage	4-6
Sixers Practice Facility (PCOM)	7
NBA Directory	8
NBA D-League Directory	9
Delaware 87ers	10
Wells Fargo Center Information	11-12

76ERS OWNERSHIP

Managing Owner Joshua Harris	14
Co-Managing Owner David Blitzer	14
Co-Owners	15-18

76ERS FRONT OFFICE & STAFF

76ers Staff Directory	20-22
President of Bball Ops/GM Sam Hinkie	23
Basketball Operations Front Office	24
Head Coach Brett Brown	25
Coaching Staff	26-27
Support and Medical Staff	28
Basketball Operations Staff	29
Chief Executive Officer Scott O'Neil	30
Business Operations Front Office	31-32
76ers Staff	33-37
Statistical Crew	38

COMMUNITY RELATIONS

Mission Statement	40
Community Programs	41-47
NBA Cares	48

PLAYERS

Lavoy Allen	50-51
James Anderson	52-53
Vander Blue	54-55
Kwame Brown	56-58
Michael Carter-Williams	59-60
Spencer Hawes	61-63
Mac Koshwal	64-65
Gani Lawal	66-67
Darius Morris	68-69
Arnett Moultrie	70-71
Nerlens Noel	72-73
Jason Richardson	74-76
Hollis Thompson	77-78
Evan Turner	79-81
Royce White	82-83
Rodney Williams	84-85
Tony Wroten	86-87
Khalif Wyatt	88-89
Thaddeus Young	90-92
Players in the System	93
Preseason Roster	94

YEAR IN REVIEW

Season Statistics	96
Game-by-Game Results	97
Player Season-Highs	98
Record Breakdown/Season Transactions	99
Game-by-Game Statistics	100-101
Miscellaneous Statistics	102-105
Standings	106
League Leaders	107-110

OPPONENTS

Atlanta Hawks	112-113
Boston Celtics	114-115
Brooklyn Nets	116-117
Charlotte Bobcats	118-119
Chicago Bulls	120-121
Cleveland Cavaliers	122-123
Dallas Mavericks	124-125
Denver Nuggets	126-127
Detroit Pistons	128-129
Golden State Warriors	130-131
Houston Rockets	132-133
Indiana Pacers	134-135
Los Angeles Clippers	136-137
Los Angeles Lakers	138-139
Memphis Grizzlies	140-141
Miami Heat	142-143
Milwaukee Bucks	144-145
Minnesota Timberwolves	146-147
New Orleans Hornets	148-149
New York Knicks	150-151
Oklahoma City Thunder	152-153
Orlando Magic	154-155
Phoenix Suns	156-157
Portland Trail Blazers	158-159
Sacramento Kings	160-161
San Antonio Spurs	162-163
Toronto Raptors	164-165
Utah Jazz	166-167
Washington Wizards	168-169
All-Time Records By Franchise	170

HISTORY

Historical Look at the Sixers	172-174
Ownership/GMs/Nickname	175
All-Time Head Coaches	176-177
Uniform History	178-179
Uniform Number History	180-182
All-Time Draft Picks	183-187
Four Point Plays/Triple-Doubles	188
Season-by-Season Statistics	189-190
Yearly Record Breakdown	191
Monthly Record Breakdown	192
Opening Night Lineups	193
Opening Night Results	194
Biggest Wins & Worst Losses	195
Record vs. Division/Conference	196
All-Time High & Low Scores	197-198
All-Time Overtime Results	199-200
Longest Streaks	201
Attendance Breakdown	202-203

HONORS

All-NBA Selections	206
Award Winners	207
All-Star Weekend Participants	208
Hall-of-Famers	209
Retired Numbers	210-212

RECORDS

Team Single-Game	214
Team Single-Season	215
Individual Single-Game	216-217
40 & 50-Point Clubs	218-219
Individual Highs (Game)	220
Opponents All-Time Leaders	221
Individual Highs (Season)	222-224
Individual Highs (Career)	225-227
All-Time Rookie Leaders	228
Franchise Scoring Leaders	229
Yearly Leaders	230-239
Wells Fargo Center Records	240-241

PLAYOFFS

Team Single-Game Records	244
Individual Single-Game Records	245
Career Playoff Leaders	246-247
Year-by-Year Breakdown	248
All-Time Playoffs Results	249-254
Deciding Games	255
Round-by-Round Results	256
Single-Game Top Performances	257

YEAR-BY-YEAR RESULTS

1949-50-2011-12	260-322
-----------------	---------

ALL-TIME SIXERS ROSTER

All-Time Roster	324-384
All-Time Roster by School	385-388
All-Time Alphabetical Roster	389-391

SIXERS QUICK FACTS

Home Court: Wells Fargo Center
Capacity: 20,328
Colors: Red, White, Blue

FRANCHISE TIMELINE

Syracuse Nationals (1949-50)
Philadelphia 76ers (1963-64)

TV OUTLETS

Comcast SportsNet; The Comcast Network

RADIO FLAGSHIP

The Fanatic (97.5 FM, 950 AM)

SIXERS KEY PHONE NUMBERS

Executive Offices: 215.339.7600
Ticket Office: 215.339.7676
Public Relations: 215.339.7666
Public Relations Fax: 215.339.7632

MAILING ADDRESS

3 Crescent Drive ★ Suite 300
Philadelphia, PA 19112

2013-14 PHILADELPHIA 76ERS MEDIA GUIDE CREDITS: Editor: Sean McCloskey; Editorial Assistance: Lara Price, Mike Preston, Rebecca Timms; Design and page layout: Finch Brands, 3601 Creative Group. Statistical sections of the media guide have been compiled with the help of Harvey Pollack and the Sixers Communications staff with research assistance provided by Elias Stats Bureau.

All NBA and team insignia depicted in this publication are the property of NBA Properties, Inc. and the respective teams of the NBA and may not be reproduced for commercial purposes without the prior written consent of NBA Properties, Inc. The information contained in this publication was compiled by the Philadelphia 76ers and is provided as a courtesy to our fans and the press and may be used only for personal or editorial purposes. Any commercial use of this information is prohibited without the prior written consent of the Philadelphia 76ers.

© 2013 Philadelphia 76ers





Welcome.

The Philadelphia 76ers would like to welcome all members of the media to the 2013-14 season, our 18th season in the Wells Fargo Center and our 51st in the City of Brotherly Love. We ask you to please read this section carefully and thank you in advance for your anticipated cooperation.



Michael Preston
Director of Public Relations



Sean McCloskey
Public Relations Coordinator



Rebecca Timms
Public Relations Coordinator

CREDENTIALS: Appropriate credentials are required for access to the Wells Fargo Center and should be kept visible at all times. In accordance with NBA regulations, the Sixers will limit the number of season credentials. In order to be considered for a season credential, an individual media member must cover a minimum of 30 Sixers home games, while others will be allotted on a game-by-game basis. A single-game credential allows the same access and privileges as a season pass. In accordance with NBA rules, all season passes must include a photo headshot of the approved individual. Media members wishing to cover a single game must contact the Philadelphia 76ers Public Relations staff at least 24 hours prior to the intended game. Passes are issued on a space-available basis for all single-game requests. First-time requests must be in written form on company letterhead and received by mail, or by fax at 215.339.7615. Credentials will be left at the Press Entrance (located on the North side of the Main Concourse Level) and can be picked up two hours prior to tip-off on game nights.

ENTRANCE: Media members attending a Sixers game at the Wells Fargo Center should enter the building through the Press Entrance, located on the North side of the Main Concourse Level.

PARKING: Parking passes are issued prior to the season to those media members who regularly cover the team. Media members wishing to cover a single game, and require parking, must contact the Philadelphia 76ers Public Relations staff at least 48 hours prior to game day. Media members attending Sixers games should park in Lot F, located between the Wells Fargo Center and the Spectrum, along the 11th Street side.

MEDIA ROOM: The media room is located at the Northeast corner of the Event Floor Level. Appropriate credentials are required for media room access. The media room consists of a dining facility, working stations and complimentary wireless internet access. Food, game notes, media kits and working space are available to the media during the course of an event. Food and beverages are served two hours before tip-off time. Refreshments are available during the game. A nominal fee of \$10 is charged for a pre-game meal.

SEATING: Home and visiting television as well as home and visiting radio will be seated in section 112. All other media will be assigned seats on the baseline (section 118) on a space-available basis.

STILL & VIDEO PHOTOGRAPHERS: Photo work space is limited and your cooperation is appreciated. Still and video photographers are limited to the baselines at each end of the court. In accordance with the NBA policy, no hard-back chairs are permitted courtside and all photographers must keep clear of the escape lanes on both sides of the basket stanchions. Rubber lens shades are required for all still photographers who are credentialed to shoot a 76ers game.

LOCKER ROOM ACCESS: The locker rooms are located on the west side (Broad Street) of the Event Level. In accordance with NBA policy, the 76ers locker room will be open 90 minutes prior and close 45 minutes prior to tip-off. Following a ten-minute cooling off period, the locker room will open after the game has been completed. Only credentialed media are allowed in the locker room and no autographs are permitted. All media members are asked to have their passes visible at all times while in the Wells Fargo Center.

GAME NOTES & STATS: Game notes for both teams will be available in the press room two hours prior to tip-off. Play-by-play, quarterly boxes, halftime boxes, final notes and quotes will be delivered to all media locations as quickly as possible.

PRACTICES & SHOOTAROUNDS: Sixers practices and are held at Philadelphia College of Osteopathic Medicine (PCOM) located at 4190 City Ave. in Philadelphia. Parking is available in the garage across from the practice facility and in the parking lot across the street behind the facility. Gameday shootarounds are held at Wells Fargo Center.

TELEPHONES: The Sixers have a limited number of telephones available to working media members in the media section (section 118). Additional requests for telephone lines should be directed to the Wells Fargo Center Operations Department at 215.389.9490.

PLEASE NOTE: All policies are subject to change. Please contact a representative with the 76ers Public Relations department with any questions.

GENERAL INFORMATION



76ERS MEDIA MEMBERS



John Clark
WCAU-TV



Bob Cooney
Philadelphia Daily News



Howard Eskin
WTFX-TV



Bob Ford
Philadelphia Inquirer



Dan Gelston
Associated Press



Dei Lynam
CSNPhilly.com



Jack McCaffery
Delaware County Daily Times



Tom Moore
Calkins Newspapers



Keith Pompey
Philadelphia Inquirer



Beasley Reece
KYW-TV



Ducis Rodgers
WPVI-TV



John Smallwood
Philadelphia Daily News



Chris Vito
Delaware County Daily Times



Molly Sullivan
Comcast SportsNet



Jason Wolf
Wilmington News Journal





TELEVISION COVERAGE

Anchored by the performance of multiple Emmy-Award winning play-by-play broadcaster **Marc Zumoff** and color commentator **Malik Rose**, Comcast SportsNet Philadelphia will televise 74 games this season all in high-definition. In addition The Comcast Network will broadcast an additional eight games, also in HD.

Comcast SportsNet Philadelphia, part of the NBC Sports Group, is the leading regional sports network reaching more than three million homes in and around Philadelphia, Southern New Jersey and Delaware. Together with The Comcast Network, Comcast SportsNet Philadelphia provides local sports fans with the most sports coverage including more than 550 live game broadcasts of the NHL's Philadelphia Flyers, NBA's Philadelphia 76ers, MLB's Philadelphia Phillies, MLS's Philadelphia Union, plus NCAA coverage, as well as Emmy Award-winning sports news and analysis. Visit CSNPhilly.com for more information.

In addition to the outstanding on-air personalities, the Sixers broadcast team also has exceptional behind the scenes talent. Producer **J.R. Aguila**, is joined in the control room by Director **Nick Marchetta**. Aguila is a multiple Emmy-Award winner with nearly 30 years experience working professional sporting events in the Philadelphia market. In addition to the Sixers, Marchetta has directed broadcasts for the Flyers, US Open Tennis and Phillies Baseball. The duo joins Senior Executive Producer **Shawn Oleksiak**, a member of the NBA broadcast advisory board and eight-time Emmy winner as well as a producer of over 1000 Sixers telecasts, to lead a stellar production crew in high definition 76ers broadcasts.

COMCAST SPORTSNET PHILADELPHIA



Brian Monihan
*President,
Comcast SportsNet*



Cynthia Weiss
*Vice President,
Comcast SportsNet
Marketing*



Scott Faccenda
*Vice President,
Comcast SportsNet
Operations*



Shawn Oleksiak
*Senior Executive
Producer of
Live Events*



J.R. Aguila
Broadcast Producer



Nick Marchetta
Broadcast Director



GENERAL INFORMATION



MARC ZUMOFF

Television Play-by-Play Announcer

Emmy-Award winner Marc Zumoff enters his 20th season as the Sixers television play-by-play announcer and his 32nd as a part of the 76ers broadcast team. Zumoff, a Philadelphia native, was officially named play-by-play announcer on Aug. 17, 1994. He has been honored with an Emmy for best sports play-by-play broadcaster 15 times.

In 2012, Zumoff was chosen as narrator for Temple TUFF: Behind the Scenes with Temple Football and Temple Basketball, which airs on Comcast SportsNet. Zumoff has also been honored by his alma mater, Temple University, with a Lew Klein Award and is a member of hall of fame for Temple's School of Communications and Theater.

Zumoff is a broadcast coach for both aspiring performers as well as experienced professionals with information available at www.marczumoff.com. During the summer, he co-hosts several stops on the Sixers Summer Hoops Tour. Zumoff also appears regularly at community functions on behalf of the team.

Zumoff has done play-by-play for NBA TV and for Turner Sports coverage of the NBA, including both regular season and playoff games, the network's coverage of the Goodwill Games as well as play-by-play for The Comcast Network's coverage of Philadelphia Union Soccer and college football.

Prior to joining the Sixers broadcast team full time, Zumoff was a part of the now-defunct PRISM Sports Network and has done play-by-play for a variety of events and teams in the region, including the Philadelphia Flyers, the Philadelphia Big Five and the Philadelphia Fever of the Major Indoor Soccer League. Zumoff broke into television as the play-by-play talent for the Fever which helped lead to his position with PRISM. During his days at Temple, Zumoff announced Owl football and basketball games.

Following his graduation from Temple University, he had stints at WBUD and WTTM Radio in Trenton, N.J. and WHWH Radio in Princeton, N.J. Zumoff lives in suburban Philadelphia with his wife Debbie. They have two sons, Jake and Pace.



MALIK ROSE

Television Color Commentator

Malik Rose enters his third season as the Sixers television color commentator. A native of Philadelphia, Rose attended Overbrook High School, which has produced several NBA players, including former Sixers Wilt Chamberlain and Wali Jones.

This past summer, Rose interned with the Sixers business operations department and was heavily involved with helping the team's new D-League affiliate, the Delaware 87ers, prepare for their inaugural season.

Originally a second round pick by the Charlotte Hornets in the 1996 NBA Draft, Rose went on to play 13 seasons in the NBA while logging over 800 games. He was a member of the Spurs championship teams in 1999 and 2003 and appeared in 82 career playoff games overall.

While with the Spurs in 2003, Rose opened his own restaurant in San Antonio called 'Malik's Philly's Phamous' which featured a full menu with everything from cheesesteaks to water ice.

Since finishing his NBA career in 2008-09, Rose has done studio work for both the New York Knicks on the MSG Network and for the San Antonio Spurs. He also filled in for Sean Elliot as the Spurs color commentator on several occasions.

Rose enjoyed tremendous success on the collegiate level for Drexel, earning All-Conference First Team honors in each of his four seasons. He graduated as the second leading rebounder in the NCAA Division I modern era (since 1973), trailing only former Sixer Derrick Coleman from Syracuse, and currently ranks fourth on that list.





RADIO COVERAGE

Sixers fans will be able to catch all the Sixers action on the radio in 2013-14, as Tom McGinnis returns for his 19th season as Voice of the Sixers. McGinnis, who hosts pregame, halftime and postgame shows for every game, can be heard on the 76ers Radio Network. The Fanatic (97.5 FM) is entering its second full season as the Sixers flagship station.



TOM MCGINNIS

Radio Play-by-Play Announcer

Tom McGinnis enters his 19th season as the voice of the Sixers Radio Network. McGinnis has become one of the most recognizable radio personalities in sports today. While handling all the play-by-play on-air, he also serves as the 76ers Director of Radio Broadcasting. McGinnis co-hosts numerous stops on the Sixers Summer Hoops Tour in the off-season, as well as serving as a team spokesman at various events and other community relations efforts.

McGinnis, who grew up in Spring Valley, Ill., received a degree in Broadcast Journalism from Northern Illinois University in 1984. He played point guard his first two years in college at Benedictine University in Lisle, Ill. A three-sport standout in high school, McGinnis was recently inducted into the Saint Bede Academy Athletic Hall of Fame.

Prior to joining the Sixers for the 1995-96 season, McGinnis recorded 13 years of broadcasting experience, including seven years at local television stations, four years of play-by-play in the CBA with the Cedar Rapids Silver Bullets (1989-90) and LaCrosse Catbirds (1990-93) and two years calling minor league hockey games with the Cleveland Lumberjacks and the South Carolina Stingrays.

McGinnis lives in New Jersey with his wife, Robin Rieger, formerly of KYW-TV, and their two children, Kenna and Luke.

NBA KEY DATES

October 29	2013-14 Season Tips Off
January 6	10-day Contracts can now be signed
January 10	All Contracts are guaranteed for remainder of the season
February 14-16	2014 NBA All-Star (New Orleans, LA)
February 20	2014 NBA Trade Deadline (3 p.m. ET)
March 1	Playoff Eligibility Waiver Deadline
April 16	Last Day of 2013-14 Regular Season
April 19	2014 NBA Playoffs begin
April 27	NBA Draft Early Entry Eligibility Deadline (11:59 p.m. ET)
May 20	2014 NBA Draft Lottery
June 5	The Finals begin
June 16	NBA Draft Early Entry Withdrawal Deadline (5 p.m. ET)

GENERAL INFORMATION



PHILADELPHIA COLLEGE OF OSTEOPATHIC MEDICINE (PCOM) SIXERS PRACTICE FACILITY



For more than a century, Philadelphia College of Osteopathic Medicine has trained highly competent, caring physicians, health practitioners and behavioral scientists who practice a “whole person” approach, treating people, not just symptoms. PCOM offers the doctor of osteopathic medicine degree and graduate programs in psychology, physician assistant studies, forensic medicine, organizational development and leadership, and biomedical sciences. Our students learn the importance of health promotion, education and service to the community and, through PCOM’s five Healthcare Centers, provide care to the

medically underserved populations in inner city and rural locations.

In 1999, Philadelphia College of Osteopathic Medicine opened a state-of-the-art practice facility for the 76ers. The facility features a weight room with custom-sized equipment, an audio-visual room with theater seating, as well as a full size basketball court with two main baskets and four side baskets that are shared by the college and the 76ers. The facility also houses private coaches’ offices, a training room, a players lounge and locker room exclusively for the Sixers.



DIRECTIONS TO THE 76ERS PRACTICE FACILITY

**PHILADELPHIA COLLEGE OF OSTEOPATHIC MEDICINE
(4190 CITY AVE, PHILADELPHIA, PA 19131)**

BY TRAIN

- ★ Arrive in Philadelphia at 30th Street Station. Cabs on either side of the concourses will bring you to destinations on City Ave. in about 20 minutes.

BY CAR

FROM NEW YORK, NEW JERSEY OR NEW ENGLAND:

- ★ Take the New Jersey Turnpike South to the PA Turnpike Exit 6.
- ★ Take the PA Turnpike West To Exit 24 (King of Prussia/Valley Forge).
- ★ After the toll booth, follow signs for Philadelphia, Interstate 76 East.
- ★ Take I-76 East to the City Avenue Exit (also known as City Line Avenue or U.S. Route 1 South).
- ★ Take City Avenue South two blocks to Monument Road (Adam’s Mark Hotel is on the left).
- ★ Make a left onto Monument Road, PCOM’s entrance is on right before light. Follow signs to parking garage. The 76ers Practice Facility is located in the Activities Center across from the parking garage.

FROM PHILADELPHIA INTERNATIONAL AIRPORT, WASHINGTON, D.C., BALTIMORE OR MARYLAND:

- ★ Take Interstate 95 North.
- ★ Look for signs to Interstate 76 West to Philadelphia - Valley Forge.
- ★ I-76 (follow signs to Valley Forge) - stay in left lane and look for the exit to City Line Avenue/Route 1 South.
- ★ Take City Avenue South two blocks to Monument Road (Adam’s Mark Hotel is on the left).
- ★ Make a left onto Monument Road, PCOM’s entrance is on right before light. Follow signs to parking garage. The 76ers Practice Facility is located in the Activities Center across from the parking garage.





NATIONAL BASKETBALL ASSOCIATION
NBA ENTERTAINMENT
WOMEN'S NATIONAL BASKETBALL ASSOCIATION
NBA DEVELOPMENT LEAGUE

**NEW YORK**

Olympic Tower
 645 Fifth Avenue
 New York, NY 10022
 Telephone: (212) 407-8000
 Fax: (212) 832-3861

NEW JERSEY

100 Plaza Drive
 Secaucus, NJ 07094
 Telephone: (201) 865-1500
 Fax: (201) 974-5973

NBA CITY

6068 Universal Boulevard
 Orlando, FL 32819
 Telephone: (407) 363-5919
 Fax: (407) 370-3178

CANADA

50 Bay Street, Suite 1402
 Toronto, Ontario
 Canada M5J 3A5
 Telephone: (416) 364-2030
 Fax: (416) 364-0205

EUROPE

Headquarters - NBA EMEA
 125 Kensington High Street
 London, W8 5SF, UK
 Telephone: +44-20-7795-8921
 Fax: +44-20-7795-8901

SPAIN

pq. Empresarial 'La Finca'
 Edif. 15A, 28223
 Pozuelo de Alarcón
 Madrid, Spain
 Telephone: +34-911-115-800
 Fax: +34-917-995-182

AFRICA

Nelson Mandela Square,
 2nd Floor West Tower
 Maude Street, Sandton
 Johannesburg, South Africa
 Telephone: +27-11-881-5980
 Fax: +27-0-867-26-6351

INDIA

Parinee Crescenzo
 1st Floor, C38 & C39
 BCK, Mumbai 51
 Telephone: +91-22-330-40608

LATIN AMERICA**BRAZIL**

Praia de Botafogo, 501
 Torre Pão de Açúcar - 1st floor
 Rio de Janeiro, RJ, Brazil
 CEP: 22250-040
 Telephone: +55-21-2586-6187

MEXICO

Av. Santa Fe #94 A Tower 8th Floor.
 (SAMARA building)
 Col. Zedec Santa Fe.
 Mexico City, Mexico 01210
 Telephone: +52-55-88511146

ASIA/PACIFIC

3101, The Lee Gardens
 33 Hysan Avenue
 Causeway Bay, Hong Kong
 Telephone: +852-2843-9600
 Fax: +852-2536-4808

TAIWAN

Suite 1303, No. 88, Section 2,
 Chung Hsiao East Road
 Taipei, Taiwan ROC
 Telephone: +886-2-2358-1900
 Fax: +886-2-2358-1098

KOREA

21F, Seoul Finance Center
 136 Sejong-daero, Jung-gu
 Seoul, Korea 100-768
 Telephone: +822-3782 6837
 Fax: +822-3782-4555

CHINA—BEIJING

19th Floor, Office Tower 2,
 China Central Place,
 No. 79 Jianguo Road,
 Chaoyang District,
 Beijing 100025, China
 Telephone: +86-10-5200-8200
 Fax: +86-10-5200-8202

CHINA—SHANGHAI

Unit 2703-08, 27/F,
 Tower 2, Plaza 66
 1366 Nanjing West Road
 Shanghai 200040, China
 Telephone: +86-21-6137-2200
 Fax: +86-21-6288-9920

GENERAL INFORMATION



NBA DEVELOPMENT LEAGUE
OLYMPIC TOWER, 645 5TH AVENUE, 18TH FLOOR
NEW YORK, NY 10022
CONTACT: JOANNA SHAPIRO (JSHAPIRO@NBA.COM)



AUSTIN TOROS

12885 N. Highway 183, Suite 207; Austin, TX 78750
Tel: (512) 236-8333; Fax: (512) 236-8444
Arena: Cedar Park Center
Media Relations Contact: Perri Travillion
(ptravillion@austintoros.com)
NBA Affiliation: San Antonio

BAKERSFIELD JAM

1400 Norris Road; Bakersfield, CA 93308
Tel: (661) 615-6550; Fax: (661) 615-6555
Arena: Dignity Health Event Center
Media Relations Contact: William Aquije
(william@bakersfieldjam.com)
NBA Affiliations: Atlanta, Los Angeles Clippers,
Phoenix, Toronto, Utah

CANTON CHARGE

1101 Market Avenue North; Canton, OH 44702
Tel: (330) 489-1701; Fax: (330) 489-1703
Arena: Canton Memorial Civic Center
Media Relations Contact: Sean Wyatt
(swyatt@cantoncharge.com)
NBA Affiliation: Cleveland

DELAWARE 87ERS

300 Martin Luther King Blvd, Suite 200; Wilmington, DE 19801
Tel: (302) 504-7587; Fax: TBD
Arena: Bob Carpenter Sports/Convocation Center
Media Relations Contact: Nicole Pender
(nicolepender@sevens.com)
NBA Affiliation: Philadelphia

ERIE BAYHAWKS

110 East 8th Street; Erie, PA 16501
Tel: (814) 790-5600; Fax: (814) 790-5608
Arena: Erie Insurance Arena
Media Relations Contact: Jason Vaughan
(jason.vaughan@nbaerie.com)
NBA Affiliation: New York

FORT WAYNE MAD ANTS

1910 St. Joe Center Rd, Suite 61; Fort Wayne, IN 46825
Tel: (260) 469-4667; Fax: (260) 469-4674
Arena: Allen County War Memorial Coliseum
Media Relations Contact: Audrey Siebrase
(audrey@fortwaynehoops.com)
NBA Affiliations: Charlotte, Detroit, Indiana, Memphis,
Milwaukee, Orlando

IDAHO STAMPEDE

233 South Capitol Blvd., Suite 100; Boise, ID 83702
Tel: (208) 388-4667; Fax: (208) 388-3845
Arena: CenturyLink Arena
Media Relations Contact: Ty Carter
(ty@idahostampede.com)
NBA Affiliation: Portland

IOWA ENERGY

730 3rd Street; Des Moines, Iowa 50309
Tel: (515) 564-8550; Fax: (515) 564-8551
Arena: Wells Fargo Arena
Media Relations Contact: Randi Burrell, Patrick Jacobson
(rburrell@iowanba.com, pjacobson@iowanba.com)
NBA Affiliations: Chicago, Denver, New Orleans, Minnesota,
Washington

LOS ANGELES D-FENDERS

555 North Nash Street; El Segundo, CA 90245
Tel: (310) 426-6000; Fax: (310) 426-6031
Arena: Toyota Sports Center
Media Relations Contact: Daniel Ramirez
(dramirez@d-fenders.com)
NBA Affiliation: Los Angeles Lakers

MAINE RED CLAWS

413 Congress Street; Portland, ME 04101
Tel: 207-210-6655; Fax: 207-210-6659
Arena: Portland Exposition Building
Media Relations Contact: TBD
(TBD)
NBA Affiliation: Boston

RENO BIGHORNS

9393 Gateway Drive, Suite BH; Reno, NV 89511
Tel: (775) 284-2622; Fax: (775) 853-1601
Arena: Reno Events Center
Media Relations Contact: Allison Strekal
(abeck@renobighorns.com)
NBA Affiliation: Sacramento

RIO GRANDE VALLEY VIPERS

4500 North 10th Street, Suite 315; McAllen, TX 78504
Tel: (956) 972-1144; Fax: (956) 972-1150
Arena: State Farm Arena
Media Relations Contact: Rebecca Sweat
(rsweat@rgvipers.com)
NBA Affiliation: Houston

SANTA CRUZ WARRIORS

903 Pacific Avenue, Suite 101; Santa Cruz, CA 95060
Tel: (831) 731-4396; Fax: (831) 466-3201
Arena: Kaiser Permanente Arena
Media Relations Contact: Matt De Nesnera
(mdenesnera@santacruzbasketball.com)
NBA Affiliation: Golden State

SIOUX FALLS SKYFORCE

2131 South Minnesota Ave; Sioux Falls, SD 57105
Tel: (605) 332-0605; Fax: (605) 332-2305
Arena: Sanford Pentagon
Media Relations Contact: Brett Hansen
(brett@skyforceonline.com)
NBA Affiliation: Miami

SPRINGFIELD ARMOR

1 Monarch Place, Suite 220; Springfield, MA 01144
Tel: (413) 746-3263; Fax: (413) 746-3262
Arena: MassMutual Center
Media Relations Contact: Eli Pearlstein
(epearlstein@armorhoops.com)
NBA Affiliation: Brooklyn

TEXAS LEGENDS

2601 Avenue of the Stars, Suite 300; Frisco, TX 75034
Tel: (214) 469-0822; Fax: (214) 469-0823
Arena: Dr. Pepper Arena
Media Relations Contact: Britney Wynn
(bwynn@textlegends.com)
NBA Affiliation: Dallas

TULSA 66ERS

10425 South 82nd East Avenue, Suite 105; Tulsa, OK 74133
Tel: (918) 585-8447; Fax: (918) 398-6930
Arena: SpiritBank Event Center
Media Relations Contact: Ben Coldagelli
(bcoldagelli@tulsa66ers.com)
NBA Affiliation: Oklahoma City





Delaware 87ers



L-R: NBA D-League President Dan Reed, Sixers Co-Owner Adam Aron, University of Delaware President Dr. Patrick T. Harker, Sixers Managing Owner Josh Harris, Delaware Governor Jack Markell, U.S. Senator Chris Coons (Delaware), U.S. Senator Tom Carper (Delaware)

On April 27, 2013, the NBA Development League announced that the Philadelphia 76ers purchased the rights to own and operate the former Utah Flash, which were on hiatus since the end of the 2010-11 NBA D-League season. The team, which will be known as the Delaware 87ers, will be the single-affiliate for the 76ers and will play at the Bob Carpenter Center on the campus of the University of Delaware.

The team name, “87ers” was selected in recognition of Delaware’s place in United States history, as it was the first state to ratify the U.S. Constitution on December 7, 1787. The 87ers will also be nicknamed the “Sevens” as a nod to the way the parent club is often referred to as the Sixers.

At the time, the Sixers became just the sixth NBA team with 100-percent ownership of their NBA D-League affiliate, joining the Cleveland Cavaliers (Canton Charge), Golden State Warriors (Santa Cruz Warriors), Los Angeles Lakers (L.A. D-Fenders), Oklahoma City Thunder (Tulsa 66ers) and San Antonio Spurs (Austin Toros).

SEVENS QUICK FACTS

Ticket Information: 302-504-7587

Office: 300 Martin Luther King Jr. Blvd, Suite 200, Wilmington, DE 19801

Arena: University of Delaware’s Bob Carpenter Center (631 S. College Ave., Newark, DE 19716)

President: Aaron Moszer

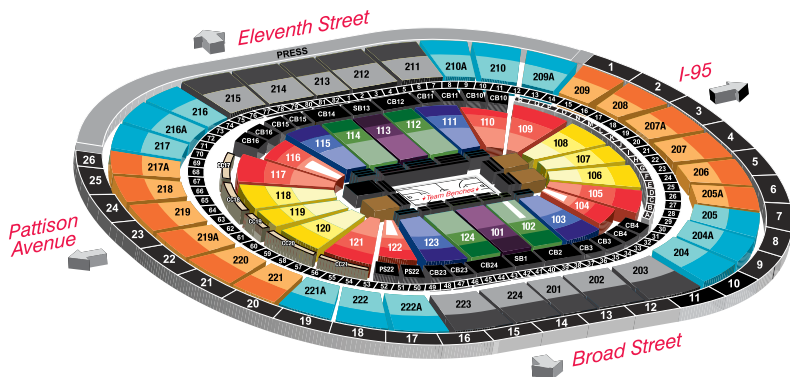
General Manager: Brandon D. Williams

Manager, Marketing/Public Relations/Community Relations: Nicole Pender

GENERAL INFORMATION



Wells Fargo Center



GENERAL INFORMATION

WELLS FARGO CENTER QUICK FACTS

Wells Fargo Center Ownership:
Comcast-Spectacor

Management Company:
Global Spectrum

Web: wachoviacenter.com
Twitter.com/WellsFargoCenter
Facebook.com/WellsFargoCtr

Ticketing: ComcastTIX.com

Opening Date: August 31, 1996

First 76ers Game at Wells Fargo Center: 76ers vs. Milwaukee (11/1/96)

Capacity (Basketball): 20,318

Premium Seating: 126 suites and 14 club boxes

Concession Stands: 30

Parking: Accommodations for 6,100 cars

Amenities: The Cadillac Grille, AT&T Pavilion, P.J. Whelihan's, The Lexus Club, and The Philadelphia Park Sports Bar

Scoreboard: Wachovia Center boasts a spectacular, high-tech, center-hung scoreboard. The state-of-the-art technology brings light emitting diode (LED) signage system to create incredible visual displays for all sporting events and attractions.

Comcast-Spectacor hired ANC to design, construct, and install the structure which features 12 LED video displays between two circular LED ribbons. In all, the scoreboard delivers over 3,200 square feet of active LED signage.

Major events:

- ★ 1996 World Cup of Hockey
- ★ 1997 Stanley Cup Finals
- ★ 1998 U.S. Figure Skating Championships (Olympic Trials)
- ★ 1999 AHL All-Star Classic
- ★ 2000 NCAA Women's Basketball Final Four
- ★ 2000 Republican National Convention
- ★ 2001 and 2002 X Games
- ★ 2001 NCAA Men's East Regionals
- ★ 2001 NBA Finals
- ★ 2002 NBA All-Star Weekend
- ★ 2006 NCAA Men's Basketball First & Second Round
- ★ 2008 Gymnastic Olympic Trials
- ★ 2009 NCAA Men's Basketball First & Second Round
- ★ 2011 NCAA Wrestling Championships

PROJECT FACTS

COST
\$210 million

GROUND BREAKING
Sept. 14, 1994

ARCHITECTS
Ellerbe Becket

BUILDERS
L.F. Driscoll

PROJECT MANAGERS
Fox Management Company

DETAILS
1,400 workers, 7,000 tons of steel, 19,000 cubic yards of concrete, 32,500 square feet of glass, 62,000 lineal feet of driven piles, 76,000 tiles, 400,000 square feet of dry wall.

NAMING RIGHTS
★ CoreStates Center, Sept. 14, 1994 to Sept. 1, 1998
★ First Union Center, Sept. 1, 1998 to July 28, 2003
★ Wachovia Center, July 28, 2003 to July 26, 2010
★ Wells Fargo Center, July 27, 2010 to present





DIRECTIONS TO WELLS FARGO CENTER

From New Jersey via the Walt Whitman Bridge: Follow the signs for Broad Street. At the end of the Broad Street ramp, turn left and follow the signs to the Sports Complex. The Wells Fargo Center will be on your left.

From Interstate 76/Schuylkill Expressway: Traveling east, follow the signs for South Jersey, Walt Whitman Bridge and Sports Complex. Continue east to exit 45, Broad Street, Sports Complex. At the bottom of the exit ramp, make a right onto Broad Street. The Wells Fargo Center will be on your left.

From Interstate 476/Blue Route: Take I-476 South to the end. Follow signs for I-95 North, Philadelphia. Take I-95 North to Broad Street exit. The Wells Fargo Center will be on your right.

From Interstate 95: From I-95 northbound or southbound, take the Broad Street exit. The Wells Fargo Center will be on your right.

From Northern New Jersey via NJ Turnpike: Take the NJ Turnpike to exit 3. Take Rt. 168 North and follow signs for Walt Whitman Bridge. After crossing bridge and paying toll, stay on I-76 and follow the signs for Broad Street. At the end of the Broad Street ramp, turn left and follow the signs to the Sports Complex. The Wells Fargo Center will be on your left.

By Air: Arrive at Philadelphia International Airport and take a taxi to the Wells Fargo Center. The ride takes about 10 minutes and should cost approximately \$20.

By Train: Arrive in Philadelphia at 30th Street Station. A taxi on either side of the concourse will bring you to the Wachovia Center. The ride takes about 15 minutes and should cost approximately \$20.

By Mass Transit: The Wells Fargo Center is accessible via SEPTA. Take the Broad Street Subway (Orange line) to the AT&T Station (Pattison Ave.). Round-trip SEPTA tokens can be purchased for \$2.90. A single-day pass costs \$7.





OWNERSHIP

★ ★ ★ ★ ★ ★ ★ ★ ★ ★ ★ ★ ★ ★ ★ ★





JOSHUA HARRIS

Managing Owner, NBA Governor

Josh Harris is Managing Partner of Apollo Management, L.P. which he co-founded in 1990. He graduated summa cum laude from the University of Pennsylvania's Wharton School of Business with a Bachelor of Science degree in Economics and received his MBA from the Harvard Business School where he was named a Baker and Loeb Scholar. Among other civic activities, Josh serves as a member of The Federal Reserve Bank of New York Investors Advisory Committee on Financial Markets and the Undergraduate Executive Board of The Wharton School of the University of Pennsylvania. Josh's Philadelphia roots run deep, as his grandparents and parents were native Philadelphians. In 2011, he saw Philadelphia close-up, running the 26.2 mile Philadelphia Marathon in 3:48, a personal best.



DAVID BLITZER

Co-Managing Owner, NBA Alternate Governor

David Blitzer is a Senior Managing Director and Co-Chair in the Private Equity Group at The Blackstone Group and is a member of the firm's Executive Committee. David is based in New York following 10 years in London establishing Blackstone's corporate private equity business in Europe. Since joining Blackstone in 1991, David has been involved in the execution of Blackstone's investments in Spirit Group, SULO, Allied Waste, Aspen Insurance Holdings, Houghton Mifflin, Universal Orlando, Centerplate, Cadillac Fairview, Edward J. DeBartolo Corporation, Southern Cross, NHP, Orangina, United Biscuits and Jack Wolfskin. David graduated magna cum laude from the Wharton School of the University of Pennsylvania, and he currently serves as a Director of United Biscuits and Jack Wolfskin.

OWNERSHIP



ADAM ARON

Co-Owner

Adam Aron served as CEO of the Philadelphia 76ers for the 2011-12 and 2012-13 seasons before leaving to become chairman and CEO of a new investment vehicle, funded by members of the Sixers ownership group. He previously was Chairman and CEO of World Leisure Partners, Inc., a consultancy he formed in 2006. From 1996 to 2006, Adam was Chairman and CEO of Vail Resorts, the largest ski resort operator in the United States. He was previously President and CEO of Norwegian Cruise Line, Senior Vice President of Marketing for United Airlines as well as Senior Vice President of Marketing for Hyatt Hotels. He serves on the Boards of Starwood Hotels, Norwegian Cruise Line, Oceania Cruises and Regent Seven Seas Cruises. Born and raised in Philadelphia, and a graduate of Abington High School, Adam holds a Bachelor's Degree cum laude from Harvard College and an M.B.A. with Distinction from Harvard Business School.



MARTIN GELLER

Co-Owner

Marty Geller, CEO of Geller & Company LLC which he founded in 1984, whose services include strategic CFO advisory and outsourcing services; financial reporting and accounting; technology; tax advisory services and compliance for corporations, partnerships, non-profits and individuals; as well as family office and wealth management services. The firm employs more than 400 people. He is a member of the Board and sits on the Management Committee of Bloomberg LP, and is on the Board of the Bureau of National Affairs, Inc. He also serves on the Board of the New York Police and Fire Widow's and Children's Benefit Fund; the Advisory Board of the Mayor's Fund to Advance New York City; and the New York Advisory Council of the National Parks Conservation Association. He also sponsors the Geller Student Government Association Program.



DAVID B. HELLER

Co-Owner

David B. Heller is co-head of the Global Securities Division at Goldman Sachs, where he serves on the Management Committee, Client and Business Standards Committee, Firmwide Risk Committee, Finance Committee, Firmwide Diversity Committee and Public Policy Committee and is chair of the Americas Diversity Committee. David joined Goldman Sachs in 1989 in New York, transferring to Tokyo in 1993 and becoming head of Equity Trading in Japan in 1995 and co-head of Equities in Japan in 1997. In 1999, he became head of Global Trading for Equity Derivatives in London. He returned to the United States, and was later named co-head of the Global Securities Division in 2008. David is an executive committee member of the Securities Industry and Financial Markets Association. He serves on the boards of Project Morry, The New Museum of Contemporary Art, Acumen Fund and Third Way, a policy institute. David earned a BA from Harvard University in 1989.





TRAVIS HENNINGS

Co-Owner

Travis Hennings is a principal at Apollo Management, L.P where he has worked since 2007. Prior to that time, he was employed by Citigroup within its Investment Banking division. He received a Bachelor of Science degree in Business Administration from the University of Colorado.



TONY IGNACZAK

Co-Owner

Tony Ignaczak is the president of Quad-C. Since joining the company in 1992, Tony has led investments in a variety of industries including building products, business services, consumer, and transportation/logistics. He currently sits on the Board of Directors of A. Stucki Company, Asset Acceptance Capital Corp., Balboa Water Group, Dental Care Alliance, Durcon, Generation Brands and Joerns Healthcare and previously worked with many Quad-C investments including Augusta Sportswear Group, Acoustical Material Services, Service Partners and TDS Logistics. Prior to joining Quad-C, Tony worked in both the Merchant Banking Group at Merrill Lynch and the Mergers and Acquisitions Group at Drexel Burnham Lambert. Tony holds a B.S. degree from The Wharton School, University of Pennsylvania and an M.B.A. from Harvard Business School.



JAMES LASSITER

Co-Owner

James Lassiter joined forces with entertainment powerhouse Will Smith in 1998 to create the production and management company Overbrook Entertainment, named after the Philadelphia high school they both attended. James began his career in the music industry and guides Overbrook's films and TV projects from development through production incorporating a global scope into every project. James' recent successes include Karate Kid (2010) starring Jaden Smith and Jackie Chan; the blockbuster, Hancock (2008) starring Will Smith and Charlize Theron; and I am Legend (2007). His 2006 hit The Pursuit of Happyness earned Will Smith an Oscar nomination. In 2005, James produced Hitch, as well as Saving Face. In 2001 he was a producer on the critically acclaimed Ali, for which Will Smith earned his first Academy Award nomination.

OWNERSHIP



MARC LEDER

Co-Owner

Marc Leder is the Co-CEO of Sun Capital Partners, a leading global private investment firm based in Boca Raton, Florida which he co-founded in 1995 with his partner Rodger Krouse. Sun Capital focuses on leveraged buyouts, equity, debt and other investments and targets underperforming companies, turnarounds and special situations, primarily involving small to mid-sized companies across a variety of industries. Sun Capital affiliates have invested in and managed more than 280 companies worldwide since the firm's inception, with combined sales in excess of \$40 billion. Prior to Sun Capital Partners, Marc was a Senior Vice President at Lehman Brothers. He received a Bachelor of Science degree in Economics from the Wharton School of the University of Pennsylvania and serves as a member of the University of Pennsylvania Huntsman Program Advisory Board.



MICHAEL RUBIN

Co-Owner

Michael Rubin noted Philadelphian entrepreneur recently founded Kynetic, a private company based in Conshohocken, PA, that is focused on building businesses at the forefront of online commerce. It consists of: Fanatics, the world's leading online retailer of licensed sports merchandise; Rue La La, one of the top online private sale destinations in the U.S.; and ShopRunner, an innovative members-only service aggregating shopping benefits from top retailers and brands. Prior to Kynetic, Michael was Founder & CEO of GSI Commerce which was sold to eBay for \$2.4 billion in 2011. He started his entrepreneurial career at the age of 12, when he opened a ski-tuning shop in his parents' Philadelphia basement. At age 25, Michael became one of the youngest CEOs ever of a NASDAQ-listed company. The success of GSI Commerce and his outstanding achievements landed him a spot on the inaugural season of the CBS hit show "Undercover Boss."





WILL SMITH & JADA PINKETT SMITH

Co-Owners

Will Smith and Jada Pinkett Smith are among the most respected names in entertainment throughout the world. In 2007, Newsweek called Will the most powerful actor in Hollywood. He has been nominated for multiple Oscars, Golden Globes and Grammys. Known initially as a rap artist and from his six year role in NBC's *The Fresh Prince of Bel Air*, he has since starred in numerous blockbuster films including *Independence Day*, *Men in Black*, *Hitch*, *I am Legend*, *the Pursuit of Happyness* and *Ali*, among others. His films have grossed nearly \$6 billion worldwide. Jada Pinkett Smith is an accomplished actor, singer, business executive and philanthropist in her own right. She starred in *The Nutty Professor*, *Ali*, *The Matrix Reloaded*, *The Matrix Revolutions*, among other film, television and music projects. Her business ventures include fashion, beauty and production of various entertainment properties.



ART WRUBEL

Co-Owner

Art Wrubel began his career in 1987 at JMB Realty, working on property acquisitions of all sizes and property types. In 1993, Mr. Wrubel joined Dickstein & Co., a leading investment fund, as a partner focusing on real estate and asset backed securities. He was involved in high profile real estate restructurings including Olympia & York, Cadillac Fairview, Rockefeller Center Properties, Bramalea, and Trizec. In 2001, he formed Wesley Capital Management, a long/short investment fund which ranks among the largest investment funds in real estate securities. He is a member of Mount Sinai Hospital's Board of Advisors, the Board of Trustees at the Jewish Museum in New York City and the Wharton Undergraduate Board at the University of Pennsylvania. Art received a Bachelor of Science in Economics from the Wharton School at the University of Pennsylvania in 1987.



FRONT OFFICE





76ERS STAFF DIRECTORY

OWNERSHIP

Josh Harris.....	Managing Owner
David Blitzer.....	Co-Managing Owner
Adam Aron.....	Co-Owner
Martin Geller.....	Co-Owner
David B. Heller.....	Co-Owner
Travis Hennings.....	Co-Owner
James Lassiter.....	Co-Owner
Marc Leder.....	Co-Owner
Michael Rubin.....	Co-Owner
Will Smith & Jada Pinkett Smith.....	Co-Owners
Art Wrubel.....	Co-Owner

BASKETBALL OPERATIONS

Sam Hinkie.....	President of Basketball Operations and General Manager
Courtney Witte.....	Director of Player Personnel
Brandon D. Williams.....	76ers Basketball Operations/General Manager 87ers
Brett Brown.....	Head Coach
Chad Iske.....	Assistant Coach
Lloyd Pierce.....	Assistant Coach
Greg Foster.....	Player Development Coach
Billy Lange.....	Player Development Coach
Marlene Barnes.....	Executive Assistant to President of Basketball Operations and General Manager
Aaron Barzilai.....	Director of Basketball Analytics
Jordan Cohn.....	Pro Personnel Scout
Frank DiLeo.....	Scout
Scott Faust.....	Assistant Athletic Trainer
Sachin Gupta.....	Consultant
Sergei Khmelevski.....	Massage Therapist
Allen Lumpkin.....	Director of Basketball Administration
Kevin Johnson.....	Head Athletic Trainer
Jeff Millman.....	Assistant Equipment Manager
Mary Purcell-Davis.....	Executive Assistant
Scott Rego.....	Equipment Manager
Dan Rosci.....	Assistant Equipment Manager
Vince Rozman.....	Scouting Coordinator
Marin Sedlacek.....	Scout
Gene Shue.....	Scout
Mike VandeGarde.....	Scout
Will Weaver.....	Video Coordinator
Lance Williams.....	Director of Team Security
Jesse Wright.....	Strength & Conditioning Coach

BUSINESS OPERATIONS

Scott O'Neil.....	Chief Executive Officer
Christopher Heck.....	Chief Revenue Officer
Lara Price.....	Sr. Vice President of Business Operations
Andy Speiser.....	Sr. Vice President of Finance / Chief Financial Officer
Dan Hauser.....	Sr. Vice President of Corporate Sales
Mark Gullett.....	Vice President, Marketing
Larry Meli.....	Vice President, Fan Experience & Ticket Operations
Joe Ondrejko.....	Vice President, Sales & Service
Beth Schwartz.....	Executive Assistant
Ashanti Chaloupka.....	Administrative Assistant
Sonny Hill.....	Executive Advisor
Julius Erving.....	Strategic Advisor

BROADCASTING

Shawn Oleksiak.....	Sr. Executive Producer of Live Events
J.R. Aguila.....	Broadcast Producer
Nick Marchetta.....	Broadcast Director
Tom McGinnis.....	Director of Radio Broadcasting
Marc Zumoff.....	TV Broadcaster
Malik Rose.....	TV Analyst
Molly Sullivan.....	TV Sideline Reporter

FRONT OFFICE



BOX OFFICE

T.J. Octavio Box Office Manager
James Liberti Assistant Ticket Operations Manager
Adam Johnson Ticket Operations Coordinator
Tim Clugston Box Office Coordinator

BUSINESS DEVELOPMENT

Katie Grossman Director of Business Development

COMMUNITY RELATIONS

Michael Goings Community Relations Manager
World B. Free Ambassador of 76ers Basketball

CORPORATE PARTNERSHIPS

Owen Morin Sr. Director of Corporate Partnership Activation
Nina Suleiman Director of Corporate Partnership Services
David Sawyer Business Development Manager
Chris Console Business Development Manager
Kathryn Alario Corporate Account Manager
Karen Zoda Corporate Partnership Account Manager

CRM & TECHNOLOGY

Nick Gesacion Director, CRM & Technology
Sayed Aueqley CRM & Technology Manager

DIGITAL MEDIA

Matt Rose Digital Media Manager
Max Rappaport Web Content Coordinator
Jerry Rizzo Digital Media Coordinator

FAN EXPERIENCE

Leroy Fountain Fan Experience Manager

FINANCE

Tisa Sproul Accounting Services Manager
Tina Szwak Controller
Dana Andrews Accounts Payable Coordinator
Keri Santiago Payroll Coordinator

LIVE EVENTS

Derrick Hayes Live Events Manager
Christian Crosby Live Events Coordinator
Matt Cord Public Address Announcer
Dayna Hafetz Dream Team Coach
Jerry McElhenney Promotions Assistant

MARKETING

Shana Booker Marketing Manager
Chris Mallen Marketing Coordinator
John Kane Art Director

PUBLIC RELATIONS

Michael Preston Director, Public Relations
Sean McCloskey Public Relations Coordinator
Rebecca Timms Public Relations Coordinator
Harvey Pollack Director, Statistical Information

SERVICE & RETENTION

Jill Snodgrass Manager, Service & Retention
Aaron Rush Sr. Premium Account Manager
Emily Gaul Premium Account Manager
Alex Deffaa Client Experience Account Manager
Junior Mayo Client Experience Account Manager
Sam Shechtman Client Experience Account Manager
Sarah Carver Membership & Retention Coordinator

SIXERS CAMPS

Todd Landrey Director, Sixers Camps
Paul Beckles Sixers Camps Manager





SUITE & HOSPITALITY SALES

Brad McCleary.....	Director, Suite & Hospitality Sales
Tim Reinhart.....	Suite & Hospitality Sales Manager
Ryan O'Neill.....	Suite & Hospitality Sales Manager

TICKET SALES

Jake Reynolds.....	Sr. Director, Ticket Sales
Matt McShea.....	Sales Manager
Brian Norman.....	Sales Manager
Stephanie Ladue.....	Group Sales Manager
Shawn Kerns.....	Senior Account Executive
Justine Doherty.....	Account Executive
Melody Georgiou.....	Account Executive
Ami Goodman.....	Account Executive
Dan Hall.....	Account Executive
Craig McClure.....	Account Executive
Molly Moran.....	Account Executive
Mike Miller.....	Account Executive
Brad Rittle.....	Account Executive
Brett Waters.....	Account Executive
Jaclyn Gunther.....	Group Sales Event Coordinator
Siaolan Albigese.....	Sales Associate
Joshua Arney.....	Sales Associate
Marvin Banaag.....	Sales Associate
Ryan Bevilacqua.....	Sales Associate
Craig Campbell.....	Sales Associate
Katrina Clayton.....	Sales Associate
Matthew Cohn.....	Sales Associate
Simone Coleman.....	Sales Associate
Nia Daye.....	Sales Associate
Lucas Denning.....	Sales Associate
Patrick Fusaro.....	Sales Associate
Angelina Gasparo.....	Sales Associate
Mark Gilmartin.....	Sales Associate
Vince Granieri.....	Sales Associate
Shane Howell.....	Sales Associate
Ben Kessler.....	Sales Associate
Danielle Kuhman.....	Sales Associate
Brian McGee.....	Sales Associate
Paige Mollineaux.....	Sales Associate
Daniel Rothberg.....	Sales Associate
Matt Segall.....	Sales Associate
Ashley Shapiro.....	Sales Associate
Bob Sharpe.....	Sales Associate
Troy Sneed.....	Sales Associate
Kyle Sullivan.....	Sales Associate
Lailah Taylor.....	Sales Associate
Adam Tuval.....	Sales Associate
Mike Venezia.....	Sales Associate
Lindsay Ward.....	Sales Associate
Bob Capewell.....	Group Sales Supervisor
Matthew Backel.....	Group Event Specialist
Danielle Balliet.....	Group Event Specialist
Katie Dougherty.....	Group Event Specialist
Leah Fisher.....	Group Event Specialist
Juliana Gover.....	Group Event Specialist
Gregory Haas.....	Group Event Specialist
Stefanie Harms.....	Group Event Specialist
Caroline Kasper.....	Group Event Specialist
Chris McKeown.....	Group Event Specialist
Katie Simmons.....	Group Event Specialist

FRONT OFFICE



SAM HINKIE

President of Basketball Operations and General Manager

Sam Hinkie was named President of Basketball Operations and General Manager of the Philadelphia 76ers on May 14, 2013. Hinkie joined the Sixers following eight years with the Houston Rockets, most recently as Executive Vice President of Basketball Operations.

Under Hinkie's direction, the Sixers were aggressive in adding talent to the team's pipeline, beginning on draft night when the team secured the rights to the sixth overall pick. That opening salvo marked just the beginning of a larger overhaul. The entire off-season tally saw the Sixers front office make six trades, draft three new players, net three additional draft picks for the future and sign six free agents.

Via trade, the Sixers brought in the sixth overall pick in 19-year-old Nerlens Noel (the NCAA's leading shot blocker), 20-year-old former first round pick Tony Wroten, and 22-year-old Turkish center Furkan Aldemir. Via the draft, the Sixers acquired 6-6 point guard Michael Carter-Williams with the 11th selection. The Sixers now hold five draft selections in the 2014 NBA Draft, including New Orleans' first round pick and the second round selections of both Houston and Brooklyn.

Hinkie then led the search for the club's 24th head coach, choosing four-time NBA Champion Brett Brown to oversee the program. Lastly, during free agency, five new players—including four rookies—were added and given a chance to compete and improve within the larger Sixers development system.

Hinkie joined the Rockets in 2005 as Special Assistant to the General Manager (then Carroll Dawson), one year prior to the arrival of current Rockets GM Daryl Morey. After a promotion to become the youngest Vice President in the NBA in 2007, Sam was again promoted to Executive Vice President in 2010.

While with the Rockets, Hinkie led the team's considerable analytic efforts, where Sam and his team used data to improve decision making in the NBA Draft, free agency, trade, and game strategy. Additionally, Hinkie provided day-to-day management of basketball operations, managed the Rockets salary cap and scouted prospects in person across the collegiate and professional ranks.

During Hinkie's tenure in Houston, the Rockets emerged as a leading franchise in the use of analytics, and Sam and his team's efforts have been profiled by The New York Times, Sports Illustrated, ESPN, and in Michael Lewis's New York Times Sunday Magazine cover story on Shane Battier (The No-Stats All-Star). He has presented and lectured at Harvard, Stanford, and Wharton and has been an original contributor to the leading sports analytics conference held annually at MIT since its inception in 2007.

From 2006-07 through 2008-09, the Rockets won more regular season games (160) than in any three-year run in the history of the franchise. In 2007-09, the team won a remarkable 22 straight games, which stands as the fourth-longest winning streak in major U.S. professional sports history. The flexibility built into the team's roster allowed Houston to weather injuries to perennial All-Stars Tracy McGrady and Yao Ming in each of those seasons.

The innovation on display during Hinkie's tenure in Houston stretched into minor league basketball as well, where a first-ever hybrid relationship saw the Rockets front office manage the basketball operations of a minor league team (the Rio Grande Valley Vipers). While developing and evaluating players and coaches and playing an increasingly unique style of basketball, over a four season span from 2009-10 through 2012-13, the Vipers made the finals three times and captured two championships.

Prior to joining the Rockets, Sam advised NFL teams on draft strategies and ways to use statistical analysis to improve decision making. Hinkie also held positions in private equity & venture capital after beginning his career as a strategy consultant at Bain & Company.

Sam serves on the Advisory Board of KIPP, an innovative charter school network focused on disadvantaged children in urban communities. He also serves on the National Advisory Board of Positive Coaching Alliance, a non-profit group that encourages character building through youth sports.

Hinkie graduated summa cum laude from the University of Oklahoma and was named one of the top 60 undergraduate students in the nation by USA Today. He also holds an MBA from Stanford, graduating with highest honors as an Arjay Miller Scholar.

Hinkie resides in suburban Philadelphia with his wife and two sons.





COURTNEY WITTE

Director of Player Personnel

Courtney Witte (pronounced Witty) enters his 16th season with the 76ers basketball operations department and 27th overall in the NBA. After serving as the Sixers director of scouting for two seasons (2001-03), Witte was promoted to his current position, director of player personnel, in September 2003.

As director of player personnel, Witte is involved in all aspects of the team's basketball operations along with draft-night preparation and coordinates the 76ers professional scouting and collegiate player evaluation process.

Witte joined the Sixers prior to the 1998-99 season as a video coordinator and scout after spending 11 seasons with the Indiana Pacers most recently as their advance scout. Witte oversaw the reconstruction of the 76ers state-of-the-art video room that features both nonlinear computerized and linear video-editing systems. He served as an assistant coach/director of scouting for the Sixers, after a two-year stint as an assistant coach/head scout.

Witte played collegiate basketball at Indiana University (1984-86) under Coach Bob Knight, having the distinction of being his first junior college recruit. During his two seasons at Indiana, the Hoosiers made two NCAA tournament appearances, highlighted by a victory over the top-ranked North Carolina Tar Heels in the Final Eight.

Witte is single and resides in Bala Cynwyd.



BRANDON D. WILLIAMS

76ers Basketball Operations

General Manager 87ers

Brandon D. Williams was named General Manager of the Philadelphia 76ers NBA Development League affiliate, the Delaware 87ers, on September 13, 2013.

Williams joins the organization after serving eight seasons in the NBA's League Office, most recently as the NBA's Associate Vice President of Basketball Operations. Prior to that position,

Williams served as the Director of Player Development in the NBA's Community and Player Programs department. He worked closely with teams across the league in helping prepare players for the demands of being a professional athlete as well as aiding their eventual transition away from the game to a second career.

Williams is well versed in the challenges a young player faces in his pursuit of making the NBA. A standout player at Davidson, Williams earned All-Southern Conference First Team honors as a senior in 1996. After going undrafted, Williams played both overseas and in the Continental Basketball Association before appearing in his first NBA game as a member of the Golden State Warriors in 1998. The following season, Williams was picked up by the San Antonio Spurs, who went on to win the NBA Championship. All totaled for his career, Williams played internationally in six countries. He also experienced the D-League up close as an Honorable Mention All D-League player for the Huntsville Flight in 2003.

In addition to a Bachelor of Arts degree in Sociology from Davidson, Williams received his Juris Doctorate from Rutgers University School of Law-Newark in 2012. While enrolled at Davidson, Williams interned at the White House for the Domestic Policy Council during President Bill Clinton's first term.



BRETT BROWN

Head Coach

Brett Brown was named head coach of the Sixers on August 14, 2013 after spending the previous 11 seasons as an assistant coach for the San Antonio Spurs under Gregg Popovich. Brown was a member of the Spurs organization for all four of their championship seasons (1999, 2003, 2005 and 2007).

Brown originally joined the Spurs as a member of their basketball operations department in 1998-99 but left after the season to become the head coach of the Sydney Kings of the Australian National Basketball League (NBL). He re-joined the Spurs in July of 2002 as the team's assistant coach/director of player development and was moved to the bench as an assistant coach prior to the 2006-07 season.

A native of Maine, Brown played at South Portland High School for his father Bob Brown, who is a New England Basketball Hall of Famer. The younger Brown went on to attend Boston University where he played under Rick Pitino. Brown was named team MVP his sophomore year and served as team captain his final two seasons, helping the Terriers reach the NCAA Tournament as a senior in 1983. For his career, Brown posted an assist-to-turnover ratio of 2.19 and left ranked fourth in school history in assists (404). In 2013, Brown joined his father as an inductee into the New England Basketball Hall of Fame.

In addition to his time with the Spurs, Brown has a wealth of coaching experience in Australia, where he met and married his wife, Anna. He started as an assistant coach with the Melbourne Tigers under Lindsay Gaze, a member of both the Australian and FIBA Hall of Fame.

Brown was named head coach of the North Melbourne Giants in 1993 and earned NBL Coach of the Year honors in 1994 after leading the Giants to the National Championship. Including his return to the NBL for three seasons with the Sydney Kings in 1999, Brown amassed 149 career coaching victories, sixth-most in league history.

In March of 2009, Brown was named head coach of the Australian National Team. He had previously served as an assistant for eight years, including both the 1996 and 2000 Olympic Games as well as the 1998 World Championships. Brown led Australia to the FIBA Oceania Championship over rival New Zealand in 2011 to secure a bid to the 2012 Olympics.

At the London games in 2012, Brown guided Australia to what many consider one of its best Olympic runs, culminating with a win over eventual bronze medalist Russia before being eliminated by Team USA in the quarterfinals. Overall, Australia compiled a 3-3 mark without the services of injured star Andrew Bogut.

Brown and his wife Anna have been married for 20 years and have two daughters, Julia and Laura, and a son, Sam.





CHAD ISKE

Assistant Coach

Chad Iske enters his first season as an assistant coach with the Sixers. He spent the past 14 seasons with the Denver Nuggets, including the past six as an assistant coach under George Karl.

While with the Nuggets, Iske oversaw the scouting of upcoming opponents and assisted Coach Karl with game plan preparation.

Iske began working with the Nuggets as an intern in the scouting department during the 1999-00 season. From there, he worked as the team's scouting coordinator, video coordinator and as an advance scout before being promoted to an assistant coach in 2008.

A graduate of Regis Jesuit High School in Aurora (CO), Iske has volunteered as a coach in the school's high school and junior high basketball programs. He also served as an assistant coach for basketball and baseball at Bishop Seabury Academy in Lawrence, Kan. and helped start the Kansas Angels summer high school basketball program in 1997 – where he was the primary fund raiser and assistant coach in '97-98.

Iske graduated from the University of Kansas in 1999 with a degree in sports management. He and his wife Lauren



LLOYD PIERCE

Assistant Coach

Lloyd Pierce enters his first season as an assistant coach with the Sixers. He spent the previous two seasons with the Memphis Grizzlies as an Assistant Coach-Player Development and has 17 years of professional and collegiate experience.

Prior to working with the Grizzlies, Pierce spent the 2010-11 season as an assistant coach with the Golden State Warriors. He also served three seasons as player development coordinator for the Cleveland Cavaliers (2007-10).

As a player, Pierce played four seasons internationally in Mexico, Australia, Germany and Turkey before returning to his alma mater, Santa Clara University (2002-2007), as an Assistant Coach under Dick Davey.

The San Jose native played all four seasons at Santa Clara, teaming with two-time MVP Steve Nash and leading the Broncos to consecutive NCAA Tournament berths in 1995 and 1996 before graduating with a degree in business management.

FRONT OFFICE



GREG FOSTER

Player Development Coach

Greg Foster enters his first season as a player development coach with the Sixers. He joins the organization after spending the past two seasons as an assistant coach at The University of Texas at El Paso (UTEP).

Foster was also a member of UTEP's coaching staff during the 2010-11 campaign, serving as a student assistant coach while completing work on a bachelor's degree in Multidisciplinary

Studies.

Originally the 35th overall pick in the 1990 NBA Draft by Washington, Foster went onto play 13 NBA seasons while logging over 650 career games. Best remembered for playing alongside hall-of-famers Karl Malone and John Stockton with Utah in the mid to late 90's, Foster won two Western Conference Championships with the Jazz and later an NBA Championship as a member of the L.A. Lakers in 2001.

A native of Oakland, Foster attended Skyline High School, where he was teammates with Gary Payton. Foster went onto star at UTEP, playing alongside Antonio Davis and Tim Hardaway.

Foster and his wife, Victoria, have a son, Greg Jr., and two daughters, Victoria Marie and Collette Christine.



BILLY LANGE

Player Development Coach

Billy Lange is in his first season as a player development coach with the Sixers after serving as associate head coach at Villanova under head coach Jay Wright.

For Lange, it was his second stint with the Wildcats, having spent three years as their director of basketball operations from 2001-2004. He rejoined Coach Wright's staff in May of 2011 following seven seasons as head coach of the United States Naval Academy.

At Navy, Lange inherited a team that had won five games the season prior to his arrival. The Midshipmen improved their win totals in each of his first five seasons, highlighted by a 19-11 mark in 2008-09. In 2008, Lange was named Patriot League Coach of the Year. Navy also lead the Patriot League in scoring in five of the sevens season Lange was in charge.

A native of Haddon Heights, N.J., Lange played for his father, Bill Lange, Sr., at Bishop Eustace High School before moving onto Rowan University. He began his coaching career in 1994 as an assistant to his father. Lange also served as an assistant on Herb Magee's staff at Philadelphia University and spent the 1998-99 season as an assistant coach at La Salle.





KEVIN JOHNSON

Head Athletic Trainer

With over 22 years of experience in the field of sports medicine, Kevin Johnson returns for his 11th season with the 76ers staff as the team's head athletic trainer. He joined the Sixers organization at the beginning of the 2003-04 season.

A member of the National Athletic Trainer's Association (NATA), Johnson spent seven seasons as the head athletic trainer for the Washington Wizards (1994-95 to 2000-01) and four seasons as an assistant trainer with the Indiana Pacers (1990-91 to 1993-94). Prior to joining the NBA ranks, Johnson served as an assistant athletic trainer for the NFL's Indianapolis Colts.

Johnson graduated from Indiana State University in 1989 with a Bachelor of Science in Physical Education, with a specialization in Athletic Training. He is also certified by the National Academy of Sports Medicine as a Performance Enhancement Specialist and a Corrective Exercise Specialist. In 2001, Johnson served as the head athletic trainer for the Eastern Conference All-Star team.

An active member of Big Brothers of America, Johnson resides in Bowie, Md., with his wife Sheila and their children, Mitchell and Jai.



JESSE WRIGHT

Strength & Conditioning Coach

Jesse Wright is entering his eighth season with the 76ers and his fourth as Strength and Conditioning Coach. In his current role, Wright oversees all of the team's strength and power training, conditioning, flexibility improvement and nutritional programming.

Wright's first four seasons with the organization were spent as its Strength and Conditioning Consultant, while working full-time for Summit Sports Training Center. He directed all of the training programs for the company and oversaw their Strength and Conditioning contract

with Saint Joseph's University.

A member of the Gatorade Training Council, Wright is part of a panel of experts that designed and implemented the training programs for the athletes involved in the Sports-Emmy nominated television series REPLAY. In addition, his programming and drills have been featured on both Rivals.com and Yahoo sports.

In addition to serving on the Board of Managers for Pro Hoops Strength, Wright is also the current president of the National Basketball Strength & Conditioning Association. In 2012-13, Wright was named NBA Strength Coach of the Year, an award voted on by his contemporaries in the league.

Wright received his Exercise Science degree from Temple University and has previously held Strength and Conditioning Coach positions with the Owls, Hofstra University Football, the Barcelona Dragons of NFL-Europe and the Philadelphia Eagles. Wright has certifications from the National Strength and Conditioning Association (CSCS), the National Academy of Sports Medicine (PES), and Functional Movement Systems (FMS).

76ERS MEDICAL STAFF



Brian Sennett, MD
*Head Team Physician/
Orthopaedics*



Rahul Kapur, MD
*Chief Medical
Physician*



Jonathan Glashow, MD
Chief Medical Officer



James Carey, MD
Orthopaedic Surgeon

FRONT OFFICE



76ERS BASKETBALL OPERATIONS STAFF



Marlene Barnes
*Exec. Assistant to the
President of Basketball
Operations & GM*



Aaron Barzilai
*Director of Basketball
Analytics*



Jordan Cohn
Scout



Frank DiLeo
Scout



Scott Faust
*Assistant Athletic
Trainer*



Dr. Joel Fish
Psychologist



Sachin Gupta
Consultant



Sergei Khmelevski
Massage Therapist



Allen Lumpkin
*Director of Basketball
Administration*



Jeff Millman
*Assistant Equipment
Manager*



Mary Purcell-Davis
Executive Assistant



Scott Rego
Equipment Manager




Dan Rosci
*Assistant Equipment
Manager*



Vince Rozman
Scouting Coordinator



Marin Sedlacek
Scout



Gene Shue
Scout



Mike VandeGarde
Scout



Will Weaver
Video Coordinator



Lance Williams
*Director of
Team Security*





SCOTT O'NEIL

Chief Executive Officer

On July 8, 2013, the Philadelphia 76ers ownership group – led by Josh Harris – hired Scott O'Neil, one of the most respected executives in sports business industry, as the team's Chief Executive Officer. In this role, O'Neil will be responsible for overseeing every aspect of the team's business operations and will represent the Sixers as an Alternate Governor for the National Basketball Association.

He has already established a vision to integrate the Sixers into the fabric of the community and is committing the time, effort and resources necessary to engage the fan base and business partners in a way that will include them in team's continued resurgence. It will include the addition of a re-imagined in-game experience, innovative and wide-ranging sponsorship plans, and the addition of talented, experienced executives.

O'Neil has taken the first of many steps in accomplishing those goals with the creation and implementation of "SIXERS STRONG," the team's new wide-ranging community outreach program for the 2013-14 season and beyond, which will exclusively focus the Sixers' charitable efforts toward improving the life trajectory of children throughout the Philadelphia region. All SIXERS STRONG efforts will be driven by at least one of the following six core platforms to positively impact children in the Philadelphia region: Physical, Education, Emotional, Nutritional, Charitable and Environmental.

On August 15, 2013, O'Neil also assumed the role of Chief Executive Officer for the NHL's New Jersey Devils and the Prudential Center, where he will lead the Devils' business operations and work closely with Lou Lamoriello, the Devils' President/General Manager, while also overseeing the Prudential Center and its broad entertainment offerings.

Most recently, O'Neil served as president of Madison Square Garden Sports, where he oversaw the business operations of The Madison Square Garden Company's (MSG) three professional sports teams, the New York Knicks, New York Rangers and New York Liberty, leading some of the most coveted brands in sports. O'Neil was the key architect in several of the largest deals in NBA history, resulting in record-setting revenue in sponsorships, tickets and suites.

O'Neil came to MSG from the NBA, where as senior vice president, he oversaw the league's team marketing and business operations. He advised NBA and WNBA teams on ticket sales and service, sponsorship development, and marketing. He also managed the NBA's Canadian business, Relationship Marketing, and the NBA Development League.

Prior to joining the NBA in May 2001, O'Neil served as President of HoopsTV.com where he oversaw a management team and staff of 60 and orchestrated strategic partnerships with leading companies such as ESPN, Footaction and numerous online partners. During his career, O'Neil also spent five years with the Philadelphia Eagles, where he was appointed the youngest Vice President of Sales in the NFL, and two years with the New Jersey Nets as a Corporate Marketing Manager.

An avid writer, O'Neil has published two cases for the Harvard Business School, "Success Factors in Minor League Baseball" and "Balancing Work and Family" in 1998. He has also written and published a book titled, "Fantasy Land to the Rat Race" released in 2000 and geared towards young executives in the workplace.

O'Neil holds a degree in Marketing from Villanova University and M.B.A. from the Harvard Business School. He and wife Lisa have three daughters.

FRONT OFFICE



CHRIS HECK

Chief Revenue Officer

Chris Heck was named the 76ers Chief Revenue Officer on July 29, 2013. In his role, Heck will implement strategies and oversee all initiatives related to revenue growth for the Sixers, including corporate partnerships, ticketing and premium sales.

Most recently, Heck served as the President of Business Operations for the New York Red Bulls (MLS), where he oversaw the business and commercial facets of the team and Red Bull Arena.

Prior to the Red Bulls, Heck spent seven years with the National Basketball Association (NBA) as senior vice president in the teams best practices group, team marketing and business operations. During his tenure with the league, he advised NBA teams on ticket sales and service, sponsorship development and marketing; managed the NBA's Canadian business; and oversaw marketing for USA Basketball's Senior Men's and Women's National Teams.

Before his tenure with the league, Heck was vice president and general manager for Villanova Sports Properties, where he managed Villanova Athletics' corporate partnerships on all platforms. Additional roles have included director of corporate sales and service for the Miami Heat, and corporate sales and training camp supervisor for the Philadelphia Eagles.

Named to Sports Business Journal's Forty Under 40 list in 2008, Heck holds a bachelor's degree from Villanova University and has served as an adjunct professor at Columbia University. He and his wife Mary Beth have three children, Peyton (17), Madelyn (14) and Gavin (9) and reside in Wilmington, Del.



LARA PRICE

Senior Vice President of Business Operations

Lara Price, the 76ers Senior Vice President of Business Operations, enters her 18th season with the organization.

When she was elevated to vice president of marketing in August of 1998, Price became one of only 18 female vice presidents in the NBA. After being named the team's Senior Vice President in August 2001, Price was promoted to her current position in June of 2003. Price reports to Chief Executive Officer Scott O'Neil, working with him on day-to-day operations which includes marketing and the team's communications department, which is comprised of public relations, community relations and new media, as well as game entertainment.

The recipient of several awards for excellence in advertising and public relations, Price joined the 76ers in 1996 as director of marketing after serving as manager of team services for the NBA. She also served as director of team services for the Continental Basketball Association.

A native of Boulder, Colo., Price is a graduate of Colorado State University, where she was also a member of the women's basketball team. Price resides in suburban Philadelphia.





ANDY SPEISER

Senior Vice President of Finance / Chief Financial Officer

Andy Speiser begins his 22nd season with the 76ers as the Senior Vice President of Finance and Chief Financial Officer. Speiser manages all financial aspects for the team, including supervision of the team's financial reporting, budgeting, and the treasury function as well as serving as financial liaison to the National Basketball Association. He also oversees Box Office operations and plays an integral role in managing the daily day-to-day operation along with Adam Aron and Lara Price.

In addition to his many financial responsibilities, Speiser also serves as a special advisor to 76ers President of Basketball Operations & General Manager Sam Hinkie on matters regarding the complexities of the NBA salary cap. His extensive knowledge of the Collective Bargaining Agreement, including the salary cap and player contracts, has made Speiser an invaluable resource to the basketball operations department.

Prior to joining the 76ers in August 1992, Speiser spent nine years working for McDonnell Douglas Truck Services, Inc. in Fort Washington, Pa., and served as their corporate controller from 1990-92.

A graduate of Syracuse University, Speiser and his wife Sharon reside in Yardley, Pa., with their sons Alex and Daniel.



DAN HAUSER

Senior Vice President of Corporate Partnerships

Dan Hauser is in his first season as the Sixers Senior Vice President of Corporate Partnerships. He oversees all sponsorship initiatives, including strategy and new business as well as the team's television and radio partnerships.

Hauser most recently served as the Executive Vice President of Palace Sports & Entertainment, where he was primarily responsible for wide-ranging sponsorship and advertising sales for the Detroit Pistons, Palace of Auburn Hills, DTE Energy Music Theatre and Meadow Brook Music Festival, Oakland University and several other properties and events. Under his leadership, the Pistons were consistently ranked among the top NBA teams in corporate sponsorship.

Hauser worked his way through the ranks for Palace Sports & Entertainment, rising to Executive Vice President after serving as Vice president of Marketing, Director of Marketing and Sales, and Director of Sales and Promotion. He spent time in group sales after starting his career with the Pistons as a sales associate.

Hauser holds a master's degree in Sports Administration from Ohio University and bachelor's degree from the University of Wisconsin-Stevens Point.

FRONT OFFICE



Julius Erving
Strategic Advisor



Sonny Hill
Executive Advisor



Kathryn Alario
*Corporate Account
Manager*



Siaolan Albigese
Sales Associate



Dana Andrews
*Accounts Payable
Coordinator*



Sayed Auqeley
*CRM & Technology
Manager*



Matt Backel
Group Event Specialist



Danielle Balliet
Group Event Specialist



Paul Beckles
*Sixers Camps
Manager*



Shana Booker
Marketing Manager



Craig Campbell
Sales Associate



Bob Capewell
*Group Sales
Supervisor*



Sarah Carver
*Membership &
Retention Coordinator*



Ashanti Chaloupka
*Administrative
Assistant*



Katrina Clayton
Sales Associate



Tim Clugston
*Box Office
Coordinator*



Simone Coleman
Sales Associate



Chris Console
*Business Development
Manager*



Matt Cord
*Public Address
Announcer*



Christian Crosby
*Live Events
Coordinator*

FRONT OFFICE





Nia Daye
Sales Associate



Alex Deffaa
*Client Experience
Account Manager*



Lucas Denning
Sales Associate



Justine Doherty
Account Executive



Katie Dougherty
*Group Event
Specialist*



Leah Fisher
*Group Event
Specialist*



Leroy Fountain
*Fan Experience
Manager*



Patrick Fusaro
Sales Associate



Angie Gasparo
Sales Associate



Emily Gaul
*Premium Account
Manager*



Melody Georgiou
Account Executive



Nick Gesacion
*Director, CRM &
Technology*



Mark Gilmartin
Sales Associate



Michael Goings
*Community Relations
Manager*



Ami Goodman
Account Executive



Julianalover
*Group Event
Specialist*



Vince Granieri
Sales Associate



Katie Grossman
*Director of Business
Development*



Mark Cullett
*Vice President of
Marketing*



Jaclyn Gunther
*Group Sales
Event Coordinator*

FRONT OFFICE



Gregory Haas
Group Event Specialist



Dayna Hafetz
Dream Team Coach



Daniel Hall
Account Executive



Stefanie Harms
Group Event Specialist



Derrick Hayes
Live Events Manager



Shane Howell
Sales Associate



Adam Johnson
Ticket Operations Coordinator



John Kane
Art Director



Caroline Kasper
Group Event Specialist



Shawn Kerns
Sr. Account Executive



Ben Kessler
Sales Associate



Danielle Kuhman
Sales Associate



Stephanie Ladue
Group Sales Manager



Todd Landrey
Director, Sixers Camps



James Liberti
Assistant Ticket Operations Manager



Chris Mallen
Marketing Coordinator



Brad McCleary
Director of Suite & Hospitality Sales



Craig McClure
Account Executive



Jerry McElhenney
Promotions Assistant



Chris McKeown
Group Event Specialist





Matthew McShea
Sales Manager



Larry Meli
*Vice President,
Fan Experience &
Ticket Operations*



Mike Miller
Account Executive



Paige Mollineaux
Sales Associate



Molly Moran
Account Executive



Owen Morin
*Senior Director
of Corporate
Partnerships*



Junior Moyo
*Client Experience
Account Manager*



Brian Norman
Sales Manager



T.J. Octavio
Box Office Manager



Joe Ondrejko
*Vice President of Sales
and Services*



Ryan O'Neill
*Manager, Suite &
Hospitality Sales*



Harvey Pollack
*Director of Statistical
Information*



Michael Preston
*Director of Public
Relations*



Max Rappaport
*Web Content
Coordinator*



Tim Reinhart
*Manager, Suite &
Hospitality Sales*



Jake Reynolds
*Sr. Director,
Ticket Sales*



Bradley Rittler
Account Executive



Jerry Rizzo
*Digital Media
Coordinator*



Matt Rose
Digital Media Manager



Aaron Rush
*Senior Premium
Account Manager*

FRONT OFFICE



Keri Santiago
Payroll Coordinator



David Sawyer
*Business Development
Manager*



Beth Schwartz
Executive Assistant



Matt Segall
Sales Associate



Ashley Shapiro
Sales Associate



Bob Sharpe
Sales Associate



Troy Snead
Sales Associate



Sam Shechtman
*Client Experience
Account Manager*



Katie Simmons
*Group Event
Specialist*



Jill Snodgrass
*Manager, Service &
Retention*



Tisa Sproul
*Accounting Services
Manager*



Nina Suleiman
*Director of Corporate
Partnership Activation*



Tina Szwak
Controller



Lailah Taylor
Sales Associate



Rebecca Timms
*Public Relations
Coordinator*



Adam Tuval
Sales Associate



Mike Venezia
Sales Associate



Lindsay Ward
Sales Associate



Brett Waters
Account Executive



Karen Zoda
*Corporate Partnership
Account Manager*





STATISTICAL CREW



Harvey Pollack



Scott Berman



George Burbage



Michael Brock



John Everts



Shaughn Howery



Bob Mueller



Jim Murray



Mike Notaro



Brian Pollack



Ron Pollack



Mike Sullivan

NOT PICTURED

Julie Battista, Pete Ganayco, Jan Giel, Josh Ginter, Steve Goldman, Bernie Greenberg,
Christine Kennedy, Drew Mocerri, Maria Pollack, Scott Ramalho, Bill Stiles



SIXERS STRONG

★ ★ ★ ★ ★ ★ ★ ★ ★ ★ ★ ★ ★ ★





SIXERS STRONG

Our community matters to us.

The people in our organization will look in the mirror in the morning and say, “today I will make a difference and it is my obligation to leave the Delaware valley a better place” because we feel the pull to help, recognize we have more to give and that through a collective effort we can help change the trajectory of the kid next door. SIXERS STRONG is more than a series of programs and initiatives in the community; it is a way of life for our team.

Strong kids. Strong community.

ABOUT SIXERS STRONG:

SIXERS STRONG is the charitable arm of the Philadelphia 76ers, which focuses community efforts exclusively on enhancing the lives of children in the Delaware Valley. Founded on six pillars designed to build children up to have a brighter future – physical, emotional, nutritional, charitable, and environmental – SIXERS STRONG will drive funds and resources back into the community year-round, striving to create a better world for the next generation.



SIXERS STRONG



PHYSICAL

Sixers Neighborhood Basketball League (SNBL)

The Sixers Neighborhood Basketball League (SNBL) is a youth recreation league conducted by the Philadelphia Department of Recreation. SNBL offers girls and boys the opportunity to participate in an organized and supervised league offered in 20 Department of Recreation facilities throughout the city of Philadelphia. An estimated 4,000 youth compete in over 50 leagues from December to April. Each season, the Sixers will also host a series SNBL Nights at a Sixers home game. A current Sixers player is named the Honorary SNBL Commissioner for the league and participates in an on-court presentation during a select pregame on one of the nights. During the SNBL nights, select athletes will participate in an on-court exhibition games at half-time.

La Liga del Barrio

La Liga del Barrio is Philadelphia's first Latino youth basketball league, offering Latino youth an opportunity to develop basketball skills and enjoy the game, while also promoting educational achievement. Running from December through April, the program is open to boys and girls ages six to 17 years old and consists of 28 teams. During a designated Sixers home game, select participants have the opportunity to play on the Sixers home court prior to a game and scrimmage at halftime





PHYSICAL

76ers Summer Hoops Tour

During the summer months, the 76ers take to the streets and the playgrounds of the Delaware Valley with the 76ers Summer Hoops Tour. The Hoops Tour is a series of basketball clinics designed to teach and reinforce the fundamentals of basketball. Ambassador of 76ers Basketball/Director of Player Development, World B. Free, leads the clinics that take place from June through August. Participants are led through a series of drills and games demonstrating basic basketball skills while encouraging participants to have fun!



Sixers Fit to Win

The Sixers Fit To Win program is a comprehensive program that focuses on engaging kids in fun interactive ways to live a healthier lifestyle. This is accomplished through a series of events, programs, and resources that motivate, reward and challenge students to achieve their fitness goals. All Fit to Win events will be highlighted and recognized during NBA FIT Week taking place in January.

SIXERS STRONG



EMOTIONAL

Hoops for Homes

The Sixers will partner with Habitat for Humanity to build and refurbish homes for underprivileged families throughout Philadelphia. Sixers staff, players and coaches will participate in Sixers sponsored build days and recipient families will be invited as special guests at Sixers home games.

Future Leaders Academy

The Sixers Future Leaders Academy is an engaging enrichment program where high school student athletes participate in a series of events, hear motivational speakers, and are paired with mentors from the 76ers organization. Students learn valuable career development skills, leadership training, professional etiquette, and community involvement.

NUTRITIONAL

Kitchen to Kids

Throughout the season, the Sixers will partner with local celebrity chefs to collaborate on a series of events that will promote healthy eating amongst youth in Philadelphia.





EDUCATIONAL

Read for Ronald

The Read for Ronald program, sponsored by the Sixers, is a reading themed fundraiser which benefits the Ronald McDonald House. Elementary and middle school children collect pledges for each minute read during the month of February to help generate donations and support for the Ronald McDonald House. The Ronald McDonald House is a home-away-from-home for families with critically ill children as they go through treatment at area hospitals. At the conclusion of the fundraising campaign, children raising money to benefit the House are rewarded with prizes and are invited to an awards presentation at the Philadelphia Ronald McDonald House. Each year a Sixers player and Sixers radio voice, Tom McGinnis are on hand to congratulate the students for their achievements.



76ers Read to Achieve Program

The 76ers Read to Achieve program is celebrated during March, National Reading Month. The Sixers Flight Squad will lead a series of fun interactive assemblies at elementary school across the Delaware Valley, which will encourage kids to use their imagination to make reading more fun.

In addition, one lucky school will receive a “Sixers Book Nook” library makeover. The Sixers Book Nook is a cool inviting place for kids to come and read their favorite books.

SIXERS STRONG



CHARITABLE



SIXERS STRONG Employee Volunteer Program

The SIXERS STRONG Employee Volunteer Program provides 76ers employees with the opportunity to give back to the local community through a series of organized team outreach projects. Throughout the year, Sixers employees will participate in a series of team and individual community and will invest a minimum of 76 hours of their time towards helping others.

Heroes Among Us

The Sixers Heroes Among Us program awards people in the greater Philadelphia-area who positively impact the lives of children in the community. Each recipient of the award will be honored during a Sixers home game and will receive half of the proceeds from the SIXERS STRONG 50/50 Raffle to donate to the charity of their choice.

This award is given in the spirit of Alexandra "Alex" Scott, who founded Alex's Lemonade Stand to raise funds and awareness to end childhood cancer.

76ers Drive 4 Kids

A series of collection drives held throughout the year aimed to collect needed items benefiting youth and families in need. Each drive includes an incentive for fans to donate. This year's drives will include food, toys, teddy bears, and books.

Holiday Hoopla

Because the holidays are a special time for giving and sharing, the Sixers host and participate in events and activities to bring joy to others. During this time the Sixers will create memorable experiences that will focus on helping underprivileged children across the Delaware Valley.





ENVIRONMENTAL

Trees for Threes

The Sixers will partner with PECO and the Philadelphia Horticultural Society to plant trees all across the greater Philadelphia area. For each 3 pointer made by a 76ers player this season, a new tree seedling will be planted.

A tree planting event will also be held during NBA Green Week in April.

Sixers Go Green Week

As a part of NBA Green Week, the Sixers will host a series of events that will encourage both children and adults to be more environmentally conscious. The week will be highlighted by a tree planting event, a “Think Green” Challenge with local high schools, and Sixers Go Live Green Night presented by PECO.





WORLD B. FREE

Ambassador of 76ers Basketball

Entering his 18th season with the Sixers front office, World B. Free serves as the Ambassador of 76ers Basketball. A fixture in the 76ers Community Relations Department, the former 1975 Sixers second round draft pick travels to schools, recreation centers and playgrounds in the tri-state area teaching the fundamentals of basketball and life.

Free has headed up the successful 17-year-old 76ers Summer Hoops Tour where he reaches thousands of children each summer challenging these young people to not only further their basketball skills but their life skills as well. Additionally, Free makes countless public appearances delivering

motivational messages on issues ranging from education, sportsmanship and saying “no” to drugs.

Free poured-in 17,955 points over his illustrious 13-year career. The prolific scorer from Brooklyn spent four years with the 76ers (1975-78, 1987), while also making stops in San Diego (1978-80), Golden State (1980-82), Cleveland (1983-86) and Houston (1987). As a member of the 1979-80 San Diego Clippers, Free put together his best season in the NBA. He averaged an astounding 30.2 points over just 68 games, which landed him a spot in the 1980 NBA All-Star Game. He appeared in 886 games over his career, averaging 20.3 points while dishing-out 3.7 assists per contest.

Free, who also spent two seasons as the 76ers strength and conditioning coach, was inducted into the New York City Basketball Hall-of-Fame in 1997, joining the likes of former teammate Kareem Abdul-Jabbar, Billy Cunningham, Connie Hawkins, Lenny Wilkens and Nate “Tiny” Archibald.

Free attended Guilford College located in North Carolina for three years, where he averaged 23.6 points and 6.5 rebounds per game. He was a member of the school’s 1973 NAIA Championship team, while being named the tournament’s Most Valuable Player.

A native of Brooklyn, N.Y., Free currently resides in the Philadelphia area.





NBA CARES



NBA Cares is the league's global social responsibility program that builds on the NBA's mission of addressing important social issues in the United States and around the world. Through this program, the NBA, its teams and players have donated more than \$220 million to charity, completed more than 2.5 million hours of hands-on community service, and created more than 810 places where kids and families can live, learn, or play, in 25 countries and territories on five continents. NBA Cares works with internationally recognized youth-serving programs that support education, youth and family development, and health and wellness, including: KaBOOM!, Special Olympics, Boys and Girls Clubs of America, UNICEF, the Make-A-Wish Foundation, and GLSEN.





PLAYERS



#50 LAVOY ALLEN



Position Forward
Height 6-9
Weight 255
Years Pro 2
From Temple/USA
Born 2/4/89

CAREER HIGHS

PTS	20	at SAC 3/24/13
FGM	9	at SAC 3/24/13
FGA	16	vs. CHA 2/9/13
3FGM	--	
3FGA	1	at MIL 2/13/13
FTM	4	vs. BOS 12/7/12
FTA	4	5x, last at IND 4/17/13
OR	11	vs. CHA 2/9/13
DR	11	vs. CHA 2/9/13
TR	22	vs. CHA 2/9/13
AST	5	at CLE 4/18/12
STL	2	6x, last at DET 4/15/13
TO	3	5x, last at IND 4/17/13
BLK	4	vs. TOR 11/20/12
MIN	41:13	vs. CHA 2/9/13

PLAYOFF HIGHS

PTS	12	2x, at BOS 5/21/12
FG	6	at BOS 5/21/12
FGA	10	vs. BOS 5/18/12
3FG	--	
3FGA	--	
FT	2	2x, last at BOS 5/14/12
FTA	4	at CHI 5/8/12
OR	5	vs. BOS 5/18/12
DR	7	at CHI 5/1/12
TOT	10	vs. BOS 5/18/12
AST	2	at BOS 5/12/12
STL	2	2x, last vs. BOS 5/18/12
TO	2	at BOS 5/26/12
BLK	2	4x, last at BOS 5/23/12
MIN	32:43	vs. BOS 5/18/12



PLAYERS



TRANSACTIONS: Selected by Philadelphia with the 50th overall pick of the 2011 NBA Draft... Re-signed with Philadelphia on 7/11/12.

PRO CAREER: Two NBA seasons... In 120 games with 52 starts, averaging 5.2 points, 4.7 rebounds and 0.9 assists in 19.1 minutes per game while shooting 45.9% from the floor and 73.0% from the line... Appeared in three games for Philadelphia in the 2012 Orlando Pro Summer League, averaging 6.7 points, 5.0 rebounds and 3.0 assists in 25.7 minutes per game while shooting 36.0% from the floor.

PLAYOFFS: Appeared in 12 games with one start for Philadelphia during its run to the 2012 Eastern Conference Semifinals, averaging 6.3 points, 4.9 rebounds and 0.92 blocks in 19.7 minutes per game while shooting 55.7% from the floor and 58.3% from the line... Scored 10+ points four times, including 12 points on 6-of-6 shooting in Game 5 of the Eastern Conference Semifinals at Boston on 5/21/12.

2011-12: Rookie NBA season (Philadelphia)... In 41 games with 15 starts, averaged 4.1 points and 4.2 rebounds in 15.2 minutes per game while shooting 47.3% from the floor and 78.6% from the line... As a starter, averaged 4.8 points, 5.6 rebounds and 1.1 assists in 18.9 minutes per game... Sixers were 3-1 when he scored 10+ points... Grabbed 10+ rebounds twice.

COLLEGE CAREER: Played all four seasons at Temple and left as the school's all-time leading rebounder (1,147) while ranking third in blocks (213)... As a senior, averaged 11.5 points, 8.6 rebounds, 2.3 assists and 1.8 blocks... Named first team All-Atlantic 10 as both a junior and a senior and made the conference's all-defensive team in each of his final three seasons... As a junior, became the first player in school history to average a double-double since 1970-71... Shot 53.4% from the floor for his career.

OFF THE COURT: Born in Morrisville, Pa. and attended Pennsylvania High School.

2012-13 SEASON NOTES / CAREER HIGHLIGHTS

- ★ In 79 games with 37 starts, averaged 5.8 points, 5.0 rebounds, 0.9 assists and 0.70 blocks in 21.1 minutes per game while shooting 45.4% from the floor and 71.7% from the line... recorded three DNP-CD's.
- ★ Had a career-high 20 points at Sacramento on 3/24/13 after not scoring above 15 points his first 106 career games played... scored 10+ points 18 times this past season after doing so four times as a rookie in 2011-12.
- ★ Over his final 25 games played this past season, averaged 16.0 minutes played after averaging 23.5 mpg his first 54 games played.
- ★ After recording 3+ offensive rebounds in nine straight games from 12/19/12-1/4/13, grabbed 3+ offensive boards nine times over his final 45 games played... had a career-high 11 offensive rebounds vs. Charlotte on 2/9/13.
- ★ Recorded three double-doubles...had 14 points and 22 rebounds vs. Charlotte on 2/9/13... first Sixer with at least 14 points and 22 boards in a game since Samuel Dalembert did so on 3/20/09... Dalembert was also the last Sixer with 20+ boards in a game (1/13/10).
- ★ Shot 20-of-21 from the line the first 19 games of 2012-13 but 23-of-39 over his final 60 games played.
- ★ Committed just 55 turnovers in 78 games played this past season.
- ★ Was the 50th overall pick in the 2011 NBA Draft.
- ★ Played all four seasons at Temple and finished his career as the school's all-time leader in rebounds while ranking third in blocks.

NBA REGULAR SEASON STATISTICS

SEA	TM	G	GS	MIN	FG	FGA	PCT	3P	3PA	PCT	FT	FTA	PCT	OFF	DEF	TOT	A	PF	D	ST	TO	BS	PTS	AVG
11-12	PHI	41	15	624	79	167	.473	0	0	---	11	14	.786	47	124	171	34	73	0	13	20	18	169	4.1
12-13	PHI	79	37	1669	206	454	.454	0	1	.000	43	60	.717	159	236	395	73	180	1	24	55	55	455	5.8
TOTALS		120	52	2293	285	621	.459	0	1	.000	54	74	.730	206	360	566	107	253	1	37	75	73	624	5.2

NBA PLAYOFF STATISTICS

SEA	TM	G	GS	MIN	FG	FGA	PCT	3P	3PA	PCT	FT	FTA	PCT	OFF	DEF	TOT	A	PF	D	ST	TO	BS	PTS	AVG
2012	PHI	12	1	236	34	61	.557	0	0	---	7	12	.583	2	38	59	3	30	0	10	5	11	75	6.3



#9 JAMES ANDERSON



Position Guard/Forward
Height 6-6
Weight 215
Years Pro 3
From Oklahoma State/USA
Born 3/25/89

CAREER HIGHS

PTS	19	at GS 4/26/12
FGM	7	at GS 4/26/12
FGA	17	at GS 4/26/12
3FGM	3	at DEN 4/6/13
3FGA	7	at DEN 4/6/13
FTM	6	at POR 2/21/12
FTA	8	at POR 2/21/12
OR	5	at GS 4/26/12
DR	6	vs. GS 2/5/13
TR	8	2x, last vs. ORL 4/1/13
AST	4	3x, last at MEM 3/29/13
STL	2	3x, last vs. LAC 3/30/13
TO	4	vs. LAC 3/30/13
BLK	1	13x, last vs. SAC 4/14/13
MIN	40:12	at GS 4/26/12

PLAYOFF HIGHS

PTS	4	2x, last at OKC 5/31/12
FGM	2	vs. UTA 5/2/12
FGA	5	vs. UTA 5/2/12
3FGM	1	2x, last at OKC 5/31/12
3FGA	2	2x, last at OKC 4/21/13
FTM	1	at OKC 5/31/12
FTA	2	at OKC 5/31/12
OR	1	vs. OKC 5/3/13
DR	3	2x, last vs. OKC 5/3/13
TR	4	vs. OKC 5/3/13
AST	1	3x, last at OKC 5/31/12
STL	1	vs. UTA 5/2/12
TO	--	
BLK	--	
MIN	15:41	at OKC 5/13/12



PLAYERS



TRANSACTIONS: Selected San Antonio with the 20th overall pick in the 2010 NBA Draft... Signed as a free agent with Atlanta on 9/27/12... Waived by Atlanta on 10/27/12... Signed as a free agent by San Antonio on 11/21/12... Waived by San Antonio on 12/20/12... Signed as a free agent with Houston on 1/2/13... Waived by Houston on 7/15/13.

PRO CAREER: Three NBA seasons... In 116 games with six starts, averaging 3.7 points, 1.5 rebounds and 0.9 assists in 11.1 minutes per game while shooting 39.1% from the floor, 33.3% from 3-point range and 78.6% from the line.

PLAYOFFS: In 10 games, averaging 1.3 points and 0.9 rebounds in 4.8 minutes per game while shooting 35.7% from the floor, 28.6% from 3-point range and 1-of-2 from the line... 2012: Appeared in 8 games for San Antonio during its run to the Western Conference Finals, averaging 1.4 points in 3.9 minutes per game while shooting 44.4% from the floor, 50.0% from 3-point range and 1-of-2 from the line... 2013: Played a total of 18 minutes in two games for Houston during its First Round series vs. Oklahoma City.

2011-12: Second NBA season (San Antonio)... In 51 games with two starts for San Antonio, averaged 3.7 points and 1.5 rebounds in 11.8 minutes per game while shooting 37.9% from the floor, 27.9% from 3-point range and 75.0% from the line... Recorded 15 DNP-CD's... Scored in double-figures four times, including a season-high 19 points in the season finale at Golden State on 4/26/12.

2010-11: Rookie NBA season (San Antonio)... In 26 games with two starts, averaged 3.6 points and 0.9 rebounds in 11.0 minutes per game while shooting 38.3% from the floor, 39.1% from 3-point range and 77.8% from the line... Recorded eight DNP-CD's and was inactive for 48 games... Diagnosed with a stress fracture in his right fifth metatarsal on 11/11/10... Had a season-high 10 points in his NBA debut vs. Indiana on 10/27/10... Assigned to the Austin Toros of the NBA D-League on 1/26/11 and was recalled on 1/29/11... Was re-assigned to Austin on 2/7/11 and recalled on 2/23/11... In seven games (all starts) for the Toros, averaged 14.7 points, 4.9 rebounds, 2.0 assists and 1.00 steals in 25.1 minutes per game while shooting 44.7% from the floor, 34.6% from 3-point range and 71.4% from the line.

COLLEGE CAREER: Was an early entry candidate for the 2010 NBA Draft following his junior season at Oklahoma State... Left as the school's fourth all-time leading scorer with 1,811

2012-13 SEASON NOTES / CAREER HIGHLIGHTS

- ★ In 39 games with two starts for San Antonio and Houston, averaged 3.8 points, 1.8 rebounds and 1.1 assists in 10.3 minutes per game while shooting 41.3% from the floor, 35.0% from 3-point range and 85.7% from the line.
- ★ Began the season playing for the Rio Grande Valley Vipers in the D-League before being called up by San Antonio on 11/21/12... Appeared in two preseason games for the Rio Grande Valley Vipers... In 10 games for the Spurs, averaged 3.4 ppg, 1.4 rpg and 0.9 rpg in 9.4 mpg.
- ★ Rejoined the Vipers in the D-League after being waived by the Spurs on 12/20/12 but did not appear in any games and signed with Houston for the remainder of the season on 1/2/13... In 29 games with two starts for the Rockets, averaging 4.0 ppg, 2.0 rpg and 1.1 apg in 10.6 mpg.
- ★ Played 15+ minutes 12 times, averaging 8.1 points, 4.1 rebounds and 2.1 assists.
- ★ Appeared in two games for Houston in the 2013 Orlando Summer Pro League, averaging 10.0 points, 2.0 assists, 1.0 rebounds and 1.00 steals in 20.5 minutes per game while shooting 41.7% from the floor, 25.0% from 3-point range and 80.0% from the line.

points and his scoring average (17.9) was second-best in school history... Never missed a game in his career and started 99 of a possible 101 games... As a junior, was sixth in the nation in scoring with 22.3 points and was named Big 12 Player of the Year.

OFF THE COURT: Led Junction City to the Arkansas 2A State Championship his senior season in high school and was named the 2007 Arkansas Gatorade Player of the Year... Was also a two-time state high-jump champion... Was a 2007 McDonald's High School All-American.

NBA REGULAR SEASON STATISTICS

SEA	TM	G	GS	MIN	FG	FGA	PCT	3P	3PA	PCT	FT	FTA	PCT	OFF	DEF	TOT	A	PF	D	ST	TO	BS	PTS	AVG
10-11	SA	26	2	286	31	81	.383	18	46	.391	14	18	.778	2	21	23	18	24	0	3	13	6	94	3.6
11-12	SA	51	2	603	66	174	.379	19	68	.279	39	52	.750	16	63	79	41	35	0	8	30	2	190	3.7
12-13	2tm	39	2	401	52	126	.413	21	60	.350	24	28	.857	18	54	72	42	25	0	15	25	5	149	3.8
TOTALS		116	6	1290	149	381	.391	58	174	.333	77	98	.786	36	138	174	101	84	0	26	68	13	433	3.7

NBA PLAYOFF STATISTICS

SEA	TM	G	GS	MIN	FG	FGA	PCT	3P	3PA	PCT	FT	FTA	PCT	OFF	DEF	TOT	A	PF	D	ST	TO	BS	PTS	AVG
2012	SA	8	0	31	4	9	.444	2	4	.500	1	2	.500	0	5	5	3	1	0	1	0	0	11	1.4
2013	HOU	2	0	18	1	5	.200	0	3	.000	0	0	.000	1	3	4	0	2	0	0	0	0	2	1.0
TOTALS		10	0	98	5	14	.357	2	7	.286	1	2	.500	1	8	9	3	3	0	1	0	0	13	1.3



#17 VANDER BLUE



Position Guard
Height 6-4
Weight 200
Years Pro Rookie
From Marquette/USA
Born 7/17/92

NCAA HIGHS

PTS	30	vs. South Florida 1/28/13
FGM	13	vs. South Florida 1/28/13
FGA	20	vs. South Florida 1/28/13
3FGM	3	4 times
3FGA	9	2 times
FTM	10	vs. Winthrop 11/18/11
FTA	13	vs. Winthrop 11/18/11
OR	5	2 times
DR	7	3 times
TR	9	2 times
AST	7	vs. Jacksonville 11/28/11
STL	4	6 times
TO	6	vs. Louisville 3/8/12
BLK	3	vs. Prairie View 11/12/10
MIN	40	3 times



PLAYERS



TRANSACTIONS: Was not selected in the 2013 NBA Draft... Signed as a free agent with Philadelphia on 9/27/13.

PRO CAREER: Appeared in two games with one start for Houston in the 2013 Orlando Pro Summer League, averaging 11.5 points, 5.5 rebounds and 1.0 assists in 23.5 minutes per game while shooting 31.8% from the floor, 33.3% from 3-point range and 87.5% from the line... Appeared in six games for Memphis in the 2013 NBA Summer League in Las Vegas, averaging 11.0 points and 3.7 rebounds in 21.2 minutes per game while shooting 40.0% from the floor, 37.5% from 3-point range and 76.2% from the line.

COLLEGE: Was an early entry candidate for the 2013 NBA Draft following his junior season at Marquette... Increased his scoring average (and shooting percentages) across each of his three seasons... averaged 5.1 ppg (39.4% FGs, 16.0% 3FGs, 60.8% FTs) as a freshman, 8.4 ppg (41.3% FGs, 25.8% 3FGs, 70.8% FTs) as a sophomore and 14.8 ppg (45.4% FGs, 30.3% 3FGs, 75.6% FTs) as a junior... As a junior, helped Marquette reach the Elite Eight for the first time since the Dwyane Wade era... in the NCAA Second Round vs. Davidson, scoring the game-winning basket with one second remaining.

OFF THE COURT: Son of Rita Blue... Majored in communication studies... Attended the same high school (Madison Memorial High School in Wisconsin) as Wesley Matthews... Helped the Spartans to the state title in 2008-09 and the state title game in 2009-10... Was a member of USA Basketball U-18 National Team in 2010 that competed in the FIBA Americas U-18 Championship.

2012-13 SEASON NOTES / CAREER HIGHLIGHTS

- ★ Appeared in two games with one start for Houston in the 2013 Orlando Pro Summer League, averaging 11.5 points, 5.5 rebounds and 1.0 assists in 23.5 minutes per game while shooting 31.8% from the floor, 33.3% from 3-point range and 87.5% from the line.
- ★ Appeared in six games for Memphis in the 2013 NBA Summer League in Las Vegas, averaging 11.0 points and 3.7 rebounds in 21.2 minutes per game while shooting 40.0% from the floor, 37.5% from 3-point range and 76.2% from the line.
- ★ Was an early entry candidate for the 2013 NBA Draft following his junior season at Marquette.
- ★ Increased his scoring average (and shooting percentages) across each of his three seasons... averaged 5.1 ppg (39.4% FGs, 16.0% 3FGs, 60.8% FTs) as a freshman, 8.4 ppg (41.3% FGs, 25.8% 3FGs, 70.8% FTs) as a sophomore and 14.8 ppg (45.4% FGs, 30.3% 3FGs, 75.6% FTs) as a junior.
- ★ As a junior, helped Marquette reach the Elite Eight for the first time since the Dwyane Wade era... in the NCAA Second Round vs. Davidson, scoring the game-winning basket with one second remaining.

NCAA STATISTICS

SEA	TM	G	GS	MIN	FG	FGA	PCT	3P	3PA	PCT	FT	FTA	PCT	OFF	DEF	TOT	A	PF	D	ST	TO	BS	PTS	AVG
10-11	MAR	37	12	703	69	175	.394	4	25	.160	45	74	.608	31	73	104	59	33	0	51	66	8	187	5.1
11-12	MAR	35	34	901	100	242	.413	8	31	.258	85	120	.708	58	99	157	91	40	0	78	58	7	293	8.4
12-13	MAR	34	34	1123	183	403	.454	40	132	.303	96	127	.756	20	90	110	62	36	1	79	60	0	502	14.8
Totals		106	80	2727	352	820	.429	52	188	.277	226	321	.704	109	262	371	212	109	1	208	184	15	982	13.4



#54 KWAME BROWN



Position Center
Height 6-11
Weight 290
Years Pro 12
From Glynn Acad. HS (GA)/USA
Born 3/10/82

CAREER HIGHS

PTS	30	vs. SAC 3/17/04
FG	12	vs. SAC 3/17/04
FGA	16	3x, last at CHA 3/5/05
3FG	1	vs. DAL 11/5/03
3FGA	1	9x, last at ATL 4/3/10
FT	9	2x, last vs. IND 1/24/04
FTA	12	2xd, last at ORL 1/9/04
OR	8	2x, last vs. DEN 3/9/04
DR	15	at TOR 10/30/02
TOT	19	vs. SAC 3/17/04
AST	7	vs. ATL 12/8/06
STL	5	vs. MEM 3/15/09
TO	7	vs. PHO 1/17/08
BLK	6	vs. BOS 10/31/02
MIN	48	vs. SAC 3/17/04

PLAYOFF HIGHS

PTS	19	vs. PHO 4/26/07
FG	8	2x, last vs. PHO 4/26/07
FGA	14	vs. PHO 4/26/07
3FG	--	
3FGA	--	
FT	4	4x, last at PHO 5/6/06
FTA	7	at PHO 4/26/06
OR	5	vs. PHO 5/4/06
DR	8	2x, last vs. PHO 4/30/06
TOT	11	vs. PHO 4/28/06
AST	5	vs. PHO 4/28/06
STL	1	at PHO 5/2/07
TO	3	3x, last vs. PHO 4/26/07
BLK	3	2x, last vs. CLE 4/24/09
MIN	40:18	vs. PHO 5/4/06



PLAYERS



PRO CAREER: Twelve NBA seasons... In 607 games with 281 starts, averaging 6.6 points, 5.5 rebounds and 0.9 assists in 22.1 minutes per game while shooting 49.2% from the floor, 1-of-9 from 3-point range and 57.0% from the line.

PLAYOFFS: In 18 games with 12 starts, averaging 8.7 points and 5.8 rebounds in 25.9 minutes per game while shooting 50.0% from the floor and 66.0% from the line... 2005: Played in Washington's first three playoff games before being suspended by the team, averaging 5.0 points and 5.0 rebounds in 20.0 minutes per game while shooting 38.5% from the floor and 55.6% from the line... 2006: Started all seven games for the Lakers in their First Round series vs. Phoenix, averaging 12.9 points, 6.6 rebounds, 1.0 assists and 0.86 steals in 32.1 minutes per game while shooting 52.3% from the floor and 71.0% from the line... Had 13 points, 11 rebounds, 5 assists and 3 blocks in Game 3 vs. Phoenix on 4/28/06... 2007: Started all five games for the Lakers in their First Round series vs. Phoenix, averaging 8.6 points and 5.6 rebounds in 26.6 minutes per game while shooting 52.8% from the floor and 55.6% from the line... Saw action in three of Detroit's four First Round games vs. Cleveland, averaging 3.0 points and 5.0 rebounds in 16.0 minutes per game while shooting 37.5% from the floor and 75.0% from the line.

2011-12: Eleventh NBA season (Golden State and Milwaukee)... In nine games with three starts for Golden State, averaged 6.3 points and 6.3 rebounds in 20.8 minutes per game while shooting 52.5% from the floor in 44.1% from the line... Suffered a torn pectoral muscle at Miami on 1/10/12; underwent surgery shortly after and missed the remainder of the season... Traded by Golden State along with Monta Ellis and Ekpe Udoh to Milwaukee in exchange for Andrew Bogut and Stephen Jackson on 3/13/12... Was the only player in the league to average at least 6.0 points and 6.0 rebounds while playing fewer than 21.0 mpg.

2010-11: Tenth NBA season (Charlotte)... In 66 games with 50 starts, averaged 7.9 points and 6.8 rebounds in 26.0 minutes per game while shooting 51.7% from the floor and 58.9% from the line... As a starter, averaged 8.8 points and 7.6 rebounds... Grabbed 10+ boards 13 times and recorded eight double-doubles... Had a season-high 23 points with 13 rebounds at Miami on 4/8/11.

2009-10: Ninth NBA season (Detroit)... In 48 games with one start, averaged 3.3 points and 3.7 rebounds in 13.8 minutes per game while shooting 50.0% from the floor and 33.7% from the line... Grabbed a season-high 15 rebounds in just 25 minutes of play vs. Indiana on 3/23/10.

2008-09: Eighth NBA season (Detroit)... In 58 games with 30 starts, averaged 4.2 points and 5.0 rebounds in 17.2 minutes per game while shooting 53.3% from the floor and 51.6% from the line... In 30 starts, averaged 5.4 points and 6.3 rebounds in 21.7 minutes per game... Recorded two double-doubles.

2007-08: Seventh NBA season (L.A. Lakers, Memphis)... In 38 games with 15 starts, averaged 4.8 points, 4.9 rebounds and 1.2 assists in 18.8 minutes per game while shooting 50.7% from the floor and 40.8% from the line... In 23 games with 14 starts for the Lakers, averaged 5.7 points, 5.7 rebounds and 1.2 assists in 22.1 minutes per game... In 15 games with one start for Memphis, averaged 3.5 points, 3.8 rebounds and 1.1 assists in 13.6 minutes per game.

2006-07: Sixth NBA season (L.A. Lakers)... In 41 games with 28 starts, averaging 8.4 points, 5.6 rebounds, 1.8 assists and 1.20 blocks in 27.6 minutes per game while shooting a career-high 59.1% from the floor and 44.0% from the line... Recorded four double-doubles... Had a career-high 7 assists vs. Atlanta on 12/8/06.

2012-13 SEASON NOTES / CAREER HIGHLIGHTS

- ★ In 22 games with 11 starts, averaged 1.9 points and 3.4 rebounds in 12.2 minutes per game while shooting 45.9% from the floor and 36.8% from the line.
- ★ Missed four games with a left calf strain from 11/7-11/12/12, two games (1/8-1/9/13) due to personal reasons and one game with a sinus infection (1/18/13 vs. TOR)... recorded 53 DNP-CD's this past season.
- ★ Shot 50.0% or better from the floor in seven straight seasons from 2005-06 through 2011-12, including a career-high 59.1% with the L.A. Lakers in 2006-07.
- ★ Became the first high school player to be taken first overall when Washington selected him in the 2001 NBA Draft.

2005-06: Fifth NBA season (L.A. Lakers)... In 72 games with 49 starts, averaging 7.4 points, 6.6 rebounds and 1.0 assists in 27.5 minutes per game while shooting 52.6% from the floor and 54.5% from the line... Recorded seven double-doubles.

2004-05: Fourth NBA season (Washington)... In 42 games with 14 starts, averaging 7.0 points and 3.9 rebounds in 21.6 minutes per game while shooting 46.0% from the floor and 57.4% from the line... Recorded two double-doubles... Missed 40 games with a broken bone in his right foot and a strained right ankle tendon.

2003-04: Third NBA season (Washington)... In 74 games with 57 starts, averaging career-highs of 10.9 points and 7.4 rebounds along with 1.5 assists and 0.89 steals in 30.3 minutes per game while shooting 48.9% from the floor and 68.3% from the line... Recorded career-highs of 30 points and 19 rebounds vs. Sacramento on 3/17/04... Scored 20+ points seven times... Grabbed 10+ boards 19 times and recorded 18 double-doubles.

2002-03: Second NBA season (Washington)... In 80 games with 20 starts, averaging 7.4 points, 5.3 rebounds and 1.00 blocks in 22.2 minutes per game while shooting 44.6% from the floor and 66.8% from the line... Scored 20+ points three times and recorded five double-doubles.

2001-02: Rookie NBA season (Washington)... In 57 games with three starts, averaged 4.5 points and 3.5 rebounds in 14.3 minutes per game while shooting 38.7% from the floor and 70.7% from the line.

OFF THE COURT: Is the seventh of eight children... Signed a letter of intent with the University of Florida before declaring for the 2001 NBA Draft... Had 17 points, 7 rebounds and 5 blocks in the 2001 McDonald's All-American Game... Selected First Team All-USA by USA Today and First Team All-American by Parade Magazine as a high school senior at Glynn Academy in Georgia... Named High School Player of the Year in Georgia after averaging 20.1 points, 13.3 rebounds, 5.8 blocks, 3.0 assists and 2.0 steals as a senior.





NBA REGULAR SEASON STATISTICS

SEA	TM	G	GS	MIN	FG	FGA	PCT	3P	3PA	PCT	FT	FTA	PCT	OFF	DEF	TOT	A	PF	D	ST	TO	BS	PTS	AVG
01-02	WAS	57	3	817	94	243	.387	0	1	.000	70	99	.707	63	135	198	43	105	2	16	43	26	258	4.5
02-03	WAS	80	20	1773	224	502	.446	0	3	.000	145	217	.668	128	298	426	58	159	1	50	110	80	593	7.4
03-04	WAS	74	57	2239	288	589	.489	1	2	.500	228	334	.683	178	372	550	112	144	0	66	140	52	805	10.9
04-05	WAS	42	14	908	109	237	.460	0	0	---	74	129	.574	72	134	206	39	112	0	25	67	15	292	7.0
05-06	LAL	72	49	1978	204	388	.526	0	1	.000	128	235	.545	182	291	473	72	196	3	27	100	46	536	7.4
06-07	LAL	41	28	1132	143	242	.591	0	1	.000	59	134	.440	81	163	244	75	124	0	39	76	49	345	8.4
07-08	2tm	38	15	713	72	142	.507	0	0	---	40	98	.408	51	137	188	45	82	0	22	51	23	184	4.8
08-09	DET	58	30	999	90	169	.533	0	0	---	63	122	.516	91	199	290	32	138	0	24	50	24	243	4.2
09-10	DET	48	1	660	62	124	.500	0	1	.000	33	98	.337	53	124	177	22	93	1	15	43	12	157	3.3
10-11	CHA	66	50	1714	194	375	.517	0	0	---	136	231	.589	147	303	450	43	174	0	26	69	39	524	7.9
11-12	GS	9	3	187	21	40	.525	0	0	---	15	34	.441	16	41	57	4	21	0	8	14	0	57	6.3
12-13	PHI	22	11	269	17	37	.459	0	0	---	7	19	.368	23	51	74	9	37	0	6	8	10	41	1.9
TOTALS		607	281	13389	1518	3088	.492	1	9	.111	998	1750	.570	1085	2248	3333	554	1385	7	324	771	376	4035	6.6

NBA PLAYOFF STATISTICS

SEA	TM	G	GS	MIN	FG	FGA	PCT	3P	3PA	PCT	FT	FTA	PCT	OFF	DEF	TOT	A	PF	D	ST	TO	BS	PTS	AVG
2005	WAS	3	0	60	5	13	.385	0	0	---	5	9	.556	4	11	15	3	5	0	0	2	2	15	5.0
2006	LAL	7	7	225	34	65	.523	0	0	---	22	31	.710	17	29	46	7	21	0	2	12	6	90	12.9
2007	LAL	5	5	133	19	36	.528	0	0	---	5	9	.556	13	15	28	1	16	0	1	9	4	43	8.6
2009	DET	3	0	48	3	8	.375	0	0	---	3	4	.750	6	9	15	0	12	0	0	3	3	9	3.0
TOTALS		18	12	466	61	122	.500	0	0	---	35	53	.660	40	64	104	11	54	0	3	26	15	157	8.7



#1 MICHAEL CARTER-WILLIAMS

★ ★ ★ ★ ★ ★ ★ ★ ★

Position Guard
Height 6-6
Weight 185
Years Pro Rookie
From Syracuse/USA
Born 10/10/91

NCAA HIGHS

PTS	24	vs. Indiana 3/28/13
FGM	9	vs. Indiana 3/28/13
FGA	19	vs. Indiana 3/28/13
3FGM	3	4 times
3FGA	8	vs. Long Beach St. 12/6/12
FTM	9	vs. Detroit Mercy 12/7/12
FTA	15	vs. Temple 12/22/12
OR	5	at Seton Hall 2/16/13
DR	11	vs. Marquette 3/30/13
TR	11	vs. Marquette 3/30/13
AST	16	vs. Monmouth 12/8/12
STL	6	vs. St. John's 2/10/13
TO	8	at Louisville 1/19/13
BLK	4	vs. Monmouth 12/8/12
MIN	44	at Villanova 1/26/13



2012-13 SEASON NOTES / CAREER HIGHLIGHTS

- ★ Started all five games for Philadelphia in the 2013 Orlando Pro Summer League, averaging 13.6 points, 6.8 assists, 4.2 rebounds and 2.00 steals.
- ★ Earned All-Big East Second Team honors as a sophomore at Syracuse, averaging 11.4 points, 7.3 assists (tied for third in the nation), 4.9 rebounds and 2.78 steals... averaged 2.7 ppg, 2.1 apg, 1.5 rpg and 0.77 spg as a freshman.
- ★ Scored in double-figures in 30 of his 40 games played as a sophomore after doing so just once his freshman season.
- ★ Had a career-high 24 points against No. 1 seeded Indiana in the Sweet 16.
- ★ Tallied 10 double-doubles, including 15 points and a career-high 16 assists vs. Monmouth.
- ★ Had a school record 111 steals as a sophomore... recorded at least one steal in all but two games as a sophomore, including 4+ steals 11 times.
- ★ Was an AAU teammate of fellow Sixers rookie Nerlens Noel.

COLLEGE: Was an early entry candidate for the 2013 NBA Draft following his sophomore season at Syracuse... Averaged 11.4 points, 7.3 assists (tied for third in nation), 4.9 rebounds and 2.78 steals (fourth in nation) as a sophomore after averaging 2.7 ppg, 2.1 apg, 1.5 rpg and 0.77 spg as a freshman... Scored in double-figures in 30 of his 40 games played as a sophomore after doing so just once his freshman season... Had a career-high 24 points against No. 1 seeded Indiana in the Sweet 16... Tallied 10 double-doubles, including 15 points and a career-high 16 assists vs. Monmouth... Recorded at least one steal in all but two games as a sophomore, including 4+ steals 11 times... His 111 steals in 2012-13 set a school record for a single season... Earned All-Big East Second Team honors as a sophomore.

OFF THE COURT: Son of Mandy and Zach Zegarowski and Earl and Rosa Williams... Majored in communication and rhetorical studies... Was an honor roll student over his final two and a half years at St. Andrews School (RI)... Performed in the school's musical "Aladdin"... Averaged 23.2 points, 8.3 rebounds and 5.5 assists as a senior and played in the 2011 McDonald's All-American game and the Jordan Brand Classic game... Was an AAU teammate of Nerlens Noel.

TRANSACTIONS: Selected by Philadelphia with the 11th overall pick in the 2013 NBA Draft.

PRO CAREER: Started all five games for Philadelphia in the 2013 Orlando Pro Summer League, averaging 13.6 points, 6.8 assists, 4.2 rebounds and 2.00 steals in 31.0 minutes per game while shooting 27.1% from the floor, 15.8% from 3-point range and 76.0% from the line.

NCAA STATISTICS

SEA	TM	G	GS	MIN	FG	FGA	PCT	3P	3PA	PCT	FT	FTA	PCT	OFF	DEF	TOT	A	PF	D	ST	TO	BS	PTS	AVG
11-12	SYR	26	0	269	25	58	.431	7	18	.389	13	23	.565	9	29	38	54	23	0	20	16	7	70	2.7
12-13	SYR	40	40	1408	155	394	.393	35	120	.292	129	186	.694	51	144	195	292	92	5	111	136	19	474	11.9
TOTALS		100	97	3020	441	863	.511	28	97	.289	232	343	.676			836	100	237	6	101	206	85	1142	11.4



#00 SPENCER HAWES

★ ★ ★ ★ ★ ★ ★ ★ ★

Position	Center
Height	7-1
Weight	245
Years Pro	6
From	Washington/USA
Born	4/28/88

CAREER HIGHS

PTS	30	at LAL 1/1/10
FG	12	at LAL 1/1/10
FGA	20	at LAL 1/1/10
3FG	4	at LAL 1/1/10
3FGA	5	2x, last @ LAL 1/1/10
FT	8	at DAL 12/18/12
FTA	8	8x, last at DAL 12/18/12
OR	7	at TOR 2/7/10
DR	14	2x, last vs. IND 3/16/13
TOT	17	vs. MIL 3/27/13
AST	9	3x, last at ORL 4/16/12
STL	3	7x, last at MEM 12/26/12
TO	6	vs. OKC 3/10/09
BLK	7	vs. IND 3/16/13
MIN	44:26	vs. PHI 3/22/09

PLAYOFF HIGHS

PTS	22	vs. CHI 5/6/12
FG	9	vs. CHI 5/6/12
FGA	15	vs. CHI 5/4/12
3FG	1	2x, last vs. CHI 5/6/12
3FGA	2	vs. CHI 5/6/12
FT	6	vs. CHI 5/4/12
FTA	6	vs. CHI 5/4/12
OR	2	5x, last at CHI 5/8/12
DR	12	at CHI 5/8/12
TOT	14	at CHI 5/8/12
AST	4	at MIA 4/27/11
STL	1	4x, last at BOS 5/23/12
TO	4	at BOS 5/14/12
BLK	3	vs. CHI 5/6/12
MIN	36:09	vs. CHI 5/6/12



2012-13 SEASON NOTES / CAREER HIGHLIGHTS

- ★ Appeared in all 82 games with 40 starts, averaging 11.0 points, 7.2 rebounds, 2.2 assists and 1.38 blocks in 27.2 minutes per game while shooting 46.4% from the floor, 35.6% from 3-point range and 77.7% from the line.
- ★ Started the final 40 games after coming off the bench the first 42 games of the season.
- ★ Over the final 25 games of 2012-13, averaged 13.6 points, 9.0 rebounds 3.3 assists and 1.60 blocks while shooting 50.9% from the floor, 45.7% from 3-point range and 81.6% from the line.
- ★ Had 18 points, 16 rebounds, 8 assists and 7 blocks vs. Indiana on 3/16 becoming just the fourth player in NBA history to post those numbers in a single game (Jabbar three times, Barkley once for Sixers on 11/28/86 and Olajuwon twice with last coming on 3/29/90).
- ★ Scored 20+ points in six of the final 54 games after not doing so his first 146 games as a Sixer.
- ★ Had 21 points and 12 rebounds off the bench at Milwaukee on 1/22... first Sixer reserve with 21+ points and 12+ boards since Jumaine Jones had 26 points and 13 boards at Indiana on 4/17/01.
- ★ Had 19 double-doubles this past season... recorded eight double-doubles in 37 games played in 2011-12 after having seven in 81 games played in 10-11.
- ★ Over the final 60 games of 2012-13, shot 81.4% from the line after shooting 60.7% the first 22 games of the season... shot a career-high 77.7% overall after shooting 72.7% in 2011-12 and a career-worst 53.4% in 2010-11.

TRANSACTIONS: Selected by Sacramento with the 10th overall pick in the 2007 NBA Draft... Traded to Philadelphia along with Andres Nocioni in exchange for Samuel Dalembert on 6/17/10... Re-signed with Philadelphia on 12/11/11... Re-signed with Philadelphia on 7/13/12.

PRO CAREER: Six NBA seasons... In 420 games with 268 starts, averaging 9.0 points, 6.0 rebounds, 1.8 assists and 1.07 blocks in 23.7 minutes per game while shooting 46.7% from the floor, 31.5% from 3-point range and 68.3% from the line... Has 59 career double-doubles.

PLAYOFFS: In 18 games with 17 starts, averaging 8.2 points, 5.8 rebounds and 1.7 assists in 23.9 minutes per game while shooting 51.1% shooting from the floor, 33.3% from 3-point range and 70.0% from the line... 2011: Started all five games for Philadelphia in its First Round series vs. Miami, averaging 5.2 points, 3.8 rebounds and 1.8 assists in 19.6 minutes per game while shooting 36.4% from the floor, 0-of-1 from 3-point range and 2-of-4 from the line... 2012: Appeared in all 13 games with 12 starts during Philadelphia's run to the Eastern Conference Semifinals, averaging 9.3 points, 6.6 rebounds, 1.6 assists and

0.85 blocks in 25.5 minutes per game while shooting 46.3% from the floor, 40.0% from 3-point range and 73.1% from the line... Scored 20+ points in Games 3 and 4 in the First Round series vs. Chicago and followed that up with 11 points and a playoff career-high 14 boards at Chicago in Game 5.

2011-12: Fifth NBA season (Philadelphia)... In 37 games with 29 starts, averaged 9.6 points, 7.3 rebounds, 2.6 assists and 1.30 blocks in 24.9 minutes per game while shooting 48.9% from the floor, 25.0% from 3-point range and 72.7% from the line... Sixers were 22-15 in games he played and 13-16 in games he missed... Missed one game with a low back strain (1/11/12), 27 with a left Achilles strain (1/18-2/3/12 and 2/8-3/11/12) and recorded one DNP-CD (3/16/12)... Recorded eight double-doubles and 10+ boards 11 times, including four straight to open the season.

2010-11: Fourth NBA season (Philadelphia)... In 81 games (all starts), averaged 7.2 points, 5.7 rebounds, 1.5 assists and 0.88 blocks in 21.2 minutes per game while shooting 46.5% from the floor, 24.3% from 3-point range and 53.4% from the line... Missed one game at New Orleans on 1/31/11 with a mid-back strain... Sixers were 14-6 when he scored 10+ points... Grabbed 10+ rebounds 12 times and recorded seven double-doubles... Recorded 2+ blocks 20 times... Sixers were 15-6 when he had 3+ assists... Averaged 27.1 minutes played over the final 18 games, up from 19.5 mpg his first 63 GP.

2009-10: Third NBA season (Sacramento)... In 72 games with 59 starts for Sacramento, averaged 10.0 points, 6.1 rebounds, a career-high 2.2 assists and 1.15 blocks in 26.4 minutes per game while shooting a career-best 46.8% from the floor, 29.9% from 3-point range and 68.9% from the line... Grabbed 10+ boards 11 times, including nine double-doubles... ranked 25th in the league in blocks... Scored 20+ points six times, including a career-high 30 points at the L.A. Lakers on 1/1/10... Missed eight games due to injury (one with a lower back strain on 3/28/10, one with a left hamstring contusion on 3/31/10), six with a left knee bone contusion from 4/3-4/13/10).

2008-09: Second NBA season (Sacramento)... In 77 games with 51 starts, averaged career-highs of 11.4 points, 7.1 rebounds and 1.21 blocks to go along with 1.9 assists in 29.3 minutes per game... Shot 46.6% from the floor, a career-best 34.8% from 3-point range and 66.2% from the line... Missed four games due to an abdominal strain (12/30/08-1/5/09) and one game with a strained left knee (4/15/09)... As a starter, averaged 12.4 points, 8.0 rebounds, 2.3 assists and 1.22 blocks... Had the second most assists of any center... SUMMER 2008: Started all five games for Sacramento at the NBA Summer League in Las Vegas, averaging 17.0 points (39.2% FGs, 73.3% FTs), 8.4 rebounds, 1.6 assists and 1.60 blocks in 33.2 minutes per game.

2007-08: Rookie NBA season (Sacramento)... In 71 games with eight starts, averaged 4.7 points, and 3.2 rebounds in 13.1 minutes per game while shooting 45.9% from the floor, 19.0% from 3-point range and 65.5% from the line... Missed the first four games of the season after undergoing a brief arthroscopic procedure in October of 2007 to repair a left knee lateral meniscus tear... Posted his first career double-double with 19 points and 12 rebounds in his first career start at Memphis (3/22/08)... SUMMER 2007: Started all five games for Sacramento at the NBA Summer League in Las Vegas, averaging 16.6 points (44.0% FGs, 42.9% FTs), 5.4 rebounds and 1.0 assists in 33.2 minutes per game.

PLAYERS



COLLEGE CAREER: Was an early entry candidate for the 2007 NBA Draft following his freshman season at Washington... In 31 games with 24 starts, averaged 14.9 points (53.2% FGs, 75.5% FTs), 6.4 rebounds, 1.9 assists and 1.7 blocks... Earned Honorable Mention All-Conference and All-Freshman Pac-10 honors... Set school freshman records for both scoring and blocks.

OFF THE COURT: Was a member of the 2006 FIBA Americas Under-18 Championship team which won the gold medal... Also a member of the 2006 USA Junior National Select Team which defeated the World Select Team at the Nike Hoop Summit... Averaged 20.0 points, 11.3 rebounds, 3.0 assists and 3.10 blocks as a senior at Seattle Prep High School... Was a McDonald's, Parade Magazine and EA Sports All-American... Named Seattle Times' State High School Player of the Year following his senior season... Led his team to the 2006 state Class 3A championship... Graduated with a 3.70 grade-point average... Full name is Spencer Mason Reynvaan-Hawes... Son of Jeff and Lisa Hawes... Has a younger sister Kaija... Father played at Washington from 1972-74 and uncle, Steve, was a Husky from 1970-72 and played 10 seasons in the NBA... Enjoys watching the Seattle Seahawks... Favorite pre-game meal is steak and potatoes... Pays close attention to politics and current events.

NBA REGULAR SEASON STATISTICS

SEA	TM	G	GS	MIN	FG	FGA	PCT	3P	3PA	PCT	FT	FTA	PCT	OFF	DEF	TOT	A	PF	D	ST	TO	BS	PTS	AVG
07-08	SAC	71	8	931	146	318	.459	4	21	.190	38	58	.655	68	162	230	44	128	1	14	56	40	334	4.7
08-09	SAC	77	51	2258	373	800	.466	40	115	.348	90	136	.662	148	401	549	149	249	4	44	160	93	876	11.4
09-10	SAC	72	59	1904	312	666	.468	26	87	.299	73	106	.689	145	291	436	158	200	1	32	131	83	723	10.0
10-11	PHI	81	81	1718	264	568	.465	9	37	.243	47	88	.534	129	336	465	121	201	2	29	97	71	584	7.2
11-12	PHI	37	29	920	156	319	.489	3	12	.250	40	55	.727	78	192	270	98	100	0	16	55	48	355	9.6
12-13	PHI	82	40	2233	376	811	.464	31	87	.356	122	157	.777	173	417	590	183	233	1	24	131	113	905	11.0
TOTALS		420	268	9966	1627	3482	.467	113	359	.315	410	600	.683	741	1799	2540	753	1111	9	159	630	448	3777	9.0

NBA PLAYOFF STATISTICS

SEA	TM	G	GS	MIN	FG	FGA	PCT	3P	3PA	PCT	FT	FTA	PCT	OFF	DEF	TOT	A	PF	D	ST	TO	BS	PTS	AVG
2011	PHI	5	5	98	12	33	.364	0	1	.000	2	4	.500	5	14	19	9	11	0	0	2	2	26	5.2
2012	PHI	13	12	332	50	108	.463	2	5	.400	19	26	.731	18	68	86	21	32	0	4	22	11	121	9.3
TOTALS		18	17	430	72	141	.511	2	6	.333	21	30	.700	23	82	105	30	43	0	4	24	13	147	8.2



#16 MAC KOSHWAL

★ ★ ★ ★ ★ ★ ★ ★ ★ ★

Position	Forward/Center
Height	6-10
Weight	255
Years Pro	Rookie
From	DePaul/USA
Born	10/19/1987



PLAYERS



TRANSACTIONS: Was not selected in the 2010 NBA Draft... Signed as a free agent with Philadelphia on 9/28/13.

PRO CAREER: SUMMER 2012: Appeared in three games for New Orleans in the NBA Summer League in Las Vegas, averaging 2.7 points, 2.3 rebounds and 1.7 steals in 9.7 minutes per game while shooting 57.1% from the floor... SUMMER 2010: Appeared in five games with one start for Detroit in the NBA Summer League in Las Vegas, averaging 5.4 points and 7.2 rebounds in 18.8 minutes of play.

INTERNATIONAL: 2010-11: Appeared in 25 games for La Laguna Socas Canarias in Spain's LEB Gold division, averaging 7.3 points and 4.5 rebounds.

COLLEGE CAREER: Was an early entry candidate for the 2010 NBA Draft... was also an early entry candidate for the 2009 NBA Draft before withdrawing his name... Spent all three seasons at DePaul, averaging 16.1 points, 10.1 rebounds, 2.0 assists, 1.8 steals and 0.9 blocks while shooting 54.4% from the floor as a junior... Was one of three BIG EAST players to average a double-double that season... Started 79 of his 81 games played... Earned BIG EAST All-Freshman honors.

OFF THE COURT: First name is Naya! but goes by "Mac"... Son of Martion Koshwal and Pranda Akja... Born in Sudan.

2012-13 SEASON NOTES / CAREER HIGHLIGHTS

- ★ Appeared in three games for New Orleans in the 2012 NBA Summer League in Las Vegas, averaging 2.7 points, 2.3 rebounds and 1.7 steals in 9.7 minutes per game while shooting 57.1% from the floor.
- ★ In 2012-13, played for the Rochester RazorSharks in the Premier Basketball League, averaging 16.8 points and 7.1 rebounds while shooting 63.9% from the floor.
- ★ Was the eighth overall pick in the 2011 NBA Development League Draft by the Bakersfield Jam.
- ★ In 2010-11, played for La Laguna Socas Canarias in Spain's LEB Gold division, averaging 7.3 points and 4.5 rebounds in 25 games played.
- ★ Was an early entry candidate for the 2010 NBA Draft following his junior season at DePaul... averaged 16.1 points, 10.1 rebounds, 2.0 assists, 1.8 steals and 0.9 blocks while shooting 54.4% from the floor as a junior and was one of three BIG EAST players to average a double-double that season.



#42 GANI LAWAL

★ ★ ★ ★ ★ ★ ★ ★ ★ ★

Position Forward
Height 6-9
Weight 234
Years Pro 1
From Georgia Tech/USA
Born 11/7/88

CAREER HIGHS

PTS
FGM
FGA
3FGM
3FGA
FTM
FTA
OR
DR
TR
AST
STL
TO
BLK
MIN 1:56 vs. DET 12/31/10



PLAYERS



TRANSACTIONS: Selected by Phoenix with the 46th overall pick in the 2010 NBA Draft... Waived by Phoenix on 12/9/11... Signed as a free agent with San Antonio on 12/12/11... Waived by San Antonio on 12/22/11... Signed as a free agent with Philadelphia on 10/5/13.

PRO CAREER: SUMMER 2012: Appeared in five games and three starts for Denver in the NBA Summer League in Las Vegas, averaging 8.8 points and 3.6 rebounds in 20.0 minutes per game while shooting 52.8% from the floor and 75.0% from the line... 2010-11: Appeared in one game for a total of two minutes for Phoenix... Was assigned to the Iowa Energy of the NBA Development League from 11/16-12/18/10 and appeared in 10 games, averaging 11.2 points and 6.0 rebounds in 20.3 minutes per game while shooting 46.7% from the floor, 0-of-1 from 3-point range and 61.8% from the line... SUMMER 2010: Started all five games for Phoenix in the NBA Summer League in Las Vegas, averaging 15.4 points, 7.4 rebounds and 1.00 blocks in 27.6 minutes per game while shooting 49.2% from the floor, 0-of-2 from 3-point range and 46.3% from the line.

INTERNATIONAL: 2011-12: In 13 games for Zastal Zielona Gora of the Polish League, averaged 14.7 points, 10.2 rebounds and 1.1 blocks... Appeared in 17 games for the Xinjiang Gyang Hui Flying Tigers of the Chinese Basketball Association, averaging 18.4 points, 12.3 rebounds and 1.3 blocks... Appeared in four games for Chorale de Roanne Basket of the French League, averaging 6.3 points and 3.5 rebounds... 2012-13: In 47 games for Acea Virtus Roma of the Italian League, averaged 13.7 points, a league-high 8.4 rebounds and 1.5 blocks... In two games for Guangzhou Liu Sui of China's National Basketball League, averaged 20.5 points, 7.0 rebounds and 2.0 blocks.

COLLEGE CAREER: Was an early entry candidate for the 2010 NBA Draft following his junior season at Georgia Tech... Was also an early entry candidate for the 2009 NBA Draft before withdrawing his name... Named All-ACC Third Team as a sophomore an junior... Over his final two seasons, averaged 14.0 points, 8.9 rebounds (3.2 offensive) and 1.42 blocks... As a junior, started alongside Derrick Favors, who was the third overall pick in the 2010 NBA Draft.

OFF THE COURT: Name is pronounced GONN-ee luh-WALL... Full name is Gani Oladimeji Lawal, Jr... Son of Gani, Sr. and Michelle Lawal... Has two sisters and a brother... Father is from Nigeria... Is a member of Nigeria's senior national

2012-13 SEASON NOTES / CAREER HIGHLIGHTS

- ★ Originally the 46th overall pick by Phoenix in the 2010 NBA Draft... was on the Suns roster during the 2010-11 season, appearing in one game.
- ★ While with Phoenix in 2010-11, was assigned to the Iowa Energy of the NBA Development League from 11/16-12/18/10... in 10 games, averaged 11.2 points and 6.0 rebounds in 20.3 minutes per game while shooting 46.7% from the floor, 0-of-1 from 3-point range and 61.8% from the line.
- ★ Over the past two seasons, has played in Poland, China, France and Italy... most recently he appeared in two games back in July for Guangzhou Liu Sui of China's National Basketball League, averaging 20.5 points, 7.0 rebounds and 2.0 blocks.
- ★ Was an early entry candidate for the 2010 NBA Draft following his junior season at Georgia Tech... twice named All-ACC Third Team.
- ★ Attended Norcross High School in Atlanta, leading his team to the state championship as a senior... was named Mr. Basketball in the state of Georgia by the Atlanta Journal-Constitution and was a McDonald's All American and Parade Magazine Second-Team All-American.
- ★ Member of Nigeria's senior national team and competed in the 2013 FIB Africa Championship.

team and competed in the 2013 FIBA Africa Championship... Attended Norcross High School in Atlanta, leading his team to the state championship as a senior... Named Mr. Basketball in the state of Georgia by the Atlanta Journal-Constitution and was a McDonald's All American and Parade Magazine Second-Team All-American... Had a 3.8 grade-point average at Norcross and made his school's academic honor roll all four years... High school teammate of Al-Farouq Aminu and Jodie Meeks and a college teammate of Derrick Favors.

NBA REGULAR SEASON STATISTICS

SEA	TM	G	GS	MIN	FG	FGA	PCT	3P	3PA	PCT	FT	FTA	PCT	OFF	DEF	TOT	A	PF	D	ST	TO	BS	PTS	AVG
10-11	PHO	1	0	2	0	0	--	0	0	--	0	0	--	0	0	0	0	1	0	0	0	0	0	0.0



#7 DARIUS MORRIS



Position Guard
Height 6-4
Weight 195
Years Pro 2
From Michigan/USA
Born 1/3/91

CAREER HIGHS

PTS	15	at PHI 12/16/12
FGM	5	4x, last vs. CLE 1/13/13
FGA	10	at SAC 4/26/12
3FGM	3	at PHI 12/16/12
3FGA	5	at PHI 12/16/12
FTM	5	at SAC 11/21/12
FTA	5	at SAC 11/21/12
OR	3	vs. GS 11/9/12
DR	3	4x, last at DAL 11/24/12
TR	5	vs. GS 11/9/12
AST	6	vs. PHO 11/16/12
STL	3	2x, last vs. IND 11/27/12
TO	5	at SAC 11/21/12
BLK	1	2x, last vs. SA 4/14/13
MIN	31:14	vs. HOU 11/18/12

PLAYOFF HIGHS

PTS	24	vs. SA 4/26/13
FGM	9	vs. SA 4/26/13
FGA	15	vs. SA 4/26/13
3FGM	2	at SA 4/24/13
3FGA	4	vs. SA 4/26/13
FTM	5	vs. SA 4/26/13
FTA	7	vs. SA 4/26/13
OR	1	vs. SA 4/26/13
DR	3	vs. SA 4/28/13
TR	3	vs. SA 4/28/13
AST	6	2x, last vs. SA 4/28/13
STL	1	2x, last vs. SA 4/26/13
TO	3	vs. SA 4/26/13
BLK		
MIN	37:21	vs. SA 4/26/13



PLAYERS



TRANSACTIONS: Selected by the L.A. Lakers with the 41st overall pick in the 2011 NBA Draft... Signed as a free agent with Philadelphia on 9/27/13.

PRO CAREER: Two NBA seasons... In 67 games with 17 starts, averaging 3.6 points, 1.4 assists and 1.1 rebounds in 12.7 minutes per game while shooting 38.8% from the floor, 36.4% from 3-point range and 64.9% from the line... Has also appeared in three D-League games, averaging 17.0 points, 5.0 assists, 4.3 rebounds and 1.00 steals in 32.7 minutes per game while shooting 38.3% from the floor, 21.4% from 3-point range and 66.7% from the line.

PLAYOFFS: In eight games with two starts, averaging 6.5 points and 1.9 assists in 14.1 minutes per game while shooting 50.0% from the floor, 40.0% from 3-point range and 76.9% from the line... 2012: Appeared in four games for the L.A. Lakers during their run to the Western Conference Semifinals, scoring a total of 10 points in 8 minutes of play... 2013: Appeared in all four games with two starts for the L.A. Lakers in their First Round series vs. San Antonio, averaging 10.5 points, 3.0 assists and 1.3 rebounds in 26.3 minutes per game while shooting 45.7% from the floor, 33.3% from 3-point range and 77.8% from the line... Had 24 points and 6 assists vs. San Antonio in Game 3.

2011-12: Rookie season (L.A. Lakers)... In 19 games, averaged 2.4 points and 1.1 assists in 8.9 minutes per game while shooting 42.9% from the floor, 44.4% from 3-point range and 66.7% from the line... Had 4 points and 2 assists in his NBA debut at Utah on 1/11/12... Was assigned to the L.A. D-Fenders of the D-League from 3/7-3/16/12 and appeared in one game, scoring 21 points with 4 assists in 28 minutes of play... **SUMMER 2011:** Started all five games for the L.A. Lakers in the NBA Summer League in Las Vegas, averaging 15.2 points, 5.2 assists and 3.6 rebounds in 28.6 minutes per game while shooting 36.9% from the floor, 26.7% from 3-point range and 80.0% from the line.

COLLEGE CAREER: Was an early entry candidate for the 2011 NBA Draft following his sophomore season at Michigan... Averaged 15.0 points, 6.7 assists, 4.0 rebounds and 1.0 steals as a sophomore en route to earning All-Big Ten Third Team honors as selected by coaches and media... Was also Academic All-Big Ten in 2011... Set the Wolverines school record for most assists in a single season with 235 and led the Big Ten in assists as a sophomore... Had a triple-double with 12 points, 11 assists and 10 rebounds vs. Iowa on 1/30/11.

2012-13 SEASON NOTES / CAREER HIGHLIGHTS

- ★ In 41 games with 15 starts, averaged 4.1 points and 4.2 rebounds in 15.2 minutes per game while shooting 47.3% from the floor and 78.6% from the line.
- ★ In 48 games with 17 starts for the L.A. Lakers, averaged 4.0 points, 1.6 assists and 1.2 rebounds in 14.2 minutes per game while shooting 38.8% from the floor, 36.4% from 3-point range and 64.9% from the line... Recorded 34 DNP-CD's.
- ★ As a starter, averaged 5.1 points, 1.9 assists, 1.6 rebounds and 0.94 steals in 20.1 minutes per game.
- ★ Was twice assigned to the L.A. D-Fenders of the D-League, appearing in a total of two games, averaging 15.0 points, 6.0 rebounds, 5.5 assists and 1.00 steals in 35.0 minutes per game while shooting 35.5% from the floor, 18.2% from 3-point range and 54.5% from the line.
- ★ Appeared in all four games with two starts in the Lakers First Round series vs. San Antonio, averaging 10.5 points, 3.0 assists and 1.3 rebounds in 26.3 minutes per game while shooting 45.7% from the floor, 33.3% from 3-point range and 77.8% from the line.
- ★ Was an early entry candidate for the 2011 NBA Draft following his sophomore season at Michigan... as a sophomore, set the Wolverines single season record for assists (235).
- Led Windward High School in Los Angeles to its first state title in 2009 and was named John Wooden State Player of the Year.

OFF THE COURT: Son Dewayne Sr. and Robin Morris... Led Windward High School in Los Angeles to its first state title in 2009, earning John Wooden State Player of the Year honors in the process... Left as the school's all-time leader in scoring and assists.

PLAYERS

NBA REGULAR SEASON STATISTICS

SEA	TM	G	GS	MIN	FG	FGA	PCT	3P	3PA	PCT	FT	FTA	PCT	OFF	DEF	TOT	A	PF	D	ST	TO	BS	PTS	AVG
11-12	LAL	19	0	169	18	42	.429	4	9	.444	6	9	.667	2	14	16	21	16	0	2	19	0	46	2.4
12-13	LAL	48	17	683	73	188	.388	24	66	.364	24	37	.649	24	33	57	76	58	0	21	45	2	194	4.0
TOTALS		67	17	852	91	230	.396	28	75	.373	30	46	.652	26	47	73	97	74	0	23	64	2	240	3.6

NBA PLAYOFF STATISTICS

SEA	TM	G	GS	MIN	FG	FGA	PCT	3P	3PA	PCT	FT	FTA	PCT	OFF	DEF	TOT	A	PF	D	ST	TO	BS	PTS	AVG
2008	PHI	6	6	160	24	50	.480	1	5	.200	12	14	.857	15	12	27	4	7	0	7	4	0	61	10.2
2012	LAL	4	0	8	3	3	1.000	1	1	1.000	3	4	.750	0	0	0	3	0	0	1	1	0	10	2.5
2013	LAL	4	2	105	16	35	.457	3	9	.333	7	9	.778	1	4	5	12	2	0	6	6	0	42	10.5
TOTALS		8	2	113	19	38	.500	4	10	.400	10	13	.769	1	4	5	15	2	0	7	7	0	52	6.5



#5 ARNETT MOULTRIE

★ ★ ★ ★ ★ ★ ★ ★ ★ ★

Position Forward
Height 6-10
Weight 245
Years Pro 1
From Mississippi State/USA
Born 11/8/90

CAREER HIGHS

PTS	14	2x, last at IND 4/17/13
FG	7	at IND 4/17/13
FGA	11	2x, last at IND 4/17/13
3FG		
3FGA		
FT	3	vs. POR 3/18/13
FTA	5	vs. MIN 12/4/12
OR	6	2x, last at IND 4/17/13
DR	6	2x, last at IND 4/17/13
TOT	12	at IND 4/17/13
AST	2	at DEN 3/21/13
STL	2	3x, last at WAS 4/12/13
TO	3	vs. CLE 4/14/13
BLK	2	vs. IND 3/16/13
MIN	28:50	at IND 4/17/13



PLAYERS



TRANSACTIONS: Selected by Miami with the 27th overall pick in the 2012 NBA Draft... Right were traded by Miami to Philadelphia in exchange for the draft rights to Justin Hamilton (45th overall pick) and a protected future first round pick on 6/28/12.

PRO CAREER: In 47 games, averaging 3.7 and 3.1 rebounds in 11.5 minutes per game while shooting 58.2% from the floor and 64.3% from the line... In seven D-League games, averaged 9.7 points, 6.1 rebounds and 1.6 assists in 26.3 minutes per game.

COLLEGE CAREER: Was an early entry candidate for the 2012 NBA Draft following his junior season at Mississippi State... Named First Team All-SEC after averaging 16.4 points, 10.5 rebounds and 1.2 assists while shooting 54.9% from the floor, 44.4% from 3-point range and 78.0% from the line... Led the conference in rebounding and ranked tied for 10th in the nation... Recorded 18 double-doubles in 30 games played... Shot 78.0% from the line as a junior after shooting 58.7% his first two seasons... Averaged 3.7 offensive rebounds as a junior, grabbing 6+ seven times, including a career-high 11 vs. Northwestern State... Spent his first two seasons at Texas-El Paso before transferring to the Bulldogs and sat out the entire 2010-11 season due to NCAA transfer regulations.

OFF THE COURT: Born in Queens but went to high school in Memphis... Son of Rebecca Chandler... Majored in Philosophy... Shot over 70.0% from the floor during his final two seasons of high school... Was a member of the USA U19 team which won gold at the FIBA World Championship in New Zealand during the summer of 2009.

2012-13 SEASON NOTES / CAREER HIGHLIGHTS

- ★ In 47 games, averaged 3.7 points and 3.1 rebounds in 11.5 minutes per game while shooting 58.2% from the floor and 64.3% from the line.
- ★ Recorded 24 DNP-CD's.
- ★ Over his final 14 games played, shot 66.7% from the floor... shot 12-of-12 from the floor over a four-game span from 2/28-3/5... had the second-highest FG% (.582) of any rookie with more than 25 games played.
- ★ Averaged 6.7 offensive rebounds per 48 minutes played.
- ★ Recorded his first career double-double in the final game of the season with a career-high tying 14 points and a career-high 12 rebounds at Indiana on 4/17/13.
- ★ Had almost as many steals (17) as turnovers (19).
- ★ Was assigned to the Sioux Falls Skyforce of the D-League on 12/21 and was recalled on 1/6... in seven D-League games, averaged 9.7 points, 6.1 rebounds and 1.6 assists in 26.3 minutes per game.
- ★ Named First Team All-SEC as a junior at Mississippi State and led the SEC in rebounding (10.5 rpg).

NBA REGULAR SEASON STATISTICS

SEA	TM	G	GS	MIN	FG	FGA	PCT	3P	3PA	PCT	FT	FTA	PCT	OFF	DEF	TOT	A	PF	D	ST	TO	BS	PTS	AVG
12-13	PHI	47	0	542	78	134	.582	0	0	---	18	28	.643	76	69	145	10	43	0	17	19	10	174	3.7

PLAYERS



#4 NERLENS NOEL



Position Center
Height 6-11
Weight 228
Years Pro Rookie
From Kentucky
Born 4/10/94

NCAA HIGHS

PTS	19	at Texas A&M 2/2/13
FGM	9	vs. Long Island 11/23/13
FGA	14	vs. Baylor 12/1/12
3FGM	--	
3FGA	--	
FTM	8	vs. Auburn 2/9/13
FTA	13	vs. Auburn 2/9/13
OR	7	vs. Baylor 12/1/12
DR	11	vs. E. Michigan 1/2/13
TR	14	at Texas A&M 2/2/13
AST	6	vs. Texas A&M 1/12/13
STL	6	vs. Baylor 12/1/12
TO	4	vs. LSU 1/26/13
BLK	12	at Miss. State 1/29/13
MIN	41	at Texas A&M 2/2/13



PLAYERS



TRANSACTIONS: Selected by New Orleans with the sixth overall pick in the 2013 NBA Draft... Rights were traded by New Orleans to Philadelphia along with a 2014 first round pick in exchange for Jrue Holiday and the rights Pierre Jackson on 7/12/13.

COLLEGE CAREER: Was an early entry candidate for the 2013 NBA Draft following his freshman season at Kentucky... Averaged 10.5 points, 9.5 rebounds, 1.6 assists, 2.1 steals and an NCAA-best 4.4 blocks while shooting 59.0% from the floor... Suffered a torn ACL in his left knee at Florida on 2/12/13 and missed the remainder of the season... Named SEC Defensive Player of the Year, SEC Freshman of the Year and First Team All-SEC... Joined Anthony Davis as the only players in Kentucky history to record at least 50 steals and 50 blocks in the same season... Recorded at least 5 blocks in half of his 24 games played, including a school-record 12 rejections at Mississippi.

OFF THE COURT: Son of Dorcina Noel... Born in Malden, Mass., a suburb of Boston... Was the top-rated player by both ESPNU recruiting and Scout.com coming out of high school and was rated the second-best prospect by Rivals... Averaged 12.6 points, 7.2 rebounds and 3.9 blocks as a senior at Tilton School in New Hampshire and was named USA Today National Player of the Year... Competed for the USA Junior National Select Team at the 2012 Nike Hoops Summit.

2012-13 SEASON NOTES / CAREER HIGHLIGHTS

- ★ As a freshman at Kentucky, averaged 10.5 points, 9.5 rebounds, 1.6 assists, 2.1 steals and an NCAA-best 4.4 blocks while shooting 59.0% from the floor.
- ★ Suffered a torn ACL in his left knee at Florida on 2/12/13 and missed the remainder of the season... surgery was performed by Dr. James Andrews.
- ★ Named SEC Defensive Player of the Year, SEC Freshman of the Year and First Team All-SEC.
- ★ Joined Anthony Davis, the first overall pick in the 2012 NBA Draft, as the only players in Kentucky history to record at least 50 steals and 50 blocks in the same season.
- ★ Recorded at least 5 blocks in half of his 24 games played, including a school-record 12 rejections at Mississippi.
- ★ Was the top-rated player by both ESPNU recruiting and Scout.com coming out of high school and was rated the second-best prospect by Rivals.
- ★ Averaged 12.6 points, 7.2 rebounds and 3.9 blocks as a senior at Tilton School in New Hampshire and was named USA Today National Player of the Year.
- ★ Competed for the USA Junior National Select Team at the 2012 Nike Hoops Summit.
- ★ Was an AAU teammate of fellow Sixers rookie Michael Carter-Williams

NCAA STATISTICS

SEA	TM	G	GS	MIN	FG	FGA	PCT	3P	3PA	PCT	FT	FTA	PCT	OFF	DEF	TOT	A	PF	D	ST	TO	BS	PTS	AVG
12-13	KEN	24	24	765	98	166	.590	0	0	--	55	104	.529	65	162	227	38	62	1	50	45	106	251	10.5



#23 JASON RICHARDSON



Position Guard/Forward
Height 6-6
Weight 225
Years Pro 12
From Michigan State
Born 1/20/81

CAREER HIGHS

PTS	44	at MIA 3/10/06
FG	18	at SAC 4/16/02
FGA	32	vs. GS 3/6/08
3FG	9	at MIL 2/11/12
3FGA	14	at MIN 4/2/06
FT	12	at IND 4/12/08
FTA	14	at CHI 2/28/04
OR	6	3x, last vs. MEM 2/21/07
DR	12	2x, last vs. MEM 1/19/08
TOT	14	3x, vs. MEM 1/19/08
AST	8	13x, last at IND 3/19/08
STL	8	at NJ 4/15/08
TO	9	at DEN 4/12/02
BLK	3	16x, last vs. DEN 10/31/12
MIN	51:23	at CLE 1/11/08

PLAYOFF HIGHS

PTS	42	at POR 4/22/10
FG	13	at POR 4/22/10
FGA	20	at UTA 5/9/07
3FG	8	at POR 4/22/10
3FGA	12	2x, last vs. IND 5/5/12
FT	8	at POR 4/22/10
FTA	10	at POR 4/22/10
OR	5	at UTA 5/7/07
DR	8	2x, last vs. POR 4/18/10
TOT	10	3x, last vs. POR 4/18/10
AST	4	3x, last at ATL 4/22/11
STL	4	vs. DAL 4/29/07
TO	4	at DAL 4/22/07
BLK	2	at DAL 4/25/07
MIN	46:46	at UTA 5/9/07



PLAYERS



TRANSACTIONS: Selected by Golden State with the fifth overall pick in the 2001 NBA Draft... Re-signed with the Warriors on 4/11/01... Traded by Golden State along with the rights to Jermareo Davidson to Charlotte for the rights to Brandon Wright on 6/28/07... Traded by Charlotte along with Jared Dudley and a future second round pick to Phoenix in exchange for Boris Diaw, Raja Bell and Sean Singletary on 12/10/08... Traded by Phoenix to Orlando along with Hedo Turkoglu and Earl Clark in exchange for Vince Carter, Mickael Peitrus, Marcin Gortat and a future first round pick on 12/18/10... Re-signed with Orlando on 12/10/11... Acquired by Philadelphia from the Magic as part of a four-team trade on 8/10/12 in which the Sixers also received Andrew Bynum from the L.A. Lakers; Sixers traded Maurice Harkless, Nik Vucevic and a protected first round pick to Orlando; Magic traded Dwight Howard, Chris Duhon and Earl Clark to the Lakers in exchange for Josh McRoberts, Christian Eyenga and a future first round pick; Sixers traded Andre Iguodala to Denver; Nuggets traded Arron Afflalo, Al Harrington and a future first round pick to Orlando.

PRO CAREER: Twelve NBA seasons... In 838 games with 827 starts, averaging 17.3 points, 5.0 rebounds, 2.7 assists and 1.17 steals in 34.4 minutes per game while shooting 44.0% from the floor, 37.1% from 3-point range and 70.7% from the line... Named Eastern Conference Player of the Week twice (3/9/08 and 3/30/08) and Western Conference Player of the Week once (3/20/05)... Made the NBA All-Rookie First Team in 2001-02 and was MVP of the Rookie Challenge during NBA All-Star Weekend in 2002... NBA Slam Dunk champion in 2002 and 2003, joining Michael Jordan as the only players to win in back-to-back years.

PLAYOFFS: In 37 games (all starts), averaging 17.1 points, 5.4 rebounds, 1.4 assists and 1.08 steals in 34.1 minutes per game while shooting 46.5% from the floor, 40.4% from 3-point range and 72.4% from the line... 2007: Started all 11 games for Golden State during its run to the Western Conference Semifinals, averaging 19.1 points, 6.7 rebounds, 2.0 assists and 1.27 steals in 38.9 minutes per game while shooting 47.6% from the floor, 35.4% from 3-point range and 70.4% from the line... Helped #8 seeded Warriors upset #1 seeded Dallas in the First Round... 2010: Started all 16 games for Phoenix during its run to the Western Conference Finals, averaging 19.8 points, 5.4 rebounds, 1.1 assists and 1.06 steals in 33.3 minutes per game while shooting 50.2% from the floor, 47.5% from 3-point range and 75.9% from the line... 2011: Started all five games of Orlando's First Round series vs. Atlanta, averaging 10.0 points, 4.0 rebounds and 1.2 assists in 30.6 minutes per game while shooting 33.3% from the floor, 32.0% from 3-point range and 8-of-8 from the line... 2012: Started all five games of Orlando's First Round series vs. Indiana, averaging 11.4 points, 3.8 rebounds, 1.0 assists and 1.20 steals in 29.6 minutes per game while shooting 39.6% from the floor, 37.0% from 3-point range and 41.7% from the line.

2011-12: Eleventh NBA season (Orlando)... In 54 games (all starts), averaged 11.6 points, 3.6 rebounds, 2.0 assists and 0.98 steals in 29.5 minutes per game while shooting 40.8% from the floor, 36.8% from 3-point range and 59.4% from the line... Missed a total of 12 games: 3 games with a bone bruise on his left knee (1/16-1/18/12), 2 games for rest (1/30-2/1/12), 3 games due to chest pain (2/19-2/22/12), 3 games due to a sprained left ankle (3/11-3/14/12) and recorded a DNP-CD on the final game of the season (4/26/12)... Scored 20+ points five times, including a season-high 31 points at Milwaukee on 2/11/12... Hit a career-high 9 3-pointers in that game and hit 3+ 3FGM 15 times.

2012-13 SEASON NOTES / CAREER HIGHLIGHTS

- ★ In 33 games (all starts), averaged 10.5 points, 3.8 rebounds, 1.5 assists and 1.21 steals in 28.4 minutes per game while shooting 40.2% from the floor, 34.1% from 3-point range and 60.6% from the line.
- ★ Missed four games with a left ankle sprain (11/5-11/10/12), one game with a low back strain (12/26/12) and the final 42 games of the season (beginning on 1/1/13) with left knee synovitis/surgery... underwent surgery on his left knee on 2/19/13... also recorded two DNP-CD's.
- ★ Entering 2012-13, appeared in 805 of a possible 886 games for his career (90.9%).
- ★ Had 40 steals with just 26 turnovers this past season [1.54 steal-to-turnover ratio]... over the past three seasons, has 186 steals with 181 turnovers.
- ★ Hit a career-high 243 3FGM in 2007-08, which is the fifth-most by any player in a single season.
- ★ Dating back to 2004-05, has the second-most 3FGM [1,295] of any player, trailing only Ray Allen (1,580).
- ★ From 2007-08 through 2012-13, shooting 39.0% from 3-point range after shooting 35.0% his first six seasons.
- ★ Averaged double-digits in scoring in all 12 of his seasons, including 20+ three times (2004-05, 2005-06, 2007-08).
- ★ Was the NBA Slam Dunk champion in 2002 and 2003, joining Michael Jordan and Nate Robinson as the only players to win in back-to-back years.

2010-11: Tenth NBA season (Phoenix, Orlando)... In 80 games (all starts), averaged 15.6 points, 4.1 rebounds, 1.8 assists and 1.16 steals in 33.9 minutes per game while shooting 44.7% from the floor, 39.5% from 3-point range and 73.0% from the line... In 25 games for the Suns, averaged 19.3 points, 4.4 rebounds, 1.4 assists and 1.08 steals in 31.8 minutes per game... In 55 games for the Magic, averaged 13.9 points, 4.0 rebounds, 2.0 assists and 1.20 steals in 34.9 minutes per game... Ranked second in the NBA in 3-pointers made... Scored 20+ points 23 times, including 30+ four times, including a season-high 39 point at Denver on 11/28/10... Converted the game-tying alley-oop layup as time expired vs. Memphis on 11/5/10... Hit the game-tying four-point play with 17 seconds left to force overtime vs. Philadelphia on 1/19/11... Hit the game-tying 3-pointer with 5.7 seconds left to force overtime at New York on 3/28/11... Served a one-game league suspension at Atlanta on 4/24/11 after being ejected from an altercation against the Hawks on 4/22/11... Missed just one other game (4/6/11) for rest.

2009-10: Ninth NBA season (Phoenix)... In 79 games with 76 starts, averaged 15.7 points, 5.1 rebounds and 1.8 assists in 31.5 minutes per game while shooting 47.4% from the floor, 39.3% from 3-point range and 73.9% from the line... Scored 20+ points 30 times and 30+ twice... Hit the game-winning shot with 0.7 seconds left vs. Oklahoma City on 2/23/10... Missed two games due to an NBA suspension from 10/28-10/30/09 and one game with a sprained right hand on 12/17/09.





2008-09: Eighth NBA season (Charlotte, Phoenix)... In 72 games with 71 starts, averaged 16.8 points, 4.4 rebounds, 2.0 assists and 1.06 steals in 33.5 minutes per game while shooting 47.7% from the floor, 39.7% from 3-point range and 76.9% from the line... In 14 games for the Bobcats, averaged 18.7 points, 4.1 rebounds, 2.6 assists and 1.00 steals in 35.1 minutes per game... In 58 games with the Suns, averaged 16.4 points, 4.5 rebounds, 1.9 assists and 1.07 steals in 33.1 minutes per game.

2007-08: Seventh NBA season (Charlotte)... Started all 82 games, averaging 21.8 points, 5.4 rebounds, 3.1 assists and 1.41 steals in 38.4 minutes per game while shooting 44.1% from the floor, 40.6% from 3-point range and 75.2% from the line... Tied for 12th in the NBA in scoring and led the league in 3-pointers made (243; fourth-most in a single season in NBA history)... Named Eastern Conference Player of the Week twice (3/9/08, 3/30/08).

2006-07: Sixth NBA season (Golden State)... In 51 games with 49 starts, averaged 16.0 points, 5.1 rebounds, 3.4 assists and 1.06 steals in 32.8 minutes per game while shooting 41.7% from the floor, 36.5% from 3-point range and 65.7% from the line.

2005-06: Fifth NBA season (Golden State)... In 75 games (all starts), averaged 23.2 points, 5.8 rebounds, 3.1 assists and 1.29 steals in 38.9 minutes per game while shooting 44.6% from the floor, 38.4% from 3-point range and 67.3% from the line... Ranked 13th in the NBA in scoring... Scored a career-high 44 points at Miami on 3/10/06.

2004-05: Fourth NBA season (Golden State)... In 72 games (all starts), averaged 21.7 points, 5.9 rebounds, 3.9 assists and 1.46 steals in 37.8 minutes per game while shooting 44.6% from the floor, 33.8% from 3-point range and 69.3% from

the line... Named Western Conference Player of the Week on 3/20/05.

2003-04: Third NBA season (Golden State)... In 78 games (all starts), averaged 18.7 points, 6.7 rebounds, 2.9 assists and 1.10 steals in 37.6 minutes per game while shooting 43.8% from the floor, 28.2% from 3-point range and 68.4% from the line.

2002-03: Second NBA season (Golden State)... Started all 82 games, averaging 15.6 points, 4.6 rebounds, 3.0 assists and 1.10 steals in 32.9 minutes per game while shooting 41.0% from the floor, 36.8% from 3-point range and 76.4% from the line... Won the NBA Slam Dunk championship held during All-Star Weekend.

2001-02: Rookie NBA season (Golden State)... In 80 games with 75 starts, averaged 14.4 points, 4.3 rebounds, 3.0 assists and 1.33 steals in 32.9 minutes per game while shooting 42.6% from the floor, 33.3% from 3-point range and 67.1% from the line... Named to the NBA All-Rookie First Team... Won the NBA Slam Dunk championship held during All-Star Weekend and was named MVP of the Rookie Challenge.

COLLEGE CAREER: Early entry candidate for the 2001 NBA Draft following his sophomore season at Michigan State... Helped the Spartans win the 2000 NCAA National Championship as a freshman and to the NCAA Final Four in 2001... As a sophomore, was named Second Team All-American by the Associated Press, USBWA, ESPN.com, The Sporting News and Basketball Times.

OFF THE COURT: Son of Elaine Richardson-Cook... Has a daughter, Jaela', and two sons, Jason II and Jaxson... Has three brothers, Duane, Diamond and Terrence and two sisters, Tiffany and Trameka... Nickname is "J-Rich"... Was a stellar hockey player until the eighth grade when his feet outgrew his skates... Named Michigan's Mr. Basketball in 1998-99 after leading Saginaw Arthur Hill to a berth in Michigan's Class A title game... Averaged 25.3 points and 12.8 rebounds as a senior

NBA REGULAR SEASON STATISTICS

SEA	TM	G	GS	MIN	FG	FGA	PCT	3P	3PA	PCT	FT	FTA	PCT	OFF	DEF	TOT	A	PF	D	ST	TO	BS	PTS	AVG
01-02	GS	80	75	2629	464	1090	.426	82	246	.333	141	210	.671	124	216	340	236	195	2	106	160	31	1151	14.4
02-03	GS	82	82	2698	476	1161	.410	123	334	.368	207	271	.764	111	267	378	247	201	1	90	179	23	1282	15.6
03-04	GS	78	78	2936	563	1284	.438	77	273	.282	258	377	.684	124	400	524	226	182	1	86	196	41	1461	18.7
04-05	GS	72	72	2724	610	1368	.446	125	370	.338	214	309	.693	125	299	424	281	156	0	105	169	32	1559	21.7
05-06	GS	75	75	2877	641	1438	.446	183	477	.384	276	410	.673	105	333	438	232	206	1	97	167	37	1741	23.2
06-07	GS	51	49	1675	306	734	.417	110	301	.365	92	140	.657	71	188	259	172	129	0	54	82	32	814	16.0
07-08	CHA	82	82	3149	648	1468	.441	243	599	.406	249	331	.752	80	361	441	258	241	3	116	166	57	1788	21.8
08-09	2tm	72	71	2410	465	974	.477	129	325	.397	153	199	.769	77	242	319	146	146	2	76	95	28	1212	16.8
09-10	PHO	79	76	2485	473	998	.474	157	400	.393	136	184	.739	81	323	404	143	169	0	66	92	33	1239	15.7
10-11	2tm	80	80	2715	472	1056	.447	189	479	.395	116	159	.730	67	264	331	147	162	0	93	95	13	1249	15.6
11-12	ORL	54	54	1591	243	596	.408	102	277	.368	41	69	.594	36	158	194	107	91	0	53	60	22	629	11.6
12-13	PHI	33	33	936	135	336	.402	57	167	.341	20	33	.606	19	108	127	51	57	0	40	26	15	347	10.5
TOTALS		838	827	28826	5496	12503	.440	1577	4248	.371	1903	2692	.707	1020	3159	4179	2246	1935	10	982	1487	364	14472	17.3

NBA PLAYOFF STATISTICS

SEA	TM	G	GS	MIN	FG	FGA	PCT	3P	3PA	PCT	FT	FTA	PCT	OFF	DEF	TOT	A	PF	D	ST	TO	BS	PTS	AVG
2007	GS	11	11	428	81	170	.476	29	82	.354	19	27	.704	24	50	74	22	38	0	14	24	5	210	19.1
2010	PHO	16	16	533	112	223	.502	48	101	.475	44	58	.759	18	69	87	17	35	0	17	10	4	316	19.8
2011	ORL	5	5	153	17	51	.333	8	25	.320	8	8	1.000	5	15	20	6	16	0	3	3	2	50	10.0
2012	ORL	5	5	148	21	53	.396	10	27	.370	5	12	.417	4	15	19	5	7	0	6	6	2	57	11.4
TOTALS		37	37	1262	231	497	.465	95	235	.404	76	105	.724	51	149	200	50	96	0	40	43	13	633	17.1



#31 HOLLIS THOMPSON

★★★★★★★

Position	Guard/Forward
Height	6-8
Weight	206
Years Pro	Rookie
From	Georgetown/USA
Born	4/3/91



2012-13 SEASON NOTES / CAREER HIGHLIGHTS

- ★ Started all five games for San Antonio in the 2013 NBA Summer League in Las Vegas, averaging 10.2 points, 5.4 rebounds and 1.4 assists in 25.2 minutes per game while shooting 48.6% from the floor, 45.5% from 3-point range and 83.3% from the line.
- ★ Signed as a rookie free agent with Oklahoma City in July of 2012 but was waived prior to the start of the regular season... in three preseason games for the Thunder, averaged 2.7 points and 2.0 rebounds in 9.7 minutes of play.
- ★ Appeared in 48 games with 10 starts for the Tulsa 66ers of the NBA Development League, averaging 8.1 points, 3.8 rebounds and 0.9 assists in 20.1 minutes per game while shooting 44.7% from the floor, 28.8% from 3-point range and 72.2% from the line.
- ★ Was an early entry candidate for the 2012 NBA Draft following his junior season at Georgetown... was All-BIG EAST honorable mention as a junior.

TRANSACTIONS: Was not selected in the 2012 NBA Draft... Signed as a rookie free agent with Oklahoma City on 7/11/12... Waived by Oklahoma City on 10/27/12... Signed as free agent with Philadelphia on 9/27/13.

PRO CAREER: Started all five games for San Antonio in the 2013 NBA Summer League in Las Vegas, averaging 10.2 points, 5.4 rebounds and 1.4 assists in 25.2 minutes per game while shooting 48.6% from the floor, 45.5% from 3-point range and 83.3% from the line... Appeared in 48 games with 10 starts for the Tulsa 66ers of the NBA Development League, averaging 8.1 points, 3.8 rebounds and 0.9 assists in 20.1 minutes per game while shooting 44.7% from the floor, 28.8% from 3-point range and 72.2% from the line.

COLLEGE CAREER: Was an early entry candidate for the 2012 NBA Draft following his junior season at Georgetown... Was All-BIG EAST honorable mention as a junior, averaging 12.8 points, 5.5 rebounds and 1.5 assists... Also averaged 1.8 3-pointers made on 43.0% shooting his final season and left school as the Hoya's all-time leader in 3-point percentage (44.0% 3FGs).

OFF THE COURT: Full name is Keith Hollis Thompson II... Native of Pasadena, California... Son of Debra Shaw and Keith Thompson... Has two older siblings, Bryan and Brandi, and two younger siblings, Courtney and Christian... Majored in Business.



#12 EVAN TURNER

★ ★ ★ ★ ★ ★ ★ ★ ★ ★

Position Guard/Forward
Height 6-7
Weight 220
Years Pro 3
From Ohio State
Born 10/27/88

CAREER HIGHS

PTS	29	at MIL 4/25/12
FG	13	at MIL 4/25/12
FGA	29	at MIL 4/25/12
3FG	4	at MIL 1/22/13
3FGA	7	at MIL 1/22/13
FT	7	2x, last at NY 2/24/13
FTA	10	vs. ORL 2/26/13
OR	5	vs. NY 4/6/11
DR	14	at NY 3/11/12
TOT	15	at NY 3/11/12
AST	9	3x, last vs. GS 3/2/13
STL	4	at GS 12/18/12
TO	6	3x, last at DEN 3/21/13
BLK	2	4x, last at MIL 4/25/12
MIN	43:28	vs. TOR 11/17/10

PLAYOFF HIGHS

PTS	19	at CHI 5/1/12
FG	8	at CHI 5/1/12
FGA	22	vs. BOS 5/18/12
3FG	3	at MIA 4/18/11
3FGA	3	at MIA 4/18/11
FT	6	2x, last vs. BOS 5/18/12
FTA	9	vs. BOS 5/18/12
OR	3	at BOS 5/26/12
DR	10	at BOS 5/21/12
TOT	10	3x, last at BOS 5/21/12
AST	6	at CHI 5/1/12
STL	4	at BOS 5/12/12
TO	5	at BOS 5/14/12
BLK	2	vs. BOS 5/16/12
MIN	41:52	at BOS 5/12/12



2012-13 SEASON NOTES / CAREER HIGHLIGHTS

- ★ Started all 82 games, averaging 13.3 points, 6.3 rebounds, 4.3 assists and 0.87 steals in 34.6 minutes per game while shooting 41.9% from the floor, 36.5% from 3-point range and 74.0% from the line.
- ★ Was one of eight players who averaged at least 13.0 points, 6.0 rebounds and 4.0 assists this past season (Durant, M. Gasol, P. Gasol, George, L. James, Pierce, Jo, Smith).
- ★ Hit the game-winning shot with 3.9 seconds remaining in overtime vs. Boston on 12/7/12.
- ★ Had 14 double-doubles this past season after having five in 2011-12 and two as a rookie in 2010-11.
- ★ Scored in double-figures in 17 consecutive games from 11/16-12/19/12, after not having a streak longer than five games prior in his career.
- ★ Scored 20+ points 17 times this past season (Sixers 11-6 mark)... scored 20+ points seven times in 2011-12 and three times as a rookie in 2010-11.
- ★ Shot 58-of-159 (36.5% 3FGs) from behind-the-arc this past season after shooting 25-of-93 (26.9% 3FGs) his first two seasons combined.
- ★ Has only missed one game in his career due to injury (vs. MIL on 1/16/12).
- ★ As a junior at Ohio State, averaged 20.4 points, 9.2 rebounds and 6.0 assists... according to STATS, became the first Division I player to average at least 20 points, 9 rebounds and 6 assists in a single season since Oscar Robertson did so in back-to-back seasons in 1958-59 and 1959-60.

TRANSACTIONS: Selected by Philadelphia with the second overall pick in the 2010 NBA Draft.

PRO CAREER: Three NBA seasons... In 225 games with 116 starts, averaging 10.1 points, 5.3 rebounds and 3.1 assists in 28.4 minutes per game while shooting 42.8% from the floor, 32.9% from 3-point range and 74.4% from the line... Has 21 double-doubles in his career... Selected to the first ever BBVA Rising Stars Challenge held during All-Star Weekend in 2012 and had 16 points (8-9 FGs), 11 rebounds and 7 assists in 29 minutes of play.

PLAYOFFS: In 18 games with 12 starts, averaging 10.3 points, 6.7 rebounds and 2.0 assists in 30.3 minutes per game while shooting 38.0% from the floor, 36.4% from 3-point range and 70.0% from the line... 2011: Appeared in all five games of Philadelphia's First Round series vs. Miami in 2011, averaging 8.0 points and 4.6 rebounds in 19.4 minutes per game while shooting 44.7% from the floor, 4-of-5 from 3-point range and 2-2 from the line... Shot 3-of-3 from 3-point range in Game 2 (4/18/11)... 2012: Appeared in all 13 games with 12 starts of Philadelphia's run to the Eastern Conference Semifinals, averaging 11.2 points, 7.5 rebounds, 2.5 assists and 0.92 steals in 34.5 minutes per game while shooting 36.4% from the floor, 0-of-6 from 3-point range and 68.8% from the line... Recorded two double-doubles.

2011-12: Second NBA Season (Philadelphia)... In 65 games with 20 starts, averaged 9.4 points, 5.8 rebounds and 2.8 assists in 26.4 minutes per game while shooting 44.6% from the floor, 22.4% from 3-point range and 67.6% from the line... Missed one game with a right quad contusion (1/16/12)... Led all guards in total rebounds... As a starter, averaged 12.7 points, 6.7 rebounds and 3.0 assists in 33.1 minutes per game... Scored 20+ points seven times and recorded five double-doubles... Selected to the first ever BBVA Rising Stars Challenge held during All-Star Weekend and had 16 points (8-9 FGs), 11 rebounds and 7 assists in 29 minutes of play...

2010-11: Rookie Season (Philadelphia)... In 78 games played with 14 starts, averaged 7.2 points, 3.9 rebounds and 2.0 assists in 23.0 minutes per game while shooting 42.5% from the floor, 31.8% from 3-point range and 80.8% from the line... In the 15 games Andre Iguodala missed, averaged 11.0 points, 5.6 rebounds and 2.4 assists in 30.5 minutes per game... Scored 20+ points three times... Recorded two double-doubles and grabbed 10+ boards three times... **SUMMER 2010:** Started all five games for the Sixers in the 2010 Orlando Summer Pro League, averaging 9.4 points, 5.6 rebounds, 2.8 assists and 1.60 steals in 27.4 minutes per game while shooting 33.3% from the floor, 25.0% from 3-point range and 19-of-19 from the line.

COLLEGE CAREER: Was an early entry candidate for the 2010 NBA Draft following his junior season at Ohio State... Swept the national player of the year honors in 2009-10, picking up the Naismith Trophy, the John R. Wooden Award along with the USBWA, Associated Press and NABC player of the year awards... Also Big Ten Player of the Year and Big Ten Tournament Most Outstanding Player... As a junior, led the Big Ten in scoring (20.4 ppg) and rebounding (9.2 rpg) while ranking second in assists (6.0 apg) and steals (1.7 spg)... According to STATS, became the first Division I player to average at least 20 points, 9 rebounds and 6 assists in a single season since Oscar Robertson did so in back-to-back seasons in 1958-59 and 1959-60... Opened the season with a triple-double against Alcorn State and posted another one four games later vs. Lipscomb, becoming the 34th player in NCAA Division I history to record multiple triple-doubles in the same season... Suffered a transverse process fracture on the second and third lumbar vertebra against Eastern Michigan on 12/5/09 but missed just six games after initially being diagnosed with a recovery time of eight weeks... In his first game back, scored a career-high tying 32 points at Purdue... Shot 51.9% from the floor as a junior and 50.2% for his career.

OFF THE COURT: Son of Iris and James Turner... Hobbies include reading, listening to music and playing golf... Represented the U.S. at the 2009 World University Games... Attended the same high school, St. Joseph's, as Hall of Famer Isiah Thomas... St. Joseph's was also featured in the documentary film Hoop Dreams.

PLAYERS



NBA REGULAR SEASON STATISTICS

SEA	TM	G	GS	MIN	FG	FGA	PCT	3P	3PA	PCT	FT	FTA	PCT	OFF	DEF	TOT	A	PF	D	ST	TO	BS	PTS	AVG
10-11	PHI	78	14	1797	225	529	.425	14	44	.318	101	125	.808	42	264	306	159	138	0	49	80	14	565	7.2
11-12	PHI	65	20	1713	263	590	.446	11	49	.224	73	108	.676	27	349	376	180	117	1	40	105	20	610	9.4
12-13	PHI	82	82	2892	441	1053	.419	58	159	.365	154	208	.740	56	461	517	354	197	1	71	187	17	1094	13.3
TOTALS		225	116	6402	929	2172	.428	83	252	.329	328	441	.744	125	1074	1199	693	452	2	160	372	51	2269	10.1

NBA PLAYOFF STATISTICS

SEA	TM	G	GS	MIN	FG	FGA	PCT	3P	3PA	PCT	FT	FTA	PCT	OFF	DEF	TOT	A	PF	D	ST	TO	BS	PTS	AVG
2011	PHI	5	0	97	17	38	.447	4	5	.800	2	2	1.000	4	19	23	4	9	0	3	0	1	40	8.0
2012	PHI	13	12	449	56	154	.364	0	6	.000	33	48	.688	14	84	98	32	36	0	12	30	6	145	11.2
TOTALS		18	12	546	73	192	.380	4	11	.364	35	50	.700	18	103	121	36	45	0	15	30	7	185	10.3



#30 ROYCE WHITE

★ ★ ★ ★ ★ ★ ★ ★ ★ ★

Position	Forward
Height	6-8
Weight	260
Years Pro	1
From	Iowa State
Born	4/10/91



PLAYERS



TRANSACTIONS: Selected by Houston with the 16th overall pick in the 2012 NBA Draft... Traded by Houston to Philadelphia along with the rights to Furkan Aldemir and additional considerations in exchange for cash considerations on 7/13/13.

PRO CAREER: Appeared in four preseason games for Houston and averaged 8.4 points, 7.2 rebounds and 3.6 assists for the Rockets entry in the 2012 NBA Summer League in Las Vegas... Was assigned to the Rio Grande Valley Vipers on 12/29/12 and appeared in 16 games with eight starts, averaging 11.4 points, 5.7 rebounds, 3.3 assists and 0.88 steals in 25.6 minutes per game while shooting 44.4% from the floor, 10.0% from 3-point range and 65.9% from the line... Started all five games for Houston in the 2013 NBA Summer League in Las Vegas, averaging 8.4 points, 7.2 rebounds and 3.6 assists in 25.4 minutes per game while shooting 47.4% from the floor and 50.0% from the line.

COLLEGE CAREER: Was an early entry candidate for the 2011 NBA Draft following his sophomore season at Iowa State... Was the only player in the nation to lead his team in scoring (13.4 ppg), rebounds (9.3 rpg), assists (5.0 apg), steals (1.2 spg) and blocks (0.9 bpg)... Earned AP Honorable Mention All-America and All-Big 12 First-Team honors while also being named Big 12 Newcomer of the Year... Was originally enrolled at Minnesota for his freshman season but left the team in December before appearing in a game.

OFF THE COURT: Born in Minneapolis... Son of Rebecca White and Keiven Tucker... Has a son, Royce II... Enjoys photography, writing and politics and is an avid reader... Can play the piano... Favorite athlete growing up was Michael Jordan... Nephew of Baseball Hall-of-Famer Dave Winfield... Named Minnesota's Mr. Basketball in 2009 after leading Hopkins High School to an undefeated 31-0 mark and a Class 4A State Championship... Has worked with NAMI, the National Alliance on Mental Illness, which is the nation's largest grassroots mental health organization.

2012-13 SEASON NOTES / CAREER HIGHLIGHTS

- ★ Was assigned to the Rio Grande Valley Vipers on 12/29/12 and appeared in 16 games with eight starts, averaging 11.4 points, 5.7 rebounds, 3.3 assists and 0.88 steals in 25.6 minutes per game while shooting 44.4% from the floor, 10.0% from 3-point range and 65.9% from the line.
- ★ Averaged 15.9 points on 50.0% shooting over his final nine games played in the D-League after averaging 5.7 ppg on 32.6% shooting his first seven games.
- ★ Appeared in four preseason games for Houston and averaged 8.4 points, 7.2 rebounds and 3.6 assists for the Rockets entry in the 2012 NBA Summer League in Las Vegas.
- ★ In his lone season of college at Iowa State in 2011-12, was the only player in the nation to lead his team in scoring (13.4 ppg), rebounds (9.3 rpg), assists (5.0 apg), steals (1.2 spg) and blocks (0.9 bpg).
- ★ Earned AP Honorable Mention All-America and All-Big 12 First-Team honors while also being named Big 12 Newcomer of the Year.

NBA REGULAR SEASON STATISTICS

SEA TM G GS MIN FG FGA PCT 3P3PA PCT FT FTA PCT OFF DEF TOT A PF D ST TO BS PTS AVG
12-13 HOU INACTIVE - COACH'S DECISION

PLAYERS



#19 RODNEY WILLIAMS



Position Guard/Forward
Height 6-7
Weight 204
Years Pro Rookie
From Minnesota/USA
Born 7/23/91

NCAA HIGHS

PTS	24	at Mid. Tenn. St. 3/21/12
FGM	9	2 times
FGA	17	2 times
3FGM	3	at Michigan St. 1/25/12
3FGA	5	at Michigan St. 1/25/12
FTM	8	at Penn State 1/15/12
FTA	11	at Penn State 1/15/12
OR	6	vs. North Florida 12/1/12
DR	9	vs. Purdue 1/8/12
TR	14	vs. Purdue 1/8/12
AST	6	vs. Northwestern 1/26/11
STL	4	3 times
TO	5	vs. W. Kentucky 11/18/10
BLK	5	vs. Appal. St. 12/6/11
MIN	41	vs. Northwestern 3/8/12



PLAYERS



TRANSACTIONS: Was not selected in the 2013 NBA Draft... Signed as a rookie free agent with Philadelphia on 9/27/13.

PRO CAREER: Started all five games for Philadelphia in the 2013 Orlando Pro Summer League, averaging 8.0 points, 1.8 assists, 1.2 rebounds and 1.4 blocks in 22.8 minutes per game while shooting 50.0% from the floor, 12.5% from 3-point range and 68.8% from the line.

COLLEGE CAREER: Played all four seasons at Minnesota, starting the final three... Averaged 10.1 points, 5.0 rebounds, 1.7 assists and 1.3 blocks as a senior... Led the Gophers in scoring as a junior with 12.2 ppg... Had 98 blocks in 71 combined games as a junior and senior... Shot 51.2% from the floor for his career.

OFF THE COURT: Son of Rodney and Shanell Williams... Has four siblings... Attended Robbinsdale Cooper Senior High School outside of Minneapolis and left as the school's all-time leading scorer.

2012-13 SEASON NOTES / CAREER HIGHLIGHTS

- ★ Started all five games for Philadelphia in the 2013 Orlando Pro Summer League, averaging 8.0 points, 1.8 assists, 1.2 rebounds and 1.4 blocks in 22.8 minutes per game while shooting 50.0% from the floor, 12.5% from 3-point range and 68.8% from the line.
- ★ Played all four seasons at Minnesota, starting the final three... averaged 10.1 points, 5.0 rebounds, 1.7 assists and 1.3 blocks as a senior... led the Gophers in scoring as a junior with 12.2 ppg.
- ★ Had 98 blocks in 71 combined games as a junior and senior.
- ★ Shot 51.2% from the floor for his collegiate career.

NCAA STATISTICS

SEA	TM	G	GS	MIN	FG	FGA	PCT	3P3PA	PCT	FT	FTA	PCT	OFF	DEF	TOT	A	PF	D	ST	TO	BS	PTS	AVG	
09-10	MIN	32	4	382	54	100	.540	10	35	286	18	33	.545	20	31	51	15	27	0	14	16	22	136	4.3
10-11	MIN	31	28	764	85	182	.467	10	47	213	31	63	.492	42	66	108	60	75	2	20	44	21	211	6.8
11-12	MIN	38	36	1213	185	328	.564	17	55	309	78	132	.591	62	150	212	66	103	3	50	59	54	465	12.2
12-13	MIN	33	33	930	126	269	.468	9	44	205	72	114	.632	74	92	166	56	81	2	26	53	44	333	10.1
TOTALS		134	101	3289	450	879	.512	46	181	.254	199	342	.582	198	339	537	197	286	7	110	172	141	1145	8.5



#8 TONY WROTEN



Position Guard
Height 6-6
Weight 210
Years Pro 1
From Washington
Born 4/13/93

CAREER HIGHS

PTS	11	vs. BKN 1/25/13
FGM	5	vs. BKN 1/25/13
FGA	13	vs. LAL 1/23/13
3FGM	2	at ORL 3/3/13
3FGA	3	2x, last at ORL 3/3/13
FTM	4	2x, last at OKC 1/31/13
FTA	4	3x, last vs. MIN 2/10/13
OR	3	2x, last vs. BKN 1/25/13
DR	3	vs. LAC 1/14/13
TR	5	2x, last vs. LAL 1/23/13
AST	5	at ORL 3/3/13
STL	2	at OKC 1/31/13
TO	4	at ORL 3/3/13
BLK	2	vs. NOH 1/27/13
MIN	25:34	vs. NO 1/27/13

PLAYOFF HIGHS

PTS	4	at LAC 4/20/13
FGM	1	2x, last at OKC 5/7/13
FGA	4	at SA 5/21/13
3FGM	--	
3FGA	1	2x, last 5/21/13
FTM	2	vs. LAC 4/27/13
FTA	2	vs. LAC 4/27/13
OR	1	at SA 5/21/13
DR	2	vs. LAC 4/27/13
TR	2	vs. LAC 4/27/13
AST	1	2x, last at OKC 5/7/13
STL	1	at OKC 5/7/13
TO	1	2x, last at OKC 5/7/13
BLK	--	
MIN	5:41	at OKC 5/7/13



PLAYERS



TRANSACTIONS: Selected by Memphis with the 25th overall pick in the 2012 NBA Draft... Traded to Philadelphia in exchange for future draft considerations on 8/22/13.

PRO CAREER: In 35 games, averaging 2.6 points and 1.2 assists in 7.8 minutes per game while shooting 38.4% from the floor, 25.0% from 3-point range and 72.4% from the line.

COLLEGE CAREER: Was an early entry candidate for the 2012 NBA Draft following his freshman season at Washington... Became the first freshman in school history to earn First Team All-Conference honors after averaging 16.0 points, 5.0 rebounds 3.7 assists and 1.9 steals... Also named Pac-12 Freshman of the Year after setting numerous freshman school marks, including most points (559), assists (130) and steals (66)... Scored in double-figures in 29 of 35 games, including 20+ 12 times with a high of 29 points vs. Oregon State University in the Pac-12 Tournament... Averaged a team-high 7.5 free throw attempts.

OFF THE COURT: Native of Seattle... Father, Tony, played football at Washington and mother, Shirley, ran track at Washington and Arizona State... Aunt, Joyce Walker, was a two-time All-American at Louisiana State and played for the Harlem Globetrotters... Cousin, Nate Robinson, plays for the Denver Nuggets... Was a member of the 2009-10 USA Basketball Men's Developmental National Team... Played in the Jordan Brand Classic and the NIKE Hoops Summit... Had to sit out his junior season due to an ACL injury suffered during a football game.

2012-13 SEASON NOTES / CAREER HIGHLIGHTS

- ★ In 35 games, averaged 2.6 points and 1.2 assists in 7.8 minutes per game while shooting 38.4% from the floor, 25.0% from 3-point range and 72.4% from the line.
- ★ Recorded 27 DNP-CD's, missed four games due to personal reasons (11/17-11/26/12) and three games with migraines (12/22/12, 3/16/13 and 4/3/13).
- ★ Played 10+ minutes nine times (Grizzlies 7-2 mark), averaging 6.4 points, 2.9 assists and 2.3 rebounds in 16.6 minutes per game.
- ★ Was assigned to the Reno Bighorns of the NBA Development League several times, appearing in a total of 11 games while averaging 17.0 points, 3.6 assists, 2.6 rebounds and 1.36 steals in 26.5 minutes per game.
- ★ Over his final six D-League games played, averaged 21.7 points on 46.5% shooting while hitting 12 3-pointers after averaging just 12.0 ppg on 33.3% shooting with just 3 3FGM his first five games... scored 20+ points six times, including a season-high 30 in the season finale vs. Canton on 4/6/13.
- ★ In his only season at the University of Washington, averaged 16.0 points, 5.0 rebounds, 3.7 assists and 1.9 steals... became first freshman in school history to earn First Team All-Conference honors... also named Pac-12 Freshman of the Year.
- ★ Father, Tony, played football at Washington and mother, Shirley, ran track at Washington and Arizona State... Aunt, Joyce Walker, was a two-time All-American at Louisiana State and played for the Harlem Globetrotters... cousin is Nate Robinson.

NBA REGULAR SEASON STATISTICS

SEA	TM	G	GS	MIN	FG	FGA	PCT	3P3PA	PCT	FT	FTA	PCT	OFF	DEF	TOT	A	PF	D	ST	TO	BS	PTS	AVG	
12-13	MEM	35	0	272	33	86	.384	4	16	.250	21	29	.724	13	15	28	43	34	0	8	29	4	91	2.6

NBA PLAYOFF STATISTICS

SEA	TM	G	GS	MIN	FG	FGA	PCT	3P3PA	PCT	FT	FTA	PCT	OFF	DEF	TOT	A	PF	D	ST	TO	BS	PTS	AVG	
2013	MEM	6	0	17	2	11	.182	0	2	.000	4	4	1.000	1	3	4	2	1	0	1	2	0	8	1.3



#11 KHALIF WYATT



Position Guard
Height 6-4
Weight 205
Years Pro Rookie
From Temple
Born 6/10/91

NCAA HIGHS

PTS	35	vs. Duquesne 2/14/13
FGM	12	vs. Indiana 3/24/13
FGA	24	2 times
3FGM	7	7 at St. Joseph's 2/2/13
3FGA	14	at Saint Joseph's 2/2/13
FTM	17	vs. Mass. 2/29/12
FTA	18	vs. Mass. 2/29/12
OR	3	3 times
DR	8	at Fordham 3/6/13
TR	11	at Fordham 3/6/13
AST	8	2 times
STL	6	vs. Duquesne 2/14/13
TO	6	2 times
BLK	2	3 times
MIN	41	2 times



PLAYERS



TRANSACTIONS: Was not selected in the 2013 NBA Draft... Signed as a rookie free agent with Philadelphia on 9/27/13.

PRO CAREER: Appeared in five games with one start for Philadelphia in the 2013 Orlando Pro Summer League, averaging a team-high 13.8 points, 3.2 assists, 1.2 rebounds and 1.6 steals in just 19.2 minutes per game while shooting 46.8% from the floor, 42.9% from 3-point range and 76.0% from the line.

COLLEGE CAREER: Played all four seasons at Temple and was named Atlantic 10 Player of the Year as a senior after earning Second Team All-Atlantic 10 Conference honors as a junior and being named Atlantic 10 Sixth Man of the Year as a sophomore... Averaged 0.5 points as a freshman, 10.1 ppg as a sophomore, 17.1 ppg as a junior and a team-high 20.5 ppg as a senior... Also averaged 4.0 assists, 2.9 rebounds, 1.7 steals, 2.2 3-pointers made and 7.2 free throw attempts as a senior... As a senior, scored in double-figures in 30 of his 34 games played, including 20+ points 18 times and 30+ seven times.

OFF THE COURT: First name is pronounced: Kah-LEAF... Born in Norristown, Pa. and attended Norristown High School... Led his team to the PIAA Class AAAA District title game as a junior and a senior, winning the championship his final season.

2012-13 SEASON NOTES / CAREER HIGHLIGHTS

- ★ Appeared in five games with one start for Philadelphia in the 2013 Orlando Pro Summer League, averaging a team-high 13.8 points, 3.2 assists, 1.2 rebounds and 1.6 steals in just 19.2 minutes per game while shooting 46.8% from the floor, 42.9% from 3-point range and 76.0% from the line.
- ★ Played all four seasons at Temple and was named Atlantic 10 Player of the Year as a senior after earning Second Team All-Atlantic 10 Conference honors as a junior and being named Atlantic 10 Sixth Man of the Year as a sophomore.
- ★ Averaged 0.5 points as a freshman, 10.1 ppg as a sophomore, 17.1 ppg as a junior and a team-high 20.5 ppg as a senior... also averaged 4.0 assists, 2.9 rebounds, 1.7 steals, 2.2 3-pointers made and 7.2 free throw attempts as a senior.
- ★ As a senior, scored in double-figures in 30 of his 34 games played, including 20+ points 18 times and 30+ seven times.

NCAA STATISTICS

SEA	TM	G	GS	MIN	FG	FGA	PCT	3P3PA	PCT	FT	FTA	PCT	OFF	DEF	TOT	A	PF	D	ST	TO	BS	PTS	AVG	
09-10	TEM	10	0	19	2	11	.182	1	4	250	0	0	--	1	1	2	0	2	0	0	1	0	5	0.5
10-11	TEM	34	5	704	109	233	.468	48	114	421	77	101	.762	17	58	75	57	50	2	45	44	7	343	10.1
11-12	TEM	31	28	1022	162	338	.479	53	140	379	154	180	.856	22	76	98	103	80	0	69	76	13	531	17.1
12-13	TEM	34	34	1136	209	501	.417	75	237	316	204	244	.836	14	84	98	135	75	1	58	106	7	697	20.5
TOTALS		109	67	2881	482	1083	.445	177	495	.358	435	525	.829	54	219	273	295	207	3	172	227	27	1576	14.5



#21 THADDEUS YOUNG



Position Forward
Height 6-8
Weight 220
Years Pro 6
From Georgia Tech
Born 6/21/88

CAREER HIGHS

PTS	32	at TOR 3/7/10
FG	14	2x, last vs. ATL 4/10/13
FGA	24	vs. TOR 1/8/10
3FG	4	at ATL 11/1/08
3FGA	8	at CLE 11/21/09
FT	11	vs. MIN 3/25/09
FTA	14	vs. MIN 3/25/09
OR	8	2x, last vs. BOS 12/7/12
DR	11	vs. GS 3/2/13
TOT	16	vs. GS 3/2/13
AST	5	4x, last vs. POR 3/18/13
STL	5	6x, last at ORL 3/10/13
TO	6	at ATL 3/3/10
BLK	4	5x, last at MEM 12/26/12
MIN	46:21	at CLE 11/21/09

PLAYOFF HIGHS

PTS	22	vs. BOS 5/16/12
FG	10	vs. BOS 5/16/12
FGA	20	2x, last at MIA 4/18/11
3FG	3	vs. ORL 4/26/09
3FGA	4	vs. ORL 4/26/09
FT	4	5x, last vs. BOS 5/18/12
FTA	6	2x, last vs. BOS 5/18/12
OR	8	at MIA 4/16/11
DR	8	at BOS 5/26/12
TOT	11	2x, last vs. CHI 5/4/12
AST	3	4x, last vs. BOS 5/18/12
STL	3	at ORL 4/22/09
TO	4	at BOS 5/21/12
BLK	2	vs. CHI 5/10/12
MIN	43:25	vs. ORL 4/26/09



PLAYERS



TRANSACTIONS: Selected with the 12th overall pick in the 2007 NBA Draft by Philadelphia... Re-signed with the Sixers on 12/10/11.

PRO CAREER: Six NBA seasons... In 437 games with 216 starts, averaging 13.0 points, 5.4 rebounds, 1.2 assists and 1.24 steals in 29.3 minutes per game while shooting 51.2% from the floor, 33.2% from 3-point range and 69.7% from the line... Named to the NBA T-Mobile All-Rookie Second Team in 2007-08... Selected to the 2009 T-Mobile Rookie Challenge and Youth Jam during All-Star Weekend... Finished third in voting for the Kia Sixth Man of the Year Award in 2010-11.

PLAYOFFS: In 30 games with 12 starts, averaging 9.7 points, 5.0 rebounds, 1.0 assists and 0.80 steals in 26.4 minutes per game while shooting 43.9% from the floor, 33.3% from 3-point range and 73.0% from the line... 2008: Started all six games for the Sixers in their First Round series vs. Detroit... Averaged 10.2 points, 4.5 rebounds and 1.17 steals in 26.7 minutes per game, while shooting 48.0% from the floor and 85.7% from the line... Recorded more offensive rebounds (15) than defensive (12)... Had 15 points and 9 rebounds in Game 4 (4/27/08)... 2009: Started all six games for the Sixers in their First Round series vs. Detroit... Averaged 12.0 points, 4.5 rebounds, 1.3 assists and 1.00 steals in 38.2 minutes per game... Shot 44.9% from the floor, 41.7% from 3-point range and 83.3% from the line... Scored 20 points in Game 2 at Orlando (4/22/09) ... 2011: Appeared in all five games of Philadelphia's First Round series vs. Miami, averaging 11.4 points and 5.8 rebounds in 25.4 minutes per game while shooting 41.7% from the floor, 0-of-1 from 3-point range and 58.3% from the line... Had 20 points and 11 rebounds, including 8 offensive, in Game 1 (4/16/11) 2012: Appeared in all 13 games of Philadelphia's run to the Eastern Conference Semifinals, averaging 7.7 points, 5.2 rebounds and 1.2 assists in 21.3 minutes per game while shooting 42.9% from the floor and 71.0% from the line.

2011-12: Fifth NBA season (Philadelphia)... In 63 games with one start, averaged 12.8 points, 5.2 rebounds, 1.2 assists and 1.02 steals in 27.9 minutes per game while shooting 50.7% from the floor, 1-of-4 from 3-point range and 77.1% from the line... Missed one game with an upper respiratory tract infection (3/7/12) and sat out the final two games for rest... Ranked 16th in the NBA in field goal percentage... Scored 20+ points seven times and recorded one double-double... Led all NBA reserves in offensive rebounds... Had 64 steals with 55 turnovers and would have ranked eighth in the NBA in steal-to-turnover ratio (1.16) had he qualified... Had the fifth-highest point/rebound/assist total of any reserve.

2010-11: Fourth NBA season (Philadelphia)... Played all 82 games with one start, averaging 12.7 points, 5.3 rebounds, 1.0 assists and 1.10 steals in 26.0 minutes per game while shooting 54.1% from the floor, 27.3% from 3-point range and 70.7% from the line... Scored 20+ points 15 times (Sixers 12-3 mark)... Ranked ninth in the NBA in field goal percentage... Recorded two double-doubles (vs. CLE on 12/7/10, vs. WAS on 2/23/11)... Had the highest point/rebound/assist total of any reserve and the second-most offensive rebounds... Ranked tied for 16th in the NBA in steals per turnover (0.91).

2009-10: Third NBA season (Philadelphia)... In 67 games with 45 starts, averaged 13.8 points, a career-high 5.2 rebounds,

2012-13 SEASON NOTES / CAREER HIGHLIGHTS

- ★ In 76 games [all starts], averaged 14.8 points, 7.5 rebounds, 1.6 assists and 1.75 steals in 34.6 minutes per game while shooting 53.1% from the floor, 12.5% from 3-point range and 57.4% from the line.
- ★ Suffered a left hamstring strain in the second quarter vs. Orlando on 2/4/13 and missed six games (Sixers 1-5 mark).
- ★ Started all 75 of his games played this past season after starting a total of two games the previous two seasons.
- ★ Had 21 double-doubles this past season after having just one in 2011-12.
- ★ Scored 20+ points 12 times this past season.
- ★ Had 29 points and 15 rebounds vs. Oklahoma City on 11/25/12... became just the fifth Sixer since Charles Barkley to have 29+ points and 15+ boards in the same game (Elton Brand, Chris Webber, Derrick Coleman and Clarence Weatherspoon).
- ★ Recorded 20+ points and 14+ rebounds in the same game four times this past season, the most by a Sixer in a single season since Chris Webber accomplished the feat seven times in 2005-06.
- ★ Had more steals (133) than turnovers (90) this past season and ranks fifth in steal-to-turnover ratio (1.48).
- ★ Ranked 10th in the NBA in steals (1.75 spg) in 2012-13 and recorded 3+ steals 20 times.
- ★ Shot 53.0% from the floor this past season (14th in NBA)... has the 16th highest career FG% (.512) among active players.

a career-high 1.4 assists and 1.21 steals in 32.0 minutes per game while shooting 47.0% from the floor, 34.8% from 3-point range and 69.1% from the line... Missed the final 15 games of the season with a right thumb fracture after playing in each of the first 67 games... Shot 53.1% from the floor over his final 19 games played... Had six double-doubles... Scored 20+ points 14 times, including a career-high 32 points at Toronto on 3/7/10.

2008-09: Second NBA season (Philadelphia)... In 75 games with 71 starts, averaged a career-high 15.3 points, 5.0 rebounds, 1.1 assists and 1.33 steals in 34.4 minutes per game while shooting 49.5% from the floor, 34.1 from 3-point range and 73.5% from the line... Suffered a right ankle sprain and a bone bruise in the first quarter vs. Atlanta on 3/31/09 and missed seven games after playing the first 73 games... Scored a Sixers season-high tying 31 points in the final game at the Spectrum vs. Chicago on 3/13/09... Scored 20+ points in seven straight games from 3/18-3/29/09... Over his final 19 games played, averaged 20.3 points on 54.3% shooting... Scored 20+ points 20 times (Sixers 13-7 mark)... Hit 56 3-pointers after having just 4 3FGM as a rookie... Recorded two double-doubles (11/14/08 at IND and 1/17/09 at NY).





2007-08: Rookie NBA season (Philadelphia)... In 74 games played, averaged 8.2 points, 4.2 rebounds and 0.99 steals in 21.0 minutes per game... Shot 53.9% from the floor, 31.6% from 3-point range and 73.8% from the line... Started 22 of the final 38 games after coming off the bench his first 36 games played... As a starter, averaged 10.6 points and 5.0 rebounds in 29.2 minutes per game... Named to the NBA T-Mobile All-Rookie Second Team... Scored 10+ points 28 times over the final 50 games (10.3 ppg) after doing so twice his first 24 games played (3.8 ppg)... Had 73 steals to 64 turnovers... Over the final 31 games, averaged 1.39 spg... Ranked second among rookie qualifiers in steals... Had the highest field goal percentage of any rookie qualifier and would have ranked tied for 10th in the NBA in FG% if he qualified... Was the second youngest player in the league to Seattle's Kevin Durant... **SUMMER 2007:** Played a total of 10 games in the 2007 NBA Summer League in Las Vegas and the Rocky Mountain Revue, averaging 11.3 points (36.6% FGs, 40.0% 3FGs, 61.1% FTs), 4.9 rebounds, 1.6 assists and 1.60 steals

COLLEGE CAREER: Started all 31 games for Georgia Tech his freshman season, scoring a team-high tying 14.4 points per game while adding averages of 4.9 rebounds, 2.0 assists and 1.29 steals in 29.6 minutes per game... Shot 47.8% from the floor, 41.9% from 3-point range and 74.3% from the line... Knocked down 39 three-pointers, including four games with three or more 3FGM... Almost had as many offensive rebounds (72) as defensive (79)... Recorded four point-rebound double-doubles... Scored 20+ points six times, including a career-high 30 in a double-overtime game vs. Wake Forest in the First Round of the ACC Tournament... In the five games leading up to the NCAA Tournament, averaged 19.4 points on 50.0% shooting.

OFF THE COURT: Full name is Thaddeus Charles Young... Son of Lula Hall and Felton Young... His father played basketball at Jacksonville University from 1976-78 and was drafted by the NBA's Buffalo Braves... Attended Mitchell High School in Memphis and was a McDonald's All-America selection... Was a three-time All-State selection... As a senior, averaged 26.9 points, 13.8 rebounds, 4.1 assists, 4.3 steals and 3.6 blocks while leading Mitchell High School to the Class AA State Championship Game... Was a member of the National Honors Society in high school... Allowed fans to select his Sixers jersey number via an online poll in July of 2007.

NBA REGULAR SEASON STATISTICS

SEA	TM	G	GS	MIN	FG	FGA	PCT	3P	3PA	PCT	FT	FTA	PCT	OFF	DEF	TOT	A	PF	D	ST	TO	BS	PTS	AVG
07-08	PHI	74	22	1554	264	490	.539	6	19	.316	76	103	.738	120	192	312	58	126	1	73	64	8	610	8.2
08-09	PHI	75	71	2577	475	960	.495	56	164	.341	139	189	.735	139	238	377	86	165	0	100	118	23	1145	15.3
09-10	PHI	67	45	2145	382	813	.470	48	138	.348	114	165	.691	130	220	350	97	133	0	81	126	15	926	13.8
10-11	PHI	82	1	2135	458	847	.541	6	22	.273	123	174	.707	153	281	434	82	170	0	90	99	26	1045	12.7
11-12	PHI	63	1	1755	348	687	.507	1	4	.250	111	144	.771	137	188	325	74	127	3	64	55	41	808	12.8
12-13	PHI	76	76	2629	509	958	.531	1	8	.125	108	188	.574	182	389	571	125	191	1	133	90	55	1127	14.8
TOTALS		437	216	12795	2436	4755	.512	118	355	.332	671	963	.697	861	1508	2369	522	912	5	541	552	168	5661	13.0

NBA PLAYOFF STATISTICS

SEA	TM	G	GS	MIN	FG	FGA	PCT	3P	3PA	PCT	FT	FTA	PCT	OFF	DEF	TOT	A	PF	D	ST	TO	BS	PTS	AVG
2008	PHI	6	6	160	24	50	.480	1	5	.200	12	14	.857	15	12	27	4	7	0	7	4	0	61	10.2
2009	PHI	6	6	229	31	69	.449	5	12	.417	5	6	.833	9	18	27	8	17	0	6	8	1	72	12.0
2011	PHI	5	0	127	25	60	.417	0	1	.000	7	12	.583	17	12	29	4	13	0	4	7	1	57	11.4
2012	PHI	13	0	277	39	91	.429	0	0	---	22	31	.710	25	43	68	15	25	0	7	15	7	100	7.7
TOTALS		30	12	793	119	271	.439	6	18	.333	46	63	.730	66	85	151	31	62	0	24	34	9	290	9.7

PLAYERS



PLAYERS IN THE SYSTEM

FURKAN ALDEMIR

Position	Forward
Height	6-10
Weight	230
From	Turkey
Born	8/9/91

- ★ Originally the 53rd overall pick in the 2012 NBA Draft by the L.A. Clippers... rights were traded to Houston on draft night as part of a four-team deal which also involved Dallas and Utah.
- ★ Rights were acquired by Philadelphia along with Royce White and additional consideration from Houston in exchange for future draft considerations on 7/13/13.
- ★ Native of Turkey has been playing professionally since 2007-08, most recently for Galatasaray Medical Park, the reigning champions of the Turkish Basketball League.
- ★ In 2012-13, averaged 5.1 points and 6.9 rebounds while shooting 69% from the floor in 40 Turkish Basketball League games... grabbed double-digits boards 11 times.
- ★ In 2011-12, averaged 8.3 points and 6.7 rebounds in 30 games with Galatasaray Medical Park.
- ★ Selected to the 2010 Turkish All-Star Game and led the Turkish League in blocks (1.4 bpg) in 2009-10.
- ★ Competed for the Turkish Junior National Team in 2010 and 2011 European U-20 Championship, earning All-Tournament honors in 2011.
- ★ Name is pronounced four-KAHN ahl-DEE-meer

ARSALAN KAZEMI

Position	Forward
Height	6-8
Weight	226
From	Oregon/Iran
Born	4/22/90

- ★ Selected by Washington with the 54th overall pick in the 2013 NBA Draft... rights were traded to Philadelphia along with the rights to the 38th overall pick, Nate Wolters, in exchange for the rights to the 35th overall pick, Glen Rice, Jr. on 6/27/13.
- ★ Appeared in all five games with three starts for Philadelphia in the 2013 Orlando Pro Summer League, averaging 4.6 points, 4.6 rebounds, 1.2 assists and 20.8 minutes per game while shooting 75.0% from the floor and 50.0% from the line.
- ★ Played his first three collegiate seasons at Rice before transferring to Oregon... as a senior at Oregon, averaged 9.4 points, 10.0 rebounds, 1.4 assists and 2.0 steals en route to earning Honorable Mention All-Pac-12 honors and became first Duck to ever be named to Pac-12 All-Defensive Team.
- ★ Averaged a double-double for his college career while shooting 55.9% from the floor and recorded nearly as many steals (225) as turnovers (232).
- ★ First Iranian-born player to compete in NCAA Division I men's basketball and the first to be drafted into the NBA.
- ★ Helped Iran to an 8-1 record at the FIBA Asia Championship in 2011... also competed for Iran in the 2010 FIBA World Championships... was captain of Iran's Under-19 team which played in the 2009 FIBA World Championship.
- ★ Name is pronounced are-suh-lan kah-ZEE-me... son of Yousef and Roya Kazemi... majored in Sociology.





PHILADELPHIA 76ERS 2013 PRESEASON ROSTER

NUMERICAL ROSTER

NO.	NAME	POS	HT	WT	DOB	PRIOR TO NBA/HOME COUNTRY	YEARS PRO
00	Spencer Hawes	C	7-1	245	4/28/88	Washington/USA	6
1	Michael Carter-Williams	G	6-6	185	10/10/91	Syracuse/USA	R
4	Nerlens Noel	C	6-11	228	4/10/94	Kentucky/USA	R
5	Arnett Moultrie	F	6-10	240	11/18/90	Mississippi State/USA	1
7	Darius Morris	G	6-4	195	1/3/91	Michigan/USA	2
8	Tony Wroten	G	6-6	205	4/13/93	Washington/USA	1
9	James Anderson	G	6-6	210	3/25/89	Oklahoma State/USA	3
11	Khalif Wyatt	G	6-4	205	6/10/91	Temple/USA	R
12	Evan Turner	G-F	6-7	216	10/27/88	Ohio State/USA	3
16	Mac Koshwal	F-C	6-10	255	10/19/87	DePaul/Sudan	R
17	Vander Blue	G	6-4	200	7/17/92	Marquette/USA	R
19	Rodney Williams	G-F	6-7	205	7/23/91	Minnesota/USA	R
21	Thaddeus Young	F	6-8	230	6/21/88	Georgia Tech/USA	6
23	Jason Richardson	G	6-6	225	1/20/81	Michigan State/USA	12
30	Royce White	F	6-8	260	4/10/91	Iowa State/USA	1
31	Hollis Thompson	G-F	6-8	206	4/3/91	Georgetown/USA	R
40	Gani Lawal	F	6-9	234	11/7/88	Georgia Tech/USA	1
50	Lavoy Allen	F-C	6-9	255	2/4/89	Temple/USA	2
54	Kwame Brown	C	6-11	290	3/10/82	Glynn Academy HS (GA)/USA	12

COACHING STAFF

HEAD COACH:

Brett Brown (College - Boston University)

ASSISTANT COACHES:

Chad Iske (College - Kansas)

Lloyd Pierce (College - Santa Clara)

ASSISTANT COACHES:

Greg Foster (College - Texas-El Paso)

Billy Lange (College - Rowan)



YEAR IN REVIEW





TOP ROW L-R: Dorell Wright, Lavoy Allen, Spencer Hawes, Kwame Brown, Arnett Moultrie, Thaddeus Young, Damien Wilkins
 BOTTOM ROW L-R: Evan Turner, Royal Ivey, Justin Holiday, Jrue Holiday, Nick Young, Charles Jenkins
 NOT PICTURED: Andrew Bynum, Jason Richardson

SIXERS 2012-13 SEASON STATISTICS

PLAYER	G-GS	MIN	FG-A	FG%	3P-A	3P%	FT-A	FT%	OFF	DEF	TOT	AST	PF-DQ	STL	TO	BLK	PTS	AVG
Jr. Holiday	78-78	2926	555-1288	.431	91-247	.368	182-242	.752	89	240	329	625	170-2	123	292	32	1383	17.7
T. Young	76-76	2629	509-958	.531	1-8	.125	108-188	.574	182	389	571	125	191-1	133	90	55	1127	14.8
Turner	82-82	2892	441-1053	.419	58-159	.365	154-208	.740	56	461	517	354	197-1	71	187	17	1094	13.3
Hawes	82-40	2233	376-811	.464	31-87	.356	122-157	.777	173	417	590	183	233-1	24	131	113	905	11.0
N. Young	59-17	1411	224-542	.413	75-210	.357	105-128	.820	24	106	130	84	84-0	36	50	14	628	10.6
Richardson	33-33	936	135-336	.402	57-167	.341	20-33	.606	19	108	127	51	57-0	40	26	15	347	10.5
Wright	79-8	1783	237-599	.396	135-361	.374	120-141	.851	42	260	302	150	98-0	62	64	35	729	9.2
Pargo	14-0	208	24-63	.381	7-17	.412	14-21	.667	1	16	17	28	14-0	1	13	0	69	4.9
Wilkins	61-21	1095	145-316	.459	17-51	.333	81-109	.743	32	73	105	91	98-0	37	49	18	388	6.4
Allen	79-37	1669	206-454	.454	0-1	.000	43-60	.717	159	236	395	73	180-1	24	55	55	455	5.8
Ju. Holiday	9-0	142	16-48	.333	4-16	.250	6-8	.750	0	14	14	15	7-0	3	9	6	42	4.7
Moultrie	47-0	542	78-134	.582	0-0	---	18-28	.643	76	69	145	10	43-0	17	19	10	174	3.7
Ivey	53-5	698	62-144	.431	37-88	.420	9-16	.563	16	41	57	32	73-0	23	20	3	170	3.2
Wayns	21-1	165	19-72	.264	5-25	.200	13-15	.867	1	4	5	20	18-0	3	13	0	56	2.7
Jenkins	12-1	150	14-38	.368	0-0	---	2-4	.500	3	8	11	16	4-0	6	2	1	30	2.5
Brown	22-11	269	17-37	.459	0-0	---	7-19	.368	23	51	74	9	37-0	6	8	10	41	1.9
Mack	4-0	7	1-2	.500	0-1	.000	0-0	---	0	0	0	1	1-0	0	2	0	2	0.5
76ERS	82	19755	3059-6895	.444	518-1438	.360	1004-1377	.729	896	2493	3389	1867	1505-6	609	1070	384	7640	93.2
OPPONENTS	82	19755	3017-6643	.454	549-1574	.349	1331-1752	.760	903	2704	3607	1870	1331-4	590	1175	396	7914	96.5

SEASON-HIGHS

PLAYER	MIN	REB	AST	STL	TO	BLK	PTS
Jr. Holiday	46	10	15	5	8	2	35
T. Young	45	16	5	5	4	29	
Turner	45	13	9	4	6	1	27
Hawes	41	17	8	3	4	7	24
N. Young	41	6	5	4	4	2	30
Richardson	42	9	7	5	2	3	22
Wright	40	9	9	4	5	3	28
Pargo	31	4	6	1	3	0	14
Wilkins	40	9	6	4	4	3	24
Allen	41	22	4	2	3	4	20
Ju. Holiday	28	4	3	2	3	2	11
Moultrie	29	12	2	2	3	2	14
Ivey	37	6	5	3	3	1	17
Wayns	21	1	9	2	2	0	10
Jenkins	29	2	5	2	1	1	7
Brown	24	8	2	1	2	3	6
Mack	3	0	1	0	1	0	2
76ERS	265	60	31	14	23	14	117
OPPONENTS	265	67	34	14	24	15	125

AVERAGE PER GAME

MIN	REB	AST	STL	TO	BLK	PTS
37.5	4.2	8.0	1.58	3.7	0.41	17.7
34.6	7.5	1.6	1.75	1.2	0.72	14.8
35.3	6.3	4.3	0.87	2.3	0.21	13.3
27.2	7.2	2.2	0.29	1.6	1.38	11.0
23.9	2.2	1.4	0.61	0.8	0.24	10.6
28.4	3.8	1.5	1.21	0.8	0.45	10.5
22.6	3.8	1.9	0.78	0.8	0.44	9.2
14.9	1.2	2.0	0.07	0.9	0.00	4.9
18.0	1.7	1.5	0.61	0.8	0.30	6.4
21.1	5.0	0.9	0.30	0.7	0.70	5.8
15.8	1.6	1.7	0.33	1.0	0.67	4.7
11.5	3.1	0.2	0.36	0.4	0.21	3.7
13.2	1.1	0.6	0.43	0.4	0.06	3.2
7.9	0.2	1.0	0.14	0.6	0.00	2.7
12.5	0.9	1.3	0.50	0.2	0.08	2.5
12.2	3.4	0.4	0.27	0.4	0.45	1.9
1.8	0.0	0.3	0.00	0.5	0.00	0.5
240.9	41.3	22.8	7.43	13.0	4.68	93.2
240.9	44.0	22.8	7.20	14.3	4.83	96.5

CAREER-HIGHS

FG	FGA	FT	FTA	REB	AST	PTS
16C	28C	7T	9T	10T	15C	35C
14T	24	11	14	16C	5T	32
13	29	7T	10C	15	9C	29
12	20	8C	8T	17C	9	30
14	33	11	12	9	6	43
18	32	12	14	14	8	44
14	24	10	12	18	9T	34
15	20	12	13	13	8	41
9C	16C	4C	4C	22C	5	20C
3C	9C	4C	4C	4C	3C	11C
7C	11C	3C	5C	12C	2C	14C
8	16	6	7	8	8	19
3T	8C	4C	4C	1T	9C	10C
12	16	9	12	19	7	30
6	11	7	10	6	9	14
69	140	59	86	97	45	163
64	148	57	74	108	44	154

YEAR IN REVIEW



SIXERS 2012-13 GAME-BY-GAME RESULTS

DATE	OPPONENT	W/L	TEAM/OPP	HOME	ROAD	TOTAL	76ERS HIGH SCORING	OPPONENT SCORING	ATTEN.
Oct 31	DENVER	W	84- 75	1-0	0-0	1-0	Hawes-16	Lawson-16	19,101
Nov 4	@New York	L	84-100	1-0	0-1	1-1	Jr. Holiday-27	Anthony-27	19,033
Nov 5	NEW YORK	L	88-110	1-1	0-1	1-2	Jr. Holiday-17	Anthony-21	15,783
Nov 7	@New Orleans	W	77- 62	1-1	1-1	2-2	Jr. Holiday/Turner-14	Aminu-10	12,988
Nov 9	@Boston	W	106-100	1-1	2-1	3-2	Turner-25	Pierce-24	18,624
Nov 10	@Toronto	W	93- 83	1-1	3-1	4-2	Jr. Holiday/N. Young/T. Young-16	Bargnani-23	19,800
Nov 12	MILWAUKEE	L	96-105	1-2	3-1	4-3	Jr. Holiday-25	Jennings-33	15,086
Nov 14	DETROIT	L	76- 94	1-3	3-1	4-4	Allen-14	Monroe-19	11,879
Nov 16	UTAH	L	99- 93	2-3	3-1	5-4	Jr. Holiday-26	Millspaugh-22	15,851
Nov 18	CLEVELAND	W	86- 79	3-3	3-1	6-4	Turner-19	Cee-17	15,021
Nov 20	TORONTO	W	106- 98	4-3	3-1	7-4	N. Young-23	DeRozan-24	13,965
Nov 21	@Cleveland	L	83- 92	4-3	3-2	7-5	Jr. Holiday/Richardson-16	Pargo-28	16,743
Nov 24	OKLAHOMA CITY	L	109-116(OT)	4-4	3-2	7-6	T. Young-29	Durant-37	19,611
Nov 25	PHOENIX	W	104-101	5-4	3-2	8-6	Jr. Holiday-33	Beasley-21	14,518
Nov 27	DALLAS	W	100- 98	6-4	3-2	9-6	Turner-22	Kaman-20	15,107
Nov 30	@Charlotte	W	104- 98	6-4	4-2	10-6	Turner-25	Cordon-19	13,202
Dec 1	@Chicago	L	88- 93	6-4	4-3	10-7	Jr. Holiday-23	Deng-25	21,607
Dec 4	MINNESOTA	L	88-105	6-5	4-3	10-8	Turner-19	Shved-17	13,986
Dec 7	BOSTON	W	95- 94(OT)	7-5	4-3	11-8	Turner-26	Pierce-27	17,921
Dec 8	@Boston	L	79- 92	7-5	4-4	11-9	T. Young-22	Carnett-19	18,624
Dec 10	DETROIT	W	104- 97	8-5	4-4	12-9	Jr. Holiday-25	Knight/Monroe-22	15,225
Dec 12	CHICAGO	L	89- 96	8-6	4-4	12-10	Jr. Holiday-26	Noah-21	15,738
Dec 14	@Indiana	L	85- 95	8-6	4-5	12-11	Turner-22	George-28	13,538
Dec 16	L.A. LAKERS	L	98-111	8-7	4-5	12-12	N. Young-30	Bryant-34	20,338
Dec 18	@Dallas	L	100-107	8-7	4-6	12-13	Wright-25	Mayo-26	20,162
Dec 19	@Houston	L	103-125	8-7	4-7	12-14	N. Young-21	Harden-33	15,266
Dec 21	ATLANTA	W	99- 80	9-7	4-7	13-14	Turner-21	Smith-17	18,061
Dec 23	@Brooklyn	L	92- 95	9-7	4-8	13-15	Jr. Holiday-24	J. Johnson-22	17,732
Dec 26	@Memphis	W	99- 89	9-7	5-8	14-15	Wright-28	Randolph-23	16,055
Dec 28	@Golden State	L	89- 96	9-7	5-9	14-16	Jr. Holiday-21	Lee-25	19,596
Dec 29	@Portland	L	85- 89	9-7	5-10	14-17	Jr. Holiday-29	Batum-22	20,569
Jan 1	@L.A. Lakers	W	103- 99	9-7	6-10	15-17	Jr. Holiday-26	Bryant-36	18,997
Jan 2	@Phoenix	L	89- 95	9-7	6-11	15-18	Jr. Holiday-16	Scout-21	16,034
Jan 4	@Oklahoma Cit	L	85-109	9-7	6-12	15-19	N. Young-21	Westbrook-27	18,203
Jan 5	@San Antonio	L	86-109	9-7	6-13	15-20	Hawes-22	Parker-20	18,581
Jan 8	BROOKLYN	L	89-109	9-8	6-13	15-21	Jr. Holiday-19	D. Williams-22	16,167
Jan 9	@Toronto	L	72- 90	9-8	6-14	15-22	Jr. Holiday/T. Young-16	DeRozan/Johnson-19	15,629
Jan 12	HOUSTON	W	107-100	10-8	6-14	16-22	Jr. Holiday-30	Harden-29	17,329
Jan 15	NEW ORLEANS	L	99-111	10-9	6-14	16-23	Jr. Holiday-29	Vasquez-23	17,304
Jan 18	TORONTO	W	108-101(OT)	11-9	6-14	17-23	Jr. Holiday-33	Davis/Anderson/Ross-18	16,574
Jan 21	SAN ANTONIO	L	85- 90	11-10	6-14	17-24	Turner-18	Duncan-24	15,116
Jan 22	@Milwaukee	L	102-110	11-10	6-15	17-25	Turner-23	Ilyasova-27	13,080
Jan 26	NEW YORK	L	97- 80	12-10	6-15	18-25	Jr. Holiday-35	Anthony-25	20,540
Jan 28	MEMPHIS	L	100-103	12-11	6-15	18-26	Turner-27	Gasol-27	15,448
Jan 30	WASHINGTON	W	92- 84	13-11	6-15	19-26	Jr. Holiday-21	Nene -16	15,101
Feb 1	SACRAMENTO	W	89- 80	14-11	6-15	20-26	T. Young-23	Evans-29	17,927
Feb 4	ORLANDO	W	78- 61	15-11	6-15	21-26	Hawes-21	Moore-18	14,630
Feb 6	INDIANA	L	69- 88	15-12	6-15	21-27	Jr. Holiday-19	Hibbert-18	15,299
Feb 9	CHARLOTTE	W	87- 76	16-12	6-15	22-27	Jr. Holiday-20	Sessions-20	15,048
Feb 11	L.A. CLIPPERS	L	90-107	16-13	6-15	22-28	N. Young-29	Paul-21	17,550
Feb 13	@Milwaukee	L	92- 94	16-13	6-16	22-29	Turner-20	Ellis-27	15,114
Feb 20	@Minnesota	L	87- 94	16-13	6-17	22-30	Turner-17	Pekovic-27	14,439
Feb 23	MIAMI	L	90-114	16-14	6-17	22-31	Jr. Holiday-21	Wade-33	20,665
Feb 24	@New York	L	93- 99	16-14	6-18	22-32	Jr. Holiday-30	Anthony-29	19,033
Feb 26	ORLANDO	L	84- 98	16-15	6-18	22-33	Pargo/Wilkins-14	Harris/Affalo-16	18,432
Feb 28	@Chicago	L	82- 93	16-15	6-19	22-34	Jr. Holiday-22	Noah-23	21,576
Mar 2	GOLDEN STATE	W	104- 97	17-15	6-19	23-34	Jr. Holiday-27	Curry-30	17,929
Mar 3	@Washington	L	87- 90	17-15	6-20	23-35	Wright-15	Webster/Wall-16	17,370
Mar 5	BOSTON	L	101-109	17-16	6-20	23-36	T. Young-19	Bradley-22	16,189
Mar 6	@Atlanta	L	96-107	17-16	6-21	23-37	Wilkins-21	Teague-27	13,018
Mar 8	@Miami	L	93-102	17-16	6-22	23-38	T. Young-25	James-25	20,029
Mar 10	@Orlando	L	91- 99	17-16	6-23	23-39	T. Young-26	Nelson-24	16,317
Mar 11	BROOKLYN	W	106- 97	18-16	6-23	24-39	Hawes-24	D. Williams-27	16,789
Mar 13	MIAMI	L	94- 98	18-17	6-23	24-40	T. Young-24	James-27	20,398
Mar 16	INDIANA	L	98- 91	19-17	6-23	25-40	Jr. Holiday-27	Hibbert-25	18,587
Mar 18	PORTLAND	W	101-100	20-17	6-23	26-40	Jr. Holiday-27	Aldridge-32	15,623
Mar 20	@L.A. Clipper	L	72-101	20-17	6-24	26-41	Hawes-16	Paul-19	19,187
Mar 21	@Denver	L	100-101	20-17	6-25	26-42	Wilkins-24	Brewer-29	19,157
Mar 24	@Sacramento	W	117-103	20-17	7-25	27-42	Wright-22	Bromus-25	14,647
Mar 25	@Utah	L	91-107	20-17	7-26	27-43	Wright-19	Foye-17	17,336
Mar 27	MILWAUKEE	W	100- 92	21-17	7-26	28-43	Jr. Holiday/Wilkins-18	Ellis-29	16,640
Mar 29	@Cleveland	W	97- 87	21-17	8-26	29-43	Turner-23	Miles-19	17,324
Mar 30	CHARLOTTE	W	100- 92	22-17	8-26	30-43	Turner-22	Kidd-Gilchrist-21	16,764
Apr 3	@Charlotte	L	83- 88	22-17	8-27	30-44	Wilkins-20	Henderson-24	13,097
Apr 5	@Atlanta	W	101- 90	22-17	9-27	31-44	Turner-24	Smith-19	17,020
Apr 6	@Miami	L	87-106	22-17	9-28	31-45	Jr. Holiday-18	James-27	20,168
Apr 9	@Brooklyn	L	83-104	22-17	9-29	31-46	N. Young-18	Lopez-29	17,192
Apr 10	ATLANTA	L	101-124	22-18	9-29	31-47	T. Young-28	Smith-28	17,178
Apr 12	@Washington	W	97- 86	22-18	10-29	32-47	Jr. Holiday-22	Wall-24	18,476
Apr 14	CLEVELAND	W	91- 77	23-18	10-29	33-47	Wright-15	Speights-12	18,764

YEAR IN REVIEW





SIXERS 2012-13 PLAYER SEASON-HIGHS

PLAYER	MIN	FGM	FTM	OR	DR.	TR	AST	STL	TO	BLK	PTS
LAVOY ALLEN ----- FEB. 9 vs Cha.	41C FEB. 9 vs Cha.	9C MAR. 24 at Sac.	4C DEC. 7 vs Bos.	11C FEB. 9 vs Cha.	11C FEB. 9 vs Cha.	22C FEB. 9 vs Cha.	4 MAR. 2 vs G.S.	2T(3) APR. 15 at Det.	3T(4) APR. 17 at Ind.	4C NOV. 20 vs Tor.	20C MAR. 24 at Sac.
KWAME BROWN ----- NOV. 16 vs Utah	24 NOV. 16 vs Utah	2 (5) DEC. 18 at Dall.	2 NOV. 27 vs Dall.	4 NOV. 27 vs Dall.	7 DEC. 28 at G.S.	8 (3) DEC. 28 at G.S.	2 NOV. 16 vs Utah	1 (6) DEC. 28 at G.S.	2 JAN. 1 at LA-L	3 DEC. 16 vs LA-L	6 NOV. 27 vs Dall.
SPENCER HAWES ----- FEB. 13 at Milw.	41 FEB. 13 at Milw.	10 (3) MAR. 11 vs Brk.	8C DEC. 18 at Dall.	6 (3) FEB. 6 vs Ind.	14T MAR. 16 vs Ind.	17C MAR. 27 vs Milw.	8 MAR. 16 vs Ind.	3T DEC. 26 at Mem.	4 (4) MAR. 20 at LA-C	7C MAR. 16 vs Ind.	24 MAR. 11 vs Brk.
JRUE HOLIDAY ----- JAN. 18 vs Tor.	46 JAN. 18 vs Tor.	16C JAN. 26 vs N.Y.	7T JAN. 12 vs Hou.	4T(3) MAR. 24 at Sac.	7 JAN. 2 at Phoe.	10T(2) MAR. 24 at Sac.	15C(2) MAR. 21 at Den.	5 (2) MAR. 24 at Sac.	8C(4) MAR. 2 vs G.S.	2T(4) MAR. 10 at OrL.	35C JAN. 26 vs N.Y.
JUSTIN HOLIDAY ----- APR. 15 at Det.	28C APR. 15 at Det.	3C(3) APR. 17 at Ind.	4C APR. 15 at Det.	0C	4C APR. 9 at Brk.	4C APR. 9 at Brk.	3C(3) APR. 17 at Ind.	2C APR. 17 at Ind.	3C APR. 17 at Ind.	2C(3) APR. 17 at Ind.	11C APR. 15 at Det.
ROYAL IVEY ----- MAR. 5 vs Bos.	37 MAR. 5 vs Bos.	6 MAR. 2 vs G.S.	2 (4) DEC. 28 at G.S.	3 (2) JAN. 22 at Milw.	3 (2) MAR. 3 at Wash.	6 NOV. 5 vs N.Y.	5 NOV. 10 at Tor.	3 (3) MAR. 30 vs Cha.	3 MAR. 2 vs G.S.	1 (3) FEB. 13 at Milw.	17 MAR. 2 vs G.S.
CHARLES JENKINS ----- MAR. 6 at Atl.	29 MAR. 6 at Atl.	3 (2) MAR. 10 at OrL.	1 (2) APR. 9 at Brk.	1 (3) MAR. 13 vs Miami	2 MAR. 11 vs Brk.	2 (3) MAR. 11 vs Brk.	5 MAR. 6 at Atl.	2 (2) MAR. 8 at Miami	1 (2) MAR. 16 vs Ind.	1T MAR. 6 at Atl.	7 MAR. 6 at Atl.
SHELVIN MACK ----- JAN. 21 vs S.A.	3 JAN. 21 vs S.A.	1 JAN. 21 vs S.A.	0	0	0	0	1 FEB. 4 vs OrL.	0	1 (2) FEB. 4 vs OrL.	0	2 JAN. 21 vs S.A.
ARNETT MOULTRIE ----- APR. 17 at Ind.	29C APR. 17 at Ind.	7C APR. 17 at Ind.	3C MAR. 18 vs Port.	6C(2) APR. 17 at Ind.	6C(2) APR. 17 at Ind.	12C APR. 17 at Ind.	2C MAR. 21 at Den.	2C(3) APR. 12 at Wash.	3C APR. 14 vs Clev.	2C MAR. 16 vs Ind.	14C(2) APR. 17 at Ind.
JEREMY PARGO ----- FEB. 24 at N.Y.	31 FEB. 24 at N.Y.	5 FEB. 26 vs OrL.	3 FEB. 9 vs Cha.	1 FEB. 9 vs Cha.	4 FEB. 24 at N.Y.	4 (2) FEB. 24 at N.Y.	6 FEB. 9 vs Cha.	1 FEB. 13 at Milw.	3 (2) FEB. 26 vs OrL.	0	14 FEB. 26 vs OrL.
JASON RICHARDSON ----- DEC. 7 vs Bos.	42 DEC. 7 vs Bos.	9 NOV. 30 at Cha.	3 (3) DEC. 10 vs Det.	2 (4) DEC. 4 vs Minn.	8 (3) DEC. 21 vs Atl.	9 NOV. 18 vs Clev.	7 DEC. 21 vs Atl.	5 DEC. 7 vs Bos.	2 (9) JAN. 1 at LA-L	3T OCT. 31 vs Den.	22 NOV. 30 at Cha.
EVAN TURNER ----- JAN. 22 at Milw.	45C(2) JAN. 22 at Milw.	12 JAN. 28 vs Mem.	7T FEB. 24 at N.Y.	3 (3) MAR. 5 vs Bos.	12 JAN. 1 at LA-L	13 (2) MAR. 29 at Clev.	9C(3) MAR. 2 vs G.S.	4C DEC. 28 at G.S.	6C(3) MAR. 21 at Den.	1 (17) APR. 14 vs Clev.	27 JAN. 28 vs Mem.
MAALIK WAYNS ----- DEC. 18 at Dall.	21C DEC. 18 at Dall.	3T(2) JAN. 8 vs Brk.	4C NOV. 27 vs Dall.	1C DEC. 19 at Hou.	1T(4) JAN. 8 vs Brk.	1T(5) JAN. 8 vs Brk.	9C DEC. 18 at Dall.	2T DEC. 19 at Hou.	2C DEC. 14 at Ind.	0	10C NOV. 27 vs Dall.
DAMIEN WILKINS ----- MAR. 24 at Sac.	40 MAR. 24 at Sac.	10 MAR. 21 at Den.	6 (2) APR. 10 vs Atl.	5T APR. 3 at Cha.	5 APR. 12 at Wash.	9 APR. 3 at Cha.	6 (3) MAR. 29 at Clev.	4 MAR. 21 at Den.	4 (3) APR. 17 at Ind.	3T(2) MAR. 16 vs Ind.	24 MAR. 21 at Den.
DORELL WRIGHT ----- DEC. 19 at Hou.	40 DEC. 19 at Hou.	8 (3) APR. 17 at Ind.	8 APR. 15 at Det.	3 (4) APR. 6 at Miami	9 MAR. 6 at Atl.	9 (4) MAR. 6 at Atl.	9T DEC. 16 vs LA-L	4 (2) NOV. 12 vs Milw.	5T NOV. 4 at N.Y.	3 (3) MAR. 18 vs Port.	28 DEC. 26 at Mem.
NICK YOUNG ----- JAN. 26 vs N.Y.	41 (2) JAN. 26 vs N.Y.	12 DEC. 16 vs LA-L	7 (2) FEB. 1 vs Sac.	4C DEC. 16 vs LA-L	5 (2) FEB. 4 vs OrL.	6 FEB. 4 vs OrL.	5 (2) FEB. 11 vs LA-C	4T FEB. 4 vs OrL.	4 NOV. 27 vs Dall.	2T FEB. 4 vs OrL.	30 DEC. 16 vs LA-L
THADDEUS YOUNG ----- JAN. 18 vs Tor.	45 (2) JAN. 18 vs Tor.	14T APR. 10 vs Atl.	6 (2) NOV. 27 vs Dall.	8T DEC. 7 vs Bos.	11C(2) APR. 12 at Wash.	16C MAR. 2 vs G.S.	5T(2) MAR. 18 vs Port.	5T(4) MAR. 10 at OrL.	5 DEC. 16 vs LA-L	4T(3) DEC. 26 at Mem.	29 NOV. 24 vs OKC.

"C" indicates a new career-high, "T" a tied career-high.

Numbers in parentheses indicate the number of games in which a player or team has reached a given total (if more than one).

YEAR IN REVIEW



SIXERS 2012-13 SEASON BREAKDOWN

	RECORD	HOME	ROAD	OT
OVERALL	34-48	23-18	11-30	2-1
Atlantic	7-9	5-3	2-6	2-0
Central	7-11	5-4	2-7	
Southeast	8-10	5-4	3-6	
EASTERN	22-30	15-11	7-19	2-0
Southwest	4-6	2-3	2-3	
Northwest	3-7	3-2	0-5	0-1
Pacific	5-5	3-2	2-3	
WESTERN	12-18	8-7	4-11	0-1

TEAM WINNING & LOSING STREAKS:

----	OVERALL	HOME	ROAD
----	Win - 1	Win - 1	Win - 1
Long:	Win - 3	Win - 4	Win - 3

----	WON	LOST	OFFENSE	VS. OPP	HOME ATTENDANCE
Oct.	1	0	100+ 17-9	If Opp W/L to date:	41 Games
Nov.	9	6	100< 17-39	.500+ 15-33	685,412 Total
Dec.	4	11	DEFENSE	.500- 18-15	16,717 Average
Jan.	5	9	100+ 6-26		20,665 High
Feb.	3	8	100< 28-22		4 Sellouts
Mar.	8	9			
Apr.	4	5			

MARGINS	1	2	3	4	5	6	7	8	9	10	11	12	13	14	15	16	17	18	19	20	21	22	23	
Won By:	2	1	1	1	1	3	6	4	3	4	3			2	1	2	2	1						
Lost By:	1	1	3	2	3	2	5	4	3	1	2	1	2	1		2	2	2	2	1	1	2	2	
----	24	25	26	27	28	29	30	31	32	33	34	35	36	37	38	39	40	41	42	43	44	45	46+	
Won By:																								
Lost By:	1																							

AT START OF:	OVERALL	HOME	ROAD	FG%	OVERALL	HOME	ROAD
2ND- AHEAD:	18- 8	13- 4	5- 4	-44%	8-38	6-11	2-27
-BEHIND:	15-39	9-14	6-25	45-49%	15- 8	9- 6	6- 2
- TIED:	1- 1	1- 0	0- 1	50-54%	11- 1	8- 1	3- 0
3RD- AHEAD:	23- 7	16- 1	7- 6	55-59%	0- 1	0- 0	0- 1
-BEHIND:	8-40	6-17	2-23	+60%	0- 0	0- 0	0- 0
- TIED:	3- 1	1- 0	2- 1				
4TH- AHEAD:	30- 1	19- 0	11- 1				
-BEHIND:	4-45	4-16	0-29				
- TIED:	0- 2	0- 2	0- 0				

SIXERS 2012-13 SEASON TRANSACTIONS

June 28: Drafted Maurice Harkless with the 15th overall pick in the 2012 NBA Draft; Acquired the rights to Arnett Moultrie (27th overall pick) from Miami in exchange for the rights to Justin Hamilton (45th overall pick) and a protected first round pick; Traded the rights to Tornike Shengelia (54th overall pick) to New Jersey for cash considerations

July 11: Re-signed Lavoy Allen; Acquired Dorell Wright from Golden State and Darryl Watkins from New Orleans as part of a three-team trade in which the Sixers sent the rights to Edin Bavcic to the Hornets who traded Jarrett Jack to the Warriors

July 12: Waived Elton Brand and designated him as the team's amnesty player; Signed free agent Nick Young

July 13: Re-signed Spencer Hawes

July 16: Waived Darryl Watkins

July 20: Signed free agent Kwame Brown

July 27: Signed free agent Royal Ivey

July 31: Signed rookie free agent Maalik Wayns

August 10: Acquired Andrew Bynum and Jason Richardson as part of a four-team trade with Denver, the L.A. Lakers and the Orlando Magic; Sixers traded Andre Iguodala and sent Maurice Harkless and Nik Vucevic and a protected first round pick to the Magic

September 27: Signed free agents Dan Gadzuric, Devin Searcy, Xavier Silas and Damien Wilkins

October 1: Signed free agent Mikki Moore

October 10: Waived Xavier Silas and Mikki Moore

October 18: Waived Dan Gadzuric

October 27: Waived Devin Searcy

November 1: Signed Jrue Holiday to a contract extension

December 21: Assigned Arnett Moultrie to the D-League (Sioux Falls)

January 6: Recalled Arnett Moultrie from the D-League (Sioux Falls); Waived Maalik Wayns

January 8: Signed Maalik Wayns to a 10-day contract

January 17: Signed Shelvin Mack to a 10-day contract

January 28: Signed Shelvin Mack to a second 10-day contract

February 7: Signed Jeremy Pargo to a 10-day contract

February 18: Signed Jeremy Pargo for the remainder of the season

February 21: Acquired Charles Jenkins and cash considerations from Golden State in exchange for a protected future second round pick

April 1: Waived Jeremy Pargo and signed Justin Holiday





SIXERS 2012-13 SUPERLATIVES

		PHILADELPHIA	OPONENTS
Points	35	Jrue Holiday vs. NY 1/26/13	37 Kevin Durant vs. OKC 11/24/12
Points in a Quarter	16	Thaddeus Young (3rd) vs. Mia 3/13/13	17 Toney Douglas (4th) @ Hou 12/19/12
Points in a Half	22	Thaddeus Young (1st) vs. Atl 4/10/13	Gerald Green (3rd) @ Ind 4/17/13
Points in an Overtime	12	Jrue Holiday vs. Tor 1/18/13	7 Gerald Green @ Ind 4/17/13
Field Goals	16	Jrue Holiday vs. NY 1/26/13	14 Kevin Durant vs. OKC 11/24/12
Field Goal Attempts	28	Jrue Holiday vs. Chi 12/12/12	29 Kobe Bryant @ LAL 1/1/13
Field Goal % (Min. 5 FGA)	1.000	Royal Ivey (6-6) vs. GS 3/2/13	.833 Nick Collison (5-6) vs. OKC 11/24/12
3-PT Field Goals	7	Dorell Wright @ Dal 12/18/12	7 Klay Thompson vs. GS 3/2/13
3-PT FG Attempts	13	Dorell Wright @ Dal 12/18/12	12 Klay Thompson vs. GS 3/2/13
3-PT FG % (Min. 3 3FGA)	1.000	Royal Ivey (4-4) vs. GS 3/2/13	1.000 Gerald Green @ Ind 4/17/13
Free Throws	8	Spencer Hawes @ Dal 12/18/12	17 Russell Westbrook (4-4) @ OKC 1/4/13
FT Attempts	11	Dorell Wright @ Det 4/15/13	17 Paul Pierce (4-4) vs. Bos 3/5/13
FT % (Min 5 FTA)	1.000	Thaddeus Young vs. Dal 11/27/12	17 James Harden @ Hou 12/19/12
Offensive Rebounds	11	Spencer Hawes (8-8) @ Dal 12/18/12	1.000 Carmelo Anthony @ NY 2/24/13
Defensive Rebounds	14	Lavoy Allen vs. Cha 2/9/13	9 Isaiah Thomas (10-10) vs. Sac 2/1/13
Total Rebounds	22	Spencer Hawes vs. Ind 3/16/13	9 Reggie Evans @ BKN 4/9/13
Assists	15	Lavoy Allen vs. Cha 2/9/13	17 Reggie Evans vs. BKN 1/8/13
Steals	5	Jrue Holiday (2) at Cha 11/30/12; @ Den 3/21/13	24 Reggie Evans @ BKN 4/9/13
Blocks	7	Jason Richardson vs. Bos 12/7/12	20 Rajon Rondo @ Bos 11/9/12
Turnovers	8	Dorell Wright @ Bos 11/9/12	5 Chris Paul (2) vs. LAC 2/11/13;
Minutes	44:36	Thaddeus Young (4) vs. Det 12/10/12;	@ LAC 3/20/13
Minutes (OT)	45:30	vs. Atl 12/21/12; @ GS 12/28/12; @ Orl 3/10/13	Kemba Walkers @ Cha 4/3/13
		Jrue Holiday (2) @ Min 2/20/13; @ Sac 3/24/13	
		Spencer Hawes vs. Ind 3/16/13	11 Joakim Noah @ Chi 2/28/13
		vs. Sac 2/1/13; vs. GS 3/2/13	7 Danilo Gallinari @ Den 3/21/13
		Evan Turner @ Mil 1/22/13	
		Jrue Holiday vs. Tor 1/18/13	46:09 Monta Ellis @ Mil 2/13/13
			49:36 Kevin Durant vs. OKC 11/24/12

SIXERS HIGH	SIXERS LOW	CATEGORY	OPPONENT HIGH	OPPONENT LOW
117 @ Sac 3/24/13	69 vs. Ind 2/6/13	Points	125 @ Hou 12/19/12	61 vs. Orl 2/4/13
40 @ Atl 4/5/13	15 (2) vs. Ind 2/6/13	Points/1st Qtr.	35 (2) @ Min 2/20/13	16 (2) @ Ind 4/17/13
36 @ Sac 3/24/13	11 vs. LAC 2/11/13	Points/2nd Qtr.	37 vs. Mem 1/28/13	7 @ Tor 11/10/12
59 @ Ind 4/17/13	28 @ Bos 12/8/12	Points/1st Half	65 vs. Min 12/4/12	33 @ Tor 11/10/12
34 vs. Pho 11/25/12	14 vs. Ind 2/6/13	Points/3rd Qtr.	35 (2) vs. BKN 1/8/13	10 @ NO 11/7/12
33 vs. Tor 11/20/12	11 (2) @ Mia 4/6/13	Points/4th Qtr.	36 @ Hou 12/19/12	12 vs. Sac 2/1/13
59 @ Sac 3/24/13	32 @ Tor 1/9/13	Points/2nd Half	69 @ Hou 12/19/12	25 @ NO 11/7/12
12 vs. Tor 1/18/13	6 vs. Bos 12/7/12	Points/Overtime	18 vs. OKC 11/24/12	5 (2) vs. Tor 1/18/13
47 (2) @ Sac 3/24/13	29 (3) @ LAC 3/20/13	Field Goals	49 vs. Atl 4/10/13	23 @ NO 11/7/12
100 vs. Bos 3/5/13	71 @ Mem 12/26/12	Field Goal Attempts	94 @ LAL 1/1/13	69 @ NO 11/7/12
.551 @ Den 3/21/13	.298 vs. Det 11/14/12	Field Goal Percentage	.587 vs. LAC 2/11/13	.333 @ NO 11/7/12
13 @ Dal 12/18/12	2 (5) vs. Cha 2/9/13	3-PT Field Goals	14 (2) @ Mia 4/6/13	1 (4) @ Was 4/12/13
35 @ Dal 12/18/12	8 vs. Ind 2/6/13	3-PT FG Attempts	34 vs. LAL 12/16/12	7 (2) @ Chi 12/1/12
.667 vs. GS 3/2/13	.125 vs. Cha 2/9/13	3-PT FG Percentage	.636 @ Den 3/21/13	.077 @ Was 4/12/13
24 vs. Dal 11/27/12	3 (3) vs. Orl 2/4/13	Free Throws	33 @ Min 2/20/13	5 (2) @ Orl 3/10/13
32 (3) @ Min 2/20/13	5 (2 times)	Free Throw Attempts	44 @ Min 2/20/13	7 @ Orl 3/10/13
.909 (2) @ Was 4/12/13	.429 vs. Atl 12/21/12	Free Throw Percentage	1.000 vs. NY 11/5/12	.455 vs. Den 10/31/12
19 (4) @ Cha 4/3/13	4 (2) vs. NY 1/26/13	Offensive Rebounds	24 @ BKN 4/9/13	5 (2) @ Orl 3/10/13
45 @ LAL 1/1/13	21 (2) vs. LAC 2/11/13	Defensive Rebounds	26 vs. Bos 12/7/12	22 @ Mem 12/26/12
60 vs. Cha 2/9/13	27 vs. Mem 1/28/13	Total Rebounds	67 @ BKN 4/9/13	31 @ Bos 11/9/12
31 (5) @ Sac 3/24/13	9 @ Uta 3/25/13	Assists	34 vs. vs. Atl 4/10/13	14 vs. Cle 11/18/12
30 @ Min 2/20/13	10 vs. Orl 2/4/13	Fouls	25 vs. Det 11/14/12	5 vs. Orl 2/4/13
14 (2) vs. Bos 3/5/13	1 vs. Mia 2/23/13	Steals	14 vs. GS 3/2/13	2 (2) @ Was 3/3/13
23 (2) @ Den 3/21/13	4 vs. Det 11/14/12	Turnovers	24 @ NO 11/7/12	7 (4) vs. Mia 2/23/13
14 vs. Ind 3/16/13	0 (2) vs. Atl 4/10/13	Blocks	15 @ Chi 2/28/13	0 vs. Hou 1/12/13

YEAR IN REVIEW



SIXERS 2012-13 MISCELLANEOUS STATS

SIXERS RECORD WHEN . . .	OVERALL	HOME	ROAD		NUMBER OF TIMES RECORDING						
					POINTS	REB	AST	BLK	STL		
Outrebounding opponent	16-11	10-4	6-7		10+	20+	30+	10+	10+	3+	3+
Outrebounded by opponent	15-35	12-14	3-21	Lavoy Allen	19	1		4		4	
Tied in Rebounding	3-2	1-0	2-2	Kwame Brown						1	
				Andrew Bynum							
Shooting better than opponent	30-8	21-5	9-3	Spencer Hawes	48	7		23		15	1
Shooting worse than opponent	4-40	2-13	2-27	Jrue Holiday	68	29	5	2	23		20
Shooting same as opponent	0-0	0-0	0-0	Justin Holiday	1						
				Royal Ivey	3						4
More FTM than opponent	9-12	5-3	4-9	Charles Jenkins							
Fewer FTM than opponent	24-31	17-12	7-19	Arnett Moultrie	5			1			
Same FTM as opponent	1-4	1-3	0-1	Jeremy Pargo	3						
				Jason Richardson	17	5				1	5
More 3FGM than opponent	21-17	14-9	7-8	Evan Turner	60	16		15			3
Fewer 3FGM than opponent	9-24	7-9	2-15	Maalik Wayns	1						
Same 3FGM as opponent	4-7	2-0	2-7	Damien Wilkins	18	3				2	1
				Dorell Wright	32	7				3	7
More assists than opponent	24-16	15-5	9-11	Nick Young	31	8	1				2
Fewer assists than opponent	10-29	8-12	2-17	Thaddeus Young	66	12		22		6	20
Same assists as opponent	0-3	0-1	0-2								
More turnovers than opponent	11-23	7-8	4-15		Pts	Reb	Ast	Blk	Stl	Min	
Fewer turnovers than opponent	20-20	14-8	6-12	Lavoy Allen	2	8		20	3	1	
Same turnovers as opponent	3-5	2-2	1-3	Kwame Brown		3		3			
				Andrew Bynum							
Bench outscores opponent bench	14-25	10-7	4-18	Spencer Hawes	5	29	2	41	3	3	
Opponent bench outscores PHI bench	19-22	12-10	7-12	Jrue Holiday	34	4	64	15	27	42	
Bench scoring equal	1-1	1-1	0-0	Justin Holiday				2			
				Royal Ivey			1	2	3		
				Charles Jenkins				1	2		
Scoring less than 80 points	2-5	1-2	1-3	Arnett Moultrie			2	3	1		
Scoring between 80-89 points	4-21	4-6	0-15	Jeremy Pargo	1						
Scoring between 90-99 points	11-13	7-6	4-7	Jason Richardson	1	4	1	4	11		
Scoring between 100-109 points	16-9	11-4	5-5	Evan Turner	17	15	16	5	10	25	
Scoring 110 or more points	1-0	0-0	1-0	Maalik Wayns			1	1	1		
				Damien Wilkins	5	1	2	8	9	1	
Opponent scores less than 80	6-0	5-0	1-0	Dorell Wright	7		5	16	12	3	
Opponent scores between 80-89	8-3	4-1	4-2	Nick Young	6		1	7	4	2	
Opponent scores between 90-99	14-19	10-5	4-14	Thaddeus Young	11	29		15	28	5	
Opponent scores between 100-109	6-18	4-6	2-12								
Opponent scores 110 or more	0-8	0-6	0-2								

STARTING LINEUPS

FORWARD	FORWARD	CENTER	GUARD	GUARD	RECORD
Turner	T. Young	Allen	Holiday	Richardson	10-14
Wright	T. Young	Brown	Holiday	Turner	0-1
Wright	T. Young	Allen	Holiday	Turner	4-3
Turner	T. Young	Brown	Holiday	Richardson	3-2
N. Young	T. Young	Brown	Turner	Richardson	0-3
Turner	T. Young	Brown	Wayns	Richardson	0-1
Turner	T. Young	Allen	Holiday	Ivey	0-1
Turner	T. Young	Hawes	Holiday	N. Young	4-4
Turner	Hawes	Brown	Holiday	N. Young	0-1
Turner	Allen	Hawes	Holiday	N. Young	1-4
Turner	T. Young	Hawes	Holiday	Ivey	1-3
Turner	T. Young	Hawes	Holiday	Jenkins	0-1
Wilkins	T. Young	Hawes	Holiday	Turner	11-10

GAMES MISSED DUE TO INJURIES/SUSPENSIONS

NAME	INJURY/ILLNESS	DATES OUT	GAMES MISSED
Andrew Bynum	Right Knee Bone Bruise/Bilateral Knee Bone Bruises/ Bilateral Arthroscopic Knee Surgery	10/31 – 4/17	82
Jason Richardson	Left Ankle Sprain	11/4 – 11/10	4
	Low Back Strain	12/26	1
	Left Knee Synovitis/Left Knee Surgery	1/21 – 4/17	42
Kwame Brown	Left Calf Strain	11/7 – 11/12	4
	Personal Reasons	1/8 – 1/9	2
	Sinus Infection	1/18	1
Nick Young	Left Great Toe Hyperextension	12/1 – 12/8	4
	Left Ankle Sprain	3/2 – 3/11	7
Royal Ivey	Right Groin Strain	12/7 – 12/10	3
	Strep Throat	12/12 – 12/14	2
Damien Wilkins	Right Calf Strain	12/10 – 12/12	1
	Personal Reasons	1/30	2
Jrue Holiday	Left Foot Sprain	12/14 – 12/19	4
Thaddeus Young	Left Hamstring Strain	2/6 – 2/23	6
	Totals		165





OPPONENTS





ATLANTA HAWKS



GENERAL INFORMATION



Mike Budenholzer

Franchise Timeline (Established) Tri-Cities Blackhawks (1949-50), Milwaukee Hawks (1951-52),
 St. Louis Hawks (1955-56), Atlanta Hawks (1968-69)
 Address 101 Marietta Street, Suite 1900, Atlanta, GA 30303
 Managing Partner and NBA Governor Bruce Levenson
 President of Basketball Operations and General Manager Danny Ferry
 Head Coach Mike Budenholzer
 Assistant Coaches Kenny Atkinson, Darvin Ham, Taylor Jenkins, Quin Snyder, Jim Thomas
 Assistant Coach/Player Performance Pete Radulovic
 Head Athletic Trainer Wally Blase
 Public Relations Garin, Narain, Jon Steinberg, Jason Rosee
 Home Court Phillips Arena (18,118)

**2013-14
 SCHEDULE**
 11/15/13 @ ATL
 1/31/14 @ PHI
 3/31/14 @ ATL

**ALL-TIME
 SERIES RESULTS**
 Overall: 187-173
 Home: 107-54
 Away: 62-104
 Neutral: 18-15

BROADCAST INFORMATION

Radio WZGS (92.9 FM): Steve Holman,
 Television SportSouth: Bob Rathbun, Dominique Wilkins, Andre Aldridge

ALL-TIME SERIES INFORMATION

SIXERS

Largest Margin of Victory: 47, 12/8/82
 Most Pts. Scored: 144, 2/23/61
 Fewest Pts. Scored: 68, 4x last 2/26/54

HAWKS

Largest Margin of Victory: 42, 4/5/89
 Most Pts. Scored: 149, 1/30/93
 Fewest Pts. Scored: 59, 11/10/53

PLAYOFFS

Home: 4-0
 Away: 2-1
 Overall: 6-1

SIXERS 2012-13 SEASON SERIES STATISTICS VS. HAWKS

PLAYER	G-GS	MIN	FG-A	PCT	3FG-A	PCT	FT-A	PCT	OFF	DEF	TOT	AST	PF-DQ	STL	TO	BLK	PTS	AVG
T. Young	4-4	134	37-56	.661	0-0	---	2-5	.400	13	25	38	8	8-0	9	8	1	76	19.0
Richardson	1-1	33	7-12	.583	3-6	.500	0-2	.000	0	8	8	7	1-0	2	0	1	17	17.0
Turner	4-4	140	24-51	.471	4-8	.500	4-6	.667	2	22	24	19	8-0	1	10	0	56	14.0
Wright	3-0	78	12-30	.400	6-16	.375	12-15	.800	0	11	11	4	5-0	5	3	0	42	14.0
Wilkins	4-2	82	15-28	.536	5-6	.833	13-14	.929	5	8	13	10	9-0	3	3	1	48	12.0
Hawes	4-3	105	18-40	.450	3-4	.750	5-5	1.000	9	28	37	10	10-0	1	3	2	44	11.0
Jr. Holiday	4-4	143	15-53	.283	3-14	.214	10-14	.714	7	9	16	28	5-0	4	13	2	43	10.8
N. Young	3-0	50	9-20	.450	5-10	.500	6-7	.857	1	3	4	3	2-0	1	3	0	29	9.7
Pargo	1-0	9	1-4	.250	0-1	.000	1-1	1.000	0	0	0	3	0-0	0	0	0	3	3.0
Moultrie	3-0	55	7-13	.538	0-0	---	1-1	1.000	9	5	14	1	3-0	0	2	0	15	5.0
Jenkins	1-0	29	3-7	.429	0-0	---	1-2	.500	1	1	2	5	0-0	2	1	1	7	7.0
Allen	3-1	60	4-12	.333	0-0	---	2-2	1.000	6	4	10	5	2-0	1	3	2	10	3.3
Ju. Holiday	2-0	12	2-8	.250	0-3	.000	0-0	---	0	2	2	2	3-0	0	0	0	4	2.0
Ivey	3-1	29	1-6	.167	1-5	.200	0-0	---	0	3	3	1	6-0	1	3	0	3	1.0
76ERS	4	960	155-340	.456	30-73	.411	57-74	.770	53	129	182	106	62-0	30	54	10	397	99.3

HAWKS 2012-13 SEASON SERIES STATISTICS VS. SIXERS

PLAYER	G-GS	MIN	FG-A	PCT	3FG-A	PCT	FT-A	PCT	OFF	DEF	TOT	AST	PF-DQ	STL	TO	BLK	PTS	AVG
Smith	4-4	121	33-60	.550	4-8	.500	7-16	.438	4	26	30	13	8-0	2	13	4	77	19.3
Horford	4-4	142	28-59	.475	0-0	---	6-8	.750	11	28	39	15	3-0	4	12	6	62	15.5
Teague	4-4	122	22-45	.489	7-17	.412	6-6	1.000	1	4	5	34	11-0	3	8	1	57	14.3
L. Williams	1-0	28	4-12	.333	2-7	.286	3-3	1.000	1	0	1	4	2-0	2	4	0	13	13.0
Jenkins	3-0	51	13-21	.619	6-9	.667	4-4	1.000	0	3	3	6	1-0	1	1	0	36	12.0
L. Johnson	3-0	62	11-21	.524	0-0	---	7-10	.700	1	16	17	0	6-0	1	0	0	29	9.7
Korver	4-3	104	13-27	.481	5-16	.313	6-7	.857	3	9	12	5	9-0	4	3	1	37	9.3
Pachulia	1-0	28	4-7	.571	0-0	---	1-1	1.000	4	4	8	2	2-0	2	4	0	9	9.0
Harris	2-2	45	5-14	.357	1-6	.167	3-5	.600	1	4	5	10	5-0	1	2	0	14	7.0
Tolliver	4-0	67	7-14	.500	5-11	.455	2-2	1.000	4	14	18	3	4-0	0	2	2	21	5.3
Scott	4-0	28	7-14	.500	0-0	---	6-7	.857	4	6	10	1	1-0	0	0	0	20	5.0
Mack	3-0	32	5-10	.500	1-3	.333	0-2	.000	0	3	3	2	5-0	1	1	0	11	3.7
Jones	3-0	26	2-3	.667	0-1	.000	3-4	.750	0	2	2	1	5-0	1	0	0	7	2.3
Morrow	1-0	19	1-2	.500	1-1	1.000	0-0	---	0	0	0	2	0-0	1	0	0	3	3.0
Stevenson	4-3	79	2-12	.167	1-9	.111	0-0	---	1	6	7	7	5-0	2	2	0	5	1.3
Petro	1-0	5	0-2	.000	0-0	---	0-0	---	0	0	0	0	1-0	0	1	0	0	0.0
HAWKS	4	960	157-323	.486	33-88	.375	54-75	.720	35	125	160	105	68-0	25	54	14	401	100.3



BOSTON CELTICS



GENERAL INFORMATION



Brad Stevens

Franchise Timeline (Established).....Boston Celtics (1946-47)
 Address..... 226 Causeway St., 4th Floor, Boston, Mass. 02114
 Managing Partner & Governor.....Wyc Grousbeck
 President.....Rich Gotham
 President of Basketball Operations.....Danny Ainge
 Head Coach.....Brad Stevens
 Assistant Coaches..... Ron Adams, Jamie Young, Jay Larranaga, Walter McCarty, Micah Shrewsberry
 Athletic Trainer.....Ed Lacerte
 Media Relations..... Jeff Twiss, Heather Walker, Brian Love
 Home Court..... TD Banknorth Garden (18,624)

BROADCAST INFORMATION

Radio.....TBD Sean Grande, Cedric Maxwell
 Television.....Comcast SportsNet New England: Mike Gorman, Tom Heinsohn

ALL-TIME SERIES INFORMATION

SIXERS

Largest Margin of Victory: 42, 10/29/66
 Most Pts. Scored: 150, 3/6/70
 Fewest Pts. Scored: 65, 3/28/04

CELTICS

Largest Margin of Victory: 37, 12/20/87
 Most Pts. Scored: 148, 1/19/63
 Fewest Pts. Scored: 65, 2/17/53

2013-14

SCHEDULE

1/29/14 @ BOS
 2/5/14 @ PHI
 4/4/14 @ BOS
 4/14/14 @ PHI

ALL-TIME SERIES RESULTS

Overall: 181-243
 Home: 119-79
 Away: 50-142
 Neutral: 12-22

PLAYOFFS

Overall: 46-54
 Home: 31-16
 Away: 15-38

SIXERS 2012-13 SEASON SERIES STATISTICS VS. CELTICS

PLAYER	G-GS	MIN	FG-A	PCT	3FG-A	PCT	FT-A	PCT	OFF	DEF	TOT	AST	PF-DQ	STL	TO	BLK	PTS	AVG
Turner	4-4	170	31-80	.388	6-12	.500	14-18	.778	6	27	33	19	15-0	3	10	2	82	20.5
T. Young	4-4	153	32-66	.485	0-0	---	9-14	.643	15	15	30	5	12-0	7	2	5	73	18.3
Jr. Holiday	4-4	168	24-64	.375	2-11	.182	15-16	.938	7	13	20	36	12-1	9	15	2	65	16.3
Richardson	2-2	70	7-20	.350	2-10	.200	5-6	.833	1	5	6	3	2-0	6	2	0	21	10.5
N. Young	1-0	18	4-9	.444	2-3	.667	0-0	---	0	1	1	1	3-0	1	2	0	10	10.0
Hawes	4-1	101	19-36	.528	0-1	.000	0-0	---	11	15	26	4	14-0	1	5	5	38	9.5
Ivey	2-1	49	6-13	.462	2-8	.250	2-4	.500	1	2	3	4	3-0	4	1	0	16	8.0
Wright	4-1	95	9-32	.281	4-15	.267	9-9	1.000	2	14	16	5	5-0	6	5	0	31	7.8
Wayns	1-0	10	2-4	.500	0-1	.000	3-4	.750	0	1	1	1	0-0	1	0	0	7	7.0
Allen	4-3	81	7-19	.368	0-0	---	4-4	1.000	7	18	25	4	11-0	1	3	1	18	4.5
Moultrie	4-0	41	6-10	.600	0-0	---	2-2	1.000	6	5	11	0	4-0	2	1	1	14	3.5
Wilkins	3-0	30	2-7	.286	0-1	.000	2-6	.333	0	1	1	4	4-0	1	1	1	6	2.0
76ERS	4	985	149-360	.414	18-62	.290	65-83	.783	56	117	173	86	85-1	42	47	17	381	95.3

CELTICS 2012-13 SEASON SERIES STATISTICS VS. SIXERS

PLAYER	G-GS	MIN	FG-A	PCT	3FG-A	PCT	FT-A	PCT	OFF	DEF	TOT	AST	PF-DQ	STL	TO	BLK	PTS	AVG
Bradley	1-1	34	10-15	.667	2-4	.500	0-0	---	2	5	7	5	0-0	1	4	0	22	22.0
Pierce	4-4	143	28-61	.459	7-17	.412	19-27	.704	3	19	22	26	11-0	3	13	1	82	20.5
Garnett	4-4	116	33-52	.635	0-0	---	7-9	.778	5	21	26	7	10-0	4	11	2	73	18.3
Green	4-0	98	18-37	.486	5-8	.625	14-17	.824	4	12	16	6	6-0	2	5	2	55	13.8
Rondo	3-3	120	17-37	.459	0-3	.000	3-9	.333	6	18	24	45	7-0	8	13	3	37	12.3
Terry	4-2	126	12-35	.343	6-18	.333	5-6	.833	0	8	8	8	5-0	2	4	0	35	8.8
Crawford	1-0	16	4-7	.571	2-3	.667	2-2	1.000	0	4	4	3	1-0	1	1	0	12	12.0
Bass	4-3	103	9-21	.429	0-0	---	7-7	1.000	4	13	17	1	11-0	0	5	3	25	6.3
Wilcox	4-0	62	9-15	.600	0-1	.000	4-6	.667	2	9	11	1	10-0	1	4	2	22	5.5
Lee	4-2	89	8-19	.421	3-8	.375	0-0	---	2	8	10	7	4-0	4	4	1	19	4.8
Sullinger	3-1	55	5-12	.417	0-1	.000	1-1	1.000	5	13	18	1	8-0	0	2	1	11	3.7
Barbosa	2-0	16	1-3	.333	0-1	.000	0-0	---	0	2	2	2	4-0	0	1	0	2	1.0
Williams	1-0	7	0-1	.000	0-1	.000	0-0	---	0	0	0	2	0-0	0	1	0	0	0.0
CELTICS	4	985	154-315	.489	25-65	.385	62-84	.738	33	132	165	114	77-0	26	67	17	395	98.8



BROOKLYN NETS



GENERAL INFORMATION



Jason Kidd

Franchise Timeline (Established) New Jersey Nets (1977-78), Brooklyn Nets (2012-13)
 Address 390 Murray Hill Parkway, East Rutherford, NJ 07073
 Principal Owner Mikhail Prokhorov
 CEO of the Brooklyn Nets, CEO of Barclays Center Brett D. Yormark
 General Manager Billy King
 Head Coach Jason Kidd
 Assistant Coaches Lawrence Frank, John Welch, Roy Rogers, Eric Hughes, Charles Klask, Joe Prunty
 Athletic Trainer Tim Walsh
 Public Relations Gary Sussman, Aaron Harris, Calder Hynes
 Home Court Barclays Center (17,732)

BROADCAST INFORMATION

Radio WFAN (660 AM/101.9 FM): Chris Carrino, Tim Capstraw
 Spanish Radio WADO (1280 AM): TBA
 Television YES Network: Ian Eagle, Mike Fratello, Ryan Ruocco, Jim Spanarkel, Sarah Kustok

2013-14 SCHEDULE

12/16/13 @ BKN
 12/20/13 @ PHI
 2/3/14 @ BKN
 4/5/14 @ PHI

ALL-TIME SERIES RESULTS

Overall: 101-71
 Home: 56-30
 Away: 45-41

PLAYOFFS

Overall: 4-3
 Home: 1-3
 Away: 3-0

ALL-TIME SERIES INFORMATION

SIXERS

Largest Margin of Victory: 35, 2/5/86
 Most Pts. Scored: 142, 2/5/86
 Fewest Pts. Scored: 67, 4/5/09

NETS

Largest Margin of Victory: 34, 1/15/86
 Most Pts. Scored: 129, 2/17/89
 Fewest Pts. Scored: 77, 12/14/10

SIXERS 2012-13 SEASON SERIES STATISTICS VS. NETS

PLAYER	G-GS	MIN	FG-A	PCT	3FG-A	PCT	FT-A	PCT	OFF	DEF	TOT	AST	PF-DQ	STL	TO	BLK	PTS	AVG
Jr. Holiday	4-4	134	25-45	.556	10-12	.833	13-16	.813	3	8	11	29	10-0	3	8	1	73	18.3
Hawes	4-2	101	21-42	.500	2-3	.667	6-12	.500	7	14	21	14	11-0	1	5	4	50	12.5
Turner	4-4	144	20-55	.364	3-11	.273	7-8	.875	2	22	24	16	11-0	0	4	0	50	12.5
T. Young	4-4	128	19-40	.475	0-0	---	8-14	.571	10	19	29	7	8-0	2	2	1	46	11.5
N. Young	3-0	56	13-23	.565	4-5	.800	4-4	1.000	0	5	5	2	1-0	3	2	0	34	11.3
Wright	4-0	87	13-33	.394	7-19	.368	4-4	1.000	1	10	11	8	4-0	4	4	2	37	9.3
Wayns	1-0	9	3-6	.500	0-0	---	1-2	.500	0	1	1	0	1-0	0	1	0	7	7.0
Allen	4-2	93	12-24	.500	0-0	---	0-0	---	8	15	23	2	9-0	0	2	0	24	6.0
Richardson	2-2	48	5-19	.263	1-9	.111	0-0	---	0	6	6	1	4-0	1	3	0	11	5.5
Wilkins	4-2	71	8-18	.444	2-3	.667	4-5	.800	2	2	4	4	3-0	0	2	2	22	5.5
Ju. Holiday	1-0	16	2-5	.400	0-1	.000	0-0	---	0	4	4	1	0-0	0	1	0	4	4.0
Ivey	1-0	7	1-1	1.000	1-1	1.000	0-0	---	0	1	1	0	0-0	1	0	0	3	3.0
Moultrie	3-0	40	3-6	.500	0-0	---	0-0	---	5	2	7	2	8-0	1	1	1	6	2.0
Jenkins	2-0	25	1-6	.167	0-0	---	1-2	.500	0	3	3	4	0-0	2	0	0	3	1.5
76ERS	4	960	146-323	.452	30-64	.469	48-67	.716	38	112	150	90	70-0	18	36	11	370	92.5

NETS 2012-13 SEASON SERIES STATISTICS VS. SIXERS

PLAYER	G-GS	MIN	FG-A	PCT	3FG-A	PCT	FT-A	PCT	OFF	DEF	TOT	AST	PF-DQ	STL	TO	BLK	PTS	AVG
D. Williams	4-4	135	27-51	.529	7-18	.389	15-19	.789	1	13	14	27	11-0	0	4	2	76	19.0
Lopez	4-4	108	32-59	.542	0-0	---	11-14	.786	12	14	26	4	7-0	2	7	5	75	18.8
J. Johnson	4-4	133	27-51	.529	9-19	.474	5-9	.556	2	13	15	15	3-0	3	6	2	68	17.0
Blatche	4-0	75	16-33	.485	0-3	.000	9-10	.900	4	15	19	4	4-0	2	3	2	41	10.3
Bogans	3-1	87	8-15	.533	6-13	.462	0-0	---	0	3	3	3	2-0	1	2	0	22	7.3
Wallace	4-4	109	8-23	.348	2-8	.250	11-14	.786	5	11	16	13	7-0	6	5	2	29	7.3
Evans	4-3	98	11-25	.440	0-0	---	6-12	.500	22	40	62	4	10-0	4	6	1	28	7.0
Humphries	2-0	29	4-9	.444	0-0	---	3-3	1.000	7	3	10	0	2-0	0	3	1	11	5.5
Teletovic	3-0	36	6-13	.462	3-6	.500	0-0	---	4	6	10	2	3-0	1	1	0	15	5.0
Brooks	3-0	40	5-11	.455	1-3	.333	2-2	1.000	1	7	8	4	4-0	2	1	0	13	4.3
Stackhouse	2-0	28	3-14	.214	1-7	.143	0-0	---	0	1	1	1	2-0	1	2	0	7	3.5
Watson	4-0	60	6-19	.316	0-7	.000	2-4	.500	1	10	11	7	4-0	3	1	0	14	3.5
Taylor	2-0	9	2-6	.333	0-0	---	0-0	---	1	2	3	3	2-0	1	3	0	4	2.0
Shengelia	2-0	8	0-1	.000	0-1	.000	2-2	1.000	1	1	2	2	0-0	0	1	0	2	1.0
Joseph	1-0	5	0-1	.000	0-0	---	0-0	---	0	0	0	0	0-0	0	0	0	0	0.0
NETS	4	960	155-331	.468	29-85	.341	66-91	.725	61	139	200	89	61-0	26	46	15	405	101.3

BROOKLYN NETS



DATE	H/A	W/L	PHI	OPP	DATE	H/A	W/L	PHI	OPP	DATE	H/A	W/L	PHI	OPP	DATE	H/A	W/L	PHI	OPP
10/30/76	H	W	104	80	12/22/84	H	W	107	93	11/21/92	A	W	104	95	1/9/04	H	W	97	81
1/2/77	A	W	139	110	2/2/85	A	L	96	101	1/6/93	H	W	132	106	1/27/04	H	L	76	94
2/4/77	H	L	112	113	3/16/85	H	W	127	107	1/15/93	A	L	105	110*	2/8/04	A	L	87	99
3/20/77	A	W	111	104	4/10/85	A	L	100	125	3/30/93	A	L	77	91	4/11/04	A	L	75	89
11/4/77	A	W	107	104	11/1/85	A	L	102	106	11/13/93	A	W	98	97	11/10/04	H	W	108	100*
11/9/77	H	W	130	107	11/27/85	A	W	111	100	2/23/94	H	L	102	106	2/7/05	A	L	97	107*
1/14/78	A	W	136	120	1/14/86	A	W	123	105	3/6/94	A	L	99	126	3/2/05	H	L	93	99
2/19/78	H	W	120	110	1/15/86	H	L	89	123	4/19/94	H	L	110	115	4/17/05	A	L	83	104
11/8/78	H	W	123	117	2/5/86	H	W	142	107	1/13/95	H	L	101	110	12/10/05	A	W	107	95
11/14/78	A	L	108	124	3/22/86	H	W	123	115	3/3/95	A	W	102	98	1/18/06	H	L	90	101
3/11/79	A	L	103	104	12/6/86	H	W	105	100	3/8/95	H	L	108	115*	4/12/06	A	W	116	96
3/23/79	H	W	110	98	12/12/86	A	L	90	123	4/13/95	H	W	102	94	4/18/06	H	W	91	88
10/17/79	A	W	113	88	2/4/87	A	W	121	95	4/15/95	A	W	97	87	12/2/06	A	L	107	112
11/24/79	H	W	91	82	3/7/87	H	L	102	114	11/18/95	A	L	79	95	2/5/07	H	W	100	98*
1/9/80	H	W	108	105	3/27/87	H	W	110	99	12/23/95	H	L	85	98	3/4/07	H	W	99	86
1/18/80	A	W	112	105	4/3/87	A	L	109	113	1/12/96	A	W	107	80	3/31/07	A	L	82	86
3/21/80	H	W	108	99	12/23/87	A	W	110	106	4/8/96	H	W	82	79	11/3/07	H	L	88	93
3/28/80	A	L	92	99	1/13/88	H	W	104	95	1/17/97	H	L	103	105*	12/1/07	A	L	92	94*
10/15/80	A	W	119	111	2/14/88	A	L	105	109	3/21/97	H	W	112	110	3/22/08	H	W	91	87
11/15/80	H	W	115	108	2/19/88	H	W	115	100	3/26/97	A	L	105	123	4/1/08	A	W	108	99
12/14/80	A	W	114	107	3/22/88	A	L	90	102	4/16/97	A	W	113	105	12/6/08	H	L	84	95
12/19/80	H	W	122	107	4/21/88	H	W	104	101	12/5/97	A	L	88	107	1/31/09	H	L	83	85
1/14/81	H	W	110	105	12/16/88	A	W	114	106	2/14/98	H	L	98	105	2/23/09	A	L	96	98
3/17/81	A	L	120	126*	1/11/89	H	W	103	94	2/21/98	A	W	98	89	4/5/09	A	L	67	96
12/5/81	A	W	114	105	11/28/89	A	W	123	105	3/25/98	H	L	86	91	11/6/09	H	W	97	94
1/9/82	H	L	113	120	2/17/89	H	L	127	129*	3/12/99	H	W	100	93*	11/11/09	A	W	82	79
1/17/82	A	L	97	105	3/15/89	H	W	100	96	4/7/99	A	W	96	92	1/31/10	A	W	83	79
2/5/82	H	W	116	112	4/20/89	A	W	105	92	4/18/99	A	L	79	86	3/17/10	H	W	108	97
3/24/82	H	L	106	111	12/12/89	A	L	82	97	11/20/99	A	W	100	96	11/27/10	H	W	102	86
4/7/82	A	W	116	113	12/0/90	H	W	108	98	12/23/99	A	L	94	99	12/14/10	A	W	82	77
10/30/82	H	W	110	99	2/14/90	H	W	122	112	1/17/00	H	W	101	96	2/2/11	A	W	106	92
11/13/82	A	W	110	100	3/16/90	H	W	119	110	2/9/00	H	W	92	90	4/1/11	H	W	115	90
3/6/83	A	L	106	112	3/19/90	A	W	108	94	1/9/01	A	W	104	87	1/25/12	H	L	90	97*
3/25/83	H	L	92	101	11/3/90	H	W	112	110*	1/19/01	H	W	97	86	4/10/12	A	W	107	88
4/1/83	H	L	104	111	11/27/90	A	L	92	98	2/4/01	A	L	89	96	4/13/12	H	L	89	95
4/15/83	A	W	100	98	1/12/91	H	W	109	99	3/7/01	H	W	102	94	4/23/12	A	W	105	87
11/5/83	A	W	119	112	2/23/91	A	L	103	90	11/17/01	A	W	94	82	12/23/12	A	L	92	95
12/9/83	H	L	93	100	3/26/91	A	L	95	98*	3/1/02	H	W	110	102	1/8/13	H	L	89	109
1/6/84	H	W	108	104	11/6/91	H	W	107	105	3/27/02	H	L	80	88	3/11/13	H	W	106	97
2/17/84	H	W	114	109	12/3/91	A	L	86	88	3/30/02	A	L	92	102	4/9/13	A	L	83	104
2/21/84	A	L	116	119*	1/25/92	H	W	115	94	1/15/03	H	W	108	107	*overtime **double-overtime				
4/10/84	A	L	102	106	2/12/92	H	L	87	102	2/5/03	H	L	85	111					
10/30/84	A	W	118	96	2/14/92	A	L	99	107	2/16/03	A	W	90	83					
12/2/84	H	W	114	112	11/6/92	H	L	111	114	3/16/03	A	W	92	87					





CHARLOTTE BOBCATS



GENERAL INFORMATION



Steve Clifford

Franchise Timeline (Established) Charlotte Bobcats (2004-05)
 Address 333 E. Trade Street; Charlotte, NC 28202
 Chairman Michael Jordan
 President of Basketball Operations Rod Higgins
 General Manager Rich Cho
 Head Coach Mike Dunlap
 Assistant Coaches Rick Brunson, Dan Leibovitz, Stephen Silas, Brian Winters
 Head Athletic Trainer Steve Stricker
 Public Relations B.J. Evans, Josh Rosen, Jerome Hubbard
 Home Court Time Warner Cable Arena (19,077)

BROADCAST INFORMATION

Radio WFNZ; Scott Lauer
 Cable Television FSN Carolinas/SportSouth; Steve Martin, Dell Curry, Stephanie Ready

2013-14 SCHEDULE

12/6/13 @ CHA
 1/15/14 @ PHI
 4/2/14 @ PHI
 4/12/14 @ CHA

ALL-TIME SERIES RESULTS

Overall: 18-14
 Home: 13-3
 Away: 5-11

ALL-TIME SERIES INFORMATION

SIXERS

Largest Margin of Victory: 32, 3/11/05
 Most Pts. Scored: 119, 12/9/05
 Fewest Pts. Scored: 83, 2x last 4/3/13

BOBCATS

Largest Margin of Victory: 19, 3/31/10
 Most Pts. Scored: 115 2x, last 4/16/08
 Fewest Pts. Scored: 63, 11/7/07

SIXERS 2012-13 SEASON SERIES STATISTICS VS. BOBCATS

PLAYER	G-GS	MIN	FG-A	PCT	3FG-A	PCT	FT-A	PCT	OFF	DEF	TOT	AST	PF-DQ	STL	TO	BLK	PTS	AVG
Richardson	1-1	30	9-17	.529	4-8	.500	0-0	---	1	4	5	1	1-0	2	2	1	22	22.0
Turner	4-4	142	31-61	.508	2-7	.286	13-14	.929	4	29	33	10	15-0	3	11	1	77	19.3
Wilkins	2-2	69	13-24	.542	0-1	.000	9-13	.692	5	8	13	3	7-0	1	0	0	35	17.5
Jr. Holiday	4-4	155	24-79	.304	0-12	.000	4-9	.444	5	9	14	39	9-0	3	13	1	52	13.0
Hawes	4-3	122	22-38	.579	2-6	.333	4-4	1.000	8	16	24	11	10-0	2	5	2	50	12.5
Pargo	1-0	29	4-9	.444	1-2	.500	3-3	1.000	1	3	4	6	5-0	0	1	0	12	12.0
T. Young	3-3	109	15-32	.469	0-1	.000	6-7	.857	5	19	24	5	6-0	5	4	1	36	12.0
Allen	4-2	111	14-28	.500	0-0	---	1-2	.500	20	17	37	6	8-0	2	2	2	29	7.3
N. Young	2-1	39	5-14	.357	1-7	.143	3-4	.750	0	3	3	3	4-0	1	1	1	14	7.0
Ivey	2-0	40	5-11	.455	3-6	.500	0-1	.000	1	1	2	3	5-0	3	0	0	13	6.5
Wayns	1-0	11	2-5	.400	1-3	.333	0-0	---	0	0	0	2	1-0	0	1	0	5	5.0
Wright	4-0	65	6-16	.375	5-12	.417	3-3	1.000	0	6	6	4	3-0	3	1	1	20	5.0
Moultrie	2-0	23	3-5	.600	0-0	---	1-3	.333	4	6	10	0	1-0	1	2	0	7	3.5
Ju. Holiday	1-0	7	1-5	.200	0-0	---	0-0	---	0	2	2	0	1-0	0	2	0	2	2.0
Brown	1-0	9	0-2	.000	0-0	---	0-0	---	1	1	2	1	1-0	0	0	0	0	0.0
76ERS	4	960	154-346	.445	19-65	.292	47-63	.746	55	124	179	94	77-0	26	47	10	374	93.5

BOBCATS 2012-13 SEASON SERIES STATISTICS VS. SIXERS

PLAYER	G-GS	MIN	FG-A	PCT	3FG-A	PCT	FT-A	PCT	OFF	DEF	TOT	AST	PF-DQ	STL	TO	BLK	PTS	AVG
Henderson	3-3	110	22-48	.458	1-6	.167	11-15	.733	3	5	8	14	4-0	5	1	1	56	18.7
Sessions	2-0	62	9-25	.360	1-2	.500	9-9	1.000	2	6	8	10	4-0	2	2	1	28	14.0
Mullens	2-2	72	10-31	.323	0-7	.000	6-7	.857	1	8	9	0	3-0	1	3	1	26	13.0
Walker	4-4	129	19-48	.396	5-15	.333	9-10	.900	3	13	16	32	7-0	8	13	2	52	13.0
Williams	1-0	17	5-7	.714	2-3	.667	0-0	---	0	3	3	1	1-0	0	2	0	12	12.0
McRoberts	2-2	83	12-20	.600	0-0	---	3-4	.750	5	14	19	5	7-0	1	2	0	27	13.5
Kidd-Gilchrist	4-4	94	17-33	.515	0-0	---	3-4	.750	3	23	26	4	5-0	1	5	0	37	9.3
Gordon	4-0	101	13-36	.361	4-11	.364	6-7	.857	2	9	11	13	6-0	1	8	1	36	9.0
Haywood	2-1	53	7-16	.438	0-0	---	3-6	.500	8	3	11	1	3-0	1	1	1	17	8.5
Taylor	2-1	43	6-13	.462	2-6	.333	2-2	1.000	2	2	4	4	3-0	1	2	0	16	8.0
Biyombo	4-3	125	11-20	.550	0-0	---	4-8	.500	9	25	34	3	12-0	2	3	10	26	6.5
Thomas	1-0	12	2-9	.222	0-1	.000	2-2	1.000	1	1	2	0	1-0	1	0	0	6	6.0
Pargo	2-0	25	5-13	.385	1-4	.250	0-0	---	2	2	4	1	4-0	1	4	0	11	5.5
Adrien	3-0	27	1-8	.125	0-0	---	2-6	.333	4	5	9	1	2-0	1	0	0	4	1.3
Diop	1-0	7	0-1	.000	0-0	---	0-0	---	1	1	2	0	0-0	0	0	0	0	0.0
BOBCATS	4	960	139-328	.424	16-55	.291	60-80	.750	46	120	166	89	62-0	26	50	17	354	88.5

CHARLOTTE BOBCATS



DATE	H/A	W/L	PHI	OPP
1/19/05	A	W	107	105
3/11/05	H	W	112	80
4/6/05	H	W	106	103
11/4/05	H	L	93	110
12/9/05	H	W	119	115
2/8/06	A	L	92	100
4/19/06	A	L	86	96
1/13/07	A	L	83	89
2/7/07	H	W	92	83
2/23/07	A	L	87	102
3/23/07	H	W	106	97
11/7/07	H	W	94	63
1/26/08	A	W	103	96
4/16/08	A	L	109	115
11/24/08	A	L	84	93
1/9/09	H	W	93	87
3/27/09	H	L	95	100
4/7/09	A	L	98	101
11/18/09	H	W	86	84
12/5/09	A	L	105	106
3/10/10	H	L	81	102
3/31/10	A	L	84	103
12/4/10	H	W	109	91
1/17/11	H	W	96	92*
1/20/11	A	L	97	100
1/27/12	H	W	89	72
2/13/12	A	W	98	89
3/19/12	A	W	105	80
11/30/12	A	W	104	98
2/9/13	H	W	87	76
3/30/13	H	W	100	92
4/3/13	A	L	83	88

*overtime





CHICAGO BULLS



GENERAL INFORMATION



Tom Thibodeau

Franchise Timeline (Established)Chicago Bulls (1966-67)
 Address1901 West Madison Street; Chicago, Ill. 60612
 ChairmanJerry Reinsdorf
 Executive Vice President-Basketball OperationsJohn Paxson
 General ManagerGar Forman
 Head CoachTom Thibodeau
 Assistant CoachesAndy Greer, Adrian Griffin, Ed Pinckney, Mike Wilhelm
 Director of Sports PerformanceJennifer Swanson
 Head Athletic TrainerFred Tedeschi
 Media RelationsTim Hallam, Sebrina Beyer, Matt Yob, Shaun Hickombottom
 Home CourtUnited Center (20,917)

BROADCAST INFORMATION

Radio.....WMVP (AM 1000): Chuck Swirsky, Bill Wennington, Steve Kaskul
 Spanish Radio WRTO (1200 AM): Omar Ramos, Matt Moreno
 Television.....WGN (Ch. 9), WCIU-TV (Ch. 26): Neil Funk, Stacey King
 Cable Television.....Comcast SportsNet: Neil Funk, Stacey King

ALL-TIME SERIES INFORMATION

SIXERS

Largest Margin of Victory: 41, 11/11/80
 Most Pts. Scored: 145, 2x last 11/10/82
 Fewest Pts. Scored: 74, 11/1/97

BULLS

Largest Margin of Victory: 45, 12/21/10
 Most Pts. Scored: 148, 11/19/71
 Fewest Pts. Scored: 67, 3/14/01

2013-14 SCHEDULE

11/2/13 @ PHI
 1/18/14 @ CHI
 3/19/14 @ PHI
 3/22/14 @ CHI

ALL-TIME SERIES RESULTS

Overall: 115-91
 Home: 64-33
 Away: 47-56
 Neutral: 4-2

PLAYOFFS

Overall: 6-10
 Home: 5-2
 Away: 1-8

SIXERS 2012-13 SEASON SERIES STATISTICS VS. BULLS

PLAYER	G-GS	MIN	FG-A	PCT	3FG-A	PCT	FT-A	PCT	OFF	DEF	TOT	AST	PF-DQ	STL	TO	BLK	PTS	AVG
Jr. Holiday	3-3	120	32-64	.500	2-10	.200	5-12	.417	3	8	11	19	8-0	7	10	1	71	23.7
T. Young	3-3	112	20-39	.513	0-0	---	4-13	.308	7	18	25	5	8-0	4	5	10	44	14.7
Turner	3-3	123	19-48	.396	0-3	.000	2-3	.667	2	18	20	14	9-0	7	7	0	40	13.3
Hawes	3-1	88	14-37	.378	0-3	.000	8-8	1.000	14	17	31	1	13-0	0	4	3	36	12.0
N. Young	2-1	54	5-16	.313	1-3	.333	4-4	1.000	1	3	4	3	5-0	0	0	0	15	7.5
Richardson	2-2	66	5-21	.238	3-12	.250	1-1	1.000	2	8	10	4	6-0	1	1	1	14	7.0
Allen	3-2	77	8-18	.444	0-0	---	2-2	1.000	6	13	19	3	12-0	1	3	4	18	6.0
Wright	3-0	46	4-6	.667	3-5	.600	1-3	.333	1	6	7	1	3-0	0	5	2	12	4.0
Pargo	1-0	13	0-3	.000	0-0	---	1-2	.500	0	0	0	2	0-0	0	0	0	1	1.0
Moultrie	2-0	10	3-3	1.000	0-0	---	0-0	---	1	0	1	0	1-0	0	0	0	6	3.0
Wayns	2-0	10	0-3	.000	0-1	.000	2-2	1.000	0	0	0	0	2-0	0	1	0	2	1.0
76ERS	3	720	110-258	.426	9-37	.243	30-50	.600	37	91	128	52	67-0	20	36	21	259	86.3

BULLS 2012-13 SEASON SERIES STATISTICS VS. SIXERS

PLAYER	G-GS	MIN	FG-A	PCT	3FG-A	PCT	FT-A	PCT	OFF	DEF	TOT	AST	PF-DQ	STL	TO	BLK	PTS	AVG
Deng	3-3	122	22-47	.468	1-5	.200	11-12	.917	10	17	27	14	4-0	3	10	2	56	18.7
Noah	3-3	131	21-37	.568	0-0	---	14-16	.875	13	28	41	13	7-0	5	8	15	56	18.7
Hamilton	1-1	23	6-12	.500	0-0	---	3-4	.750	1	2	3	1	2-0	0	1	0	15	15.0
Boozer	3-3	93	11-33	.333	0-0	---	16-20	.800	6	24	30	6	6-0	0	6	1	38	12.7
Hinrich	2-2	76	7-21	.333	2-6	.333	5-7	.714	0	8	8	12	8-0	0	1	4	21	10.5
Robinson	3-1	59	10-28	.357	5-12	.417	5-7	.714	0	1	1	9	1-0	0	5	0	30	10.0
Gibson	2-0	47	7-14	.500	0-0	---	3-4	.750	3	12	15	2	6-0	1	1	1	17	8.5
Belinelli	3-2	68	10-27	.370	1-5	.200	3-4	.750	0	5	5	4	4-0	4	0	0	24	8.0
Teague	1-0	20	2-6	.333	0-0	---	2-2	1.000	0	2	2	4	2-0	2	1	0	6	6.0
Butler	3-0	71	7-14	.500	2-4	.500	1-4	.250	2	6	8	5	1-0	2	1	1	17	5.7
Mohammed	1-0	3	1-2	.500	0-0	---	0-0	---	1	1	2	1	1-0	0	1	0	2	2.0
Cook	1-0	7	0-1	.000	0-0	---	0-0	---	0	0	0	0	0-0	0	0	0	0	0.0
BULLS	3	720	104-242	.430	11-32	.344	63-80	.788	36	106	142	71	42-0	17	37	24	282	94.0

CHICAGO BULLS



DATE	H/A	W/L	PHI	OPP	DATE	H/A	W/L	PHI	OPP	DATE	H/A	W/L	PHI	OPP	DATE	H/A	W/L	PHI	OPP
11/11/66	H	W	126	113	11/10/76	H	W	103	88	11/7/87	A	L	94	104	3/14/01	A	W	85	67
11/13/66	A	W	132	126	12/14/76	A	L	88	101	12/8/87	A	W	109	96	4/18/01	H	L	86	92
11/18/66	N	W	145	120	3/13/77	H	L	102	106	1/27/88	H	L	109	119*	12/1/01	A	W	93	76
12/6/66	H	W	129	119	3/29/77	A	W	119	113	2/29/88	H	W	102	101	3/28/02	A	W	99	79
12/7/66	A	W	117	103	11/2/77	H	L	102	103	3/3/88	A	L	93	97	4/15/02	H	L	96	98
1/4/67	H	W	136	115	12/16/77	A	L	110	115	3/23/88	H	L	102	118	2/12/03	H	W	119	111*
1/8/67	A	W	117	108	2/28/77	H	W	129	125*	11/5/88	A	L	107	120	2/19/03	A	W	110	82
1/19/67	N	W	127	102	12/7/78	A	L	106	108	11/16/88	H	W	123	110	4/2/03	H	W	108	101
3/1/67	N	L	122	129	12/5/78	A	L	91	96	1/25/89	H	W	120	108	4/15/03	A	L	106	115
11/24/67	A	W	122	104	1/3/79	H	W	111	98	3/7/89	A	W	90	88	11/7/03	A	W	106	85
11/25/67	H	L	114	119	2/1/79	A	W	128	105	12/9/89	A	L	105	125	12/4/03	H	W	83	82
12/16/67	A	W	143	123	3/28/79	H	W	112	96	12/23/89	H	W	131	104	3/6/04	H	W	97	88
1/20/68	A	W	135	111	11/17/79	A	L	103	106*	1/26/90	H	W	120	109	3/9/04	A	W	89	81
2/9/68	H	W	118	113	2/16/80	H	W	100	92	3/17/90	A	L	109	114	12/10/04	A	W	93	88
3/12/68	N	W	139	115	10/29/80	H	W	115	102	11/2/90	A	W	124	116	1/12/05	A	L	78	110
3/16/68	A	W	144	122	11/11/80	A	W	121	80	1/9/91	H	L	99	107	3/19/05	H	L	88	94
10/26/68	H	W	122	118	12/10/80	H	W	113	100	3/22/91	H	W	95	90	2/16/06	A	L	84	117
12/5/68	A	W	109	92	1/10/81	A	W	117	102	4/7/91	A	W	114	111*	2/25/06	H	W	108	102
2/1/69	H	W	112	104	3/4/81	H	L	100	111	11/1/91	A	L	90	110*	4/5/06	H	L	92	99
3/4/69	A	L	113	114	3/20/81	A	L	108	120	12/7/91	H	W	103	100	4/8/06	A	W	89	75
3/7/69	H	W	131	113	11/11/81	H	W	117	90	1/14/92	A	L	80	103	11/24/06	H	W	123	108
3/13/69	A	W	113	106	12/12/81	A	W	117	114*	3/8/92	H	L	99	103	12/6/06	A	L	94	121
11/4/69	N	W	113	109	2/7/82	H	W	123	107	12/19/92	A	W	98	96	3/14/07	H	L	87	88
11/18/69	A	L	119	127	3/28/82	A	L	109	112	1/9/93	H	W	104	91	1/22/07	A	W	96	85
12/14/69	H	W	126	121	3/31/82	H	W	99	98	3/24/93	H	L	100	113	1/11/08	H	L	97	100
12/31/69	H	W	129	109	4/6/82	A	W	117	104	4/20/93	A	L	94	123	3/14/08	A	W	110	106
1/12/70	A	L	113	117	11/10/82	H	W	145	108	12/8/93	H	W	95	88*	3/26/08	H	W	121	99
2/20/70	A	L	119	126	1/19/83	H	W	126	106	1/17/94	A	L	91	121	11/30/08	H	L	92	103
10/14/70	H	W	110	107	1/25/83	A	W	116	99	3/23/94	H	L	87	99	12/2/08	A	W	103	95*
12/1/70	A	L	91	107	2/10/83	A	W	116	110	3/29/94	A	L	103	106	3/13/09	H	W	104	101
1/14/71	A	L	103	108	2/25/83	H	W	116	111	11/7/94	A	L	83	98	4/9/09	A	L	99	113
1/15/71	H	W	99	96	3/29/83	A	L	95	97	1/11/95	H	L	77	115	11/14/09	A	L	88	94
2/5/71	A	L	102	114	11/1/83	H	W	99	91	3/4/95	H	L	94	106	2/3/10	H	W	106	103*
10/12/71	A	W	114	100	2/7/84	A	L	89	104	4/1/95	A	L	84	91	2/20/10	A	L	90	122
11/19/71	H	L	104	148	2/10/84	H	L	91	100	1/13/96	H	L	93	120	3/20/10	H	L	84	98
1/5/72	H	L	107	139	3/31/84	A	W	111	104	1/16/96	A	L	104	116	12/21/10	A	L	76	121
2/22/72	A	L	88	119	4/15/84	H	W	129	115	3/18/96	H	L	94	98	1/7/11	H	W	105	99
3/24/72	H	L	99	116	11/17/84	A	W	109	100	4/12/96	A	L	82	112	3/28/11	A	W	97	85
10/10/72	A	L	89	95	12/15/84	A	W	114	102	11/2/96	A	L	86	115	2/1/12	H	W	98	82
12/8/72	H	L	102	118	2/1/85	H	W	121	110	12/21/96	H	L	105	111	3/4/12	H	L	91	96
1/9/73	A	L	110	126	3/30/85	A	W	122	117	3/12/97	H	L	104	108	3/17/12	A	L	80	89
3/9/73	N	L	84	104	4/5/85	H	W	116	113	4/7/97	A	L	102	128	12/1/12	A	L	88	93
11/28/73	H	W	101	96	11/13/85	H	W	110	106	11/1/97	A	L	74	94	12/12/12	H	L	89	96
12/6/73	A	L	98	103	12/12/85	A	L	102	106	1/15/98	H	W	106	96	2/28/13	A	L	82	93
2/2/74	H	L	89	105	1/17/86	A	W	120	118*	4/17/98	H	L	80	87					
3/19/74	A	L	94	103	2/12/86	H	W	106	98	2/25/99	A	W	98	80					
11/6/74	H	W	105	90	2/25/86	A	W	122	108	3/3/99	H	W	102	86					
12/28/74	A	L	91	92	3/19/86	H	W	118	112	3/30/99	A	L	81	91					
2/9/75	H	W	109	97	1/17/87	A	L	89	105	11/7/99	H	W	92	86					
3/18/75	A	L	96	111	1/30/87	H	W	121	112	12/17/99	H	W	77	74					
10/24/75	A	W	110	103	2/10/87	A	L	99	104	3/4/00	A	W	95	84					
11/5/75	H	W	115	82	3/11/87	H	W	117	108	4/18/00	A	W	93	89					
2/10/76	A	W	85	84	3/24/87	A	L	91	93	12/16/00	A	W	99	91					
3/17/76	H	W	108	101	4/10/87	H	W	98	96*	1/17/01	H	W	99	88					

* overtime
**double-overtime





CLEVELAND CAVALIERS



GENERAL INFORMATION



Mike Brown

Franchise Timeline (Established) Cleveland Cavaliers (1970-71)
 Address One Center Court; Cleveland, OH 44115-4001
 Majority Owner Dan Gilbert
 General Manager Chris Grant
 Head Coach Byron Scott
 Assistant Coaches Paul Pressey, Jamahl Mosley, Joe Prunty, Nate Tibbetts
 Assistant Coach/Strength & Conditioning Coordinator Stan Kellers
 Head Athletic Trainer Stephen Spiro
 Basketball Communications Tad Carper, B.J. Evans, Jeff Schaefer
 Home Court Quicken Loans Arena (20,562)

BROADCAST INFORMATION

Radio WTAM (1100 AM): John Michael, Jim Chones, Mike Snyder
 Television FOX Sports Ohio: Fred McLeod, Austin Carr, Allie Clifton

2013-14

SCHEDULE

11/8/13 @ PHI
 11/9/13 @ CLE
 1/7/14 @ CLE
 2/18/14 @ PHI

ALL-TIME

SERIES RESULTS

Overall: 100-88
 Home: 58-35
 Away: 42-51
 Neutral: 0-2

PLAYOFFS

Overall: 3-2
 Home: 3-0
 Away: 0-2

ALL-TIME SERIES INFORMATION

SIXERS

Largest Margin of Victory: 54, 11/02/70
 Most Pts. Scored: 148, 1/2/72
 Fewest Pts. Scored: 67, 1/15/94

CAVALIERS

Largest Margin of Victory: 43, 1/15/94
 Most Pts. Scored: 131, 3/20/73
 Fewest Pts. Scored: 68, 11/23/01

SIXERS 2012-13 SEASON SERIES STATISTICS VS. CAVALIERS

PLAYER	G-GS	MIN	FG-A	PCT	3FG-A	PCT	FT-A	PCT	OFF	DEF	TOT	AST	PF-DQ	STL	TO	BLK	PTS	AVG
Jr. Holiday	4-4	143	27-67	.403	7-13	.538	3-3	1.000	5	10	15	24	8-0	6	11	2	64	16.0
Turner	4-4	144	25-52	.481	4-12	.333	7-9	.778	4	31	35	24	7-0	3	6	3	61	15.3
Richardson	2-2	62	11-27	.407	4-12	.333	2-2	1.000	3	8	11	3	3-0	5	2	3	28	14.0
N. Young	2-0	47	9-19	.474	2-4	.500	6-8	.750	1	4	5	0	1-0	2	1	1	26	13.0
T. Young	4-4	147	22-45	.489	0-0	---	6-12	.500	9	23	32	7	7-0	7	5	1	50	12.5
Hawes	4-2	118	20-46	.435	4-8	.500	4-7	.571	9	21	30	14	8-0	4	4	12	48	12.0
Wright	4-0	75	9-30	.300	5-19	.263	4-4	1.000	3	7	10	7	6-0	2	1	4	27	6.8
Ju. Holiday	1-0	26	2-7	.286	1-3	.333	1-2	.500	0	1	1	3	1-0	1	1	2	6	6.0
Moultrie	2-0	29	6-7	.857	0-0	---	0-0	---	3	3	6	1	3-0	0	4	0	12	6.0
Wilkins	3-2	71	7-14	.500	1-2	.500	3-4	.750	2	5	7	8	2-0	2	2	2	18	6.0
Brown	2-2	30	2-3	.667	0-0	---	1-2	.500	1	2	3	1	5-0	1	0	2	5	2.5
Pargo	1-0	6	1-2	.500	0-0	---	0-0	---	0	0	0	2	0-0	0	0	0	2	2.0
Allen	4-0	40	2-11	.182	0-0	---	2-2	1.000	2	4	6	3	5-0	0	2	3	6	1.5
Ivey	3-0	21	2-8	.250	0-3	.000	0-0	---	0	1	1	1	0-0	1	0	0	4	1.3
76ERS	4	960	145-338	.429	28-76	.368	39-55	.709	42	120	162	98	56-0	34	40	35	357	89.3

CAVALIERS 2012-13 SEASON SERIES STATISTICS VS. SIXERS

PLAYER	G-GS	MIN	FG-A	PCT	3FG-A	PCT	FT-A	PCT	OFF	DEF	TOT	AST	PF-DQ	STL	TO	BLK	PTS	AVG
Pargo	2-1	50	13-23	.565	6-11	.545	2-4	.500	0	6	6	5	5-0	1	5	0	34	17.0
Varejao	2-2	72	8-22	.364	0-0	---	8-9	.889	12	22	34	5	2-0	2	4	0	24	12.0
Miles	3-0	69	13-28	.464	6-12	.500	3-4	.750	2	8	10	4	3-0	0	8	2	35	11.7
Jones	1-0	22	5-11	.455	0-0	---	1-2	.500	4	6	10	3	1-0	0	0	0	11	11.0
Walters	3-2	95	14-50	.280	4-15	.267	0-0	---	1	7	8	8	1-0	1	11	0	32	10.7
Livingston	1-1	31	5-15	.333	0-0	---	0-0	---	1	2	3	6	2-0	0	0	0	10	10.0
Thompson	4-4	104	16-42	.381	0-0	---	8-16	.500	17	24	41	7	4-0	0	2	6	40	10.0
Gee	4-4	124	15-35	.429	4-13	.308	5-5	1.000	5	10	15	5	6-0	3	6	5	39	9.8
Speights	2-0	36	7-18	.389	0-0	---	4-4	1.000	1	5	6	1	2-0	1	2	3	18	9.0
Ellington	2-2	57	9-26	.346	2-11	.182	2-2	1.000	0	9	9	3	1-0	3	3	0	22	11.0
Irving	2-2	56	5-20	.250	1-6	.167	2-2	1.000	0	7	7	7	8-0	2	9	0	13	6.5
Casspi	3-0	53	5-9	.556	2-3	.667	7-11	.636	0	8	8	2	4-0	3	3	3	19	6.3
Zeller	4-2	109	11-28	.393	0-1	.000	0-0	---	10	15	25	5	10-0	2	3	2	22	5.3
Walton	1-0	21	2-4	.500	1-2	.500	0-0	---	3	4	7	7	3-0	1	2	1	5	5.0
Gibson	2-0	36	3-4	.750	1-2	.500	0-0	---	1	2	3	5	3-0	0	1	0	7	3.5
Quinn	2-0	24	2-6	.333	0-1	.000	0-0	---	0	0	0	4	2-0	1	1	0	4	2.0
CAVALIERS	4	960	133-341	.390	27-77	.351	42-59	.712	57	135	192	77	57-0	20	63	22	335	83.8

CLEVELAND CAVALIERS



DATE	H/A	W/L	PHI	OPP	DATE	H/A	W/L	PHI	OPP	DATE	H/A	W/L	PHI	OPP	DATE	H/A	W/L	PHI	OPP
11/2/70	H	W	141	87	10/28/80	A	W	119	101	4/11/89	A	L	90	92	3/6/02	H	W	85	76
12/27/70	A	L	101	114	12/9/80	A	W	96	83	11/29/89	H	W	114	84	11/8/02	H	W	108	84
1/16/71	H	W	115	96	12/17/80	H	W	103	79	1/12/90	H	L	102	113	11/29/02	A	W	106	99
3/9/71	A	W	124	113	1/16/81	H	W	137	119	1/23/90	A	W	103	88	2/21/03	A	W	119	99
10/24/71	A	W	111	93	2/11/81	H	W	122	120*	3/13/90	A	L	102	119	2/23/03	H	W	116	103
10/27/71	H	W	120	106	3/27/81	A	W	138	117	11/10/90	A	L	88	104	11/15/03	A	L	88	91*
11/28/71	A	L	120	124	10/30/81	H	W	128	104	11/23/90	H	W	111	105	12/19/03	H	L	81	88
12/29/71	N	L	102	103	11/20/81	A	W	99	94	3/31/91	H	W	110	101	1/24/04	A	L	87	95
1/2/72	A	W	148	119	12/11/81	H	W	131	113	4/21/91	A	L	110	123	3/26/04	H	W	86	71
2/16/72	H	W	126	116	3/26/82	A	W	115	111	11/26/91	H	L	91	95	3/4/05	H	W	98	89
10/25/72	H	L	108	113	4/2/82	H	W	135	115	11/27/91	A	L	97	107	3/18/05	A	W	93	81
10/31/72	A	L	116	126	11/26/82	A	W	120	102	1/11/92	A	L	102	108	4/8/05	H	W	103	98
1/12/73	N	L	109	113**	12/15/82	H	W	99	93	2/5/92	H	L	108	110*	11/19/05	H	L	120	123
1/26/73	A	L	100	105	1/18/83	A	W	98	90	12/16/92	H	L	97	115	2/4/06	A	W	100	95
3/20/73	A	L	105	131	3/27/83	H	W	94	80	3/16/93	A	L	98	110	2/22/06	H	W	116	107
3/21/73	H	L	109	112	4/3/83	A	W	96	84	3/26/93	H	L	84	103	4/4/06	A	L	91	124
11/30/73	A	L	110	112	12/16/83	H	W	115	105	4/25/93	A	L	103	107	11/25/06	A	L	95	108
12/5/73	H	L	75	89	1/7/84	A	L	98	106	1/15/94	A	L	67	110	1/24/07	A	W	118	115**
1/9/74	H	W	90	86	1/18/84	A	W	109	107	2/2/94	H	L	97	105	1/26/07	H	L	97	105
1/13/74	A	L	94	96	1/20/84	H	W	109	106	3/3/94	A	L	87	95	4/17/07	H	L	92	98
3/1/74	H	L	93	110	2/23/84	A	L	109	116*	3/25/94	H	L	88	105	12/15/07	A	W	92	86
3/17/74	A	L	99	115	3/23/84	H	W	100	95	12/3/94	A	W	83	78	3/30/08	A	L	88	91
11/28/74	A	L	103	110	10/26/84	H	W	111	101	12/16/94	H	L	80	84	4/14/08	H	L	90	91
1/18/75	H	L	106	108	1/22/85	A	W	101	100	2/7/95	A	L	84	90	12/10/08	H	L	93	101
2/12/75	H	L	102	105	2/15/85	H	L	107	112	3/12/95	H	L	72	92	12/12/08	A	L	72	88
3/15/75	A	W	96	88	2/18/85	A	L	113	120	11/17/95	H	L	82	114	4/10/09	H	L	92	102
12/9/75	H	W	100	85	3/19/85	A	L	89	116	12/8/95	A	L	85	113	4/15/09	A	W	111	110*
12/27/76	H	W	112	101	4/3/85	H	L	110	113	1/24/96	H	L	88	91	11/21/09	A	L	91	97
1/8/76	A	L	105	115	12/11/85	H	W	125	110	2/17/96	A	L	82	97	12/16/09	H	L	101	108
2/6/76	H	L	87	92	1/24/86	A	W	121	114	11/15/96	H	L	89	105	3/12/10	H	L	95	100
3/18/76	A	L	104	110	2/6/86	A	W	111	103	2/11/97	A	L	94	105	11/5/10	H	L	116	123
11/27/76	A	L	104	111	3/14/86	H	W	109	100	4/12/97	A	L	118	125	11/16/10	A	L	94	101
1/7/77	H	W	116	96	3/17/86	A	W	118	112*	11/26/97	H	L	89	95	12/7/10	H	W	117	97
2/20/77	H	W	112	111	4/4/86	H	W	122	102	1/24/98	A	L	92	111	2/27/11	A	W	95	91
3/15/77	A	W	133	102	12/13/86	A	L	120	123	2/17/98	H	W	98	97	2/11/12	A	W	99	84
12/17/77	H	W	129	116	12/17/86	H	L	107	110	4/11/98	A	L	95	106	3/27/12	H	W	103	85
1/4/78	H	W	108	93	1/28/87	H	W	109	107	2/22/99	A	W	106	97	4/18/12	A	W	103	87
1/19/78	A	L	109	117	3/10/87	A	W	100	91	4/2/99	H	L	80	85	11/18/12	H	W	86	79
2/21/78	A	W	127	114	3/31/87	A	W	116	105	4/27/99	H	W	80	71	11/21/12	A	L	83	92
12/9/78	A	L	107	115	4/1/87	H	W	108	99	11/26/99	H	W	106	83	3/29/13	A	W	97	87
1/17/79	H	W	107	94	11/21/87	A	L	88	101	12/3/99	A	W	102	100*	4/14/13	H	W	91	77
2/15/79	A	L	100	113	11/24/87	H	W	108	104	2/18/00	H	W	104	75					
3/30/79	H	W	129	93	1/9/88	H	W	126	110	3/14/00	A	W	98	97*					
10/27/79	A	W	112	106	2/17/88	H	L	107	115	11/15/00	H	W	107	98					
12/1/79	H	W	117	105	4/23/88	A	L	99	104	12/2/00	A	W	112	78					
1/3/80	A	W	109	108	11/23/88	H	W	104	91	1/6/01	A	W	107	103					
1/19/80	H	W	111	107	1/31/89	A	L	103	118	4/6/01	H	W	96	88					
2/17/80	H	W	115	100	2/18/89	A	L	100	118	11/23/01	H	W	79	68					
3/16/80	A	L	109	123	3/22/89	H	W	100	97	12/15/02	A	W	94	91					

* overtime

**double overtime





DALLAS MAVERICKS



GENERAL INFORMATION



Rick Carlisle

Franchise Timeline (Established)Dallas Mavericks (1980-81)
 Address2500 Victory Avenue, Dallas, TX 75219
 OwnerMark Cuban
 President of Basketball OperationsDonn Nelson
 General ManagerGersson Rosas
 Head CoachRick Carlisle
 Assistant CoachesKaleb Canales, Monte Mathis, Tony Brown, Darrell Armstrong
 Head Athletic TrainerCasey Smith
 Basketball CommunicationsSarah Melton, Scott Tomlin, Alan Rakowski
 Corporate Communications/Community Relations DirectorGina Calvert
 Home CourtAmerican Airlines Center (19,200)

BROADCAST INFORMATION

Radio.....ESPN Radio (103.3 FM): Chuck Cooperstein, Brad Davis
 Spanish RadioUnivision America (1270 AM): Victor Villalba
 Television.....FSN Southwest: Mark Followill, Derek Harper, Jeff Wade

ALL-TIME SERIES INFORMATION

SIXERS

Largest Margin of Victory: 32, 2/23/83
 Most Pts. Scored: 133, 2/23/83
 Fewest Pts. Scored: 75, 2/17/12

MAVERICKS

Largest Margin of Victory: 19, 1/4/03
 Most Pts. Scored: 125, 1/14/04
 Fewest Pts. Scored: 76, 2/11/08

2013-14 SCHEDULE

11/18/13 @ DAL
 2/21/14 @ PHI

ALL-TIME SERIES RESULTS

Overall: 33-30
 Home: 17-15
 Away: 16-15

SIXERS 2012-13 SEASON SERIES STATISTICS VS. MAVERICKS

PLAYER	G-GS	MIN	FG-A	PCT	3FG-A	PCT	FT-A	PCT	OFF	DEF	TOT	AST	PF-DQ	STL	TO	BLK	PTS	AVG
Turner	2-2	74	15-28	.536	5-10	.500	4-5	.800	0	9	9	9	3-0	1	6	1	39	19.5
Jr. Holiday	1-1	41	7-13	.538	0-1	.000	4-4	1.000	0	0	7	4-0	3	6	1	18	18.0	
T. Young	2-2	65	12-27	.444	0-0	---	8-15	.533	8	6	14	3	6-0	2	2	0	32	16.0
Wright	2-0	47	9-23	.391	7-14	.500	2-2	1.000	5	4	9	6	4-0	0	3	1	27	13.5
Hawes	2-0	40	8-12	.667	0-0	---	8-8	1.000	4	5	9	0	4-0	1	2	1	24	12.0
Richardson	2-2	60	7-22	.318	3-10	.300	0-0	---	1	13	14	5	4-0	6	2	0	17	8.5
Wayns	2-0	34	3-15	.200	3-8	.375	4-4	1.000	0	2	2	9	5-0	0	0	0	13	6.5
Brown	2-1	35	4-6	.667	0-0	---	2-4	.500	5	10	15	2	6-0	2	1	1	10	5.0
N. Young	2-1	45	4-11	.364	1-5	.200	1-1	1.000	0	1	1	2	2-0	0	5	0	10	5.0
Allen	2-1	27	3-3	1.000	0-0	---	2-2	1.000	4	2	6	2	6-0	0	3	0	8	4.0
Wilkins	2-0	8	0-0	---	0-0	---	2-2	1.000	0	1	1	0	1-0	0	0	0	2	1.0
Ivey	1-0	4	0-1	.000	0-1	.000	0-0	---	0	0	0	0	1-0	0	0	0	0.0	
76ERS	2	480	72-161	.447	19-49	.388	37-47	.787	27	53	80	45	46-0	15	31	5	200	100.0

MAVERICKS 2012-13 SEASON SERIES STATISTICS VS. SIXERS

PLAYER	G-GS	MIN	FG-A	PCT	3FG-A	PCT	FT-A	PCT	OFF	DEF	TOT	AST	PF-DQ	STL	TO	BLK	PTS	AVG
Kaman	2-2	59	18-28	.643	0-0	---	4-6	.667	1	10	11	0	7-0	0	5	1	40	20.0
Mayo	2-2	71	12-22	.545	3-5	.600	10-13	.769	1	7	8	15	3-0	3	5	0	37	18.5
Brand	1-0	19	5-10	.500	0-0	---	7-8	.875	3	5	8	0	2-0	1	0	1	17	17.0
Marion	2-2	67	13-23	.565	1-3	.333	4-4	1.000	4	13	17	2	3-0	2	3	1	31	15.5
Collison	2-0	60	7-18	.389	1-3	.333	9-10	.900	0	6	6	8	2-0	7	5	0	24	12.0
B. Wright	1-0	17	5-6	.833	0-0	---	0-0	---	2	4	6	0	0-0	1	0	0	10	10.0
Carter	2-0	53	7-14	.500	4-8	.500	0-0	---	3	3	6	4	5-0	1	1	2	18	9.0
Da. Jones	2-1	40	4-10	.400	0-3	.000	2-2	1.000	0	4	4	4	3-0	1	1	0	10	5.0
Do. Jones	2-1	34	3-9	.333	0-1	.000	4-4	1.000	0	1	1	6	2-0	1	5	0	10	5.0
Crowder	2-1	42	1-8	.125	0-5	.000	4-4	1.000	1	4	5	2	6-0	2	1	0	6	3.0
Fisher	1-1	5	1-3	.333	0-0	---	0-0	---	0	0	0	1	0-0	0	0	0	2	2.0
Beaubois	1-0	2	0-0	---	0-0	---	0-0	---	0	0	0	0	0-0	0	0	0	0	0.0
Murphy	1-0	11	0-2	.000	0-2	.000	0-0	---	0	0	0	0	2-0	1	0	0	0	0.0
MAVERICKS	2	480	76-153	.497	9-30	.300	44-51	.863	15	57	72	42	35-0	20	26	5	205	102.5

DALLAS MAVERICKS



DATE	H/A	W/L	PHI	OPP
11/25/80	A	W	108	92
2/20/81	H	W	117	109
1/27/82	A	W	99	86
2/17/82	H	W	114	109
12/29/82	A	W	126	116*
2/23/83	H	W	133	101
2/15/84	A	L	116	119**
3/30/84	H	W	118	110
11/2/84	H	W	107	103
1/28/85	A	L	109	111
2/28/86	A	W	123	120
3/30/86	H	W	114	113
2/27/87	A	L	110	123
3/23/87	H	L	100	103
12/19/87	H	W	95	90
2/27/88	A	L	91	100
12/20/88	H	L	102	108
1/9/89	A	W	121	103
12/15/89	H	L	88	95
1/5/90	A	W	104	79
11/7/90	H	L	101	104
3/6/91	A	W	97	92
2/18/92	A	W	94	90
3/6/92	H	W	88	86
2/13/93	A	W	119	96
3/19/93	H	L	87	89
1/7/94	A	W	103	93
1/26/94	H	W	104	90
11/11/94	H	L	100	107
3/17/95	A	L	101	103
12/6/95	H	W	108	87
2/27/96	A	W	121	115
12/5/96	A	L	102	106
1/8/97	H	L	93	111
11/13/97	A	W	99	98
2/11/98	H	W	91	90
2/1/00	A	W	101	100
2/29/00	H	W	106	87
12/15/00	H	L	94	112
1/23/01	A	W	114	98
11/1/01	H	L	92	99
11/10/01	A	W	98	91
1/4/03	A	L	83	102
1/23/03	H	L	94	107
1/14/04	A	L	125	122**
3/22/04	H	W	107	98
1/29/05	A	W	93	89
4/1/05	H	L	83	100
11/9/05	H	W	112	97
2/27/06	A	L	92	104
12/15/06	A	L	79	93
2/11/07	H	L	89	106
11/13/07	A	L	84	99
2/11/08	H	W	84	76
1/2/09	A	L	86	96
1/19/09	H	L	93	95
11/30/09	A	L	102	104
1/22/10	H	W	92	81
11/12/10	A	L	90	99
3/1/11	H	L	93	101
2/17/12	H	L	75	82
11/27/12	H	W	100	98
12/18/12	A	L	100	107

**double-overtime

* overtime





DENVER NUGGETS



Brian Shaw

GENERAL INFORMATION

Franchise Timeline (Established)Denver Nuggets (1976-77)
 Address 1000 Chopper Circle; Denver, CO 80204
 Owner E. Stanley Kroene
 General Manager & Exec. V.P. of Basketball Operations Tim Connelly
 Head Coach Brian Shaw
 Assistant Coaches Lester Conner, Melvin Hunt, Patrick Mutombo
 Assistant Coach/Player Development Chris Farr
 Head Athletic Trainer/Traveling Secretary Jim Gillen
 Media Relations Tim Gelt, Nick O'Hayre, Aaron Lopez, Cody Wise
 Home Court Pepsi Center (19,155)

BROADCAST INFORMATION

Radio.....KRWZ (950 AM), KCKK (1510 AM/93.7 FM): Jason Kosmicki
 Television.....Altitude Sports & Entertainment: Chris Marlowe, Scott Hastings

2013-14

SCHEDULE

12/7/13 @ PHI
 1/1/14 @ DEN

ALL-TIME SERIES RESULTS

Overall: 43-33
 Home: 27-12
 Away: 16-21

ALL-TIME SERIES INFORMATION

SIXERS

Largest Margin of Victory: 31, 11/5/77
 Most Pts. Scored: 149, 3/30/90
 Fewest Pts. Scored: 75, 2/23/95

NUGGETS

Largest Margin of Victory: 30, 2/23/95
 Most Pts. Scored: 134, 2/27/82
 Fewest Pts. Scored: 71, 12/16/02

SIXERS 2012-13 SEASON SERIES STATISTICS VS. NUGGETS

PLAYER	G-GS	MIN	FG-A	PCT	3FG-A	PCT	FT-A	PCT	OFF	DEF	TOT	AST	PF-DQ	STL	TO	BLK	PTS	AVG
Hawes	2-1	69	14-22	.636	3-5	.600	2-2	1.000	5	19	24	7	7-1	2	6	9	33	16.5
Jr. Holiday	2-2	79	11-28	.393	3-8	.375	7-8	.875	2	10	12	26	6-0	6	8	1	32	16.0
T. Young	2-2	71	15-27	.556	0-0	---	1-3	.333	1	5	6	2	5-0	4	3	1	31	15.5
Wilkins	2-1	40	10-15	.667	2-4	.500	2-4	.500	0	1	1	2	3-0	4	3	0	24	12.0
Richardson	1-1	37	4-13	.308	2-7	.286	0-0	---	2	2	4	2	3-0	4	0	3	10	10.0
N. Young	1-0	19	3-9	.333	1-3	.333	2-2	1.000	0	3	3	0	0-0	1	1	0	9	9.0
Turner	2-2	60	8-19	.421	0-3	.000	1-3	.333	0	10	10	2	7-0	2	9	0	17	8.5
Moultrie	1-0	22	3-6	.500	0-0	---	2-2	1.000	5	3	8	2	2-0	0	1	0	8	8.0
Wright	2-0	42	3-14	.214	2-10	.200	6-6	1.000	2	6	8	1	2-0	3	4	1	14	7.0
Allen	1-1	17	1-5	.200	0-0	---	1-2	.500	4	0	4	0	0-0	0	1	1	3	3.0
Ivey	1-0	17	1-4	.250	1-3	.333	0-0	---	0	0	0	1	0-0	0	0	0	3	3.0
Jenkins	1-0	6	0-1	.000	0-0	---	0-0	---	0	1	1	0	1-0	0	0	0	0	0.0
Ways	1-0	3	0-0	---	0-0	---	0-0	---	0	0	0	0	0-0	0	1	0	0	0.0
76ERS	2	480	73-163	.448	14-43	.326	24-32	.750	21	60	81	45	36-1	26	39	16	184	92.0

NUGGETS 2012-13 SEASON SERIES STATISTICS VS. SIXERS

PLAYER	G-GS	MIN	FG-A	PCT	3FG-A	PCT	FT-A	PCT	OFF	DEF	TOT	AST	PF-DQ	STL	TO	BLK	PTS	AVG
Brewer	2-0	60	13-27	.481	7-12	.583	4-5	.800	0	7	7	0	9-0	6	5	1	37	18.5
Lawson	1-1	37	7-17	.412	1-2	.500	1-2	.500	1	4	5	7	4-0	2	0	0	16	16.0
A. Miller	2-1	72	14-29	.483	0-2	.000	3-5	.600	2	8	10	13	6-0	3	5	0	31	15.5
Gallinari	1-1	36	3-10	.300	2-3	.667	4-4	1.000	0	4	4	2	1-0	1	7	0	12	12.0
Iguodala	2-2	75	10-22	.455	0-5	.000	4-7	.571	3	5	8	8	2-0	4	8	2	24	12.0
Faried	2-2	43	7-18	.389	0-0	---	0-0	---	7	7	14	1	3-0	1	2	1	14	7.0
Randolph	1-0	21	3-6	.500	0-0	---	1-2	.500	0	3	3	0	0-0	3	1	1	7	7.0
Koufos	2-2	51	4-9	.444	0-0	---	3-6	.500	8	9	17	1	6-0	1	2	4	11	5.5
Chandler	1-0	21	2-8	.250	0-1	.000	1-2	.500	0	3	3	0	4-0	0	1	0	5	5.0
McGee	2-0	34	3-8	.375	0-0	---	4-5	.800	6	4	10	1	3-0	1	7	4	10	5.0
Hamilton	1-1	13	2-5	.400	0-2	.000	0-0	---	0	6	6	2	2-0	0	0	0	4	4.0
Fournier	2-0	16	2-5	.400	1-2	.500	0-0	---	0	1	1	2	1-0	0	1	0	5	2.5
NUGGETS	2	480	70-164	.427	11-29	.379	25-38	.658	27	61	88	37	41-0	22	42	13	176	88.0

DENVER NUGGETS



DATE	H/A	W/L	PHI	OPP
12/1/76	H	W	114	102
12/21/76	A	L	94	108
1/30/77	A	W	107	101
3/9/77	H	W	129	125**
11/5/77	H	W	132	101
1/29/78	A	W	118	117
2/1/78	H	W	104	101
2/25/78	A	L	115	124
11/15/78	H	W	109	103*
2/25/79	A	W	119	111
4/8/79	H	W	112	111
1/23/80	A	W	118	93
2/29/80	H	W	104	103
12/27/80	A	L	121	125
3/6/81	H	W	131	112
12/9/81	H	W	137	109
2/27/82	A	L	125	134
2/1/83	A	W	133	124
2/16/83	H	W	116	95
12/7/83	H	W	133	128
12/29/83	A	L	89	101
11/24/84	A	L	110	114
3/24/85	H	W	124	103
12/6/85	H	L	121	123
3/1/86	A	W	118	107
12/30/86	A	W	111	108
3/20/87	H	W	116	106
12/12/87	H	L	121	131
2/26/88	A	L	104	120
12/7/88	H	W	134	109
2/26/89	A	L	115	122
12/26/89	A	L	111	114
3/30/90	H	W	149	131
12/7/90	H	W	135	126
1/5/91	A	W	120	104
12/11/91	H	L	88	98
12/30/91	A	L	93	109
2/12/93	A	L	122	126
3/23/93	H	W	88	80
12/15/93	H	W	101	93
1/2/94	A	W	96	80
2/18/95	H	W	95	89
2/23/95	A	L	75	105
12/11/95	H	L	91	104
12/30/95	A	L	100	108
12/26/96	A	W	118	89
2/16/97	H	L	97	112
12/12/97	H	W	106	91
2/27/98	A	W	79	78
12/6/99	H	L	77	94
1/31/00	A	L	80	83
12/4/00	A	L	98	105
2/5/01	H	W	99	80
12/28/01	A	L	90	93
2/18/02	H	W	110	83
12/16/02	H	W	93	71
3/2/03	A	W	100	94
12/12/03	H	L	77	86
2/17/04	A	L	85	106
12/14/04	H	W	110	102
12/31/04	A	L	92	97
12/27/05	H	W	108	106
3/9/06	A	L	93	97
11/10/06	H	L	101	108
1/2/07	A	W	108	97
1/6/08	A	L	96	109
3/19/08	H	W	115	113
12/26/08	A	L	101	105
2/18/09	H	L	89	101
12/7/09	H	L	83	93
1/3/10	A	W	108	105
12/26/10	A	W	95	89
1/30/11	H	W	110	99
1/18/12	H	L	104	108*
10/31/12	H	W	84	75
3/21/13	A	L	100	101

* overtime

**double-overtime





DETROIT PISTONS



GENERAL INFORMATION



Maurice Cheeks

Franchise Timeline (Established)Fort Wayne Pistons (1948-49), Detroit Pistons (1957-58)
 Address6 Championship Drive; Auburn Hills, MI 48326
 OwnerTom Gores
 President, Palace Sports & Entertainment/PistonsDennis Mannion
 President of Basketball OperationsJoe Dumars
 Head CoachLawrence Frank
 Assistant CoachesTBA
 Athletic TrainerMike Abdenour
 Media Relations.....Kevin Grigg, Cletus Lewis, Jr., Michelle Fikany,
 Home Court.....The Palace of Auburn Hills (22,076)

BROADCAST INFORMATION

Radio.....WXYZ (97.1 FGM The Ticket): George Blaha, Mark Champion, Rick Mahorn
 Television.....FS Detroit: George Blaha, Greg Kelsler

2013-14

SCHEDULE

12/1/13 @ DET
 1/10/14 @ PHI
 2/1/14 @ DET
 3/29/14 @ PHI

ALL-TIME SERIES RESULTS

Overall: 206-145
 Home: 113-43
 Away: 71-86
 Neutral: 22-16

PLAYOFFS

Overall: 9-15
 Home: 8-4
 Away: 1-11

ALL-TIME SERIES INFORMATION

SIXERS

Largest Margin of Victory: 39, 3/25/81
 Most Pts. Scored: 162, 2/8/63
 Fewest Pts. Scored: 64, 1/12/50

PISTONS

Largest Margin of Victory: 37, 12/20/97
 Most Pts. Scored: 146, 1/12/63
 Fewest Pts. Scored: 60, 1/5/54

SIXERS 2012-13 SEASON SERIES STATISTICS VS. PISTONS

PLAYER	G-GS	MIN	FG-A	PCT	3FG-A	PCT	FT-A	PCT	OFF	DEF	TOT	AST	PF-DQ	STL	TO	BLK	PTS	AVG
Jr. Holiday	3-3	97	22-48	.458	1-7	.143	6-13	.462	2	12	14	18	6-0	6	9	1	51	17.0
T. Young	3-3	88	16-32	.500	0-0	---	3-8	.375	7	8	15	2	8-0	8	3	0	35	11.7
Turner	3-3	92	14-32	.438	2-4	.500	4-6	.667	1	16	17	14	6-0	2	1	0	34	11.3
Hawes	3-1	78	14-32	.438	0-3	.000	5-7	.714	8	11	19	6	8-0	1	5	4	33	11.0
Ju. Holiday	1-0	28	3-9	.333	1-5	.200	4-4	1.000	0	2	2	2	0-0	0	1	2	11	11.0
Richardson	2-2	62	7-23	.304	5-11	.455	3-4	.750	2	6	8	2	4-0	1	1	1	22	11.0
Wright	3-0	70	7-19	.368	5-13	.385	12-14	.857	3	13	16	8	4-0	1	2	2	31	10.3
Allen	3-1	57	10-21	.476	0-0	---	2-2	1.000	9	5	14	0	12-1	4	0	3	22	7.3
Ivey	1-0	16	3-7	.429	1-3	.333	0-0	---	0	1	1	0	1-0	1	0	0	7	7.0
N. Young	2-0	42	3-11	.273	0-3	.000	6-8	.750	0	4	4	3	3-0	1	2	1	12	6.0
Moultrie	3-0	33	4-6	.667	0-0	---	3-5	.600	5	2	7	0	4-0	1	1	1	11	3.7
Brown	1-1	12	1-2	.500	0-0	---	1-2	.500	0	1	1	0	2-0	1	0	0	3	3.0
Wayns	2-0	7	2-4	.500	0-0	---	1-1	1.000	0	0	0	2	2-0	0	2	0	5	2.5
Wilkins	2-1	38	2-7	.286	0-0	---	0-2	.000	0	4	4	6	1-0	1	0	1	4	2.0
76ERS	3	720	108-253	.427	15-49	.306	50-76	.658	37	85	122	63	61-1	28	29	16	281	93.7

PISTONS 2012-13 SEASON SERIES STATISTICS VS. SIXERS

PLAYER	G-GS	MIN	FG-A	PCT	3FG-A	PCT	FT-A	PCT	OFF	DEF	TOT	AST	PF-DQ	STL	TO	BLK	PTS	AVG
Monroe	3-3	111	24-43	.558	0-0	---	20-23	.870	12	29	41	13	6-0	1	10	2	68	22.7
Knight	3-3	104	18-43	.419	5-14	.357	8-12	.667	4	8	12	15	9-0	3	7	0	49	16.3
Prince	2-2	71	13-25	.520	0-1	.000	5-6	.833	5	8	13	8	1-0	2	2	1	31	15.5
Bynum	2-0	38	10-19	.526	2-3	.667	6-7	.857	0	4	4	6	5-0	0	3	0	28	14.0
Calderon (TOT)	4-4	126	22-40	.550	8-18	.444	2-2	1.000	2	9	11	38	7-0	1	8	1	54	13.5
Stuckey	2-1	64	8-23	.348	2-9	.222	9-9	1.000	0	6	6	11	5-0	1	4	0	27	13.5
Singler	3-3	100	15-29	.517	4-10	.400	3-4	.750	1	10	11	3	6-0	3	0	1	37	12.3
Maggette	2-0	30	2-5	.400	1-2	.500	7-8	.875	1	3	4	3	6-1	0	4	0	12	6.0
Mxiell	2-2	54	3-13	.231	0-0	---	4-6	.667	6	17	23	3	5-0	1	5	5	10	5.0
Middleton	2-0	17	4-7	.571	1-2	.500	1-1	1.000	0	2	2	1	3-0	0	1	0	10	5.0
Jerebko	2-0	35	3-10	.300	0-3	.000	3-4	.750	2	6	8	2	5-0	1	2	2	9	4.5
Villanueva	2-0	28	3-8	.375	2-5	.400	0-0	---	2	4	6	1	4-0	2	2	0	8	4.0
Drummond	3-1	57	5-11	.455	0-0	---	1-6	.167	5	5	10	2	11-1	3	4	4	11	3.7
English	2-0	10	0-1	.000	0-1	.000	0-0	---	0	0	0	0	0-0	0	0	0	0	0.0
PISTONS	3	720	108-237	.456	17-50	.340	67-86	.779	38	102	140	68	66-2	17	45	15	300	100.0



GOLDEN STATE WARRIORS



GENERAL INFORMATION



Mark Jackson

Franchise Timeline (Established)Philadelphia Warriors (1946-47), San Francisco Warriors (1962-63),
Golden State Warriors (1971-72)
 Address 1011 Broadway; Oakland, CA 94607
 Co-Executive Chairman & CEO.....Joe Jacob
 General ManagerBob Myers
 Head CoachMark Jackson
 Assistant CoachesPete Myers, Darren Erman, Brian Scalabrine, Jerry DeGregorio, Linsey Hunter
 Assistant Coach/Player DevelopmentJoe Boylan
 Head Athletic TrainerJohan Wang
 Public RelationsRaymond Ridder, Dan Martinez, Brett Winkler, Ryan Donough
 Home CourtORACLE Arena (19,596)

BROADCAST INFORMATION

Radio.....KNBR (680/1050 AM): Tim Roye, Tom Tolbert
 Television.....Comcast SportsNet Bay Area: Bob Fitzgerald, Jim Barnett

2013-14 SCHEDULE

11/4/13 @ PHI
 2/10/14 @ GS

ALL-TIME SERIES RESULTS

Overall: 165-140
 Home: 92-44
 Away: 52-76
 Neutral: 21-20

PLAYOFFS

Overall: 21-13
 Home: 13-3
 Away: 8-10

ALL-TIME SERIES INFORMATION

SIXERS

Largest Margin of Victory: 46, 12/14/68
 Most Pts. Scored: 163, 3/10/63
 Fewest Pts. Scored: 64, 12/29/49

WARRIORS

Largest Margin of Victory: 43, 11/09/61
 Most Pts. Scored: 151, 11/9/61
 Fewest Pts. Scored: 61, 11/1/53

SIXERS 2012-13 SEASON SERIES STATISTICS VS. WARRIORS

PLAYER	G-GS	MIN	FG-A	PCT	3FG-A	PCT	FT-A	PCT	OFF	DEF	TOT	AST	PF-DQ	STL	TO	BLK	PTS	AVG
Jr. Holiday	2-2	82	18-39	.462	4-9	.444	8-9	.889	3	4	7	17	3-0	6	10	0	48	24.0
T. Young	2-2	78	16-31	.516	0-0	---	1-2	.500	5	21	26	7	3-0	7	4	2	33	16.5
Turner	2-2	76	15-29	.517	2-4	.500	0-4	.000	1	14	15	13	2-0	5	5	1	32	16.0
N. Young	1-0	26	5-17	.294	2-7	.286	1-2	.500	2	2	4	3	1-0	0	0	0	13	13.0
Ivey	2-1	50	7-8	.875	5-6	.833	3-7	.429	1	0	1	1	6-0	1	3	0	22	11.0
Wright	2-1	50	8-18	.444	4-10	.400	1-2	.500	1	11	12	3	2-0	1	3	4	21	10.5
Allen	2-1	58	6-13	.462	0-0	---	3-4	.750	5	7	12	5	8-0	2	2	0	15	7.5
Moultrie	1-0	8	2-2	1.000	0-0	---	0-0	---	0	0	0	0	1-0	0	0	0	4	4.0
Pargo (TOT)	1-0	8	1-2	.500	0-1	.000	1-2	.500	0	1	1	1	1-0	0	0	0	3	3.0
Pargo (PHI)	1-0	8	1-2	.500	0-1	.000	1-2	.500	0	1	1	1	1-0	0	0	0	3	3.0
Hawes	2-1	29	1-12	.083	0-1	.000	0-0	---	1	4	5	3	8-0	0	5	1	2	1.0
Brown	1-0	16	0-1	.000	0-0	---	0-0	---	1	7	8	1	2-0	1	0	0	0	0.0
76ERS	2	480	79-172	.459	17-38	.447	18-32	.563	20	71	91	54	37-0	23	34	8	193	96.5

WARRIORS 2012-13 SEASON SERIES STATISTICS VS. SIXERS

PLAYER	G-GS	MIN	FG-A	PCT	3FG-A	PCT	FT-A	PCT	OFF	DEF	TOT	AST	PF-DQ	STL	TO	BLK	PTS	AVG
Thompson	2-2	77	16-32	.500	11-19	.579	0-0	---	1	3	4	6	6-0	5	6	1	43	21.5
Curry	2-2	81	16-31	.516	4-13	.308	5-7	.714	0	8	8	14	5-0	4	8	0	41	20.5
Lee	2-2	78	15-33	.455	0-0	---	8-11	.727	6	22	28	8	2-0	0	7	1	38	19.0
Landry	2-0	56	6-17	.353	0-0	---	15-18	.833	7	9	16	1	5-0	2	2	2	27	13.5
Jack	2-0	62	9-27	.333	2-7	.286	2-3	.667	0	5	5	7	3-0	2	7	0	22	11.0
Barnes	2-2	44	6-15	.400	0-2	.000	3-3	1.000	0	5	5	1	1-0	2	4	0	15	7.5
Biedrins	1-0	15	1-1	1.000	0-0	---	1-1	1.000	1	6	7	1	4-0	0	1	1	3	3.0
Jenkins	1-0	9	0-1	.000	0-0	---	2-2	1.000	0	0	0	2	0-0	1	1	0	2	2.0
Ezeli	2-2	30	1-4	.250	0-0	---	0-0	---	4	5	9	1	4-0	2	0	1	2	1.0
Bazemore	1-0	4	0-1	.000	0-1	.000	0-0	---	0	0	0	0	1-0	1	0	0	0	0.0
Green	2-0	21	0-4	.000	0-1	.000	0-0	---	1	4	5	1	2-0	0	1	0	0	0.0
Jefferson	1-0	4	0-0	---	0-0	---	0-0	---	0	0	0	0	0-0	0	0	0	0	0.0
WARRIORS	2	480	70-166	.422	17-43	.395	36-45	.800	20	67	87	42	33-0	19	38	6	193	96.5



HOUSTON ROCKETS



GENERAL INFORMATION



Kevin McHale

Franchise Timeline (Established) San Diego Rockets (1967-68); Houston Rockets (1971-72)
 Address 1510 Polk Street; Houston, TX 77002
 Owner Leslie Alexander
 General Manager & Managing Director Basketball Operations Daryl Morey
 Head Coach Kevin McHale
 Assistant Coaches Kelvin Sampson, John-Blair Bickerstaff, Chris Finch, Dean Cooper
 Player Development Coach Greg Buckner
 Senior Vice President of Basketball Operations/Head Athletic Trainer Keith Jones
 Media Relations Tracey Hughes, Bob Schranz
 Home Court: Toyota Center (18,023)

BROADCAST INFORMATION

Radio SportsTalk 790 (KBME 790 AM); Craig Ackerman, Joel Blank
 Spanish Radio KEYH 850 AM; Adrian Chavarria
 Television Comcast SportsNet Houston; Bill Worrell, Matt Bullard, Clyde Drexler

2013-14

SCHEDULE

11/13/13 @ PHI
 3/27/14 @ HOU

ALL-TIME SERIES RESULTS

Overall: 67-64
 Home: 39-22
 Away: 25-39
 Neutral: 3-3

PLAYOFFS

Home: 4-2
 Away: 2-1
 Overall: 2-1

ALL-TIME SERIES INFORMATION

SIXERS

Largest Margin of Victory: 31, 3/5/68
 Most Pts. Scored: 159, 1/25/70
 Fewest Pts. Scored: 66, 11/17/03

ROCKETS

Largest Margin of Victory: 38, 2/16/93
 Most Pts. Scored: 149, 2/16/93
 Fewest Pts. Scored: 73, 12/8/99

SIXERS 2012-13 SEASON SERIES STATISTICS VS. ROCKETS

PLAYER	G-GS	MIN	FG-A	PCT	3FG-A	PCT	FT-A	PCT	OFF	DEF	TOT	AST	PF-DQ	STL	TO	BLK	PTS	AVG
Jr. Holiday	1-1	39	11-22	.500	1-3	.333	7-7	1.000	1	2	3	9	1-0	4	6	1	30	30.0
N. Young	1-0	35	8-18	.444	2-4	.500	3-5	.600	1	3	4	4	2-0	1	0	1	21	21.0
T. Young	2-2	71	15-26	.577	0-0	---	5-8	.625	3	15	18	8	4-0	3	4	1	35	17.5
Wright	2-0	65	10-21	.476	5-12	.417	3-4	.750	1	10	11	9	2-0	1	0	1	28	14.0
Richardson	2-2	63	12-25	.480	3-10	.300	0-0	---	2	5	7	2	5-0	1	2	0	27	13.5
Hawes	2-0	50	9-20	.450	0-2	.000	6-7	.857	5	9	14	3	9-0	1	5	3	24	12.0
Turner	2-2	55	9-17	.529	0-2	.000	0-0	---	1	8	9	9	2-0	0	3	0	18	9.0
Allen	2-1	46	5-14	.357	0-0	---	3-6	.500	7	4	11	3	8-0	0	0	1	13	6.5
Wilkins	2-0	20	1-5	.200	0-0	---	5-6	.833	0	2	2	0	2-0	1	1	0	7	3.5
Ivey	1-0	15	1-2	.500	1-1	1.000	0-0	---	0	0	0	0	3-0	0	0	0	3	3.0
Brown	1-1	4	1-1	1.000	0-0	---	0-0	---	0	1	1	0	1-0	0	0	0	2	2.0
Wayms	1-1	14	1-5	.200	0-1	.000	0-0	---	1	0	1	0	0-0	2	1	0	2	2.0
Moultrie	1-0	4	0-0	---	0-0	---	0-0	---	0	1	1	0	0-0	0	0	0	0	0.0
76ERS	2	480	83-176	.472	12-35	.343	32-43	.744	22	60	82	47	39-0	14	22	8	210	105.0

ROCKETS 2012-13 SEASON SERIES STATISTICS VS. SIXERS

PLAYER	G-GS	MIN	FG-A	PCT	3FG-A	PCT	FT-A	PCT	OFF	DEF	TOT	AST	PF-DQ	STL	TO	BLK	PTS	AVG
Harden	2-2	82	17-31	.548	4-12	.333	24-26	.923	1	10	11	13	6-0	2	6	1	62	31.0
Asik	2-2	71	11-14	.786	0-0	---	11-13	.846	5	20	25	2	5-0	0	2	0	33	16.5
Parsons	2-2	76	13-31	.419	2-14	.143	4-4	1.000	3	11	14	8	5-0	3	7	0	32	16.0
Lin	2-2	70	10-25	.400	1-6	.167	4-6	.667	2	4	6	11	6-0	4	2	0	25	12.5
Douglas	2-0	39	7-17	.412	5-10	.500	0-0	---	1	4	5	5	5-0	0	1	0	19	9.5
Morris	2-2	52	7-14	.500	2-5	.400	2-5	.400	2	5	7	5	2-0	0	4	1	18	9.0
Delfino	2-0	44	6-14	.429	4-9	.444	0-0	---	0	5	5	4	2-0	1	3	0	16	8.0
Smith	2-0	18	5-5	1.000	0-0	---	3-4	.750	2	5	7	0	3-0	0	0	0	13	6.5
Motiejunas	1-0	8	2-4	.500	0-1	.000	0-0	---	0	0	0	1	2-0	0	1	0	4	4.0
Patterson	1-0	12	1-4	.250	1-2	.500	0-0	---	0	0	0	0	2-0	0	0	0	3	3.0
Aldrich	1-0	3	0-0	---	0-0	---	0-0	---	0	2	2	0	0-0	0	1	0	0	0.0
Cook	1-0	3	0-0	---	0-0	---	0-0	---	0	1	1	0	0-0	0	0	0	0	0.0
Jones	1-0	3	0-0	---	0-0	---	0-0	---	0	0	0	1	0-0	0	0	0	0	0.0
ROCKETS	2	480	79-159	.497	19-59	.322	48-58	.828	16	67	83	50	38-0	10	27	3	225	112.5

HOUSTON ROCKETS



DATE	H/A	W/L	PHI	OPP	DATE	H/A	W/L	PHI	OPP	DATE	H/A	W/L	PHI	OPP	DATE	H/A	W/L	PHI	OPP
11/7/67	A	W	130	105	11/13/73	A	L	83	97	2/8/84	H	W	118	107	11/17/03	H	L	66	74
11/8/67	A	W	129	114	12/1/73	H	W	108	106*	1/1/85	H	W	115	108	12/31/03	A	L	72	80
11/23/67	H	W	128	117	1/2/74	H	L	99	101	3/3/85	A	L	90	99	12/4/04	A	L	76	77
2/7/68	N	W	125	103	2/20/74	A	L	98	115	12/18/85	H	W	126	108	2/2/05	H	L	95	118
2/16/68	A	W	124	108	10/25/74	A	L	86	110	1/4/86	A	L	100	115	2/6/06	H	L	81	87
2/18/68	A	L	106	111	12/11/74	H	W	103	96	11/23/86	H	W	114	104	3/1/06	A	W	106	101
3/5/68	H	W	134	103	2/2/75	H	W	90	77	3/1/87	A	W	102	97	1/29/07	A	L	84	105
11/24/68	A	L	128	135*	2/21/75	A	L	85	103	2/22/88	A	L	106	119	3/18/07	H	L	74	124
12/4/68	H	W	110	99	11/29/75	A	L	98	99	3/28/88	H	W	108	98	12/10/07	H	W	100	88
12/10/68	N	L	120	132	1/27/76	A	L	116	127	1/7/89	A	W	96	95	1/15/08	A	W	111	107
12/20/68	A	W	116	109	2/13/76	H	W	134	109	4/2/89	H	W	108	99	1/6/09	H	W	104	96
1/17/69	H	W	129	124	3/27/76	A	L	95	109	1/6/90	A	L	119	124*	1/28/09	A	W	95	93
2/18/69	A	W	125	113	4/5/76	H	W	130	129*	4/3/90	H	W	133	112	12/11/09	H	L	91	96
11/19/69	H	L	116	125	10/27/76	A	W	116	94	12/12/90	H	L	100	108	2/6/10	A	W	102	95
1/25/70	H	W	159	131	12/29/76	A	L	91	93	3/9/91	A	L	80	97	2/16/11	A	W	114	105
2/6/70	A	W	129	124	1/12/77	H	W	102	97	1/8/92	H	W	114	104	3/30/11	H	W	108	97
2/27/70	H	W	125	111	3/18/77	H	W	124	104	2/20/92	A	L	101	110	2/22/12	A	L	87	93
3/9/70	N	W	131	112	11/22/77	H	W	105	99	2/10/93	H	L	90	98	1/19/12	A	L	103	125
3/15/70	A	L	128	137	12/3/77	A	L	116	120*	2/16/93	A	L	111	149	1/12/13	H	W	107	100
10/16/70	H	W	127	119	1/10/78	H	W	95	80	11/15/93	H	L	84	88					
10/24/70	A	L	111	116	4/1/78	A	L	112	116	1/8/94	A	L	93	100					
12/15/70	H	W	122	98	10/28/78	A	W	101	99	3/14/95	H	L	107	136					
1/17/71	A	W	106	105	12/15/78	H	W	91	84	3/19/95	A	L	103	114					
3/2/71	H	L	103	111	3/21/79	A	W	114	108	11/22/95	H	L	106	115					
10/14/71	A	W	105	94	4/4/79	H	W	121	120	2/29/96	A	L	95	109					
11/17/71	H	L	112	118	10/13/79	A	L	94	97	12/7/96	A	L	108	123					
11/24/71	A	L	108	109	11/23/79	H	W	113	102	1/10/97	H	L	99	120					
2/14/72	H	L	116	130	12/21/79	H	W	117	106	11/12/97	A	W	114	100					
3/12/72	A	L	112	121	12/29/79	A	L	100	104	1/31/98	H	L	86	102					
11/1/72	H	L	104	108	1/31/80	A	W	110	105	12/8/99	H	W	83	73					
11/11/72	N	W	114	112	11/26/80	A	W	101	100	2/3/00	A	L	106	109					
12/22/72	A	L	103	116	1/9/81	H	W	107	94	1/24/01	A	W	85	84*					
2/6/73	N	L	117	123	11/21/81	H	W	135	106	2/7/01	H	L	87	112					
2/23/73	N	L	116	138	1/28/82	A	L	101	109	11/8/01	A	L	72	77					
3/23/73	H	L	112	132	12/28/82	A	W	104	93	1/15/02	H	W	112	106*					
10/10/73	H	L	88	104	2/18/83	H	W	127	98	12/27/02	A	L	72	97					
10/16/73	A	W	106	101	11/25/83	A	W	115	101	4/4/03	H	L	79	88*					

*overtime
**double-overtime





INDIANA PACERS



Frank Vogel

GENERAL INFORMATION

Franchise Timeline (Established) Indiana Pacers (1976-77)
 Address 125 S. Pennsylvania Street; Indianapolis, IN 46204
 Owner, Chairman and Chief Executive Officer Herbert Simon
 President of Basketball Operations Larry Bird
 Executive Vice President of Basketball Operations/General Manager Kevin Pritchard
 Head Coach Frank Vogel
 Associate Head Coach Nate McMillan
 Assistant Coaches Dan Burke, Popeye Jones
 Scout/Assistant Coach Jimmy Powell
 Head Athletic Trainer/Team Administrator Josh Corbeil
 Public Information David Benner, Krissy Myers, Tim Edwards
 Home Court Consecro Fieldhouse (18,165)

BROADCAST INFORMATION

Radio 1070 The Fan; Mark Boyle, Bob Leonard, Kevin Lee
 Television FSN Indiana; Quinn Buckner, Chris Denari, Austin Croshere, Brooke Olzendam

2013-14 SCHEDULE

11/23/13 @ IND
 3/14/14 @ PHI
 3/17/14 @ IND

ALL-TIME SERIES RESULTS

Overall: 94-64
 Home: 50-29
 Away: 44-35

PLAYOFFS

Home: 7-9
 Away: 3-5
 Overall: 7-9

ALL-TIME SERIES INFORMATION

SIXERS

Largest Margin of Victory: 27, 11/13/80
 Most Pts. Scored: 134, 11/7/84
 Fewest Pts. Scored: 69, 2/6/13

PACERS

Largest Margin of Victory: 45, 4/22/94
 Most Pts. Scored: 136, 4/6/79
 Fewest Pts. Scored: 75, 11/3/10

SIXERS 2012-13 SEASON SERIES STATISTICS VS. PACERS

PLAYER	G-GS	MIN	FG-A	PCT	3FG-A	PCT	FT-A	PCT	OFF	DEF	TOT	AST	PF-DQ	STL	TO	BLK	PTS	AVG
Jr. Holiday	3-3	92	21-49	.429	4-6	.667	5-6	.833	3	10	13	16	3-0	3	9	1	51	17.0
Wright	4-0	126	19-36	.528	8-18	.444	8-9	.889	5	15	20	13	7-0	4	4	5	54	13.5
Turner	4-4	143	22-55	.400	3-8	.375	4-6	.667	2	28	30	16	10-4	4	13	0	51	12.8
T. Young	3-3	95	15-26	.577	0-0	---	5-6	.833	1	21	22	2	13-0	10	2	4	35	11.7
Hawes	4-3	97	19-44	.432	2-3	.667	5-6	.833	10	19	29	12	13-0	0	5	10	45	11.3
Wilkins	3-2	73	10-22	.455	0-4	.000	9-11	.818	1	3	4	6	7-0	1	5	4	29	9.7
Moultrie	3-0	59	13-20	.650	0-0	---	0-0	---	10	7	17	1	7-0	2	1	3	26	8.7
Allen	4-0	96	15-31	.484	0-0	---	3-5	.600	8	13	21	2	11-0	1	6	2	33	8.3
Ju. Holiday	1-0	27	3-8	.375	1-2	.500	1-2	.500	0	0	0	3	2-0	2	3	2	8	8.0
N. Young	3-2	83	8-28	.286	0-5	.000	1-1	1.000	2	4	6	8	5-0	1	3	0	17	5.7
Richardson	1-1	20	1-6	.167	1-2	.500	0-0	---	1	1	2	1	1-0	0	0	0	3	3.0
Brown	2-2	27	2-3	.667	0-0	---	1-4	.250	1	4	5	1	0-0	0	1	1	5	2.5
Jenkins	1-0	5	0-1	.000	0-0	---	0-0	---	0	0	0	0	0-0	0	1	0	0	0.0
Ivey	1-0	6	0-1	.000	0-1	.000	0-0	---	0	1	1	1	0-0	0	0	0	0	0.0
Wayns	1-0	11	0-4	.000	0-3	.000	0-0	---	0	0	0	2	2-0	0	2	0	0	0.0
76ERS	4	960	148-334	.443	19-52	.365	42-56	.750	44	126	170	84	81-0	28	57	32	357	89.3

PACERS 2012-13 SEASON SERIES STATISTICS VS. SIXERS

PLAYER	G-GS	MIN	FG-A	PCT	3FG-A	PCT	FT-A	PCT	OFF	DEF	TOT	AST	PF-DQ	STL	TO	BLK	PTS	AVG
Hibbert	3-3	104	26-61	.426	0-1	.000	10-13	.769	20	18	38	4	8-0	2	5	7	62	20.7
Green	2-2	72	15-27	.556	7-15	.467	4-5	.800	1	7	8	1	6-0	2	5	1	41	20.5
George	3-3	121	19-47	.404	8-18	.444	15-20	.750	3	22	25	16	8-0	4	5	3	61	20.3
West	3-3	90	20-46	.435	0-2	.000	7-13	.538	3	12	15	4	7-0	3	6	2	47	15.7
Hill	3-3	112	18-39	.462	6-13	.462	1-1	1.000	3	13	16	22	4-0	6	6	2	43	14.3
Pendergraph	1-0	28	5-10	.500	0-1	.000	2-2	1.000	1	5	6	1	0-0	2	1	2	12	12.0
T. Hansbrough	4-1	81	8-24	.333	0-0	---	12-16	.750	11	17	28	1	6-0	1	6	0	28	7.0
Stephenson	3-3	85	8-21	.381	0-5	.000	4-4	1.000	4	9	13	17	4-0	0	7	0	20	6.7
B. Hansbrough	2-0	26	3-9	.333	0-3	.000	5-5	1.000	1	1	2	3	2-0	1	0	2	11	5.5
Johnson	3-0	55	5-15	.333	3-9	.333	2-2	1.000	1	8	9	2	3-0	3	1	0	15	5.0
Augustin	3-1	47	2-8	.250	1-5	.200	4-6	.667	2	4	6	7	2-0	0	2	0	9	3.0
Mahinmi	4-1	74	4-11	.364	0-0	---	1-7	.143	8	7	15	2	6-0	1	6	1	9	2.3
Young	4-0	58	3-5	.600	0-1	.000	3-6	.500	2	6	8	1	7-0	2	4	1	9	2.3
Plumlee	1-0	6	1-3	.333	0-0	---	0-0	---	1	1	2	0	0-0	0	0	0	2	2.0
PACERS	4	960	137-326	.420	25-73	.342	70-100	.700	61	130	191	81	63-0	27	56	21	369	92.3

INDIANA PACERS



DATE	H/A	W/L	PHI	OPP	DATE	H/A	W/L	PHI	OPP	DATE	H/A	W/L	PHI	OPP	DATE	H/A	W/L	PHI	OPP
11/17/76	H	L	117	123	11/21/84	A	W	112	107	1/12/93	A	L	93	112	2/28/04	A	L	74	81
12/18/76	A	W	97	93	11/28/84	H	W	122	101	1/27/93	H	L	125	127*	4/12/04	H	L	93	107
2/1/77	A	L	109	110	2/12/85	A	W	124	116	1/24/93	A	W	108	97	11/12/04	H	W	106	104*
2/11/77	H	W	118	109	4/6/85	A	L	117	121	1/14/94	H	W	104	102*	12/22/04	A	W	102	90
12/10/77	A	L	108	114*	4/12/85	H	W	111	105	4/13/94	H	L	87	115	1/31/05	H	W	89	88
2/3/78	H	W	116	104	11/6/85	H	W	105	97	4/22/94	A	L	88	133	4/15/05	A	W	90	86
2/14/78	A	W	119	116	11/29/85	A	W	110	100	12/9/94	H	L	88	94	11/5/05	A	W	111	109
4/7/78	H	L	118	127	12/17/85	A	W	102	96	1/28/95	A	L	103	106*	3/5/06	H	L	93	94
12/27/78	H	W	122	110	3/9/86	H	W	120	102	3/25/95	H	L	75	84	3/26/06	A	L	79	92
1/5/79	A	L	96	123	3/11/86	A	W	101	91	4/19/95	A	L	91	103	11/7/06	A	L	86	97
3/16/79	H	W	114	106	4/11/86	H	W	130	122	12/5/95	A	L	91	108	12/20/06	H	L	93	101
4/6/79	A	L	118	136	10/31/86	H	W	108	104	2/7/96	H	W	102	101	3/10/07	A	W	100	96
10/24/79	H	W	132	110	11/4/86	A	L	121	125**	2/23/96	A	L	95	102	4/10/07	H	W	90	86
11/3/79	A	W	120	114**	12/10/86	H	W	122	112	4/3/96	H	L	87	102	12/19/07	A	L	85	102
11/26/79	H	W	113	112	1/13/87	A	W	101	94	11/20/96	H	L	92	103	1/21/08	H	L	103	110
2/5/80	A	W	109	108	2/3/87	A	W	99	94	1/19/97	A	L	107	111	4/11/08	H	L	76	85
3/5/80	H	W	120	113	4/17/87	H	L	111	115	4/4/97	H	L	103	114	11/14/08	A	W	94	92
3/14/80	A	L	94	104	11/6/87	H	W	108	95	11/30/97	A	L	89	101	12/20/08	H	L	94	95
11/13/80	A	W	130	103	1/29/88	H	W	94	89	1/28/98	H	L	90	93*	2/5/09	H	W	99	94
11/21/80	H	W	97	88	2/4/88	A	L	95	109	2/19/98	A	L	77	82	2/17/09	A	L	91	100
12/16/80	A	W	109	107	3/6/88	A	W	105	100	2/22/98	H	L	92	97	1/23/10	A	W	107	97
1/21/81	H	W	118	104	3/18/88	H	W	129	109	2/18/99	A	L	95	99	1/25/10	H	L	98	109
3/10/81	A	W	103	102	4/16/88	A	L	92	126	3/17/99	H	W	114	110	3/9/10	A	L	96	107
3/18/81	H	W	107	95	1/26/88	H	W	122	114	4/16/99	H	W	93	83	10/30/10	A	L	86	99
11/4/81	H	W	107	99	12/3/88	A	W	107	100	1/22/00	H	W	103	97	11/3/10	H	W	101	75
11/27/81	A	W	124	112*	2/14/89	A	W	113	108	2/7/00	A	L	84	109	1/11/11	H	L	103	111
1/22/82	A	W	112	105	2/15/89	H	W	113	98	3/26/00	A	W	111	101	3/8/11	A	W	110	100
2/10/82	H	W	102	96	11/25/89	A	W	111	103	4/17/00	H	L	90	92	1/9/12	H	W	96	86
3/19/82	H	W	112	95	1/8/90	H	W	120	116	1/28/01	A	W	86	81	3/14/12	A	L	94	111
4/13/82	A	W	93	89	1/31/90	A	W	112	108	4/1/01	H	W	104	93	4/17/12	H	L	97	102
11/12/82	H	L	108	117	4/18/90	H	W	124	113	4/17/01	A	W	111	105*	4/21/12	A	W	109	106*
11/24/82	A	W	121	106	11/13/90	A	W	108	100	11/6/01	H	L	77	87	12/14/12	A	L	85	95
1/15/83	H	W	114	105	11/28/90	H	W	116	106	2/17/02	A	L	76	86	2/6/13	H	L	69	88
3/15/83	A	W	132	128	1/23/91	H	L	109	110	3/8/02	H	W	109	100	3/16/13	H	W	98	91
4/8/83	H	W	126	118*	4/3/91	A	W	107	104	4/17/02	A	L	80	103	4/17/13	A	W	105	95
10/29/83	A	W	124	112*	12/26/91	A	W	113	110	12/15/02	A	L	97	107	<i>* overtime</i>				
11/29/83	A	W	98	96	1/29/92	H	L	90	115	1/6/03	H	L	104	105	<i>**double-overtime</i>				
2/1/84	H	W	111	103	3/11/92	H	W	111	93	3/12/03	H	W	96	93					
3/13/84	A	W	121	106	3/22/92	A	L	100	108	3/26/03	A	W	91	85					
4/6/84	H	W	112	106	11/11/92	A	L	114	120	11/9/03	H	L	74	85					
11/7/84	H	W	134	113	12/21/92	H	W	113	101	11/28/03	A	L	77	90					





LOS ANGELES CLIPPERS



GENERAL INFORMATION



Glenn "Doc" Rivers

Franchise Timeline (Established)Buffalo Braves (1970-71), San Deigo Clippers (1978-79),
Los Angeles Clippers (1984-85)
 Address6951 S. Centinela Ave. Playa Vista, CA 90094
 Chairman of the Board, Owner and NBA GovernorDonald T. Sterling
 Sr. Vice President of Basketball Operations & Head Coach.....Glenn "Doc" Rivers
 Vice President of Basketball Operations.....Gary Sacks
 Associate Head CoachAlvin Gentry
 Assistant CoachesArmond Hill, Kevin Eastman, Tyronn Lue, Brendon O'Connor
 Assistant Player Skills Coach.....J.P. Clark, Howard Eislew, Dave Severns
 Head Athletic TrainerJasen Powell
 CommunicationsSeth Burton, Dennis Rogers, Ta'Nisha Cooper, Steven Esparza, Aubrey Freckman
 Home CourtSTAPLES Center (19,060)

BROADCAST INFORMATION

Radio.....KFWB News Talk 980: Brian Sieman, Ralph Lawler, Michael Smith
 Spanish Radio.....ESPN Deportes (1330 AM): Celso Gaspar
 Cable Television.....Prime Ticket: Ralph Lawler, Michael Smith

ALL-TIME SERIES INFORMATION

SIXERS

Largest Margin of Victory: 31, 3/29/78
 Most Pts. Scored: 149, 3/29/78
 Fewest Pts. Scored: 72, 3/20/13

CLIPPERS

Largest Margin of Victory: 29, 3/20/13
 Most Pts. Scored: 130, 12/27/75
 Fewest Pts. Scored: 75, 12/31/02

2013-14 SCHEDULE

12/9/13 @ PHI
 2/9/14 @ LAC

ALL-TIME SERIES RESULTS

Overall: 67-51
 Home: 42-16
 Away: 24-33
 Neutral: 1-2

PLAYOFFS

Overall: 1-2
 Home: 0-2
 Away: 0-1

SIXERS 2012-13 SEASON SERIES STATISTICS VS. CLIPPERS

PLAYER	G-GS	MIN	FG-A	PCT	3FG-A	PCT	FT-A	PCT	OFF	DEF	TOT	AST	PF-DQ	STL	TO	BLK	PTS	AVG
N. Young	2-1	43	13-26	.500	4-11	.364	5-6	.833	0	4	4	6	2-0	3	2	0	35	17.5
T. Young	1-1	25	5-12	.417	0-0	---	3-4	.750	5	3	8	1	3-0	0	1	0	13	13.0
Turner	2-2	59	9-24	.375	2-3	.667	2-2	1.000	3	4	7	6	3-0	0	2	0	22	11.0
Hawes	2-2	61	7-20	.350	1-3	.333	6-8	.750	5	12	17	10	6-0	2	8	4	21	10.5
Ivey	2-0	31	6-13	.462	2-7	.286	0-0	---	0	2	2	1	5-0	0	3	0	14	7.0
Wright	2-0	38	5-8	.625	3-4	.750	0-0	---	1	3	4	4	1-0	0	2	0	13	6.5
Jr. Holiday	2-2	62	5-22	.227	2-6	.333	0-0	---	3	6	9	13	3-0	4	7	0	12	6.0
Pargo (TOT)	2-0	30	4-12	.333	1-3	.333	1-4	.250	0	1	1	1	3-0	0	3	0	10	5.0
Pargo (PHI)	2-0	30	4-12	.333	1-3	.333	1-4	.250	0	1	1	1	3-0	0	3	0	10	5.0
Moultrie	2-0	41	4-8	.500	0-0	---	0-0	---	6	5	11	0	1-0	3	2	0	8	4.0
Jenkins (TOT)	4-0	35	6-8	.750	0-0	---	0-0	---	0	2	2	3	0-0	1	1	0	12	3.0
Jenkins (PHI)	1-0	11	2-3	.667	0-0	---	0-0	---	0	1	1	1	0-0	0	0	0	4	4.0
Wilkins	2-1	26	2-8	.250	0-1	.000	2-2	1.000	1	3	4	4	3-0	1	1	0	6	3.0
Allen	2-1	53	2-7	.286	0-0	---	0-0	---	2	4	6	2	7-0	1	1	0	4	2.0
76ERS	2	480	64-163	.393	15-38	.395	19-26	.731	26	48	74	49	37-0	14	34	4	162	81.0

CLIPPERS 2012-13 SEASON SERIES STATISTICS VS. SIXERS

PLAYER	G-GS	MIN	FG-A	PCT	3FG-A	PCT	FT-A	PCT	OFF	DEF	TOT	AST	PF-DQ	STL	TO	BLK	PTS	AVG
Paul	2-2	56	17-21	.810	3-6	.500	3-3	1.000	1	7	8	20	1-0	10	5	0	40	20.0
Crawford	2-0	54	12-19	.632	4-9	.444	4-6	.667	0	4	4	3	3-0	0	2	1	32	16.0
Butler	1-1	24	6-13	.462	0-2	.000	2-3	.667	1	5	6	0	1-0	0	0	0	14	14.0
Griffin	2-2	54	11-23	.478	0-1	.000	5-8	.625	7	11	18	11	6-0	2	7	0	27	13.5
Bledsoe	1-0	23	3-7	.429	2-2	1.000	2-4	.500	0	0	0	5	1-0	0	3	1	10	10.0
Green	2-2	42	8-17	.471	1-4	.250	2-3	.667	2	5	7	0	3-0	0	0	1	19	9.5
Wayms	1-0	17	3-6	.500	1-2	.500	2-2	1.000	0	0	0	2	2-0	1	1	0	9	9.0
Barnes	2-1	50	7-12	.583	2-7	.286	1-1	1.000	0	6	6	3	3-0	2	4	2	17	8.5
Hollins	2-0	46	7-10	.700	0-0	---	0-5	.000	2	7	9	1	4-0	0	2	3	14	7.0
Jordan	2-2	44	6-10	.600	0-0	---	2-4	.500	3	10	13	0	1-0	1	1	1	14	7.0
Odom	2-0	37	3-6	.500	1-4	.250	0-0	---	3	7	10	7	4-0	5	2	1	7	3.5
Turiaf	1-0	5	1-1	1.000	0-0	---	1-2	.500	0	2	2	0	1-0	0	0	0	3	3.0
Summers	1-0	6	1-4	.250	0-0	---	0-0	---	0	2	2	1	0-0	0	0	0	2	2.0
Hill	1-0	23	0-4	.000	0-2	.000	0-0	---	0	2	2	0	2-0	0	0	0	0	0.0
CLIPPERS	2	480	85-153	.556	14-39	.359	24-41	.585	19	68	87	53	32-0	21	27	10	208	104.0

LOS ANGELES CLIPPERS



DATE	H/A	W/L	PHI	OPP	DATE	H/A	W/L	PHI	OPP	DATE	H/A	W/L	PHI	OPP	DATE	H/A	W/L	PHI	OPP
10/20/70	A	W	98	89	3/28/75	H	L	104	115	3/13/85	H	W	121	103	1/7/02	H	W	116	92
11/13/70	H	W	119	111	4/4/75	A	L	97	108	12/26/85	A	W	117	108	11/6/02	H	W	101	99*
11/25/70	N	W	99	92	10/31/75	H	L	87	92	1/8/86	H	W	116	114	12/31/02	A	W	83	75
12/29/70	A	W	124	113	11/4/75	A	W	121	114	11/16/86	A	W	103	90	12/16/03	A	L	98	101
12/14/71	A	L	110	117	12/26/75	H	W	96	95	1/5/87	H	W	108	102	1/7/04	H	W	100	80
12/27/71	A	W	121	112	12/27/75	A	L	105	130	12/2/87	A	L	85	88	1/2/05	A	L	83	89
1/12/72	H	L	109	111	2/8/76	H	W	100	97	1/8/88	H	W	117	103	2/6/05	H	W	106	104
2/2/72	H	W	119	104	3/6/76	A	L	99	105	11/4/88	H	W	129	110	11/13/05	H	W	113	108
3/1/72	H	W	108	99	3/31/76	H	W	107	103	2/28/89	A	W	123	105	3/17/06	A	L	89	99
3/14/72	A	L	105	108	10/23/76	A	L	105	108	12/30/89	A	W	100	95	11/18/06	A	L	97	103*
10/13/72	H	L	101	104	12/8/76	H	W	123	102	3/5/90	H	W	128	105	2/9/07	H	L	89	90
10/17/72	A	L	114	122	2/8/77	A	L	89	99	12/18/90	H	W	110	99	2/9/08	H	W	101	80
11/24/72	N	L	96	105	2/16/77	H	W	117	113	2/17/91	A	W	114	104	3/3/08	A	W	106	80
11/28/72	A	W	101	94	11/26/77	A	W	112	107	12/28/91	A	L	95	102	11/21/08	H	W	89	88
12/16/72	H	L	103	126	1/13/78	H	W	118	93	1/10/92	H	W	102	90	12/31/08	A	W	100	92
1/2/73	A	L	110	114	2/10/78	A	L	110	116	12/11/92	H	L	110	125	12/19/09	H	L	107	112**
1/28/73	H	L	96	101	3/29/78	H	W	149	118	12/27/92	A	W	110	106	12/31/09	A	L	88	104
1/30/73	A	L	104	105	11/24/78	H	W	134	120	12/27/93	A	L	86	96	12/15/10	H	W	105	91
10/20/73	A	L	110	116	12/19/78	A	W	124	113	1/12/94	H	W	117	98	3/16/11	A	W	104	94
1/20/74	H	W	129	112	2/9/79	H	W	117	106	11/18/94	H	W	97	83	2/10/12	H	L	77	78
1/22/74	A	L	109	119	2/23/79	A	L	116	117	1/5/95	A	L	93	95	2/11/13	H	L	90	107
2/3/74	N	L	98	112	11/30/79	H	W	104	101	3/10/96	H	L	102	104	3/20/13	A	L	72	101
2/6/74	H	L	98	112	2/21/80	A	L	99	104	3/22/96	A	L	93	107					
2/13/74	H	L	106	129	2/6/81	H	W	129	113	2/20/97	H	W	101	84					
3/2/74	H	L	99	103	2/25/81	A	W	107	95	2/25/97	A	L	93	98					
11/21/74	A	L	95	99	2/23/82	A	W	115	101	2/25/98	A	L	108	117					
11/26/74	H	L	99	103	3/3/82	H	W	125	107	4/3/98	H	W	93	78					
12/7/74	H	W	116	112	11/3/82	H	W	130	111	11/5/99	A	L	81	91					
12/10/74	A	L	91	101	12/3/82	A	W	127	110	2/23/00	H	W	94	78					
1/6/75	H	W	101	95	11/13/83	H	W	124	116*	2/16/01	H	W	108	93					
2/4/75	A	W	111	105*	3/4/84	A	W	127	122	3/20/01	A	L	77	88					
3/25/75	A	L	103	118	1/26/85	A	W	120	113	12/26/01	A	W	100	86					

*overtime

**double-overtime





LOS ANGELES LAKERS



GENERAL INFORMATION



Mike D'Antoni

Franchise Timeline (Established).....Minneapolis Lakers (1948-49), Los Angeles Lakers (1960-61)
 Address.....555 Nash Street; El Segundo, Calif.
 President/Governor.....Jeanie Buss
 General Manager.....Mitch Kupchak
 Head Coach.....Mike D'Antoni
 Assistant Coaches.....Dan D'Antoni, Kurt Rambis, Johnny Davis
 Player Development Coaches.....Mark Madsen, Larry Lewis
 Athletic Trainer.....Gary Vitti
 Public Relations.....John Black, Alison Bogli, Daniel Ramirez, Matt Flear
 Home Court.....STAPLES Center (18,977)

BROADCAST INFORMATION

Radio.....ESPN Radio (710 AM); John Ireland, Mychal Thompson
 Spanish Radio.....ESPN Deportes (1330 AM); Fernando Gonzalez, Pepe Mantilla
 Television.....Time Warner Cable Sportsnet; Bill Macdonald, Stu Lantz

2013-14 SCHEDULE

12/29/13 @ LAL
 2/7/14 @ PHI

ALL-TIME SERIES RESULTS

Overall: 130-139
 Home: 76-44
 Away: 39-79
 Neutral: 15-16

PLAYOFFS

Overall: 14-20
 Home: 8-9
 Away: 6-11

ALL-TIME SERIES INFORMATION

SIXERS

Largest Margin of Victory: 31, 11/02/51
 Most Pts. Scored: 158, 3/18/68
 Fewest Pts. Scored: 65, 11/5/53

LAKERS

Largest Margin of Victory: 40, 2x last 11/19/72
 Most Pts. Scored: 154, 12/19/71
 Fewest Pts. Scored: 65, 12/29/53

SIXERS 2012-13 SEASON SERIES STATISTICS VS. LAKERS

PLAYER	G-GS	MIN	FG-A	PCT	3FG-A	PCT	FT-A	PCT	OFF	DEF	TOT	AST	PF-DQ	STL	TO	BLK	PTS	AVG
Jr. Holiday	1-1	39	10-19	.526	2-5	.400	4-4	1.000	0	2	2	10	1-0	2	1	0	26	26.0
Turner	2-2	84	14-30	.467	2-4	.500	8-11	.727	1	16	17	11	4-0	2	3	2	38	19.0
N. Young	2-1	55	12-26	.462	6-13	.462	1-3	.333	4	5	9	3	2-0	1	2	0	31	15.5
Hawes	2-0	51	12-21	.571	2-4	.500	3-4	.750	4	7	11	7	7-0	0	4	4	29	14.5
T. Young	2-2	69	13-25	.520	0-0	---	0-1	.000	0	11	11	3	5-0	2	5	1	26	13.0
Richardson	2-2	56	7-19	.368	3-12	.250	1-5	.200	0	3	3	3	4-0	1	4	2	18	9.0
Wright	2-0	49	6-15	.400	3-8	.375	1-1	1.000	0	14	14	9	1-0	0	4	0	16	8.0
Allen	2-1	26	6-9	.667	0-0	---	0-0	---	3	4	7	1	7-0	1	1	1	12	6.0
Wilkins	1-0	11	1-2	.500	0-1	.000	1-2	.500	0	0	0	2	1-0	2	0	0	3	3.0
Brown	2-1	37	1-3	.333	0-0	---	0-0	---	4	10	14	1	7-0	1	3	4	2	1.0
Ivey	1-0	3	0-0	---	0-0	---	0-0	---	0	0	0	0	0-0	0	0	0	0	0.0
Ways	1-0	1	0-0	---	0-0	---	0-0	---	0	0	0	0	0-0	0	0	0	0	0.0
76ERS	2	480	82-169	.485	18-47	.383	19-31	.613	16	72	88	50	39-0	12	29	14	201	100.5

LAKERS 2012-13 SEASON SERIES STATISTICS VS. SIXERS

PLAYER	G-GS	MIN	FG-A	PCT	3FG-A	PCT	FT-A	PCT	OFF	DEF	TOT	AST	PF-DQ	STL	TO	BLK	PTS	AVG
Bryant	2-2	82	26-50	.520	3-12	.250	15-19	.789	4	6	10	6	2-0	2	8	0	70	35.0
World Peace	2-1	67	12-27	.444	4-8	.500	4-6	.667	5	20	25	2	4-0	5	1	2	32	16.0
Duhon	1-1	30	5-11	.455	4-10	.400	0-0	---	0	0	0	4	3-0	1	1	0	14	14.0
Howard	2-2	80	8-20	.400	0-0	---	8-13	.615	8	17	25	5	5-0	3	6	7	24	12.0
Nash	1-1	36	6-11	.545	0-3	.000	0-0	---	1	2	3	10	1-0	1	2	0	12	12.0
Gasol	1-1	36	2-12	.167	0-2	.000	7-8	.875	2	7	9	4	2-0	0	1	1	11	11.0
Hill	1-0	19	5-8	.625	0-0	---	0-1	.000	3	5	8	0	0-0	0	0	0	10	10.0
Meeks	2-0	53	7-16	.438	3-12	.250	2-2	1.000	0	4	4	2	3-0	4	1	0	19	9.5
Morris	2-1	38	5-12	.417	3-8	.375	5-6	.833	0	1	1	3	5-0	2	0	0	18	9.0
Clark	1-0	1	0-0	---	0-0	---	0-0	---	0	0	0	0	0-0	0	1	0	0	0.0
Ebanks	1-1	20	0-4	.000	0-0	---	0-0	---	0	4	4	1	1-0	0	0	0	0	0.0
Jamison	1-0	13	0-2	.000	0-1	.000	0-2	.000	2	1	3	2	0-0	0	0	0	0	0.0
Sacre	1-0	6	0-1	.000	0-0	---	0-0	---	0	1	1	0	0-0	0	0	0	0	0.0
LAKERS	2	480	76-174	.437	17-56	.304	41-57	.719	25	68	93	39	26-0	18	22	10	210	105.0



MEMPHIS GRIZZLIES



GENERAL INFORMATION



Dave Joergers

Franchise Timeline (Established).....Vancouver Grizzlies (1995-96), Memphis Grizzlies (2001-02)
 Address.....191 Beale Street; Memphis, TN 38103
 Chairman and Controlling Owner.....Robert J. Pera
 Chief Executive Officer.....Jason Levien
 Vice President of Basketball Operations.....John Hollinger
 General Manager.....Chris Wallace
 Head Coach.....David Joergers
 Assistant Coaches.....Elston Turner, Duan Ticknor, Bob Thornton, Shawn Respert
 Head Athletic Trainer.....Drew Graham
 Media Relations.....Jason Wallace, Ross Wooden
 Home Court.....FedExForum (18,119)

BROADCAST INFORMATION

Radio.....WMFS ESPN (92.9 FM/680 AM): Eric Hasseltine, Hank McDowell, Elliot Perry
 Television.....FS Tennessee/SportSouth: Pete Pranic, Sean Tuohy, Brevin Knight, Rob Fischer

2013-14
SCHEDULE
 3/15/14 @ PHI
 4/11/14 @ MEM

**ALL-TIME
 SERIES RESULTS**
 Overall: 21-13
 Home: 10-6
 Away: 11-7

ALL-TIME SERIES INFORMATION

SIXERS

Largest Margin of Victory: 18, 1/13/98
 Most Pts. Scored: 120, 4/10/10
 Fewest Pts. Scored: 76, 2/21/12

GRIZZLIES

Largest Margin of Victory: 9, 12/8/01
 Most Pts. Scored: 107, 2/26/03
 Fewest Pts. Scored: 79, 12/9/00

SIXERS 2012-13 SEASON SERIES STATISTICS VS. GRIZZLIES

PLAYER	G-GS	MIN	FG-A	PCT	3FG-A	PCT	FT-A	PCT	OFF	DEF	TOT	AST	PF-DQ	STL	TO	BLK	PTS	AVG
Wright	1-1	35	8-11	.727	5-8	.625	7-8	.875	0	6	6	1	2-0	1	0	2	28	28.0
T. Young	2-2	77	17-29	.586	0-1	.000	2-4	.500	4	5	9	2	3-0	7	0	5	36	18.0
Jr. Holiday	2-2	77	14-35	.400	1-3	.333	2-2	1.000	2	5	7	19	3-0	1	9	0	31	15.5
Hawes	2-1	68	13-21	.619	0-2	.000	2-4	.500	3	10	13	2	7-0	3	5	6	28	14.0
Turner	2-2	80	12-22	.545	0-0	---	4-6	.667	0	9	9	16	4-0	3	7	1	28	14.0
N. Young	2-1	54	10-20	.500	3-7	.429	2-2	1.000	0	6	6	3	1-0	1	1	1	25	12.5
Ivey	2-0	28	4-5	.800	4-4	1.000	0-0	---	0	3	3	3	2-0	1	1	0	12	6.0
Allen	2-1	35	3-8	.375	0-0	---	2-4	.500	4	4	8	1	7-0	0	2	0	8	4.0
Brown	1-0	11	1-1	1.000	0-0	---	1-2	.500	1	1	2	0	0-0	0	0	1	3	3.0
Mack	1-0	0	0-0	---	0-0	---	0-0	---	0	0	0	0	0-0	0	0	0	0	0.0
Wilkins	1-0	15	0-2	.000	0-0	---	0-0	---	0	2	2	1	0-0	0	0	0	0	0.0
76ERS	2	480	82-154	.532	13-25	.520	22-32	.688	14	51	65	48	29-0	17	27	16	199	99.5

GRIZZLIES 2012-13 SEASON SERIES STATISTICS VS. SIXERS

PLAYER	G-GS	MIN	FG-A	PCT	3FG-A	PCT	FT-A	PCT	OFF	DEF	TOT	AST	PF-DQ	STL	TO	BLK	PTS	AVG
Gay	1-1	40	10-17	.588	3-6	.500	3-4	.750	1	6	7	5	1-0	0	3	1	26	26.0
Gasol	2-2	81	19-30	.633	1-1	1.000	6-6	1.000	4	11	15	15	3-0	3	7	4	45	22.5
Randolph	2-2	65	12-25	.480	1-1	1.000	2-2	1.000	8	13	21	2	6-0	5	4	0	27	13.5
Pondexter	1-1	39	3-10	.300	3-7	.429	4-4	1.000	3	2	5	1	2-0	1	2	0	13	13.0
Bayless	2-1	54	9-21	.429	1-3	.333	4-4	1.000	1	6	7	11	1-0	0	3	1	23	11.5
Conley	1-1	36	3-17	.176	1-3	.333	3-3	1.000	1	2	3	5	1-0	3	2	0	10	10.0
Johnson	1-0	26	3-4	.750	2-2	1.000	0-0	---	0	0	0	1	1-0	1	0	0	8	8.0
Arthur	2-0	36	6-13	.462	0-1	.000	2-4	.500	2	3	5	2	4-0	0	2	1	14	7.0
Speights	1-0	10	2-4	.500	0-0	---	3-6	.500	1	2	3	1	3-0	0	0	1	7	7.0
Wroten	1-0	13	2-2	1.000	0-0	---	2-3	.667	0	2	2	1	2-0	1	2	0	6	6.0
Allen	2-2	51	5-14	.357	1-3	.333	0-0	---	3	3	6	1	6-0	1	5	0	11	5.5
Ellington	1-0	30	1-6	.167	0-1	.000	0-0	---	0	1	1	3	3-0	1	0	0	2	2.0
GRIZZLIES	2	480	75-163	.460	13-28	.464	29-36	.806	24	51	75	48	33-0	16	30	8	192	96.0

MEMPHIS GRIZZLIES



DATE	H/A	W/L	PHI	OPP
1/5/96	A	L	102	103*
1/29/96	H	W	103	92
1/30/96	H	W	96	90
2/28/97	A	W	104	100
1/1/98	A	W	115	104
1/13/98	H	W	107	89
3/24/99	A	W	95	90*
12/27/99	A	W	100	93
3/8/00	H	W	107	90
12/9/00	A	W	83	79
2/21/01	H	W	107	91
12/2/01	H	L	87	93
12/8/01	A	L	83	92
11/20/02	A	W	95	88
2/26/03	H	W	111	107
1/17/04	H	L	87	91
3/16/04	A	L	79	82
12/3/04	A	L	86	94
2/9/05	H	L	95	98
1/20/06	H	W	89	86*
3/12/06	A	W	94	91
1/17/07	A	L	102	118
3/2/07	H	W	117	112*
12/22/07	A	W	99	97
2/13/08	H	W	102	88
2/11/09	H	W	91	87
3/7/09	A	W	110	105
11/20/09	H	L	97	102
4/10/10	A	W	120	101
1/28/11	H	L	94	99
2/15/11	A	L	91	102
2/21/12	A	L	76	89
12/26/12	A	W	99	89
1/28/13	H	L	100	103

* overtime

**double-overtime





MIAMI HEAT



Erik Spoelstra

GENERAL INFORMATION

Franchise Timeline (Established)Miami Heat (1988-89)
 Address601 Biscayne Boulevard; Miami, FL 33132
 Managing General PartnerMicky Arison
 PresidentPat Riley
 Senior Vice President, Basketball Operations/General Manager.....Andy Elisburg
 Head CoachErik Spoelstra
 Assistant CoachesBob McAdoo, Ron Rothstein, David Fizdale, Dan Craig, Juwan Howard
 Head Athletic TrainerJay Sabol
 Sports Media RelationsTim Donovan, Rob Wilson, Michael Lissack, Nick Maiorana
 Home CourtAmericanAirlines Arena (19,600)

BROADCAST INFORMATION

Radio.....The Ticket (104.3 FM, 790 AM): Mike Inglis, John Crotty
 Spanish RadioWQBA (1140 AM): Jose Paneda, Joe Pujala
 Cable Television.....Sun Sports: Eric Reid, Tony Fiorentino, Jason Jackson

**2013-14
 SCHEDULE**
 10/30/13 @ PHI
 1/17/14 @ PHI
 4/16/14 @ MIA

**ALL-TIME
 SERIES RESULTS**
 Overall: 50-49
 Home: 31-18
 Away: 19-31

PLAYOFFS
 Overall: 1-4
 Home: 1-1
 Away: 0-3

ALL-TIME SERIES INFORMATION

SIXERS

Largest Margin of Victory: 31, 2/22/89
 Most Pts. Scored: 139, 2/22/89
 Fewest Pts. Scored: 57, 2/21/96

HEAT

Largest Margin of Victory: 37, 3/5/94
 Most Pts. Scored: 128, 11/20/92
 Fewest Pts. Scored: 66, 2/21/96

SIXERS 2012-13 SEASON SERIES STATISTICS VS. HEAT

PLAYER	G-GS	MIN	FG-A	PCT	3FG-A	PCT	FT-A	PCT	OFF	DEF	TOT	AST	PF-DQ	STL	TO	BLK	PTS	AVG
T. Young	3-3	100	27-46	.587	0-0	---	4-6	.667	8	11	19	5	11-0	3	1	1	58	19.3
Jr. Holiday	4-4	160	27-57	.474	9-15	.600	6-9	.667	6	16	22	32	7-0	6	14	2	69	17.3
Turner	4-4	143	25-55	.455	2-11	.182	3-6	.500	4	16	20	18	9-0	4	10	0	55	13.8
Wright	4-0	109	19-46	.413	12-29	.414	4-6	.667	4	12	16	4	9-0	3	3	1	54	13.5
Pargo	1-0	22	2-4	.500	1-3	.333	2-2	1.000	0	2	2	5	0-0	0	1	0	7	7.0
N. Young	3-1	60	12-23	.522	4-13	.308	4-4	1.000	0	0	0	2	5-0	1	2	1	32	10.7
Hawes	4-4	106	11-29	.379	2-4	.500	8-9	.889	4	24	28	6	13-0	1	8	3	32	8.0
Wilkins	4-2	95	10-25	.400	2-7	.286	4-5	.800	2	5	7	6	12-0	5	5	0	26	6.5
Allen	3-1	63	6-17	.353	0-0	---	5-6	.833	4	13	17	4	1-0	0	2	1	17	5.7
Ivey	3-0	33	2-9	.222	2-5	.400	0-0	---	1	1	2	1	3-0	1	2	0	6	2.0
Jenkins	2-1	29	2-6	.333	0-0	---	0-0	---	1	1	2	4	0-0	2	0	0	4	2.0
Moultrie	4-0	33	2-4	.500	0-0	---	0-0	---	4	7	11	0	1-0	1	0	2	4	1.0
Ju. Holiday	1-0	7	0-1	.000	0-0	---	0-0	---	0	0	0	1	0-0	0	0	0	0	0.0
76ERS	4	960	145-322	.450	34-87	.391	40-53	.755	38	108	146	88	71-0	27	53	11	364	91.0

HEAT 2012-13 SEASON SERIES STATISTICS VS. SIXERS

PLAYER	G-GS	MIN	FG-A	PCT	3FG-A	PCT	FT-A	PCT	OFF	DEF	TOT	AST	PF-DQ	STL	TO	BLK	PTS	AVG
Wade	3-3	107	30-48	.625	0-2	.000	16-19	.842	4	12	16	9	5-0	5	8	2	76	25.3
James	4-4	133	37-65	.569	5-13	.385	16-21	.762	6	25	31	29	5-0	6	10	3	95	23.8
Bosh	3-3	88	18-37	.486	0-2	.000	3-4	.750	2	8	10	6	1-0	3	3	4	39	13.0
Allen	4-0	107	15-30	.500	10-17	.588	7-7	1.000	1	6	7	9	5-0	2	5	0	47	11.8
Chalmers	4-4	105	15-31	.484	7-21	.333	3-3	1.000	1	8	9	18	4-0	4	5	0	40	10.0
Battier	4-0	104	10-21	.476	9-18	.500	2-2	1.000	4	8	12	12	3-0	3	2	0	31	7.8
Cole	4-0	84	11-26	.423	2-5	.400	3-4	.750	3	8	11	8	8-0	5	4	0	27	6.8
Andersen	4-0	72	9-21	.429	0-1	.000	5-6	.833	7	21	28	0	4-0	0	2	6	23	5.8
Haslem	4-4	71	9-16	.563	0-0	---	3-4	.750	4	16	20	1	5-0	0	2	2	21	5.3
Lewis	3-0	36	6-12	.500	2-5	.400	0-0	---	2	7	9	4	1-0	1	0	0	14	4.7
Miller	1-1	23	1-3	.333	1-2	.500	0-0	---	1	3	4	3	2-0	1	2	0	3	3.0
Anthony	2-1	24	1-3	.333	0-0	---	2-2	1.000	1	5	6	1	2-0	1	0	1	4	2.0
Jones	1-0	4	0-1	.000	0-1	.000	0-0	---	0	0	0	0	0-0	0	0	0	0	0.0
Varnado	1-0	3	0-0	---	0-0	---	0-0	---	0	0	0	0	0-0	0	0	0	0	0.0
HEAT	4	960	162-314	.516	36-87	.414	60-72	.833	36	127	163	100	45-0	31	46	18	420	105.0

MIAMI HEAT



DATE	H/A	W/L	PHI	OPP	DATE	H/A	W/L	PHI	OPP	DATE	H/A	W/L	PHI	OPP	DATE	H/A	W/L	PHI	OPP
2/22/89	A	W	139	108	11/16/94	H	W	109	96	2/28/01	H	W	79	69	2/7/08	H	W	101	84
3/31/89	H	W	114	93	12/7/94	A	W	111	102	4/10/01	A	L	81	83	2/23/08	A	W	101	96
11/8/89	H	W	115	91	12/13/94	H	W	105	90	11/13/01	A	W	82	76	11/5/08	A	L	83	106
11/22/89	A	W	113	103	4/4/95	A	L	92	95	2/27/02	H	W	82	72	2/7/09	H	W	94	84
12/6/89	H	W	121	98	4/21/95	H	W	113	106	3/19/02	A	W	91	79	2/21/09	A	L	91	97
1/19/90	A	W	102	95	2/1/96	A	L	104	124	3/20/02	H	L	77	82	3/15/09	H	W	85	77
3/21/90	H	W	118	97	2/21/96	H	L	57	66	11/27/02	H	W	83	74	2/16/10	H	L	78	105
12/14/90	H	W	95	92	2/25/96	A	L	101	108	1/25/03	A	W	97	91	3/14/10	A	L	91	104
12/21/90	A	W	126	102	4/17/96	H	W	90	86	1/31/03	H	W	104	99	4/7/10	A	L	95	99
2/22/91	A	W	103	96	11/16/96	A	W	91	89	3/18/03	A	W	103	83	4/12/10	H	L	105	107
3/15/91	H	W	105	103*	12/11/96	H	L	79	84	10/28/03	H	W	89	74	10/27/10	H	L	87	97
4/19/91	A	L	100	114	2/15/97	A	L	99	125	12/5/03	A	W	93	90	11/26/10	A	L	90	99
11/20/91	H	W	114	107	2/18/97	H	L	83	111	12/17/03	H	W	87	76	3/25/11	A	L	99	111
11/29/91	A	L	92	95	12/3/97	A	L	90	94	3/20/04	A	L	69	101	1/21/12	A	L	92	113
12/20/91	H	W	127	99	12/19/97	H	L	84	91	11/21/04	A	L	83	93	2/3/12	H	L	79	99
2/11/92	A	W	114	102	1/21/98	A	L	87	92	1/24/05	H	W	106	98	3/16/12	H	L	78	84
4/1/92	H	W	108	91	2/4/98	H	L	84	98	3/7/05	A	L	100	108	4/3/12	A	L	93	99
11/20/92	H	W	129	128***	3/5/99	H	L	78	89	4/14/05	H	W	126	119*	2/23/13	H	L	90	114
1/20/93	A	W	115	112**	3/8/99	A	L	89	91	11/18/05	A	L	96	106	3/8/13	A	L	93	102
4/10/93	A	L	114	119	4/1/99	A	W	88	84	12/16/05	H	L	105	112	3/13/13	H	L	94	98
4/21/93	H	W	107	97	11/17/99	H	L	93	98	4/14/06	A	L	85	104	4/6/13	A	L	87	106
12/18/93	A	L	90	113	12/1/99	A	L	83	90	11/5/06	H	W	107	98					
12/22/93	H	L	90	98	3/16/00	A	L	77	92	11/27/06	A	L	91	103					
2/5/94	A	W	96	94	4/10/00	H	W	96	80	1/19/07	H	W	98	95*					
2/25/94	H	L	84	115	11/4/00	A	W	84	82	3/24/07	A	W	93	85					
3/5/94	A	L	83	120	11/17/00	H	W	94	73	12/26/07	H	W	96	85					

*overtime

**double-overtime

***triple-overtime





MILWAUKEE BUCKS



GENERAL INFORMATION



Larry Drew

Franchise Timeline (Established) Milwaukee Bucks (1968-69)
 Address 1001 N. Fourth Street; Milwaukee, WI 53203
 President Herb Kohl
 General Manager John Hammond
 Head Coach Larry Drew
 Assistant Coaches Jim Clemons, Bob Bender, Nick Van Exel, Scott Williams, Josh Oppenheimer
 Head Athletic Trainer Scott Barthlana
 Public Relations Dan Smyczek, Mark Rosenberg, Kristen Deahl
 Home Court Bradley Center (18,717)

BROADCAST INFORMATION

Radio WTMJ (620 AM); Ted Davis, Dennis Krause
 Television FOX Sports Wisconsin; Jim Paschke, Jon McGlocklin

2013-14 SCHEDULE

11/22/13 @ PHI
 12/21/13 @ MIL
 2/24/14 @ PHI

ALL-TIME SERIES RESULTS

Overall: 95-94
 Home: 51-42
 Away: 42-50
 Neutral: 2-2

PLAYOFFS

Overall: 29-20
 Home: 17-7
 Away: 12-13

ALL-TIME SERIES INFORMATION

SIXERS

Largest Margin of Victory: 44, 11/16/68
 Most Pts. Scored: 143, 3/3/69
 Fewest Pts. Scored: 76, 1/5/04

BUCKS

Largest Margin of Victory: 33, 4/15/87
 Most Pts. Scored: 142, 1/29/71
 Fewest Pts. Scored: 69, 1/30/08

SIXERS 2012-13 SEASON SERIES STATISTICS VS. BUCKS

PLAYER	G-GS	MIN	FG-A	PCT	3FG-A	PCT	FT-A	PCT	OFF	DEF	TOT	AST	PF-DQ	STL	TO	BLK	PTS	AVG
Richardson	1-1	36	8-16	.500	3-8	.375	1-2	.500	0	4	4	2	0-0	2	0	0	20	20.0
Jr. Holiday	4-4	154	25-64	.391	4-8	.500	14-16	.875	6	10	16	36	16-0	3	27	2	68	17.0
Turner	4-4	149	25-57	.439	5-11	.455	9-12	.750	0	20	20	17	8-0	1	11	1	64	16.0
Hawes	4-2	138	27-55	.491	1-4	.250	6-7	.857	14	29	43	9	12-0	0	3	1	61	15.3
N. Young	3-1	89	14-28	.500	5-9	.556	8-8	1.000	2	7	9	8	8-0	2	3	0	41	13.7
T. Young	3-3	110	16-34	.471	0-0	---	4-6	.667	9	14	23	6	5-0	7	5	3	36	12.0
Wilkins	3-1	45	11-22	.500	1-3	.333	3-4	.750	3	3	6	6	4-0	4	3	0	26	8.7
Wright	4-0	64	11-28	.393	7-17	.412	3-3	1.000	0	7	7	6	2-0	5	0	1	32	8.0
Ivey	4-1	64	7-13	.538	4-7	.571	0-0	---	4	6	10	2	5-0	3	1	2	18	4.5
Moultrie	2-0	26	4-8	.500	0-0	---	1-2	.500	4	7	11	0	1-0	1	0	0	9	4.5
Allen	4-3	67	6-17	.353	0-1	.000	1-2	.500	6	9	15	3	9-0	0	4	3	13	3.3
Pargo	1-0	18	1-3	.333	0-1	.000	0-0	---	0	2	2	2	2-0	1	3	0	2	2.0
76ERS	4	960	155-345	.449	30-69	.435	50-62	.806	48	118	166	97	72-0	29	61	13	390	97.5

BUCKS 2012-13 SEASON SERIES STATISTICS VS. SIXERS

PLAYER	G-GS	MIN	FG-A	PCT	3FG-A	PCT	FT-A	PCT	OFF	DEF	TOT	AST	PF-DQ	STL	TO	BLK	PTS	AVG
Ellis	4-4	170	38-75	.507	3-18	.167	13-16	.813	2	12	14	29	10-0	7	13	2	92	23.0
Jennings	4-4	137	28-62	.452	9-25	.360	14-14	1.000	3	7	10	23	6-0	12	9	1	79	19.8
Ilyasova	4-4	108	19-46	.413	4-10	.400	7-8	.875	14	29	43	7	8-0	6	8	2	49	12.3
Dunleavy	4-0	121	16-27	.593	6-12	.500	6-10	.600	0	15	15	8	8-0	3	5	4	44	11.0
Dalember	3-2	66	15-22	.682	0-0	---	2-3	.667	9	13	22	2	6-0	0	6	4	32	10.7
Harris	1-1	18	4-5	.800	0-1	.000	2-2	1.000	0	2	2	2	2-0	0	1	0	10	10.0
Sanders	3-2	83	11-25	.440	0-0	---	4-6	.667	8	15	23	2	8-0	2	10	4	26	8.7
Redick	1-0	35	2-12	.167	1-6	.167	3-3	1.000	1	2	3	2	1-0	1	0	0	8	8.0
Mbah a Moute	3-2	73	8-20	.400	1-3	.333	5-10	.500	5	9	14	1	5-0	0	4	2	22	7.3
Daniels	2-1	41	4-14	.286	0-1	.000	2-2	1.000	2	3	5	2	3-0	3	0	0	10	5.0
Henson	2-0	18	4-8	.500	0-0	---	1-2	.500	1	6	7	0	1-0	1	1	0	9	4.5
Udrih	3-0	34	3-8	.375	0-2	.000	3-4	.750	1	3	4	7	2-0	0	4	0	9	3.0
Udoh	4-0	58	4-12	.333	0-0	---	3-5	.600	2	7	9	3	2-0	1	1	6	11	2.8
BUCKS	4	960	156-336	.464	24-78	.308	65-85	.765	48	123	171	88	62-0	36	65	25	401	100.3

MILWAUKEE BUCKS



DATE	H/A	W/L	PHI	OPP	DATE	H/A	W/L	PHI	OPP	DATE	H/A	W/L	PHI	OPP	DATE	H/A	W/L	PHI	OPP
11/16/68	H	W	136	92	11/6/79	A	W	118	117*	4/8/89	A	L	103	113	4/7/02	H	W	89	87
12/6/68	A	W	121	112	12/12/79	H	W	112	91	4/18/89	H	W	124	102	4/9/02	A	W	92	90
12/8/68	N	W	122	117	10/10/80	H	L	103	106	11/4/89	H	L	96	102	10/30/02	H	W	95	93
12/31/68	A	W	128	107	11/9/80	A	W	136	121	11/11/89	A	W	104	96	11/9/02	A	L	105	110*
2/28/69	N	W	123	102	1/15/81	A	L	110	113	2/2/90	H	W	119	109	1/17/03	H	L	95	99
3/3/69	A	W	143	132	3/8/81	H	W	123	100	2/4/90	A	W	105	102	1/28/03	A	W	108	81
10/31/69	H	L	125	129*	3/13/81	A	L	104	120	11/8/90	A	L	111	141	11/25/03	A	N	91	95
11/29/69	A	W	129	111	11/18/81	H	W	102	100	12/4/90	H	W	109	108*	1/5/04	H	L	76	88
12/2/69	H	L	114	122	12/13/81	A	L	108	127	1/11/91	A	W	120	105	3/8/04	H	W	97	92
1/26/70	A	W	122	103	1/13/82	H	L	107	111	4/2/91	H	L	104	121	12/12/04	H	W	107	101
2/10/70	H	L	131	139	3/16/82	A	L	91	106	11/11/91	H	W	102	99	12/18/04	A	W	116	97
3/3/70	A	L	116	127	3/30/82	A	L	114	116*	12/21/91	A	L	97	110	3/1/05	A	W	118	111
3/20/70	H	L	112	138	4/18/82	H	W	110	86	3/4/92	A	L	105	110	4/18/05	H	W	122	106
12/4/70	A	L	122	128*	11/19/82	H	W	121	109	4/12/92	H	L	90	94	11/1/05	H	L	108	117*
12/30/70	H	W	119	107	1/12/83	H	W	122	121	11/27/92	H	L	111	115	11/23/05	A	L	97	108
1/29/71	H	L	118	142	1/23/83	A	L	96	107	1/23/93	A	W	113	104	12/7/05	H	L	85	88
2/17/71	N	L	114	119	3/19/83	A	W	105	97	2/26/93	H	W	114	111	2/24/06	A	W	116	111
3/1/71	A	L	103	127	3/23/83	H	W	104	101*	3/20/93	A	L	86	112	11/22/06	A	L	94	98
10/23/71	H	L	88	110	4/5/83	A	W	116	108	12/11/93	A	W	99	86	1/12/07	H	W	110	97
11/14/71	N	L	114	125	11/4/83	H	L	94	104	1/29/94	H	W	94	89	2/24/07	A	L	90	109
1/28/72	H	L	118	127	12/11/83	A	W	97	87	3/20/94	A	L	101	103	11/27/07	A	W	114	98
2/18/72	A	W	132	126	1/21/83	H	W	115	93	4/6/94	H	W	115	114	1/8/08	H	L	83	87
3/3/72	H	L	81	94	1/5/84	A	W	103	102*	11/4/94	H	L	86	91	1/30/08	A	W	112	69
10/28/72	H	L	92	96	3/14/84	H	W	92	91	12/14/94	A	L	96	99	3/9/08	A	W	119	97
11/5/72	A	L	113	131	4/5/84	A	L	103	113	1/25/95	H	L	97	98	12/17/08	H	W	93	88
1/16/73	A	L	92	108	1/25/84	H	W	112	111	2/4/95	A	W	102	96	1/7/09	A	W	110	105
2/14/73	H	W	106	104	12/14/84	A	W	115	111	12/22/95	H	L	94	99	4/2/09	H	W	105	95
10/26/73	H	L	92	98	12/21/84	H	L	101	104	1/17/96	H	L	100	111	10/30/09	H	W	99	86
11/25/73	A	L	96	105	1/5/85	A	W	110	106	2/13/96	A	W	104	101	1/27/10	A	L	88	91
12/8/73	H	L	92	105	2/26/85	A	L	97	116	11/1/96	H	L	103	111	3/24/10	A	W	101	86
12/27/73	A	L	107	129	3/22/85	H	L	112	131	1/20/97	H	L	104	114	4/9/10	H	L	90	95
12/1/74	A	L	112	117	10/29/85	A	L	117	119	2/1/97	A	W	109	100	11/19/10	H	W	90	79
12/13/74	H	W	93	89*	11/10/85	H	W	105	97	4/11/97	A	L	118	126	1/14/11	H	W	95	94
1/12/75	A	L	88	99	2/17/86	H	L	106	111	10/31/97	H	L	88	103	3/12/11	A	L	74	102
1/31/75	H	L	97	101	3/7/86	A	L	95	125	11/6/97	A	L	93	100	4/2/11	A	L	87	93*
11/11/75	A	L	81	108	3/28/86	H	L	94	116	3/4/98	H	W	87	80	1/16/12	H	W	94	82
11/12/75	H	L	84	107	11/5/86	H	W	107	101	3/14/98	A	W	93	89	3/5/12	A	L	93	97
1/7/76	H	W	112	102	12/3/86	H	W	115	110*	2/16/99	H	L	92	93	4/25/12	A	W	90	85
1/20/76	A	W	111	108	12/16/86	A	L	91	103	2/28/99	A	W	87	76	11/12/12	H	L	96	105
12/12/76	A	W	107	102	3/21/87	A	W	105	102	4/6/99	H	W	95	87	1/22/13	A	L	102	110
1/8/77	A	L	106	111	4/15/87	A	L	95	128	11/27/99	A	W	82	79	3/27/13	A	L	92	94
2/8/77	H	W	107	104	1/12/88	A	L	103	106	1/3/00	H	W	124	120*	3/27/13	H	W	100	92
11/19/77	H	W	111	100	2/11/88	H	W	119	113*	2/25/00	A	W	97	83	* overtime				
12/13/77	A	L	117	129	2/21/88	A	L	115	120*	2/13/01	A	W	107	104	**double-overtime				
3/24/78	H	W	131	122	3/30/88	H	W	134	109	2/26/01	H	L	91	98					
11/3/78	H	W	118	103	4/11/88	A	W	115	102	3/17/01	A	L	78	87					
11/25/78	A	L	126	127	4/19/88	H	W	115	102	3/26/01	H	W	90	78					
2/18/79	H	W	110	107*	11/9/88	A	L	103	114	12/14/01	H	L	80	96					
3/9/79	A	L	113	119	12/13/88	H	L	91	109	2/2/02	A	W	86	81					





MINNESOTA TIMBERWOLVES



GENERAL INFORMATION



Rick Adelman

Franchise Timeline (Established)Minnesota Timberwolves (1989-90)
 Address 600 First Ave. North; Minneapolis, MN 55403
 OwnerGlen Taylor
 President of Basketball Operations & Minority Owner Phil "Flip" Saunders
 Head CoachRick Adelman
 Assistant CoachesTerry Porter, Jack Sikma, T.R. Dunn, David Adelman
 Player Development Coach..... Bobby Jackson
 Head Athletic Trainer Greg Farnam
 Public Relations Brad Ruitter, Aaron Seehusen, Dan Bell
 Home CourtTarget Center (19,356)

BROADCAST INFORMATION

Radio.....WCCO (830 AM); Alan Horton
 Television.....Fox Sports Net North; Dave Benz, Jim Peterson

2013-14

SCHEDULE

12/11/13 @ MIN
 1/6/14 @ PHI

ALL-TIME SERIES RESULTS

Overall: 20-25
 Home: 12-10
 Away: 8-15

ALL-TIME SERIES INFORMATION

SIXERS

Largest Margin of Victory: 38, 11/25/94
 Most Pts. Scored: 119, 2x, last 2/9/10
 Fewest Pts. Scored: 74, 10/30/01

TIMBERWOLVES

Largest Margin of Victory: 35, 12/8/04
 Most Pts. Scored: 125, 11/10/89
 Fewest Pts. Scored: 71, 11/25/94

SIXERS 2012-13 SEASON SERIES STATISTICS VS. TIMBERWOLVES

PLAYER	G-GS	MIN	FG-A	PCT	3FG-A	PCT	FT-A	PCT	OFF	DEF	TOT	AST	PF-DQ	STL	TO	BLK	PTS	AVG
Turner	2-2	73	14-36	.389	2-4	.500	6-9	.667	3	8	11	4	8-0	3	7	1	36	18.0
Jr. Holiday	2-2	66	12-30	.400	0-5	.000	5-8	.625	2	6	8	14	7-1	6	7	0	29	14.5
Richardson	1-1	30	6-10	.600	0-3	.000	2-4	.500	2	5	7	4	1-0	2	2	1	14	14.0
T. Young	1-1	27	6-10	.600	0-0	---	1-1	1.000	0	2	2	0	4-0	0	1	0	13	13.0
Wilkins	2-0	45	6-13	.462	0-0	---	5-6	.833	1	4	5	4	3-0	1	1	1	17	8.5
Wright	2-0	31	4-12	.333	4-11	.364	4-5	.800	1	4	5	3	4-0	1	0	0	16	8.0
Hawes	2-1	54	5-15	.333	1-3	.333	4-6	.667	4	8	12	5	4-0	0	3	1	15	7.5
Allen	2-2	51	7-15	.467	0-0	---	0-0	---	3	8	11	2	5-0	3	1	3	14	7.0
N. Young	1-1	32	1-7	.143	0-1	.000	4-9	.444	2	3	5	3	3-0	0	0	0	6	6.0
Pargo	1-0	9	2-3	.667	1-1	1.000	0-0	---	0	1	1	0	1-0	0	0	0	5	5.0
Moultrie	1-0	11	1-3	.333	0-0	---	2-5	.400	3	1	4	1	0-0	1	0	0	4	4.0
Wayns	1-0	14	1-6	.167	0-2	.000	0-0	---	0	0	0	2	1-0	0	1	0	2	2.0
Ivey	2-0	20	1-3	.333	1-3	.333	0-0	---	0	3	3	0	3-0	0	0	0	3	1.5
Brown	2-0	18	0-1	.000	0-0	---	1-2	.500	2	3	5	0	1-0	0	0	0	1	0.5
76ERS	2	480	66-164	.402	9-33	.273	34-55	.618	23	56	79	42	45-1	17	23	7	175	87.5

TIMBERWOLVES 2012-13 SEASON SERIES STATISTICS VS. SIXERS

PLAYER	G-GS	MIN	FG-A	PCT	3FG-A	PCT	FT-A	PCT	OFF	DEF	TOT	AST	PF-DQ	STL	TO	BLK	PTS	AVG
Pekovic	2-2	68	12-23	.522	0-0	---	9-15	.600	8	15	23	2	6-0	1	4	2	33	16.5
Howard	1-1	29	7-12	.583	2-3	.667	0-2	.000	2	8	10	0	2-0	1	4	0	16	16.0
Kirilenko	1-1	37	4-8	.500	1-1	1.000	6-6	1.000	0	5	5	4	4-0	2	2	3	15	15.0
Williams	2-1	51	10-17	.588	5-8	.625	2-6	.333	0	12	12	1	2-0	1	2	0	27	13.5
Shved	2-0	48	7-17	.412	5-9	.556	4-4	1.000	1	6	7	5	5-0	1	3	1	23	11.5
Rubio	1-1	29	1-4	.250	0-0	---	9-12	.750	1	5	6	6	5-0	3	6	0	11	11.0
Lee	1-1	19	4-4	1.000	2-2	1.000	0-0	---	1	1	2	1	1-0	0	0	0	10	10.0
Ridnour	2-2	52	6-16	.375	1-5	.200	5-6	.833	1	1	2	9	6-0	3	3	0	18	9.0
Barea	2-0	47	7-17	.412	1-5	.200	2-2	1.000	0	5	5	12	2-0	1	3	0	17	8.5
Cunningham	2-0	45	7-16	.438	0-0	---	1-2	.500	0	8	8	2	4-0	1	0	0	15	7.5
Love	1-1	26	2-10	.200	1-5	.200	1-2	.500	2	8	10	5	0-0	0	1	0	6	6.0
Stiemsma	1-0	18	2-2	1.000	0-0	---	2-2	1.000	0	5	5	1	3-0	1	2	1	6	6.0
Gelabale	1-0	8	0-0	---	0-0	---	2-2	1.000	0	1	1	0	1-0	0	0	0	2	2.0
Amundson	1-0	3	0-1	.000	0-0	---	0-0	---	1	1	2	0	0-0	0	0	0	0	0.0
TIMBERWOLVES	2	480	69-147	.469	18-38	.474	43-61	.705	17	81	98	49	41-0	15	32	7	199	99.5

MINNESOTA TIMBERWOLVES



DATE	H/A	W/L	PHI	OPP
11/10/89	A	L	118	125*
4/12/90	H	W	110	77
2/3/91	A	L	102	110**
4/14/91	H	L	88	96
12/13/91	A	W	104	95
1/24/92	H	W	119	86
3/8/93	A	W	92	83
4/18/93	H	W	106	79
3/15/94	A	L	87	96
3/18/94	H	L	98	100
11/25/94	A	W	109	71
2/15/95	H	L	97	101
12/17/95	A	W	101	99
3/6/96	H	L	90	103
3/11/97	A	L	100	104
3/14/97	H	W	109	95
12/17/97	H	L	90	94
4/10/98	A	L	102	107
1/9/00	H	L	112	123
3/28/00	A	W	102	100
11/9/00	A	W	84	82
12/11/00	H	L	91	96*
10/30/01	A	L	74	83
1/30/02	H	W	96	91
12/18/02	H	W	99	94
2/2/03	A	L	91	99
2/1/04	A	L	101	106
2/29/04	H	W	81	74
12/8/04	H	L	84	119
1/7/05	A	L	84	89
12/12/05	H	W	90	89*
1/22/06	A	W	86	84
12/3/06	H	L	84	95
1/5/07	A	L	102	104*
12/12/07	H	W	98	94
2/19/08	A	L	88	104
11/19/08	A	L	96	102
3/25/09	H	W	96	88
1/18/10	A	L	103	108*
2/9/10	H	W	119	97
2/12/11	A	W	107	87
3/4/11	H	W	111	100
2/19/12	A	L	91	92
12/4/12	H	L	88	105
2/20/13	A	L	87	94

* overtime

**double-overtime





NEW ORLEANS PELICANS



GENERAL INFORMATION



Monty Williams

Franchise Timeline (Established)Charlotte Hornets (1988-89), New Orleans Hornets (2002-03),
New Orleans Pelican (2013-14)
 Address5800 Airline Drive; Metairie, LA 70113
 Owner/Chairman of the BoardTom Benson
 PresidentDennis Lauscha
 General ManagerDell Demps
 Head CoachMonty Williams
 Assistant CoachesRandy Ayers, Dave Hanners, Bryan Gates, Fred Vinson, Kevin Hanson
 TrainerJon Ishop
 CommunicationsHarold Kaufman, Matt Ryan
 Home CourtNew Orleans Arena (17,003)

BROADCAST INFORMATION

RadioWWL (105.3 FM); Sean Kelley, John DeShazer
 TelevisionFox Sports New Orleans; Joel Meyers, David Wesley, Jen Hale

**2013-14
 SCHEDULE**
 11/16/13 @ NO
 11/29/13 @ PHI

**ALL-TIME
 SERIES RESULTS**
 Overall: 32-46
 Home: 19-19
 Away: 13-27

PLAYOFFS
 Overall: 7-3
 Home: 4-1
 Away: 3-2

ALL-TIME SERIES INFORMATION

SIXERS

Largest Margin of Victory: 21, 2x last
 11/25/02
 Most Pts. Scored: 125, 2/7/94
 Fewest Pts. Scored: 66, 4/5/95

PELICANS

Largest Margin of Victory: 52, 2/27/92
 Most Pts. Scored: 136, 2/27/92
 Fewest Pts. Scored: 62, 11/7/12

SIXERS 2012-13 SEASON SERIES STATISTICS VS. PELICANS

PLAYER	G-GS	MIN	FG-A	PCT	3FG-A	PCT	FT-A	PCT	OFF	DEF	TOT	AST	PF-DQ	STL	TO	BLK	PTS	AVG
Jr. Holiday	2-2	75	16-31	.516	4-8	.500	7-8	.875	2	8	10	23	5-0	5	11	1	43	21.5
Turner	2-2	70	12-27	.444	1-3	.333	3-4	.750	4	11	15	6	4-0	1	3	0	28	14.0
T. Young	2-2	76	12-26	.462	0-0	---	0-1	.000	7	9	16	4	4-0	1	3	2	24	12.0
Allen	2-2	42	10-15	.667	0-0	---	0-0	---	1	3	4	0	6-0	0	4	1	20	10.0
Hawes	2-0	44	7-19	.368	2-4	.500	0-0	---	1	7	8	2	5-0	0	2	3	16	8.0
N. Young	2-0	30	7-16	.438	2-9	.222	0-1	.000	0	1	1	2	1-0	1	2	0	16	8.0
Wright	2-1	51	4-16	.250	3-11	.273	3-4	.750	3	9	12	8	0-0	2	2	1	14	7.0
Richardson	1-1	20	2-5	.400	1-3	.333	0-0	---	1	2	3	2	2-0	0	0	0	5	5.0
Ivey	2-0	30	2-4	.500	2-3	.667	0-0	---	0	2	2	0	4-0	0	1	0	6	3.0
Wilkins	2-0	30	2-6	.333	0-1	.000	0-0	---	0	1	1	0	3-0	0	0	0	4	2.0
Brown	1-0	7	0-0	---	0-0	---	0-0	---	0	2	2	0	1-0	0	0	0	0	0.0
Moultrie	1-0	2	0-0	---	0-0	---	0-0	---	0	1	1	0	2-0	0	0	0	0	0.0
Wayns	1-0	1	0-1	.000	0-1	.000	0-0	---	0	0	0	0	0-0	0	0	0	0	0.0
76ERS	2	480	74-166	.446	15-43	.349	13-18	.722	19	56	75	47	37-0	10	28	8	176	88.0

PELICANS 2012-13 SEASON SERIES STATISTICS VS. SIXERS

PLAYER	G-GS	MIN	FG-A	PCT	3FG-A	PCT	FT-A	PCT	OFF	DEF	TOT	AST	PF-DQ	STL	TO	BLK	PTS	AVG
Gordon	1-1	32	7-13	.538	2-3	.667	3-4	.750	1	1	2	4	2-0	1	3	0	19	19.0
Vasquez	2-2	69	13-31	.419	4-8	.500	0-1	.000	0	5	5	16	5-0	0	11	0	30	15.0
Anderson	2-1	63	8-21	.381	3-12	.250	4-4	1.000	4	15	19	2	2-0	2	3	0	23	11.5
Davis	1-1	21	4-6	.667	0-0	---	2-3	.667	2	5	7	2	0-0	2	1	2	10	10.0
Henry	2-0	29	6-12	.500	1-2	.500	3-4	.750	2	4	6	2	4-0	2	0	0	16	8.0
Aminu	2-2	63	5-15	.333	0-2	.000	5-8	.625	6	18	24	4	4-0	2	4	0	15	7.5
Lopez	2-2	54	7-16	.438	0-0	---	0-0	---	4	5	9	1	2-0	2	0	7	14	7.0
Roberts	2-0	26	5-12	.417	2-5	.400	2-2	1.000	1	0	1	3	1-0	0	2	0	14	7.0
Smith	2-0	38	6-12	.500	0-0	---	2-2	1.000	4	8	12	1	4-0	0	4	5	14	7.0
Miller	1-1	22	2-4	.500	1-3	.333	0-0	---	0	1	1	0	0-0	2	2	0	5	5.0
Warrick	1-0	7	1-2	.500	0-0	---	2-2	1.000	0	0	0	0	0-0	1	0	0	4	4.0
Mason	2-0	45	3-6	.500	1-2	.500	0-0	---	1	4	5	4	4-0	0	3	1	7	3.5
Rivers	1-0	5	0-1	.000	0-0	---	1-2	.500	0	1	1	1	2-0	0	1	0	1	1.0
Thomas	1-0	7	0-1	.000	0-0	---	1-2	.500	1	2	3	0	0-0	0	0	0	1	1.0
HORNETS	2	480	67-152	.441	14-37	.378	25-34	.735	26	69	95	40	30-0	14	39	15	173	86.5

NEW ORLEANS PELICANS



DATE	H/A	WL	PHI	OPP	DATE	H/A	WL	PHI	OPP	DATE	H/A	WL	PHI	OPP
11/25/88	H	W	123	116	1/27/96	A	L	105	110	3/17/04	A	L	80	104
12/1/88	A	L	107	109	4/14/96	H	L	78	94	1/17/05	H	W	95	91
1/15/89	A	W	116	109	12/13/96	A	L	75	84	1/28/05	A	L	95	99
1/16/90	H	L	122	127	12/17/96	H	L	84	93	11/21/05	H	W	103	91
4/7/89	A	W	118	108	3/15/97	H	L	99	107	12/2/05	A	L	86	88
4/14/89	H	L	115	119	4/6/97	A	L	113	115	1/23/07	H	W	102	96
11/15/89	H	W	109	96	2/13/98	A	L	96	103	1/31/07	A	W	89	78
4/14/90	A	W	109	102	3/31/98	A	L	93	101	11/11/07	H	L	72	93
11/19/90	H	W	109	101	4/8/98	H	W	109	101	11/14/07	A	L	76	95
1/26/91	A	L	75	79	2/5/99	A	W	78	66	1/26/09	A	L	86	101
3/28/91	A	L	90	94	3/10/99	H	W	85	70	3/2/09	H	L	91	98
3/29/91	H	W	124	107	5/4/99	A	L	110	117	1/11/10	H	W	96	92
12/23/91	H	L	106	114	12/11/99	H	L	84	106	2/5/10	A	W	101	94
2/27/92	A	L	84	136	1/20/00	A	L	100	109	12/12/10	H	W	88	70
3/19/92	H	L	116	123	2/15/00	H	L	93	95	1/3/11	A	L	77	84
4/17/92	H	W	122	112	3/20/00	A	W	102	96	1/4/12	A	W	101	93
11/24/92	A	L	119	127	11/22/00	A	L	73	88	11/7/12	A	W	77	62
2/3/93	H	L	118	129	12/1/00	H	W	95	74	1/15/13	H	L	99	111
4/9/93	H	L	113	122	1/15/01	H	W	84	79					
4/12/93	A	L	101	120	2/24/01	A	L	85	86					
1/19/94	A	L	103	115	11/14/01	H	W	100	86					
2/7/94	H	W	125	117	12/19/01	H	L	85	94					
3/22/94	A	L	91	125	1/17/02	A	L	93	88					
4/9/94	H	L	122	127	2/7/02	A	W	100	93					
12/22/94	A	L	91	103	11/19/02	A	L	98	99					
3/29/95	H	W	99	81	11/25/02	H	W	108	87					
4/5/95	A	L	66	84	4/13/03	H	L	89	94					
4/17/95	H	L	90	101	11/5/03	H	L	99	106					
11/4/95	A	L	108	119	12/1/03	A	W	92	86					
11/10/95	H	W	104	90	1/30/04	H	W	85	82					

* overtime

**double-overtime





NEW YORK KNICKS



Mike Woodson

GENERAL INFORMATION

Franchise Timeline (Established) New York Knicks (1946-47)
 Address Two Pennsylvania Plaza; New York, NY 10121
 Executive Chairman, The Madison Square Garden Company James L. Dolan
 Exec. VP, Basketball Operations & General Manager Glen Grunwald
 Head Coach Mike Woodson
 Assistant Coaches Herb Williams, Jim Todd, Darrell Walker
 Head Athletic Trainer Roger Hinds
 Media Relations Jonathan Supranowitz, Gregg Schwartz, Ashley Blackwood, Derek Lapinski
 Home Court Madison Square Garden (19,033)

BROADCAST INFORMATION

Radio ESPN Radio (98.7 FM): Spero Dedes, Brendan Brown
 Television MSG Network: Mike Breen, Walt Frazier

2013-14 SCHEDULE

1/11/14 @ PHI
 1/22/14 @ NY
 3/10/14 @ NY
 3/21/14 @ PHI

ALL-TIME SERIES RESULTS

Overall: 240-189
 Home: 136-62
 Away: 88-115
 Neutral: 16-12

PLAYOFFS

Overall: 21-12
 Home: 14-2
 Away: 7-10

ALL-TIME SERIES INFORMATION

SIXERS

Largest Margin of Victory: 62, 12/25/60
 Most Pts. Scored: 162, 12/25/60
 Fewest Pts. Scored: 60, 3/13/54

KNICKS

Largest Margin of Victory: 48, 2x last 4/21/94
 Most Pts. Scored: 152, 12/11/59
 Fewest Pts. Scored: 61, 2/17/52

SIXERS 2012-13 SEASON SERIES STATISTICS VS. KNICKS

PLAYER	G-GS	MIN	FG-A	PCT	3FG-A	PCT	FT-A	PCT	OFF	DEF	TOT	AST	PF-DQ	STL	TO	BLK	PTS	AVG
Jr. Holiday	4-4	158	43-79	.544	12-23	.522	11-13	.846	1	14	15	26	9-0	4	15	1	109	27.3
Turner	4-4	142	20-50	.400	2-3	.667	21-23	.913	5	27	32	18	11-0	5	10	0	63	15.8
T. Young	4-4	137	23-46	.500	0-1	.000	5-8	.625	13	17	30	4	15-1	8	5	1	51	12.8
N. Young	4-2	119	11-41	.268	6-19	.316	9-10	.900	0	9	9	5	7-0	2	3	0	37	9.3
Wright	3-1	81	9-27	.333	3-14	.214	4-6	.667	2	16	18	1	1-0	2	5	2	25	8.3
Pargo	1-0	31	3-6	.500	1-1	1.000	0-0	---	0	4	4	3	1-0	0	2	0	7	7.0
Hawes	4-2	94	10-25	.400	0-1	.000	4-8	.500	9	17	26	6	11-0	0	5	5	24	6.0
Allen	4-1	77	9-18	.500	0-0	---	3-4	.750	7	14	21	1	10-0	1	4	2	21	5.3
Brown	1-1	11	2-3	.667	0-0	---	0-0	---	1	2	3	0	1-0	0	0	0	4	4.0
Wilkins	3-0	41	4-11	.364	0-1	.000	3-4	.750	1	4	5	1	9-0	3	2	0	11	3.7
Ivey	3-0	45	2-9	.222	2-6	.333	2-2	1.000	4	4	8	0	3-0	0	2	0	8	2.7
Moultrie	2-0	8	1-2	.500	0-0	---	0-0	---	1	1	2	0	0-0	0	0	0	2	1.0
Mack	1-0	2	0-1	.000	0-1	.000	0-0	---	0	0	0	0	1-0	0	0	0	0	0.0
Richardson	1-1	2	0-1	.000	0-0	---	0-0	---	0	0	0	0	0-0	0	0	0	0	0.0
Wayns	2-0	14	0-6	.000	0-1	.000	0-0	---	0	0	0	2	2-0	0	1	0	0	0.0
76ERS	4	960	137-325	.422	26-71	.366	62-78	.795	44	129	173	67	81-1	25	54	11	362	90

KNICKS 2012-13 SEASON SERIES STATISTICS VS. SIXERS

PLAYER	G-GS	MIN	FG-A	PCT	3FG-A	PCT	FT-A	PCT	OFF	DEF	TOT	AST	PF-DQ	STL	TO	BLK	PTS	AVG
Anthony	4-4	148	32-80	.400	3-22	.136	35-41	.854	9	19	28	9	8-0	1	11	3	102	25.5
Stoudemire	2-0	48	17-23	.739	0-0	---	8-10	.800	4	5	9	1	8-0	3	2	1	42	21.0
J. Smith	4-0	132	20-50	.400	9-19	.474	2-3	.667	3	25	28	12	8-0	5	8	2	51	12.8
Felton	4-4	118	19-46	.413	6-21	.286	5-6	.833	2	3	5	16	6-0	5	8	0	49	12.3
Brewer	3-2	59	9-17	.529	4-7	.571	0-2	.000	2	13	15	1	1-0	2	1	0	22	7.3
Chandler	4-4	109	10-15	.667	0-0	---	7-9	.778	12	23	35	2	8-0	0	5	7	27	6.8
Wallace	2-0	17	5-10	.500	2-6	.333	1-2	.500	0	5	5	1	3-0	1	1	2	13	6.5
Prigioni	4-0	72	7-16	.438	3-10	.300	6-6	1.000	1	5	6	17	8-0	6	6	0	23	5.8
Kidd	4-4	84	6-19	.316	3-15	.200	3-4	.750	5	13	18	10	2-0	5	2	0	18	4.5
Copeland	3-0	22	4-7	.571	1-3	.333	4-4	1.000	0	2	2	0	0-0	0	0	0	13	4.3
Novak	4-0	80	4-13	.308	4-12	.333	2-2	1.000	0	9	9	2	4-0	2	2	0	14	3.5
Shumpert	2-2	31	1-11	.091	1-3	.333	2-3	.667	4	5	9	3	4-0	2	3	0	5	2.5
Thomas	3-0	28	3-7	.429	0-0	---	1-1	1.000	1	7	8	2	1-0	0	0	1	7	2.3
White	3-0	12	1-3	.333	0-1	.000	1-2	.500	0	1	1	0	1-0	0	0	1	3	1.0
KNICKS	4	960	138-317	.435	36-119	.303	77-95	.811	43	135	178	76	62-0	32	52	17	389	97.3



OKLAHOMA CITY THUNDER



GENERAL INFORMATION



Scott Brooks

Franchise Timeline (Established)..... Seattle Supersonics (1967-68), Oklahoma City Thunder (2008-09)
 Address..... 100 W. Reno; Oklahoma City, OK 73102
 Chairman..... Clayton I. Bennett
 Executive Vice President and General Manager..... Sam Presti
 Head Coach..... Scott Brooks
 Assistant Coaches..... Mark Bryant, Rex Kalamian, Brian Keefe, Robert Pack, Mike Terpstra
 Head Athletic Trainer..... Joe Sharpe
 Basketball Communications..... Matt Tumbleson, Michael Ravina, John Read
 Home Court..... Ford Center (18,203)

BROADCAST INFORMATION

Radio..... WWLS (98.1 FM/640 AM); Matt Pinto
 Spanish Radio..... WKY (930 AM); Eleno Ornales
 Television..... FOX Sports Oklahoma; Brian Davis, Grant Long, Lesley McCaslin

2013-14

SCHEDULE

1/25/14 @ PHI
 3/4/14 @ OKC

ALL-TIME SERIES RESULTS

Overall: 64-59
 Home: 32-25
 Away: 29-33
 Neutral: 3-1

PLAYOFFS

Home: 4-0
 Away: 2-1
 Overall: 6-1

ALL-TIME SERIES INFORMATION

SIXERS

Largest Margin of Victory: 38, 12/20/67
 Most Pts. Scored: 160, 12/20/67
 Fewest Pts. Scored: 73, 1/2/98

THUNDER

Largest Margin of Victory: 56, 3/6/93
 Most Pts. Scored: 149, 3/6/93
 Fewest Pts. Scored: 77, 1/4/02

SIXERS 2012-13 SEASON SERIES STATISTICS VS. THUNDER

PLAYER	G-GS	MIN	FG-A	PCT	3FG-A	PCT	FT-A	PCT	OFF	DEF	TOT	AST	PF-DQ	STL	TO	BLK	PTS	AVG
T. Young	2-2	74	18-33	.545	0-0	---	3-3	1.000	8	11	19	5	6-0	2	3	2	39	19.5
Turner	2-2	71	12-24	.500	1-3	.333	6-7	.857	1	10	11	9	6-0	4	8	0	31	15.5
N. Young	2-0	53	9-22	.409	6-10	.600	6-8	.750	2	6	8	4	3-0	1	3	1	30	15.0
Richardson	2-2	47	9-17	.529	4-8	.500	0-0	---	0	5	5	2	3-0	2	2	0	22	11.0
Jr. Holiday	2-2	69	10-24	.417	1-9	.111	0-0	---	1	3	4	22	7-0	0	6	0	21	10.5
Wright	2-0	59	7-16	.438	6-13	.462	0-0	---	0	7	7	4	7-0	5	3	0	20	10.0
Allen	2-2	55	7-14	.500	0-0	---	2-2	1.000	6	4	10	4	6-0	1	4	3	16	8.0
Hawes	2-0	50	6-17	.353	0-1	.000	1-3	.333	5	11	16	2	6-0	0	4	2	13	6.5
Brown	1-0	8	1-4	.250	0-0	---	0-0	---	1	1	2	0	2-0	0	1	0	2	2.0
Wayns	2-0	10	0-3	.000	0-0	---	0-0	---	0	0	0	0	1-0	0	1	0	0	0.0
Wilkins	2-0	7	0-1	.000	0-0	---	0-2	.000	0	1	1	0	0-0	0	0	0	0	0.0
76ERS	2	505	79-175	.451	18-44	.409	18-25	.720	24	59	83	52	47-0	15	36	8	194	97.0

THUNDER 2012-13 SEASON SERIES STATISTICS VS. SIXERS

PLAYER	G-GS	MIN	FG-A	PCT	3FG-A	PCT	FT-A	PCT	OFF	DEF	TOT	AST	PF-DQ	STL	TO	BLK	PTS	AVG
Durant	2-2	86	18-37	.486	3-10	.300	24-27	.889	1	13	14	8	3-0	5	4	3	63	31.5
Westbrook	2-2	75	21-40	.525	6-9	.667	9-10	.900	1	7	8	14	2-0	3	9	1	57	28.5
Ibaka	2-2	66	14-22	.636	0-1	.000	5-7	.714	14	5	19	3	5-0	3	5	0	33	16.5
Martin	2-0	68	7-18	.389	5-9	.556	3-3	1.000	1	6	7	0	3-0	3	4	1	22	11.0
Collison	2-0	45	8-11	.727	0-0	---	4-4	1.000	4	4	8	3	6-0	1	2	0	20	10.0
Sefolosha	2-2	68	4-11	.364	2-7	.286	3-4	.750	2	6	8	6	3-0	2	4	1	13	6.5
Jackson	1-0	14	2-4	.500	0-1	.000	1-2	.500	0	4	4	1	0-0	1	0	0	5	5.0
Perkins	2-2	40	3-11	.273	0-0	---	1-2	.500	1	8	9	1	5-0	1	1	1	7	3.5
Thabeet	2-0	25	1-4	.250	0-0	---	3-5	.600	3	7	10	0	4-0	3	0	1	5	2.5
Liggins	1-0	4	0-0	---	0-0	---	0-0	---	0	1	1	1	0-0	1	1	0	0	0.0
Maynor	2-0	14	0-5	.000	0-1	.000	0-0	---	1	0	1	2	1-0	1	0	0	0	0.0
THUNDER	2	505	78-163	.479	16-38	.421	53-64	.828	28	61	89	39	32-0	24	30	8	225	112.5

OKLAHOMA CITY THUNDER



DATE	H/A	W/L	PHI	OPP	DATE	H/A	W/L	PHI	OPP	DATE	H/A	W/L	PHI	OPP	DATE	H/A	W/L	PHI	OPP
10/27/67	H	W	132	115	12/12/73	H	L	93	100	3/8/85	H	W	128	114	12/11/02	H	L	88	92
12/1/67	N	W	133	109	1/18/74	H	L	104	116	12/8/85	H	L	100	105	3/7/03	A	W	108	99
12/12/67	N	W	118	107	2/24/74	A	L	105	115	1/28/86	A	W	106	99	1/19/04	H	L	81	90
12/17/67	A	W	139	124	11/10/74	A	L	95	109	11/11/86	A	W	121	114	2/19/04	A	W	112	101
12/20/67	A	W	160	122	11/29/74	H	L	119	121*	1/21/87	H	W	129	123*	11/16/04	H	L	95	103
2/14/68	H	W	149	125	2/23/75	A	W	114	100	12/4/87	H	W	118	105	12/28/04	A	W	114	107
2/20/68	H	W	140	108	2/28/75	H	W	112	111	1/2/88	A	L	114	116	1/9/06	H	W	107	98
11/9/68	H	W	114	94	11/28/75	H	W	113	94	2/8/89	H	W	109	102	3/16/06	A	L	98	102
11/11/68	N	W	127	117	12/14/75	A	L	105	114	3/4/89	A	L	104	118	11/15/06	A	W	96	90
12/18/68	A	W	115	111	2/20/76	A	L	92	111	12/27/89	A	L	106	110	3/7/07	H	W	92	89
2/5/69	A	W	119	115	2/29/76	H	W	130	115	2/16/90	H	W	100	96*	12/31/07	A	W	98	90
2/21/69	A	W	115	109	11/7/76	A	L	91	98	1/2/91	A	L	99	127	3/7/08	H	W	117	83
3/19/69	H	W	136	115	12/3/76	H	L	112	121	2/19/91	H	W	107	104*	11/15/08	H	W	110	85
11/8/69	H	L	117	125	2/27/77	A	W	93	85	12/14/91	H	W	104	95	3/8/09	A	L	74	89
11/15/69	A	L	136	146	3/11/77	H	W	126	122	1/4/92	A	W	112	93	11/15/08	H	W	110	85
12/19/69	A	L	116	123	11/16/77	H	W	101	96	12/9/92	H	W	115	104	3/8/09	A	L	74	89
1/9/70	H	L	132	135	1/25/78	A	W	128	125	3/6/93	A	L	93	149	12/2/09	A	L	106	117
1/14/70	N	L	110	122	2/12/78	H	W	109	99	11/30/93	H	L	80	92	3/30/10	H	L	93	111
2/8/70	A	L	117	118	2/26/78	A	L	97	99	2/15/94	A	L	105	133	11/10/10	A	L	103	109
11/7/70	H	W	134	128	12/2/78	H	L	97	100	12/28/94	A	L	102	121	3/9/11	H	W	105	110*
12/8/70	H	L	104	107	12/22/78	A	W	103	95	1/30/95	H	L	104	109	2/29/12	H	L	88	92
12/17/70	A	W	125	117	2/28/79	A	L	93	97	11/14/95	H	L	107	115	11/24/12	H	L	109	116*
1/24/71	A	W	145	119	3/14/79	H	L	96	99	3/23/96	A	L	89	129	1/4/13	A	L	85	109
2/21/71	A	L	128	135	2/8/80	H	L	94	109	12/9/96	H	L	94	118					
10/20/71	H	W	100	93	2/27/80	A	W	101	98*	1/2/97	A	L	82	96					
11/21/71	A	L	117	127	1/28/81	A	W	120	117*	11/9/97	H	L	105	112					
12/1/71	H	W	102	98	1/18/81	H	W	113	92	12/9/98	A	L	73	90					
3/9/72	A	W	128	123	12/30/81	A	W	102	99	3/22/99	A	L	76	92					
3/19/72	H	W	115	100	1/23/82	H	W	100	87	11/8/99	H	W	117	98					
10/11/72	H	L	100	105	1/21/83	H	W	130	117	12/26/99	A	W	92	86					
11/17/72	A	L	92	105	2/6/83	A	W	97	96	1/5/01	H	W	121	89					
1/17/73	A	W	85	82	12/30/83	A	L	93	97*	3/19/01	A	L	89	93					
3/10/73	H	L	96	106	3/9/84	H	W	92	84	1/4/02	A	W	87	77					
11/18/73	A	L	91	95	1/2/85	A	W	118	109	1/21/02	H	L	98	109					

*overtime

**double-overtime





ORLANDO MAGIC



GENERAL INFORMATION



Jacquie Vaughn

Franchise Timeline (Established) Orlando Magic (1989-90)
 Address 8701 Maitland Summit Blvd.; Orlando, FL 32810
 Senior Chairman Rich DeVos
 Chief Executive Officer Alex Martins
 General Manager Rob Hennigan
 Head Coach Jacquie Vaughn
 Assistant Coaches James Borrego, Wes Unseld Jr., Brett Gunning
 Assistant Coaches/Player Development Laron Profit, Luke Stuckey
 Athletic Trainer Keon Weise
 Communications Joel Glass, George Galante, Trish Wingerson, Melanie Curtisinger
 Home Court Amway Center (18,846)

BROADCAST INFORMATION

Radio ESPN 580 Orlando (AM 580); Dennis Neumann, Richie Adubatu
 Spanish Radio ElOrlandoMagic.com: Joey Colon
 Television FOX Sports Florida: David Steele, Jeff Turner

2013-14

SCHEDULE

11/27/13 @ ORL
 12/3/13 @ PHI
 2/26/14 @ PHI
 3/2/14 @ ORL

ALL-TIME SERIES RESULTS

Overall: 29-64
 Home: 19-29
 Away: 10-35

PLAYOFFS

Overall: 5-5
 Home: 3-2
 Away: 2-3

ALL-TIME SERIES INFORMATION

SIXERS

Largest Margin of Victory: 24, 1/31/92
 Most Pts. Scored: 129, 2/26/90
 Fewest Pts. Scored: 70, 1/14/95

MAGIC

Largest Margin of Victory: 46, 2/17/95
 Most Pts. Scored: 129, 2/17/95
 Fewest Pts. Scored: 61, 2/4/13

SIXERS 2012-13 SEASON SERIES STATISTICS VS. MAGIC

PLAYER	G-GS	MIN	FG-A	PCT	3FG-A	PCT	FT-A	PCT	OFF	DEF	TOT	AST	PF-DQ	STL	TO	BLK	PTS	AVG
Pargo	1-0	21	5-8	.625	2-3	.667	2-3	.667	0	0	0	3	1-0	0	3	0	14	14.0
Hawes	3-3	89	17-35	.486	2-5	.400	6-7	.857	2	20	22	8	6-0	0	4	2	42	14.0
T. Young	3-3	90	20-33	.606	0-0	---	0-0	---	8	19	27	2	6-0	8	2	0	40	13.3
Jr. Holiday	3-3	119	14-42	.333	1-5	.200	1-4	.250	1	11	12	32	7-0	4	4	2	30	10.0
Wilkins	3-1	75	12-26	.462	1-5	.200	5-5	1.000	2	2	4	10	7-0	1	7	3	30	10.0
N. Young	2-2	51	8-21	.381	1-10	.100	1-1	1.000	1	6	7	4	4-0	4	3	2	18	9.0
Turner	3-3	88	6-18	.333	2-4	.500	6-10	.600	1	16	17	9	0-0	2	6	0	20	6.7
Wright	3-0	38	8-23	.348	3-14	.214	1-3	.333	1	10	11	7	1-0	0	1	0	20	6.7
Allen	3-0	61	8-18	.444	0-0	---	0-0	---	5	9	14	1	1-0	2	1	3	16	5.3
Ivey	3-0	43	4-8	.500	3-7	.429	0-0	---	0	1	1	1	4-0	2	0	0	11	3.7
Moultrie	3-0	28	3-8	.375	0-0	---	0-0	---	1	3	4	0	1-0	0	2	2	6	2.0
Jenkins	2-0	15	3-6	.500	0-0	---	0-0	---	1	1	2	0	0-0	0	0	0	6	3.0
Mack	1-0	2	0-0	---	0-0	---	0-0	---	0	0	0	1	0-0	0	1	0	0	0.0
76ERS	3	720	108-246	.439	15-53	.283	22-33	.667	23	98	121	78	38-0	23	34	14	253	84.3

MAGIC 2012-13 SEASON SERIES STATISTICS VS. SIXERS

PLAYER	G-GS	MIN	FG-A	PCT	3FG-A	PCT	FT-A	PCT	OFF	DEF	TOT	AST	PF-DQ	STL	TO	BLK	PTS	AVG
Nelson	1-1	39	9-17	.529	5-9	.556	1-1	1.000	0	5	5	10	4-0	1	4	0	24	24.0
Aifalo	2-2	69	15-31	.484	2-3	.667	1-2	.500	1	5	6	11	3-0	1	3	0	33	16.5
Harris	2-1	68	14-25	.560	2-6	.333	1-2	.500	2	12	14	5	4-0	1	2	3	31	15.5
Nicholson	2-1	45	11-17	.647	0-0	---	2-3	.667	3	5	8	0	2-0	0	2	1	24	12.0
Moore	3-2	81	15-29	.517	4-11	.364	1-2	.500	1	4	5	12	0-0	2	3	1	35	11.7
Vucevic	3-3	108	15-35	.429	0-0	---	5-8	.625	9	41	50	3	5-0	1	9	3	35	11.7
Harrington	2-0	29	7-16	.438	3-8	.375	0-0	---	1	6	7	5	3-0	0	0	1	17	8.5
Harless	3-3	99	9-23	.391	0-4	.000	6-7	.857	1	11	12	4	6-0	4	3	3	24	8.0
McRoberts	1-1	33	2-12	.167	1-5	.200	0-0	---	1	5	6	6	0-0	0	2	0	5	5.0
Udrih	2-0	53	5-10	.500	1-4	.250	3-4	.750	0	3	3	15	6-0	1	5	0	14	7.0
Jones	2-0	20	3-4	.750	0-0	---	2-2	1.000	0	2	2	0	2-0	0	2	1	8	4.0
Smith	1-1	26	2-10	.200	0-0	---	0-0	---	1	2	3	2	0-0	0	3	0	4	4.0
Ayon	1-0	6	1-3	.333	0-0	---	0-0	---	0	1	1	1	0-0	1	1	0	2	2.0
O'Quinn	1-0	17	1-3	.333	0-0	---	0-0	---	0	4	4	1	2-0	0	1	1	2	2.0
Lamb	2-0	8	0-1	.000	0-1	.000	0-0	---	0	2	2	0	0-0	0	0	0	0	0.0
Turkoglu	1-0	18	0-3	.000	0-1	.000	0-0	---	1	3	4	6	0-0	1	1	0	0	0.0
MAGIC	3	720	109-239	.456	18-52	.346	22-31	.710	21	111	132	81	37-0	13	44	14	258	86.0

ORLANDO MAGIC



DATE	H/A	W/L	PHI	OPP	DATE	H/A	W/L	PHI	OPP	DATE	H/A	W/L	PHI	OPP	DATE	H/A	W/L	PHI	OPP
11/18/89	A	L	103	116	2/20/96	A	L	104	123	10/29/02	A	L	88	95	10/28/09	A	L	106	120
1/24/90	H	W	125	103	3/4/96	H	L	97	110	1/12/03	H	L	105	107	3/1/10	H	L	105	126
2/8/90	A	L	99	101	4/19/96	H	L	92	112	2/14/03	H	W	99	98	3/22/10	H	L	93	109
2/26/90	H	W	129	110	11/29/96	H	W	100	91	3/31/03	A	W	118	113*	4/14/10	A	L	111	125
12/11/90	A	W	119	114	1/7/97	A	L	88	109	12/22/03	H	W	95	73	12/18/10	A	W	97	89
3/18/91	H	W	99	91	1/31/97	H	L	99	109	1/12/04	A	W	87	82	1/19/11	A	L	98	99*
1/2/91	H	L	115	122	4/1/97	A	W	105	93	1/23/04	H	L	93	98	2/9/11	H	L	95	99
11/13/91	A	W	121	100	11/22/97	H	L	94	108	4/14/04	A	L	89	98	4/11/11	H	L	85	95
1/31/92	H	W	112	88	12/8/97	A	L	86	95	11/14/04	H	W	96	87	1/30/12	H	W	74	69
2/26/92	A	L	89	95	3/9/98	H	L	78	88	11/27/04	A	L	99	105	2/15/12	A	L	87	103
4/15/92	A	L	99	102	4/6/98	A	L	92	113	1/22/05	A	L	111	115	4/7/12	H	L	82	88
11/18/92	H	L	110	120	2/6/99	H	W	95	75	2/12/05	H	W	112	99	4/16/12	A	L	100	113
12/15/92	A	L	107	119	3/15/99	A	L	73	74	1/26/06	H	L	115	119*	2/4/13	H	W	78	61
1/18/93	H	W	124	118*	4/25/99	H	W	103	86	1/29/06	A	W	89	81	2/26/13	H	L	84	98
4/6/93	A	L	90	116	11/10/99	A	L	105	110	3/24/06	H	L	86	102	3/10/13	A	L	91	99
4/15/93	H	W	101	85	1/14/00	H	W	102	100	4/15/06	A	L	97	102					
11/6/93	A	L	89	114	3/19/00	H	W	89	85	11/3/06	A	W	105	103					
1/22/94	H	L	112	121	4/9/00	A	L	80	92	12/9/06	A	L	84	86					
3/9/94	H	L	101	117	11/3/00	A	W	87	80	4/14/07	H	L	87	104					
3/11/94	A	L	105	112	2/2/01	H	L	117	123**	2/1/08	H	L	106	108					
11/5/94	A	L	107	122	3/28/01	H	L	95	96	2/22/08	A	L	99	115					
11/12/94	H	L	103	116	4/12/01	A	L	77	101	2/27/08	H	W	101	89					
1/14/95	A	L	70	91	1/9/02	H	L	91	102	3/21/08	A	L	95	113					
2/17/95	A	L	83	129	2/23/02	A	L	87	105	11/6/08	A	L	88	98					
4/8/95	H	W	109	99	3/17/02	H	L	103	105	11/26/08	H	L	94	96					
1/23/96	A	L	90	105	4/14/02	A	W	95	89	2/28/09	H	L	100	106					

* overtime

**double overtime





PHOENIX SUNS



GENERAL INFORMATION



Jeff Hornacek

Franchise Timeline (Established)Phoenix Suns (1968-69)
 Address201 E. Jefferson St.; Phoenix, AZ 85004
 Managing PartnerRobert Sarver
 President of Basketball OperationsLon Babby
 General ManagerRyan McDonough
 Head CoachJeff Hornacek
 Assistant CoachesJerry Sichting, Mike Longabardi, Kenny Gattison, Mark West
 VP of Athletic Care/Head Athletic TrainerAaron Nelson
 Basketball CommunicationsJulie Fie, DC Headley, Cole Mickelson, Lori Cook
 Home CourtU.S. Airways Center (18,422)

BROADCAST INFORMATION

RadioKTAR (620 AM): Al McCoy, Tim Kempton
 Spanish RadioKSUN (1400 AM): Ivan Valenzuela, Arturo Ochoa
 TelevisionFox Sports Arizona: Steve Albert, Eddie Johnson, Ann Meyers Drysdale

2013-14 SCHEDULE

12/28/13 @ PHO
 1/27/14 @ PHI

ALL-TIME SERIES RESULTS

Overall: 52-61
 Home: 32-20
 Away: 18-39
 Neutral: 2-2

ALL-TIME SERIES INFORMATION

SIXERS

Largest Margin of Victory: 34, 2/15/70
 Most Pts. Scored: 159, 2/15/70
 Fewest Pts. Scored: 71, 3/23/01

SUNS

Largest Margin of Victory: 30, 11/14/86
 Most Pts. Scored: 143, 1/6/79
 Fewest Pts. Scored: 81, 1/2/02

SIXERS 2012-13 SEASON SERIES STATISTICS VS. SUNS

PLAYER	G-GS	MIN	FG-A	PCT	3FG-A	PCT	FT-A	PCT	OFF	DEF	TOT	AST	PF-DQ	STL	TO	BLK	PTS	AVG
Jr. Holiday	2-2	78	19-37	.514	2-5	.400	9-12	.750	4	9	13	23	4-0	2	8	2	49	24.5
Turner	2-2	66	10-29	.345	3-7	.429	6-8	.750	1	10	11	4	7-0	2	5	0	29	14.5
T. Young	2-2	72	11-17	.647	0-0	---	2-4	.500	2	12	14	4	7-0	3	0	1	24	12.0
Wright	2-0	49	7-13	.538	3-5	.600	5-5	1.000	0	7	7	3	2-0	2	2	0	22	11.0
Allen	2-2	62	10-20	.500	0-0	---	1-1	1.000	5	10	15	3	6-0	0	0	2	21	10.5
N. Young	2-0	32	4-11	.364	3-5	.600	4-4	1.000	1	0	1	1	0-0	1	2	0	15	7.5
Wayns	1-0	7	3-7	.429	1-3	.333	0-0	---	0	0	0	0	1-0	0	0	0	7	7.0
Hawes	2-0	45	6-16	.375	0-1	.000	0-0	---	3	6	9	5	5-0	0	5	2	12	6.0
Richardson	2-2	53	5-11	.455	2-7	.286	0-0	---	0	6	6	1	1-0	0	1	0	12	6.0
Brown	1-0	6	1-2	.500	0-0	---	0-1	.000	0	0	0	0	2-0	0	1	0	2	2.0
Ivey	1-0	4	0-0	---	0-0	---	0-0	---	0	1	1	0	1-0	0	0	0	0	0.0
Moultrie	1-0	7	0-2	.000	0-0	---	0-0	---	0	0	0	0	0-0	0	0	0	0	0.0
Wilkins	1-0	0	0-0	---	0-0	---	0-0	---	0	0	0	0	0-0	1	0	0	0	0.0
76ERS	2	480	76-165	.461	14-33	.424	27-35	.771	16	61	77	44	36-0	11	25	7	193	96.5

SUNS 2012-13 SEASON SERIES STATISTICS VS. SIXERS

PLAYER	G-GS	MIN	FG-A	PCT	3FG-A	PCT	FT-A	PCT	OFF	DEF	TOT	AST	PF-DQ	STL	TO	BLK	PTS	AVG
Scola	2-1	55	10-23	.435	0-0	---	11-12	.917	1	10	11	11	7-0	2	2	1	31	15.5
Dragic	2-2	71	11-23	.478	3-9	.333	5-9	.556	4	3	7	10	8-0	3	3	3	30	15.0
Gortat	2-2	61	12-19	.632	0-0	---	5-6	.833	3	18	21	5	3-0	2	4	2	29	14.5
Beasley	2-1	39	9-17	.529	0-0	---	5-5	1.000	1	4	5	1	1-0	0	3	2	23	11.5
Mark. Morris	2-1	41	8-17	.471	1-3	.333	0-0	---	4	10	14	3	5-0	0	2	2	17	8.5
Brown	2-1	48	7-19	.368	1-4	.250	1-1	1.000	3	2	5	9	1-0	1	5	0	16	8.0
Dudley	2-1	60	6-14	.429	2-6	.333	1-2	.500	1	4	5	4	2-0	2	1	0	15	7.5
O'Neal	2-0	34	5-16	.313	0-0	---	3-3	1.000	0	5	5	1	4-0	1	3	2	13	6.5
Telfair	2-0	26	5-9	.556	0-1	.000	2-2	1.000	1	3	4	3	2-0	2	2	0	12	6.0
Tucker	2-1	45	5-11	.455	0-1	.000	0-0	---	3	6	9	1	6-0	1	2	0	10	5.0
SUNS	2	480	78-168	.464	7-24	.292	33-40	.825	21	65	86	48	39-0	14	25	12	196	98.0

PHOENIX SUNS



DATE	H/A	W/L	PHI	OPP	DATE	H/A	W/L	PHI	OPP	DATE	H/A	W/L	PHI	OPP	DATE	H/A	W/L	PHI	OPP
11/19/68	N	W	126	110	11/13/74	A	L	100	105	11/14/86	A	L	97	127	1/2/03	A	L	78	96
11/26/68	A	W	126	119	1/21/75	A	W	101	95	1/19/87	H	W	107	104	12/28/03	A	L	92	100
12/11/68	H	W	143	123	3/14/75	H	W	108	97	12/28/87	A	L	101	117	3/24/04	H	W	99	94
12/17/68	A	W	145	128	11/7/75	H	W	103	99	1/4/88	H	W	122	114	11/5/04	H	L	98	108
2/4/69	A	L	116	125	12/11/75	A	W	110	106	2/24/89	A	L	95	120	3/30/05	A	L	87	116
2/26/69	H	W	104	97	1/31/76	A	L	105	119	3/6/89	H	L	106	110	1/4/06	A	L	85	105
10/22/69	H	W	122	119	3/10/76	H	W	125	108	2/24/90	A	L	99	126	1/31/06	H	L	99	123
11/13/69	A	W	124	110	12/15/76	H	W	97	87	4/1/90	H	W	141	112	11/17/06	A	L	94	106
12/16/69	A	W	141	119	1/27/77	A	L	94	111	12/28/90	A	L	96	115	2/28/07	H	W	99	94
1/10/70	N	L	117	119	2/18/77	H	L	96	102	2/1/91	H	W	96	89	3/1/08	A	W	119	114
2/3/70	A	L	123	131	12/21/77	H	W	125	119	3/13/92	H	L	104	108	3/28/08	H	L	93	107
2/15/70	H	W	159	125	1/27/78	A	L	101	110	3/27/92	A	L	113	117	2/9/09	H	W	108	91
11/21/70	H	L	119	125	3/5/78	A	W	104	92	3/3/93	A	L	115	125	3/18/09	A	L	116	126
12/22/70	A	W	133	129*	11/17/78	H	W	95	94	3/28/93	H	L	100	110	11/9/09	H	L	115	119
1/9/71	H	W	123	112	1/6/79	H	L	139	143*	12/30/93	A	L	107	119	2/24/10	A	L	95	106
1/22/71	A	W	117	116	1/24/79	A	L	94	101	1/28/94	H	L	103	108	12/29/10	A	W	123	110
2/26/71	H	L	94	108	3/4/79	A	L	94	119	1/4/95	A	L	122	127	1/24/11	H	W	105	95
10/29/71	H	L	135	137**	12/8/79	H	W	117	96	1/27/95	H	L	107	108	12/28/11	A	W	103	83
11/23/71	A	L	107	128	12/7/80	A	L	118	125	12/27/95	A	L	90	105	11/25/12	H	W	104	101
12/21/71	A	L	119	124	1/25/81	H	W	98	93	3/15/96	H	L	102	128	1/2/13	A	L	89	95
1/8/72	H	W	130	119	2/22/81	A	L	110	116	11/9/96	H	W	112	95					
2/8/72	A	L	108	120	12/27/81	A	L	96	99	2/26/97	A	L	104	111					
11/12/72	A	L	108	119	2/21/82	H	W	109	102	2/2/98	H	L	97	106					
12/7/72	N	L	102	117	12/2/82	A	W	116	108	2/24/98	A	W	85	84					
2/10/73	A	L	121	126	1/26/83	H	W	113	102	11/4/99	A	L	80	84					
3/14/73	H	L	114	120	3/1/84	A	L	100	112	1/26/00	H	L	87	93					
11/7/73	H	W	122	115	3/17/84	H	W	131	112	2/18/01	H	W	104	98					
11/15/73	A	L	94	116	11/23/84	A	W	119	117*	3/23/01	A	L	71	84					
12/19/73	A	W	101	98	1/7/85	H	W	100	99	1/2/02	A	W	102	81					
3/15/74	N	W	108	101	12/28/85	A	W	100	98	4/3/02	H	W	89	83*					
10/30/74	H	L	99	104	1/22/86	H	W	118	111	12/13/02	H	L	91	99					

*overtime

**double-overtime





PORTLAND TRAIL BLAZERS



GENERAL INFORMATION



Terry Stotts

Franchise Timeline (Established) Portland Trail Blazers (1970-71)
 Address One Center Court; Suite 200; Portland, OR 97227
 Owner Paul Allen
 President & CEO Chris McGowan
 General Manager Neil Olshey
 Head Coach Terry Stotts
 Assistant Coaches Jay Triano, David Vanterpool, Nate Tibbetts, Kim Hughes, Dale Osbourne
 Head Athletic Trainer Geoff Clark
 Communications Jim Taylor, Collin Romer
 Home Court The Rose Garden (19,980)

BROADCAST INFORMATION

Radio Fox Sports Radio (620 AM); Brian Wheeler, Antonio Harvey
 Television KGW (Channel 8); Mike Barrett, Mike Rice
 Cable Television Comcast SportsNet; Mike Barrett, Mike Rice

2013-14 SCHEDULE

12/14/13 @ PHI
 1/4/14 @ POR

ALL-TIME SERIES RESULTS

Overall: 54-47
 Home: 31-15
 Away: 20-32
 Neutral: 3-0

PLAYOFFS

Overall: 2-4
 Home: 2-1
 Away: 0-3

ALL-TIME SERIES INFORMATION

SIXERS

Largest Margin of Victory: 28, 3/6/03
 Most Pts. Scored: 153, 2/19/86
 Fewest Pts. Scored: 71, 3/25/96

TRAIL BLAZERS

Largest Margin of Victory: 42, 11/05/76
 Most Pts. Scored: 146, 11/5/76
 Fewest Pts. Scored: 60, 3/6/03

SIXERS 2012-13 SEASON SERIES STATISTICS VS. TRAIL BLAZERS

PLAYER	G-GS	MIN	FG-A	PCT	3FG-A	PCT	FT-A	PCT	OFF	DEF	TOT	AST	PF-DQ	STL	TO	BLK	PTS	AVG
Jr. Holiday	2-2	82	24-44	.545	4-8	.500	4-4	1.000	7	10	17	15	2-0	1	8	2	56	28.0
T. Young	2-2	74	17-30	.567	0-1	.000	2-5	.400	4	3	7	7	6-0	5	5	2	36	18.0
Hawes	2-1	65	11-24	.458	0-3	.000	6-6	1.000	5	19	24	5	5-0	0	5	2	28	14.0
Wilkins	1-1	36	6-8	.750	0-1	.000	0-0	---	1	1	2	6	3-0	1	4	0	12	12.0
N. Young	1-0	24	4-9	.444	2-4	.500	0-0	---	0	1	1	0	0-0	1	0	1	10	10.0
Wright	2-0	55	6-21	.286	2-11	.182	4-4	1.000	0	13	13	6	3-0	0	1	3	18	9.0
Allen	2-1	35	5-11	.455	0-0	---	0-1	.000	4	7	11	1	3-0	1	0	1	10	5.0
Richardson	1-1	22	2-5	.400	1-3	.333	0-0	---	1	2	3	1	0-0	0	1	0	5	5.0
Moultrie	1-0	9	0-1	.000	0-0	---	3-4	.750	0	3	3	1	0-0	1	0	0	3	3.0
Turner	2-2	59	3-15	.200	0-2	.000	0-0	---	0	7	7	7	4-0	2	2	0	6	3.0
Jenkins	1-0	11	1-3	.333	0-0	---	0-0	---	0	0	0	1	1-0	0	0	0	2	2.0
Ivey	1-0	8	0-0	---	0-0	---	0-0	---	0	0	0	0	2-0	0	0	0	0	0.0
76ERS	2	480	79-171	.462	9-33	.273	19-24	.792	22	66	88	50	29-0	12	27	11	186	93.0

TRAIL BLAZERS 2012-13 SEASON SERIES STATISTICS VS. SIXERS

PLAYER	G-GS	MIN	FG-A	PCT	3FG-A	PCT	FT-A	PCT	OFF	DEF	TOT	AST	PF-DQ	STL	TO	BLK	PTS	AVG
Aldridge	2-2	77	20-41	.488	1-2	.500	7-7	1.000	5	14	19	7	2-0	0	6	3	48	24.0
Lillard	2-2	81	18-38	.474	9-18	.500	2-3	.667	2	5	7	7	6-0	0	5	1	47	23.5
Batum	2-2	83	9-26	.346	6-15	.400	7-8	.875	1	9	10	12	1-0	1	3	4	31	15.5
Hickson	2-2	50	9-16	.563	0-0	---	2-2	1.000	5	14	19	1	3-0	2	2	0	20	10.0
Claver	1-1	26	3-4	.750	1-2	.500	1-2	.500	0	3	3	1	1-0	1	2	0	8	8.0
Freeland	1-0	12	2-4	.500	0-0	---	2-2	1.000	1	3	4	0	2-0	1	1	0	6	6.0
Matthews	1-1	40	3-12	.250	0-5	.000	0-0	---	1	3	4	6	4-0	4	0	1	6	6.0
Leonard	2-0	31	4-6	.667	0-0	---	2-2	1.000	2	5	7	0	3-0	0	1	2	10	5.0
Babbitt	2-0	23	3-8	.375	2-6	.333	0-0	---	1	4	5	2	2-0	1	0	0	8	4.0
Maynor	1-0	17	1-4	.250	1-1	1.000	1-2	.500	0	2	2	4	1-0	0	1	1	4	4.0
Price	1-0	20	0-2	.000	0-0	---	1-2	.500	0	1	1	4	2-0	3	1	0	1	1.0
Barton	2-0	22	0-5	.000	0-2	.000	0-0	---	0	4	4	1	1-0	0	2	0	0	0.0
TRAIL BLAZERS	2	480	72-166	.434	20-51	.392	25-30	.833	18	67	85	45	28-0	13	24	12	189	94.5

PORTLAND TRAIL BLAZERS



DATE	H/A	W/L	PHI	OPP	DATE	H/A	W/L	PHI	OPP	DATE	H/A	W/L	PHI	OPP	DATE	H/A	W/L	PHI	OPP
12/20/70	A	W	134	132*	3/1/77	A	L	107	108	1/1/88	A	L	125	127	1/5/02	A	L	88	96
2/20/71	A	W	118	105	3/27/77	H	W	128	116	11/30/88	H	W	114	106	2/25/02	H	L	83	88
2/23/71	H	W	119	113	10/28/77	A	L	94	98	3/3/89	A	L	121	129	3/6/03	A	W	88	60
3/3/71	N	W	120	104	12/7/77	H	W	122	100	2/18/90	A	W	110	109	3/14/03	H	W	90	79
11/27/71	H	W	116	93	2/28/78	A	L	92	113	3/9/90	H	L	100	104	11/3/03	A	W	94	83
12/17/71	A	L	126	127	3/26/78	H	W	116	100	2/12/91	A	L	106	121	4/1/04	H	L	82	88
1/21/72	N	W	136	122	1/14/79	H	W	112	106	3/1/91	H	W	121	111	12/27/04	A	W	111	104
2/11/72	A	L	106	110	1/28/79	A	L	94	116	12/6/91	H	W	105	102*	1/10/05	H	L	100	109
11/25/72	H	L	106	117	2/27/79	A	L	115	118	1/5/92	A	L	102	115	11/29/05	H	W	107	83
1/5/73	A	L	102	135	1/16/80	H	W	121	110	12/26/92	A	L	115	121*	12/28/05	A	L	91	95
2/9/73	A	L	105	116	2/26/80	A	W	98	96	4/2/93	H	L	91	96	12/1/06	H	L	79	81
2/25/73	H	W	115	111	11/28/80	H	W	116	103	2/18/94	A	L	93	109	12/29/06	A	W	98	95
10/24/73	H	W	132	110	12/30/80	A	L	108	109	4/1/94	H	L	100	111	11/16/07	H	W	92	88
12/22/73	A	L	105	110	1/1/82	A	W	120	105	12/26/94	A	W	101	94	12/30/07	A	L	72	97
2/26/74	A	W	118	110	1/20/82	H	W	115	110	3/31/95	H	W	86	85	1/14/09	H	W	100	79
3/20/74	H	L	106	113	11/23/82	H	L	103	106	2/3/96	H	L	85	96	3/23/09	A	W	114	108*
11/8/74	H	W	105	89	2/4/83	A	L	109	115	3/25/96	A	L	71	94	12/30/09	A	W	104	93
1/24/75	A	L	97	119	1/1/84	A	W	115	103	2/22/97	H	W	97	80	12/10/10	H	L	90	98
2/25/75	A	L	77	99	2/24/84	H	L	114	119	3/2/97	A	L	95	112	11/30/10	H	W	88	79
3/12/75	H	W	91	88	11/30/84	H	W	126	116	12/30/97	A	L	86	96	3/19/11	A	L	101	110
11/21/75	H	W	131	111	1/1/85	A	W	111	106	1/23/98	H	W	98	87	12/26/11	A	L	103	107
12/16/75	A	W	105	98	1/1/86	A	W	121	119*	3/21/99	A	L	75	91	12/29/12	A	L	85	89
2/11/76	H	W	118	106	2/19/86	H	W	153	133	11/19/99	H	L	91	97	3/18/13	H	W	101	100
2/24/76	A	W	106	102	11/9/86	A	W	125	119	12/30/99	A	L	90	108					
11/5/76	A	L	104	146	11/28/86	H	W	116	112	12/8/00	A	W	107	94					
12/11/76	H	W	108	107	12/9/87	H	W	94	86	1/10/01	H	L	75	93					

* overtime

**double overtime





SACRAMENTO KINGS



GENERAL INFORMATION



Michael Malone

Franchise Timeline (Established) Rochester Royals (1948-49); Cincinnati Royals (1957-58)
 K.C./Omaha Royals (1972-73); Kansas City Kings (1975-76);
 Sacramento Kings (1985-86)
 Address One Sports Parkway; Sacramento, CA 95834
 Owner and Chairman Vivek Ranadive
 President, Basketball Operations Pete D'Alessandro
 Head Coach Michael Malone
 Assistant Coaches Brendan Malone, Corliss Williamson, Chris Jent, Micah Nori
 Assistant Coach/Assistant Director of Player Development Ryan Bowen
 Director of Sports Medicine Pete Youngman
 Media Relations Donna Schwartz, Chris Clark, Darryl Arata
 Home Court ARCO Arena (17,317)

BROADCAST INFORMATION

Radio KHTK (1140 AM): Gary Gerould
 Television Comcast SportsNet: Grant Napear, Jerry Reynolds

ALL-TIME SERIES INFORMATION

SIXERS

Largest Margin of Victory: 37, 11/16/60
 Most Pts. Scored: 147, 3/19/71
 Fewest Pts. Scored: 63, 12/10/49

KINGS

Largest Margin of Victory: 56, 1/2/93 Most
 Pts. Scored: 154, 1/2/93
 Fewest Pts. Scored: 63, 1/14/51

2013-14 SCHEDULE

1/2/14 @ SAC
 3/12/14 @ PHI

ALL-TIME SERIES RESULTS

Overall: 159-121
 Home: 86-38
 Away: 56-69
 Neutral: 17-14

PLAYOFFS

Overall: 11-11
 Home: 7-4
 Away: 4-7

SIXERS 2012-13 SEASON SERIES STATISTICS VS. KINGS

PLAYER	G-GS	MIN	FG-A	PCT	3FG-A	PCT	FT-A	PCT	OFF	DEF	TOT	AST	PF-DQ	STL	TO	BLK	PTS	AVG
Jr. Holiday	2-2	83	18-38	.474	2-6	.333	4-8	.500	5	11	16	14	4-0	6	12	3	42	21.0
N. Young	1-1	34	6-12	.500	1-5	.200	7-7	1.000	0	4	4	0	2-0	1	2	1	20	20.0
T. Young	2-2	75	17-31	.548	0-2	.000	3-4	.750	8	13	21	3	6-0	3	0	0	37	18.5
Wilkins	1-1	40	6-13	.462	1-3	.333	4-5	.800	2	4	6	3	2-0	1	0	1	17	17.0
Wright	2-0	46	7-16	.438	7-13	.538	4-4	1.000	0	8	8	7	5-0	0	2	1	25	12.5
Allen	2-0	49	11-17	.647	0-0	---	2-4	.500	4	11	15	4	2-0	0	0	1	24	12.0
Hawes	2-2	57	11-26	.423	0-2	.000	2-2	1.000	4	7	11	4	5-0	1	5	1	24	12.0
Turner	2-2	61	6-15	.400	0-2	.000	3-6	.500	1	7	8	14	4-0	3	5	0	15	7.5
Moultrie	1-0	7	1-1	1.000	0-0	---	0-0	---	0	2	2	0	0-0	0	1	0	2	2.0
Ivey	2-0	28	0-3	.000	0-2	.000	0-0	---	2	2	4	2	3-0	0	0	0	0	0.0
76ERS	2	480	83-172	.483	11-35	.314	29-40	.725	26	69	95	51	33-0	15	29	8	206	103.0

KINGS 2012-13 SEASON SERIES STATISTICS VS. SIXERS

PLAYER	G-GS	MIN	FG-A	PCT	3FG-A	PCT	FT-A	PCT	OFF	DEF	TOT	AST	PF-DQ	STL	TO	BLK	PTS	AVG
Thomas	2-2	62	17-33	.515	4-10	.400	11-11	1.000	0	7	7	5	5-0	1	5	0	49	24.5
Evans	2-2	76	19-33	.576	2-5	.400	8-10	.800	0	6	6	12	3-0	4	4	1	48	24.0
Thornnton	2-0	50	11-17	.647	1-5	.200	5-5	1.000	0	0	0	3	2-0	2	1	0	28	14.0
Cousins	2-2	63	9-22	.409	0-0	---	2-5	.400	7	14	21	6	9-0	3	6	4	20	10.0
Patterson	1-0	34	5-11	.455	2-3	.667	0-0	---	3	4	7	2	2-0	2	1	0	12	12.0
Thompson	2-2	58	7-19	.368	0-0	---	0-2	.000	4	8	12	0	3-0	1	3	1	14	7.0
Douglas	1-0	21	0-3	.000	0-1	.000	0-0	---	0	2	2	3	1-0	0	2	0	0	0.0
Salmons	2-2	64	3-16	.188	1-8	.125	0-0	---	1	7	8	5	1-0	1	0	0	7	3.5
Outlaw	1-0	5	1-1	1.000	0-0	---	0-0	---	0	0	0	0	0-0	0	0	0	2	2.0
Aldrich	1-0	5	0-0	---	0-0	---	2-2	1.000	0	1	1	0	0-0	0	1	0	0	0.0
Fredette	1-0	4	0-1	.000	0-1	.000	1-2	.500	0	0	0	0	0-0	0	0	0	1	1.0
Brooks	1-0	7	0-2	.000	0-0	---	0-0	---	0	1	1	0	0-0	0	1	0	0	0.0
Garcia	1-0	20	0-3	.000	0-1	.000	0-0	---	0	3	3	2	2-0	3	0	1	0	0.0
Hayes	1-0	5	0-1	.000	0-0	---	0-0	---	2	0	2	1	0-0	0	1	0	0	0.0
Robinson	1-0	7	0-2	.000	0-0	---	0-0	---	1	1	2	0	0-0	0	1	0	0	0.0
KINGS	2	480	72-164	.439	10-34	.294	29-37	.784	18	54	72	39	30-0	17	26	7	183	91.5



SAN ANTONIO SPURS



GENERAL INFORMATION



Gregg Popovich

Franchise Timeline (Established).....San Antonio Spurs (1976-77)
 Address.....One AT&T Center; San Antonio, TX 78219
 Chairman & CEO.....Peter M. Holt
 President of Basketball Operations/Head Coach.....Gregg Popovich
 President of Sports Franchises/General Manager.....R.C. Buford
 Assistant Coaches.....Jim Boylen, Ime Udoka, Sean Marks, Chip Engelland, Chad Forcier
 Head Athletic Trainer.....Will Sevensing
 Media Services.....Tom James, Kris Davis, Mitch Heckart
 Home Court.....AT&T Center (18,591)

BROADCAST INFORMATION

Radio.....WOAI (1200 AM): Bill Schoening
 Spanish Radio.....KCOR (1350 AM): Paul Castro
 Television.....KENS (Channel 5)/KMYS (Channel 35), FOX Sports Net (Channel 26):
Bill Land, Sean Elliott, Andrew Monaco

2013-14 SCHEDULE

11/11/13 @ PHI
 3/24/14 @ SA

ALL-TIME SERIES RESULTS

Overall: 34-49
 Home: 23-19
 Away: 11-30

PLAYOFFS

Overall: 3-4
 Home: 2-1
 Away: 1-3

ALL-TIME SERIES INFORMATION

SIXERS

Largest Margin of Victory: 33, 1/7/81
 Most Pts. Scored: 135, 2x last 3/24/89
 Fewest Pts. Scored: 72, 12/1/04

SPURS

Largest Margin of Victory: 32, 12/1/04
 Most Pts. Scored: 131, 4/6/77
 Fewest Pts. Scored: 71, 2/11/11

SIXERS 2012-13 SEASON SERIES STATISTICS VS. SPURS

PLAYER	G-GS	MIN	FG-A	PCT	3FG-A	PCT	FT-A	PCT	OFF	DEF	TOT	AST	PF-DQ	STL	TO	BLK	PTS	AVG
Hawes	2-0	63	17-25	.680	1-2	.500	3-4	.750	1	11	12	5	3-0	2	3	3	38	19.0
Turner	2-2	73	12-28	.429	1-6	.167	5-5	1.000	1	18	19	12	5-0	3	6	0	30	15.0
Jr. Holiday	2-2	70	12-35	.343	1-3	.333	1-1	1.000	2	8	10	16	1-0	4	11	1	26	13.0
T. Young	2-2	67	12-27	.444	0-1	.000	1-6	.167	1	10	11	3	5-0	0	3	5	25	12.5
Richardson	1-1	25	4-10	.400	2-4	.500	1-2	.500	0	2	2	2	3-0	1	1	1	11	11.0
N. Young	2-0	55	8-21	.381	1-6	.167	5-5	1.000	2	4	6	1	5-0	1	2	0	22	11.0
Wayns	1-0	8	2-3	.667	0-1	.000	2-2	1.000	0	0	0	0	0-0	0	1	0	6	6.0
Ivey	1-0	16	1-3	.333	1-2	.500	0-0	---	0	0	0	0	1-0	0	1	0	3	3.0
Allen	2-2	33	2-5	.400	0-0	---	0-0	---	3	8	11	1	4-0	2	0	3	4	2.0
Mack	1-0	3	1-1	1.000	0-0	---	0-0	---	0	0	0	0	0-0	0	1	0	2	2.0
Wright	2-1	48	1-8	.125	0-5	.000	1-2	.500	0	7	7	4	4-0	2	0	0	3	1.5
Wilkins	2-0	13	0-2	.000	0-1	.000	1-2	.500	1	1	2	0	0-0	1	0	0	1	0.5
Brown	1-0	8	0-0	---	0-0	---	0-2	.000	1	2	3	0	2-0	0	1	0	0	0.0
76ERS	2	480	72-168	.429	7-31	.226	20-31	.645	12	71	83	44	33-0	16	30	13	171	85.5

SPURS 2012-13 SEASON SERIES STATISTICS VS. SIXERS

PLAYER	G-GS	MIN	FG-A	PCT	3FG-A	PCT	FT-A	PCT	OFF	DEF	TOT	AST	PF-DQ	STL	TO	BLK	PTS	AVG
Duncan	2-2	60	17-27	.630	0-0	---	6-6	1.000	5	20	25	8	3-0	3	4	5	40	20.0
Parker	2-2	64	16-31	.516	0-4	.000	8-10	.800	1	3	4	13	1-0	2	5	0	40	20.0
Ginobili	1-0	26	6-10	.600	2-5	.400	5-5	1.000	1	6	7	4	2-0	1	5	0	19	19.0
Splitter	2-2	58	8-22	.364	0-0	---	6-9	.667	3	19	22	1	3-0	2	2	1	22	11.0
Green	2-2	55	6-17	.353	3-12	.250	4-4	1.000	0	8	8	3	3-0	2	4	1	19	9.5
Leonard	2-2	62	7-17	.412	2-6	.333	2-4	.500	4	12	16	1	6-0	3	1	1	18	9.0
Neal	2-0	49	6-14	.429	2-4	.500	3-3	1.000	0	3	3	2	4-0	3	3	0	17	8.5
Blair	1-0	7	3-4	.750	0-0	---	2-4	.500	1	1	2	0	0-0	1	0	0	8	8.0
Diaw	2-0	33	2-6	.333	1-2	.500	1-2	.500	0	3	3	3	1-0	0	3	0	6	3.0
De Colo	2-0	24	2-5	.400	1-3	.333	0-0	---	0	5	5	7	2-0	1	2	0	5	2.5
Mills	1-0	5	1-3	.333	0-2	.000	0-0	---	0	0	0	1	2-0	0	0	0	2	2.0
Bonner	2-0	24	1-4	.250	0-2	.000	0-0	---	2	0	2	2	0-0	0	0	0	2	1.0
Jackson	1-0	15	0-6	.000	0-3	.000	1-2	.500	0	0	0	1	2-0	1	0	0	1	1.0
SPURS	2	480	75-166	.452	11-43	.256	38-49	.776	17	80	97	46	29-0	19	29	8	199	99.5

SAN ANTONIO SPURS



DATE	H/A	WL	PHI	OPP	DATE	H/A	WL	PHI	OPP	DATE	H/A	WL	PHI	OPP
10/22/76	H	L	118	121	1/5/89	A	L	104	119	2/15/06	H	W	103	100*
12/28/76	A	L	116	127	3/24/89	H	W	135	122	12/16/06	A	L	98	103
3/25/77	H	W	113	110	11/17/89	H	W	108	101	1/21/07	H	L	85	99
4/6/77	A	L	109	131	1/3/90	A	L	94	103	1/14/08	A	L	82	89
11/29/77	A	W	129	117	1/7/91	H	L	102	111*	3/15/08	H	W	103	96
12/9/77	H	W	120	116	3/5/91	A	L	99	104	1/3/09	A	L	106	108
2/17/78	H	W	125	116	2/21/92	A	L	90	100	1/16/09	H	W	109	87
4/2/78	A	L	107	111	3/23/92	H	W	105	92	11/29/09	A	L	89	97
11/1/78	H	W	116	115	12/2/92	H	L	82	98	2/19/10	H	W	106	94
11/29/78	A	W	120	114*	2/18/93	A	L	98	103	11/13/10	A	L	93	116
12/30/78	H	L	94	100	12/4/93	H	L	82	90	2/11/11	H	W	77	71
3/20/79	A	W	124	120	1/4/94	A	L	84	107	2/8/12	H	L	90	100
11/16/79	H	L	105	106	3/10/95	H	L	94	100	3/25/12	A	L	76	93
11/20/79	A	W	118	114	3/16/95	A	L	86	112	1/5/13	A	L	86	109
12/5/79	H	W	132	120	1/21/96	H	L	88	118	1/21/13	H	L	85	90
12/27/79	A	W	118	114	3/2/96	A	L	101	115					
3/9/80	A	W	134	118	12/4/96	A	L	103	113					
3/19/80	H	L	99	105	2/5/97	H	W	113	97					
11/22/80	A	W	108	101	2/28/98	A	L	88	100					
1/7/81	H	W	135	102	3/27/98	H	L	85	110					
12/2/81	H	L	101	106	2/12/99	H	L	94	98					
1/26/82	A	L	95	103	11/2/99	A	L	76	89					
12/26/82	A	W	124	122	11/22/99	H	L	91	94					
4/6/83	H	L	109	112	11/25/00	A	L	76	96					
11/23/83	A	W	113	105	1/13/01	H	W	100	83					
12/21/83	H	W	122	121	12/7/01	A	L	76	86					
12/19/84	H	W	123	118	1/11/02	H	W	101	84					
3/4/85	A	L	103	109	11/14/02	H	W	99	94					
11/8/85	H	L	95	107	12/6/02	A	L	93	98					
1/6/86	A	W	108	102	11/14/03	H	W	100	96					
11/7/86	H	W	114	97	1/3/04	A	W	83	77					
2/26/87	A	L	94	96	11/18/04	H	L	80	88					
12/16/87	H	W	114	102	12/1/04	A	L	72	105					
2/24/88	A	L	121	123*	12/3/05	A	L	91	100					

*overtime

**double-overtime





TORONTO RAPTORS



GENERAL INFORMATION



Dwane Casey

Franchise Timeline (Established) Toronto Raptors (founded 1995-96)
 Address 50 Bay Street; Suite 500; Toronto, Ontario, M5J 2L2
 President, Chief Executive Officer & Alternate NBA Governor Larry M. Tanenbaum, O.C.
 President and General Manager Masai Ujiri
 Head Coach Dwane Casey
 Assistant Coaches Bill Bayno, Nick Nurse, Jesse Mermuys, Tom Sterner
 Jama Mahlalela, Alex McKechnie
 Assistant Coach/Player Development Jama Mahlalela
 Assistant Coach/Director of Sports Science Alex McKechnie
 Media Relations Jim LaBumbar, Roven Yau, Phil Summers
 Home Court Air Canada Centre (19,800)

BROADCAST INFORMATION

Radio.....SportsNet 590 The FAN (590 AM), TSN Radio (1010 AM); Paul Jones, Eric Smith, Jack Armstrong
 Television.....TSN, TSN2, Sportsnet and Sportsnet One, Sportsnet 360:
Matt Devlin, Leo Rautins, Jack Armstrong, Sherman Hamilton

ALL-TIME SERIES INFORMATION

SIXERS

Largest Margin of Victory: 35, 1/7/12
 Most Pts. Scored: 123, 4/3/10
 Fewest Pts. Scored: 70, 3/31/02

RAPTORS

Largest Margin of Victory: 22, 4/2/97
 Most Pts. Scored: 128, 2x last 4/3/10
 Fewest Pts. Scored: 62, 1/7/12

2013-14 SCHEDULE

11/20/13 @ PHI
 12/13/13 @ TOR
 1/24/14 @ PHI
 4/9/14 @ TOR

ALL-TIME SERIES RESULTS

Overall: 35-33
 Home: 19-16
 Away: 16-17

PLAYOFFS

Overall: 4-3
 Home: 3-1
 Away: 1-2

SIXERS 2012-13 SEASON SERIES STATISTICS VS. RAPTORS

PLAYER	G-GS	MIN	FG-A	PCT	3FG-A	PCT	FT-A	PCT	OFF	DEF	TOT	AST	PF-DQ	STL	TO	BLK	PTS	AVG
Jr. Holiday	4-4	160	35-73	.479	3-13	.231	11-17	.647	4	15	19	35	12-0	8	16	1	84	21.0
T. Young	4-4	155	32-55	.582	0-0	---	13-18	.722	9	27	36	9	6-0	6	7	3	77	19.3
Richardson	2-2	60	10-25	.400	5-15	.333	3-3	1.000	0	5	5	1	7-0	1	0	1	28	14.0
N. Young	4-0	104	19-39	.487	5-18	.278	7-8	.875	1	11	12	5	6-0	0	2	3	50	12.5
Turner	4-4	151	14-44	.318	2-6	.333	8-11	.727	2	24	26	20	14-1	3	10	2	38	9.5
Hawes	4-0	95	14-30	.467	0-2	.000	8-10	.800	8	20	28	10	8-0	0	6	6	36	9.0
Wright	4-2	78	8-19	.421	5-11	.455	4-5	.800	3	9	12	0	5-0	2	2	0	25	6.3
Allen	4-3	97	11-24	.458	0-0	---	2-3	.667	5	11	16	5	6-0	0	2	8	24	6.0
Ivey	4-0	42	4-5	.800	1-2	.500	2-2	1.000	1	3	4	5	5-0	3	1	1	11	2.8
Wilkins	3-0	40	3-9	.333	0-0	---	0-0	---	2	1	3	1	5-0	0	1	1	6	2.0
Brown	1-1	6	0-0	---	0-0	---	0-0	---	2	0	2	0	1-0	0	0	0	0	0.0
76ERS	4	985	150-323	.464	21-67	.313	58-77	.753	37	126	163	91	75-1	23	51	26	379	94.8

RAPTORS 2012-13 SEASON SERIES STATISTICS VS. SIXERS

PLAYER	G-GS	MIN	FG-A	PCT	3FG-A	PCT	FT-A	PCT	OFF	DEF	TOT	AST	PF-DQ	STL	TO	BLK	PTS	AVG
Gay (TOT)	1-1	40	10-17	.588	3-6	.500	3-4	.750	1	6	7	5	1-0	0	3	1	26	26.0
Bargnani	2-2	81	19-40	.475	5-11	.455	2-6	.333	2	10	12	4	3-0	4	3	0	45	22.5
DeRozan	4-4	161	26-60	.433	2-6	.333	16-19	.842	2	17	19	1	6-0	4	4	2	70	17.5
Calderon	4-4	126	22-40	.550	8-18	.444	2-2	1.000	2	9	11	38	7-0	1	8	1	54	13.5
Ross	2-0	38	9-19	.474	6-10	.600	0-0	---	1	7	8	2	5-0	2	1	0	24	12.0
Anderson	3-1	87	13-38	.342	4-14	.286	4-5	.800	1	8	9	5	4-0	2	6	1	34	11.3
Valanciunas	2-2	45	6-12	.500	0-0	---	7-8	.875	6	13	19	4	2-0	0	1	4	19	9.5
Davis	4-2	86	17-32	.531	0-0	---	3-5	.600	6	18	24	9	8-0	1	7	2	37	9.3
Lowry	3-0	82	9-27	.333	2-12	.167	6-11	.545	3	11	14	22	12-1	1	7	0	26	8.7
Johnson	4-2	126	13-26	.500	0-1	.000	8-10	.800	8	16	24	12	17-1	3	8	4	34	8.5
Fields	2-2	56	6-13	.462	0-0	---	0-0	---	3	10	13	1	0-0	3	4	1	12	6.0
Acy	1-0	15	2-3	.667	0-0	---	0-0	---	2	1	3	0	5-0	0	1	1	4	4.0
Kleiza	2-0	29	1-4	.250	0-3	.000	3-3	1.000	2	3	5	0	0-0	0	0	0	5	2.5
Lucas	2-0	19	1-7	.143	1-1	1.000	1-2	.500	1	1	2	2	2-0	1	1	0	4	2.0
McGuire	2-1	26	2-5	.400	0-0	---	0-0	---	0	4	4	3	4-0	0	1	1	4	2.0
Pietrus	1-0	8	0-3	.000	0-2	.000	0-0	---	0	4	4	0	1-0	1	0	0	0	0.0
RAPTORS	4	985	146-329	.444	28-78	.359	52-71	.732	39	132	171	103	76-2	23	54	17	372	93.0

TORONTO RAPTORS



DATE	H/A	W/L	PHI	OPP	DATE	H/A	W/L	PHI	OPP
12/1/95	A	L	102	105	3/13/05	A	L	110	128
3/12/96	H	W	118	110	3/25/05	H	W	103	101
3/27/96	H	W	103	94	11/15/05	H	W	104	92
4/21/96	A	W	109	105*	11/16/05	A	W	121	115
11/13/96	A	L	98	110	12/18/05	A	W	107	80
1/29/97	H	W	101	99	3/14/06	H	L	97	111
3/18/97	A	L	105	117	11/8/06	A	L	104	106
4/2/97	H	L	90	112	1/15/07	H	L	86	104
12/10/97	H	L	97	104	4/6/07	H	L	85	94
1/26/98	A	L	87	91	4/18/07	A	W	122	119
4/5/98	H	W	116	104	10/31/07	A	L	97	106
4/19/98	A	W	107	78	11/9/07	H	L	103	105
4/4/99	A	L	82	97	1/9/08	A	L	96	109
4/14/99	H	W	96	78	1/19/08	H	W	99	95
5/1/99	H	W	103	96	10/29/08	H	L	84	95
11/14/99	A	W	93	90	11/12/08	A	W	106	96
12/15/99	H	W	93	91	3/11/09	H	W	115	106
3/22/00	H	W	106	93	4/12/09	A	L	104	111
11/1/00	H	W	104	98	1/8/10	H	L	106	108
1/21/01	H	L	106	110*	2/10/10	A	L	93	104
1/30/01	A	L	89	96	3/7/10	A	W	114	101
4/3/01	A	L	85	100	4/3/10	H	L	123	128*
11/25/01	A	L	88	107	11/17/10	H	L	86	94
2/4/02	H	L	93	100	11/24/10	A	L	90	106
3/3/02	A	W	96	84	1/26/11	A	W	107	94
3/31/02	H	L	70	72	4/8/11	H	W	98	93
11/22/02	H	W	90	80	1/7/12	H	W	97	62
11/24/02	A	W	94	84	4/4/12	H	L	78	99
3/23/03	A	W	112	95	4/11/12	A	W	93	75
11/19/03	A	W	81	75	11/10/12	A	W	93	83
12/2/03	H	L	88	95	11/20/12	H	W	106	98
1/28/04	A	L	84	94	1/9/13	A	L	72	90
2/3/04	H	L	80	93	1/18/13	H	W	108	101*
3/25/05	H	W	106	96					
2/11/05	A	W	106	91					

* overtime

**double-overtime





UTAH JAZZ



GENERAL INFORMATION



Tyrone Corbin

Franchise Timeline (Established)New Orleans Jazz (1974-75); Utah Jazz (1979-80)
 Address301 W. South Temple; Salt Lake City, UT 84101
 Owner Gail Miller
 Chief Executive Officer/NBA Governor Greg Miller
 Executive Vice President of Basketball OperationsKevin O'Connor
 General Manager Dennis Lindsey
 Head Coach Tyrone Corbin
 Assistant CoachesSidney Lowe, Michael Sanders, Brad Jones
 Assistant Coach/Player Development Mark McKown
 Head Athletic Trainer Gary Briggs
 CommunicationsJonathan Rinehart, Derek Garduño, Hannah Lee
 Home CourtEnergySolutions Arena (19,911)

BROADCAST INFORMATION

Radio.....KZNS (1280 AM/97.5 FM); David Locke, Ron Boone
 Television.....ROOT Sports; Craig Bolerjack, Matt Harpring

**2013-14
SCHEDULE**
 2/12/14 @ UTA
 3/8/14 @ PHI

**ALL-TIME
SERIES RESULTS**
 Overall: 41-46
 Home: 27-17
 Away: 14-29

ALL-TIME SERIES INFORMATION

SIXERS

Largest Margin of Victory: 25, 2/5/90
 Most Pts. Scored: 132, 2/19/82
 Fewest Pts. Scored: 69, 12/28/02

JAZZ

Largest Margin of Victory: 29, 12/28/02
 Most Pts. Scored: 126, 3/19/75
 Fewest Pts. Scored: 76, 1/16/77

SIXERS 2012-13 SEASON SERIES STATISTICS VS. JAZZ

PLAYER	G-GS	MIN	FG-A	PCT	3FG-A	PCT	FT-A	PCT	OFF	DEF	TOT	AST	PF-DQ	STL	TO	BLK	PTS	AVG
Richardson	1-1	36	7-12	.583	5-7	.714	1-2	.500	0	8	8	2	2-0	2	0	0	20	20.0
Jr. Holiday	2-2	66	12-29	.414	3-6	.500	6-8	.750	0	7	7	8	2-0	0	8	1	33	16.5
Moultrie	1-0	23	6-11	.545	0-0	---	2-2	1.000	4	4	8	0	1-0	1	0	0	14	14.0
Wilkins	1-1	23	5-9	.556	0-2	.000	3-4	.750	0	0	0	1	2-0	1	2	0	13	13.0
N. Young	1-0	20	3-5	.600	2-3	.667	4-4	1.000	0	0	0	1	1-0	1	0	0	12	12.0
T. Young	2-2	48	10-21	.476	0-0	---	0-0	---	5	7	12	1	4-0	2	1	1	20	10.0
Wright	2-0	37	5-14	.357	2-9	.222	7-7	1.000	0	2	2	4	2-0	3	1	0	19	9.5
Hawes	2-1	41	6-12	.500	0-0	---	6-7	.857	3	8	11	1	8-0	0	3	5	18	9.0
Turner	2-2	66	7-17	.412	2-5	.400	1-2	.500	3	7	10	4	5-0	1	5	0	17	8.5
Allen	2-0	56	8-25	.320	0-0	---	0-0	---	8	8	16	4	3-0	0	2	4	16	8.0
Brown	1-1	24	1-5	.200	0-0	---	0-0	---	2	4	6	2	3-0	0	0	1	2	2.0
Jenkins	1-0	19	2-5	.400	0-0	---	0-0	---	0	0	0	1	2-0	0	0	0	4	4.0
Pargo	1-0	11	0-4	.000	0-0	---	2-2	1.000	0	1	1	0	0-0	0	0	0	2	2.0
Ivey	2-0	11	0-1	.000	0-0	---	0-0	---	0	0	0	0	2-0	0	1	0	0	0.0
76ERS	2	480	72-170	.424	14-32	.438	32-38	.842	25	56	81	29	37-0	11	24	12	190	95.0

JAZZ 2012-13 SEASON SERIES STATISTICS VS. SIXERS

PLAYER	G-GS	MIN	FG-A	PCT	3FG-A	PCT	FT-A	PCT	OFF	DEF	TOT	AST	PF-DQ	STL	TO	BLK	PTS	AVG
Millsap	2-2	50	14-23	.609	2-4	.500	3-4	.750	1	10	11	6	3-0	3	6	2	33	16.5
Jefferson	2-2	51	10-23	.435	0-0	---	7-9	.778	2	16	18	4	6-0	0	0	2	27	13.5
Burks	1-0	22	4-9	.444	0-2	.000	4-4	1.000	2	2	4	0	3-0	1	1	0	12	12.0
Hayward	2-2	54	9-15	.600	4-7	.571	1-2	.500	0	0	0	6	6-0	2	0	0	23	11.5
Foye	2-1	57	8-17	.471	4-9	.444	2-2	1.000	1	6	7	2	5-0	0	2	2	22	11.0
Favors	2-0	48	7-19	.368	0-0	---	7-10	.700	6	11	17	3	3-0	2	5	4	21	10.5
Mo Williams	2-2	59	9-22	.409	3-8	.375	0-0	---	2	3	5	10	5-0	3	2	2	21	10.5
Carroll	2-0	26	7-8	.875	1-1	1.000	4-4	1.000	3	2	5	0	3-0	2	1	0	19	9.5
Kanter	2-0	38	6-14	.429	0-0	---	4-4	1.000	4	5	9	2	1-0	1	2	0	16	8.0
Evans	1-0	4	1-1	1.000	0-0	---	0-0	---	0	2	2	0	0-0	0	1	1	2	2.0
Ma. Williams	2-1	39	2-7	.286	0-2	.000	0-0	---	0	4	4	2	1-0	1	1	3	4	2.0
Tinsley	2-0	17	0-2	.000	0-2	.000	0-0	---	0	0	0	7	2-0	0	2	0	0	0.0
Watson	1-0	13	0-5	.000	0-1	.000	0-0	---	3	1	4	3	0-0	0	3	0	0	0.0
JAZZ	2	480	77-165	.467	14-36	.389	32-39	.821	24	62	86	45	38-0	15	27	16	200	100.0

UTAH JAZZ



DATE	H/A	W/L	PHI	OPP	DATE	H/A	W/L	PHI	OPP	DATE	H/A	W/L	PHI	OPP
10/18/74	H	W	112	99	2/24/85	H	W	117	108	2/14/02	H	L	91	98
10/24/74	A	W	102	89	12/20/85	H	W	112	105	12/28/02	A	L	69	98
2/18/75	A	L	85	103	1/29/86	A	L	86	107	2/28/03	H	W	104	83
3/19/75	H	L	115	126	12/22/86	H	L	111	114	12/14/03	H	L	86	94
11/30/75	A	W	113	96	1/2/87	A	W	104	99	12/29/03	A	L	97	106
12/3/75	H	W	102	94	11/30/87	A	W	106	100	12/20/04	H	L	101	103
1/14/76	H	W	100	95	1/6/88	H	W	116	93	1/5/05	A	W	106	99
3/28/76	A	L	107	110	12/17/88	H	W	119	107	12/31/05	A	L	102	108
4/7/76	H	W	102	99	12/30/88	A	L	95	102	1/11/06	H	L	102	110
10/28/76	A	W	111	101	2/5/90	H	W	114	89	1/3/07	A	L	87	98
11/19/76	H	W	100	95	2/19/90	A	L	102	115	3/16/07	H	W	89	88
1/16/77	H	W	97	76	1/4/91	A	L	99	102	11/28/07	H	L	95	106
4/5/77	A	W	119	109	3/3/91	H	L	92	95	12/08	A	L	107	110
10/22/77	H	L	103	104*	12/18/91	H	L	105	107	11/11/08	H	L	80	93
11/30/77	A	W	117	114	3/25/92	A	L	94	100	12/29/08	A	L	95	112
2/8/78	H	W	117	104	12/18/92	H	L	98	112	11/13/09	H	L	90	112
4/4/78	A	L	119	120	12/30/92	A	L	110	119	12/26/09	A	L	76	97
10/21/78	H	W	130	111	11/19/93	H	W	124	115	1/22/11	H	W	96	85
11/28/78	A	L	103	107	2/21/94	A	L	92	119	3/14/11	A	L	107	112*
1/10/79	H	W	123	112	12/20/94	H	L	88	91	12/30/11	A	L	99	102
1/12/79	A	L	89	100	1/7/95	A	L	90	111	3/9/12	H	W	104	91
1/28/80	A	L	101	107	12/20/95	H	W	108	104	11/16/12	H	W	99	93
2/13/80	H	W	107	85	3/20/96	A	L	84	107	3/25/13	A	L	91	107
11/29/80	H	W	113	93	12/28/96	A	L	84	110					
2/27/81	A	W	87	83	1/13/97	H	L	96	97*					
1/2/82	A	W	109	107	1/6/98	A	L	95	98*					
2/19/82	H	W	132	117	3/20/98	H	L	79	91					
11/27/82	H	W	126	113	3/17/00	H	W	99	97					
1/29/83	A	W	126	109	3/29/00	A	L	84	98					
2/29/84	A	W	103	97	12/20/00	H	L	89	91					
3/11/84	H	W	120	97	12/26/00	A	W	97	91					
12/28/84	A	W	114	111	12/29/01	A	L	81	89					

*overtime

**double-overtime





WASHINGTON WIZARDS



Randy Wittman

GENERAL INFORMATION

Franchise Timeline (Established) Chicago Packers (1961-62); Chicago Zephyrs (1962-63)
 Capital Bullets (1963-64); Washington Bullets (1974-75)
 Washington Wizards (1997-98)
 Address 601 F Street NW; Washington, D.C. 20004
 Majority Owner Ted Leonsis
 President Ernie Grunfeld
 Head Coach Randy Wittman
 Assistant Coaches Don Newman, Don Zierden, Sam Cassell, Ryan Saunders, Pat Sullivan
 Head Athletic Trainer Eric Waters
 Public Relations Scott Hall, Patrick Rees, Daren Jenkins
 Home Court Verizon Center (20,278)

BROADCAST INFORMATION

Radio 106.7 The Fan: Dave Johnson, Glenn Consor
 Television Comcast SportsNet: Steve Buckhantz, Phil Chenier, Chris Miller

ALL-TIME SERIES INFORMATION

SIXERS

Largest Margin of Victory 39, 11/12/76
 Most Points Scored 149, 2x last 2/24/67
 Fewest Points Scored 75, 2/9/74

WIZARDS

Largest Margin of Victory 33, 2/9/74
 Most Points Scored 143, 3/14/65
 Fewest Points Scored 73, 11/16/99

2013-14 SCHEDULE

11/1/13 @ WAS
 11/6/13 @ PHI
 1/20/14 @ WAS
 3/1/14 @ PHI

ALL-TIME SERIES RESULTS

Overall: 173-108
 Home: 91-33
 Away: 68-71
 Neutral: 14-4

PLAYOFFS

Overall: 13-11
 Home: 8-4
 Away: 5-7

SIXERS 2012-13 SEASON SERIES STATISTICS VS. WIZARDS

PLAYER	G-GS	MIN	FG-A	PCT	3FG-A	PCT	FT-A	PCT	OFF	DEF	TOT	AST	PF-DQ	STL	TO	BLK	PTS	AVG
Jr. Holiday	3-3	114	22-58	.379	3-13	.231	10-11	.909	2	4	6	19	5-0	7	10	0	57	19.0
T. Young	3-3	102	19-36	.528	1-1	1.000	7-10	.700	7	20	27	5	7-0	8	3	1	46	15.3
Hawes	3-3	113	17-40	.425	3-7	.429	4-6	.667	7	23	30	11	7-0	1	4	7	41	13.7
Wright	3-0	67	13-28	.464	6-15	.400	3-3	1.000	3	13	16	10	2-0	4	1	1	35	11.7
Wilkins	2-1	52	9-19	.474	2-4	.500	1-1	1.000	1	6	7	3	5-0	1	6	1	21	10.5
N. Young	2-1	44	7-20	.350	3-8	.375	1-2	.500	1	3	4	4	5-0	3	1	0	18	9.0
Ju. Holiday	1-0	20	3-5	.600	1-2	.500	0-0	---	0	3	3	3	0-0	0	1	0	7	7.0
Turner	3-3	95	7-35	.200	0-1	.000	3-4	.750	1	17	18	14	6-0	1	2	2	17	5.7
Allen	3-0	47	8-15	.533	0-0	---	0-0	---	3	7	10	1	5-0	0	0	0	16	5.3
Moultrie	3-0	24	6-8	.750	0-0	---	1-2	.500	5	1	6	1	2-0	2	1	0	13	4.3
Ivey	2-1	40	2-6	.333	0-2	.000	0-0	---	1	3	4	5	5-0	1	0	0	4	2.0
Pargo	1-0	3	0-3	.000	0-1	.000	1-2	.500	0	1	1	0	0-0	0	0	0	1	1.0
76ERS	3	720	113-273	.414	19-54	.352	31-41	.756	31	101	132	76	49-0	28	33	12	276	92.0

WIZARDS 2012-13 SEASON SERIES STATISTICS VS. SIXERS

PLAYER	G-GS	MIN	FG-A	PCT	3FG-A	PCT	FT-A	PCT	OFF	DEF	TOT	AST	PF-DQ	STL	TO	BLK	PTS	AVG
Wall	3-3	98	19-44	.432	0-4	.000	11-17	.647	1	11	12	19	4-0	2	10	4	49	16.3
Webster	2-2	61	8-23	.348	6-14	.429	9-9	1.000	1	3	4	2	5-0	1	4	1	31	15.5
Beal	1-1	37	6-12	.500	2-3	.667	0-0	---	1	3	4	3	4-0	0	2	2	14	14.0
Hilario	3-3	91	15-29	.517	0-0	---	10-12	.833	7	20	27	8	6-0	3	10	2	40	13.3
Okafor	3-3	90	14-32	.438	0-0	---	6-10	.600	8	29	37	6	9-0	1	8	3	34	11.3
Ariza	2-0	56	6-15	.400	4-7	.571	5-6	.833	4	9	13	3	4-0	0	4	1	21	10.5
Booker	1-0	25	5-6	.833	0-0	---	0-0	---	2	3	5	1	2-0	1	0	0	10	10.0
Martin	1-1	37	2-8	.250	0-3	.000	2-2	1.000	1	3	4	2	0-0	1	1	1	6	6.0
Seraphin	3-0	55	9-24	.375	0-0	---	0-0	---	4	6	10	3	5-0	1	5	3	18	6.0
C. Singleton	1-0	19	3-6	.500	0-0	---	0-2	.000	0	6	6	1	2-0	0	2	1	6	6.0
Price	3-0	55	5-23	.217	0-13	.000	0-0	---	0	6	6	10	2-0	1	1	0	10	3.3
Temple	3-2	52	4-8	.500	1-3	.333	1-1	1.000	2	5	7	5	2-0	3	1	2	10	3.3
Crawford	1-0	17	1-5	.200	1-3	.333	0-0	---	0	1	1	1	1-0	0	1	0	3	3.0
Vesely	3-0	27	3-7	.429	0-0	---	2-4	.500	3	4	7	2	2-0	0	2	0	8	2.7
WIZARDS	3	720	100-242	.413	14-50	.280	46-63	.730	34	109	143	66	48-0	14	52	20	260	86.7



FRANCHISE RECORDS VS. EACH OPPONENT

<i>Active Franchises</i>	★ HOME ★	★ ROAD ★	★ NEUT ★	★ OVR ★
OPPONENT	W-L	W-L	W-L	W-L
vs. Atlanta Hawks	107-54	62-104	18-15	187-173
vs. Boston Celtics	119-79	50-142	12-22	181-243
vs. Brooklyn Nets	56-30	45-41	0-0	101-71
vs. Charlotte Bobcats	13-3	5-11	0-0	18-14
vs. Chicago Bulls	64-33	47-56	4-2	115-91
vs. Cleveland Cavaliers	58-35	42-51	0-2	100-88
vs. Dallas Mavericks	16-15	17-15	0-0	33-30
vs. Denver Nuggets	27-12	16-21	0-0	43-33
vs. Detroit Pistons	113-43	71-86	22-16	206-145
vs. Golden State Warriors	92-44	52-76	21-20	165-140
vs. Houston Rockets	39-22	25-39	3-3	67-64
vs. Indiana Pacers	50-29	44-35	0-0	94-64
vs. Los Angeles Clippers	42-16	24-33	1-2	67-51
vs. Los Angeles Lakers	76-44	39-79	15-16	130-139
vs. Memphis Grizzlies	10-6	11-7	0-0	21-13
vs. Miami Heat	31-18	19-31	0-0	50-49
vs. Milwaukee Bucks	51-42	42-50	2-2	95-94
vs. Minnesota Timberwolves	12-9	8-14	0-0	20-25
vs. New Orleans Hornets	19-19	13-27	0-0	32-46
vs. New York Knickerbockers	136-62	88-115	16-12	240-189
vs. Oklahoma City Thunder	32-25	29-33	3-1	64-59
vs. Orlando Magic	19-29	10-35	0-0	29-64
vs. Phoenix Suns	32-20	18-39	2-2	52-61
vs. Portland Trail Blazers	31-15	20-32	3-0	54-47
vs. Sacramento Kings	86-38	56-69	17-14	159-121
vs. San Antonio Spurs	23-19	11-30	0-0	34-49
vs. Toronto Raptors	19-16	16-17	0-0	35-33
vs. Utah Jazz	27-17	14-29	0-0	41-46
vs. Washington Wizards	91-33	68-71	14-4	173-108

<i>Defunct Franchises</i>	★ HOME ★	★ ROAD ★	★ NEUT ★	★ OVR ★
OPPONENT	W-L	W-L	W-L	W-L
Anderson Duffey Packers (1946-49)	3-1	1-2	0-0	4-3
Baltimore Bullets (1947-54)	17-1	9-9	2-1	28-11
Chicago Stags (1946-49)	2-0	0-0	0-0	2-0
Denver Nuggets (1948-49)	3-0	1-1	2-0	6-1
Indianapolis Olympians (1949-52)	11-2	4-8	2-0	17-10
St. Louis Bombers (1946-49)	1-0	0-1	0-0	1-1
Sheboygan Redskins (1938-49)	3-0	3-1	0-0	6-1
Washington Capitols (1946-50)	2-0	1-1	0-0	3-1
Waterloo Hawks (1948-49)	4-0	2-1	0-0	6-1



HISTORY





HISTORICAL LOOK AT THE SIXERS

1940



Nov. 14, 1946: Danny Biasone (pictured to the left), the owner and founder of the Syracuse Nationals, sent a check for \$5,000 to the offices of the National Basketball League (NBL), thus creating the Syracuse Nationals franchise. Benny Borgmann was hired to coach the team. In the first professional game in Syracuse, N.Y., the Nationals defeated the Bears of Youngstown, Ohio, 67-64.

Nov. 3, 1949: The Nationals defeated Denver on Nov. 3, 1949, in the first NBA game in Syracuse, N.Y. The Nationals joined the NBA in 1949 when six teams from the Midwest-based National Basketball League joined the Basketball Association of America to form the 17-team

National Basketball Association. The Nats posted a 51-13 record in their first season in the NBA under the direction of head coach Al Cervi.

Nov. 24, 1949: The Nationals defeated the Anderson Packers, 125-123, in five overtimes at Syracuse, N.Y. The game stands as the longest game in franchise history and the second longest game in NBA history.

1950

April 23, 1950: The Nationals lost to a George Mikan-led Minneapolis Lakers in Game 6 of the NBA Finals.



April 12, 1954: The Nationals, again returning to the finals, lost Game 7, and the series to the Minneapolis Lakers.

1954-55: Marked the first season the 24-second shot clock was implemented in the NBA. Nationals owner Danny Biasone and general manager Leo Ferris conceived the shot clock concept.

April 10, 1955: The Nationals defeated the Fort Wayne Pistons, 92-91, in Game 7 of the NBA Finals, capturing the franchise's first NBA Championship. The Nationals overcame a 17-point deficit.

Feb. 1, 1959: Dolph Schayes recorded the first 50-point game in franchise history when he scored a career-high 50 points (18-34 FG, 14-17 FT) in a 139-137 overtime loss to the Boston Celtics.

1960

Dec. 25, 1960: Demolishing the New York Knicks 162-100, the Sixers achieve their largest margin of victory in franchise history.

March 18, 1961: The Nationals, in a series against their future home and future star, defeat the Philadelphia Warriors and Wilt Chamberlain 106-103, completing a three game sweep in the 1960-61 Division Semifinals. The Nats would go on to lose in the Division Finals to Boston, four games to one.

Spring 1963: Ike Richman and Irv Kosloff purchased the Syracuse Nationals from Danny Biasone. The franchise re-located from Syracuse, N.Y. to Philadelphia (May 22, 1963) The Nationals marked the return of professional basketball to Philadelphia after the Philadelphia Warriors franchise re-located to California at the conclusion of the 1961-62 season.

Aug. 6, 1963: The Nationals officially change their name to the Philadelphia 76ers. The name was chosen by Walter Stahlberg, of West Collingswood, N.J., who won a contest to name the club.



March 29, 1964: The Sixers finish their first season with a loss in the playoffs to Cincinnati. The season included many other firsts. Dolph Schayes was named to Sixers first coach and guard Hal Greer became the first Sixers All-Star.

Jan. 15, 1965: Halfway through the 1964-65 season the 76ers traded Paul Neumann, Connie Dierking, Lee Shaffer, and cash to the Warriors for Wilt Chamberlain. The trade was the start of something very good for Philadelphia's second NBA team. The 76ers finished the 1964-65 season at 40-40, good enough for third place in the division behind Cincinnati and Boston.



March 1966: Becoming the first Sixer to lead the NBA in scoring and rebounding, Wilt Chamberlain leads the Sixers to their first Eastern Division title.

Nov. 5, 1966: With a loss to Boston (105-87) the Sixers ended their longest win streak (spanning two seasons) in franchise history at 18 games.

April 24, 1967: After finishing the regular season with an astounding 68-13 record (a franchise record) and crushing Boston's hopes for a ninth straight title, the 76ers defeated San Francisco 125-122 in Game 6 of the NBA Finals, winning the franchise's second NBA Championship. During the NBA's 35th Anniversary in 1980, this team was voted the best in NBA history.


HISTORY



HISTORICAL LOOK AT THE SIXERS

1980

Oct. 18, 1967: Moving from the Philadelphia Civic Center, the Sixers play their first game in the Spectrum in front of 9,106 fans. The Sixers would finish the 1967-68 season with their third straight Eastern Division title.



Archie Clark, and Darrall Imhoff.

Dec. 16, 1967: Wilt Chamberlain scores a franchise record, 68 points in a 143-123 win at Chicago.

Feb. 2, 1968: In a game against the Detroit Pistons, Wilt Chamberlain posts 22 pts., 25 rebs, and 21 asts, completing the only double triple-double in NBA history.


July 9, 1968: Wilt Chamberlain was traded to Los Angeles for Jerry Chambers,

May 16, 1980: In the first season of the three-point line in the NBA, the Sixers captured the 1980 Eastern Conference Championship, but lost to the L.A. Lakers in the NBA Finals (4-2).

July 1981: Harold Katz buys the 76ers from Fitz Dixon.

June 8, 1982: After defeating the Celtics in Game 7 of the Eastern Conference Finals, the Sixers go on to play the Lakers in the NBA Finals, losing the series in six games.

May 31, 1983: Led by Julius Erving, Moses Malone, and Maurice Cheeks, the 76ers defeat the L.A. Lakers 115-108, capturing the NBA Championship. The Sixers culminated a 65-17 regular season and a 12-1 run through the playoffs, with a sweep of the Lakers in the NBA Finals.




June 1984: Drafted Charles Barkley as the fifth overall pick. Barkley played eight seasons in Philadelphia, scoring 14,184 points in 610 games before being traded to Phoenix (June 17, 1992) for Jeff Hornacek, Andrew Lang and Tim Perry.

March 25, 1986: Sixers retire the microphone of David Zinkoff, the Sixers public address announcer for 22 seasons (1963-85).

Nov. 7, 1986: Sixers retire Bobby Jones jersey No. 24. A member of the 1983 NBA Championship 76ers, Jones played eight of his 10 seasons in the NBA with the Sixers and was named to the NBA All-Defensive First Team in eight consecutive seasons (1977-84).

April 18, 1988: Sixers retire Julius Erving's jersey No. 6. Erving played with the Sixers from 1976-87.



1970

May 1976: Fitz Dixon purchased the 76ers from Irv Kosloff.

Oct. 21, 1976: Julius Erving was purchased from New York Nets. Erving went on to score 18,364 points and block a franchise record 1,293 shots in 11 seasons with the Sixers.

Nov. 19, 1976: Sixers retire Hal Greer's jersey No. 15. Greer played 15 seasons with the franchise, Greer scored a franchise

record 21,586 points.

Dec. 17, 1976: Sixers retire Billy Cunningham's jersey No. 32. As a player, Cunningham played nine seasons with the Sixers and was named 1966 NBA Rookie of the Year and was a four-time All-NBA selection.

June 5, 1977: The Sixers fall to Portland, 109-107, in Game 6 of the 1977 NBA Finals. It marked the fifth NBA Finals appearance in franchise history.

Oct. 19, 1977: Coach Billy Cunningham coaches and wins his first game with the Sixers against Detroit (113-96). Cunningham went on to become the winningest coach in Sixers history (454-196, .698).





HISTORICAL LOOK AT THE SIXERS


1990

March 18, 1991: Sixers retire Wilt Chamberlain's jersey No. 13. Chamberlain played with the Sixers from 1964-1968.

Dec. 13, 1994: The Sixers post the 2,000th franchise victory over the Miami Heat at the Spectrum.

Feb. 6, 1995: Sixers retire Maurice Cheeks' jersey No. 10. Cheeks played 15 seasons in the NBA, 11 with Philadelphia, and owns the franchise record for career assists (6,212).

April 24, 1996: Comcast-Spectacor purchased the 76ers from Harold Katz.



June 1996: With the first overall pick in the 1996 NBA Draft, the Sixers selected Allen Iverson. In his first season, Iverson set franchise records for rookies in points (1,787), assists (567), field goals (625) and 3-point field goals (155).

Nov. 1, 1996: The Sixers play their first game at the Wells Fargo Center, and fall to the Milwaukee Bucks, 111-103.



Oct. 31, 1997: The Sixers unveil their first major logo change since becoming the 76ers in 1963. The logo modernized the old red and blue logo by adding silver, gold, and black.

April 17, 1998: 21,305 fans set the franchise record for home game attendance at the Wachovia Center as the Sixers play the Chicago Bulls. The Bulls, led by a retiring Michael Jordan won the game 87-80.

2000

March 30, 2001: Sixers retire Charles Barkley's jersey No. 34. Barkley played with the Sixers from 1984-1992.



June 6, 2001: Once again, the Sixers and Lakers meet in the Finals, with L.A. as a heavy favorite. Philly shocked everyone by taking Game 1 in L.A. before losing the series in five. The Sixers became the first team to win four major awards in the same season (MVP: Allen Iverson, Sixth Man of the Year: Aaron McKie, Defensive Player of the Year: Dikembe Mutombo, Coach of the Year: Larry Brown).

May 18, 2005: Allen Iverson is named to All-NBA First Team for the third time in his career, and it is the sixth time he has received All-NBA honors. Iverson won the league's scoring title for the fourth time, joining Wilt Chamberlain (7), Michael Jordan (10) and George Gervin (4) as the only players to accomplish that feat four or more times.

Dec. 19, 2006: Allen Iverson is traded to the Denver Nuggets along with Ivan McFarlin in exchange for Andre Miller, Joe Smith and two first round draft choices.

June 23, 2009: Sixers announce brand relaunch with official logo change.

2010

Sep. 18, 2011: NBA Board of Governors unanimously approves sale of the Philadelphia 76ers to an investment group led by Joshua Harris and David Blitzer.

May 14, 2013: Sixers name Sam Hinko President of Basketball Operations and General Manager

August 14, 2013: Brett Brown is announced as head coach of the Sixers



HISTORY



OWNERSHIP & GENERAL MANAGERS

OWNERSHIP TIMELINE

- Sept. 18, 2011** Investment group led by Joshua Harris and David Blitzer purchase the 76ers from Comcast-Spectacor.
- April 24, 1996** Comcast-Spectacor purchased the 76ers from Harold Katz.
- July 1981** Harold Katz buys the 76ers from Fitz Dixon.
- May 1976** Fitz Dixon purchased the 76ers from Irv Kosloff.
- May 1963** Ike Richman and Irv Kosloff purchase the Syracuse Nationals from Danny Biasone. They move the team from Syracuse to Philadelphia and changed the name.
- 1946** Danny Biasone, who later invented the NBA's 24-second shot clock, founded the Syracuse Nationals as part of the NBL (National Basketball League). After three seasons in the NBL, the Nationals joined the NBA in 1949.



Danny Biasone




Ike Richman



Fitz Dixon



Harold Katz



Ed Snider

*Chairman,
Comcast-Spectacor*



Joshua Harris

Managing Owner

HISTORY OF 76ERS GENERAL MANAGERS

The 76ers didn't have a general manager after the team debuted in Philadelphia in May 1963. Attorney Ike Richman performed some of the duties of the job between 1963 and 1966, but it wasn't until Jack Ramsay was named to the position in 1966-67 that the team had a GM.

GENERAL MANAGER	TENURE	GENERAL MANAGER	TENURE
Leo Ferris	1949-63	Brad Greenburg	1996-97
Jack Ramsay	1966-67	[No General Manager]	1997-98
Don DeJardin	1970-74	Billy King	1998-2007
Pat Williams	1974-86	Ed Stefanski	2007-2011
John Nash	1986-90	[No General Manager]	2011-12
Gene Shue	1990-92	Tony DiLeo	2012-13
Jim Lynam	1992-94	Sam Hinkie	2013-present
John Lucas	1994-96		

CLUB NICKNAME

The late Walter Stahlberg, of West Collingswood, N.J., won a contest to name the club in 1963. The choice of the club's nickname was announced on Aug. 6, 1963. There were almost 500 different suggestions among the entries and Stahlberg was one of several who picked the 76ers. However his accompanying 25-word explanation was deemed the best by the judges, and he and his wife received an all-expense trip to the West Coast to see the 76ers play San Francisco.





HEAD COACHES YEARLY BREAKDOWN

ALL-TIME 76ERS HEAD COACHES

Coach	First	Last	No. of	Regular Season			Playoffs		
	Season	Season	Seasons	W	L	PCT	W	L	PCT
Al Cervi ¹	1949-50	1956-57	8	294	201	.594	33	26	.559
Paul Seymour	1956-57	1959-60	4	155	124	.556	9	11	.450
Alex Hannum	1960-61	1962-63	3	127	112	.531	8	10	.444
Dolph Schayes	1963-64	1965-66	3	129	111	.538	9	12	.429
Alex Hannum	1966-67	1967-68	2	130	33	.798	18	10	.643
Jack Ramsay	1968-69	1971-72	4	174	154	.530	5	12	.294
Roy Rubin ²	1972-73	1972-73	1	4	47	.078	—	—	—
Kevin Loughery	1972-73	1972-73	1	5	26	.161	—	—	—
Gene Shue ³	1973-74	1977-78	5	157	177	.470	11	11	.500
Billy Cunningham	1977-78	1984-85	8	454	196	.698	66	39	.629
Matt Guokas ⁴	1985-86	1987-88	3	119	88	.575	8	9	.471
Jim Lynam	1987-88	1991-92	5	194	173	.529	8	13	.381
Doug Moe ⁵	1992-93	1992-93	1	19	37	.339	—	—	—
Fred Carter	1992-93	1993-94	2	32	76	.296	—	—	—
John Lucas	1994-95	1995-96	2	42	122	.256	—	—	—
Johnny Davis	1996-97	1996-97	1	22	60	.268	—	—	—
Larry Brown	1997-98	2002-03	6	255	205	.554	28	30	.483
Randy Ayers ⁶	2003-04	2003-04	1	21	31	.404	—	—	—
Chris Ford	2003-04	2003-04	1	12	18	.400	—	—	—
Jim O'Brien	2004-05	2004-05	1	43	39	.524	1	4	.200
Maurice Cheeks ⁷	2005-06	2008-09	4	122	147	.454	2	4	.333
Tony DiLeo	2008-09	2008-09	1	32	27	.542	2	4	.333
Eddie Jordan	2009-10	2009-10	1	27	55	.329	—	—	—
Doug Collins	2010-11	—	3	110	120	.478	8	10	.444

¹Cervi started 1956-57 with a 4-8 record before being replaced by Seymour.

²Rubin started the 1972-73 season and had a 4-47 record before being replaced by Loughery.

³Shue started 1977-78 with a 2-4 record before being replaced by Cunningham.

⁴Guokas started 1987-88 with a 20-23 record before being replaced by Lynam.

⁵Moe started 1992-93 with a 19-37 record before being replaced by Carter.

⁶Ayers started 2003-04 with a 21-31 record before being replaced by Ford (interim).

⁷Cheeks started 2008-09 with a 9-14 record before being replaced by DiLeo.

COACHING LEADERS

BY GAMES

Coach	Games
Billy Cunningham.....	650
Al Cervi.....	495
Larry Brown.....	460
Alex Hannum.....	402
Jim Lynam.....	367
Gene Shue.....	334
Jack Ramsay.....	328
Paul Seymour.....	279
Maurice Cheeks.....	269
Dolph Schayes.....	240

BY WINS

Coach	Wins
Billy Cunningham.....	454
Al Cervi.....	294
Alex Hannum.....	257
Larry Brown.....	255
Jim Lynam.....	194
Jack Ramsay.....	174
Gene Shue.....	157
Paul Seymour.....	155
Dolph Schayes.....	129
Maurice Cheeks.....	122

BY WINNING PERCENTAGE

Coach	Pct.
Billy Cunningham.....	.698
Alex Hannum.....	.639
Al Cervi.....	.594
Matt Guokas.....	.575
Paul Seymour.....	.556
Larry Brown.....	.554
Tony DiLeo.....	.542
Dolph Schayes.....	.538
Jack Ramsay.....	.530
Jim Lynam.....	.529

HEAD COACHES YEAR-BY-YEAR RESULTS

YEAR	HEAD COACH	REGULAR SEASON				PLAYOFFS		
		W	L	PCT.	FINISH	W	L	PCT.
1949-50	Al Cervi	51	13	.797	1st/Eastern	6	5	.545
1950-51	Al Cervi	32	34	.485	4th/Eastern	4	3	.571
1951-52	Al Cervi	40	26	.606	1st/Eastern	3	4	.429
1952-53	Al Cervi	47	24	.662	2nd/Eastern	0	2	.000
1953-54	Al Cervi	42	30	.583	T-2nd/Eastern	9	4	.692
1954-55	Al Cervi	43	29	.597	1st/Eastern	7	4	.636
1955-56	Al Cervi	35	37	.486	3rd/Eastern	4	4	.500
1956-57	Al Cervi	4	8	.333				
	Paul Seymour	34	26	.567	2nd/Eastern	2	3	.400

HISTORY



HEAD COACHES YEAR-BY-YEAR RESULTS

YEAR	HEAD COACH	REGULAR SEASON				PLAYOFFS		
		W	L	PCT.	FINISH	W	L	PCT.
1957-58	Paul Seymour	41	31	.569	2nd/Eastern	1	2	.333
1958-59	Paul Seymour	35	37	.486	3rd/Eastern	5	4	.556
1959-60	Paul Seymour	45	30	.600	3rd/Eastern	1	2	.333
1960-61	Alex Hannum	38	41	.481	3rd/Eastern	4	4	.500
1961-62	Alex Hannum	41	39	.513	3rd/Eastern	2	3	.400
1962-63	Alex Hannum	48	32	.600	2nd/Eastern	2	3	.400
1963-64	Dolph Schayes	34	46	.425	3rd/Eastern	2	3	.400
1964-65	Dolph Schayes	40	40	.500	3rd/Eastern	6	5	.545
1965-66	Dolph Schayes	55	25	.688	1st/Eastern	1	4	.200
1966-67	Alex Hannum	68	13	.840	1st/Eastern	11	4	.733
1967-68	Alex Hannum	62	20	.756	1st/Eastern	7	6	.538
1968-69	Jack Ramsay	55	27	.671	2nd/Eastern	1	4	.200
1969-70	Jack Ramsay	42	40	.512	4th/Eastern	1	4	.200
1970-71	Jack Ramsay	47	35	.573	2nd/Atlantic	3	4	.429
1971-72	Jack Ramsay	30	52	.366	3rd/Atlantic	---	---	---
1972-73	Roy Rubin	4	47	.078				
	Kevin Loughery	5	26	.161	4th/Atlantic	---	---	---
1973-74	Gene Shue	25	57	.305	4th/Atlantic	---	---	---
1974-75	Gene Shue	34	48	.415	4th/Atlantic	---	---	---
1975-76	Gene Shue	46	36	.561	T-2nd/Atlantic	1	2	.333
1976-77	Gene Shue	50	32	.610	1st/Atlantic	10	9	.526
1977-78	Gene Shue	2	4	.333				
	Billy Cunningham	53	23	.697	1st/Atlantic	6	4	.600
1978-79	Billy Cunningham	47	35	.573	2nd/Atlantic	5	4	.556
1979-80	Billy Cunningham	59	23	.720	2nd/Atlantic	12	6	.667
1980-81	Billy Cunningham	62	20	.756	T-1st/Atlantic	9	7	.563
1981-82	Billy Cunningham	58	24	.707	2nd/Atlantic	12	9	.571
1982-83	Billy Cunningham	65	17	.793	1st/Atlantic	12	1	.923
1983-84	Billy Cunningham	52	30	.634	2nd/Atlantic	2	3	.400
1984-85	Billy Cunningham	58	24	.707	2nd/Atlantic	8	5	.615
1985-86	Matt Guokas	54	28	.659	2nd/Atlantic	6	6	.500
1986-87	Matt Guokas	45	37	.549	2nd/Atlantic	2	3	.400
1987-88	Matt Guokas	20	23	.465				
	Jim Lynam	16	23	.410	4th/Atlantic	---	---	---
1988-89	Jim Lynam	46	36	.561	2nd/Atlantic	0	3	.000
1989-90	Jim Lynam	53	29	.646	1st/Atlantic	4	6	.400
1990-91	Jim Lynam	44	38	.537	2nd/Atlantic	4	4	.500
1991-92	Jim Lynam	35	47	.427	5th/Atlantic	---	---	---
1992-93	Doug Moe	19	37	.339				
	Fred Carter	7	19	.269	6th/Atlantic	---	---	---
1993-94	Fred Carter	25	57	.305	6th/Atlantic	---	---	---
1994-95	John Lucas	24	58	.293	6th/Atlantic	---	---	---
1995-96	John Lucas	18	64	.220	7th/Atlantic	---	---	---
1996-97	Johnny Davis	22	60	.268	6th/Atlantic	---	---	---
1997-98	Larry Brown	31	51	.378	7th/Atlantic	---	---	---
1998-99	Larry Brown	28	22	.560	3rd/Atlantic	3	5	.375
1999-00	Larry Brown	49	33	.598	3rd/Atlantic	5	5	.500
2000-01	Larry Brown	56	26	.683	1st/Atlantic	12	11	.522
2001-02	Larry Brown	43	39	.524	6th/Atlantic	2	3	.400
2002-03	Larry Brown	48	34	.585	4th/Atlantic	6	6	.500
2003-04	Randy Ayers	21	31	.404				
	Chris Ford	12	18	.400	5th/Atlantic	---	---	---
2004-05	Jim O'Brien	43	39	.524	2nd/Atlantic	1	4	.200
2005-06	Maurice Cheeks	38	44	.463	2nd/Atlantic	---	---	---
2006-07	Maurice Cheeks	35	47	.427	3rd/Atlantic	---	---	---
2007-08	Maurice Cheeks	40	42	.488	3rd/Atlantic	2	4	.333
2008-09	Maurice Cheeks	9	14	.391		---	---	---
	Tony DiLeo	32	27	.542	2nd Atlantic	2	4	.333
2009-10	Eddie Jordan	27	55	.329	4th Atlantic	---	---	---
2010-11	Doug Collins	41	41	.500	3rd Atlantic	1	4	.200
2011-12	Doug Collins	35	31	.530	3rd Atlantic	7	6	.538
2012-13	Doug Collins	34	48	.415	4th Atlantic	---	---	---
TOTALS		2679	2379	.530		216	205	.513





PHILADELPHIA 76ERS UNIFORM HISTORY



1997-2009



1994-97



1991-94



1978-91



1977-78


PRESENT: On Sept. 23, 2009 the Sixers unveiled the latest re-design of their uniform which features the team's new primary "76ers basketball" logo with the red, white and blue color scheme. Trimmed in blue and red, the team will wear white uniforms with blue lettering and red numbers at home. On the road, the team will wear red uniforms, trimmed with blue and white, that feature white lettering and numbers. In the summer of 2010, the uniforms underwent some minor revisions, including blue piping added around the neck and shoulders among other aesthetic details. The Sixers will debut an alternate blue uniform in the 2012-13 season opener.

2007 - 2009: Both the Sixers home and road jerseys underwent a bit of a facelift in the summer of 2007. Influenced by the secondary red road uniform, which was introduced the previous season, the home and road designs featured a refined red taping stretching from the jersey to the shorts. The material itself was also completely overhauled, as the new fabric was adidas clima-cool flatback mesh on the front with open-holed metallic stretchair fabrication on the back and in key venting zones through the front of the shoulders.

2007 - 2009: During the 2006-07 season, the 76ers unveiled a new second road uniform with red as the predominant color accented by the team's other official colors of white, blue, black, silver and gold. Produced by adidas, the jerseys featured a new "PHILA" wordmark across the front in a design similar to the team's primary logo, as well as blue and white striping around the V-neck. The red shorts are adorned with the Sixers secondary logo above a blue accent on the side of the left leg.

1999 - 2006: Philadelphia added a new second road uniform during the 1999-00 season. The blue jersey sports a stylish new cut that's full of tradition from the great Sixers teams of the 1960's and 1970's. Trimmed in red and black, the jersey featured the "SIXERS" wordmark on the front with white numbers trimmed in red.

1997 - 2007: Prior to the 1997-98 season, the Sixers unveiled a completely new look including the first major logo change since becoming the Philadelphia 76ers in August of 1963. In keeping with the traditional red and blue, the logo was "modernized" by adding silver, gold and black. For the first time in franchise history, the Sixers wore black uniforms on the



Present Home Uniform

road. Trimmed in red and gold, the jersey that features the word "SIXERS" on the front with white numbers trimmed in red on the back. At home, a white jersey features black numbers trimmed in red.

1994 - 97: This uniform was actually a throwback to the classic Sixers look. Designed by Lucy Loeb, the front featured "SIXERS" in a more ornate block lettering. This garb was white with red and blue trim at home and red with white and blue trim on the road.


1991 - 94: The Sixers uniform was redesigned by Champion Products and was a departure from the classic Sixers uniform. The design featured multicolored stars against a royal blue field that curved up from shorts to the jersey. The background of the away uniform remained red.

1978 - 91: The NBA begins to regulate uniform changes more closely. A rule is installed by the league requiring teams to use an exclusive outfitter and alert the NBA one year in advance of a design change. This

HISTORY



PHILADELPHIA 76ERS UNIFORM HISTORY



1976-77



1971-76



1966-70



1965-66

uniform becomes the Sixers' hallmark, with the numeral surrounded by stars on the shorts. The road color returned to red. The uniforms were manufactured first by Wilson, then by Sand Knit. The 76ers played more games in this uniform (1,066) than any other in the history of the franchise.

1977 – 78: The lettering on the jersey was readjusted, with home uniforms lettered in blue and outlined in white and red, while away uniforms were royal blue with white lettering in red trim.

1976-77: Another one-shot uniform surfaced, this time with a theme. In honor of the Bicentennial, the team turned to the cursive lettering and trim numerals of the 1970-71 season. The new uniforms were designed by Pat Williams, Al Domenico, Billy Cunningham and Sonder Levitt Advertising.

1971-76: SonderLevitt Advertising designed a uniform that had a much longer lifespan than its predecessor. With the new art deco-like lettering, the uniforms retained the star-inset blue side stripe, a graphic element that remained a feature through the 70's. Away uniforms were royal blue with white side stripes and stars.

1970-71: With its red-in-blue and cursive lettering, the Sixers next official home uniform (the old red garb was retained for away games), did not please Sixers suppliers. Midseason trades meant impossible turnaround times for these custom-sewn, flowing script uniforms. In the middle of the season a switch is made and "Seventy Sixers", in script, replaces "PHILA" on the front of the uniform.

1966-70: The Sixers went to the straightforward look during their first championship run. Simple block letters with the traditional "PHILA" on the front replaced the star-spangled banner look. Road uniforms became red with blue lettering and white trim.

1965-66: A two-tone uniform with a high waistband and long, baggy trunks was introduced. The players considered it flashy and uncomfortable to play in and it was abandoned after one season.



1963-65: The Sixers opened their run in Philadelphia with a Betsy Ross-inspired uniform (below). Adorned with a circle of stars on both the shorts and the back of the jersey surrounding the player's number, the stars quickly became a hallmark of the Sixers uniforms. The road uniform was dark blue with red lettering and numbers. Midway through the '64-65 season the style of the letters and numbers was changed.





UNIFORM NUMBERS (SINCE 1963-64)

0

Orlando Woolridge	93-94
Alvin Jones	01-02
Amal McCaskill	03-04
Jeremy Pargo	12-13

00

Eric Montross	97-98
Benoit Benjamin	97-99
Spencer Hawes	10-13

1

Wes Matthews	83-84
Scott Brooks	88-90
B.J. (Brandon Joe) Tyler	94-95
Tim Thomas	97-99
Samuel Dalembert	01-10
Nick Young	12-13

2

Moses Malone	82-86, 93-94
--------------	--------------

3

Fred Carter	71-77
Bernard Toone	79-80
Russ Schoene	82-83
Sedale Threatt	83-87
David Henderson	87-89
Tony Harris	90-91
Greg Grant	91-93
Dana Barros	93-95
Greg Grant	95-96
Allen Iverson	96-07; 09-10

4

Dolph Schayes	63-64
Marlon Redmond	78-79
Clint Richardson	79-85
Cliff Robinson	86-89
Andre Turner	90-91
Sharone Wright	94-96
Michael Cage	96-97
Rick Mahorn*	98-99
Pepe Sanchez	00-01
Keith Van Horn	02-03
Andre Iguodala*	04-05
Chris Webber	04-07
Kareem Rush	08-09
Tony Battie	10-12
Dorell Wright	12-13

5

Paul Neumann	63-65
Tom Van Arsdale	72-75
Corey Gaines*	94-95
Elmer Bennett	95-96
Scott Skiles	95-96
Kevin Ollie	99-00; 00-01
Vontego Cummings	01-02
Monty Williams	02-03
Kedrick Brown	04-05
Michael Bradley*	05-06
Andres Nocioni	10-12
Arnett Moultrie	12-13

6

Perry Warbington	74-75
Julius Erving	76-87

7

Toby Kimball	73-74
Mitchell Anderson	82-83
Lanard Copeland	90-91
Sean Green	93-94
Richard Dumas	95-96
Mark Davis	96-98
Toni Kukoc	99-01

Roshown McLeod	00-01
Ira Bowman*	01-02
John Salmons	02-06
Andre Miller	06-09
Primoz Brezec	09-10
Sam Young	11-12
Royal Ivey*	12-13

8

Marc Iavaroni	82-85
Michael Young	85-86
Pete Myers	88-89
Corey Gaines*	89-90
Mario Elie	90-91
Alfonso Ford	94-95
Trevor Ruffin	95-96
Aaron McKie	97-05
Joe Smith	06-07
Donyell Marshall	08-09
Francisco Elson*	09-10
Nik Vucevic	11-12
Damien Wilkins	12-13

9

Lionel Hollins	79-82
Perry Moss	85-86
Willie Burton	94-95
Sean Higgins	95-96
Doug Overtner*	96-97
Joe Smith	97-98
George Lynch	98-01
Derrick McKey	01-02
Mark Bryant	02-03
Kenny Thomas	02-05
Andre Iguodala*	05-12

10

John Kerr	63-65
Don Smith	74-75
Mike Dunleavy	76-78
Maurice Cheeks	78-89

11

Fred Crawford	70-71
Fred Boyd	72-76
Caldwell Jones	76-82
Leo Rautins	83-84
Voise Winters	85-86
Bob McAdoo	85-86
Jim Lampley	86-87
Jim Rowinski	88-89
Manute Bol	90-94
Kevin Pritchard	94-95
Vernon Maxwell	95-96; 90
Doug Overtner*	97-99
Ira Bowman*	99-00
Raja Bell	01-02
Todd MacCulloch*	02-04
Bobby Jones	06-07
Gordan Giricek	07-08
Jrue Holiday	09-13

12

Bob Weiss	65-67
Jim Reid	67-68
John Green	67-69
Jim Washington	69-72
Ted McClain	77-78
George Johnson	84-85
Clarence Carter*	85-86
Lloyd (World) Free*	86-87
Gerald Henderson	87-89
Johnny Dawkins	89-94
Anthony Parker	97-99
Bruce Bowen	99-00
Speedy Claxton	00-02
Kenny Satterfield	02-03
Kevin Ollie*	04-08

Royal Ivey*	08-10
Evan Turner	10-13

13

Wilt Chamberlain	64-68
David Wohl	71-72

14

Ben Warley	63-66
Matt Goukas	66-71
Dexter Shouse	89-90
Larry Cannon	73-74
Henry Bibby	76-80
Franklin Edwards	81-84
Steve Colter	86-88
Dexter Shouse	89-90
Ricky Green	90-91
Jeff Hornacek	92-94
Jeff Grayer	94-95
Mark Hendrickson	96-97
Nazr Mohammed	98-01
Efthimios Rentzias	02-03
Corliss Williamson	04-05
Jason Smith	07-10
Justin Holiday	12-13
Shelvin Mack	12-13

15

Hal Greer	63-73
-----------	-------

16

George Wilson	68-70
Bailey Howell	70-71
Marrrese Speights	08-11
Francisco Elson*	11-12

17

Albert King	87-88
Charles Shackelford	91-93

18

Darrell Imhoff	68-70
Ollie Johnson	80-82
Derek Smith	88-90
Maalik Wayns	12-13

20

Dave Gambee	63-67
Ron Filipek	67-68
Craig Raymond	68-69
Fred Hetzel	69-70
Dennis Awtry	70-73
Doug Collins	73-81
Leon Wood	84-86
Danny Vranes	86-88
Ron Anderson	88-93
Michael Curry	93-94
Greg Graham	93-96
Greg Sutton	95-96
Frank King	96-97
Marko Milic	97-98
Eric Snow	97-04
Louis Amundson	06-08
Jodie Meeks	09-12

21

Larry Costello	63-65, 66-68
Archie Clark	68-71
Lloyd (World) Free*	75-78
Kenny Payne	89-93
Derrick Alston	94-96
Joe Courtney	96-97
Larry Hughes	98-00
Matt Harpring	01-02
Greg Buckner	02-04
Matt Barnes	05-06
Thaddeus Young	07-13

* Wore two Different Numbers

HISTORY



UNIFORM NUMBERS (SINCE 1963-64)

22

Jerry Greenspan.....	63-65
Lee Shaffer.....	63-64
Larry Jones.....	64-65
Jesse Branson.....	65-66
Kevin Loughery.....	71-73
Larry Jones.....	73-74
Coniel Norman.....	74-76
Eric Money.....	78-80
Andrew Toney.....	80-88
Jim Farmer.....	90-91
Jim Jackson.....	97-98
Brian Shaw.....	97-98
Antonio Daniels.....	10-11

23

Hubie White.....	63-64
Steve Courtin.....	64-65
Bill Bridges.....	71-73
Joe Bryant.....	75-79
Charles Jones.....	83-84
Bruce Kuczewski.....	83-84
Terry Catledge.....	85-86
Roy Hinson.....	86-88
Bob Thornton.....	87-91
Mitchell Wiggins.....	91-92
Tim Perry.....	92-96
Rex Walters.....	95-98
Rodney Buford.....	00-01
Tim James.....	01-02
Josh Davis.....	04-05
Louis Williams.....	05-12
Jason Richardson.....	12-13

24

Al Bianchi.....	63-66
Wali Jones.....	65-71, 75-76
Jerry Baskerville.....	75-76
Bobby Jones.....	78-86

25

Chet Walker.....	63-69
Dave Scholz.....	69-70
Fred Foster.....	70-72
Luther Green.....	72-73
Leroy Ellis.....	72-76
Earl Cureton.....	80-83
Kenny Green.....	85-87
David Wingate.....	86-89
Tharon Mayes.....	91-92
Jeff Malone.....	93-96
Don MacLean.....	96-97
Tom Chambers.....	97-98
Jerald Honeycutt.....	98-99
Damone Brown.....	01-02
Marc Jackson.....	03-05
Rodney Carney.....	06-08; 09-10
Darius Songaila.....	10-11
Xavier Silas.....	11-12

26

Connie Dierking.....	63-65, 70-71
Gerry Ward.....	65-66
Shaler Halimon.....	68-69
Cliff Anderson.....	70-71
Al Henry.....	70-72
Manny Leaks.....	72-73
Walt Wesley.....	74-75
John Tschogl.....	74-75
Kyle Korver.....	03-07

28

Billy Melchionni.....	66-68
Bud Ogden.....	69-71
Rod Freeman.....	73-74
Andrew Lang.....	92-93

30

George McGinnis.....	75-78
Al Skinner.....	78-80
Vincent Askew.....	87-88
Lewis Lloyd.....	88-90
Alaa Abdelnaby.....	94-95
Jaren Jackson.....	94-95
Trevor Wilson.....	95-96
Tony Massenburg.....	95-96
Lucious Harris.....	96-97
Casey Shaw.....	98-99
Billy Owens.....	99-00
Stevin Smith.....	06-07
Reggie Evans.....	07-10

31

Mel Counts.....	72-73
John Q. Trapp.....	72-73
Mark McNamara.....	82-83
Steve Hayes.....	84-85
Mark McNamara.....	86-88
Shelton Jones.....	88-89
Jay Vincent.....	89-90
Brian Oliver.....	90-92
Glenn Robinson.....	03-04
Michael Bradley*.....	04-05
Zendon Hamilton*.....	05-06
Ivan McFarlin.....	06-07
Charles Jenkins.....	12-13

32

Billy Cunningham.....	65-72; 74-76
Charles Barkley*.....	91-92

33

Ken Durrett.....	74-75
Jim Barnett.....	76-77
Reggie Johnson.....	82-83
Sam Williams.....	83-85
Paul Thompson.....	85-86
Hersey Hawkins.....	88-93
Darrin Hancock.....	98-99
Jumaine Jones.....	99-01
Willie Green.....	03-10
Craig Brackins.....	10-12
Andrew Bynum.....	12-13

34

John Block.....	72-73
Don May.....	72-74
Clyde Lee.....	74-76
Glenn Mosley.....	77-78
Jim Sparnarkel.....	79-80
Charles Barkley*.....	84-91
Terry Cummings.....	97-98

35

Art Heyman.....	65-66
Dave Sorenson.....	72-73
Armon Gilliam.....	90-93
Clarence Weatherspoon.....	92-98
Art Long.....	02-03
Deng Gai.....	05-06
Herbert Hill.....	07-08

36

Jake Jones.....	71-72
Mike Price.....	72-73

40

Tim McCormick.....	86-88
Kurt Nimphius.....	89-90
Dave Hoppen.....	90-92
Bill Edwards.....	93-94
Jerome Harmon.....	94-95
Mike Brown.....	95-96

Tyrone Hill.....	98-01; 02-03
Corie Blount.....	01-02

41

Greg Stokes.....	85-86
LaSalle Thompson.....	95-96
Kebu Stewart.....	97-98
Antonio Lang.....	99-00
Jabari Smith.....	01-02

42

Jeff Halliburton.....	72-73
Luther Rackley.....	73-74
Harvey Catchings.....	74-79
Mike Bantom.....	81-82
Mike Gminski.....	87-91
Jerry Stackhouse.....	95-97
Zendon Hamilton*.....	03-04
Theo Ratliff*.....	97-01
Shavlik Randolph.....	05-08
Elton Brand.....	08-12

43

Jeff Ruland.....	86-87, 91-92
Warren Kidd.....	93-94

44

Allen Bristow.....	73-75
Ralph Simpson.....	78-79
Monti Davis.....	80-81
Chris Welp.....	87-89
Rick Mahorn*.....	89-91
Lloyd Daniels.....	94-95
Derrick Coleman.....	95-98, 01-04
Harvey Grant.....	98-99
Alan Henderson.....	06-07

45

Bob Rule.....	71-73
Michael Ansley.....	91-92
Eddie Lee Wilkins.....	92-93
Eric Leckner.....	93-94
Adrian Caldwell.....	96-97
Steven Hunter.....	05-07

50

Lenny Chappell.....	63-64
Steve Mix.....	73-82
Robert Reid.....	90-91
Issac Austin.....	93-94
Mark Bradtko.....	96-97
Will Cunningham.....	97-98
Todd MacCulloch*.....	99-01
Sam Clancy.....	02-03
Theo Ratliff*.....	08-09
Lavoy Allen.....	11-13

51

Michael Ruffin.....	01-02
---------------------	-------

52

Wilson Washington.....	77-78
Matt Geiger.....	98-01
Calvin Booth.....	07-08

53

Darryl Dawkins.....	75-82
Stanley Roberts.....	99-00

* Wore two Different Numbers





UNIFORM NUMBERS (SINCE 1963-64)

★54★

Luke Jackson	64-72
Dale Schleuter	72-73
Ben Coleman	87-89
Ed Pinckney	95-96
Brian Skinner	02-03; 04-05
Rodney Rogers	04-05
Lee Nailon	05-06
Kwame Brown	12-13

★55★

Jayson Williams	90-92
Thomas Jordan	92-93
Scott Williams	94-99
Dikembe Mutombo	01-02

★72★

Jason Kapono	09-11
--------------------	-------

★76★

Shawn Bradley	93-96
---------------------	-------

** Wore two Different Numbers*

HISTORY



DRAFT HISTORY

1950

Lou Arko Akron
 Gerry Calabrese St. John's
 Stan Christie USC
 Bob Healey Georgia
 Paul Hickey Denver
 Don Lofgran San Francisco
 Paul Merchant Oklahoma
 Bob Savage Syracuse
 Makc Suprunowicz Michigan
 Glenn Wilkes Mercer

1951

Glen Anderson Colorado A&M
 Bato Govedarica DePaul
 Paul Horvath North Carolina State
 Tom Jockle Syracuse
 Ray Kirkwasser Ithaca
 John McConathy NW Louisiana
 Roy Reardon St. Francis (N.Y.)
 Don Savage LeMoynne
 Bob Wheeler Idaho

1952

Jim Brasco New York University
 Bud Donnelly La Salle
 Jim Kennedy Duquesne
 Bob Luchmueller Louisville
 Ken McBride Maryland State
 Harry Moore West Virginia
 Bob Roche Syracuse

1953

Al Bailey Duquesne
 Garrett Beshear Murray State
 Glen Dille Tulsa
 Joe Hughes Denver
 Bill Hull Utah State
 Bill Jenkins LeMoynne
 Bill Kenville St. Bonaventure
 Dick Knostman Kansas State
 Andy McGowan Manhattan
 Gerald Nappy Georgetown
 James Neal Wofford
 Warren Shockleford Tulsa

1954

Mel Besdin Syracuse
 Jack Davidson UCLA
 Dick Farley Indiana
 Fletcher Johnson Duquesne
 John Kerr Illinois
 Gus Levett Franklin & Marshall
 Don McLane Duquesne
 Norman Pott Wheaton
 Paul Pottenburgh Siena
 Jim Tucker Duquesne

1955

Ed Conlin Fordham
 Mal Duffy St. Bonaventure
 Cliff Dwyer North Carolina State
 Frank Ehmman Northwestern
 Ed Galvin Loyola (La.)
 Stan Glowaski Seattle
 Russ Lawler Stanford
 Jack Sallee Dayton
 Marly Satalino St. John's
 Don Schlundt Indiana
 Ron Tomsic Stanford

1956

Forest Able Western Kentucky
 Willie Bergines West Virginia
 Milt Graham Colgate
 Harvey Halbrook Oregon State
 Joe Holup George Washington
 Bob Hopkins Grambling
 Paul Judson Illinois
 Dick Julio New Bedford State
 Dick Kenyon LeMoynne
 Jim McLaughlin St. Louis
 Jim Ray Toledo
 Jess Roh Idaho State
 Chuck Rolles Cornell
 Chester Webb Georgia St. Teachers

* Early draft records are incomplete, so until 1956 players are listed alphabetically.

Beginning in 1957, the draft is recorded round-by-round. To enable teams to take advantage of the regional popularity of college stars, they were given the option of forfeiting their first-round pick and instead selecting, before the start of the draft, a player from the franchise's immediate geographical area. These "territorial picks," as they were known, are not factored in to the overall selection count of the draft. The territorial option was in effect through 1965.

RD	PICK	PLAYER	FROM
1957			
1	7	George Bon Salle	Illinois
2	15	Jim Morgan	Louisville
3	23	Vince Cohen	Syracuse
4	31	Jerry Mallett	Baylor
5	39	Frank Nimmo	Cincinnati
6	47	Lyndon Lee	Oklahoma City
7	54	Dick Gaines	Seton Hall
8	61	Cebe Prince	Marshall
9	68	Jim Brown	Syracuse
10	74	Jack Nichols	Colgate
12	81	Jim Weeks	New York Tech

1958

1	6	Connie Dierking	Cincinnati
2	14	Hal Greer	Marshall
3	21	John Nacincik	Maryland
4	29	Tommy Kearns	North Carolina
5	37	Fred Grim	Arkansas
6	45	Jack Mimitz	St. Louis
7	53	Pete Tillotson	Michigan
8	61	Ruel Tucker	Rockhurst (Mo.)

RD	PICK	PLAYER	FROM
1959			
1	4	Dick Barnett	Tennessee State
2	11	Gene Tormohlen	Tennessee
3	19	Jon Cincebox	Syracuse
4	27	Paul Neumann	Stanford
5	35	Roger Taylor	Illinois
6	43	Bob Dalton	California
7	51	Darnell Haney	Navy

1960

1	5	Lee Shaffer	North Carolina
2	13	Wilbur Trosch	St. Francis (Pa.)
3	21	Joe Roberts	Ohio State
4	29	Carl Cole	Eastern Kentucky
5	37	Jim Mudd	North Texas State
6	45	Herschell Turner	Nebraska
7	53	Bernie Kauffman	Kentucky
8	60	Don Lynch	LeMoynne
9	67	Bernie Findlay	San Diego State





DRAFT HISTORY

RD	PICK	PLAYER	FROM	RD	PICK	PLAYER	FROM
1961				1966			
1	6	Ben Warley	Tennessee State	1	9	Matt Goukas	St. Joseph's
2	14	Chris Smith	Virginia Tech	2	19	Bill Melchioni	Villanova
3	28	Charles Osborne	Western Kentucky	3	29	Don Freeman	Illinois
4	37	Henry Whitney	Iowa State	4	39	Ken Wilburn	Central State
5	46	Don Jacobson	South Dakota	5	49	Tom Duff	St. Joseph's
6	55	Billy Joe Price	New Mexico St.	6	59	Austin Robbins	Tennessee
7	64	Roger Newman	Kentucky	9	83	Pat Caldwell	Rockhurst
8	73	Dave Mills	Seattle	10	90	Bob Bedell	Stanford
9	81	Rex Tippitt	Grambling	1967			
10	88	Pete Chudy	Syracuse	1	12	Craig Raymond	BYU
11	96	Dick Sammons	LeMoyné	5	53	Jim Reid	Winston-Salem
1962				6	65	Tim Powers	Creighton
1	4	Len Chappell	Wake Forest	7	77	Frank Card	S. Carolina State
2	12	Chet Walker	Bradley	8	89	Jim Connelly	Virginia
3	21	Porter Meriwether	Tennessee St.	9	100	Ron Filipek	Tenn. Tech
4	30	Bob McCully	St. Bonaventure	10	111	Butch Erwin	Niagara
5	39	John Windsor	Stanford	11	121	Ted Campbell	NC A&T
6	48	Larry Van Eman	Wichita State	12	131	Hubie Marshall	LaSalle
7	57	Bob Sharpenter	Georgetown	13	139	George Mack	NC A&T
8	65	Jerry Harkness	Loyola (Ill.)	14	145	W. Brabender	Minn(Morris)
9	74	Vince Brewer	Iowa State	15	151	Sherman Dillard	Tulsa
1963				16	156	Warren Chapman	W. Kentucky
1	6	Tom Hoover	Villanova	17	159	Gary Paulk	Oklahoma State
2	15	Hershell West	Grambling	1968			
3	24	Jerry Greenspan	Maryland	1	14	Shaler Halimon	Utah State
4	33	Ray Flynn	Providence	5	62	Larry Miller	North Carolina
5	42	Tony Cerkvenik	Arizona State	6	76	Chuck Williams	Colorado
6	51	Vince Brewer	Iowa State	7	90	Bill Jones	Fairfield
7	60	Bill Brown	Howard Payne	8	104	Melvin Jones	Albany State
1964				9	118	Clarence Brookings	Temple
1	4	Lucious Jackson	Pan Am.	10	132	Greg Cisson	Rider
2	11	Ira Harge	New Mexico	11	145	Billy Soens	Miami
3	20	Larry Jones	Toledo	12	158	Ted Campbell	NC A&T
4	29	Frank Corace	LaSalle	13	170	Earl Seyferth	Kansas State
5	38	Lou Skurcenski	Westminster	14	181	Tom Youngdale	Davidson
6	47	Rick Kaminski	Yale	15	189	George Mack	NC A&T
7	56	Gordon Hatton	Dayton	16	197	Joe Crews	Villanova
8	65	Bob Pelkington	Xavier	17	203	Nate Ware	Tennessee State
9	73	Jim Brennan	Clemson	1969			
10	80	Wylie Briggs	NC A&T	1	13	Bud Ogden	Santa Clara
11	87	Tom Lowry	West VA	2	28	Willie Taylor	Lemoyné
12	91	Julius Myers	Morris-Brown	3	42	Mike Grosso	Louisville
1965				4	56	Dave Scholz	Illinois
1	4	Billy Cunningham	UNC	5	70	Joe Cromer	Temple
2	9	Jesse Branson	Elon	6	84	John Jones	Villanova
3	18	Bob Weiss	Penn State	7	98	Dave Hamilton	WV State
4	27	Henry Finkel	Dayton	8	112	Jim Bowles	Trinity (Texas)
5	36	Richie Moore	Villanova	9	126	Larry Lewis	St. Francis (Pa.)
6	45	Mitch Edwards	Pan American	10	140	Bill Justus	Tennessee
7	54	John Young	Midwestern	11	154	Bruce Sloan	Kansas
8	62	Bob Barnek	St. Bonaventure	12	167	Roland Taylor	LaSalle
9	69	Gene West	Drake	1970			
10	75	Dean Church	SW Louisiana	1	12	Tommy Williams	St. Joseph's
11	81	Curt Fromal	LaSalle	2	19	Bill Melchioni	Villanova
12	87	Dan Anderson	Augsburg	3	29	Don Freeman	Illinois
13	92	Rich Parks	Tulsa	4	39	Ken Wilburn	Central State
14	97	Jack Morgenthal	Houston	5	49	Tom Duff	St. Joseph's
15	101	James Pitts	Georgia	6	59	Austin Robbins	Tennessee
16	105	Larry Rafferty	Fairfield	9	83	Pat Caldwell	Rockhurst

HISTORY



DRAFT HISTORY

RD	PICK	PLAYER	FROM	RD	PICK	PLAYER	FROM
1970				1974			
1	12	Al Henry	Wisconsin	1	2	Marvin Barnes	Providence
3	46	Jerry Awtrey	Santa Clara	2	19	Don Smith	Dayton
4	63	Dan Crenshaw	Ala. State	3	37	Coniel Norman	Arizona
5	80	Perry Wallace	Vanderbilt	3	42	Harvey Catchings	Har-Sim
6	97	Jerry Venable	Kansas State	4	55	Lawyer Taylor	Jacksonville
7	114	Carl Poole	Textile	5	73	Gary Crowthers	Har-Sim
8	112	Fran O'Hanlon	Villanova	6	91	Mike Westra	USC
9	148	Mike Hauer	St. Joseph's	7	109	Dave Stoczynski	Gannon
10	165	Gordon Stiles	American	8	127	Jimmy Powell	MTSU
11	180	Dave Whitley	Tufts	9	145	Perry Warbington	Ga. Southern
				10	162	Larry Witherspoon	Towson
1971				1975			
1	12	Dana Lewis	Tulsa	1	5	Darryl Dawkins	Evans HS
2	33	Marvin Stewart	Nebraska	2	23	Lloyd Free	Guilford
3	46	Dave Wohl	Penn	3	39	Jim Baker	Hawaii
4	63	Erwin Johnson	Augusta	3	41	Charles Cleveland	Alabama
5	80	Richard Hood	Phillips	4	59	Louis Dunbar	Houston
6	97	Jake Jones	Assumption	5	77	Ken Tyler	Gonzaga
7	114	Curtis Ford	NE Okla. State	6	95	Ken Alston	Valdosta State
8	131	Barry Yates	Maryland	7	113	Mike Flynn	Kentucky
9	147	Tom Lee	Arizona	8	131	Freeman Blade	E. Montana
10	163	Jim Dinwiddle	Kentucky	9	148	Larry Haralson	Drake
11	178	Dana Pagett	USC	10	164	Rick Reed	Azusa Pacific
12	191	Ken Kowall	Ohio				
13	203	Hank Commodore	NW Okla.				
1972				1976			
1	5	Fred Boyd	Oregon State	1	12	Terry Furlow	Mich. State
3	36	Charlie Tharp	Bellhaven	2	---	*Melvin Bennett	Pitt.
4	52	Marshall Wingate	Niagara	3	47	Ron Norwood	DePaul
5	69	Joe Bynes	Ark. A,M&N	4	64	Freeman Blade	E. Montana
6	85	John Glover	Wiley	5	81	Jeff Brown	Missouri Western
7	103	Curtis Pritchett	St. Aug.	6	99	Mike Dunleavy	S. Carolina
8	118	Jim Kopp	Rockhurst	7	117	Phil Walker	Millersville
9	135	Rod Murray	LA State	8	135	Lee Dixon	Hardin-Simmons
10	147	Gary Watson	Wisconsin	9	152	James Williams	Austin-Peay
				10	168	Ed Stefanski	Penn
1973				1977			
1	1	Doug Collins	Illinois State	<i>*Chosen in supplementary draft of ABA players</i>			
1	4	*Mike Bantom	St. Joseph's	1	20	Glenn Mosley	Seton Hall
1	18	Raymond Lewis	LA State	2	25	Wilson Washington	Old Dominion
2	21	Allan Bristow	Va. Tech	2	42	Robert Elliott	Arizona
2	22	George McGinnis	Indiana	2	43	Herman Harris	Arizona
2	32	Caldwell Jones	Albany St.	3	65	Arnold Dugger	Oral Roberts
4	53	Darryl Minnifield	New Mexico	4	86	Jeff Jonas	Utah
5	70	Reggie Royals	Fla. State	5	108	Teko Wynder	Tulsa
6	87	Sterling Wright	Lincoln	6	129	George Gibson	Winston-Salem
7	104	James Greene	KY Wesleyan	7	49	Dennis Forrest	Nebraska
8	121	Dave Langston	Drake	8	68	John Olive	Villanova
9	138	Harold Catchings	Har-Sim				
10	152	Abe Steward	Jacksonville				
11	166	Rod Freeman	Vanderbilt				
12	175	Connie Warren	Xavier	2	36	Maurice Cheeks	W. Tex. St.
13	183	Jim Crawford	LaSalle	2	43	Glenn Hagan	St. Bon.
14	189	Ernie Johnson	Michigan	4	87	Brett Vroman	UNLV
15	194	Lionel Harris	Cincinnati	5	107	Mark Haymore	UMass
16	199	Larry Robinson	Tennessee	6	130	Osborne Lockhart	Minnesota
17	203	Tony Prince	St. John's	7	151	Anthony Murray	Alabama
				8	169	Allan Cunningham	Colorado St.
				10	201	Dennis James	Widener

** Disallowed*





DRAFT HISTORY

RD	PICK	PLAYER	FROM	RD	PICK	PLAYER	FROM
1979				1984			
1	16	Jim Spanarkel	Duke	1	5	Charles Barkley	Auburn
2	36	Clint Richardson	Seattle	1	10	Leon Wood	Cal State (Full.)
2	37	Bernard Toone	Marquette	1	22	Tom Sewell	Lamar
3	58	Earl Cureton	Detroit	3	48	James Banks	Georgia
4	83	Mike Niles	CS (Fullerton)	3	68	Earl "Butch" Graves	Yale
5	103	Carl McPipe	Nebraska	4	91	Earl Harrison	Morehead St.
6	136	Dan Hartshorne	Oregon	5	114	Dan Federmann	Tennessee
7	142	Bobby Willis	Penn	6	137	Gary Springer	Iona
8	163	Rick Raivio	Portland	7	160	Richard Congo	Drexel
9	180	Coby Leavitt	Utah	8	183	Frank Dobbs	Villanova
10	198	Keith McCord	UAB	9	205	Mike Mitchell	Drexel
1980				1985			
1	8	Andrew Toney	SW Louisiana	1	21	Terry Catledge	South Alabama
1	21	Monti Davis	Tennessee State	2	33	Greg Stokes	Iowa
2	44	Clyde Austin	NC State	2	44	Voise Winters	Bradley
3	67	Reggie Gaines	Winston-Sal. St.	3	67	Steve Black	LaSalle
4	85	Billy Bryant	W. Kentucky	4	90	Derrick Gervin	Texas-SA
4	90	Harold Hubbard	Savannah St.	5	113	Carl Wright	SMU
5	113	Jim Swaney	Toledo	6	136	Daryl Lloyd	Drake
6	136	Donald Cooper	St. Augustine's	7	159	Jaye Andrews	Bucknell
7	159	Richard Smith	Weber State	1986			
8	177	Martin Lemelle	Grambling	2	44	David Wingate	Georgetown
9	198	Luke Griffin	St. Joseph's	3	56	Keith Colbert	Virginia Tech
10	213	Joe Hand	King's (Pa.)	3	67	Ron Rowan	St. John's
1981				4	90	Wes Stallings	ETSU
1	22	Franklin Edwards	Cleveland St.	5	113	Kevin Holmes	DePaul
2	46	Vernon Smith	Texas A&M	6	136	Andre McCloud	Seton Hall
3	68	Ernest Graham	Maryland	7	159	Dan Palombizio	Ball State
4	92	Rynn Wright	Texas A&M	1987			
5	114	Steve Craig	BYU	1	16	Chris Welp	Washington
6	138	Mike Thomas	North Park	2	39	Vincent Askew	Memphis State
7	160	John Crawford	Kansas	2	43	Andrew Kennedy	Virginia
8	183	Frank Gilroy	St. John's	3	57	Hansi Gnad	Alaska-Anchorage
9	202	Ron Wister	Temple	3	62	Eric Riggins	Rutgers
10	223	Pete Mullenberg	Delaware	4	85	Brian Rahilly	Tulsa
1982				5	108	Frank Ross	American
1	22	Mark McNamara	Cal	6	131	Tracy Foster	UAB
2	36	Mitchell Anderson	Bradley	7	154	Eric Semisch	West Virginia
2	45	Russ Schoene	Tenn.-Chattanooga	1988			
3	68	Dale Solomon	Va. Tech	1	3	Charles Smith	Pittsburgh
4	74	Bruce Atkins	Duquesne	2	31	Everette Stephens	Purdue
5	114	Donald Mason	Fresno State	3	57	Herman Montenegro	LSU
6	137	Kevin Boyle	Iowa	1989			
7	160	Keith Hilliard	SW Missouri	1	19	Kenny Payne	Louisville
8	183	Donald Seals	Jackson State	2	44	Reggie Cross	Hawaii
9	204	George Melton	Cheyney State	2	54	Toney Mack	Georgia
10	224	Randy Burkert	Drexel	1990			
1983				2	32	Brian Oliver	Georgia Tech.
1	17	Leo Rautins	Syracuse	2	47	Derek Strong	Xavier (Ohio)
2	47	Ken Lyons	N. Texas State	1991			
3	64	Claude Riley	Texas A&M	2	44	Alvaro Teheran	Houston
3	70	Dan Ruland	James Madison	1992			
4	74	Kalpatrick Wells	Miss. State	1	9	Clarence Weatherspoon	So. Miss.
4	93	Craig Robinson	Princeton				
5	116	Mike Milligan	Tenn. State				
6	139	Sedale Threatt	WV Tech				
7	162	Tony Bruin	Syracuse				
8	184	Gordon Austin	American				
9	206	Charles Fischer	JMU				
10	228	Norm Horvitz	Phila. Phar.				

HISTORY



DRAFT HISTORY

RD	PICK	PLAYER	FROM
----	------	--------	------

1993

1	2	Shawn Bradley	Brigham Young
2	32	Alphonso Ford	Miss. Valley State

1994

1	6	Sharone Wright	Clemson
1	20	B.J. Tyler	Texas
2	33	Derrick Alston	Duquesne

1995

1	3	Jerry Stackhouse	North Carolina
---	---	------------------	----------------

1996

1	1	Allen Iverson	Georgetown
2	31	Ryan Minor	Oklahoma
2	32	Mark Hendrickson	Washington State
2	48	Jamie Peick	Michigan State

1997

1	2	Keith Van Horn	Utah
2	34	Marko Milic	Slovenia
2	36	Kebu Stewart	Cal-Bakersfield
2	37	James Collins	Florida State

NOTE: Traded Van Horn, Michael Cage, Lucious Harris and Don MacLean to New Jersey for Tim Thomas (7th overall), rights to Anthony Parker, Jim Jackson and Eric Montross.

1998

1	8	Larry Hughes	St. Louis
2	37	Casey Shaw	Toledo

NOTE: Acquired draft rights to Nazr Mohammed (29th overall) from Utah for a future first round pick.

1999

2	47	Todd MacCulloch	Washington
---	----	-----------------	------------

NOTE: Acquired draft rights to Jumaine Jones (27th overall) from Atlanta in exchange for a future first round pick.

2000

1	20	Craig 'Speedy' Claxton	Hofstra
2	48	Mark Karcher	Temple

2001

1	26	Samuel Dalembert	Seton Hall
2	37	Damone Brown	Syracuse
2	57	Alvin Jones	Georgia Tech

2002

1	16	Jiri Welsch	Slovenia
2	45	Sam Clancy	USC*

NOTE: Traded Welsch to Golden State in exchange for future protected first round pick and regained 2005 first round pick. Also acquired John Salmons (26th overall), Mark Bryant and draft rights to Randy Holcomb from San Antonio for Speedy Claxton. Also traded their second round pick along with a 2006 second round pick to Atlanta for rights to Ethimios Rentziis (23rd pick in 1996).

2003

2	50	Pacelis Morlende	France*
---	----	------------------	---------

NOTE: Traded Morlende and cash considerations to Seattle for Willie Green

RD	PICK	PLAYER	FROM
----	------	--------	------

(41st overall). Also acquired Kyle Korver (51st overall) from New Jersey for cash considerations.

2004

1	9	Andre Iguodala	Arizona
---	---	----------------	---------

2005

2	45	Louis Williams	South Gwinnett HS (Ga.)
---	----	----------------	-------------------------

2006

1	13	Thabo Sefolosa	Switzerland*
---	----	----------------	--------------

NOTE: Traded Sefolosa to Chicago for Rodney Carney (16th overall selection), a 2007 second round pick and cash considerations. Also acquired Bobby Jones (37th overall) from Minnesota in exchange for the 76ers second round pick in 2007 and cash considerations. Acquired Edin Bacvic (56th overall) from Toronto in exchange for cash considerations.

2007

1	12	Thaddeus Young	Georgia Tech
1	21	Daequan Cook	Ohio State*
1	30	Petteri Koponen	Finland*
2	38	Kyrylo Fesenko	Ukraine*

NOTE: Traded Cook, 2009 second round draft pick and cash to Miami Heat for Jason Smith (21st overall). Traded Koponen to Portland for Derrick Byars (42nd overall) and cash considerations. Traded Fesenko to Utah for Herbert Hill (55th overall) and draft considerations.

2008

1	16	Marreese Speights	Florida
---	----	-------------------	---------

2009

1	17	Jrue Holiday	UCLA
---	----	--------------	------

2010

1	2	Evan Turner	Ohio State
---	---	-------------	------------

2011

1	16	Nikola Vucevic	USC
2	50	Lavoy Allen	Temple

2012

1	15	Maurice Harkless	St. John's
2	45	Justin Hamilton	Louisiana State
2	54	Tornike Shengelia	Georgia

NOTE: Traded Hamilton and a protected future first round pick to Miami in exchange for the rights to Arnett Moultrie (27th overall). Traded Shengelia to Brooklyn in exchange for cash considerations.

2013

1	11	Michael Carter-Williams	Syracuse
2	35	Glen Rice, Jr.	NBADD/Georgia Tech
2	42	Pierre Jackson	Baylor

NOTE: Acquired the rights to Nerlens Noel (6th overall) and a 2014 first round pick from New Orleans in exchange for Jrue Holiday and the rights to Pierre Jackson... Traded Rice, Jr. to Washington in exchange for the rights to Nate Wolters (38th overall) and Arsalan Kazemi (54th overall)... Traded Wolters to Milwaukee in exchange for the rights to Ricky Ledo (43rd overall) and a 2014 second round pick belonging to Houston... Traded Ledo to Dallas in exchange for a 2014 second round pick owned by Brooklyn.





FOUR-POINT PLAYS (3-POINTERS PLUS FREE THROW)

76ERS

3/2/80	Henry Bibby vs GS	4/13/99	Allen Iverson at NY	3/9/07	Andre Iguodala vs. LAL
6/1/82	Andrew Toney vs LAL (PO)	5/1/99	Allen Iverson vs. TOR	3/13/07	Andre Iguodala vs. ATL
3/6/85	Andrew Toney vs ATL	5/5/99	Allen Iverson vs. DET	11/9/07	Lou Williams at TOR
11/24/89	Charles Barkley vs WAS	5/1/00	Aaron McKie vs. CHA (PO)	4/30/09	Andre Iguodala vs. ORL (PO)
3/25/92	Charles Barkley at UTA	12/27/00	Jumaine Jones at GS	11/27/10	Lou Williams vs. NJ
1/18/93	Johnny Dawkins vs ORL	4/10/01	Allen Iverson at MIA	1/28/11	Jodie Meeks vs. MEM
1/26/93	Jeff Hornacek at NY	6/1/01	Allen Iverson at MIL (PO)	3/11/12	Andre Iguodala at NY
11/15/93	Jeff Hornacek vs HOU	3/9/03	Aaron McKie at LAL	4/21/12	Lou Williams at IND
3/8/95	Willie Burton vs NJ	1/22/06	Allen Iverson at MIN	11/5/12	Dorell Wright vs. DAL
1/7/97	Allen Iverson at ORL	4/8/06	Allen Iverson at CHI	12/18/12	Nick Young at DAL
3/11/97	Jerry Stackhouse at MIN	11/1/06	Andre Iguodala vs. ATL	1/26/13	Nick Young vs. NY
3/24/99	Allen Iverson at VAN	1/12/07	Andre Iguodala vs. MIL	4/6/13	Dorell Wright at MIA

SIXERS TRIPLE-DOUBLES (SINCE 1979-80)

PLAYER	DATE	OPPONENT	STATISTICS
Jrue Holiday.....	1/2/13.....	at Phoenix.....	16 points, 10 rebounds, 10 assists
Andre Iguodala.....	1/28/12.....	vs. Detroit.....	10 points, 10 rebounds, 10 assists
Andre Iguodala.....	3/6/11.....	vs. Golden State.....	15 points, 11 rebounds, 10 assists
Andre Iguodala.....	3/4/11.....	vs. Minnesota.....	22 points, 13 assists, 10 rebounds
Andre Iguodala.....	2/16/11.....	at Houston.....	13 points, 12 rebounds, 10 assists
Jrue Holiday.....	2/2/11.....	at New Jersey.....	11 points, 11 assists, 10 rebounds
Andre Miller.....	12/20/08.....	vs. Indiana.....	14 points, 12 assists, 10 rebounds
Andre Miller.....	4/4/09.....	vs. Detroit.....	21 points, 12 assists, 10 rebounds
Andre Iguodala.....	3/7/07.....	vs. Seattle.....	25 points, 11 rebounds, 10 assists
Andre Iguodala.....	2/2/07.....	vs. Golden State.....	25 points, 10 rebounds, 13 assists
Andre Miller.....	1/26/07.....	vs. Cleveland.....	12 points, 12 rebounds, 13 assists
Andre Iguodala.....	11/22/06.....	vs. Milwaukee.....	10 points, 10 rebounds, 10 assists
Andre Iguodala.....	3/23/05.....	vs. Detroit.....	10 points, 10 rebounds, 10 assists
Eric Snow.....	2/26/03.....	vs. Memphis.....	22 points, 10 rebounds, 11 assists
Allen Iverson.....	1/7/02.....	vs. LA Clippers.....	30 points, 10 rebounds, 11 assists
Dikembe Mutombo.....	12/1/01.....	at Chicago.....	16 points, 19 rebounds, 10 blocks
Aaron McKie.....	1/3/01.....	vs. Atlanta.....	11 points, 10 rebounds, 10 assists
Aaron McKie.....	12/30/00.....	at Sacramento.....	19 points, 10 rebounds, 14 assists
Toni Kukoc.....	3/26/00.....	at Indiana.....	19 points, 10 rebounds, 10 assists
Dana Barros.....	4/8/95.....	vs. Orlando.....	25 points, 10 rebounds, 15 assists
Clarence Weatherspoon.....	2/7/94.....	vs. Charlotte.....	15 points, 15 rebounds, 13 assists
Hersey Hawkins.....	1/27/93.....	vs. Indiana.....	25 points, 13 rebounds, 10 assists
Charles Barkley.....	3/19/90.....	at New Jersey.....	29 points, 15 rebounds, 10 assists
Charles Barkley.....	3/7/90.....	vs. New York.....	15 points, 12 rebounds, 11 assists
Charles Barkley.....	4/23/89.....	vs. Washington.....	31 points, 16 rebounds, 11 assists
Charles Barkley.....	3/1/89.....	at Sacramento.....	30 points, 15 rebounds, 11 assists
Maurice Cheeks.....	1/6/88.....	vs. Utah.....	17 points, 10 rebounds, 12 assists
Charles Barkley.....	3/27/87.....	vs. New Jersey.....	28 points, 15 rebounds, 10 assists
Charles Barkley.....	3/14/87.....	at Detroit.....	30 points, 14 rebounds, 10 assists
Charles Barkley.....	2/26/87.....	at San Antonio.....	18 points, 17 rebounds, 10 assists
Charles Barkley.....	12/19/86.....	vs. Boston.....	15 points, 14 rebounds, 14 assists
Charles Barkley.....	11/4/86.....	at Indiana.....	34 points, 10 rebounds, 14 assists
Charles Barkley.....	4/4/86.....	vs. Cleveland.....	27 points, 22 rebounds, 10 assists
Andrew Toney.....	3/24/85.....	vs. Denver.....	28 points, 11 rebounds, 12 assists
Julius Erving.....	11/20/79.....	at San Antonio.....	26 points, 10 rebounds, 10 assists

WILT'S DOUBLE TRIPLE-DOUBLE

The 76ers own the only double triple-double in history. Wilt Chamberlain did it on Feb. 2, 1968 versus Detroit at the Spectrum. He posted 22 points, 25 rebounds, and 21 assists in the game.

CUNNINGHAM'S BACK-TO-BACK-TO-BACK TRIPLE-DOUBLE

Billy Cunningham recorded the last back-to-back-to-back triple double in Sixers history:

12/20/70	vs. Portland	31 points, 27 rebounds, 11 assists
12/22/70	vs. Phoenix	25 points, 11 rebounds, 10 assists
12/25/70	vs. Detroit	21 points, 18 rebounds, 13 assists

HISTORY



ALL-TIME SEASON-BY-SEASON STATISTICS

	G	W	L	FGM	FGA	FG%	3P	3PM	3P%	FTM	FTA	FT%
1949-50	64	51	13	1869	5276	.354	—	—	—	1691	2396	.706
1950-51	66	32	34	1884	5365	.351	—	—	—	1912	2634	.726
1951-52	66	40	26	1894	5207	.364	—	—	—	1933	2589	.747
1952-53	71	47	24	1942	5329	.364	—	—	—	2197	2950	.745
1953-54	72	42	30	2054	5579	.368	—	—	—	1905	2650	.719
1954-55	72	43	29	2360	6343	.372	—	—	—	1837	2450	.750
1955-56	72	35	37	2466	6661	.370	—	—	—	2044	2703	.756
1956-57	72	38	34	2550	6915	.369	—	—	—	2075	2613	.794
1957-58	72	41	31	2823	7336	.385	—	—	—	2075	2617	.793
1958-59	72	35	37	3050	7490	.407	—	—	—	2046	2642	.775
1959-60	75	45	30	3406	8135	.419	—	—	—	2105	2687	.783
1960-61	79	38	41	3654	8746	.418	—	—	—	2278	2948	.773
1961-62	80	41	39	3706	8885	.417	—	—	—	2246	2890	.777
1962-63	80	48	32	3690	8300	.445	—	—	—	2350	3005	.782
1963-64	80	34	46	3394	8116	.418	—	—	—	2184	2851	.766
1964-65	80	40	40	3391	8028	.422	—	—	—	2221	3011	.738
1965-66	80	55	25	3650	8189	.446	—	—	—	2087	3141	.664
1966-67	81	68	13	3912	8103	.483	—	—	—	2319	3411	.680
1967-68	82	62	20	3965	8414	.471	—	—	—	2121	3338	.635
1968-69	82	55	27	3754	8274	.454	—	—	—	2238	3087	.725
1969-70	82	42	40	3915	8345	.469	—	—	—	2168	2884	.752
1970-71	82	47	35	3608	8026	.450	—	—	—	2199	2967	.741
1971-72	82	30	52	3577	8057	.444	—	—	—	2049	2825	.725
1972-73	82	9	73	3471	8264	.420	—	—	—	1598	2130	.750
1973-74	82	25	57	3371	7702	.432	—	—	—	1633	2118	.771
1974-75	82	34	48	3325	7476	.445	—	—	—	1530	2043	.749
1975-76	82	46	36	3462	7752	.447	—	—	—	1811	2469	.733
1976-77	82	50	32	3511	7322	.480	—	—	—	2012	2732	.736
1977-78	82	55	27	3628	7471	.486	—	—	—	2153	2863	.752
1978-79	82	47	35	3584	7338	.488	—	—	—	1815	2411	.753
1979-80	82	59	23	3523	7156	.492	27	125	.216	1876	2431	.772
1980-81	82	62	20	3636	7073	.514	19	84	.226	1865	2427	.768
1981-82	82	58	24	3616	6974	.518	41	139	.295	1846	2471	.747
1982-83	82	65	17	3600	7212	.499	25	109	.229	1966	2650	.742
1983-84	82	52	30	3384	6833	.495	29	107	.271	2041	2706	.754
1984-85	82	58	24	3443	6992	.492	59	224	.263	2316	2883	.803
1985-86	82	54	28	3435	7058	.487	51	224	.228	2130	2810	.758
1986-87	82	45	37	3335	6792	.491	88	340	.259	1971	2617	.753
1987-88	82	36	46	3214	6785	.474	152	471	.325	2087	2731	.764
1988-89	82	46	36	3500	7201	.486	204	646	.316	1970	2504	.787
1989-90	82	53	29	3437	7028	.489	189	543	.348	1976	2509	.788
1990-91	82	44	38	3289	6925	.475	195	618	.316	1868	2366	.790
1991-92	82	35	47	3187	6761	.471	227	680	.334	1757	2267	.775
1992-93	82	26	56	3225	7075	.456	330	941	.351	1776	2259	.786
1993-94	82	25	57	3103	6819	.455	318	942	.338	1509	2112	.714
1994-95	82	24	58	2949	6577	.448	355	936	.379	1567	2125	.737
1995-96	82	18	64	2796	6418	.436	492	1438	.342	1662	2263	.734
1996-97	82	22	60	3003	6850	.438	433	1356	.319	1776	2450	.725
1997-98	82	31	51	2837	6409	.443	243	810	.300	1734	2352	.737
1998-99	50	28	22	1656	3883	.426	98	371	.264	1073	1486	.722
1999-00	82	49	33	2993	6776	.442	208	643	.323	1577	2226	.708
2000-01	82	56	26	2902	6487	.447	262	803	.326	1697	2277	.745
2001-02	82	43	39	2804	6436	.436	214	715	.299	1639	2104	.779
2002-03	82	48	34	2975	6640	.448	245	787	.311	1746	2256	.775
2003-04	82	33	49	2682	6260	.428	339	992	.342	1512	2009	.753
2004-05	82	43	39	2946	6736	.437	505	1453	.348	1731	2194	.789
2005-06	82	38	44	3001	6546	.458	375	1031	.364	1770	2330	.760
2006-07	82	35	47	2932	6408	.458	284	823	.345	1637	2135	.767
2007-08	82	40	42	3056	6648	.460	302	952	.317	1509	2137	.706
2008-09	82	41	41	2997	6532	.459	341	1072	.318	1652	1792	.745
2009-10	82	27	55	3087	6706	.460	474	1381	.343	1366	1808	.756
2010-11	82	41	41	3125	6776	.461	443	1248	.355	1426	1851	.770
2011-12	66	35	31	2471	5516	.448	349	963	.362	889	1198	.742
2012-13	82	34	48	3059	6895	.444	518	1438	.360	1004	1752	.760





ALL-TIME SEASON-BY-SEASON STATISTICS

	Off.	Def.	REB	A	PF	DQ	STL	BS	TO	PTS	PPG	OPTS	OPPG
1949-50	—	—	—	1473	1833	—	—	—	—	5429	84.8	4907	76.7
1950-51	—	—	3259	1493	1995	64	—	—	—	5680	86.1	5644	85.5
1951-52	—	—	3603	1373	1970	49	—	—	—	5721	86.7	5427	82.2
1952-53	—	—	3472	1459	2132	49	—	—	—	6081	85.6	5775	81.3
1953-54	—	—	3652	1541	1852	28	—	—	—	6013	83.5	5660	78.6
1954-55	—	—	3933	1778	1658	20	—	—	—	6557	91.1	6457	89.7
1955-56	—	—	4060	1710	1783	32	—	—	—	6976	96.9	6975	96.9
1956-57	—	—	4350	1282	1809	34	—	—	—	7175	99.7	7277	101.1
1957-58	—	—	4895	1298	1820	28	—	—	—	7721	107.2	7564	105.1
1958-59	—	—	4900	1340	1961	44	—	—	—	8146	113.1	7855	109.1
1959-60	—	—	5404	1776	1940	39	—	—	—	8917	118.9	8730	116.4
1960-61	—	—	5726	1824	2279	43	—	—	—	9586	121.3	9416	119.2
1961-62	—	—	5759	1791	2344	53	—	—	—	9568	120.7	9473	118.4
1962-63	—	—	5511	1842	2179	33	—	—	—	9730	121.6	9247	117.8
1963-64	—	—	5132	1543	2251	38	—	—	—	8972	112.2	9821	116.5
1964-65	—	—	5246	1692	2096	53	—	—	—	9003	112.5	9015	112.7
1965-66	—	—	5652	1905	2094	39	—	—	—	9387	117.3	9103	112.7
1966-67	—	—	5701	2138	1906	30	—	—	—	10,143	125.2	9378	115.8
1967-68	—	—	5914	2197	1851	24	—	—	—	10,051	122.6	9346	114.0
1968-69	—	—	5216	1914	2145	43	—	—	—	9746	118.9	9332	113.8
1969-70	—	—	5200	2127	2196	47	—	—	—	9998	121.9	9718	118.5
1970-71	—	—	4437	1976	2168	34	—	—	—	9415	114.8	9288	113.3
1971-72	—	—	4318	1920	2203	50	—	—	—	9203	112.2	9504	115.9
1972-73	—	—	4174	1688	1984	28	—	—	—	8540	104.1	9531	116.2
1973-74	1182	2626	3808	1799	1964	25	756	220	1665	8295	101.2	8817	107.5
1974-75	1200	2706	3906	1709	1974	34	576	263	1591	8180	99.8	8431	102.8
1975-76	1385	2684	4069	1658	2187	35	809	367	1729	8735	106.5	8714	106.3
1976-77	1293	2752	4045	1966	2074	18	814	561	1915	9034	110.2	8711	106.2
1977-78	1299	2694	3993	2220	2188	20	800	548	1752	9409	114.7	8987	109.6
1978-79	1149	2712	3861	2253	2072	26	779	599	1771	8983	109.5	8831	107.7
1979-80	1187	2635	3822	2226	1860	17	792	652	1708	8949	109.1	8603	104.9
1980-81	1091	2618	3709	2369	2061	21	857	591	1702	9156	111.7	8512	103.8
1981-82	1031	2389	3420	2264	2183	18	856	622	1474	9119	111.2	8649	105.5
1982-83	1334	2596	3930	2016	4041	11	812	577	1627	9191	112.1	8562	104.4
1983-84	1181	2382	3563	2032	2040	13	807	653	1628	8838	107.8	8658	105.6
1984-85	1301	2364	3665	1999	1971	11	817	534	1575	9261	112.9	8925	108.8
1985-86	1326	2378	3704	2017	1798	13	862	490	1595	9051	110.4	8858	108.0
1986-87	1178	2327	3505	1943	1774	15	768	540	1519	8729	106.5	8745	106.6
1987-88	1219	2307	3526	1897	1866	20	672	465	1433	8667	105.7	8785	107.1
1988-89	1143	2356	3499	2110	1721	8	689	354	1214	9174	111.9	9051	110.4
1989-90	1111	2406	3517	1932	1697	10	687	365	1209	9039	110.2	8630	105.2
1990-91	984	2496	3480	1824	1629	11	678	479	1230	8641	105.4	8656	105.6
1991-92	1058	2309	3367	1755	1582	8	692	482	1238	8358	101.9	8462	103.2
1992-93	1031	2431	3462	2038	1604	9	672	566	1362	8556	104.3	9029	110.1
1993-94	1012	2394	3406	1827	1488	7	663	525	1368	8033	98.0	8568	105.6
1994-95	1105	2230	3335	1566	1835	34	643	576	1355	7820	95.4	8236	100.4
1995-96	1031	2161	3192	1629	1777	16	643	420	1414	7746	94.5	8566	104.5
1996-97	1267	2355	3622	1695	1733	24	683	394	1437	8215	100.2	8715	106.7
1997-98	1125	2294	3419	1729	1878	16	729	490	1354	7651	93.3	7847	95.7
1998-99	729	1428	2157	934	1152	18	542	271	822	4483	89.7	4380	87.6
1999-00	1147	2468	3615	1817	1939	17	791	386	1284	7771	94.8	7661	93.4
2000-01	1075	2600	3675	1692	1673	11	690	408	2927	763	94.7	7412	90.4
2001-02	1092	2534	3626	1638	1645	7	705	363	1256	7461	91.0	7330	89.4
2002-03	1042	2415	3457	1771	1804	19	844	284	1212	7941	96.8	7752	94.5
2003-04	941	2408	3349	1640	1701	11	654	358	1307	7215	88.0	7419	90.9
2004-05	909	2536	3445	1710	1878	19	756	321	1274	8128	99.1	8189	99.5
2005-06	873	2425	3298	1653	1712	18	651	404	1159	8147	99.4	8307	101.3
2006-07	899	2353	3252	1669	1671	14	590	390	1258	7785	94.9	8033	98.0
2007-08	1067	2370	3437	1673	1620	7	712	400	1172	7923	96.6	7889	96.2
2008-09	1039	2336	3375	1647	1650	5	658	415	1157	7987	97.4	7981	97.3
2009-10	941	2421	3362	1723	1677	10	667	439	1192	8014	97.7	8334	101.6
2010-11	850	2578	3428	1861	1592	10	621	355	1063	8119	99.0	7996	97.5
2011-12	704	2144	2848	1453	1157	7	526	738	340	6180	93.6	5900	89.4
2012-13	896	2493	3389	1867	1505	6	609	1070	384	7640	93.2	7914	96.5

HISTORY



SEASON-BY-SEASON RECORD BREAKDOWN

YEAR	COACH	W-L	PCT.	HOME	AWAY	NEUTRAL	GB	POS
1949-50	Al Cervi	51-13	.797	31-1	15-12	5-0	--	1st
1950-51	Al Cervi	32-34	.485	24-9	8-25		8	4th
1951-52	Al Cervi	40-26	.606	26-7	12-18	2-1	--	1st
1952-53	Al Cervi	47-24	.662	32-2	10-19	5-3	--	2nd
1953-54	Al Cervi	42-30	.583	26-6	11-18	5-6	2	T-2nd
1954-55	Al Cervi	43-29	.597	25-7	10-16	8-6	--	1st*
1955-56	Al Cervi	35-37	.486	23-8	9-19	3-10	10	3rd
1956-57	Al Cervi-Paul Seymour	38-34	.528	22-9	12-19	4-6	6	2nd
1957-58	Paul Seymour	41-31	.569	26-5	9-21	6-5	8	2nd
1958-59	Paul Seymour	35-37	.486	19-12	12-17	4-8	17	3rd
1959-60	Paul Seymour	45-30	.600	26-4	11-19	8-7	14	3rd
1960-61	Alex Hannum	38-41	.481	19-9	8-21	11-11	19	3rd
1961-62	Alex Hannum	41-39	.512	18-10	11-19	12-10	19	3rd
1962-63	Alex Hannum	48-32	.600	23-5	13-19	12-8	10	2nd
1963-64	Dolph Schayes	34-46	.425	18-12	12-22	4-12	25	3rd
1964-65	Dolph Schayes	40-40	.500	13-12	9-21	18-7	22	3rd
1965-66	Dolph Schayes	55-25	.688	22-3	20-17	13-5	--	1st
1966-67	Alex Hannum	68-13	.840	28-2	26-8	14-3	--	1st*
1967-68	Alex Hannum	62-20	.756	27-8	25-12	10-0	--	1st
1968-69	Jack Ramsay	55-27	.671	26-8	24-16	5-3	2	2nd
1969-70	Jack Ramsay	42-40	.512	22-16	16-22	4-2	18	4th
1970-71	Jack Ramsay	47-35	.573	24-15	21-18	2-2	5	2nd
1971-72	Jack Ramsay	30-52	.366	14-23	14-26	2-3	26	3rd
1972-73	Roy Rubin-Kevin Loughery	9-73	.110	5-27	2-35	2-11	59	4th
1973-74	Gene Shue	25-57	.305	14-23	9-30	2-4	26	4th
1974-75	Gene Shue	34-48	.415	20-21	14-27	--	31	4th
1975-76	Gene Shue	46-36	.561	34-7	12-29	--	8	T-2nd
1976-77	Gene Shue	50-32	.610	32-9	18-23	--	--	1st
1977-78	Gene Shue-Billy Cunningham	55-27	.671	37-4	18-23	--	--	1st
1978-79	Billy Cunningham	47-35	.573	31-10	16-25	--	7	2nd
1979-80	Billy Cunningham	59-23	.720	36-5	23-18	--	2	2nd
1980-81	Billy Cunningham	62-20	.756	37-4	25-16	--	--	T-1st
1981-82	Billy Cunningham	58-24	.707	32-9	26-15	--	--	2nd
1982-83	Billy Cunningham	65-17	.793	35-6	30-11	--	--	1st*
1983-84	Billy Cunningham	52-30	.634	32-9	20-21	--	10	2nd
1984-85	Billy Cunningham	58-24	.707	34-7	24-17	--	5	2nd
1985-86	Matt Guokas	54-28	.659	31-10	23-18	--	13	2nd
1986-87	Matt Guokas	45-37	.549	28-13	17-24	--	14	2nd
1987-88	Matt Guokas-Jim Lynam	36-46	.439	27-14	9-32	--	21	4th
1988-89	Jim Lynam	46-36	.561	30-11	16-25	--	6	2nd
1989-90	Jim Lynam	53-29	.646	34-7	19-22	--	--	1st
1990-91	Jim Lynam	44-38	.537	29-12	15-26	--	12	2nd
1991-92	Jim Lynam	35-47	.427	23-18	12-29	--	16	5th
1992-93	Doug Moe-Fred Carter	26-56	.317	15-26	11-30	--	34	6th
1993-94	Fred Carter	25-57	.305	15-26	10-31	--	32	6th
1994-95	John Lucas	24-58	.293	14-27	10-31	--	33	6th
1995-96	John Lucas	18-64	.220	11-30	7-34	--	42	7th
1996-97	Johnny Davis	22-60	.268	11-30	11-30	--	39	6th
1997-98	Larry Brown	31-51	.378	19-22	12-29	--	24	7th
1998-99	Larry Brown	28-22	.560	17-8	11-14	--	5	3rd
1999-00	Larry Brown	49-33	.598	29-12	20-21	--	3	3rd
2000-01	Larry Brown	56-26	.683	29-12	27-14	--	--	1st
2001-02	Larry Brown	43-39	.524	22-19	21-20	--	9	6th
2002-03	Larry Brown	48-34	.585	25-16	23-18	--	2	4th
2003-04	Randy Ayers-Chris Ford	33-49	.402	21-20	12-29	--	14	5th
2004-05	Jim O'Brien	43-39	.524	25-16	18-23	--	2	3rd
2005-06	Maurice Cheeks	38-44	.463	23-18	15-26	--	11	2nd
2006-07	Maurice Cheeks	35-47	.427	21-20	14-27	--	12	3rd
2007-08	Maurice Cheeks	40-42	.488	22-19	18-23	--	26	3rd
2008-09	Maurice Cheeks-Tony DiLeo	41-41	.500	24-17	17-24	--	21	2nd
2009-10	Eddie Jordan	27-55	.329	12-29	15-26	--	23	4th
2010-11	Doug Collins	41-41	.500	26-15	15-26	--	15	3rd
2011-12	Doug Collins	35-31	.530	19-14	16-17	--	4	3rd
2012-13	Doug Collins	34-48	.415	23-18	11-30	--	20	4th
FRANCHISE TOTALS		2679-2379	.530	1548-833	980-1413	161-133		
				.650	.410	.548		





SEASON-BY-SEASON MONTHLY RECORD BREAKDOWN

	OCT. W-L	NOV. W-L	DEC. W-L	JAN. W-L	FEB. W-L	MARCH W-L	APRIL W-L	MAY W-L	TOTAL W-L
1949-50	-	13-1	11-3	9-3	11-4	7-2	-	-	51-13
1950-51	-	7-7	7-7	7-7	7-7	4-6	-	-	32-34
1951-52	-	10-3	7-8	12-2	6-8	5-5	-	-	40-26
1952-53	-	9-4	9-7	11-4	10-6	8-3	-	-	47-24
1953-54	0-1	9-7	9-6	11-5	7-9	6-2	-	-	42-30
1954-55	0-1	9-3	8-9	8-8	12-5	6-3	-	-	43-29
1955-56	-	6-6	8-8	6-11	11-7	4-5	-	-	35-37
1956-57	2-0	2-10	6-7	13-7	11-6	4-4	-	-	38-34
1957-58	1-1	6-8	11-5	10-8	10-7	3-2	-	-	41-31
1958-59	1-1	6-9	7-7	11-7	6-10	4-3	-	-	35-37
1959-60	2-2	9-5	7-7	11-9	12-6	4-1	-	-	45-30
1960-61	1-3	5-7	8-8	10-9	12-6	2-8	-	-	38-41
1961-62	3-3	6-7	5-12	11-8	11-6	5-3	-	-	41-39
1962-63	4-1	9-5	6-9	9-8	14-6	6-3	-	-	48-32
1963-64	2-3	6-7	8-7	7-11	7-10	4-8	-	-	34-46
1964-65	3-4	8-6	8-8	8-7	9-7	4-8	-	-	40-40
1965-66	3-0	9-8	9-5	13-4	10-7	11-1	-	-	55-25
1966-67	5-0	15-2	15-1	12-3	11-4	10-3	-	-	68-13
1967-68	5-1	10-6	15-2	8-6	14-2	10-3	-	-	62-20
1968-69	3-2	9-4	14-4	9-7	12-5	8-5	-	-	55-27
1969-70	4-2	6-11	11-6	8-7	7-8	6-6	-	-	42-40
1970-71	6-4	9-8	9-6	10-6	7-6	6-5	-	-	47-35
1971-72	7-2	4-10	4-12	7-7	4-10	4-11	-	-	30-52
1972-73	0-9	2-13	1-13	1-16	5-9	0-13	-	-	9-73
1973-74	2-7	6-8	3-12	4-8	5-11	5-11	-	-	25-57
1974-75	3-3	4-10	7-8	6-9	7-7	7-8	0-3	-	34-48
1975-76	2-1	10-5	9-5	8-8	6-8	7-7	4-2	-	46-36
1976-77	3-2	8-6	7-6	11-3	7-5	11-6	3-4	-	50-32
1977-78	2-3	14-2	6-6	10-3	9-5	12-3	2-5	-	55-27
1978-79	5-1	9-5	9-5	6-7	6-8	9-8	3-1	-	47-35
1979-80	8-1	10-6	9-4	11-3	10-3	11-6	-	-	59-23
1980-81	8-2	15-1	10-4	11-3	10-3	8-7	-	-	62-20
1981-82	2-0	11-1	9-5	8-8	10-2	10-6	8-2	-	58-24
1982-83	2-0	11-3	11-2	14-1	11-1	11-5	5-5	-	65-17
1983-84	2-0	11-3	8-4	8-7	6-9	13-3	4-4	-	52-30
1984-85	3-0	9-4	12-2	12-3	10-4	8-7	4-4	-	58-24
1985-86	2-1	7-7	10-4	11-5	8-4	11-6	5-1	-	54-28
1986-87	1-0	9-4	6-10	10-5	5-7	9-6	5-5	-	45-37
1987-88	-	5-6	7-7	7-9	4-10	9-6	4-8	-	36-46
1988-89	-	10-5	5-9	9-5	6-5	9-7	7-5	-	46-36
1989-90	-	8-4	7-9	12-3	8-5	11-5	7-3	-	53-29
1990-91	-	10-6	9-4	4-9	8-5	9-8	4-6	-	44-38
1991-92	-	7-9	6-7	9-7	5-8	4-11	4-5	-	35-47
1992-93	-	3-8	5-9	9-7	2-9	2-15	5-8	-	26-56
1993-94	-	4-10	6-7	8-7	2-11	1-14	4-8	-	25-57
1994-95	-	4-8	6-10	2-13	4-9	4-10	4-8	-	24-58
1995-96	-	2-10	3-12	3-12	3-10	3-14	4-6	-	18-64
1996-97	-	7-8	1-12	2-14	5-7	5-9	2-10	-	22-60
1997-98	0-1	4-8	3-12	7-8	5-8	7-9	5-5	-	31-51
1998-99	-	-	-	-	8-5	7-9	11-6	2-2	28-22
1999-00	-	8-8	9-7	7-5	7-5	11-5	7-3	-	49-33
2000-01	1-0	11-2	9-6	13-3	9-5	7-6	6-4	-	56-16
2001-02	0-1	7-6	5-11	11-4	5-6	10-7	5-4	-	43-39
2002-03	1-1	13-3	5-8	6-10	8-2	11-5	4-5	-	48-34
2003-04	1-1	8-8	5-9	6-9	4-9	8-7	1-6	-	33-49
2004-05	-	6-7	7-8	8-8	5-6	9-7	8-3	-	43-39
2005-06	-	8-8	7-7	8-7	5-6	5-10	5-6	-	38-44
2006-07	-	5-9	3-13	7-10	5-6	9-6	6-3	-	35-47
2007-08	0-1	5-9	9-7	4-11	8-5	11-4	3-5	-	40-42
2008-09	1-1	6-9	6-8	10-5	6-6	9-6	3-6	-	41-41
2009-10	2-1	3-12	4-10	7-8	6-5	4-13	1-6	-	27-55
2010-11	0-3	5-10	8-7	8-6	9-3	9-7	2-5	-	41-41
2011-12	-	-	2-2	13-4	6-9	8-8	6-8	-	35-31
2012-13	1-0	9-6	4-11	5-9	3-8	8-9	4-5	-	34-48
TOTALS	104-71	476-401	460-456	537-436	482-411	453-419	165-183	2-2	2679-2379
Winning Pct.	.594	.543	.502	.552	.540	.519	.474	.500	.530

*denotes NBA Championship

HISTORY



OPENING NIGHT STARTING LINEUPS (SINCE 1963-64)

SEASON	GUARD	GUARD	FORWARD	FORWARD	CENTER
1963-64	Greer	Costello	Shaffer	Walker	Kerr
1964-65	Greer	Neumann	Walker	Greenspan	Kerr
1965-66	Greer	Bianchi	Walker	Jackson	Chamberlain
1966-67	Greer	Costello	Jackson	Walker	Chamberlain
1967-68	Greer	W. Jones	Jackson	Walker	Chamberlain
1968-69	Greer	W. Jones	Walker	Cunningham	Jackson
1969-70	Greer	Clark	Washington	Cunningham	Jackson
1970-71	Clark	W. Jones	Cunningham	Washington	Jackson
1971-72	Clark	Greer	Cunningham	Washington	Jackson
1972-73	Carter	Greer	Bridges	Block	Awtrey
1973-74	Carter	Boyd	Van Arsdale	Mix	Ellis
1974-75	Boyd	Collins	Mix	Van Arsdale	Ellis
1975-76	Carter	Collins	Cunningham	McGinnis	Catchings
1976-77	Collins	Free	McGinnis	Mix	Catchings
1977-78	Bibby	Collins	McGinnis	Mix	Dawkins
1978-79	Cheeks	Collins	Erving	B. Jones	C. Jones
1979-80	Collins	Cheeks	Erving	C. Jones	Dawkins
1980-81	Cheeks	Collins	Erving	C. Jones	Dawkins
1981-82	Cheeks	Hollins	Erving	C. Jones	D. Dawkins
1982-83	Cheeks	Toney	Erving	Iavaroni	Malone
1983-84	Cheeks	Toney	Erving	Iavaroni	Malone
1984-85	Cheeks	Toney	Erving	Iavaroni	Malone
1985-86	Cheeks	Thompson	Erving	Iavaroni	Malone
1986-87	Erving	Cheeks	Barkley	Barkley	Ruland
1987-88	Cheeks	Wingate	Hinson	Barkley	McCormick
1988-89	Cheeks	Hawkins	Robinson	Barkley	Gminski
1989-90	Hawkins	J. Dawkins	Barkley	Payne	Gminski
1990-91	J. Dawkins	Hawkins	Barkley	Mahorn	Gminski
1991-92	J. Dawkins	Hawkins	Anderson	Barkley	Gilliam
1992-93	Hornacek	Hawkins	Weatherspoon	Gilliam	Lang
1993-94	Dawkins	Hornacek	Weatherspoon	Kidd	Bradley
1994-95	Barros	Malone	Weatherspoon	Wright	Bradley
1995-96	Maxwell	Stackhouse	Dumas	Weatherspoon	Bradley
1996-97	Stackhouse	Iverson	Jim Jackson	Weatherspoon	Coleman
1997-98	Stackhouse	Iverson	Jim Jackson	Weatherspoon	Coleman
1998-99	Iverson	Snow	Lynch	Ratliff	Geiger
1999-00	Iverson	Snow	Lynch	Owens	Hill
2000-01	Iverson	Snow	Hill	Lynch	Ratliff
2001-02	Bell	Claxton	Coleman	Harpring	Mutombo
2002-03	Iverson	Snow	McKie	Van Horn	MacCulloch
2003-04	Iverson	Snow	Salmons	Thomas	Coleman
2004-05	Iverson	McKie	Iguodala	Thomas	Jackson
2005-06	Iverson	Iguodala	Korver	Webber	Hunter
2006-07	Ollie	Iverson	Iguodala	Webber	Dalembert
2007-08	Miller	Green	Iguodala	Evans	Dalembert
2008-09	Miller	Iguodala	Young	Brand	Dalembert
2009-10	Williams	Iguodala	Young	Brand	Dalembert
2010-11	Holiday	Iguodala	Kapono	Brand	Hawes
2011-12	Holiday	Meeks	Iguodala	Brand	Hawes
2012-13	Holiday	Richardson	Turner	T. Young	Allen





ALL-TIME OPENING GAME RESULTS

FIRST HOME GAME OF SEASON

SYRACUSE NATIONALS				
1949-50	W	2,476	vs. Denver*	78-58
1950-51	W	3,476	vs. Fort Wayne*	92-77
1951-52	W	4,520	vs. Fort Wayne*	90-75
1952-53	W	4,026	vs. Philadelphia	117-91
1953-54	W	7,859	vs. Philadelphia	85-61
1954-55	L	3,783	vs. Minneapolis*	97-94
1955-56	W	3,789	vs. Fort Wayne* (OT)	114-113
1956-57	W	3,567	vs. Rochester*	91-75
1957-58	W	7,112	vs. Philadelphia*	103-85
1958-59	W	3,154	vs. Detroit*	103-94
1959-60	L	4,803	vs. Boston*	121-109
1960-61	L	4,677	vs. Philadelphia*	133-123
1961-62	W	3,665	vs. Chicago*	123-103
1962-63	W	5,611	vs. LA Lakers*	108-102
PHILADELPHIA 76ERS				
1963-64	L	6,850	vs. Detroit	124-121
1964-65	W	2,260	vs. Detroit*	125-113
1965-66	W	5,190	vs. Detroit	120-103
1966-67	W	8,402	vs. New York*	128-112
(SPECTRUM)				
1967-68	W	9,106	vs. LA Lakers*	103-87
1968-69	W	15,244	vs. LA Lakers*	114-96
1969-70	W	10,057	vs. LA Lakers*	131-126
1970-71	W	7,035	vs. Chicago*	110-107
1971-72	W	10,635	vs. Seattle	100-93
1972-73	L	6,257	vs. Seattle	105-100
1973-74	L	4,564	vs. Houston*	104-88
1974-75	W	8,939	vs. New Orleans*	112-99
1975-76	W	18,020	vs. LA Lakers	117-114
1976-77	L	17,196	vs. San Antonio*	121-118
1977-78	W	14,148	vs. Detroit*	113-96
1978-79	W	18,276	vs. LA Lakers*	110-102
1979-80	W	13,503	vs. Houston	113-105
1980-81	L	15,136	vs. Milwaukee*	106-103
1981-82	W	14,102	vs. Cleveland*	128-104
1982-83	W	18,482	vs. New Jersey*	110-99
1983-84	W	16,167	vs. Washington*	117-114
1984-85	W	11,892	vs. Cleveland*	111-101
1985-86	W	8,925	vs. Detroit (OT)	132-125
1986-87	W	10,247	vs. Indiana*	108-104
1987-88	W	12,287	vs. Indiana*	108-95
1988-89	W	13,468	vs. LA Clippers*	129-110
1989-90	L	13,893	vs. Milwaukee*	102-96
1990-91	W	15,678	vs. New Jersey (OT)	112-110
1991-92	L	13,170	vs. Orlando	122-115
1992-93	L	12,608	vs. New Jersey*	114-111
1993-94	W	14,531	vs. Washington*	94-82
1994-95	L	16,114	vs. Milwaukee*	91-86
1995-96	W	18,168	vs. Washington*	105-103
(WELLS FARGO CENTER)				
1996-97	L	20,444	vs. Milwaukee*	111-103
1997-98	L	12,199	vs. Milwaukee*	103-88
1998-99	W	20,143	vs. Orlando	95-75
1999-00	W	19,402	vs. Seattle	117-98
2000-01	W	19,817	vs. Toronto	104-98
2001-02	L	20,230	vs. Dallas	99-92
2002-03	W	19,569	vs. Milwaukee	95-93
2003-04	W	18,295	vs. Miami*	89-74
2004-05	L	19,385	vs. Phoenix	98-108
2005-06	L	17,705	vs. Milwaukee* (OT)	108-117
2006-07	W	17,119	vs. Atlanta*	88-75
2007-08	L	19,706	vs. New Jersey	88-93
2008-09	L	15,750	vs. Toronto*	84-95
2009-10	W	14,638	vs. Milwaukee	99-86
2010-11	L	20,389	vs. Miami*	87-97
2011-12	W	19,408	vs. Detroit	96-73
2012-13	W	19,101	vs. Denver*	84-75

FIRST ROAD GAME OF SEASON

SYRACUSE NATIONALS			
1949-50	L	at St. Louis	73-67
1950-51	L	at New York (OT)	74-72
1951-52	L	at Baltimore	91-82
1952-53	L	at Philadelphia* (OT)	86-84
1953-54	L	at Philadelphia*	79-73
1954-55	L	at Boston	107-84
1955-56	L	at Rochester	83-80
1956-57	W	at St. Louis	75-73
1957-58	L	at Cincinnati	110-100
1958-59	W	at Philadelphia	103-98
1959-60	L	at Detroit	117-102
1960-61	L	at St. Louis	123-100
1961-62	L	at St. Louis	110-107
1962-63	W	at New York	123-119
PHILADELPHIA 76ERS			
1963-64	W	at Detroit*	117-115
1964-65	L	at St. Louis	126-86
1965-66	W	at Baltimore*	133-101
1966-67	W	at Baltimore	141-112
1967-68	W	Detroit at NY	124-102
1968-69	W	at Baltimore	124-121
1969-70	W	at Cincinnati	134-123
1970-71	W	at Cincinnati	123-105
1971-72	W	at Chicago*	114-100
1972-73	L	at Chicago*	95-89
1973-74	W	at Houston	106-101
1974-75	W	at New York	99-86
1975-76	W	at Chicago*	110-103
1976-77	L	at Buffalo	108-105
1977-78	L	at Portland	98-94
1978-79	W	at Detroit	126-117
1979-80	W	at Washington*	93-92
1980-81	W	at Washington	126-120
1981-82	W	at Atlanta	108-106
1982-83	W	at New York*	104-89
1983-84	W	at Indiana (OT)	124-112
1984-85	W	at Atlanta	111-108
1985-86	W	at New York*	99-89
1986-87	L	at Indiana (2OT)	125-121
1987-88	L	at Chicago	104-94
1988-89	L	at Milwaukee	114-103
1989-90	L	at Minnesota (OT)	125-118
1990-91	W	at Chicago*	124-116
1991-92	L	at Chicago*	110-90
1992-93	L	at New York	89-85
1993-94	L	at Orlando	114-89
1994-95	L	at Orlando	122-107
1995-96	L	at Charlotte	119-108
1996-97	L	at Chicago	115-86
1997-98	L	at Chicago	94-74
1998-99	W	at Charlotte*	78-66
1999-00	L	at San Antonio*	89-76
2000-01	W	at New York*	101-72
2001-02	L	at Minnesota*	83-74
2002-03	L	at Orlando*	95-88
2003-04	L	at Sacramento	100-89
2004-05	W	at Boston*	98-95
2005-06	L	at Detroit	88-108
2006-07	W	at Orlando	105-103
2007-08	L	at Toronto*	97-106
2008-09	L	at Atlanta	88-95
2009-10	L	at Orlando*	106-120
2010-11	L	at Indiana	86-99
2011-12	L	at Portland*	103-107
2012-13	L	at New York	84-100

76ERS SEASON OPENING RECORD

	76ERS ONLY	NATIONALS ONLY	TOTAL
First Home Game:	33-17	11-3	44-20
First Away Game:	24-26	3-11	27-37
Season Opener:	31-19	9-5	40-24

HISTORY



BIGGEST WINS & LOSSES

OPPONENT	BIGGEST WIN	POINT MARGIN	DATE	SITE
Tri/StL/Atlanta Hawks	132-85	47	12/08/82	at Philadelphia
Boston Celtics	138-96	42	10/29/66	at Philadelphia
Charlotte Bobcats	112-80	32	03/11/05	at Philadelphia
Chicago Bulls	121-80	41	11/11/80	at Chicago
Cleveland Cavaliers	141-87	54	11/02/70	at Philadelphia
Dallas Mavericks	133-101	32	02/23/83	at Philadelphia
Denver Nuggets	132-101	31	11/05/77	at Philadelphia
Fort Wayne/Detroit Pistons	114-75	39	03/25/81	at Philadelphia
S.F./G.S. Warriors	137-91	46	12/14/68	at Philadelphia
S.D./Houston Rockets	134-103	31	03/05/68	at Philadelphia
Indiana Pacers	130-103	27	11/13/80	at Indiana
Buf/S.D./L.A. Clippers	149-118	31	03/29/78	at Philadelphia
Minn./L.A.Lakers	98-67	31	11/02/51	at Syracuse
Vancouver/Memphis Grizzlies	120-101	19	4/10/10	at Memphis
Miami Heat	139-108	31	02/22/89	at Miami
Milwaukee Bucks	136-92	44	11/16/68	at Philadelphia
Minnesota Timberwolves	109-71	38	11/25/94	at Minnesota
New Jersey Nets	142-107	35	02/05/86	at Philadelphia
Charlotte/New Orleans Hornets	95-74	21	12/01/00	at Philadelphia
	105-87	21	11/25/02	at Philadelphia
New York Knicks	162-100	62*	12/25/60	at Syracuse
Seattle SuperSonics/Oklahoma City	160-122	38	12/20/67	at Seattle
Orlando Magic	112-88	24	01/31/92	at Philadelphia
Phoenix Suns	159-125	34	02/15/70	at Philadelphia
Portland Trail Blazers	88-60	28	03/06/03	at Portland
Roch/Cin/K.C./Sacramento Kings	124-87	37	11/16/60	at Syracuse
San Antonio Spurs	135-102	33	01/07/81	at Philadelphia
Toronto Raptors	97-62	35	1/7/12	at Philadelphia
Utah Jazz	114-89	25	02/05/90	at Philadelphia
Chi/Balt/Washington Wizards	143-104	39	11/12/76	at Philadelphia

* denotes largest margin of victory in franchise history

OPPONENT	WORST LOSS	POINT MARGIN	DATE	SITE
Tri/StL/Atlanta Hawks	93-105	42	04/05/89	at Atlanta
Boston Celtics	87-124	37	12/20/87	at Boston
Charlotte Bobcats	84-103	19	3/31/10	at Charlotte
Chicago Bulls	76-121	45	12/21/10	at Chicago
Cleveland Cavaliers	67-110	43	01/15/94	at Cleveland
Dallas Mavericks	83-102	19	01/04/03	at Dallas
Denver Nuggets	75-105	30	02/23/95	at Denver
Fort Wayne/Detroit Pistons	78-115	37	12/20/97	at Detroit
Phila/S.F./G.S. Warriors	51-108	43	11/09/61	at Philadelphia
S.D./Houston Rockets	74-124	50	03/18/07	at Philadelphia
Indiana Pacers	88-133	45	04/22/94	at Indiana
Buf/S.D./L.A. Clippers	72-101	29	3/20/13	at Los Angeles
Minn./L.A.Lakers	103-143	40	11/10/71	at Philadelphia
	95-135	40	11/19/72	at Los Angeles
Vancouver/Memphis Grizzlies	102-118	16	01/17/07	at Memphis
Miami Heat	83-120	37	03/05/94	at Miami
Milwaukee Bucks	95-128	33	04/15/87	at Milwaukee
Minnesota Timberwolves	84-119	35	12/08/04	at Philadelphia
New Jersey Nets	89-123	34	01/15/86	at Philadelphia
Charlotte/New Orleans Hornets	84-136	52	02/27/92	at Charlotte
New York Knicks	91-139	48	11/29/72	at Philadelphia
	82-130	48	04/21/94	at New York
Seattle SuperSonics/Oklahoma City	93-149	56**	03/06/93	at Seattle
Orlando Magic	83-129	46	02/17/95	at Orlando
Phoenix Suns	97-127	30	11/14/86	at Phoenix
Portland Trail Blazers	104-146	42	11/05/76	at Portland
Roch/Cin/K.C./Sacramento Kings	98-154	56**	01/02/93	at Sacramento
San Antonio Spurs	72-105	32	12/01/04	at San Antonio
Toronto Raptors	90-112	22	04/02/97	at Philadelphia
Utah Jazz	69-98	29	12/28/02	at Utah
Chi/Balt/Washington Wizards	75-108	33	02/09/74	at Capital

** denotes largest margin of defeat in franchise history





RECORD BREAKDOWN

ALL-TIME RECORD BY DIVISION

The NBA divided into four divisions - Atlantic, Central, Midwest and Pacific - beginning in 1970-71 until 2003-04

<p>1970-71</p> <p>Atlantic.....10-6 Central.....13-9 Midwest.....9-11 Pacific.....15-9</p> <p>1971-72</p> <p>Atlantic.....6-12 Central.....9-11 Midwest.....7-13 Pacific.....8-16</p> <p>1972-73</p> <p>Atlantic.....2-20 Central.....2-22 Midwest.....3-13 Pacific.....2-18</p> <p>1973-74</p> <p>Atlantic.....5-17 Central.....8-16 Midwest.....6-10 Pacific.....6-14</p> <p>1974-75</p> <p>Atlantic.....11-15 Central.....8-12 Midwest.....7-9 Pacific.....8-12</p> <p>1975-76</p> <p>Atlantic.....9-12 Central.....13-12 Midwest.....12-4 Pacific.....12-8</p> <p>1976-77</p> <p>Atlantic.....11-5 Central.....17-7 Midwest.....14-9 Pacific.....8-11</p> <p>1977-78</p> <p>Atlantic.....14-2 Central.....14-10 Midwest.....15-8 Pacific.....12-7</p> <p>1978-79</p> <p>Atlantic.....9-7 Central.....16-8 Midwest.....12-7 Pacific.....10-13</p> <p>1979-80</p> <p>Atlantic.....19-5 Central.....25-11 Midwest.....7-3 Pacific.....8-4</p>	<p>1980-81</p> <p>Atlantic.....15-9 Central.....27-7 Midwest.....11-1 Pacific.....9-3</p> <p>1981-82</p> <p>Atlantic.....16-8 Central.....24-10 Midwest.....8-4 Pacific.....10-2</p> <p>1982-83</p> <p>Atlantic.....15-9 Central.....29-5 Midwest.....11-1 Pacific.....10-2</p> <p>1983-84</p> <p>Atlantic.....15-9 Central.....20-14 Midwest.....10-2 Pacific.....7-5</p> <p>1984-85</p> <p>Atlantic.....15-9 Central.....25-9 Midwest.....7-5 Pacific.....11-1</p> <p>1985-86</p> <p>Atlantic.....15-9 Central.....23-11 Midwest.....8-4 Pacific.....8-4</p> <p>1986-87</p> <p>Atlantic.....12-12 Central.....17-17 Midwest.....8-4 Pacific.....8-4</p> <p>1987-88</p> <p>Atlantic.....12-12 Central.....13-21 Midwest.....6-6 Pacific.....5-7</p> <p>1988-89</p> <p>Atlantic.....19-11 Central.....12-14 Midwest.....8-4 Pacific.....7-7</p> <p>1989-90</p> <p>Atlantic.....19-7 Central.....18-10 Midwest.....8-6 Pacific.....8-6</p>	<p>1990-91</p> <p>Atlantic.....14-12 Central.....18-10 Midwest.....5-9 Pacific.....7-7</p> <p>1991-92</p> <p>Atlantic.....15-13 Central.....8-20 Midwest.....6-6 Pacific.....6-8</p> <p>1992-93</p> <p>Atlantic.....11-17 Central.....7-21 Midwest.....4-8 Pacific.....4-10</p> <p>1993-94</p> <p>Atlantic.....7-21 Central.....10-18 Midwest.....5-7 Pacific.....3-11</p> <p>1994-95</p> <p>Atlantic.....12-16 Central.....4-24 Midwest.....2-10 Pacific.....6-8</p> <p>1995-96</p> <p>Atlantic.....5-19 Central.....7-23 Midwest.....5-9 Pacific.....1-13</p> <p>1996-97</p> <p>Atlantic.....11-14 Central.....3-26 Midwest.....5-9 Pacific.....3-11</p> <p>1997-98</p> <p>Atlantic.....7-17 Central.....9-21 Midwest.....7-7 Pacific.....8-6</p> <p>1998-99</p> <p>Atlantic.....9-10 Central.....16-9 Midwest.....1-1 Pacific.....2-2</p> <p>1999-00</p> <p>Atlantic.....13-11 Central.....23-7 Midwest.....7-7 Pacific.....6-8</p>	<p>2000-01</p> <p>Atlantic.....18-6 Central.....22-8 Midwest.....8-6 Pacific.....8-6</p> <p>2001-02</p> <p>Atlantic.....14-11 Central.....17-12 Midwest.....5-9 Pacific.....7-7</p> <p>2002-03</p> <p>Atlantic.....17-7 Central.....18-12 Midwest.....7-7 Pacific.....6-8</p> <p>2003-04</p> <p>Atlantic.....10-14 Central.....13-17 Midwest.....4-10 Pacific.....6-8</p> <p>2004-05</p> <p>Atlantic.....8-8 Central.....13-5 Southeast.....12-6 Northwest.....4-6 Pacific.....4-6 Southwest.....1-8</p> <p>2005-06</p> <p>Atlantic.....10-6 Central.....6-12 Southeast.....6-12 Northwest.....5-5 Pacific.....5-5 Southwest.....6-4</p> <p>2006-07</p> <p>Atlantic.....9-7 Central.....6-12 Southeast.....9-9 Northwest.....5-5 Pacific.....3-7 Southwest.....3-7</p> <p>2007-08</p> <p>Atlantic.....7-9 Central.....9-9 Southeast.....9-9 Northwest.....5-5 Pacific.....4-6 Southwest.....6-4</p>	<p>2008-09</p> <p>Atlantic.....6-10 Central.....10-8 Southeast.....9-9 Northwest.....4-6 Pacific.....7-3 Southwest.....5-5</p> <p>2009-10</p> <p>Atlantic.....7-9 Central.....5-13 Southeast.....2-16 Southwest.....6-4 Northwest.....3-7 Pacific.....4-6</p> <p>2010-11</p> <p>Atlantic.....9-7 Central.....9-9 Southeast.....7-11 Southwest.....4-6 Northwest.....1-5 Pacific.....6-4</p> <p>2011-12</p> <p>Atlantic.....7-6 Central.....11-6 Southeast.....10-8 Southwest.....1-5 Northwest.....1-5 Pacific.....5-1</p> <p>2012-13</p> <p>Atlantic.....7-9 Central.....7-11 Southeast.....8-10 Southwest.....4-6 Northwest.....3-7 Pacific.....5-5</p>
--	---	--	---	--

ALL-TIME RECORD VERSUS THE EASTERN & WESTERN CONFERENCE

<p>1970-71</p> <p>East.....23-15 West.....24-20</p> <p>1971-72</p> <p>East.....15-23 West.....15-29</p> <p>1972-73</p> <p>East.....4-42 West.....5-31</p> <p>1973-74</p> <p>East.....13-33 West.....12-24</p> <p>1974-75</p> <p>East.....19-27 West.....15-21</p> <p>1975-76</p> <p>East.....22-24 West.....24-12</p> <p>1976-77</p> <p>East.....28-12 West.....22-20</p> <p>1977-78</p> <p>East.....28-12 West.....27-15</p> <p>1978-79</p> <p>East.....25-15 West.....22-20</p>	<p>1979-80</p> <p>East.....44-16 West.....15-7</p> <p>1980-81</p> <p>East.....42-16 West.....20-4</p> <p>1981-82</p> <p>East.....40-18 West.....18-6</p> <p>1982-83</p> <p>East.....44-14 West.....21-3</p> <p>1983-84</p> <p>East.....35-23 West.....17-7</p> <p>1984-85</p> <p>East.....40-18 West.....18-6</p> <p>1985-86</p> <p>East.....38-20 West.....16-8</p> <p>1986-87</p> <p>East.....29-29 West.....16-8</p> <p>1987-88</p> <p>East.....25-33 West.....11-13</p>	<p>1988-89</p> <p>East.....31-25 West.....15-11</p> <p>1989-90</p> <p>East.....37-17 West.....16-12</p> <p>1990-91</p> <p>East.....32-22 West.....12-16</p> <p>1991-92</p> <p>East.....23-33 West.....12-14</p> <p>1992-93</p> <p>East.....18-38 West.....8-18</p> <p>1993-94</p> <p>East.....17-39 West.....8-18</p> <p>1994-95</p> <p>East.....16-40 West.....8-18</p> <p>1995-96</p> <p>East.....12-42 West.....6-22</p> <p>1996-97</p> <p>East.....14-40 West.....8-20</p>	<p>1997-98</p> <p>East.....16-38 West.....15-13</p> <p>1998-99</p> <p>East.....25-19 West.....3-3</p> <p>1999-00</p> <p>East.....36-18 West.....13-15</p> <p>2000-01</p> <p>East.....40-14 West.....16-12</p> <p>2001-02</p> <p>East.....31-23 West.....12-16</p> <p>2002-03</p> <p>East.....35-19 West.....13-15</p> <p>2003-04</p> <p>East.....23-31 West.....10-18</p> <p>2004-05</p> <p>East.....33-19 West.....10-20</p> <p>2005-06</p> <p>East.....22-30 West.....16-14</p>	<p>2006-07</p> <p>East.....24-28 West.....11-19</p> <p>2007-08</p> <p>East.....25-27 West.....15-15</p> <p>2008-09</p> <p>East.....25-27 West.....16-14</p> <p>2009-10</p> <p>East.....14-38 West.....13-17</p> <p>2010-11</p> <p>East.....25-27 West.....16-14</p> <p>2011-12</p> <p>East.....28-20 West.....7-11</p> <p>2012-13</p> <p>East.....22-30 West.....12-18</p>
--	--	---	--	---

HISTORY



ALL-TIME HIGH & LOW SCORES

	HIGH	DATE	SITE	LOW	DATE	SITE
Tri/Mil/StL/Atlanta Hawks	144	2/23/61	at Philadelphia	68	12/27/51	at Syracuse
				68	1/30/53	at Milwaukee
				68	2/23/54	vs. Milwaukee
				68	2/26/54	at Milwaukee
Boston Celtics	150	3/6/70	at Philadelphia	65	3/28/04	at Boston
Charlotte Bobcats	119	12/9/05	at Philadelphia	83	1/13/07	at Charlotte
					4/3/13	vs. Charlotte
Chicago Bulls	145	11/18/66	at Boston	74	11/1/97	at Chicago
		11/10/82	at Philadelphia			
Cleveland Cavaliers	148	1/2/72	at Cleveland	67	1/15/94	at Cleveland
Dallas Mavericks	133	2/23/83	at Philadelphia	79	12/15/06	at Dallas
Denver Nuggets	149	3/30/90	at Philadelphia	75	2/23/95	at Denver
Fort Wayne/Detroit Pistons	162	2/8/63	at Detroit	64	1/12/50	at Fort Wayne
S.F./Golden State Warriors	163	3/10/63	at San Francisco	64	12/29/49	at Oakland
S.D./Houston Rockets	159	1/25/70	at Philadelphia	66	11/17/03	at Philadelphia
Indiana Pacers	134	11/7/84	at Philadelphia	69	12/14/12	vs. Philadelphia
Buf/S/D/L.A. Clippers	149	3/29/78	at Philadelphia	72	3/20/13	at Los Angeles
Minneapolis/L.A. Lakers	158	3/18/68	at Philadelphia	65	11/5/53	at Syracuse
Vancouver/Memphis Grizzlies	120	4/10/10	at Memphis	79	3/16/04	at Memphis
Miami Heat	139	2/22/89	at Miami	57	2/21/96	at Philadelphia
Milwaukee Bucks	143	3/3/69	at Milwaukee	74	3/12/11	at Milwaukee
Minnesota Timberwolves	119 (2x)	2/9/10	at Philadelphia	74	10/30/01	at Minnesota
New Jersey Nets	142	2/5/86	at Philadelphia	67	4/5/09	at New Jersey
Charlotte/New Orleans Hornets	125	2/7/94	at Philadelphia	66	4/5/95	at Charlotte
New York Knicks	162	12/25/60	at New York	60	3/13/54	at New York
Seattle SuperSonics/Oklahoma City	160	12/20/67	at Seattle	73	1/2/98	at Seattle
Orlando Magic	129	2/26/90	at Philadelphia	70	1/14/95	at Orlando
Phoenix Suns	159	2/15/70	at Philadelphia	71	3/23/01	at Phoenix
Portland Trail Blazers	153	2/19/86	at Philadelphia	71	3/25/96	at Portland
K.C./Cinn./Roch./Sacramento Kings	147	3/19/71	at Philadelphia	63	12/10/49	at Philadelphia
San Antonio Spurs	135	1/7/81	at Philadelphia	72	12/1/04	at San Antonio
		3/24/89	at Philadelphia			
Toronto Raptors	123	4/3/10	at Philadelphia	70	3/31/02	at Toronto
New Orleans/Utah Jazz	132	2/19/82	at Philadelphia	69	12/28/02	at Utah
Chi./Balt./Washington Wizards	149	12/7/62	vs. Chicago	75	2/9/74	at Capital
		2/24/67	at Pittsburgh			

76ERS HIGHEST SCORING GAMES

	DATE	W/L	SIXERS	OPP	SITE	OPP. CITY
1.	3/10/63	W	163	148	H	San Francisco
2.	2/8/63	W	162	135	A	Detroit
	12/25/60	W	162	100	H	New York
4.	12/20/67	W	160	122	A	Seattle
5.	1/25/70	W	159	131	H	San Diego
	2/15/70	W	159	125	H	Phoenix
7.	3/18/68	W	158	128	H	Los Angeles
8.	2/19/86	W	153	133	H	Portland
9.	3/2/63	W	152	128	H	Detroit
10.	3/6/70	W	150	134	H	Boston
	2/21/62	W	150	109	H	Philadelphia
	12/13/59	W	150	121	H	Philadelphia

76ERS LOWEST SCORING GAMES

(includes only games since the shot clock was installed in 1954-55)

	DATE	W/L	SIXERS	OPP	SITE	OPP. CITY
1.	2/21/96	L	57	66	H	Miami
2.	3/28/04	L	65	89	A	Boston
3.	1/25/55	L	66	69	H	Fort Wayne
	4/5/95	L	66	84	A	Charlotte
	11/17/03	L	66	74	H	Houston
	2/23/04	L	66	76	H	Detroit
7.	1/15/94	L	67	110	A	Cleveland
	2/19/99	L	67	78	H	New York
	4/5/09	L	67	96	A	New Jersey
9.	2/20/99	L	69	76	H	Atlanta
	12/28/02	L	69	98	A	Utah
	3/14/04	L	69	85	A	Detroit
	3/20/04	L	69	101	A	Miami
	3/2/06	L	69	88	H	Indiana





OPPONENTS ALL-TIME HIGH & LOW SCORES

	HIGH	DATE	SITE	LOW	DATE	SITE
Tri/Mil/StL/Atlanta Hawks	149	1/30/93	at Atlanta	59	11/10/53	at Milwaukee
Boston Celtics	148	1/19/63	at Philadelphia	65	2/17/53	at Syracuse
Charlotte Bobcats	115	12/9/05	at Philadelphia	63	11/7/07	at Philadelphia
Chicago Bulls	148	11/19/71	at Philadelphia	67	3/14/01	at Chicago
Cleveland Cavaliers	131	3/20/73	at Cleveland	68	11/23/01	at Philadelphia
Dallas Mavericks	125	1/14/04	at Dallas	76	2/11/08	at Philadelphia
Denver Nuggets	134	2/27/82	at Denver	71	12/16/02	at Philadelphia
Fort Wayne/Detroit Pistons	146	1/12/63	at Syracuse	60	1/5/54	at Fort Wayne
S.F./Golden State Warriors	151	11/9/61	at Philadelphia	61	11/1/53	at Philadelphia
S.D./Houston Rockets	149	2/16/93	at Houston	73	12/8/99	at Philadelphia
Indiana Pacers	136	4/6/79	at Indiana	75	11/3/10	at Philadelphia
Buf/S/D/L.A. Clippers	130	12/27/75	at Buffalo	75	12/31/02	at Los Angeles
Minneapolis/L.A. Lakers	154	12/19/71	at Los Angeles	65	1/29/53	at Minneapolis
Vancouver/Memphis Grizzlies	107	2/26/03	at Philadelphia	79	12/9/00	at Vancouver
Miami Heat	128	11/20/92	at Philadelphia (3OT)	66	2/21/96	at Philadelphia
Milwaukee Bucks	142	1/29/71	at Philadelphia	69	1/30/08	at Philadelphia
Minnesota Timberwolves	125	11/10/89	at Minneapolis (OT)	71	11/25/94	at Minnesota
New Jersey Nets	129	2/17/89	at Philadelphia (OT)	77	12/14/10	at Philadelphia
Charlotte/New Orleans	136	2/27/92	at Charlotte	62	11/7/12	at New Orleans
New York Knicks	152	12/11/59	at New York	61	2/17/52	at Syracuse
Orlando Magic	129	2/17/95	at Orlando	61	2/4/13	at Philadelphia
Phoenix Suns	143	1/6/79	at Philadelphia (OT)	81	1/2/02	at Phoenix
Portland Trail Blazers	146	11/5/76	at Portland	60	3/6/03	at Portland
K.C./Cinn./Roch./Sacramento Kings	154	1/2/93	at Sacramento	63	1/14/51	at Syracuse
San Antonio Spurs	131	4/6/77	at San Antonio	71	2/11/11	at Philadelphia
Seattle/Oklahoma City	149	3/6/93	at Seattle	77	1/4/02	at Seattle
Toronto Raptors	128 (2x)	4/3/10	at Philadelphia	62	1/7/12	at Philadelphia
New Orleans/Utah Jazz	126	3/19/75	at Philadelphia	76	1/16/77	at Philadelphia
Chi./Balt./Washington Wizards	143	3/14/65	at Baltimore	73	11/16/99	at Washington

TOP 10 OPPONENTS HIGHEST SCORING GAMES

	DATE	W/L	SIXERS	OPP	SITE	OPPONENT
1.	12/19/71	L	132	154	A	Los Angeles
	1/2/93	L	98	154	A	Sacramento
3.	12/11/59	L	121	152	A	New York
4.	11/9/61	L	108	151	A	Philadelphia
	2/13/70	L	106	151	H	New York (N.B.A.)
6.	1/30/93	L	123	149	A	Atlanta
	2/16/93	L	111	149	A	Houston
	3/6/93	L	93	149	A	Seattle
9.	3/10/63	W	163	148	H	San Francisco
	1/19/63	W (OT)	149	148	H	Boston
	11/19/71	L	104	148	H	Chicago

TOP 10 OPPONENTS LOWEST SCORING GAMES

(includes only games since the shot clock was installed in 1954-55)

	DATE	W/L	SIXERS	OPP	SITE	OPPONENT
1.	3/6/03	W	88	60	A	Portland
2.	2/4/13	W	78	61	H	Orlando
3.	1/7/12	W	97	62	H	Toronto
	11/7/12	W	77	62	A	New Orleans
5.	11/7/07	W	94	63	H	Charlotte
6.	2/15/55	W	92	66	H	Milwaukee
	2/5/99	W	78	66	A	Charlotte
	2/21/96	L	57	66	H	Miami
9.	3/14/01	W	85	67	A	Chicago
	4/9/99	W	83	67	A	Boston
	11/24/00	W	76	67	A	Atlanta
	4/19/99	W	72	67	H	New York



ALL-TIME OVERTIME RECORD (BY OPPONENT)

HOUSTON ROCKETS (4-3)

Table with columns: DATE, W/L, 76ERS, OPP, OT, H/A. Rows: 11/24/68, 12/01/73, 04/05/76, 12/03/77, 01/06/90, 01/24/01, 01/15/02.

INDIANA PACERS (8-6)

Table with columns: DATE, W/L, 76ERS, OPP, OT, H/A. Rows: 12/10/77, 11/03/79, 11/27/81, 04/08/83, 10/29/83, 11/04/86, 01/27/93, 01/14/94, 01/28/95, 01/28/98, 04/17/01, 01/06/03, 11/12/05, 4/21/12.

L.A. CLIPPERS (3-2)

Table with columns: DATE, W/L, 76ERS, OPP, OT, H/A. Rows: 02/04/75, 11/13/83, 11/06/02, 11/18/06, 12/29/09.

L.A. LAKERS (8-8)

Table with columns: DATE, W/L, 76ERS, OPP, OT, H/A. Rows: 12/05/51, 01/17/52, 01/23/52, 12/15/55, 12/11/58, 12/06/61, 12/05/67, 02/17/68, 02/05/75, 02/26/82, 01/05/83, 02/23/86, 02/22/87, 03/05/93, 01/21/95, 12/20/02.

MEMPHIS GRIZZLIES (3-1)

Table with columns: DATE, W/L, 76ERS, OPP, OT, H/A. Rows: 01/05/96, 03/24/99, 01/20/06, 03/02/07.

MIAMI HEAT (6-0)

Table with columns: DATE, W/L, 76ERS, OPP, OT, H/A. Rows: 03/15/91, 11/20/92, 01/20/93, 04/14/05, 01/19/07, 02/23/08.

MILWAUKEE BUCKS (9-7)

Table with columns: DATE, W/L, 76ERS, OPP, OT, H/A. Rows: 10/31/69, 12/04/70, 12/13/74, 02/18/79, 11/06/79, 03/30/82, 03/23/83, 01/05/84, 12/03/86, 02/11/88, 02/21/88, 12/04/90, 01/03/00, 11/09/02, 11/01/05, 04/02/11.

MINNESOTA TIMBERWOLVES (1-5)

Table with columns: DATE, W/L, 76ERS, OPP, OT, H/A. Rows: 11/10/89, 02/03/91, 12/11/00, 12/12/05, 01/05/07, 1/18/10.

NEW ORLEANS PELICANS (0-6)

Table with columns: DATE, W/L, 76ERS, OPP, OT, H/A. Rows: 01/16/89, 03/19/92, 04/09/94, 05/04/99, 11/05/03, 01/28/05.

NEW YORK KNICKS (8-17)

Table with columns: DATE, W/L, 76ERS, OPP, OT, H/A. Rows: 01/06/51, 12/16/52, 01/03/53, 11/22/53, 12/26/54, 01/29/56, 02/21/56, 03/04/56, 12/25/57, 02/15/61, 03/09/65, 01/03/67, 01/22/69, 03/04/72, 02/14/76, 03/09/85, 03/04/88, 01/21/91, 04/16/91, 02/08/93, 12/05/94, 03/12/04, 12/17/04, 11/26/05, 10/31/09.

OKLAHOMA CITY THUNDER (5-4)

Table with columns: DATE, W/L, 76ERS, OPP, OT, H/A. Rows: 11/29/74, 02/27/80, 01/02/81, 12/30/83, 01/21/87, 02/16/90, 02/19/91, 03/09/11, 11/24/12.

ORLANDO MAGIC (2-3)

Table with columns: DATE, W/L, 76ERS, OPP, OT, H/A. Rows: 01/18/93, 02/02/01, 03/31/03, 01/26/06, 01/18/11.

PHOENIX SUNS (3-2)

Table with columns: DATE, W/L, 76ERS, OPP, OT, H/A. Rows: 12/22/70, 10/29/71, 01/06/79, 11/23/84, 04/03/02.

PORTLAND TRAIL BLAZERS (4-1)

Table with columns: DATE, W/L, 76ERS, OPP, OT, H/A. Rows: 12/20/70, 01/01/86, 12/06/91, 12/26/92, 03/23/09.

SACRAMENTO KINGS (7-8)

Table with columns: DATE, W/L, 76ERS, OPP, OT, H/A. Rows: 12/16/50, 02/05/53, 01/16/54, 12/20/58, 01/08/59, 10/27/60, 12/11/65, 03/19/68, 12/10/71, 04/01/77, 03/20/85, 11/28/87, 02/16/94, 12/30/00, 03/27/11.

SAN ANTONIO SPURS (2-2)

Table with columns: DATE, W/L, 76ERS, OPP, OT, H/A. Rows: 11/29/78, 02/24/88, 01/07/91, 02/15/06.

TORONTO RAPTORS (2-2)

Table with columns: DATE, W/L, 76ERS, OPP, OT, H/A. Rows: 04/21/96, 01/21/01, 04/03/10, 01/18/13.

UTAH JAZZ (0-4)

Table with columns: DATE, W/L, 76ERS, OPP, OT, H/A. Rows: 10/22/77, 01/13/97, 01/06/98, 03/14/11.

WASHINGTON WIZARDS (10-6)

Table with columns: DATE, W/L, 76ERS, OPP, OT, H/A. Rows: 10/22/64, 01/06/67, 11/15/75, 03/20/80, 10/11/80, 12/04/85, 01/25/88, 04/13/88, 02/01/89, 03/24/90, 11/16/90, 12/26/90, 03/07/99, 11/26/04, 11/02/10, 11/23/10.

HISTORY



LONGEST WINNING & LOSING STREAK

LONGEST SINGLE-SEASON WINNING STREAKS

WIN STREAK / OVERALL		
STREAK	BEGIN	END
14	12/21/1982	01/21/1983
13	12/22/1984	01/16/1985
12	11/12/1949	12/08/1949
12	10/15/1980	11/11/1980
12	01/13/1990	02/05/1990
11	03/03/1966	03/20/1966
11	11/24/1966	12/10/1966
11	12/13/1966	01/04/1967
10	11/15/1977	11/30/1977
10	11/13/1980	11/29/1980
10	12/03/1980	12/26/1980
10	12/03/1982	02/23/1982
10	11/10/1981	12/01/1981
10	02/06/1983	03/01/1983
10	10/31/2000	11/20/2000

WIN STREAK / HOME GAMES

STREAK	BEGIN	END
25	12/17/1977	04/05/1978
24	11/27/1982	03/23/1983
22	10/15/1966	01/20/1967
22	11/15/1980	02/11/1981
20	11/02/1952	01/22/1953

WIN STREAK / ROAD GAMES

STREAK	BEGIN	END
13	12/08/2000	01/28/2001
11	10/15/1980	11/26/1980
10	12/14/1984	01/15/1985
8	12/13/1966	01/18/1967
7	10/31/1981	12/01/1981
7	12/26/1982	01/18/1983

LONGEST SINGLE-SEASON LOSING STREAKS

LOSING STREAK / OVERALL		
STREAK	BEGIN	END
20	01/09/1973	02/11/1973
15	10/10/1972	11/10/1972
15	02/09/1994	03/11/1994
14	12/07/1972	01/06/1973
13	03/02/1973	03/25/1973
13	12/28/1996	01/20/1997
12	11/20/2009	12/11/2009
12	11/25/2006	12/20/2006
11	11/14/1995	12/05/1995
10	03/15/1994	04/03/1994
10	12/04/1996	12/21/1996

LOSING STREAKS / HOME GAMES

STREAK	BEGIN	END
12	12/09/1996	01/24/1997
11	02/09/1994	04/03/1994
10	11/17/2006	12/16/2006
10	10/11/1972	12/01/1972
10	12/08/1972	02/03/1973
9	12/22/1995	01/26/1996

LOSING STREAKS/ ROAD GAMES

STREAK	BEGIN	END
20	12/28/1987	03/04/1988
15	01/09/1973	03/20/1973
15	01/02/2013	03/21/2013
12	10/10/1972	11/19/1972
11	12/21/1973	02/09/1974
9	02/15/1994	03/11/1994
9	11/04/1995	12/13/1995
9	02/09/1996	03/30/1996

LONGEST 76ERS WINNING STREAKS

Overall 2-season	(18) 3/3/66 to 11/4/66; last 11 games in 1965-66 and first 7 games in 1966-67
Same Season	(14) 12/21/82 to 1/21/83
Home	(36) 1/14/66 to 1/20/67
Road	(13) 12/8/00 to 1/28/01
Neutral	(14) 3/3/67 to 12/8/68
Start of Season	(10) 10/31/00 to 11/20/00
End of Season	(11) 3/3/66 to 3/20/66

LONGEST 76ERS LOSING STREAKS

Overall	(20) 1/9/73 to 2/11/73
Home	(13) 3/21/72 to 12/1/72
Road	(20) 12/28/87 to 3/4/88
Neutral	(8) 11/24/72 to 2/23/73
Start of Season	(15) 10/10/72 to 11/10/72
End of Season	(13) 3/2/73 to 3/25/73





YEAR-BY-YEAR TOTAL ATTENDANCE

SEASON.....	REGULAR SEASON		PLAYOFFS		OVERALL	HOME	
	GP	TOTAL	AVG.	GP	TOTAL	TOTAL	BIGGEST CROWD
1963-64.....	80	352,813	4,410	5	30,087	382,900	6,850
1964-65.....	80	478,728	5,984	11	111,884	590,612	11,182
1965-66.....	80	632,493	7,906	5	53,458	685,951	10,834
1966-67.....	81	714,344	8,819	15	159,495	873,829	13,007
1967-68.....	82	788,482	9,616	13	171,191	959,673	15,332
1968-69.....	82	715,325	8,723	5	66,407	781,732	15,244
1969-70.....	82	647,177	7,899	5	61,690	708,867	15,244
1970-71.....	82	669,620	8,166	7	56,563	726,183	15,244
1971-72.....	82	674,382	8,224	—	—	674,382	15,304
1972-73.....	82	522,795	6,376	—	—	522,795	10,052
1973-74.....	82	508,288	6,198	—	—	508,288	8,988
1974-75.....	82	664,051	8,098	—	—	664,051	12,237
1975-76.....	82	955,864	11,657	3	39,488	999,352	18,516
1976-77.....	82	1,265,943	15,438	19	305,050	1,570,993	18,276
1977-78.....	82	1,244,053	15,171	10	171,233	1,415,286	18,276
1978-79.....	82	1,100,983	13,427	9	120,522	1,221,505	18,276
1979-80.....	82	1,057,224	12,893	18	299,164	1,356,388	18,276
1980-81.....	82	1,031,692	12,582	16	212,547	1,244,239	18,276
1981-82.....	82	1,082,222	13,198	21	318,558	1,400,780	18,364
1982-83.....	82	1,268,425	15,469	13	216,641	1,485,066	18,482
1983-84.....	82	1,197,350	14,602	5	77,005	1,274,355	17,921
1984-85.....	82	1,204,455	14,688	13	171,371	1,375,826	17,921
1985-86.....	82	1,104,429	13,469	12	155,189	1,259,568	17,941
1986-87.....	82	1,266,995	15,451	5	62,981	1,329,976	17,967
1987-88.....	82	1,098,116	13,392	—	—	1,098,116	18,168
1988-89.....	82	1,213,533	14,799	3	55,418	1,268,951	18,168
1989-90.....	82	1,242,986	15,158	10	177,442	1,420,428	18,168
1990-91.....	82	1,294,624	15,788	8	137,159	1,431,783	18,168
1991-92.....	82	1,248,972	15,231	—	—	1,248,972	18,168
1992-93.....	82	1,159,652	14,142	—	—	1,159,652	18,168
1993-94.....	82	1,176,196	14,344	—	—	1,176,196	18,168
1994-95.....	82	1,173,665	14,313	—	—	1,173,665	18,168
1995-96.....	82	1,213,440	14,798	—	—	1,213,440	18,168
1996-97.....	82	1,349,085	16,452	—	—	1,349,085	21,061
1997-98.....	82	1,368,957	16,695	—	—	1,368,957	21,305
1998-99.....	50	894,843	17,897	8	148,328	1,043,171	20,930
1999-00.....	82	1,467,532	17,897	10	185,772	1,653,304	21,060
2000-01.....	82	1,567,588	19,117	23	463,716	2,031,304	21,087
2001-02.....	82	1,610,514	19,640	5	97,465	1,707,979	20,797
2002-03.....	82	1,561,842	19,047	12	239,884	1,801,726	20,254
2003-04.....	82	1,512,708	18,448	—	—	1,512,708	20,804
2004-05.....	82	1,467,971	17,902	5	99,029	1,567,000	21,068
2005-06.....	82	1,440,987	17,573	—	—	1,440,987	20,652
2006-07.....	82	1,340,443	16,347	—	—	1,340,443	20,577
2007-08.....	82	1,316,181	16,051	6	117,510	1,433,691	20,730
2008-09.....	82	1,358,729	16,567	4	102,030	1,460,759	20,484
2009-10.....	82	1,275,669	15,557	—	—	1,275,669	20,809
2010-11.....	82	1,308,217	15,954	5	99,152	1,407,369	20,614
2011-12.....	66	1,130,832	17,134	13	262,919	1,393,751	20,694
2012-13.....	82	1,395,663	17,020	—	—	1,395,663	20,665

TOP-5 LARGEST HOME CROWDS AT WELLS FARGO CENTER

ALL-GAMES		REGULAR SEASON ONLY		PLAYOFFS ONLY	
21,305	Chicago 04/17/98	21,305	Chicago 04/17/98	21,087	Milwaukee 05/30/01
21,257	Washington 04/16/03	21,257	Washington 04/16/03	21,046	Milwaukee 06/03/01
21,127	LA Lakers 12/20/02	21,127	LA Lakers 12/20/02	20,998	Milwaukee 05/24/01
21,104	Chicago 01/15/98	21,104	Chicago 01/15/98	20,969	Indiana 05/19/00
21,087	Milwaukee* 05/30/01	21,068	Sacramento 02/26/05	20,939	Toronto 05/16/01

HISTORY



ATTENDANCE FIGURES (HOME/ROAD BREAKDOWN)

HOME GAMES						ROAD GAMES						
HOME	GP	TOTAL	AVG.	PO	PO TOTAL	ALL GP	GP	TOTAL	AVG.	PO	PO TOTAL	ALL GP
1963-64	30	108,271	3,609	2	8,765	117,036	43	221,746	5,157	3	21,322	243,068
1964-65	25	108,729	4,349	5	43,517	152,246	48	334,403	6,967	6	68,367	402,770
1965-66	25	145,372	5,804	3	25,640	171,012	48	438,354	9,132	2	27,818	466,172
1966-67	30	246,275	8,224	8	78,275	324,550	43	403,889	9,393	7	81,220	485,109
1967-68	35	304,631	8,704	7	78,941	383,572	47	483,851	10,295	6	92,250	576,101
1968-69	34	361,161	10,622	3	38,639	399,800	45	339,152	7,537	2	27,768	366,920
1969-70	38	311,976	8,210	2	29,450	341,426	44	335,201	7,618	3	32,240	367,441
1970-71	39	336,815	8,636	3	26,607	363,422	43	332,805	7,739	4	29,956	362,761
1971-72	37	326,493	8,824	—	—	326,493	41	321,043	7,830	—	—	321,043
1972-73	31	182,921	5,901	—	—	182,921	41	305,142	7,442	—	—	305,142
1973-74	37	171,159	4,626	—	—	171,159	41	321,233	7,835	—	—	321,233
1974-75	41	296,721	7,237	—	—	296,721	41	367,330	8,959	—	—	367,330
1975-76	41	509,699	12,432	2	27,439	537,138	41	446,165	10,882	1	12,049	458,214
1976-77	41	632,949	15,438	0	174,115	807,064	41	632,994	15,438	9	130,935	763,929
1977-78	41	644,456	15,718	5	79,124	723,580	41	599,597	14,624	5	92,109	691,706
1978-79	41	506,485	12,353	4	52,324	558,809	41	594,488	14,500	5	68,198	662,728
1979-80	41	479,727	11,701	9	151,060	630,787	41	577,497	14,085	9	148,104	725,601
1980-81	41	469,355	11,448	8	109,190	578,545	41	562,337	13,715	8	103,357	665,694
1981-82	41	506,847	12,362	10	162,904	669,751	41	575,375	14,034	11	155,654	731,029
1982-83	41	646,788	15,775	7	22,615	769,403	41	621,637	15,162	6	91,026	712,663
1983-84	41	588,139	14,345	3	44,457	632,596	41	609,211	14,859	2	32,548	745,211
1984-85	41	572,569	13,965	6	81,256	653,825	41	631,886	15,412	7	90,115	722,001
1985-86	41	513,459	12,523	6	81,206	594,665	41	590,970	14,414	6	73,933	664,903
1986-87	41	587,748	14,335	2	29,825	617,573	41	679,247	16,567	3	33,156	712,403
1987-88	41	513,113	12,515	—	—	513,113	41	585,003	14,268	—	—	585,003
1988-89	41	558,292	13,617	1	16,236	576,460	41	655,241	15,981	2	39,182	694,423
1989-90	41	574,710	14,017	5	87,991	662,701	41	668,276	16,299	5	89,451	757,727
1990-91	41	634,210	15,469	3	51,921	686,131	41	660,414	16,108	5	85,238	745,652
1991-92	41	574,128	14,003	—	—	574,128	41	674,844	16,460	—	—	674,844
1992-93	41	515,284	12,568	—	—	515,284	41	644,368	15,716	—	—	644,368
1993-94	41	509,444	12,425	—	—	509,444	41	666,752	16,262	—	—	666,752
1994-95	41	507,809	12,386	—	—	507,809	41	665,856	16,240	—	—	665,856
1995-96	41	489,327	11,935	—	—	489,327	41	724,113	17,661	—	—	724,113
1996-97	41	626,478	15,280	—	—	626,478	41	722,607	17,265	—	—	722,607
1997-98	41	655,417	15,986	—	—	655,417	41	713,540	17,403	—	—	713,540
1998-99	25	436,444	17,458	4	83,198	519,642	25	458,399	18,336	4	65,130	523,529
1999-00	41	756,929	18,462	5	104,028	860,957	41	710,603	17,332	5	81,744	792,347
2000-01	41	805,692	19,651	13	271,595	1,077,287	41	761,896	18,583	10	192,121	954,017
2001-02	41	842,976	20,560	2	41,593	884,569	41	767,538	18,720	3	55,872	823,410
2002-03	41	807,097	19,685	6	121,523	928,620	41	754,745	18,408	6	118,361	873,106
2003-04	41	788,128	19,223	—	—	788,128	41	724,580	17,673	—	—	724,580
2004-05	41	732,686	17,870	2	32,801	765,487	41	735,285	17,934	3	66,228	801,513
2005-06	41	677,278	16,519	—	—	677,278	41	763,709	18,627	—	—	763,709
2006-07	41	608,603	14,844	—	—	608,603	41	731,840	17,850	—	—	731,840
2007-08	41	609,675	13,870	3	51,282	660,957	41	609,675	14,870	3	66,228	675,903
2008-09	41	647,898	15,802	3	49,647	697,545	41	710,831	17,337	3	52,383	763,214
2009-10	41	583,219	14,225	—	—	583,219	41	692,450	16,889	—	—	692,450
2010-11	41	604,823	14,752	2	39,452	644,275	41	703,394	17,156	3	59,700	763,094
2011-12	33	577,597	17,503	6	122,320	699,917	33	553,235	16,765	7	140,599	693,834
2012-13	41	685,412	16,717	—	—	685,412	41	710,251	17,323	—	—	710,251

BIGGEST & SMALLEST CROWDS

Biggest 76ers home crowd, ever	21,305 76ers vs. Chicago, April 17, 1998
Biggest 76ers home crowd, playoffs	21,087, 76ers vs. Milwaukee May 30, 2001
Smallest crowd, playoffs	4,255, 76ers vs. Cincinnati, March 28, 1964
Biggest 76ers crowd anywhere	52,745 at Pontiac, Michigan, February 14, 1987
Smallest Spectrum crowd	2,058, 76ers vs. Buffalo, February 6, 1974
Smallest Wells Fargo Center crowd	9,317 76ers vs. Charlotte, November 7, 2007





NOTES

XXVIX. PROCLAI
HILAD. BY ORDE

HONORS



MDCCLXII



ALL-NBA TEAM SELECTIONS

FIRST TEAM ALL-NBA SELECTIONS

2004-05	Allen Iverson
2000-01	Allen Iverson
1998-99	Allen Iverson
1990-91	Charles Barkley
1989-90	Charles Barkley
1988-89	Charles Barkley
1987-88	Charles Barkley
1984-85	Moses Malone
1982-83	Moses Malone
1982-83	Julius Erving
1981-82	Julius Erving
1980-81	Julius Erving
1979-80	Julius Erving
1977-78	Julius Erving
1975-76	George McGinnis
1970-71	Billy Cunningham
1969-70	Billy Cunningham
1968-69	Billy Cunningham
1967-68	Wilt Chamberlain
1966-67	Wilt Chamberlain
1965-66	Wilt Chamberlain
1957-58	Dolph Schayes
1956-57	Dolph Schayes
1954-55	Dolph Schayes
1953-54	Dolph Schayes
1952-53	Dolph Schayes
1951-52	Dolph Schayes

SECOND TEAM ALL-NBA SELECTIONS

2002-03	Allen Iverson
2001-02	Allen Iverson
2000-01	Dikembe Mutombo
1999-00	Allen Iverson
1991-92	Charles Barkley
1986-87	Charles Barkley
1985-86	Charles Barkley
1983-84	Moses Malone
1983-84	Julius Erving
1976-77	Julius Erving
1976-77	George McGinnis
1971-72	Billy Cunningham
1968-69	Hal Greer
1967-68	Hal Greer
1966-67	Hal Greer
1965-66	Hal Greer
1964-65	Hal Greer
1963-64	Hal Greer
1962-63	Hal Greer
1960-61	Larry Costello
1960-61	Dolph Schayes
1959-60	Dolph Schayes
1958-59	Dolph Schayes
1955-56	Dolph Schayes
1954-55	Paul Seymour
1953-54	Paul Seymour
1950-51	Dolph Schayes
1949-50	Dolph Schayes
1949-50	Al Cervi

THIRD TEAM ALL-NBA SELECTIONS

2005-06	Allen Iverson
2001-02	Dikembe Mutombo

All-NBA teams selected by writers and broadcasters

NBA MOST VALUABLE PLAYER

(Maurice Podoloff Trophy)

Selected by NBA players until 1979-80; by writers and broadcasters since 1980-81

2000-01	Allen Iverson
1982-83	Moses Malone
1980-81	Julius Erving
1967-68	Wilt Chamberlain
1966-67	Wilt Chamberlain
1965-66	Wilt Chamberlain

NBA COACH OF THE YEAR

(Red Auerbach Trophy)

Selected by writers and broadcasters

2000-01	Larry Brown
1965-66	Dolph Schayes

NBA ROOKIE OF THE YEAR

(Eddie Gottlieb Trophy)

Selected by writers and broadcasters

1996-97	Allen Iverson
---------------	---------------

NBA ALL-DEFENSIVE PERFORMERS

Selected by NBA coaches

FIRST TEAM SELECTIONS

2000-01	Dikembe Mutombo
1985-86	Maurice Cheeks
1984-85	Maurice Cheeks
1983-84	Maurice Cheeks
1982-83	Maurice Cheeks
1982-83	Bobby Jones
1982-83	Moses Malone
1981-82	Bobby Jones
1981-82	Caldwell Jones
1980-81	Bobby Jones
1980-81	Caldwell Jones
1979-80	Bobby Jones
1978-79	Bobby Jones

SECOND TEAM SELECTIONS

2010-11	Andre Iguodala
2002-03	Eric Snow
2001-02	Dikembe Mutombo
1998-99	Theo Ratliff
1989-90	Rick Mahorn
1986-87	Maurice Cheeks
1984-85	Bobby Jones

NBA ALL-ROOKIE PERFORMERS

Selected by NBA coaches

FIRST TEAM SELECTIONS

2004-05	Andre Iguodala
1996-97	Allen Iverson
1995-96	Jerry Stackhouse
1988-89	Hersey Hawkins
1984-85	Charles Barkley*
1972-73	Fred Boyd*
1965-66	Billy Cunningham*
1964-65	Lucious Jackson*
1962-63	Chet Walker*

SECOND TEAM SELECTIONS

1997-98	Tim Thomas
1994-95	Sharone Wright
1993-94	Shawn Bradley
1992-93	Clarence Weatherspoon

** NOTE: The first and second NBA All-Rookie Team selections began in 1988-89.*

HONORS



MISCELLANEOUS AWARD WINNERS

NBA MOST IMPROVED PLAYER

Selected by writers and broadcasters

1994-95 Dana Barros

NBA DEFENSIVE PLAYER OF THE YEAR

Selected by writers and broadcasters

2000-01 Dikembe Mutombo

NBA SIXTH MAN AWARD

Selected by writers and broadcasters

2000-01 Aaron McKie
1982-83 Bobby Jones

IBM AWARD

Determined by computer formula

1987-88 Charles Barkley
1986-87 Charles Barkley
1985-86 Charles Barkley

J. WALTER KENNEDY CITIZENSHIP AWARD

Selected by the Pro Basketball Writers Association

2009-10 Samuel Dalembert
2000-01 Dikembe Mutombo
1982-83 Julius Erving

NBA SPORTSMANSHIP AWARD

Selected by writers and broadcasters

1999-00 Eric Snow
1998-99 Eric Snow (Atlantic Division Winner)

ALL-TIME OLYMPIC PARTICIPANTS

PLAYER	YR(S)	YRS. WITH 76ERS
Andre Iguodala.....	2012.....	2004-present
Allen Iverson.....	2004.....	1996-2006; 2009-10
Larry Brown.....	1964, 2004*.....	1997-03
Charles Barkley.....	1992, 1996.....	1984-92
Jeff Grayer.....	1988.....	1994-95
Hersey Hawkins.....	1988.....	1988-93
Leon Wood.....	1984.....	1984-86
Danny Vranes.....	1980.....	1986-88
Mike Bantom.....	1972.....	1981-82
Doug Collins.....	1972.....	1973-81
Bobby Jones.....	1972.....	1978-86
Melvin Counts.....	1964.....	1972-73
Luke Jackson.....	1964.....	1964-72
George Wilson.....	1964.....	1968-70
Darrall Imoff.....	1960.....	1968-70

*denotes head coach



Moses Malone

NBA PLAYER OF THE MONTH

Allen Iverson.....April, 2005
Allen Iverson.....January, 2002
Allen Iverson.....January, 2001
Allen Iverson.....February, 1999
Charles Barkley.....November, 1988
Charles Barkley.....January, 1987
Moses Malone.....February, 1983
Moses Malone *.....December, 1982
Julius Erving.....November, 1981
Julius Erving.....November, 1980
Julius Erving.....March, 1980

* - shared with Larry Drew

NBA Coach of the Month

Doug Collins.....February 2011
Larry Brown.....March 2003
Larry Brown.....February, 2003
Larry Brown.....November, 2000
Jim Lynam.....January, 1990
Billy Cunningham.....December, 1982

NBA Rookie of the Month

Allen Iverson.....April, 1997
Allen Iverson.....November, 1996
Jerry Stackhouse.....March, 1996

NBA Player of the Week

Allen Iverson.....20 times
2006-07: 1 (11/6/06); 2005-06: 3 (3/15/06, 1/17/06, 12/13/05); 2004-05: 4 (3/28/05, 3/7/05, 2/14/05, 12/27/04); 2003-04: 1 (11/16/03); 2002-03: 3 (3/17/03, 12/2/02, 11/25/02); 2001-02: 4 (3/3/02, 12/7/02, 1/20/02, 11/19/01); 2000-01: 2 (2/20/01, 1/8/01); 1998-99: --; 1997-98: 1 (11/18/98); 1996-97: 1 (4/13/97)
Charles Barkley.....6 times
1990-91: 1 (11/25/90); 1989-90: 1 (4/8/90); 1987-88: 1 (3/20/88); 1985-86: 3 (3/30/86, 3/2/86, 1/26/86)
Moses Malone.....2 times
1984-85: 1 (11/18/84); 1983-84: 1 (3/25/84); 1982-83: 1 (2/6/83)
Andre Miller.....2 times
2007-08: 2 (2/4-2/10/08, 2/25-3/2/08)
Julius Erving.....3 times
1986-97: 1 (4/19/87); 1980-81: 1 (1/18/81); 1979-80: 1 (10/21/79)
Aaron McKie.....1 time
2000-01: 1 (12/01)
Eric Snow.....1 time
2001-02: 1 (4/14/02)
Andrew Toney.....1 time
1982-83: 1 (3/20/83 #)
Caldwell Jones.....1 time
1980-81: 1 (2/8/81)

- shared with Gus Williams

NBA Community Assist Award

Samuel Dalembert.....January, 2010
Samuel Dalembert.....February, 2009
Chris Webber.....December, 2005
Allen Iverson \$.....August, 2004
Allen Iverson.....July, 2004
Marc Jackson, Aaron McKie.....November, 2003
Todd MacCulloch.....October, 2002
Eric Snow.....December, 2001
George Lynch.....February, 2001

\$ - shared with USA Basketball team members





ALL-STAR WEEKEND PARTICIPANTS

ALL-STAR GAME SELECTIONS

Since the first NBA All-Star game (1950-51), 28 different players have earned 97 All-Star selections:

Dolph Schayes	12
1951, 1952*, 1953, 1954, 1955, 1956, 1957, 1958, 1959, 1960, 1961, 1962	
Julius Erving	11
1977, 1978, 1979, 1980, 1981, 1982, 1983, 1984, 1985, 1986, 1987	
Hal Greer	10
1961, 1962, 1963, 1964, 1965, 1966, 1967, 1968, 1969, 1970	
Allen Iverson	7
2000, 2001, 2002, 2003, 2004, 2005, 2006	
Charles Barkley	6
1987, 1988, 1989, 1990, 1991, 1992	
Larry Costello	6
1958, 1959, 1960, 1961, 1962*, 1965	
Maurice Cheeks	4
1983, 1986, 1987, 1988	
Doug Collins	4
1976, 1977, 1978, 1979*	
Billy Cunningham	4
1969, 1970, 1971, 1972	
Moses Malone	4
1983, 1984*, 1985, 1986	
Wilt Chamberlain	3
1966, 1967, 1968	
John "Red" Kerr	3
1956, 1959, 1963	
Paul Seymour	3
1953, 1954, 1955	
Chet Walker	3
1964, 1966, 1967	
Bobby Jones	2
1981, 1982	
George McGinnis	2
1976, 1977	
Andrew Toney	2
1983, 1984	
Dana Barros	1
1995	
John Block	1
1973	
Billy Gabor	1
1953	
Hersey Hawkins	1
1991	
Jrue Holiday	1
2013	
Andre Iguodala	1
2012	
Luke Jackson	1
1965	
Steve Mix	1
1975	
Dikembe Mutombo	1
2002	
Theo Ratliff	1
2001*	
Red Rocha	1
1952	
Lee Shaffer III	1
1963	
George Yardley	1
1960	

*denotes injured and did not participate

ALL-STAR GAME MVP

Allen Iverson	2005
Allen Iverson	2001
Charles Barkley	1991
Julius Erving	1983
Julius Erving	1977
Hal Greer	1968

ROOKIE CHALLENGE MVP

Andre Iguodala (Sophomore Team)	2006
Allen Iverson	1997

ALL-STAR COACHES

Billy Cunningham	4-0	1978, 1980, 1981, 1983
Al Cervi	2-0	1955, 1952
Larry Brown	1-0	2001
Alex Hannum	1-0	1968
Gene Shue	0-1	1977

ALL-STAR SATURDAY PARTICIPANTS

ROOKIE CHALLENGE

Evan Turner	2012
Jrue Holiday	2011
Thaddeus Young	2009
Andre Iguodala (MVP)	2006
Andre Iguodala	2005
Kyle Korver	2005
Todd MacCulloch	2000
Tim Thomas	1998
Allen Iverson (MVP)	1997
Jerry Stackhouse	1996
Sharone Wright	1995
Shawn Bradley	1994

THREE-POINT SHOOTOUT

Kyle Korver	2005
Kyle Korver	2004
Allen Iverson	2000
Dana Barros	1995
Dana Barros	1994
Hersey Hawkins	1991
Gerald Henderson	1989

SLAM DUNK CONTEST

Andre Iguodala	2006
Larry Hughes	2000
Jerry Stackhouse	1996
Tim Perry	1995
Tim Perry	1993
Julius Erving	1985
Julius Erving	1984

HONORS



BASKETBALL HALL OF FAMERS



Charles Barkley

*Enshrined as a player on Sept. 8, 2006.
1984-92: 76ers player*



Alex Hannum

*Enshrined as a coach on Oct. 2, 1998
1949-51: Nationals player
1960-68: 76ers/Nationals Coach*



Danny Biasone

*Enshrined as contributor on Oct. 13, 2000
1949-63: Nationals President & Founder*



Bailey Howell

*Enshrined as a player on Sept. 29, 1997
1970-71: 76ers player*



Larry Brown

*Enshrined as a coach on Sept. 27, 2002
1997-03: 76ers head coach*



Moses Malone

*Enshrined as a player on Oct. 5, 2001
1982-86, 1993-94: 76ers player*



Al Cervi

*Enshrined as a player on July 1, 1985
1949-53: Nationals player
1949-56: Nationals head coach*



Bob McAdoo

*Enshrined as a player on Oct. 13, 2000
1985-86: 76ers player*



Wilt Chamberlain

*Enshrined as a player on April 28, 1979
1965-68: 76ers player*



Jack Ramsay

*Enshrined as a coach on May 11, 1992
1968-72: 76ers head coach*



Billy Cunningham

*Enshrined as a player on May 6, 1986
1965-72, 1974-76: 76ers player
1977-85: 76ers head coach*



Dolph Schayes

*Enshrined as a player on April 26, 1998
1949-64: 76ers/Nationals player
1963-66: 76ers head coach*



Julius Erving

*Enshrined as a player on May 10, 1993
1976-87: 76ers player*



Chet Walker

*Enshrined as a player on September 7, 2012
1962-69: 76ers/Nationals player*



Hal Greer

*Enshrined as a player on May 3, 1982
1958-73: 76ers/Nationals player*



George Yardley

*Enshrined as a player on May 6, 1996
1959-60: Nationals player*

OTHER HALL OF FAME AWARDS / HONORS

John Bunn Award

Presented for outstanding lifetime achievement to basketball. It is the highest single honor the Basketball Hall of Fame awards outside of actual Enshrinement.

★ Harvey Pollack (Awarded on July 18, 2002)

Curt Gowdy Media Award


Awarded annually to one member of print and electronic media whose efforts have made significant contribution to the game of basketball

★ Bill Campbell (Awarded on June 16, 2005)





RETIRED NUMBERS



#34 Charles Barkley

Jersey Retired: March 30, 2001

Seasons with Franchise: 8 (1984-92)

Despite measuring a shade under 6-foot-5, “Sir Charles” established himself as a force under the basket in two gold medal-winning Olympics and 16 NBA seasons. Barkley averaged 22.1 points and 11.7 rebounds per game in 16 NBA seasons and appeared in nine All-Star Games, capturing MVP honors in 1991 after scoring 17 points and 22 rebounds. Selected by Philadelphia with the fifth overall pick in the 1984 NBA Draft, Barkley averaged 23.3 points and 11.6 rebounds in eight seasons with the 76ers. He also played four seasons with Phoenix (1992-96) and spent the final three seasons of his career in Houston (1996-99).

HIGHLIGHTS: NBA Most Valuable Player (1993)...IBM Award, for all-around contributions to team’s success (1986, 1987, 1988)...All-NBA first team (1988, 1989, 1990, 1991, 1993)...All-NBA second team (1986, 1987, 1992, 1994, 1995)...All-NBA third team (1996)...NBA All-Rookie Team (1995)...NBA All-Star selection (1987, 1988, 1989, 1990, 1991, 1992, 1993, 1994, 1995, 1996, 1997)...NBA All-Star Game Most Valuable Player (1991)...NBA 50th Anniversary All-Time Team (1996).



#13 Wilt Chamberlain

Jersey Retired: March 18, 1991

Seasons with Franchise: 4 (1964-68)

A Philadelphia native, Wilt Chamberlain was one of the most dominant players the NBA has ever seen. He finished his 14-year career with a 30.1 scoring average and a 22.9 rebound average. The four-time league MVP is the only player to score 100 points in a single game and holds the NBA record for most games with 50 or more points, a feat he accomplished an astounding 118 times. On a league-record nine occasions “The Big Dipper” led the league in field goal percentage and seven seasons he was the league’s top scorer. He ranks as the Sixers all-time leader in both scoring average and field goal percentage. Chamberlain totaled 31,419 points and 23,924 rebounds during his NBA career and was selected to play in the NBA All-Star Game 13 times. Chamberlain helped the Sixers claim the NBA championship in 1967 and guided the Los Angeles Lakers to a NBA crown in 1972.

HIGHLIGHTS: NBA Most Valuable Player (1960, 1966, 1967, 1968)...NBA Rookie of the Year (1960)...All-NBA first team (1960, 1961, 1962, 1964, 1966, 1967, 1968)...All-NBA second team (1963, 1965, 1972)...NBA All-Defensive first team (1972, 1973)...elected to Naismith Memorial Basketball Hall of Fame (1978)...NBA 35th Anniversary All-Time Team (1980)...NBA 50th Anniversary All-Time Team (1996)...member of the NBA Championship team (1967, 1972)...NBA Finals Most Valuable Player (1972)...NBA All-Star Game Most Valuable Player (1960).



#10 Maurice Cheeks

Jersey Retired: Feb. 6, 1995

Seasons with Franchise: 18 - Player, 11 (1978-89);

Assistant Coach, 7 (1994-01); Head Coach, 1 (2005-present)

Maurice Cheeks, the consummate point guard, played 15 seasons in the NBA, 11 in Philadelphia, after being selected in the second round (36th overall) of the 1978 NBA Draft. He is the Sixers all-time leader in both steals and assists. In each of his 11 seasons in Philadelphia, Cheeks led the Sixers in assists and each of his first 10 seasons he also led the team in steals. Four times as a member of the 76ers he played in the NBA All-Star Game and was instrumental in the Sixers 1983 NBA championship. Additionally, Cheeks shares single-game records for most steals in an NBA Finals game and an NBA playoff game. During his stellar NBA career, Cheeks tallied 12,195 points, 7,392 assists and 2,310 steals. He served as an assistant coach with the Sixers for seven seasons (1994-01) and returned to Philadelphia for his first season as a head coach with the 76ers in 2005-06.

HIGHLIGHTS: Member of the 1983 NBA Championship team...NBA All-Defensive first team (1983, 1984, 1985, 1986)...NBA All-Defensive second team (1987)...NBA All-Star selection (1983, 1986, 1987, 1988).

HONORS



RETIRED NUMBERS



#32 Billy Cunningham


Jersey Retired: Dec. 17, 1976

Seasons with Franchise: 17 - Player, 9 (1965-72, 1974-76);

Head Coach, 8 (1977-85)

Billy Cunningham, the 76ers first round draft choice in the 1965 NBA Draft (7th overall), played nine seasons for the Sixers and served as their head coach for eight years. The 1966 NBA Rookie of the Year scored 13,626 points during his career with the 76ers and made four consecutive All-Star Game appearances. Cunningham also played two seasons for the Carolina Cougars of the ABA and was the league's MVP and a first-team ABA All-Star in 1973. He compiled a 454-196 record as the Sixers head coach and guided the team to three division titles. Cunningham is the only member of the organization to capture an NBA championship as both a player (1967) and as a head coach (1983).

HIGHLIGHTS: All-NBA first team (1969, 1970, 1971)...All-NBA second team (1972)... NBA All-Rookie Team (1965)...elected to Naismith Memorial Hall of Fame (1986)...One of the 50 Greatest Players in NBA History (1996)...member of NBA Championship team (1967)...winningest coach (454-196) in franchise history.




#6 Julius Erving

Jersey Retired: April 18, 1988

Seasons with Franchise: 11 (1976-87)

One of the most popular athletes in Philadelphia sports history, Julius Erving played 11 seasons as a member of the 76ers after being acquired from the New York Nets in 1976. "Dr. J" was selected to play in the NBA All-Star Game in each of his 11 seasons in the league and became the first Sixers player to be chosen MVP of the All-Star Game on two occasions (1977, 1983). Erving was a member of the 76ers 1983 championship team and is the franchise's all-time leader in blocked shots. Prior to his entry into the NBA, Erving played five seasons in the ABA where he was named the league's MVP twice (1974, 1976) and the co-MVP in 1975. He guided the New York Nets to a pair of ABA titles and appeared in the ABA All-Star Game in each of his five seasons.

HIGHLIGHTS: NBA Most Valuable Player (1981)...All-NBA first team (1978, 1980, 1981, 1982, 1983)...All-NBA second team (1977, 1984)...J. Walter Kennedy Citizenship Award (1983)...elected to the Naismith Memorial Hall of Fame (1993)...NBA 35th Anniversary All-Time Team...One of the 50 Greatest Players in NBA History (1996)...member of NBA Championship team (1983)...All-Star Game Most Valuable Player (1977, 1983).



#15 Hal Greer

Jersey Retired: Nov. 19, 1976

Seasons with Franchise: 14 - Nationals, 5 (1958-63);

76ers, 9 (1963-73)

Hal Greer was the first player to have his number retired by the 76ers organization. Greer, who represented the 76ers in the NBA All-Star Game for 10-straight years (1961-70), is the only Sixers player to wear number 15. He was selected by the Syracuse Nationals in the second round (14th overall) of the 1958 NBA Draft. He played five seasons for Syracuse before the franchise moved to Philadelphia in 1963. Greer totaled 21,586 points during his 15-year career and helped lead the Sixers to the 1967 NBA championship. He currently ranks as the 76ers all-time leader in points scored, minutes played, field goals made, field goals attempted, games played and personal fouls.

HIGHLIGHTS: All-NBA second team (1963, 1964, 1965, 1966, 1967, 1968, 1969)...elected to Naismith Memorial Hall of Fame (1982)...One of the 50 Greatest Players in NBA History (1996)...member of NBA Championship team (1967)...NBA All-Star Game Most Valuable Player (1968).





RETIRED NUMBERS / HONOREE



24 Bobby Jones

Jersey Retired: Nov. 7, 1986

Seasons with Franchise: 8 (1978-86)

One of the greatest defenders in NBA history, Bobby Jones played eight of his 10 NBA seasons for the 76ers. He was named to the NBA's All-Defensive first team eight consecutive seasons from 1977-84 and was a second team selection in 1985. In 1983, he captured the NBA Sixth Man Award and helped lead the Sixers to the NBA championship. A first round draft choice (15th overall) of the Houston Rockets in the 1974 NBA Draft, Jones began his professional career as a member of the ABA's Denver Nuggets. He was a member of the ABA All-Rookie team in 1985, an ABA All-Star in 1976 and a member of the ABA's All-Defensive Team in both 1975 and 1976. With the 76ers, he totaled 6,585 points and 2,942 rebounds.

HIGHLIGHTS: NBA Sixth Man Award (1983)...NBA All-Defensive first team (1977, 1978, 1979, 1980, 1981, 1982, 1983, 1984)...NBA All-Defensive second team (1985)...member of NBA Championship team (1983)...member of silver-medal winning U.S. Olympic team (1972)...NBA All-Star Game (1977, 1978, 1981, 1982).



David Zinkoff

Microphone Retired: March 25, 1986

Seasons with Franchise: 22 (1963-1985)

The only non-player to be recognized with a banner in the rafters of the Wachovia Center, Dave Zinkoff was the Sixers legendary public address announcer from their inception in 1963 until his passing on Christmas Day in 1985. Zinkoff also served as the public address announcer for the Philadelphia Warriors from 1946 through 1962 and at numerous college basketball games at Convention Hall. He also served in the same capacity for boxing and wrestling at Convention Hall and for the first-ever Sugar Bowl. In addition to having his microphone retired, Zinkoff Boulevard was dedicated on June 19, 1986.

NUMBER RETIREMENT CEREMONIES



Retired: March 30, 2001



Retired: Feb. 6, 1995



Retired: March 18, 1991



Retired: April 18, 1988



Retired: Nov. 7, 1986



Retired: March 25, 1986



Retired: Dec. 17, 1976



Retired: Nov. 19, 1976



RECORDS





TEAM SINGLE-GAME RECORDS

MOST POINTS	Game	163	vs. San Francisco	03/10/63
	1st Half	86	vs. Detroit	02/12/61
	2nd Half	95	at Seattle	12/20/67
	1st Quarter	50	at San Francisco	12/16/62
	2nd Quarter	48	vs. Detroit	02/12/61
	3rd Quarter	51	vs. Detroit	03/02/63
	4th Quarter	53	at Seattle	12/20/67
	OT	22	vs. Miami	4/15/05
MOST FGM	Game	69	vs. San Francisco	03/10/63
	Half	40	vs. Detroit	01/13/63
	Quarter	21	at San Francisco	12/16/62
MOST FGA	Game	140	vs. Philadelphia	03/01/61
		140	at Philadelphia	02/17/60
	Half	78	vs. Philadelphia	03/02/61
	Quarter	40	vs. Philadelphia	03/03/61
BEST FG PCT	Game	.686 (48-70)	vs. New Jersey	03/22/86
	Half	.758 (25-33)	vs. Portland	11/16/07
	Quarter	.938 (15-16)	vs. LA Lakers	12/02/66
MOST 3-PT FGM	Game	14	vs. Indiana	11/20/96
			at Oklahoma City	12/2/09
			at Memphis	4/10/10
MOST 3-PT FGA	Game	35	vs. Indiana	11/20/96
MOST FTM	Game (5OT)	59	vs. Anderson	11/24/49
	Game	51	vs. Rochester	01/15/53
MOST FTA	Game (5OT)	86*	vs. Anderson	11/24/49
	Game	67	vs. Tri-Cities	11/17/49
		67	vs. Chicago	12/07/62
	Half	42	at San Francisco	12/18/65
	Quarter	27	at San Diego	11/08/67
		27	vs. Detroit	12/22/90
BEST FT PCT	Game	1.000	Several times; most without a miss: at Boston (29-29)	11/2/57
MOST REBOUNDS	Game	97	vs. Philadelphia	02/21/57
		97	at Philadelphia	03/04/61
	Quarter	35	vs. New York	11/11/61
MOST OFF. REBOUNDS	Game	32	at Detroit (OT)	12/19/75
		32	vs. L.A. Lakers	01/08/75
	Half	19	vs. LA Clippers	01/08/86
MOST DEF. REBOUNDS	Game	54	vs. Washington (OT)	11/15/75
	Half	34	vs. Washington	11/16/75
MOST ASSISTS	Game	45	vs. Denver	12/07/88
	Half	25	vs. Cincinnati	03/19/71
		25	vs. Boston	11/05/77
		25	vs. Detroit	03/25/81
	Quarter	16	vs. Houston	11/21/82
MOST PERSONAL FOULS	Game (OT)	59	at Baltimore	11/15/52
	Game	50	vs. New York	02/15/53
	Half	28	at Boston	12/26/50
	Quarter	16	at Boston	12/26/50
		16	vs. San Diego	11/19/69
MOST STEALS	Game	24	vs. Detroit	11/11/78
	Half	14	vs. New York	02/20/08
	Quarter	10	vs. Phoenix	03/17/84
MOST TURNOVERS	Game (2OT)	39	at Detroit	11/07/69
	Game	38	vs. San Antonio	10/22/76
		38	vs. Atlanta	01/19/77
		38	at Phoenix	03/04/79

RECORDS



TEAM SINGLE-GAME & SINGLE SEASON RECORDS

MOST TURNOVERS (CONT.)	Half	20	at Phoenix	01/27/78
		20	vs. Atlanta	12/14/79
	Quarter	13	vs. Atlanta	12/14/79
		13	vs. Denver	02/16/83
MOST BLOCKED SHOTS	Game	20	vs. Seattle	03/09/84
	Quarter	9	vs. Orlando	01/31/92
		9	vs. New York	01/22/93
LONGEST WIN STREAK	Overall	18		03/03/66 to 11/04/66
	Single-Season	14		12/21/82 to 01/21/83
	Home (Overall)	36		01/14/66 to 01/20/67
	Home (Single-Season)	25		12/17/77 to 04/08/78
	Road	13		12/08/00 to 01/28/01
LONGEST LOSING STREAK	Season	20		01/09/73 to 02/11/73
	Home	13		03/21/72 to 12/01/72
	Road	20		12/28/87 to 03/04/88
LARGEST MARGIN OF VICTORY	Home	62	vs. New York	12/25/60
	Road	41	at Chicago	11/11/80

TEAM SINGLE-SEASON RECORDS

Field Goals	3965.....	1967-68
Field Goals Attempted.....	8875.....	1961-62
Field Goal Percentage51.8.....	1981-82
3-Pt. Field Goals.....	492.....	1995-96
3-Pt. Field Goals Attempted	1438.....	1995-96
3-Pt. Field Goal Percentage.....	37.9.....	1994-95
Free Throws.....	2350.....	1962-63
Free Throws Attempted	3411.....	*1966-67
Free Throw Percentage.....	80.3.....	1956-57
Rebounds.....	5914.....	1967-68
Offensive	1385.....	1975-76
Defensive.....	2752.....	1976-77
Assists	2369.....	1980-81
Personal Fouls.....	2344.....	1961-62
Disqualifications	64.....	1950-51
Points.....	10143.....	1966-67
Average Points.....	125.2.....	1966-67
Steals.....	862.....	1985-86
Blocked Shots.....	653.....	1983-84
Turnovers	1915.....	1976-77
Most Road Wins.....	40.....	**1966-67
Most 100-point games.....	80.....	1966-67
.....	80.....	1969-70
Most Victories	68.....	1966-67
Best Percentage.....	.840 (68-13).....	1966-67
Worst Percentage110 (9-73).....	*1972-73
Most Consecutive 100-point Games	73.....	1961-62
.....	73.....	1966-67

* - league Record

** - includes Neutral Court Wins





INDIVIDUAL SINGLE-GAME RECORDS

MOST POINTS	Game	68	Wilt Chamberlain	at Chicago	12/16/67
	1st Half	39	Wilt Chamberlain	vs. LA Lakers	02/07/66
	2nd Half	39	Hal Greer	vs. Philadelphia (at Boston)	02/14/59
		39	Wilt Chamberlain	at Chicago	12/16/67
		39	Allen Iverson	at Cleveland	04/12/97
	1st Quarter	21	Julius Erving	vs. Chicago	03/28/79
	2nd Quarter	23	Wilt Chamberlain	vs. LA Lakers	02/07/66
	3rd Quarter	22	Allen Iverson	vs. Chicago	01/17/01
		22	Allen Iverson	vs. Indiana	01/06/03
	4th Quarter	25	Andrew Toney	vs. Boston	03/21/82
MOST FGM	Game	30	Wilt Chamberlain	at Chicago	12/16/67
	Half	18	Hal Greer	vs. Philadelphia (at Boston)	02/14/59
	Quarter	10	Wilt Chamberlain	vs. LA Lakers	02/07/66
		10	Wilt Chamberlain	at Chicago	12/16/67
		10	Archie Clark	at Chicago	11/18/69
MOST FGA	Game	43	Wilt Chamberlain	vs. LA Lakers	02/07/66
	Half	23	Hal Greer	vs. Boston	02/21/64
		23	Wilt Chamberlain	vs. San Francisco	03/03/66
	23	Wilt Chamberlain	at Chicago	12/16/67	
	23	Allen Iverson	vs. Minnesota	01/09/00	
	23	Allen Iverson	vs. Indiana	01/06/03	
MOST 3-PT. FGM	Game	9	Dana Barros	vs. Phoenix	01/27/95
	Game	17	Vernon Maxwell	vs. New Jersey	04/08/96
MOST CONSECUTIVE FG Single-Game	*18	Wilt Chamberlain	vs. Baltimore (at Pittsburgh)	02/24/67	
	Multiple Games	*35	Wilt Chamberlain	4 Games	2/17/67 to 2/28/67
MOST FTM	Game	24	Willie Burton	vs. Miami	12/13/94
		24	Allen Iverson	vs. Orlando	02/12/05
	Half	18	Willie Burton	vs. Miami	12/13/94
	Quarter	13	Willie Burton	vs. Miami	12/13/94
MOST FTA	Game	30	Wilt Chamberlain	vs. Seattle	12/01/67
	Half	22	Willie Burton	vs. Miami	12/13/94
	Quarter	16	Willie Burton	vs. Miami	12/13/94
MOST FTM W/O A MISS	18 of 18	Dolph Schayes	vs. Minneapolis	01/10/57	
	18 of 18	Dolph Schayes	vs. Boston	03/09/57	
	18 of 18	Dolph Schayes	vs. LA Lakers	10/29/60	
MOST REBOUNDS	Game	43	Wilt Chamberlain	vs. Boston	03/06/65
	Half	25	Wilt Chamberlain	vs. Boston	04/05/67
	Quarter	16	Wilt Chamberlain	vs. San Francisco	03/02/67
MOST OFF. REBOUNDS	Game	16	Charles Barkley	vs. New York	03/04/87
		16	Charles Barkley	vs. Denver	03/20/87
	Half	13	Charles Barkley	vs. New York	03/04/87
	Quarter	11	Charles Barkley	vs. New York	03/04/87
MOST DEF. REBOUNDS	Game	22	Caldwell Jones	vs. Milwaukee	02/18/79
	Half	13	Billy Cunningham	vs. LA Lakers	02/05/75
	Quarter	10	Caldwell Jones	vs. Golden State	01/22/78
		10	Moses Malone	vs. Portland	01/23/82
		10	Moses Malone	vs. Cleveland	02/15/85
		10	Dikembe Mutombo	vs. Chicago	12/01/02
MOST ASSISTS	Game	21	Wilt Chamberlain	vs. Detroit	02/02/68
		21	Maurice Cheeks	vs. New Jersey	10/30/82
	Half	13	Maurice Cheeks	vs. San Diego	03/03/82
	Quarter	9	Maurice Cheeks	vs. Indiana	04/11/86
		9	Darryl Dawkins	vs. Cleveland	05/05/90
		9	Eric Snow	vs. Atlanta	01/29/03
		9	Andre Iguodala	vs. New York	02/04/11

RECORDS



INDIVIDUAL SINGLE-GAME RECORDS

MOST PERSONAL FOULS	Game	7	Alex Hannum	at Boston (4OT)	12/26/50	
		7	Wally Osterkorn	at Baltimore (OT)	11/15/52	
	Half	6	Connie Dierking	vs. Cincinnati (at New York)	11/17/59	
		6	Charles Barkley	vs. Boston	12/22/87	
	Quarter	6	Hal Greer	vs. Milwaukee	02/10/70	
		6	Bud Ogden	vs. Phoenix	02/15/70	
		6	Doug Collins	vs. Cleveland	01/08/75	
		6	Clyde Lee	vs. Portland	03/12/75	
		6	Connie Dierking	vs. Cincinnati (at New York)	11/17/59	
		6	Bud Ogden	vs. Phoenix	02/15/70	
MOST STEALS		Game	9	Maurice Cheeks	vs. LA Clippers	01/05/87
			9	Hersey Hawkins	vs. Boston	01/25/91
	Half	9	Allen Iverson	vs. Orlando	03/19/00	
		9	Allen Iverson	vs. L.A. Lakers (OT)	12/20/02	
	Quarter	7	Maurice Cheeks	vs. Phoenix	03/17/84	
		7	Maurice Cheeks	vs. LA Clippers	01/05/87	
		7	Allen Iverson	vs. Orlando	03/19/00	
	6	George McGinnis	vs. Denver	12/01/76		
	MOST TURNOVERS	Game	12	Allen Iverson	vs. Golden State	03/08/05
		Half	7	Julius Erving	at Atlanta	11/15/77
7			George McGinnis	vs. New Jersey	02/19/78	
Quarter		7	Charles Barkley	vs. Portland	02/19/86	
		7	Charles Barkley	vs. Dallas	03/30/86	
		7	Charles Barkley	vs. Sacramento	03/11/88	
		7	Cliff Robinson	vs. New York	04/05/88	
		7	Allen Iverson	vs. Vancouver	11/30/96	
		7	Allen Iverson	vs. Washington	11/28/01	
		7	Allen Iverson	vs. Golden State	03/08/05	
		6	George McGinnis	vs. New Jersey	02/19/78	
		6	Bobby Jones	vs. Indiana	10/24/79	
		6	Cliff Robinson	vs. Cleveland	11/24/87	
6		Charles Barkley	vs. Sacramento	03/11/88		
6		Allen Iverson	vs. Atlanta	12/09/96		
6		Allen Iverson	vs. Atlanta	01/17/97		
MOST BLOCKED SHOTS	Game	10	Harvey Catchings	vs. Atlanta	03/21/75	
		10	Manute Bol	at Sacramento	02/14/91	
	Half	10	Dikembe Mutombo	at Chicago	12/01/02	
		10	Harvey Catchings	vs. Atlanta	03/21/75	
	Quarter	8	Dikembe Mutombo	at Chicago	12/01/02	
	MOST CONSEC. PTS.	Single-Game	32	Larry Costello (13 FG, 6 FT)	at Boston	12/08/61
Without a Miss		31	Charles Barkley (10 FG, 2 3FG, 9 FT)	vs. San Antonio	03/24/89	





SIXERS ALL-TIME TOP PERFORMANCES: 50+ POINT CLUB

PTS	PLAYER	OPP	DATE	FGM-A	3PM-A	FTM-A	W/L	SCORE
68	Wilt Chamberlain	at CHI	12/16/67	30-40	---	8-22	W	143-123
65	Wilt Chamberlain	vs LA	02/07/66	28-43	---	9-20	W	132-125
62	Wilt Chamberlain	vs SF	03/03/66	26-39	---	10-19	W	135-125
60	Allen Iverson	vs ORL	02/12/05	17-36	2-5	24-27	W	112-99
58	Allen Iverson	vs HOU	01/15/02	21-42	2-3	14-14	W	112-106 (OT)
58	Wilt Chamberlain	vs CIN	02/13/67	26-34	---	6-14	W	131-123
54	Allen Iverson	at MIL	12/18/04	17-29	4-7	16-21	W	116-97
54	Allen Iverson	at CLE	01/06/01	20-30	4-7	10-13	W	107-103
53	Allen Iverson	at ATL	12/23/05	17-31	0-1	19-21	L	108-111
53	Willie Burton	vs MIA	12/13/94	12-19	5-8	24-28	W	105-90
53	Wilt Chamberlain	vs LA	03/18/68	24-29	---	5-10	W	158-128
53	Wilt Chamberlain	at SEA	12/20/67	20-23	---	13-26	W	160-122
53	Wilt Chamberlain	vs LA	01/25/66	21-41	---	11-13	W	110-106
53	Wilt Chamberlain	vs DET	10/23/65	21-25	---	11-15	W	120-103
52	Wilt Chamberlain	vs SEA	12/01/67	22-29	---	8-30	W	133-109
51	Allen Iverson	vs UTA	12/20/04	18-31	4-6	11-17	L	101-103
51	Allen Iverson	vs TOR	01/21/01	20-40	4-8	7- 8	L	106-110 (OT)
51	Moses Malone	vs DET	11/14/84	18-32	0-0	15-18	L	133-137 (OT)
51	Wilt Chamberlain	at BAL	03/14/65	23-35	---	5- 9	L	126-143
50	Allen Iverson	vs ATL	11/29/03	20-34	4-7	6- 8	W	98-86
50	Allen Iverson	vs SAC	02/06/00	20-40	1-7	9-11	W	119-108
50	Allen Iverson	at CLE	04/12/97	17-32	5-9	11-18	L	118-125
50	Dana Barros	vs HOU	03/14/95	21-26	6-8	2- 2	L	107-136
50	Wilt Chamberlain	vs NY	01/02/66	22-38	---	6-11	W	133-122
50	Hal Greer	vs BOS	02/21/64	19-39	---	12-14	W	144-119
50	Dolph Schayes	at BOS	02/01/59	18-34	---	14-17	L	137-139 (OT)

SIXERS ALL-TIME 40-POINT CLUB

PTS	PLAYER	OPP	DATE	W/L	PTS	PLAYER	OPP	DATE	W/L
49	Wilt Chamberlain	vs LA	01/07/66	L	45	Charles Barkley	at PHO	12/28/90	L
49	Allen Iverson	at MIL	02/13/01	W	45	Allen Iverson	vs MIL	01/03/00	W*
48	Wilt Chamberlain	at CIN	03/05/65	W	45	Allen Iverson	vs UTA	12/20/00	L
48	Hal Greer	at SEA	02/05/69	W	45	Allen Iverson	vs MIA	01/24/05	W
48	Allen Iverson	at MIL	03/01/05	W	45	Allen Iverson	at MIL	11/23/05	L
48	Allen Iverson	vs CHA	04/06/05	W	45	Allen Iverson	at MIA	11/27/06	L
47	Dolph Schayes	vs PHI	03/03/57	W	44	Hal Greer	vs PHI	01/21/62	L*
47	George Yardley	vs BOS	01/12/60	W	44	Wilt Chamberlain	vs BAL	01/18/66	W
47	Wilt Chamberlain	at SEA	12/17/67	W	44	Billy Cunningham	vs NYK	01/22/69	W**
47	Billy Cunningham	at POR	12/17/71	L	44	Julius Erving	vs HOU	10/13/79	W
47	Charles Barkley	at ATL	02/09/88	L	44	Julius Erving	vs DET	12/11/82	W
47	Allen Iverson	vs ORL	02/02/01	L**	44	Allen Iverson	at CHI	04/07/97	L
47	Allen Iverson	at CHA	02/24/01	L	44	Allen Iverson	at MIL	04/11/97	L
47	Allen Iverson	vs ATL	03/09/01	W	44	Allen Iverson	vs TOR	03/22/00	W
47	Allen Iverson	at BOS	01/25/02	W	44	Allen Iverson	vs DET	01/26/01	W
47	Allen Iverson	vs WAS	03/03/06	W	43	Hal Greer	at NY	11/30/63	W
47	Allen Iverson	at NY	03/31/06	W	43	Wilt Chamberlain	vs CIN	01/28/66	W
46	Wilt Chamberlain	at CIN	11/17/65	L	43	Wilt Chamberlain	at BAL	02/11/67	L
46	Wilt Chamberlain	at BAL	12/08/65	L	43	Hal Greer	at BOS	03/03/68	W
46	Billy Cunningham	vs SEA	11/08/69	L	43	Julius Erving	at CLE	01/19/78	L
46	Andrew Toney	vs LA	03/07/82	W	43	Andrew Toney	at CLE	02/18/85	L
46	Charles Barkley	vs MIL	02/11/88	W*	43	Charles Barkley	at UTA	11/30/87	W
46	Allen Iverson	vs SA	02/12/99	L	43	Charles Barkley	vs NJ	02/19/88	W
46	Allen Iverson	at ORL	11/10/99	L	43	Charles Barkley	at NY	03/16/89	W
46	Allen Iverson	at SAC	12/30/00	W*	43	Hersey Hawkins	at ORL	11/13/91	W
46	Allen Iverson	vs GS	02/20/02	W	43	Allen Iverson	at MIN	04/10/98	L
46	Allen Iverson	vs CLE	03/06/02	W	43	Allen Iverson	at MIN	03/28/00	W
46	Allen Iverson	vs UTA	01/11/06	L	43	Allen Iverson	vs CHI	01/17/01	W
46	Allen Iverson	vs CHI	11/24/06	W	43	Allen Iverson	at DET	02/23/01	W
45	Hal Greer	at BOS	02/14/59	L	43	Allen Iverson	vs NJ	03/01/02	W
45	Wilt Chamberlain	at SF	12/20/65	L	43	Allen Iverson	at IND	04/15/05	W
45	Billy Cunningham	at ATL	01/16/72	L	43	Allen Iverson	vs CHA	12/09/05	W
45	Julius Erving	vs BOS	11/01/80	W*	42	Dolph Schayes	vs BOS	12/09/56	W

RECORDS



SIXERS ALL-TIME 40-POINT CLUB

PTS	PLAYER	OPP	DATE	W/L	PTS	PLAYER	OPP	DATE	W/L
42	Johnny Kerr	at CIN	12/20/57	W	40	Andrew Toney	vs NY	04/10/83	W
42	Lee Shaffer	vs CIN	11/28/63	L	40	Andrew Toney	at CLE	01/07/84	L
42	Hal Greer	at DET	12/01/63	W	40	Charles Barkley	vs CHI	01/30/87	W
42	Hal Greer	at STL	03/11/64	W	40	Charles Barkley	at NY	12/17/87	W
42	Wilt Chamberlain	at LA	11/24/65	L	40	Charles Barkley	vs BOS	12/22/87	L
42	Wilt Chamberlain	vs BAL	02/24/67	W	40	Charles Barkley	vs DEN	12/07/90	W
42	Andrew Toney	at IND	03/15/83	W	40	Charles Barkley	at GS	02/16/91	L
42	Julius Erving	vs HOU	02/08/84	W	40	Hersey Hawkins	at MIA	04/10/93	L
42	Moses Malone	at CHI	02/25/86	W	40	Allen Iverson	vs ATL	04/09/97	L
42	Charles Barkley	vs WAS	03/13/88	W	40	Allen Iverson	vs WAS	04/14/97	L
42	Charles Barkley	vs CHI	11/16/88	W	40	Allen Iverson	at HOU	02/03/00	L
42	Charles Barkley	vs MIL	12/04/90	W*	40	Allen Iverson	vs WAS	11/28/01	L
42	Allen Iverson	at NJ	12/23/99	L	40	Allen Iverson	at CLE	12/15/01	W
42	Allen Iverson	vs LAC	02/16/01	W	40	Allen Iverson	vs SA	01/13/01	W
42	Allen Iverson	at TOR	03/03/02	W	40	Allen Iverson	vs LAL	02/14/01	W
42	Allen Iverson	at ORL	03/31/03	W*	40	Allen Iverson	at WAS	11/11/03	W
42	Allen Iverson	at CHI	04/15/03	L	40	Allen Iverson	at SEA	03/07/03	W
42	Allen Iverson	vs SA	02/15/06	W	40	Allen Iverson	vs MIL	12/12/04	W
42	Allen Iverson	at TOR	11/16/05	W	40	Allen Iverson	at IND	12/22/04	W
42	Allen Iverson	at NJ	12/10/05	W	40	Allen Iverson	at SEA	02/19/04	W
41	Dolph Schayes	vs MIN	01/17/52	W***	40	Allen Iverson	at NY	11/26/05	L
41	Lee Shaffer	vs CHI	02/19/63	W	40	Allen Iverson	at BOS	11/30/05	L
41	Hal Greer	vs SF	01/28/64	L	40	Allen Iverson	at HOU	03/01/06	W
41	Wilt Chamberlain	vs BAL	11/30/65	L	40	Allen Iverson	at NJ	04/12/06	W
41	Wilt Chamberlain	vs BAL	01/06/66	W					
41	Wilt Chamberlain	at STL	01/09/66	W					
41	Wilt Chamberlain	at DET	01/12/66	L					
41	Wilt Chamberlain	vs DET	02/14/66	W					
41	Wilt Chamberlain	at BAL	11/25/66	W					
41	Hal Greer	vs DET	10/21/67	W					
41	Billy Cunningham	at SF	02/22/69	W					
41	Billy Cunningham	at BAL	12/25/69	L					
41	Billy Cunningham	at HOU	10/14/71	W					
41	Billy Cunningham	at BOS	01/30/72	L					
41	Fred Carter	at MIL	02/18/72	W					
41	Julius Erving	vs HOU	11/23/79	W					
41	Julius Erving	at CLE	03/16/80	L					
41	Charles Barkley	at CLE	12/13/86	L					
41	Charles Barkley	vs POR	11/30/88	W					
41	Charles Barkley	at DEN	01/05/91	W					
41	Dana Barros	vs LAL	01/21/95	W*					
41	Vernon Maxwell	vs NJ	04/08/96	W					
41	Allen Iverson	vs LAL	03/19/99	W					
41	Allen Iverson	vs NJ	02/09/00	W					
41	Allen Iverson	vs SEA	01/05/01	W					
41	Allen Iverson	vs WAS	03/02/01	W					
41	Allen Iverson	at MIA	04/10/01	L					
41	Allen Iverson	vs IND	03/08/02	W					
41	Allen Iverson	vs MIN	12/18/02	W					
41	Allen Iverson	at CLE	02/21/03	W					
41	Allen Iverson	vs SEA	01/09/06	W					
41	Allen Iverson	vs SAC	01/24/06	W					
40	Dolph Schayes	vs MIN	01/06/55	L					
40	Dolph Schayes	vs MIN	01/10/57	L					
40	Dolph Schayes	at BOS	12/07/60	W					
40	Hal Greer	vs NY	01/14/62	W					
40	Wilt Chamberlain	vs LA	02/18/65	L					
40	Wilt Chamberlain	at BAL	02/21/65	W					
40	Wilt Chamberlain	vs DET	12/10/65	L					
40	Hal Greer	vs LAL	10/17/69	W					
40	Billy Cunningham	at CIN	10/18/69	W					
40	Billy Cunningham	at PHO	02/03/70	L					
40	Fred Carter	vs CLE	01/12/73	L**					
40	Julius Erving	vs WAS	04/09/77	W					
40	Julius Erving	vs WAS	03/12/80	W					

* Denotes number of overtimes.

ALL-TIME TOP PERFORMANCES

Since the 1949-50 season, the Syracuse Nationals first season in the NBA, there have been 181 40-plus point games recorded in franchise history, by 17 different players. Additionally, there have been 26 50-plus point games recorded, by seven different players:

ALL-TIME 40-POINT GAMES

Allen Iverson.....	76
Wilt Chamberlain.....	31
Charles Barkley.....	17
Hal Greer.....	12
Billy Cunningham.....	10
Julius Erving.....	9
Dolph Schayes.....	7
Andrew Toney.....	5
Moses Malone.....	2
Dana Barros.....	2
Hersey Hawkins.....	2
Fred Carter.....	2
Lee Shaffer.....	2
George Yardley.....	1
Johnny Kerr.....	1
Vernon Maxwell.....	1
Willie Burton.....	1
TOTAL.....	181 (120-61)

ALL-TIME 50-POINT GAMES

Wilt Chamberlain.....	11
Allen Iverson.....	10
Dana Barros.....	1
Willie Burton.....	1
Hal Greer.....	1
Moses Malone.....	1
Dolph Schayes.....	1
TOTAL.....	26 (20-6)





SIXERS ALL-TIME BEST SINGLE-GAME PERFORMANCES

MOST FIELD GOALS MADE

FGM	PLAYER	OPP	DATE
30	Wilt Chamberlain	at CHI	12/16/67
28	Wilt Chamberlain	vs. LAL	02/07/66
26	Wilt Chamberlain	vs. SF	03/03/66
26	Wilt Chamberlain	vs. CIN	02/13/67
24	Wilt Chamberlain	vs. LAL	03/18/68
23	Wilt Chamberlain	at BAL	03/14/65
22	Wilt Chamberlain	vs. NY	01/02/66
22	Wilt Chamberlain	vs. SEA at BOS	12/01/67
21	George Yardley	vs. BOS	01/12/60
21	Wilt Chamberlain	vs. DET	10/23/65
21	Wilt Chamberlain	vs. LAL at MEM	01/25/66
21	Andrew Toney	vs. LAL	03/07/82
21	Dana Barros	vs. HOU	03/14/95
21	Allen Iverson	vs. HOU	01/15/02
21	Allen Iverson	vs. NOH	04/20/03

THREE-POINT FIELD GOALS

3FG	PLAYER	OPP	DATE
9	Dana Barros	vs PHO	01/27/95
8	Willie Burton	vs MIL	01/25/95
7	Tim Perry	vs CHA	02/07/94
7	Dana Barros	vs LAL (OT)	01/21/95
7	Trevor Ruffin	vs UTA	12/20/95
7	Vernon Maxwell	vs NJ	04/08/96
7	Kyle Korver	vs IND (OT)	11/12/04
7	Jodie Meeks	vs. CHA	12/04/10
7	Jodie Meeks	vs. CLE	03/27/12
7	Dorell Wright	at DAL	12/18/12
6	Charles Barkley	at MIA	02/22/89
6	Manute Bol	at PHO	03/03/93
6	Hersey Hawkins	at MIA	04/10/93
6	Willie Burton	at DET	11/15/94
6	Dana Barros	vs HOU	03/14/95
6	Vernon Maxwell	vs DAL	12/06/95
6	Scott Skiles	at MIN	12/17/95
6	Vernon Maxwell	at PHO	12/27/95
6	Allen Iverson	at HOU	12/07/96
6	Allen Iverson	at CHI	04/07/97
6	Allen Iverson	vs WAS	04/14/97
6	Andre Iguodala	at TOR	11/16/05
6	Kyle Korver	vs NY	02/21/07
6	Kyle Korver	vs ATL	03/22/06

MOST FREE THROWS

FTM	PLAYER	OPP	DATE
24 (of 28)	Willie Burton	vs. MIA	12/13/94
24 (of 27)	Allen Iverson	vs. ORL	02/12/05
23 (of 27)	Dolph Schayes	vs. MIN	01/17/52
21 (of 25)	Dolph Schayes	vs. NY	02/15/53
21 (of 23)	Moses Malone	vs. NY	02/13/85
21 (of 26)	Charles Barkley	at ATL	02/09/88
20 (of 22)	Dolph Schayes	at CIN	10/26/57
20 (of 22)	Moses Malone	vs. GSW	02/20/85
20 (of 24)	Charles Barkley	vs. NY	03/16/88
20 (of 24)	Allen Iverson	vs. HOU	02/06/06
19 (of 24)	Dolph Schayes	vs. BOS	03/11/54
19 (of 20)	Dolph Schayes	vs. STL	01/19/57
19 (of 22)	Dolph Schayes	at MIN	12/07/57
19 (of 20)	Julius Erving	vs. CHI	03/28/79
19 (of 22)	Moses Malone	vs. UTA	12/20/85
19 (of 21)	Allen Iverson	at ATL	12/23/05

MOST REBOUNDS

REB	PLAYER	OPP	DATE
43	Wilt Chamberlain	vs BOS	03/06/65
42	Wilt Chamberlain	vs BOS	01/14/66

40	Wilt Chamberlain	vs BOS	12/28/65
38	Wilt Chamberlain	vs SF	03/02/67
38	Wilt Chamberlain	at SEA	12/20/67
37	Wilt Chamberlain	vs SF	03/03/66
37	Wilt Chamberlain	vs SEA	12/01/67
36	Wilt Chamberlain	vs BOS	03/05/66
36	Wilt Chamberlain	vs STL	03/09/66
36	Wilt Chamberlain	vs CIN	02/28/67

MOST ASSISTS

AST	PLAYER	OPP	DATE
21	Wilt Chamberlain	vs DET	02/02/68
21	Maurice Cheeks	vs NJ	10/30/82
19	Wilt Chamberlain	vs CIN (OT)	03/19/68
19	Maurice Cheeks	vs WAS	04/13/87
19	Dana Barros	at PHO	01/04/95
18	Paul Seymour	at PHI	01/26/55
18	Larry Costello	vs BOS	03/03/60
18	Maurice Cheeks	vs SA	11/07/86
18	Andre Miller	vs CHI	03/26/08
17	Wilt Chamberlain	at CIN	02/17/67
17	Maurice Cheeks	vs HOU	11/21/81
17	Maurice Cheeks	vs SD	03/03/82
17	Maurice Cheeks	vs WAS	11/14/82

MOST STEALS

STL	PLAYER	OPP	DATE
9	Maurice Cheeks	vs LAC	01/05/87
9	Hersey Hawkins	vs BOS	01/25/91
9	Allen Iverson	vs ORL	03/19/00
9	Allen Iverson	vs LAL (OT)	12/20/02
8	Julius Erving	vs WAS	11/12/76
8	Henry Bibby	at POR	03/01/77
8	Maurice Cheeks	vs PHO	03/17/84
8	Maurice Cheeks	vs SA	11/07/86
8	Hersey Hawkins	vs MIL (OT)	12/04/90
8	Allen Iverson	at ATL	03/29/03
8	Allen Iverson	at CHI	11/07/03

MOST BLOCKS

BLK	PLAYER	OPP	DATE
10	Harvey Catchings	vs ATL	03/21/75
10	Manute Bol	at SAC	02/14/91
10	Dikembe Mutombo	at CHI	12/01/01
9	Moses Malone	vs SD (OT)	11/13/83
9	Manute Bol	vs BOS	04/18/91
9	Manute Bol	at LAL (OT)	03/05/93
9	Shawn Bradley	at DAL	01/07/94
9	Shawn Bradley	vs LAC	11/18/94
9	Theo Ratliff	at VAN (OT)	03/24/99
9	Theo Ratliff	vs WAS	11/29/00
9	Dikembe Mutombo	vs ATL	03/09/01
9	Dikembe Mutombo	vs MEM	12/02/01
9	Samuel Dalembert	vs NY	04/03/04
9	Samuel Dalembert	vs. MIN	12/12/07

MOST TURNOVERS

TO	PLAYER	OPP	DATE
12	Allen Iverson	vs. GSW	03/08/05
11	Allen Iverson	vs. CHI	03/19/05
10	Julius Erving	at ATL	11/15/77
10	Darryl Dawkins	at PHO	03/04/79
10	Charles Barkley	vs NJ	03/27/87
10	Cliff Robinson	vs NY	04/05/88
10	Allen Iverson	vs VAN	11/30/96
10	Clarence Weatherspoon	at BOS (OT)	01/22/97
10	Allen Iverson	vs ORL	03/28/01
9	Done 29 Times		

(Last: Allen Iverson vs. NJ, 3/2/05)

RECORDS



OPPONENTS 50-POINT CLUB

PTS	PLAYER	OPP	DATE	FGM-A	3PM-A	FTM-A	W/L	SCORE
70	Wilt Chamberlain	vs. SF	03/10/1963	27-38	---	16-22	W	163-148
63	Wilt Chamberlain	vs. SF	11/26/1964	27-58	---	9-20	W	128-117
62	Wilt Chamberlain	vs. PHI	01/21/1962	25-42	---	12-17	L	132-139
61	Wilt Chamberlain	at SF	12/11/1962	27-57	---	7-11	L	124-136
59	Wilt Chamberlain	vs. SF	01/28/1964	24-36	---	11-20	L	117-139
57	Richie Guerin	at NY	12/11/1959	18-31	---	21-26	L	121-152
56	Wilt Chamberlain	at PHI	01/05/1961	20-32	---	16-22	L	127-139
56	Elgin Baylor	at LA	01/24/1961	19-30	---	18-20	L	107-116
56	Wilt Chamberlain	vs. PHI	03/01/1961	22-44	---	12-20	W	149-128
56	Michael Jordan	at CHI	03/24/1987	22-32	0-1	12-15	L	91-93
55	Wilt Chamberlain	at PHI	10/27/1961	21-45	---	13-21	W	126-122
55	Wilt Chamberlain	at PHI	11/09/1961	20-38	---	15-27	L	108-151
55	Rick Barry	at GS	01/23/1975	23-49	---	9-10	L	100-108
53	Kareem Abdul-Jabbar	at MIL	02/18/1972	18-28	---	17-22	W	132-126
52	George Yardley	at DET	02/04/1958	18-31	---	16-16	L	113-118
52	Michael Jordan	vs. CHI	11/16/1988	24-29	0-1	4-4	W	123-110
51	Bob Pettit	vs. STL	12/21/1957	18-27	---	15-20	L	136-146
51	Wilt Chamberlain	at PHI	12/26/1961	21-53	---	9-15	L	111-118
51	Rick Barry	at GS	02/23/1974	22-40	---	7-8	L	106-125
51	Rick Barry	at GS	10/29/1977	22-38	---	7-8	L	110-113
50	Neil Johnston	vs. PHI	02/16/1954	18-30	---	14-16	L	77-95
50	Elgin Baylor	at LA	12/04/1961	17-34	---	16-22	L	120-131
50	Wilt Chamberlain	at PHI	02/04/1962	19-35	---	12-18	L	117-128
50	Elgin Baylor	at LA	12/12/1962	20-29	---	10-13	L	120-126
50	Oscar Robertson	vs. CIN	02/06/1965	17-32	---	16-16	W	127-122
50	Pete Maravich	at ATL	01/16/1972	18-29	---	14-16	L	116-124
50	Bernard King	at GS	01/03/1981	20-25	0-0	10-11	W	119-105

OPPONENTS TOP-5 SINGLE-GAME PERFORMANCES

MOST REBOUNDS

REB	PLAYER	OPP	DATE
51	Bill Russell	at BOS	02/05/60
45	Wilt Chamberlain	at PHI	02/06/60
41	Bill Russell	at BOS	02/12/58
40	Wilt Chamberlain	at PHI	11/04/59
40	Jerry Lucas	vs. CIN	02/29/64

MOST ASSISTS

AST	PLAYER	OPP	DATE
23	Jerry West	at LAL	02/01/67
22	Oscar Robertson	at CIN	10/29/61
22	John Stockton	vs. UTA	12/18/92
22	Sherman Douglas	vs. BOS	04/03/94
22	Andre Miller	at CLE	12/15/01

MOST STEALS

STL	PLAYER	OPP	DATE
10	Fred Brown	vs. SEA	12/03/76
10	Eddie Jordan	vs. NJ	03/23/79
10	Ron Harper	at CLE	03/10/87
10	Mookie Blaylock	at ATL	04/14/98
10	Michael Finley	at DAL	01/23/01

MOST BLOCKED SHOTS

BLK	PLAYER	OPP	DATE
13	Darryl Dawkins	at NJ	11/05/83
11	Mark Eaton	at UTA	12/30/88
11	Manute Bol	vs. GS	01/27/89
11	Greg Ostertag	at UTA (OT)	01/06/98
11	Joakim Noah	at CHI	02/28/12

MOST FREE THROWS

FTM	PLAYER	OPP	DATE
21	Richie Guerin	at NY	12/11/59
21	Lenny Wilkens	vs. SEA	11/08/69
20	Jerry West	at LAL	12/21/66
19	Bob Pettit	at STL	12/27/56
19	Jerry West	vs. LAL	12/17/65
19	Bob Rule	at SEA	11/15/69

MOST FIELD GOALS

FGM	PLAYER	OPP	DATE
27	Wilt Chamberlain	at SF	12/11/62
27	Wilt Chamberlain	vs. SF	03/10/63
27	Wilt Chamberlain	vs. SF	11/26/64
25	Wilt Chamberlain	vs. PHI (OT)	01/21/62
24	Wilt Chamberlain	vs. SF	01/28/64
24	Michael Jordan	vs. CHI	11/16/88





ALL-TIME INDIVIDUAL HIGHS (SINGLE-SEASON)

MOST GAMES PLAYED

Wilt Chamberlain	1967-68	82
Matt Guokas	1967-68	82
Luke Jackson	1967-68	82
Hal Greer, Chet Walker	1967-68	82
Hal Greer, Chet Walker, Darrall Imhoff	1968-69	82
Archie Clark, Billy Cunningham	1968-69	82
Bailey Howell	1970-71	82
Fred Boyd, Manny Leaks	1972-73	82
Steve Mix	1973-74	82
Leroy Ellis	1974-75	82
Fred Carter	1975-76	82
Caldwell Jones, Julius Erving	1976-77	82
Henry Bibby, Steve Mix	1977-78	82
Henry Bibby, Maurice Cheeks	1978-79	82
Henry Bibby	1979-80	82
Julius Erving, Lionel Hollins	1980-81	82
Charles Barkley, Sedale Threatt	1984-85	82
Maurice Cheeks	1985-86	82
Mike Gminski, Ron Anderson, Brooks	1988-89	82
Hersey Hawkins	1989-90	82
Ron Anderson, Manute Bol	1990-91	82
Ron Anderson, Johnny Dawkins	1991-92	82
Clarence Weatherspoon	1992-93	82
Clarence Weatherspoon	1993-94	82
Dana Barros, Shawn Bradley	1994-95	82
Clarence Weatherspoon, Michael Cage	1996-97	82
Aaron McKie, Eric Snow	1999-00	82
George Lynch	2000-01	82
Allen Iverson, Eric Snow	2002-03	82
Samuel Dalembert, Eric Snow	2003-04	82
Kyle Korver, Andre Iguodala	2004-05	82
Kyle Korver, Andre Iguodala, John Salmons	2005-06	82
Samuel Dalembert	2006-07	82
S. Dalembert, A. Iguodala, A. Miller	2007-08	82
S. Dalembert, A. Iguodala, A. Miller	2008-09	82
Samuel Dalembert, Andre Iguodala	2009-10	82
Jrue Holiday, Thaddeus Young	2010-11	82
Spencer Hawes, Evan Turner	2012-13	82

MOST POINTS

1. Wilt Chamberlain	1965-66	2649
2. Allen Iverson	2005-06	2377
3. Allen Iverson	2004-05	2302
4. Charles Barkley	1987-88	2264
5. Allen Iverson	2002-03	2262
6. Allen Iverson	2000-01	2207
7. Billy Cunningham	1969-70	2114
8. Julius Erving	1979-80	2100
9. Charles Barkley	1988-89	2037
10. Billy Cunningham	1968-69	2034

BEST SCORING AVERAGE

Min. 20 Games Played

1. Wilt Chamberlain	1965-66	33.5
2. Allen Iverson	2005-06	33.0
3. Allen Iverson	2001-02	31.4
4. Allen Iverson	2000-01	31.1
5. Allen Iverson	2004-05	30.7
6. Wilt Chamberlain	1964-65	30.1
7. Allen Iverson	1999-00	28.4
8. Charles Barkley	1987-88	28.3
9t. Charles Barkley	1990-91	27.6
9t. Allen Iverson	2002-03	27.6

MOST MINUTES

1. Wilt Chamberlain	1967-68	3836
2. Wilt Chamberlain	1965-66	3737
3. Wilt Chamberlain	1966-67	3682
4. Allen Iverson	2002-03	3485
5. Billy Cunningham	1968-69	3345
6. Hal Greer	1965-66	3326
7. Dana Barros	1994-95	3318
8. Hal Greer	1968-69	3311
9. Maurice Cheeks	1985-86	3270
10. Andre Iguodala	2008-09	3269

SIXERS INDIVIDUAL SINGLE-SEASON RECORDS

Total Points	2649	Wilt Chamberlain.....	1965-66
Average Points per Game	33.5	Wilt Chamberlain.....	1965-66
Minutes Played	3836	Wilt Chamberlain.....	1967-68
FG	1074	Wilt Chamberlain.....	1965-66
FGA	1990	Wilt Chamberlain.....	1965-66
FG Percentage	.683	Wilt Chamberlain.....	1966-67
3-PT FG	226	Kyle Korver	2004-05
3-PT FG Attempted	558	Kyle Korver	2004-05
3-PT FG Percentage	.464	Dana Barros.....	1994-95
FT Made	737	Moses Malone.....	1984-85
FT Attempted	976	Wilt Chamberlain.....	1965-66
FT Percentage	.938	Mike Gminski	1987-88
Rebounds	1957	Wilt Chamberlain.....	1966-67
Rebounds Offensive	445	Moses Malone.....	1982-83
Rebounds Defensive	749	Moses Malone.....	1982-83
Assists	753	Maurice Cheeks.....	1985-86
Personal Fouls	338	Shawn Bradley	1994-95
Disqualifications	18	Shawn Bradley	1994-95
Steals	225	Allen Iverson	2002-03
Blocked Shots	274	Shawn Bradley	1994-95
Turnovers	350	Charles Barkley	1985-86

RECORDS



ALL-TIME INDIVIDUAL HIGHS (SINGLE-SEASON)

MOST FIELD GOALS

1.	Wilt Chamberlain	1965-66	1074
2.	Julius Erving	1979-80	838
3.	Wilt Chamberlain	1967-68	819
4.	Allen Iverson	2005-06	815
5.	Allen Iverson	2002-03	804
6.	Billy Cunningham	1969-70	802
7.	Julius Erving	1980-81	794
8.	Wilt Chamberlain	1966-67	785
9.	Julius Erving	1981-82	780
10.	Hal Greer	1967-68	777

MOST FIELD GOALS ATTEMPTED

1.	Wilt Chamberlain	1965-66	1990
2.	Allen Iverson	2002-03	1940
3.	Allen Iverson	2005-06	1822
4.	Allen Iverson	2004-05	1818
5.	Allen Iverson	2000-01	1813
6.	Billy Cunningham	1968-69	1736
7.	Allen Iverson	1999-00	1733
8.	Billy Cunningham	1969-70	1710
9.	Allen Iverson	2001-02	1669
10.	Fred Carter	1973-74	1641

BEST FIELD GOAL PERCENTAGE

Min. 100 FGM

1.	Wilt Chamberlain	1966-67	.683
2.	Darryl Dawkins	1976-77	.628
3.	Darryl Dawkins	1980-81	.607
4.	Steven Hunter	2005-06	.601
5.	Charles Barkley	1989-90	.600
6.	Wilt Chamberlain	1967-68	.595
7.	Charles Barkley	1986-87	.594
8.	Warren Kidd	1993-94	.592
9.	Todd MacCulloch	2000-01	.589
10.	Charles Barkley	1987-88	.587

THREE POINT FIELD GOALS

3-PT. FG has been compiled since 1979-80

1.	Kyle Korver	2004-05	226
2.	Dana Barros	1994-95	197
3.	Kyle Korver	2005-06	184
4.	Allen Iverson	1996-97	155
5.	Vernon Maxwell	1995-96	146
6.	Jodie Meeks	2010-11	138
7t.	Dana Barros	1993-94	135
7t.	Dorell Wright	2012-13	135
9.	Kyle Korver	2006-07	132
10.	Hersey Hawkins	1992-93	122

THREE POINT FIELD GOAL ATTEMPTS

3-PT. FGA has been compiled since 1979-80

1.	Kyle Korver	2004-05	558
2.	Vernon Maxwell	1995-96	460
3.	Allen Iverson	1996-97	455
4.	Kyle Korver	2005-06	438
5.	Dana Barros	1994-95	425
6.	Dorell Wright	2012-13	361
7.	Dana Barros	1993-94	354
8.	Jodie Meeks	2010-11	348
9.	Jerry Stackhouse	1996-97	342
10t.	Kyle Korver	2006-07	307
10t.	Hersey Hawkins	1992-93	307
10t.	Andre Iguodala	2007-08	307

THREE POINT FIELD GOAL PERCENTAGE

3-PT. FG PCT. has been compiled since 1979-80
Min. 50 3-PT FGM

1.	Dana Barros	1994-95	.464
2.	Aaron McKie	2003-04	.436
3.	Kyle Korver	2006-07	.430
4.	Hersey Hawkins	1988-89	.428
5.	Gerald Henderson	1987-88	.421
6t.	Kyle Korver	2005-06	.420
6t.	Hersey Hawkins	1989-90	.420
8.	Kyle Korver	2004-05	.405
9.	Hersey Hawkins	1990-91	.400
10.	Aaron McKie	2001-02	.398

MOST FREE THROWS

1.	Moses Malone	1984-85	737
2.	Charles Barkley	1987-88	714
3.	Dolph Schayes	1960-61	680
4.	Allen Iverson	2005-06	675
5.	Allen Iverson	2004-05	656
6.	Dolph Schayes	1957-58	629
7.	Dolph Schayes	1956-57	625
8.	Moses Malone	1985-86	617
9.	Charles Barkley	1988-89	602
10.	Moses Malone	1982-83	600

MOST FREE THROWS ATTEMPTED

1.	Wilt Chamberlain	1965-66	976
2.	Charles Barkley	1987-88	951
3.	Wilt Chamberlain	1967-68	932
4.	Moses Malone	1984-85	904
5.	Wilt Chamberlain	1966-67	875
6.	Allen Iverson	2005-06	829
7.	Charles Barkley	1988-89	799
8.	Moses Malone	1982-83	788
9.	Allen Iverson	2004-05	786
10.	Moses Malone	1985-86	784

FREE THROW PERCENTAGE

Min. of 50 FTM

1.	Mike Gminski	1987-88	.938
2.	Kyle Korver	2006-07	.914
3.	Doug Collins	1979-80	.911
4.	Jodie Meeks	2011-12	.906
5t.	Dolph Schayes	1956-57	.904
5t.	Dolph Schayes	1957-58	.904
7.	Larry Costello	1966-67	.902
8.	Dana Barros	1994-95	.899
9.	Dolph Schayes	1961-62	.897
10.	Jodie Meeks	2010-11	.894

MOST REBOUNDS

Rebounds have been compiled since 1950-51

1.	Wilt Chamberlain	1966-67	1957
2.	Wilt Chamberlain	1967-68	1952
3.	Wilt Chamberlain	1965-66	1943
4.	Moses Malone	1982-83	1194
5.	John (Red) Kerr	1961-62	1176
6.	Billy Cunningham	1969-70	1101
7.	Dolph Schayes	1950-51	1080
8.	Billy Cunningham	1968-69	1050
9.	John (Red) Kerr	1962-63	1039
10.	Moses Malone	1984-85	1031





ALL-TIME INDIVIDUAL HIGHS (SINGLE-SEASON)

MOST OFFENSIVE REBOUNDS

Offensive rebounds have been compiled since 1973-74

1.	Moses Malone	1982-83	445
2.	Charles Barkley	1988-89	403
3.	Charles Barkley	1986-87	390
4.	Moses Malone	1984-85	385
5.	Charles Barkley	1987-88	385
6.	Charles Barkley	1989-90	361
7.	Charles Barkley	1985-86	354
8.	Moses Malone	1983-84	352
9.	Moses Malone	1985-86	339
10.	George McGinnis	1976-77	324

MOST DEFENSIVE REBOUNDS

Defensive rebounds have been compiled since 1973-74

1.	Moses Malone	1982-83	749
2.	Caldwell Jones	1979-80	731
3.	George McGinnis	1975-76	707
4.	Charles Barkley	1985-86	672
5.	Moses Malone	1984-85	646
6.	Caldwell Jones	1980-81	613
7.	Dikembe Mutombo	2001-02	609
8.	Charles Barkley	1986-87	604
9.	Moses Malone	1983-84	598
10.	Leroy Ellis	1973-74	598

MOST ASSISTS

1.	Maurice Cheeks	1985-86	753
2.	Wilt Chamberlain	1967-68	702
3.	Maurice Cheeks	1981-82	667
4.	Maurice Cheeks	1987-88	635
5.	Wilt Chamberlain	1966-67	630
6.	Jrue Holiday	2012-13	625
7.	Eric Snow	1999-00	624
8.	Dana Barros	1994-95	619
9.	Johnny Dawkins	1989-90	601
10.	Allen Iverson	2004-05	596

MOST PERSONAL FOULS

1.	Shawn Bradley	1994-95	338
2.	George McGinnis	1975-76	334
3.	Charles Barkley	1985-86	333
4.	Billy Cunningham	1969-70	331
5.	Billy Cunningham	1968-69	329
6.	Billy Cunningham	1970-71	328
7.	Darryl Dawkins	1979-80	328
8.	Darryl Dawkins	1980-81	316
9.	Hal Greer	1965-66	315
10.	Darrall Imhoff	1968-69	310

MOST DISQUALIFICATIONS

Disqualifications have been compiled since 1950-51

1.	Shawn Bradley	1994-95	18
2.	Alex Hannum	1950-51	16
3.	Billy Cunningham	1969-70	15
4.	George McGinnis	1975-76	13
5t.	Darrall Imhoff	1968-69	12
5t.	Earl Lloyd	1953-54	12
5t.	Billy Cunningham	1965-66	12
5t.	Billy Cunningham	1971-72	12
9t.	Billy Gabor	1952-53	11
9t.	George Ratkovicz	1950-51	11

MOST STEALS

Steals have been compiled since 1973-74

1.	Allen Iverson	2002-03	225
2.	Steve Mix	1973-74	212
3.	Maurice Cheeks	1981-82	209
4.	Maurice Cheeks	1985-86	207
5.	George McGinnis	1975-76	198
6.	Maurice Cheeks	1980-81	193
7.	Maurice Cheeks	1982-83	184
8.	Maurice Cheeks	1979-80	183
9t.	Maurice Cheeks	1986-87	180
9t.	Allen Iverson	2004-05	180

MOST BLOCKED SHOTS

Blocked shots have been compiled since 1973-74

1.	Shawn Bradley	1994-95	274
2.	Manute Bol	1990-91	247
3.	Manute Bol	1991-92	205
4.	Theo Ratliff	1997-98	203
5.	Caldwell Jones	1976-77	200
6.	Samuel Dalembert	2007-08	192
7.	Dikembe Mutombo	2001-02	190
8.	Samuel Dalembert	2003-04	189
9.	Theo Ratliff	2000-01	187
10.	Theo Ratliff	1999-00	171

TURNOVERS

Turnovers have been compiled since 1977-78

1.	Charles Barkley	1985-86	350
2.	Allen Iverson	2004-05	344
3.	Allen Iverson	1996-97	337
4.	Charles Barkley	1986-87	322
5.	Jerry Stackhouse	1996-97	316
6.	Julius Erving	1978-79	315
7.	George McGinnis	1977-78	312
8.	Charles Barkley	1987-88	304
9.	Andrew Toney	1983-84	297
10.	Jrue Holiday	2012-13	292



Manute Bol, the tallest player ever to suit up for the Sixers at 7-foot-7, posted back-to-back seasons with 200-plus blocked shots (1990-91, 1991-92).

RECORDS



ALL-TIME INDIVIDUAL HIGHS (CAREER)

MOST SEASONS WITH FRANCHISE

1.	Dolph Schayes.....	16
2.	Hal Greer.....	15
3.	Paul Seymour.....	13
4t.	Maurice Cheeks.....	11
4t.	Julius Erving.....	11
4t.	Allen Iverson.....	12
4t.	John (Red) Kerr.....	11
8t.	Al Bianchi.....	10
8t.	Larry Costello.....	10
10t.	Billy Cunningham.....	9
10t.	Steve Mix.....	9

MOST GAMES PLAYED

1.	Hal Greer.....	1122
2.	Dolph Schayes.....	1059
3.	Maurice Cheeks.....	853
4.	Julius Erving.....	836
5.	John (Red) Kerr.....	834
6.	Allen Iverson.....	722
7.	Paul Seymour.....	693
8.	Al Bianchi.....	687
9.	Steve Mix.....	668
10.	Billy Cunningham.....	654

MOST POINTS

1.	Hal Greer.....	21586
2.	Allen Iverson.....	19931
3.	Dolph Schayes.....	19247
4.	Julius Erving.....	18364
5.	Charles Barkley.....	14184
6.	Billy Cunningham.....	13626
7.	John (Red) Kerr.....	11699
8.	Maurice Cheeks.....	10429
9.	Andre Iguodala.....	9422
10.	Chet Walker.....	9043

SCORING AVERAGE

Min. of 100 games played

1.	Wilt Chamberlain.....	27.6
2.	Allen Iverson.....	27.6
3.	Charles Barkley.....	23.3
4.	Julius Erving.....	22.0
5.	George McGinnis.....	21.6
6.	Moses Malone.....	21.0
7.	Billy Cunningham.....	20.8
8.	Jerry Stackhouse.....	19.5
9.	Hal Greer.....	19.2
10.	Hersey Hawkins.....	19.0

MOST MINUTES PLAYED

Minutes have been compiled since 1950-51

1.	Hal Greer.....	39788
2.	Dolph Schayes.....	29800
3.	Allen Iverson.....	29879
4.	Julius Erving.....	28677
5.	Maurice Cheeks.....	28583
6.	John (Red) Kerr.....	26014
7.	Andre Iguodala.....	23216
8.	Charles Barkley.....	22761
9.	Billy Cunningham.....	22406
10.	Larry Costello.....	18624

MOST FIELD GOALS

1.	Hal Greer.....	8504
2.	Julius Erving.....	7237
3.	Allen Iverson.....	6962
4.	Dolph Schayes.....	6134
5.	Billy Cunningham.....	5116
6.	Charles Barkley.....	5025
7.	John (Red) Kerr.....	4623
8.	Maurice Cheeks.....	4192
9.	Chet Walker.....	3318
10.	Andre Iguodala.....	3301

SIXERS INDIVIDUAL CAREER RECORDS

Most Seasons With Franchise	16	Dolph Schayes.....	1948-64
Most Games Played	1122	Hal Greer.....	1958-73
Most Points	21586	Hal Greer.....	1958-73
Scoring Average	27.6	Wilt Chamberlain.....	1965-68
Most Minutes Played	39788	Hal Greer.....	1958-73
Most Field Goals	8504	Hal Greer.....	1958-73
Most Field Goals Attempted	18111	Hal Greer.....	1958-73
Field Goal Percentage	.583	Wilt Chamberlain.....	1965-68
Three-Point Field Goals Made	885	Allen Iverson.....	1996-07, 2009-10
Three-Point Field Goals Attempted	2864	Allen Iverson.....	1996-07, 2009-10
Three-Point Field Goal Percentage	.426	Dana Barros.....	1993-95
Most Free Throws	6979	Dolph Schayes.....	1948-64
Most Free Throws Attempted	8274	Dolph Schayes.....	1948-64
Free Throw Percentage	.873	Mike Gminski.....	1987-91
Most Rebounds	11256	Dolph Schayes.....	1948-64
Most Offensive Rebounds	2688	Charles Barkley.....	1984-92
Most Defensive Rebounds	4391	Charles Barkley.....	1984-92
Most Assists	6212	Maurice Cheeks.....	1978-89
Most Personal Fouls	3855	Hal Greer.....	1958-73
Most Disqualifications	90	Dolph Schayes.....	1948-64
Most Steals	1942	Maurice Cheeks.....	1978-89
Most Blocked Shots	1293	Julius Erving.....	1976-87
Turnovers	2662	Allen Iverson.....	1996-07, 2009-10





ALL-TIME INDIVIDUAL HIGHS (CAREER)

MOST FIELD GOALS ATTEMPTED

1. Hal Greer	18811
2. Allen Iverson	16543
3. Dolph Schayes	15427
4. Julius Erving	14276
5. Billy Cunningham	11467
6. John (Red) Kerr	11059
7. Charles Barkley	8722
8. Maurice Cheeks	7940
9. Fred Carter	7539
10. Chet Walker	7254

FIELD GOAL PERCENTAGE

Min. of 500 FGM

1. Wilt Chamberlain583
2. Charles Barkley576
3. Darryl Dawkins555
4. Bobby Jones542
5. Maurice Cheeks528
6. Samuel Dalembert527
7. Thaddeus Young512
8. Darrall Imhoff510
9. Julius Erving507
10. Steve Mix503

THREE POINT FIELD GOALS

3-PT field goals have been compiled since 1979-80

1. Allen Iverson	885
2. Kyle Korver	661
3. Andre Iguodala	563
4. Hersey Hawkins	476
5. Lou Williams	373
6. Dana Barros	332
7. Jrue Holiday	299
8. Aaron McKie	295
9. Jodie Meeks	254
10. Charles Barkley	214



Dana Barros connected on a franchise-record 42.6 percent from three-point range in two seasons with the 76ers (1993-95).

THREE POINT FIELD GOALS ATTEMPTED

3-PT FGA have been compiled since 1979-80

1. Allen Iverson	2864
2. Andre Iguodala	1700
3. Kyle Korver	1618
4. Hersey Hawkins	1172
5. Lou Williams	1107
6. Charles Barkley	888
7. Aaron McKie	842
8t. Jrue Holiday	799
8t. Dana Barros	779
10. Jerry Stackhouse	680

THREE POINT FIELD GOAL PERCENTAGE

3-PT FG PCT has been compiled since 1979-80

Min. 50 3FGM

1. Dana Barros426
2. Kyle Korver413
3. Hersey Hawkins406
4. Willie Burton385
5. Jodie Meeks383
6. Gerald Henderson376
7. Jrue Holiday374
8. Scott Brooks371
9. Keith Van Horn369
10t. Trevor Ruffin366
10t. Rex Walters366

MOST FREE THROWS

1. Dolph Schayes	6979
2. Allen Iverson	5024
3. Hal Greer	4578
4. Charles Barkley	3920
5. Julius Erving	3844
6. Billy Cunningham	3394
7. Moses Malone	2589
8. John (Red) Kerr	2453
9. Chet Walker	2407
10. Andre Iguodala	2257

MOST FREE THROWS ATTEMPTED

1. Dolph Schayes	8274
2. Allen Iverson	6457
3. Hal Greer	5717
4. Charles Barkley	5347
5. Julius Erving	4950
6. Billy Cunningham	4717
7. John (Red) Kerr	3410
8. Moses Malone	3320
9. Chet Walker	3255
10. Wilt Chamberlain	3163

FREE THROW PERCENTAGE

Min. of 200 FTM

1. Jodie Meeks886
2. Kyle Korver880
3. Mike Gminski873
4. Dana Barros872
5. Jeff Hornacek868
6. Hersey Hawkins867
7. Johnny Dawkins851
8t. Larry Costello846
8t. Ron Anderson846
10. Dolph Schayes843

RECORDS



ALL-TIME INDIVIDUAL HIGHS (CAREER)

MOST REBOUNDS

Rebounds have been compiled since 1950-51

1.	Dolph Schayes.....	11256
2.	John (Red) Kerr.....	9506
3.	Charles Barkley.....	7079
4.	Billy Cunningham.....	6638
5.	Wilt Chamberlain.....	6632
6.	Hal Greer.....	5665
7.	Julius Erving.....	5601
8t.	Samuel Dalembert.....	4844
8t.	Luke Jackson.....	4613
10.	Caldwell Jones.....	4454

OFFENSIVE REBOUNDS

Offensive rebounds have been compiled since 1973-74

1.	Charles Barkley.....	2688
2.	Julius Erving.....	2067
3.	Moses Malone.....	1627
4.	Samuel Dalembert.....	1561
5.	Steve Mix.....	1318
6.	Clarence Weatherspoon.....	1142
7.	Caldwell Jones.....	1115
8.	Bobby Jones.....	950
9.	George McGinnis.....	866
10.	Darryl Dawkins.....	685

DEFENSIVE REBOUNDS

Defensive rebounds have been compiled since 1973-74

1.	Charles Barkley.....	4391
2.	Julius Erving.....	3534
3.	Caldwell Jones.....	3339
4.	Samuel Dalembert.....	3283
5.	Andre Iguodala.....	2934
6.	Moses Malone.....	2646
7.	Clarence Weatherspoon.....	2573
8.	Steve Mix.....	2453
9.	Darryl Dawkins.....	2323
10.	Allen Iverson.....	2171

MOST ASSISTS

1.	Maurice Cheeks.....	6212
2.	Hal Greer.....	4540
3.	Allen Iverson.....	4385
4.	Julius Erving.....	3224
5.	Dolph Schayes.....	3072
6.	Andre Iguodala.....	2991
7.	Eric Snow.....	2965
8.	Larry Costello.....	2901
9.	Billy Cunningham.....	2625
10.	Paul Seymour.....	2335

MOST PERSONAL FOULS

1.	Hal Greer.....	3855
2.	Dolph Schayes.....	3664
3.	Billy Cunningham.....	2431
4.	Julius Erving.....	2286
5.	John (Red) Kerr.....	2139
6.	Larry Costello.....	2107
7.	Al Bianchi.....	2069
8.	Charles Barkley.....	2045
9.	Maurice Cheeks.....	1934
10.	Samuel Dalembert.....	1844

MOST DISQUALIFICATIONS

Disqualifications have been compiled since 1950-51

1.	Dolph Schayes.....	90
2.	Hal Greer.....	72
3.	Billy Cunningham.....	64
4.	Al Bianchi.....	54
5.	Larry Costello.....	47
6.	Earl Lloyd.....	41
7.	Dave Gambee.....	39
8t.	John (Red) Kerr.....	34
8t.	Darryl Dawkins.....	34
10.	Charles Barkley.....	33

MOST STEALS

Steals have been compiled since 1973-74

1.	Maurice Cheeks.....	1942
2.	Allen Iverson.....	1644
3.	Julius Erving.....	1508
4.	Andre Iguodala.....	1076
5.	Charles Barkley.....	1007
6.	Steve Mix.....	851
7.	Bobby Jones.....	727
8.	Hersey Hawkins.....	722
9.	Eric Snow.....	702
10.	Aaron McKie.....	675

BLOCKED SHOTS

Blocked Shots have been compiled since 1973-74

1.	Julius Erving.....	1293
2.	Samuel Dalembert.....	1131
3.	Caldwell Jones.....	926
4.	Theo Ratliff.....	710
5.	Bobby Jones.....	694
6.	Darryl Dawkins.....	635
7.	Charles Barkley.....	606
8.	Manute Bol.....	580
9.	Clarence Weatherspoon.....	496
10.	Moses Malone.....	478

TURNOVERS

Turnovers have been compiled since 1977-78

1.	Allen Iverson.....	2662
2.	Julius Erving.....	2323
3.	Charles Barkley.....	2127
4.	Maurice Cheeks.....	1970
5.	Andre Iguodala.....	1460
6.	Andrew Toney.....	1394
7.	Moses Malone.....	1120
8.	Bobby Jones.....	1023
9.	Eric Snow.....	967
10.	Clarence Weatherspoon.....	947





ALL-TIME ROOKIE LEADERS (SEASON)

POINTS

	PLAYER	YEAR	PTS
1.	Allen Iverson	1996-97	1787
2.	Jerry Stackhouse	1995-96	1384
3.	Clarence Weatherspoon	1992-93	1280
4.	Lee Schaffer	1961-62	1267
5.	Hersey Hawkins	1988-89	1196
6.	Charles Barkley	1984-85	1148
7.	Billy Cunningham	1965-66	1143
8.	Luke Jackson	1964-65	1126
9.	Andrew Toney	1980-81	968
10.	Chet Walker	1962-63	957

MOST FIELD GOALS

	PLAYER	YEAR	FG
1.	Allen Iverson	1996-97	625
2.	Lee Schaffer	1961-62	514
3.	Clarence Weatherspoon	1992-93	494
4.	Jerry Stackhouse	1995-96	452
5.	Hersey Hawkins	1988-89	442

MOST FIELD GOALS ATTEMPTED

	PLAYER	YEAR	FGA
1.	Allen Iverson	1996-97	1504
2.	Lee Schaffer	1961-62	1180
3.	Jerry Stackhouse	1995-96	1091
4.	Clarence Weatherspoon	1992-93	1053
5.	Luke Jackson	1964-65	1013

MOST THREE-POINT FIELD GOALS

	PLAYER	YEAR	3FGM
1.	Allen Iverson	1996-97	155
2.	Jerry Stackhouse	1995-96	93
3.	Kyle Korver	2003-04	81
4.	Hersey Hawkins	1988-89	71
5.	Jrue Holiday	2009-10	62

MOST THREE-POINT FIELD GOAL ATTEMPTS

	PLAYER	YEAR	3FGA
1.	Allen Iverson	1996-97	455
2.	Jerry Stackhouse	1995-96	292
3.	Kyle Korver	2003-04	207
4.	Tim Thomas	1997-98	171
5.	Hersey Hawkins	1988-89	166

MOST FREE THROWS MADE

	PLAYER	YEAR	FTM
1.	Jerry Stackhouse	1995-96	387
2.	Allen Iverson	1996-97	382
3.	Charles Barkley	1984-85	293
4.	Clarence Weatherspoon	1992-93	291
5.	Luke Jackson	1964-65	288

MOST FREE THROW ATTEMPTS

	PLAYER	YEAR	FTA
1.	Allen Iverson	1996-97	544
2.	Jerry Stackhouse	1995-96	518
3.	Billy Cunningham	1965-66	443
4.	Clarence Weatherspoon	1992-93	408
5.	Luke Jackson	1964-65	404



Allen Iverson set a franchise record with 1,787 points during his rookie season in 1996-97.

MOST REBOUNDS

	PLAYER	YEAR	REB
1.	Luke Jackson	1964-65	980
2.	Charles Barkley	1984-85	703
3.	Billy Cunningham	1965-66	599
4.	Clarence Weatherspoon	1992-93	589
5.	Chet Walker	1962-63	561

MOST ASSISTS

	PLAYER	YEAR	AST
1.	Allen Iverson	1996-97	567
2.	Maurice Cheeks	1978-79	431
3.	Scott Brooks	1988-89	306
4.	Freddie Boyd	1972-73	301
5.	Jrue Holiday	2009-10	280

MOST STEALS

	PLAYER	YEAR	STL
1.	Maurice Cheeks	1978-79	174
2.	Allen Iverson	1996-97	157
3.	Andre Iguodala	2004-05	138
4.	Hersey Hawkins	1988-89	120
5t.	Charles Barkley	1984-85	95
5t.	Speedy Claxton	2001-02	95

MOST TURNOVERS

	PLAYER	YEAR	TO
1.	Allen Iverson	1996-97	337
2.	Jerry Stackhouse	1995-96	252
3.	Andrew Toney	1980-81	219
4.	Charles Barkley	1984-85	209
5.	Maurice Cheeks	1978-79	193

MOST BLOCKED SHOTS

	PLAYER	YEAR	BLK
1.	Shawn Bradley	1993-94	147
2.	Sharonne Wright	1994-95	104
3.	Charles Barkley	1984-85	80
4.	Jerry Stackhouse	1995-96	79
5.	Clarence Weatherspoon	1992-93	67

RECORDS



FRANCHISE SCORING LEADERS (CAREER)

	PLAYERS	YEARS	G	FG	3FG	FT	PTS	AVG
1.	Hal Greer	1958-73	1122	8504	---	4578	21586	19.2
2.	Allen Iverson	1996-07/2009-10	722	6962	885	5122	19931	27.6
3.	Dolph Schayes	1949-64	1059	6134	---	6979	19247	18.2
4.	Julius Erving	1976-87	836	7237	46	3844	18364	22.0
5.	Charles Barkley	1984-92	610	5025	214	3920	14184	23.3
6.	Billy Cunningham	1965-72/1974-76	654	5116	---	3394	13626	20.8
7.	John (Red) Kerr	1954-65	834	4623	---	2453	11699	14.0
8.	Maurice Cheeks	1978-89	853	4192	40	2005	10429	12.2
9.	Andre Iguodala	2004-2012	615	3301	563	2257	9422	15.3
10.	Chet Walker	1962-69	558	3318	---	2407	9043	16.2
11.	Larry Costello	1957-68	615	2863	---	2231	7957	12.9
12.	Fred Carter	1971-77	409	3248	---	1177	7673	18.8
13.	Hersey Hawkins	1988-93	403	2626	476	1929	7657	19.0
14.	Wilt Chamberlain	1964-68	277	3105	---	1441	7651	27.6
15.	Steve Mix	1974-82	668	2893	5	1768	7559	11.3
16.	Moses Malone	1982-94/1993-94	357	2461	0	2589	7511	21.0
17.	Andrew Toney	1980-88	468	2859	138	1602	7458	15.9
18.	Doug Collins	1973-81	415	2927	0	1573	7427	17.9
19.	Clarence Weatherspoon	1992-98	448	2669	10	1519	6867	15.3
20.	Bobby Jones	1978-86	617	2471	0	1643	6585	10.7
21.	Paul Seymour	1949-60	693	2211	---	1853	6275	9.1
22.	Thaddeus Young	2007-present	437	2436	118	671	5661	13.0
23.	Al Bianchi	1956-66	687	2212	---	1126	5550	8.1
24.	Dave Gambee	1960-67	475	1932	---	1590	5454	11.5
25.	Wali Jones	1965-71	454	2117	---	995	5229	11.5
26.	Luke Jackson	1965-72	522	2004	---	1162	5170	9.9
27.	Lou Williams	2005-12	455	1730	373	1325	5158	11.3
28.	Ron Anderson	1988-93	393	2151	95	741	5138	13.1
29.	George McGinnis	1975-78	234	1894	---	1258	5046	21.6
30.	Darryl Dawkins	1975-82	448	2062	0	885	5009	11.2
31.	Samuel Dalembert	2001-11	582	1934	0	842	4710	8.1
32.	Archie Clark	1968-71	241	1711	---	959	4381	18.2
33.	Eric Snow	1997-04	452	1589	35	1162	4375	9.7
34.	Aaron McKie	1997-05	536	1605	295	638	4143	7.3
35.	Jrue Holiday	2009-2013	298	1591	299	513	3994	13.4
36.	Willie Green	2003-11	422	1596	259	503	3954	9.4
37.	Derrick Coleman	1995-98/2001-04	283	1429	123	962	3943	13.9
38.	George King, Jr.	1951-56	348	1282	---	1045	3609	10.4
39.	Mike Gminski	1987-91	240	1413	4	755	3585	14.9
40.	Kyle Korver	2003-2007	337	1221	661	424	3527	10.5
41.	Andre Miller	2007-2009	221	1368	19	755	3510	15.9
42.	Caldwell Jones	1977-82	482	1367	0	732	3466	7.2
43.	Earl Lloyd	1952-58	413	1279	---	874	3432	8.3
44.	Jerry Stackhouse	1995-98	175	1113	211	979	3416	19.5
45.	Billy Gabor	1949-55	365	1195	---	962	3352	9.2
46.	Johnny Dawkins	1990-94	313	1320	122	581	3343	10.7
47.	Henry Bibby	1976-80	327	1207	11	884	3309	10.1
48.	Lee Shaffer	1961-64	196	1328	---	635	3291	16.8
49.	Elton Brand	2008-12	246	1364	---	543	3271	13.3
50.	Lloyd (World) Free	1975-78/1986-87	245	1135	2	893	3165	12.9





YEARLY LEADERS

MINUTES PLAYED - compiled since 1950-51

1951-52	Red Rocha.....	2543
1952-53	Paul Seymour.....	2684
1953-54	Paul Seymour.....	2727
1954-55	Paul Seymour.....	2950
1955-56	Dolph Schayes.....	2517
1956-57	Dolph Schayes.....	2851
1957-58	Dolph Schayes.....	2318
1958-59	Larry Costello.....	2750
1959-60	Dolph Schayes.....	2741
1960-61	Dolph Schayes.....	3007
1961-62	John Kerr.....	2768
1962-63	Hal Greer.....	2631
1963-64	Hal Greer.....	3157
1964-65	Hal Greer.....	2600
1965-66	Wilt Chamberlain.....	3737
1966-67	Wilt Chamberlain.....	3682
1967-68	Wilt Chamberlain.....	3836
1968-69	Billy Cunningham.....	3345
1969-70	Billy Cunningham.....	3194
1970-71	Archie Clark.....	3245
1971-72	Billy Cunningham.....	2900
1972-73	Fred Carter.....	2993
1973-74	Fred Carter.....	3044
1974-75	Fred Carter.....	3046
1975-76	Steve Mix.....	3039
1976-77	Julius Erving.....	2940
1977-78	Doug Collins.....	2770
1978-79	Julius Erving.....	2802
1979-80	Julius Erving.....	2812
1980-81	Julius Erving.....	2874
1981-82	Julius Erving.....	2789
1982-83	Moses Malone.....	2922
1983-84	Julius Erving.....	2683
1984-85	Moses Malone.....	2957
1985-86	Maurice Cheeks.....	3270
1986-87	Tim McCormick.....	2817
1987-88	Charles Barkley.....	3170
1988-89	Charles Barkley.....	3088
1989-90	Charles Barkley.....	3085
1990-91	Hersey Hawkins.....	3110
1991-92	Hersey Hawkins.....	3013
1992-93	Hersey Hawkins.....	2977
1993-94	Clarence Weatherspoon.....	3147
1994-95	Dana Barros.....	3318
1995-96	Clarence Weatherspoon.....	3096
1996-97	Jerry Stackhouse.....	3166
1997-98	Allen Iverson.....	3150
1998-99	Allen Iverson.....	1990
1999-00	Allen Iverson.....	2853
2000-01	Allen Iverson.....	2979
2001-02	Dikembe Mutombo.....	2907
2002-03	Allen Iverson.....	3485
2003-04	Eric Snow.....	2966
2004-05	Allen Iverson.....	3174
2005-06	Allen Iverson.....	3103
2006-07	Andre Iguodala.....	3062
2007-08	Andre Iguodala.....	3242
2008-09	Andre Iguodala.....	3269
2009-10	Andre Iguodala.....	3193
2010-11	Jrue Holiday.....	2901
2011-12	Andre Iguodala.....	2209
2012-13	Jrue Holiday.....	2926

TOTAL POINTS

1949-50	Dolph Schayes.....	1072
1950-51	Dolph Schayes.....	1121
1951-52	Dolph Schayes.....	868
1952-53	Dolph Schayes.....	1262
1953-54	Dolph Schayes.....	1228
1954-55	Dolph Schayes.....	1333

1955-56	Dolph Schayes.....	1472
1956-57	Dolph Schayes.....	1617
1957-58	Dolph Schayes.....	1791
1958-59	Dolph Schayes.....	1534
1959-60	Dolph Schayes.....	1689
1960-61	Dolph Schayes.....	1868
1961-62	Hal Greer.....	1619
1962-63	Hal Greer.....	1562
1963-64	Hal Greer.....	1865
1964-65	Hal Greer.....	1413
1965-66	Wilt Chamberlain.....	2649
1966-67	Wilt Chamberlain.....	1956
1967-68	Wilt Chamberlain.....	1992
1968-69	Billy Cunningham.....	2034
1969-70	Billy Cunningham.....	2114
1970-71	Billy Cunningham.....	1859
1971-72	Billy Cunningham.....	1744
1972-73	Fred Carter.....	1617
1973-74	Fred Carter.....	1666
1974-75	Fred Carter.....	1686
1975-76	George McGinnis.....	1769
1976-77	Julius Erving.....	1770
1977-78	George McGinnis.....	1587
1978-79	Julius Erving.....	1803
1979-80	Julius Erving.....	2100
1980-81	Julius Erving.....	2014
1981-82	Julius Erving.....	1974
1982-83	Moses Malone.....	1908
1983-84	Julius Erving.....	1727
1984-85	Moses Malone.....	1941
1985-86	Moses Malone.....	1759
1986-87	Charles Barkley.....	1564
1987-88	Charles Barkley.....	2264
1988-89	Charles Barkley.....	2037
1989-90	Charles Barkley.....	1989
1990-91	Charles Barkley.....	1849
1991-92	Charles Barkley.....	1730
1992-93	Hersey Hawkins.....	1643
1993-94	Clarence Weatherspoon.....	1506
1994-95	Dana Barros.....	1686
1995-96	Jerry Stackhouse.....	1384
1996-97	Allen Iverson.....	1787
1997-98	Allen Iverson.....	1758
1998-99	Allen Iverson.....	1284
1999-00	Allen Iverson.....	1989
2000-01	Allen Iverson.....	2207
2001-02	Allen Iverson.....	1883
2002-03	Allen Iverson.....	2262
2003-04	Allen Iverson.....	1266
2004-05	Allen Iverson.....	2302
2005-06	Allen Iverson.....	2377
2006-07	Andre Iguodala.....	1386
2007-08	Andre Iguodala.....	1630
2008-09	Andre Iguodala.....	1541
2009-10	Andre Iguodala.....	1401
2010-11	Elton Brand.....	1217
2011-12	Andre Iguodala.....	2209
2012-13	Jrue Holiday.....	1383

AVERAGE POINTS - Minimum of 20

1949-50	Dolph Schayes.....	16.8
1950-51	Dolph Schayes.....	17.0
1951-52	Dolph Schayes.....	13.8
1952-53	Dolph Schayes.....	17.8
1953-54	Dolph Schayes.....	17.1
1954-55	Dolph Schayes.....	18.5
1955-56	Dolph Schayes.....	20.4
1956-57	Dolph Schayes.....	22.5
1957-58	Dolph Schayes.....	24.9
1958-59	Dolph Schayes.....	21.3
1959-60	Dolph Schayes.....	22.5

★ Bold denotes franchise record

RECORDS



YEARLY LEADERS



Julius Erving, one of the most prolific players in Sixers history, led the team in scoring average in six-straight seasons (1976-82).

Average Points Continued ...	
1960-61	Dolph Schayes23.6
1961-62	Hal Greer22.8
1962-63	Hal Greer19.5
1963-64	Hal Greer23.3
1964-65	Wilt Chamberlain30.1
1965-66	Wilt Chamberlain33.5
1966-67	Wilt Chamberlain24.1
1967-68	Wilt Chamberlain24.3
1968-69	Billy Cunningham24.8
1969-70	Billy Cunningham26.1
1970-71	Billy Cunningham23.0
1971-72	Billy Cunningham23.3
1972-73	Fred Carter20.0
1973-74	Fred Carter21.4
1974-75	Fred Carter21.9
1975-76	George McGinnis23.0
1976-77	Julius Erving21.6
1977-78	Julius Erving20.6
1978-79	Julius Erving23.1
1979-80	Julius Erving26.9
1980-81	Julius Erving24.6
1981-82	Julius Erving24.4
1982-83	Moses Malone24.5
1983-84	Moses Malone22.7
1984-85	Moses Malone24.6
1985-86	Moses Malone23.8
1986-87	Charles Barkley23.0
1987-88	Charles Barkley28.3
1988-89	Charles Barkley25.8
1989-90	Charles Barkley25.2
1990-91	Charles Barkley27.6
1991-92	Charles Barkley23.1
1992-93	Hersey Hawkins20.3
1993-94	Clarence Weatherspoon18.4
1994-95	Dana Barros20.6
1995-96	Jerry Stackhouse19.2
1996-97	Allen Iverson23.5
1997-98	Allen Iverson22.0
1998-99	Allen Iverson26.8
1999-00	Allen Iverson28.4
2000-01	Allen Iverson31.1
2001-02	Allen Iverson31.4
2002-03	Allen Iverson27.6

2003-04	Allen Iverson26.4
2004-05	Allen Iverson30.7
2005-06	Allen Iverson33.0
2006-07	Andre Iguodala18.2
2007-08	Andre Iguodala19.9
2008-09	Andre Iguodala18.8
2009-10	Andre Iguodala17.1
2010-11	Elton Brand15.0
2011-12	Lou Williams14.9
2012-13	Jrue Holiday17.7

FIELD GOALS MADE

1949-50	Dolph Schayes348
1950-51	Dolph Schayes332
1951-52	Red Rocha300
1952-53	Dolph Schayes375
1953-54	Dolph Schayes370
1954-55	Dolph Schayes422
1955-56	Dolph Schayes465
1956-57	Dolph Schayes496
1957-58	Dolph Schayes581
1958-59	Dolph Schayes504
1959-60	Dolph Schayes578
1960-61	Hal Greer623
1961-62	Hal Greer644
1962-63	Hal Greer600
1963-64	Hal Greer715
1964-65	Hal Greer540
1965-66	Wilt Chamberlain1074
1966-67	Wilt Chamberlain785
1967-68	Wilt Chamberlain819
1968-69	Billy Cunningham739
1969-70	Billy Cunningham802
1970-71	Billy Cunningham702
1971-72	Billy Cunningham658
1972-73	Fred Carter679
1973-74	Fred Carter706
1974-75	Fred Carter715
1975-76	Fred Carter665
1976-77	Julius Erving685
1977-78	Doug Collins643
1978-79	Julius Erving715
1979-80	Julius Erving838
1980-81	Julius Erving794
1981-82	Julius Erving780
1982-83	Moses Malone654
1983-84	Julius Erving678
1984-85	Julius Erving610
1985-86	Charles Barkley595
1986-87	Charles Barkley557
1987-88	Charles Barkley753
1988-89	Charles Barkley700
1989-90	Charles Barkley706
1990-91	Charles Barkley665
1991-92	Charles Barkley622
1992-93	Jeff Hornacek582
1993-94	Clarence Weatherspoon602
1994-95	Dana Barros571
1995-96	Clarence Weatherspoon491
1996-97	Allen Iverson625
1997-98	Allen Iverson649
1998-99	Allen Iverson435
1999-00	Allen Iverson729
2000-01	Allen Iverson762
2001-02	Allen Iverson665
2002-03	Allen Iverson804
2003-04	Allen Iverson435
2004-05	Allen Iverson771
2005-06	Allen Iverson815
2006-07	Andre Iguodala443
2007-08	Andre Iguodala582

★ Bold denotes franchise record





YEARLY LEADERS

Field Goals Made Continued ...

2008-09	Andre Iguodala	542
2009-10	Andre Iguodala	496
2010-11	Elton Brand	502
2011-12	Jrue Holiday	360
2012-13	Jrue Holiday	555

FIELD GOAL ATTEMPTS

1949-50	Dolph Schayes	903
1950-51	Dolph Schayes	930
1951-52	Red Rocha	749
1952-53	Dolph Schayes	1022
1953-54	Dolph Schayes	973
1954-55	Dolph Schayes	1103
1955-56	Dolph Schayes	1202
1956-57	Dolph Schayes	1308
1957-58	Dolph Schayes	1458
1958-59	Dolph Schayes	1304
1959-60	Dolph Schayes	1440
1960-61	Dolph Schayes	1595
1961-62	Hal Greer	1442
1962-63	Lee Shaffer	1393
1963-64	Hal Greer	1611
1964-65	Hal Greer	1245
1965-66	Wilt Chamberlain	1990
1966-67	Hal Greer	1524
1967-68	Hal Greer	1626
1968-69	Billy Cunningham	1736
1969-70	Billy Cunningham	1710
1970-71	Billy Cunningham	1519
1971-72	Billy Cunningham	1428
1972-73	Fred Carter	1614
1973-74	Fred Carter	1641
1974-75	Fred Carter	1598
1975-76	Fred Carter	1594
1976-77	George McGinnis	1439
1977-78	George McGinnis	1270
1978-79	Julius Erving	1455
1979-80	Julius Erving	1614
1980-81	Julius Erving	1524
1981-82	Julius Erving	1428
1982-83	Moses Malone	1305
1983-84	Julius Erving	1324
1984-85	Moses Malone	1284
1985-86	Moses Malone	1246
1986-87	Charles Barkley	937
1987-88	Charles Barkley	1283
1988-89	Charles Barkley	1208
1989-90	Charles Barkley	1177
1990-91	Charles Barkley	1251
1991-92	Hersey Hawkins	1126
1992-93	Jeff Hornacek	1239
1993-94	Clarence Weatherspoon	1246
1994-95	Clarence Weatherspoon	1238
1995-96	Jerry Stackhouse	1091
1996-97	Allen Iverson	1504
1997-98	Allen Iverson	1407
1998-99	Allen Iverson	1056
1999-00	Allen Iverson	1733
2000-01	Allen Iverson	1813
2001-02	Allen Iverson	1669
2002-03	Allen Iverson	1940
2003-04	Allen Iverson	1125
2004-05	Allen Iverson	1818
2005-06	Allen Iverson	1822
2006-07	Andre Iguodala	991
2007-08	Andre Iguodala	1277
2008-09	Andre Iguodala	1147
2009-10	Andre Iguodala	1120
2010-11	Jrue Holiday	999
2011-12	Lou Williams	782
2012-13	Jrue Holiday	1299

FIELD GOAL PERCENTAGE - Minimum of 100

149-50	Ed Peterson	42.8
1950-51	George Ratkovicz	41.5
1951-52	George King	40.6
1952-53	George King	40.2
1953-54	Billy Kenville	38.4
1954-55	John Kerr	41.9
1955-56	John Kerr	40.3
1956-57	John Kerr	40.3
1957-58	Larry Costello	42.6
1958-59	Hal Greer	45.4
1959-60	Hal Greer	47.6
1960-61	Larry Costello	48.2
1961-62	Hal Greer	44.7
1962-63	John Kerr	47.4
1963-64	Hal Greer	44.4
1964-65	Wilt Chamberlain	52.8
1965-66	Wilt Chamberlain	54.0
1966-67	Wilt Chamberlain	68.3
1967-68	Wilt Chamberlain	59.5
1968-69	Johnny Green	51.8
1969-70	Darall Imhoff	54.0
1970-71	Archie Clark	49.6
1971-72	Bill Bridges	50.9
1972-73	Dale Schlueter	52.4
1973-74	Steve Mix	47.5
1974-75	Doug Collins	48.8
1975-76	Doug Collins	51.3
1976-77	Darryl Dawkins	62.8
1977-78	Darryl Dawkins	57.5
1978-79	Eric Money	54.8
1979-80	Maurice Cheeks	54.0
1980-81	Darryl Dawkins	60.7
1981-82	Bobby Jones, Darryl Dawkins	56.4
1982-83	Bobby Jones	54.3
1983-84	Maurice Cheeks	55.0
1984-85	Maurice Cheeks	57.0
1985-86	Charles Barkley	57.2
1986-87	Charles Barkley	59.4
1987-88	Charles Barkley	58.7
1988-89	Charles Barkley	57.9
1989-90	Charles Barkley	60.0
1990-91	Charles Barkley	57.0
1991-92	Charles Barkley	55.2
1992-93	Hersey Hawkins, Jeff Hornacek	47.0
1993-94	Warren Kidd	59.2
1994-95	Jeff Malone	50.7
1995-96	Derrick Alston	51.2
1996-97	Scott Williams	50.9
1997-98	Theo Ratliff	51.2
1998-99	Matt Geiger	47.9
1999-00	Theo Ratliff	50.3
2000-01	Todd MacCulloch	58.9
2001-02	Dikembe Mutombo	50.1
2002-03	Brian Skinner	55.0
2003-04	Samuel Dalembert	54.1
2004-05	Samuel Dalembert	52.4
2005-06	Steven Hunter	60.1
2006-07	Steven Hunter	57.7
2007-08	Thaddeus Young	53.9
2008-09	Marreese Speights	50.2
2009-10	Samuel Dalembert	54.5
2010-11	Thaddeus Young	54.1
2011-12	Thaddeus Young	50.7
2012-13	Thaddeus Young	53.1


3-PT FIELD GOALS MADE - compiled since 1979-80

1979-80	Henry Bibby	11
1980-81	Andrew Toney	9
1981-82	Andrew Toney	25
1982-83	Andrew Toney	22
1983-84	Andrew Toney	12

RECORDS



YEARLY LEADERS



In 2004-05, Kyle Korver set the single-season franchise record and tied for the NBA lead with 226 three-point field goals made.

3-PT FIELD GOALS MADE Continued ...

1984-85	Andrew Toney	39
1985-86	Charles Barkley	17
1986-87	Andrew Toney	22
1987-88	Gerald Henderson	67
1988-89	Hersey Hawkins	71
1989-90	Hersey Hawkins	84
1990-91	Hersey Hawkins	108
1991-92	Hersey Hawkins	91
1992-93	Hersey Hawkins	122
1993-94	Dana Barros	135
1994-95	Dana Barros	197
1995-96	Vernon Maxwell	146
1996-97	Allen Iverson	155
1997-98	Allen Iverson	70
1998-99	Allen Iverson	58
1999-00	Allen Iverson	89
2000-01	Allen Iverson	98
2001-02	Allen Iverson	78
2002-03	Allen Iverson	84
2003-04	Kyle Korver	81
2004-05	Kyle Korver	226
2005-06	Kyle Korver	184
2006-07	Kyle Korver	132
2007-08	Andre Iguodala	101
2008-09	Andre Iguodala	80
2009-10	Andre Iguodala	94
2010-11	Jodie Meeks	138
2011-12	Jodie Meeks	97
2012-13	Dorell Wright	135

3-PT FIELD GOAL ATTEMPTS - compiled since 1979-80

1979-80	Henry Bibby	52
1980-81	Andrew Toney	29
1981-82	Andrew Toney	59
1982-83	Andrew Toney	76
1983-84	Andrew Toney	38
1984-85	Andrew Toney	105
1985-86	Charles Barkley	75
1986-87	Charles Barkley	104
1987-88	Gerald Henderson	159
1988-89	Hersey Hawkins	166
1989-90	Hersey Hawkins	200

1990-91	Hersey Hawkins	270
1991-92	Hersey Hawkins	229
1992-93	Hersey Hawkins	307
1993-94	Dana Barros	354
1994-95	Dana Barros	425
1995-96	Vernon Maxwell	460
1996-97	Allen Iverson	455
1997-98	Allen Iverson	235
1998-99	Allen Iverson	199
1999-00	Allen Iverson	261
2000-01	Allen Iverson	306
2001-02	Allen Iverson	268
2002-03	Allen Iverson	303
2003-04	Kyle Korver	207
2004-05	Kyle Korver	558
2005-06	Kyle Korver	438
2006-07	Kyle Korver	307
2007-08	Andre Iguodala	307
2008-09	Andre Iguodala	261
2009-10	Andre Iguodala	303
2010-11	Jodie Meeks	348
2011-12	Jodie Meeks	266
2012-13	Dorell Wright	361

3-PT FIELD GOAL PERCENTAGE

Compiled since 1979-80 - Minimum of 20

1979-80	Henry Bibby	21.2
1980-81	Andrew Toney	31.0
1981-82	Andrew Toney	42.4
1982-83	Andrew Toney	28.9
1983-84	Maurice Cheeks	40.0
1984-85	Andrew Toney	37.1
1985-86	Leon Wood	44.8
1986-87	Andrew Toney	32.8
1987-88	Gerald Henderson	42.1
1988-89	Hersey Hawkins	42.8
1989-90	Hersey Hawkins	42.0
1990-91	Hersey Hawkins	40.0
1991-92	Hersey Hawkins	39.7
1992-93	Hersey Hawkins	39.7
1993-94	Dana Barros	38.1
1994-95	Dana Barros	46.4
1995-96	Scott Skiles	44.1
1996-97	Rex Walters	38.5
1997-98	Tim Thomas	36.3
1998-99	George Lynch	39.1
1999-00	Aaron McKie	36.4
2000-01	Toni Kukoc	41.0
2001-02	Aaron McKie	39.8
2002-03	Keith Van Horn	36.9
2003-04	Aaron McKie	43.6
2004-05	Kyle Korver	40.5
2005-06	Kyle Korver	42.0
2006-07	Kyle Korver	43.0
2007-08	Lou Williams	35.9
2008-09	Thaddeus Young	34.1
2009-10	Jrue Holiday	39.0
2010-11	Jodie Meeks	39.7
2011-12	Andre Iguodala	39.4
2012-13	Dorell Wright	37.4

FREE THROWS MADE

1949-50	Dolph Schayes	376
1950-51	Dolph Schayes	457
1951-52	Dolph Schayes	342
1952-53	Dolph Schayes	512
1953-54	Dolph Schayes	488
1954-55	Dolph Schayes	489
1955-56	Dolph Schayes	542
1956-57	Dolph Schayes	625

★ Bold denotes franchise record





YEARLY LEADERS

Free Throws Made Continued...

1957-58	Dolph Schayes	629
1958-59	Dolph Schayes	526
1959-60	Dolph Schayes	533
1960-61	Dolph Schayes	680
1961-62	Dave Gambee	384
1962-63	Hal Greer	362
1963-64	Hal Greer	435
1964-65	Hal Greer	335
1965-66	Wilt Chamberlain	501
1966-67	Chet Walker	445
1967-68	Hal Greer	422
1968-69	Billy Cunningham	556
1969-70	Billy Cunningham	510
1970-71	Billy Cunningham	455
1971-72	Billy Cunningham	428
1972-73	Fred Carter	259
1973-74	Tom Van Arsdale	298
1974-75	Bill Cunningham	345
1975-76	George McGinnis	475
1976-77	Julius Erving	400
1977-78	Lloyd Free & McGinnis	411
1978-79	Julius Erving	373
1979-80	Julius Erving	420
1980-81	Julius Erving	422
1981-82	Julius Erving	411
1982-83	Moses Malone	600
1983-84	Moses Malone	545
1984-85	Moses Malone	737
1985-86	Moses Malone	617
1986-87	Charles Barkley	429
1987-88	Charles Barkley	714
1988-89	Charles Barkley	602
1989-90	Charles Barkley	557
1990-91	Charles Barkley	475
1991-92	Charles Barkley	454
1992-93	Hersey Hawkins	419
1993-94	Clarence Weatherspoon	298
1994-95	Dana Barros	347
1995-96	Jerry Stackhouse	387
1996-97	Jerry Stackhouse	511
1997-98	Allen Iverson	390
1998-99	Allen Iverson	356
1999-00	Allen Iverson	442
2000-01	Allen Iverson	585
2001-02	Allen Iverson	475
2002-03	Allen Iverson	570
2003-04	Allen Iverson	339
2004-05	Allen Iverson	656
2005-06	Allen Iverson	675
2006-07	Andre Iguodala	452
2007-08	Andre Iguodala	365
2008-09	Andre Iguodala	377
2009-10	Andre Iguodala	315
2010-11	Lou Williams	293
2011-12	Lou Williams	237
2012-13	Jrue Holiday	182
FREE THROWS ATTEMPTED		
1949-50	Dolph Schayes	486
1950-51	Dolph Schayes	608
1951-52	Dolph Schayes	424
1952-53	Dolph Schayes	619
1953-54	Dolph Schayes	590
1954-55	Dolph Schayes	587
1955-56	Dolph Schayes	632
1956-57	Dolph Schayes	691
1957-58	Dolph Schayes	696
1958-59	Dolph Schayes	609
1959-60	Dolph Schayes	597
1960-61	Dolph Schayes	783
1961-62	Dolph Schayes	470

★ Bold denotes franchise record




Billy Cunningham (No. 32) led the Sixers in free throws made in four consecutive seasons (1968-72).

1962-63	Hal Greer	434
1963-64	Hal Greer	525
1964-65	Hal Greer	413
1965-66	Wilt Chamberlain	976
1966-67	Wilt Chamberlain	875
1967-68	Wilt Chamberlain	932
1968-69	Billy Cunningham	754
1969-70	Billy Cunningham	700
1970-71	Billy Cunningham	620
1971-72	Billy Cunningham	601
1972-73	Fred Carter	368
1973-74	Fred Carter	358
1974-75	Billy Cunningham	444
1975-76	George McGinnis	642
1976-77	George McGinnis	546
1977-78	George McGinnis	574
1978-79	Julius Erving	501
1979-80	Julius Erving	534
1980-81	Julius Erving	536
1981-82	Julius Erving	539
1982-83	Moses Malone	788
1983-84	Moses Malone	727
1984-85	Moses Malone	904
1985-86	Moses Malone	784
1986-87	Charles Barkley	564
1987-88	Charles Barkley	951
1988-89	Charles Barkley	799
1989-90	Charles Barkley	744
1990-91	Charles Barkley	658
1991-92	Charles Barkley	653
1992-93	Hersey Hawkins	487
1993-94	Clarence Weatherspoon	430
1994-95	Dana Barros	386
1995-96	Jerry Stackhouse	518
1996-97	Jerry Stackhouse	667
1997-98	Allen Iverson	535
1998-99	Allen Iverson	474
1999-00	Allen Iverson	620
2000-01	Allen Iverson	719
2001-02	Allen Iverson	585

RECORDS



YEARLY LEADERS



Wilt Chamberlain set franchise records in total points (2,649), scoring (33.5 ppg), field goals made (1074), field goal attempts (1990) and free throws attempted (976) during the 1965-66 season.

Free Throws Attempted Continued...

2002-03	Allen Iverson.....	736
2003-04	Allen Iverson.....	455
2004-05	Allen Iverson.....	786
2005-06	Allen Iverson.....	829
2006-07	Andre Iguodala.....	551
2007-08	Andre Iguodala.....	506
2008-09	Andre Iguodala.....	521
2009-10	Andre Iguodala.....	430
2010-11	Lou Williams.....	356
2011-12	Lou Williams.....	292
2012-13	Jrue Holiday.....	242

FREE THROW PERCENTAGE - Minimum of 50

1949-50	Al Cervi.....	89.2
1950-51	Fred Scolari.....	84.3
1951-52	Al Cervi.....	88.3
1952-53	Dolph Schayes.....	82.7
1953-54	Dolph Schayes.....	82.7
1954-55	Dolph Schayes.....	83.3
1955-56	Dolph Schayes.....	85.8
1956-57	Dolph Schayes.....	90.4
1957-58	Dolph Schayes.....	90.4
1958-59	Dolph Schayes.....	86.4
1959-60	Dolph Schayes.....	89.3
1960-61	Dolph Schayes.....	86.8
1961-62	Dolph Schayes.....	89.7
1962-63	Larry Costello.....	88.1
1963-64	Larry Costello.....	86.5
1964-65	Larry Costello.....	87.7
1965-66	Dave Gambee.....	85.0
1966-67	Wali Jones.....	83.8
1967-68	Larry Costello.....	82.7
1968-69	Wali Jones.....	80.9
1969-70	Wali Jones.....	84.1
1970-71	Hal Greer.....	80.5
1971-72	Kevin Loughery.....	82.7
1972-73	Don May.....	85.5
1973-74	Don May.....	87.3
1974-75	Doug Collins.....	84.4
1975-76	Doug Collins.....	83.6
1976-77	Doug Collins.....	84.0

1977-78	Julius Erving.....	84.5
1978-79	Doug Collins.....	81.4
1979-80	Doug Collins.....	91.1
1980-81	Steve Mix.....	83.3
1981-82	Caldwell Jones.....	81.7
1982-83	Bobby Jones.....	79.3
1983-84	Andrew Toney.....	83.9
1984-85	Maurice Cheeks.....	87.9
1985-86	Maurice Cheeks.....	84.2
1986-87	Julius Erving.....	81.3
1987-88	Mike Gminski.....	93.8
1988-89	Scott Brooks.....	88.4
1989-90	Hersey Hawkins.....	88.8
1990-91	Hersey Hawkins.....	87.1
1991-92	Johnny Dawkins.....	88.2
1992-93	Jeff Hornacek.....	86.5
1993-94	Jeff Hornacek.....	87.3
1994-95	Dana Barros.....	89.9
1995-96	Trevor Ruffin.....	81.3
1996-97	Rex Walters.....	79.0
1997-98	Jimmy Jackson.....	81.8
1998-99	Matt Geiger.....	79.7
1999-00	Aaron McKie.....	82.9
2000-01	Allen Iverson.....	81.4
2001-02	Speedy Claxton.....	83.8
2002-03	Eric Snow.....	85.8
2003-04	Glenn Robinson.....	83.2
2004-05	Kyle Korver.....	85.4
2005-06	Kyle Korver.....	84.9
2006-07	Kyle Korver.....	91.4
2007-08	Lou Williams.....	78.3
2008-09	Andre Miller.....	82.6
2009-10	Rodney Carney.....	82.5
2010-11	Jodie Meeks.....	89.4
2011-12	Jodie Meeks.....	90.6
2012-13	Dorell Wright.....	85.1

TOTAL REBOUNDS - compiled since 1950-51

1950-51	Dolph Schayes.....	1080
1951-52	Dolph Schayes.....	773
1952-53	Dolph Schayes.....	920
1953-54	Dolph Schayes.....	870
1954-55	Dolph Schayes.....	887
1955-56	Dolph Schayes.....	891
1956-57	Dolph Schayes.....	1008
1957-58	Dolph Schayes.....	1022
1958-59	John Kerr.....	1008
1959-60	Dolph Schayes.....	959
1960-61	Dolph Schayes.....	960
1961-62	John Kerr.....	1176
1962-63	John Kerr.....	1039
1963-64	John Kerr.....	1018
1964-65	Luke Jackson.....	980
1965-66	Wilt Chamberlain.....	1943
1966-67	Wilt Chamberlain.....	1957
1967-68	Wilt Chamberlain.....	1952
1968-69	Billy Cunningham.....	1050
1969-70	Billy Cunningham.....	1101
1970-71	Billy Cunningham.....	946
1971-72	Billy Cunningham.....	918
1972-73	LeRoy Ellis.....	744
1973-74	LeRoy Ellis.....	890
1974-75	Bill Cunningham.....	726
1975-76	George McGinnis.....	967
1976-77	George McGinnis.....	911
1977-78	George McGinnis.....	810
1978-79	Caldwell Jones.....	747

* Bold denotes franchise record





YEARLY LEADERS

Total Rebounds Continued...

1979-80	Caldwell Jones	950
1980-81	Caldwell Jones	813
1981-82	Caldwell Jones	708
1982-83	Moses Malone	1194
1983-84	Moses Malone	950
1984-85	Moses Malone	1031
1985-86	Charles Barkley	1026
1986-87	Charles Barkley	994
1987-88	Charles Barkley	951
1988-89	Charles Barkley	986
1989-90	Charles Barkley	909
1990-91	Charles Barkley	680
1991-92	Charles Barkley	830
1992-93	Clarence Weatherspoon	589
1993-94	Clarence Weatherspoon	832
1994-95	Shawn Bradley	659
1995-96	Clarence Weatherspoon	753
1996-97	Clarence Weatherspoon	679
1997-98	Derrick Coleman	587
1998-99	Theo Ratliff	407
1999-00	Tyrone Hill	625
2000-01	Tyrone Hill	687
2001-02	Dikembe Mutombo	863
2002-03	Keith Van Horn	524
2003-04	Kenny Thomas	750
2004-05	Samuel Dalembert	542
2005-06	Chris Webber	741
2006-07	Samuel Dalembert	773
2007-08	Samuel Dalembert	849
2008-09	Samuel Dalembert	701
2009-10	Samuel Dalembert	784
2010-11	Elton Brand	676
2011-12	Elton Brand	429
2012-13	Spencer Hawes	590
OFFENSIVE REBOUNDS - compiled since 1973-74		
1973-74	Steve Mix	305
1974-75	Clyde Lee	264
1975-76	George McGinnis	260
1976-77	George McGinnis	324
1977-78	George McGinnis	282
1978-79	Bobby Jones	199
1979-80	Caldwell Jones	219
1980-81	Julius Erving	244
1981-82	Julius Erving	220
1982-83	Moses Malone	445
1983-84	Moses Malone	352
1984-85	Moses Malone	385
1985-86	Charles Barkley	354
1986-87	Charles Barkley	390
1987-88	Charles Barkley	385
1988-89	Charles Barkley	403
1989-90	Charles Barkley	361
1990-91	Charles Barkley	258
1991-92	Charles Barkley	271
1992-93	Clarence Weatherspoon	179
1993-94	Clarence Weatherspoon	254
1994-95	Shawn Bradley	243
1995-96	Clarence Weatherspoon	237
1996-97	Clarence Weatherspoon	219
1997-98	Theo Ratliff	175
1998-99	Theo Ratliff	139
1999-00	Tyrone Hill	220
2000-01	Tyrone Hill	239
2001-02	Dikembe Mutombo	254
2002-03	Keith Van Horn	159
2003-04	Kenny Thomas	261
2004-05	Samuel Dalembert	187
2005-06	Chris Webber	184
2006-07	Samuel Dalembert	239
2007-08	Samuel Dalembert	304



Charles Barkley played eight seasons with the 76ers (1984-92).

2008-09	Samuel Dalembert	214
2009-10	Samuel Dalembert	239
2010-11	Elton Brand	237
2011-12	Elton Brand	145

DEFENSIVE REBOUNDS - compiled since 1973-74

1973-74	LeRoy Ellis	598
1974-75	Bill Cunningham	596
1975-76	George McGinnis	707
1976-77	George McGinnis	587
1977-78	George McGinnis	528
1978-79	Caldwell Jones	570
1979-80	Caldwell Jones	731
1980-81	Caldwell Jones	613
1981-82	Caldwell Jones	544
1982-83	Moses Malone	749
1983-84	Moses Malone	598
1984-85	Moses Malone	646
1985-86	Charles Barkley	672
1986-87	Charles Barkley	604
1987-88	Charles Barkley	566
1988-89	Charles Barkley	583
1989-90	Charles Barkley	548
1990-91	Rick Mahorn	470
1991-92	Charles Barkley	559
1992-93	Clarence Weatherspoon	410
1993-94	Clarence Weatherspoon	578
1994-95	Shawn Bradley	416
1995-96	Clarence Weatherspoon	516
1996-97	Clarence Weatherspoon	460
1997-98	Derrick Coleman	438
1998-99	Theo Ratliff	268
1999-00	Tyrone Hill	405
2000-01	Tyrone Hill	448
2001-02	Dikembe Mutombo	609
2002-03	Keith Van Horn	365
2003-04	Kenny Thomas	489
2004-05	Andre Iguodala	375
2005-06	Chris Webber	557
2006-07	Samuel Dalembert	494
2007-08	Samuel Dalembert	545
2008-09	Samuel Dalembert	487

★ Bold denotes franchise record

RECORDS



YEARLY LEADERS

Defensive Rebounds Continued...

2009-10	Samuel Dalembert.....	545
2010-11	Elton Brand	439
2011-12	Evan Turner.....	349
2012-13	Thaddeus Young.....	182

ASSISTS

1949-50	Al Cervi	264
1950-51	Fred Scolari	255
1951-52	George King.....	244
1952-53	George King.....	364
1953-54	Paul Seymour	364
1954-55	Paul Seymour	483
1955-56	George King.....	410
1956-57	Dolph Schayes	229
1957-58	Larry Costello	317
1958-59	Larry Costello	379
1959-60	Larry Costello	449
1960-61	Larry Costello	413
1961-62	Larry Costello	359
1962-63	Larry Costello	334
1963-64	Hal Greer	374
1964-65	Hal Greer	313
1965-66	Wilt Chamberlain	414
1966-67	Wilt Chamberlain	630
1967-68	Wilt Chamberlain	702
1968-69	Hal Greer	414
1969-70	Hal Greer	405
1970-71	Archie Clark.....	440
1971-72	Billy Cunningham	443
1972-73	Fred Carter	349
1973-74	Fred Carter	443
1974-75	Billy Cunningham	442
1975-76	Fred Carter	372
1976-77	Henry Bibby.....	356
1977-78	Henry Bibby.....	464
1978-79	Maurice Cheeks	431
1979-80	Maurice Cheeks	556
1980-81	Maurice Cheeks	560
1981-82	Maurice Cheeks	667
1982-83	Maurice Cheeks	543
1983-84	Maurice Cheeks	478
1984-85	Maurice Cheeks	497
1985-86	Maurice Cheeks	753
1986-87	Maurice Cheeks	538
1987-88	Maurice Cheeks	635
1988-89	Maurice Cheeks	554
1989-90	Johnny Dawkins	601
1990-91	Rickey Green.....	413
1991-92	Johnny Dawkins	567
1992-93	Jeff Hornacek.....	548
1993-94	Dana Barros	424
1994-95	Dana Barros	619
1995-96	Vern Maxwell.....	330
1996-97	Allen Iverson.....	567
1997-98	Allen Iverson.....	494
1998-99	Eric Snow	301
1999-00	Eric Snow	624
2000-01	Aaron McKie	377
2001-02	Eric Snow	400
2002-03	Eric Snow	544
2003-04	Eric Snow	563
2004-05	Allen Iverson.....	596
2005-06	Allen Iverson.....	532
2006-07	Andre Iguodala	432
2007-08	Andre Miller.....	391
2008-09	Andre Miller.....	534
2009-10	Andre Iguodala.....	472
2010-11	Jrue Holiday.....	531
2011-12	Andre Iguodala	339
2012-13	Evan Turner.....	461

PERSONAL FOULS

1949-50	Alex Hannum.....	264
1950-51	Dolph Schayes & Alex Hannum.....	271
1951-52	Red Rocha.....	249
1952-53	Dolph Schayes	271
1953-54	Earl Loyd.....	303
1954-55	Earl Loyd.....	283
1955-56	Earl Loyd.....	267
1956-57	Earl Loyd.....	282
1957-58	Larry Costello	246
1958-59	Dolph Schayes	280
1959-60	Dolph Schayes	263
1960-61	Dolph Schayes	296
1961-62	Dave Gambee.....	275
1962-63	Hal Greer	286
1963-64	Hal Greer	291
1964-65	Dave Gambee.....	277
1965-66	Hal Greer	315
1966-67	Hal Greer	302
1967-68	Hal Greer	289
1968-69	Billy Cunningham	329
1969-70	Billy Cunningham	331
1970-71	Billy Cunningham	328
1971-72	Billy Cunningham	295
1972-73	Fred Carter	252
1973-74	Steve Mix.....	305
1974-75	Doug Collins.....	291
1975-76	George McGinnis.....	334
1976-77	Caldwell Jones	301
1977-78	George McGinnis.....	287
1978-79	Caldwell Jones	303
1979-80	Darryl Dawkins	328
1980-81	Darryl Dawkins	316
1981-82	Caldwell Jones	301
1982-83	Andrew Toney	255
1983-84	Andrew Toney	251
1984-85	Charles Barkley.....	301
1985-86	Charles Barkley.....	333
1986-87	Roy Hinson.....	281
1987-88	Charles Barkley.....	278
1988-89	Charles Barkley.....	262
1989-90	Rick Mahorn.....	251
1990-91	Rick Mahorn.....	276
1991-92	Charles Shackelford	205
1992-93	Andrew Lang.....	261
1993-94	Eric Leckner.....	190
1994-95	Shawn Bradley	338
1995-96	Clarence Weatherspoon	214
1996-97	Allen Iverson.....	233
1997-98	Theo Ratliff	209
1998-99	Theo Ratliff	180
1999-00	Tyrone Hill, Eric Snow	243
2000-01	Tyrone Hill.....	242
2001-02	Dikembe Mutombo.....	242
2002-03	Keith Van Horn.....	251
2003-04	Samuel Dalembert.....	273
2004-05	Kyle Korver.....	265
2005-06	Samuel Dalembert.....	244
2006-07	Samuel Dalembert.....	287
2007-08	Samuel Dalembert.....	269
2008-09	Samuel Dalembert.....	248
2009-10	Samuel Dalembert.....	252
2010-11	Elton Brand	244
2011-12	Elton Brand	176
2012-13	Spencer Hawes	233

★ Bold denotes franchise record





YEARLY LEADERS

DISQUALIFICATIONS - compiled since 1950-51

1950-51	Alex Hannum.....	16
1951-52	George Ratkovicz, Wally Osterkorn.....	8
1952-53	Bill Gabor.....	11
1953-54	Earl Loyd.....	12
1954-55	Dolph Schayes.....	6
1955-56	Dolph Schayes.....	9
1956-57	Earl Loyd.....	10
1957-58	Dolph Schayes.....	6
1958-59	Dolph Schayes.....	9
1959-60	Dolph Schayes.....	10
1960-61	Schayes, L. Costello, Swede Halbrook.....	9
1961-62	Dave Gambee.....	10
1962-63	Lee Schaffer, Paul Neumann.....	5
1963-64	Hal Greer, Dave Gambee, Al Bianchi.....	6
1964-65	Larry Costello & Al Bianchi.....	10
1965-66	Bill Cunningham.....	12
1966-67	Wali Jones, Luke Jackson.....	6
1967-68	Hal Greer.....	7
1968-69	Darrall Imhoff.....	12
1969-70	Bill Cunningham.....	15
1970-71	Dennis Awtrey.....	7
1971-72	Bill Cunningham.....	12
1972-73	Fred Carter.....	8
1973-74	Steve Mix.....	9
1974-75	Clyde Lee.....	9
1975-76	George McGinnis.....	13
1976-77	George McGinnis.....	4
1977-78	George McGinnis.....	6
1978-79	Caldwell Jones.....	8
1979-80	Darryl Dawkins.....	10
1980-81	Darryl Dawkins.....	9
1981-82	Darryl Dawkins, Andrew Toney.....	5
1982-83	Bobby Jones.....	4
1983-84	Julius Erving, Sam Williams.....	3
1984-85	Charles Barkley.....	5
1985-86	Charles Barkley.....	8
1986-87	Charles Barkley.....	5
1987-88	Charles Barkley.....	6
1988-89	Charles Barkley, Derek Smith.....	3
1989-90	Barkley, Mahorn, Smith, Hawkins.....	2
1990-91	Rick Mahorn.....	6
1991-92	Charles Shackelford.....	3
1992-93	Andrew Lang.....	4
1993-94	Shawn Bradley.....	3
1994-95	Shawn Bradley.....	18
1995-96	LaSalle Thompson.....	5
1996-97	Mark Davis.....	7
1997-98	Theo Ratliff.....	6
1998-99	Theo Ratliff.....	8
1999-00	Theo Ratliff.....	4
2000-01	Aaron McKie, Theo Ratliff.....	3
2001-02	Dikembe Mutombo.....	2
2002-03	Keith Van Horn.....	7
2003-04	Samuel Dalembert.....	4
2004-05	Samuel Dalembert.....	4
2005-06	Samuel Dalembert.....	9
2006-07	Samuel Dalembert.....	9
2007-08	Samuel Dalembert.....	3
2008-09	Samuel Dalembert.....	2
2009-10	Samuel Dalembert.....	5
2010-11	Elton Brand, Jrue Holiday.....	3
2011-12	Thaddeus Young.....	3
2012-13	Jrue Holiday.....	2
STEALS - compiled since 1973-74		
1973-74	Steve Mix.....	212
1974-75	Doug Collins.....	108
1975-76	George McGinnis.....	198
1976-77	George McGinnis.....	163

1977-78	George McGinnis.....	137
1978-79	Maurice Cheeks.....	174
1979-80	Maurice Cheeks.....	183
1980-81	Maurice Cheeks.....	193
1981-82	Maurice Cheeks.....	209
1982-83	Maurice Cheeks.....	184
1983-84	Maurice Cheeks.....	171
1984-85	Maurice Cheeks.....	169
1985-86	Maurice Cheeks.....	207
1986-87	Maurice Cheeks.....	180
1987-88	Maurice Cheeks.....	167
1988-89	Charles Barkley.....	126
1989-90	Charles Barkley.....	148
1990-91	Hersey Hawkins.....	178
1991-92	Hersey Hawkins.....	157
1992-93	Hersey Hawkins.....	137
1993-94	Dana Barros.....	107
1994-95	Dana Barros.....	149
1995-96	Clarence Weatherspoon.....	112
1996-97	Allen Iverson.....	157
1997-98	Allen Iverson.....	176
1998-99	Allen Iverson.....	110
1999-00	Allen Iverson.....	144
2000-01	Allen Iverson.....	178
2001-02	Allen Iverson.....	168
2002-03	Allen Iverson.....	225
2003-04	Allen Iverson.....	115
2004-05	Allen Iverson.....	180
2005-06	Allen Iverson.....	140
2006-07	Andre Iguodala.....	152
2007-08	Andre Iguodala.....	171
2008-09	Andre Iguodala.....	131
2009-10	Andre Iguodala.....	141
2010-11	Jrue Holiday.....	120
2011-12	Andre Iguodala.....	107
2012-13	Thaddeus Young.....	133
BLOCKED SHOTS - compiled since 1973-74		
1973-74	LeRoy Ellis.....	87
1974-75	Harvey Catchings.....	60
1975-76	Harvey Catchings.....	164
1976-77	Caldwell Jones.....	200
1977-78	Caldwell Jones.....	127
1978-79	Caldwell Jones.....	157
1979-80	Caldwell Jones.....	162
1980-81	Julius Erving.....	147
1981-82	Caldwell Jones.....	146
1982-83	Moses Malone.....	157
1983-84	Julius Erving.....	139
1984-85	Moses Malone.....	123
1985-86	Charles Barkley.....	125
1986-87	Roy Hinson.....	161
1987-88	Charles Barkley.....	103
1988-89	Mike Gminski.....	106
1989-90	Rick Mahorn.....	103
1990-91	Manute Bol.....	247
1991-92	Manute Bol.....	205
1992-93	Andrew Lang.....	141
1993-94	Shawn Bradley.....	147
1994-95	Shawn Bradley.....	274
1995-96	Clarence Weatherspoon.....	108
1996-97	Clarence Weatherspoon.....	86
1997-98	Theo Ratliff.....	203
1998-99	Theo Ratliff.....	149
1999-00	Theo Ratliff.....	171
2000-01	Theo Ratliff.....	187
2001-02	Dikembe Mutombo.....	190
2002-03	Derrick Coleman.....	69
2003-04	Samuel Dalembert.....	189
2004-05	Samuel Dalembert.....	121

★ Bold denotes franchise record

RECORDS



YEARLY LEADERS



Shawn Bradley, the second overall pick by Philadelphia in the 1993 NBA Draft, recorded a franchise-high 274 blocks during his second season in 1994-95

2004-05	Allen Iverson.....	344
2005-06	Allen Iverson.....	248
2006-07	Andre Iguodala	261
2007-08	Andre Iguodala	214
2008-09	Andre Iguodala	222
2009-10	Andre Iguodala	218
2010-11	Jrue Holiday.....	218
2011-12	Jrue Holiday.....	135
2012-13	Jrue Holiday.....	292

Blocked Shots Continued...

2005-06	Samuel Dalembert.....	160
2006-07	Samuel Dalembert.....	159
2007-08	Samuel Dalembert.....	192
2008-09	Samuel Dalembert.....	146
2009-10	Samuel Dalembert.....	151
2010-11	Elton Brand	106
2011-12	Elton Brand	97
2012-13	Spencer Hawes	113

TURNOVERS - compiled since 1977-78

1977-78	George McGinnis.....	312
1978-79	Julius Erving.....	315
1979-80	Julius Erving.....	284
1980-81	Julius Erving.....	266
1981-82	Erving, Toney	214
1982-83	Andrew Toney	271
1983-84	Andrew Toney	297
1984-85	Moses Malone	286
1985-86	Charles Barkley.....	350
1986-87	Charles Barkley.....	322
1987-88	Charles Barkley.....	304
1988-89	Charles Barkley.....	254
1989-90	Charles Barkley.....	243
1990-91	Hersey Hawkins.....	213
1991-92	Charles Barkley.....	235
1992-93	Jeff Hornacek.....	222
1993-94	Clarence Weatherspoon	195
1994-95	Dana Barros	242
1995-96	Jerry Stackhouse	252
1996-97	Allen Iverson	337
1997-98	Allen Iverson.....	244
1998-99	Allen Iverson.....	167
1999-00	Allen Iverson.....	230
2000-01	Allen Iverson.....	237
2001-02	Allen Iverson.....	237
2002-03	Allen Iverson.....	286
2003-04	Allen Iverson.....	209

★ Bold denotes franchise record





WELLS FARGO CENTER RECORDS (INDIVIDUAL)

	SIXERS			OPPONENTS			
Most Points	60	Allen Iverson vs. ORL	2/2/05	48	Dwyane Wade, MIA (OT)	4/14/05	
Most Points, half	32	Allen Iverson vs. ATL (2nd)	11/29/03	34	Mike Bibby, SAC	1/24/06	
	32	Allen Iverson vs. UTA (2nd)	12/20/04				
	32	Allen Iverson vs. CHI (2nd)	11/24/06				
Most Points, quarter	22	Allen Iverson vs. IND (3rd)	1/6/03	21	Ray Allen, MIL	2/26/01	
Most FG made	21	Allen Iverson vs. HOU (OT)	1/15/02	18	Tracy McGrady, ORL	3/28/01	
				18	Dwyane Wade, MIA (OT)	4/14/05	
Most FG attempted	42	Allen Iverson vs. HOU (OT)	1/15/02	36	Vince Carter, TOR (OT)	1/21/01	
Most 3PT FG made	7	Kyle Korver vs. IND	11/12/04	8	Wesley Person, CLE	2/17/98	
	7	Jodie Meeks vs. CHA	12/4/10				
	7	Jodie Meeks vs. CLE	3/27/12				
Most 3 PT FG attempted	13	Allen Iverson vs. WAS	4/14/97	15	Eddie Griffin, MIN	12/8/04	
Most 3PT FG missed	11	Kyle Korver vs. MIN	12/8/04	11	Antoine Walker, BOS	12/17/01	
	11	Kyle Korver vs. DEN	3/9/06				
Most FT made	24	Allen Iverson vs. ORL (24-27)	2/2/05	16	Gilbert Arenas, WAS (16-21)	4/10/06	
				16	Chris Bosh, TOR (16-18)	11/9/07	
Most FT attempted	27	Allen Iverson vs. ORL (24-27)	2/2/05	21	Gilbert Arenas, WAS (16-21)	4/10/06	
Best FG % (Min. 5 FGM)	1.000	DONE MULTIPLE TIMES Most without a miss: D. Mutombo vs. DEN (9-9)		2/18/02	1.000	DONE MULTIPLE TIMES	
Best 3PT FG% (Min. 4 3FGM)	1.000	Allen Iverson vs. DAL (4-4)	2/11/98	1.000	Allan Houston, NY (5-5)	2/19/99	
		Keith Van Horn vs. CLE (4-4)	11/8/02		Allan Houston, NY (5-5)	12/22/00	
		Kyle Korver vs. ORL (4-4)	1/23/04				
		Willie Green vs. MIL (4-4)	1/12/07				
		Jodie Meeks vs. BOS (4-4)	12/9/10				
		Royal Ivey vs. GS (4-4)	3/2/13				
Best FT% (Min. 10 Att.)	1.000	DONE MULTIPLE TIMES		1.000	DONE MULTIPLE TIMES		
Most rebounds	22	Lavoy Allen vs. CHA	2/9/13	24	Jayson Williams, NJ	2/14/98	
				24	Andrew Bogut, MIL	1/12/07	
Most OR	11	Dikembe Mutombo vs. MIL	3/26/01	12	Elton Brand, CHI	1/17/01	
		Lavoy Allen vs. CHA	2/9/13				
Most DR	18	Chris Webber vs. MIN (OT)	12/12/05	19	Marcus Camby, LAC	12/19/09	
				19	Kevin Love, MIN	3/4/11	
Most assists	18	Andre Miller vs. CHI	3/26/08	20	Steven Nash, PHO	11/9/09	
Most steals	9	Allen Iverson vs. ORL	3/19/00	8	DONE MULTIPLE TIMES		
	9	Allen Iverson vs. LAL	12/20/02				
Most turnovers	12	Allen Iverson vs. GSW	3/8/05	9	Mitch Richmond, WAS	3/7/99	
				9	Shaquille O'Neal, MIA (OT)	4/14/05	
				9	LeBron James, MIA	10/27/10	
Most blocked shots	9	Theo Ratliff vs. MIL	2/16/99	8	Dikembe Mutombo, ATL	11/5/97	
	9	Dikembe Mutombo vs. ATL	3/9/01				
	9	Dikembe Mutombo vs. MEM	12/2/01				
	9	Samuel Dalembert vs. NYK	4/3/04				
	9	Samuel Dalembert vs. MIN	12/12/07				
Most minutes played	54:05	Allen Iverson vs. BOS (3OT)	1/13/06	57:15	Ricky Davis, BOS (3OT)	1/13/06	
Fastest disqualification (minutes)	11	Kyle Korver vs. SAS	11/14/04	13	Danny Fortson, SEA	11/16/04	

RECORDS



WELLS FARGO CENTER RECORDS (TEAM)

	SIXERS			OPPONENT		
Most Points	126	vs. MIA (OT)	4/14/05	131	vs. WAS	4/14/97
Least Points	66	vs. HOU	11/17/03	61	vs. ORL	2/4/13
66	vs. DET2/23/04					
Most Points, quarter	43	vs. BOS (3rd)	4/8/97	44	vs. CLE (4th)	11/3/10
Least Points, quarter	7	vs. TOR (4th)	4/4/12	6	vs. GSW (3rd)	3/30/04
Most Points, half	73	vs. Min (1st)	2/9/10	73	vs. GSW (1st)	1/15/97
Least Points, half	22	vs. TOR (2nd)	4/4/12	22	vs. WAS (2nd)	4/14/97
					vs. DEN (1st)	12/16/02
Widest margin of victory	43	vs. MIL	1/30/08	50	vs. HOU	3/18/07
Most points, overtime	22	vs. MIA	4/14/05	21	vs. ORL (2OT)	2/2/01
Least points, overtime	4	vs. BOS (3OT)	1/13/06	2	vs. CHI	2/12/03
	4	vs. OKC (OT)	3/9/11			
Most FG made	52	vs. NY	10/31/08	54	vs. WAS	4/14/97
Least FG made	15	vs. NY	2/19/99	21	vs. NY	11/30/99
	15	vs. NY	4/19/99			
	15	vs. ATL	2/14/99			
Most FG attempted	103	vs. WAS (OT)	11/26/04	106	vs. BOS (OT)	3/24/00
Least FG attempted	57	vs. NY	12/22/00	58	vs. NY	2/19/99
Best FG%	.630	vs. DAL (46-73)	11/9/97	.661	vs. SEA (41-62)	1/21/02
Worst FG%	.298	vs. DET (35-73)	11/14/12	.300	vs. NY (21-70)	11/30/99
Most 3PT FG made	14	vs. IND	11/20/96	18	vs. SEA	11/16/04
Least 3PT FG made	0	DONE MULTIPLE TIMES		0	DONE MULTIPLE TIMES	
Most 3PT FG attempted	35	vs. IND	11/20/96	39	vs. SEA	11/16/04
Least 3PT FG attempted	0	vs. MIL	3/4/98	1	DONE MULTIPLE TIMES	
Best 3PT FG% (Min. 5)	.875	vs. NY (7-8)	2/21/07	.857	vs. UTA (6-7)	12/14/03
Worst 3PT FG%	.000	DONE MULTIPLE TIMES		.000	DONE MULTIPLE TIMES	
Most FT made	43	vs. CHI	2/25/06	40	vs. BOS	4/12/05
Least FT made	3	vs. CLE	3/27/12	4	vs. NY	3/6/98
	3	vs. ATL	12/21/12	4	vs. MIN (OT)	12/12/05
	3	vs. ORL	2/4/13			
Most FT attempted	57	vs. CHI	2/25/06	51	vs. SA	2/12/99
Least FT attempted	5	vs. CLE	3/27/12	7	vs. NY	3/6/98
	5	vs. ORL	2/4/13	7	vs. MIL	2/26/01
				7	vs. MIN (OT)	12/12/05
Best FT% (Min. 15 Att.)	1,000	vs. PHO (18-18)	2/28/07	1,000	vs. IND (23-23)	11/12/04
Worst FT% (Min. 15 Att.)	.429	vs. IND (9-21)	4/11/08	.400	vs. CHI (6-15)	3/14/07
	.429	vs. ATL (3-7)	12/21/12			
Most rebounds	62	vs. NY	10/31/08	65	vs. BOS (2OT)	3/24/00
Least rebounds	23	vs. CHA	3/27/09	27	vs. IND	3/17/99
				27	vs. DET	4/8/03
				27	vs. LAC	2/6/05
Most OR	25	vs. GS	12/14/09	25	vs. NJ	1/15/03
Least OR	3	DONE MULTIPLE TIMES	3/1/02	3	DONE MULTIPLE TIMES	
Most DR	49	vs. NY	10/31/08	46	vs. HOU	1/10/97
				46	vs. BOS	12/7/12
Least DR	16	vs. CHA	3/27/09	16	vs. DAL	3/22/04
Biggest rebound adv.	30	vs. POR (60-30)	11/29/05	25	vs. ORL	4/11/11
Most assists	36	vs. CHI	3/26/08	38	vs. HOU	1/10/97
Least assists	9	vs. MIA	2/27/02	4	vs. NO	12/12/10
Most personal fouls	36	vs. SA	2/12/99	41	vs. NJ	11/10/04
Least personal fouls	8	vs. ATL	1/20/12	5	vs. ORL	2/4/13
Most steals	19	vs. WAS	4/12/00	23	vs. ATL	4/9/97
Least steals	1	vs. MIA	2/23/12	2	DONE MULTIPLE TIMES	
Most turnovers	28	vs. ATL	4/9/97	29	vs. CHA	11/7/07
Least turnovers	4	vs. LAL	2/6/12	5	vs. MIA	11/05/06
	4	vs. DET	11/14/12			
Most blocked shots	14	vs. SAC	1/19/98	15	vs. SA	11/22/99
	14	vs. IND	3/16/13			
Least blocked shots	0	DONE MULTIPLE TIMES		0	DONE MULTIPLE TIMES	





NOTES



PLAYOFFS





FRANCHISE ALL-TIME SINGLE-GAME TEAM RECORDS

Category	Opponent	Date	Round
Most Points	vs. San Francisco	4/14/67 (OT)	NBA Finals
Most FGM	vs. San Francisco	4/14/67 (OT)	NBA Finals
Most FGA	at Boston	03/26/61	E.D. Finals
Highest FG Pct.	vs. Toronto	5/16/01	E.C. Semifinals
Most 3-PT FGM	vs. Toronto	5/16/01	E.C. Semifinals
	vs. Detroit	4/29/05	E.C. First Round
Most 3-PT FGA	vs. Detroit	4/29/05	E.C. First Round
Highest 3-PT FG Pct.	at Boston	5/22/85	E.C. Finals
Most FTM	at Boston	3/21/53 (4OT)	E.D. Semifinals
Most FTA	at New York	3/30/68	E.D. Semifinals
Highest FT Pct.	vs. Toronto	5/16/01	E.C. Semifinals
Most Total Rebounds	vs. San Francisco	4/16/67	NBA Finals
Most Offensive Rebounds	at Washington	4/24/85	First Round
	vs. New York	4/16/78	E.C. Semifinals
Most Defensive Rebounds	vs. New York	4/16/78	E.C. Semifinals
Most Assists	vs. Washington	4/27/86	First Round
Most Blocked Shots	vs. Milwaukee	4/05/81	E.C. Semifinals
Most Steals	vs. Orlando	5/13/99	First Round
Most Turnovers	at Portland	5/31/77	NBA Finals
Most Personal Fouls	at Boston	3/21/53	E.D. Semifinals

OPPONENT ALL-TIME SINGLE-GAME TEAM RECORDS

Category	Opponent	Date	Round
Most Points	vs. Milwaukee	3/30/70	E.D. Semifinals
Most FGM	vs. Milwaukee	3/30/70	E.D. Semifinals
Most FGA	vs. San Francisco	4/14/67 (OT)	NBA Finals
	at Boston	3/18/54	E.D. Finals
Highest FG Pct.	at Milwaukee	4/29/86	E.C. Semifinals
Most 3-PT FGM	at Boston	5/03/02	First Round
Most 3-PT FGA	vs. Boston	4/28/02	First Round
Highest 3-PT FG Pct.	at LA Lakers	6/01/82	NBA Finals
	vs. Milwaukee	5/05/82	E.C. Semifinals
Most FTM	at Boston	3/21/53 (4OT)	E.D. Semifinals
Most FTA	at Boston	3/21/53 (4OT)	E.D. Semifinals
Highest FT Pct.	vs. Boston	4/17/77	E.C. Semifinals
Most Total Rebounds	at Boston	3/18/59	E.D. Finals
Most Offensive Rebounds	at Houston	5/11/77	NBA Finals
Most Defensive Rebounds	vs. Portland	6/03/77	NBA Finals
Most Assists	vs. Milwaukee	3/30/70	E.D. Semifinals
Most Blocked Shots	at LA Lakers	6/08/01	NBA Finals
	at Washington	4/22/86	First Round
Most Steals	vs. Milwaukee	5/09/86	E.C. Semifinals
Most Turnovers	vs. Portland	5/22/77	NBA Finals
Most Personal Fouls	at Boston	3/21/53 (4OT)	E.D. Semifinals

Bold indicates NBA single-game playoff record

PLAYOFFS



FRANCHISE ALL-TIME SINGLE-GAME INDIVIDUAL RECORDS

Category	Player	Opponent	Date	Round
Most Points	Allen Iverson	vs. New Orleans	4/20/03	E.C. Quarterfinals
Most FGM	Billy Cunningham	vs. Milwaukee	4/01/70	E.D. Semifinals
Most FGA	Allen Iverson	at LA Lakers	6/06/01	NBA Finals
Most FGM without a miss	Kenny Thomas	at New Jersey	4/26/03	First Round
Most 3-PT FGM	Allen Iverson	vs. Toronto	5/16/01	E.C. Semifinals
Most 3-PT FGA	Allen Iverson	vs. Toronto	5/16/01	E.C. Semifinals
Most 3-PT FGM without a miss	SEVERAL TIMES			
Most FTM	Allen Iverson	vs. Boston	4/28/01	First Round
Most FTA	Wilt Chamberlain	vs. Boston	4/12/66	E.D. Finals
Most FTM without a miss	Dolph Schayes	vs. Boston	3/25/59	E.D. Finals
Most Total Rebounds	Wilt Chamberlain	vs. Boston	4/05/67	E.D. Finals
Most Offensive Rebounds	Charles Barkley	vs. Cleveland	4/26/90	First Round
	Charles Barkley	vs. Washington	4/18/86	First Round
Most Defensive Rebounds	Dikembe Mutombo	vs. Indiana	4/21/01	First Round
Most Assists	Wilt Chamberlain	vs. Cincinnati	3/24/67	E.D. Semifinals
Most Blocked Shots	Caldwell Jones	vs. Washington	5/03/78	E.C. Finals
	Darryl Dawkins	vs. Atlanta	4/21/82	First Round
Most Steals	Allen Iverson	vs. Orlando	5/13/99	First Round
Most Turnovers	Moses Malone	at New Jersey	4/24/84	First Round
Minutes Played	Paul Seymour	at Boston	3/21/53 (4OT)	E.D. Semifinals
	Red Rocha	at Boston	3/21/53 (4OT)	E.D. Semifinals

OPPONENT ALL-TIME SINGLE-GAME INDIVIDUAL RECORDS

Category	Player	Opponent	Date	Round
Most Points	Wilt Chamberlain	at Philadelphia	3/22/62	E.D.
Semifinals				
Most FGM	Wilt Chamberlain	at Philadelphia	3/14/60	E.D. Semifinals
Most FGA	Rick Barry	at San Francisco	4/18/67	NBA Finals
Most FGM without a miss	Wilt Chamberlain	at Philadelphia	3/22/62	E.D. Semifinals
Most 3-PT FGM	Mehmet Okur	at Detroit	5/02/03	E.C. Semifinals
	Vince Carter*	at Toronto	5/11/01	E.C. Semifinals
	Ray Allen*	at Milwaukee	6/01/01	E.C. Finals
Most 3-PT FGA	Reggie Miller	at Indiana	4/28/01	First Round
Most 3-PT FGM without a miss	Austin Croshere	at Indiana	5/08/00	E.C. Semifinals
Most FTM	Bob Cousy	at Boston	3/21/53 (4OT)	E.D. Semifinals
Most FTA	Bob Cousy	at Boston	3/21/53 (4OT)	E.D. Semifinals
Most FTM without a miss	Neil Johnston	vs. Philadelphia	3/25/52	E.D. Finals
Most Total Rebounds	Bill Russell	at Boston	3/23/61	E.D. Finals
Most Offensive Rebounds	Moses Malone	at Houston	5/11/77	E.C. Finals
Most Defensive Rebounds	Bill Walton	at Portland	6/05/77	NBA Finals
	Bill Walton	vs. Portland	6/03/77	NBA Finals
	Dave Cowens	vs. Boston	5/01/77	E.C. Semifinals
Most Assists	Mark Price	at Cleveland	5/03/90	First Round
	Oscar Robertson	at Cincinnati	3/22/62	E.D. Semifinals
Most Blocked Shots	Manute Bol	vs. Washington	4/18/86	First Round
Most Steals	Craig Hodges	vs. Milwaukee	5/09/86	E.C. Semifinals
Most Turnovers	John Williamson	vs. New Jersey	4/11/79	First Round
Minutes Played	Bob Cousy	at Boston	3/21/53 (4OT)	E.D. Semifinals

Bold indicates NBA single-game playoff record

** Tied NBA single-game playoff record*





TOP-10 PLAYOFF CAREER LEADERS

GAMES PLAYED

1. Julius Erving.....	141
2. Maurice Cheeks.....	115
3. Bobby Jones.....	106
4. Dolph Schayes.....	103
5. Caldwell Jones.....	93
6t. Hal Greer.....	92
6t. Darryl Dawkins.....	92
8. Steve Mix.....	81
9. Paul Seymour.....	75
10. John (Red) Kerr.....	73

MINUTES PLAYED

1. Julius Erving.....	5288
2. Maurice Cheeks.....	4277
3. Hal Greer.....	3642
4. Caldwell Jones.....	3032
5. Bobby Jones.....	2854
6. Allen Iverson.....	2822
7. Andre Iguodala.....	2766
8. Dolph Schayes.....	2687
9. Darryl Dawkins.....	2254
10. John (Red) Kerr.....	2226

POINTS

1. Julius Erving.....	3088
2. Dolph Schayes.....	1973
3. Allen Iverson.....	1899
4. Hal Greer.....	1876
5. Maurice Cheeks.....	1730
6. Andrew Toney.....	1254
7. Bobby Jones.....	1215
8. Charles Barkley.....	1144
9. Darryl Dawkins.....	1102
10. Wilt Chamberlain.....	1096

SCORING AVERAGE

Min. of five games played

1. Allen Iverson.....	30.6
2. Wilt Chamberlain.....	24.9
3. Moses Malone.....	22.8
4. Charles Barkley.....	22.4
5. George Yardley.....	22.2
6. Julius Erving.....	21.9
7. Doug Collins.....	21.5
8. Hal Greer.....	20.4
9. Hersey Hawkins.....	19.5
10. Archie Clark.....	19.4

FIELD GOALS MADE

1. Julius Erving.....	1187
2. Hal Greer.....	705
3. Maurice Cheeks.....	697
4. Allen Iverson.....	677
5. Dolph Schayes.....	609
6. Andrew Toney.....	485
7. Bobby Jones.....	456
8. Darryl Dawkins.....	444
9. Wilt Chamberlain.....	435
10. Charles Barkley.....	413

FIELD GOALS ATTEMPTED

1. Julius Erving.....	2441
2. Allen Iverson.....	1685
3. Hal Greer.....	1657
4. Dolph Schayes.....	1491
5. Maurice Cheeks.....	1359
6. Andrew Toney.....	1015
7. John (Red) Kerr.....	948
8. Chet Walker.....	866
9. Bobby Jones.....	854
10. Darryl Dawkins.....	823

THREE-POINT FIELD GOALS MADE

1. Allen Iverson.....	115
2. Aaron McKie.....	51
3. Andre Iguodala.....	38
4. Jrue Holiday.....	31
5. Hersey Hawkins.....	28
6. Lou Williams.....	22
7. Charles Barkley.....	15
8. Keith Van Horn.....	14
9. Andrew Toney.....	12
10t. Toni Kukoc.....	11
10t. Jodie Meeks.....	11

THREE-POINT FIELD GOALS ATTEMPTED

1. Allen Iverson.....	345
2. Aaron McKie.....	128
3. Andre Iguodala.....	114
4. Lou Williams.....	93
5. Charles Barkley.....	72
6. Jrue Holiday.....	70
7. Hersey Hawkins.....	67
8. Andrew Toney.....	51
9. Eric Snow.....	40
10. Julius Erving.....	36



Andrew Toney, known as the "Boston Strangler," played in 72 career playoff games with the 76ers and was a member of the 1982-83 NBA Championship team.

PLAYOFFS



TOP-10 CAREER PLAYOFF LEADERS

FREE THROWS MADE

1. Dolph Schayes	755
2. Julius Erving.....	707
3. Hal Greer	466
4. Allen Iverson.....	430
5. Maurice Cheeks	333
6. Chet Walker	318
7t. Bobby Jones	303
7t. Charles Barkley.....	303
9. Andrew Toney.....	272
10. Paul Seymour	248

FREE THROWS ATTEMPTED

1. Dolph Schayes	918
2. Julius Erving.....	908
3. Hal Greer	574
4. Allen Iverson.....	562
5. Wilt Chamberlain	522
6. Charles Barkley.....	453
7. Maurice Cheeks	432
8. Chet Walker	425
9. Bobby Jones	366
10. Andrew Toney.....	346

OFFENSIVE REBOUNDS

1. Julius Erving.....	360
2. Charles Barkley.....	244
3. Caldwell Jones	236
4. Bobby Jones	172
5. Darryl Dawkins	131
6. Dikembe Mutombo.....	127
7. Moses Malone	126
8. Tyrone Hill.....	121
9. Maurice Cheeks	96
10. George McGinnis.....	95

DEFENSIVE REBOUNDS

1. Caldwell Jones	670
2. Julius Erving.....	634
3. Darryl Dawkins	439
4. Charles Barkley.....	426
5. Bobby Jones	305
6. Maurice Cheeks	303
7. Moses Malone	287
8. Dikembe Mutombo.....	242
9. Tyrone Hill.....	231
10. George McGinnis.....	222

MOST REBOUNDS

1. Wilt Chamberlain	1208
2. Dolph Schayes	1051*
3. Julius Erving.....	994
4. Caldwell Jones	906
5. John (Red) Kerr.....	810
6. Charles Barkley.....	670
7. Darryl Dawkins	570
8. Luke Jackson	508
9. Hal Greer	505
10. Bobby Jones	477

* Schayes also appeared in the 1949-50 playoffs, but rebounds were not recorded

ASSISTS

1. Maurice Cheeks	807
2. Julius Erving.....	594
3. Hal Greer	393
4. Allen Iverson.....	378
5. Andrew Toney.....	323
6. Eric Snow	290
7. Wilt Chamberlain	283
8. Dolph Schayes	257
9. Paul Seymour	257
10. Bobby Jones	228

PERSONAL FOULS

1. Julius Erving.....	403
2. Dolph Schayes	397
3. Darryl Dawkins	362
4. Caldwell Jones	358
5. Hal Greer	357
6. Bobby Jones	333
7. Maurice Cheeks	291
8. Andrew Toney.....	265
9. Paul Seymour	214
10. Larry Costello.....	207

STEALS

1. Maurice Cheeks	269
2. Julius Erving.....	235
3. Allen Iverson.....	136
4. Bobby Jones	99
5. Charles Barkley.....	82
6. Aaron McKie.....	66
7. Steve Mix.....	65
8. Eric Snow	63
9. Andre Iguodala	62
10. Andrew Toney.....	58

TURNOVERS

1. Julius Erving.....	396
2. Maurice Cheeks	284
3. Andrew Toney	257
4. Allen Iverson.....	199
5. Charles Barkley.....	188
6. Bobby Jones	163
7. Darryl Dawkins	151
8. Caldwell Jones	139
9. Eric Snow	122
10. Aaron McKie	89

BLOCKED SHOTS

1. Julius Erving.....	239
2. Caldwell Jones	200
3. Darryl Dawkins	142
4. Bobby Jones	133
5. Dikembe Mutombo.....	81
6. Moses Malone	58
7. Theo Ratliff	52
8. Charles Barkley.....	50
9. Maurice Cheeks	41
10. Mike Gminski	31





PLAYOFF YEAR-BY-YEAR BREAKDOWN

ALL-TIME PLAYOFF RESULTS

Year	Result
1949-50	Reached championship finals
1950-51	Reached Eastern finals
1951-52	Reached Eastern finals
1952-53	Reached Eastern semifinals
1953-54	Reached championship finals
1954-55	Won title
1955-56	Reached Eastern finals
1956-57	Reached Eastern finals
1957-58	Reached Eastern semifinals
1958-59	Reached Eastern finals
1959-60	Reached Eastern semifinals
1960-61	Reached Eastern finals
1961-62	Reached Eastern semifinals
1962-63	Reached Eastern semifinals
1963-64	Reached Eastern semifinals
1964-65	Reached Eastern finals
1965-66	Reached Eastern finals
1966-67	Won title
1967-68	Reached Eastern finals
1968-69	Reached Eastern semifinals
1969-70	Reached Eastern semifinals
1970-71	Reached Eastern semifinals
1975-76	Reached Eastern first round
1976-77	Reached championship finals
1977-78	Reached Eastern finals
1978-79	Reached Eastern semifinals
1979-80	Reached championship finals
1980-81	Reached Eastern finals
1981-82	Reached championship finals
1982-83	Won title
1983-84	Reached Eastern first round
1984-85	Reached Eastern finals
1985-86	Reached Eastern semifinals
1986-87	Reached Eastern first round
1988-89	Reached Eastern first round
1989-90	Reached Eastern semifinals
1990-91	Reached Eastern semifinals
1998-99	Reached Eastern semifinals
1999-00	Reached Eastern semifinals
2000-01	Reached championship finals
2001-02	Reached Eastern first round
2002-03	Reached Eastern semifinals
2004-05	Reached Eastern first round
2007-08	Reached Eastern first round
2008-09	Reached Eastern first round
2010-11	Reached Eastern first round
2011-12	Reached Eastern semifinals

ALL-TIME PLAYOFF RECORD

Year	W-L
1949-50	6-5
1950-51	4-3
1951-52	3-4
1952-53	0-2
1953-54	9-4
1954-55	7-4
1955-56	4-4
1956-57	2-3
1957-58	1-2
1958-59	5-4
1959-60	1-2
1960-61	4-4
1961-62	2-3
1962-63	2-3
1963-64	2-3
1964-65	6-5
1965-66	1-4
1966-67	11-4
1967-68	7-6
1968-69	1-4
1969-70	1-4
1970-71	3-4
1975-76	1-2
1976-77	10-9
1977-78	6-4
1978-79	5-4
1979-80	12-6
1980-81	9-7
1981-82	12-9
1982-83	12-1
1983-84	2-3
1984-85	8-5
1985-86	6-6
1986-87	2-3
1988-89	0-3
1989-90	4-6
1990-91	4-4
1998-99	3-5
1999-00	5-5
2000-01	12-11
2001-02	2-3
2002-03	6-6
2004-05	1-4
2007-08	2-4
2008-09	2-4
2010-11	1-4
2011-12	7-6
Totals	216-205
WINNING PCT.	.513

PLAYOFFS



ALL-TIME PLAYOFF RESULTS

1949-50

EASTERN DIVISION SEMIFINALS

(Syracuse 2, Philadelphia 0)

3/22/50	@ Syracuse	W	93-76
3/23/50	@ Philadelphia	W	59-53

EASTERN DIVISION FINALS

(Syracuse 2, New York 1)

3/26/50	@ Syracuse	W	91-83 (OT)
3/30/50	@ New York	L	76-80
4/2/50	@ Syracuse	W	91-80

NBA FINALS

(Minneapolis 4, Syracuse 2)

4/8/50	@ Syracuse	L	66-68
4/9/50	@ Syracuse	W	91-85
4/14/50	@ Minneapolis	L	76-91
4/16/50	@ Minneapolis	L	69-77
4/20/50	@ Syracuse	W	83-77
4/23/50	@ Minneapolis	L	95-110

1950-51

EASTERN DIVISION SEMIFINALS

(Syracuse 2, Philadelphia 0)

3/20/51	@ Philadelphia	W	91-81 (OT)
3/22/51	@ Syracuse	W	90-78

EASTERN DIVISION FINALS

(New York 3, Syracuse 2)

3/28/51	@ New York	L	92-103
3/29/51	@ Syracuse	W	102-80
3/31/51	@ New York	L	75-97
4/1/51	@ Syracuse	W	90-83
4/4/51	@ New York	L	81-83

1951-52

EASTERN DIVISION SEMIFINALS

(Syracuse 2, Philadelphia 1)

3/20/52	@ Syracuse	W	102-83
3/22/52	@ Philadelphia	L	95-100
3/23/52	@ Syracuse	W	84-73

EASTERN DIVISION FINALS

(New York 3, Syracuse 1)

4/2/52	@ Syracuse	L	85-87
4/3/52	@ Syracuse	W	102-92
4/4/52	@ New York	L	92-99
4/8/52	@ New York	L	93-100

1952-53

EASTERN DIVISION SEMIFINALS

(Boston 2, Syracuse 0)

3/19/53	@ Syracuse	L	81-87
3/21/53	@ Boston	L	105-111 (4 OT)

1953-54

EASTERN DIVISION ROUND ROBIN

3/17/54	Syracuse @ Boston	W	96-95 (OT)
3/18/54	New York @ Syracuse	W	75-68
3/21/54	Syracuse @ New York	W	103-99
3/22/54	Boston @ Syracuse	W	98-85

EASTERN DIVISION FINALS

(Syracuse 2, Boston 0)

3/25/54	@ Syracuse	W	109-94
3/27/54	@ Boston	W	83-76

NBA FINALS

(Minneapolis 4, Syracuse 3)

3/31/54	@ Minneapolis	L	68-79
4/3/54	@ Minneapolis	W	62-60
4/4/54	@ Syracuse	L	67-81
4/8/54	@ Syracuse	W	80-69
4/10/54	@ Syracuse	L	73-84
4/11/54	@ Minneapolis	W	65-63
4/12/54	@ Minneapolis	L	80-87

1954-55

EASTERN DIVISION SEMIFINALS

(received bye in semifinals)

EASTERN DIVISION FINALS

(Syracuse 3, Boston 1)

3/22/55	@ Syracuse	W	110-100
3/24/55	@ Syracuse	W	116-110
3/26/55	@ Boston	L	97-100 (OT)
3/27/55	@ Boston	W	110-94

NBA FINALS

(Syracuse 4, Fort Wayne 3)

3/31/55	@ Syracuse	W	86-82
4/2/55	@ Syracuse	W	87-84
4/3/55	@ Fort Wayne	L	89-96
4/5/55	@ Fort Wayne	L	102-109
4/7/55	@ Fort Wayne	L	71-74
4/9/55	@ Syracuse	W	109-104
4/10/55	@ Syracuse	W	92-91

1955-56

Third Place Game

Syracuse defeated New York, 82-77, on March 15, 1956, in Syracuse, N.Y., in a third-place "play-in" game. The win does not affect the franchise playoff record.

EASTERN DIVISION SEMIFINALS

(Syracuse 2, Boston 1)

3/17/56	@ Boston	L	93-110
3/19/56	@ Syracuse	W	101-98
3/21/56	@ Boston	W	102-97

EASTERN DIVISION FINALS

(Philadelphia 3, Syracuse 2)

3/23/56	@ Philadelphia	L	87-109
3/25/56	@ Syracuse	W	122-118
3/27/56	@ Philadelphia	L	96-119
3/28/56	@ Syracuse	W	108-104
3/29/56	@ Philadelphia	L	104-109

1956-57

EASTERN DIVISION SEMIFINALS

(Syracuse 2, Philadelphia 0)

3/16/57	@ Philadelphia	W	103-96
3/18/57	@ Syracuse	W	91-80

EASTERN DIVISION FINALS

(Boston 3, Syracuse 0)

3/21/57	@ Boston	L	90-108
3/23/57	@ Syracuse	L	105-120
3/24/57	@ Boston	L	80-83

1957-58

EASTERN DIVISION SEMIFINALS

(Philadelphia 2, Syracuse 1)

3/15/58	@ Syracuse	W	86-82
3/16/58	@ Philadelphia	L	93-95
3/18/58	@ Syracuse	L	88-101





ALL-TIME PLAYOFF RESULTS

1958-59

EASTERN DIVISION SEMIFINALS

(Syracuse 2, New York 0)

3/13/59	@ New York	W	129-123
3/15/59	@ Syracuse	W	131-115

EASTERN DIVISION FINALS

(Boston 4, Syracuse 3)

3/18/59	@ Boston	L	109-131
3/21/59	@ Syracuse	W	120-118
3/22/59	@ Boston	L	111-133
3/25/59	@ Syracuse	W	119-107
3/28/59	@ Boston	L	108-129
3/29/59	@ Syracuse	W	133-121
4/1/59	@ Boston	L	125-130

1959-60

EASTERN DIVISION SEMIFINALS

(Philadelphia 2, Syracuse 1)

3/11/60	@ Philadelphia	L	92-115
3/13/60	@ Syracuse	W	125-119
3/14/60	@ Philadelphia	L	112-132

1960-61

EASTERN DIVISION SEMIFINALS

(Syracuse 3, Philadelphia 0)

3/14/61	@ Philadelphia	W	115-107
3/16/61	@ Syracuse	W	115-114
3/18/61	@ Philadelphia	W	106-103

EASTERN DIVISION FINALS

(Boston 4, Syracuse 1)

3/19/61	@ Boston	L	115-128
3/21/61	@ Syracuse	W	115-98
3/23/61	@ Boston	L	110-133
3/25/61	@ Syracuse	L	107-120
3/26/61	@ Boston	L	101-123

1961-62

EASTERN DIVISION SEMIFINALS

(Philadelphia 3, Syracuse 2)

3/16/62	@ Philadelphia	L	103-110
3/18/62	@ Syracuse	L	82-97
3/19/62	@ Philadelphia	W	101-100
3/20/62	@ Syracuse	W	106-99
3/22/62	@ Philadelphia	L	104-121

1962-63

EASTERN DIVISION SEMIFINALS

(Cincinnati 3, Syracuse 2)

3/19/63	@ Syracuse	W	123-120
3/21/63	@ Cincinnati	L	115-133
3/23/63	@ Syracuse	W	121-117
3/24/63	@ Cincinnati	L	118-125
3/26/63	@ Syracuse	L	127-131 (OT)

1963-64

EASTERN DIVISION SEMIFINALS

(Cincinnati 3, Philadelphia 2)

3/22/64	@ Cincinnati	L	102-127
3/24/64	@ Philadelphia	W	122-114
3/25/64	@ Cincinnati	L	89-101
3/28/64	@ Philadelphia	W	129-120
3/29/64	@ Cincinnati	L	124-130

1964-65

EASTERN DIVISION SEMIFINALS

(Philadelphia 3, Cincinnati 1)

3/24/65	@ Cincinnati	W	119-117
3/26/65	@ Philadelphia	L	120-121
3/28/65	@ Cincinnati	W	108-94
3/31/65	@ Philadelphia	W	119-112

EASTERN DIVISION FINALS

(Boston 4, Philadelphia 3)

4/4/65	@ Boston	L	98-108
4/6/65	@ Philadelphia	W	109-103
4/8/65	@ Boston	L	94-112
4/9/65	@ Philadelphia	W	134-131 (OT)
4/11/65	@ Boston	L	108-114
4/13/65	@ Philadelphia	W	112-106
4/15/65	@ Boston	L	109-110

1965-66

EASTERN DIVISION SEMIFINALS

(received bye in semifinals)

EASTERN DIVISION FINALS

(Boston 4, Philadelphia 1)

4/3/66	@ Philadelphia	L	96-115
4/6/66	@ Boston	L	93-114
4/7/66	@ Philadelphia	W	111-105
4/10/66	@ Boston	L	108-114 (OT)
4/12/66	@ Philadelphia	L	112-120

1966-67

EASTERN DIVISION SEMIFINALS

(Philadelphia 3, Cincinnati 1)

3/21/67	@ Philadelphia	L	116-120
3/22/67	@ Cincinnati	W	123-102
3/24/67	@ Philadelphia	W	121-106
3/25/67	@ Cincinnati	W	112-94

EASTERN DIVISION FINALS

(Philadelphia 4, Boston 1)

3/31/67	@ Philadelphia	W	127-113
4/2/67	@ Boston	W	107-102
4/5/67	@ Philadelphia	W	115-104
4/9/67	@ Boston	L	117-121
4/11/67	@ Philadelphia	W	140-116

NBA FINALS

(Philadelphia 4, San Francisco 2)

4/14/67	@ Philadelphia	W	141-135 (OT)
4/16/67	@ Philadelphia	W	126-95
4/18/67	@ San Francisco	L	124-130
4/20/67	@ San Francisco	W	122-108
4/23/67	@ Philadelphia	L	109-117
4/24/67	@ San Francisco	W	125-122

1967-68

EASTERN DIVISION SEMIFINALS

(Philadelphia 4, New York 2)

3/22/68	@ Philadelphia	W	118-110
3/23/68	@ New York	L	117-128
3/27/68	@ Philadelphia	W	138-132 (2OT)
3/30/68	@ New York	L	98-1078
3/31/68	@ Philadelphia	W	123-107
4/1/68	@ New York	W	113-97

EASTERN DIVISION FINALS

(Boston 4, Philadelphia 3)

4/5/68	@ Philadelphia	L	118-127
4/10/68	@ Boston	W	115-106
4/11/68	@ Philadelphia	W	122-114
4/14/68	@ Boston	W	110-105
4/15/68	@ Philadelphia	L	104-122
4/17/68	@ Boston	L	106-114
4/19/68	@ Philadelphia	L	96-100

PLAYOFFS



ALL-TIME PLAYOFF RESULTS

1968-69

EASTERN DIVISION SEMIFINALS

(Boston 4, Philadelphia 1)

3/26/69	@ Philadelphia	L	100-114
3/28/69	@ Boston	L	103-134
3/30/69	@ Philadelphia	L	118-125
4/1/69	@ Boston	W	119-116
4/4/69	@ Philadelphia	L	90-93

1969-70

EASTERN DIVISION SEMIFINALS

(Milwaukee 4, Philadelphia 1)

3/25/70	@ Milwaukee	L	118-125
3/27/70	@ Milwaukee	W	112-105
3/30/70	@ Philadelphia	L	120-156
4/1/70	@ Philadelphia	L	111-118
4/3/70	@ Milwaukee	L	106-115

1970-71

EASTERN CONFERENCE SEMIFINALS

(Baltimore 4, Philadelphia 3)

3/24/71	@ Baltimore	W	126-112
3/26/71	@ Philadelphia	L	107-119
3/28/71	@ Baltimore	L	103-111
3/30/71	@ Philadelphia	L	105-120
4/1/71	@ Baltimore	W	104-103
4/3/71	@ Philadelphia	W	98-94
4/4/71	@ Baltimore	L	120-128

1975-76

FIRST ROUND

(Buffalo 2, Philadelphia 1)

4/15/76	@ Philadelphia	L	89-95
4/16/76	@ Buffalo	W	131-106
4/18/76	@ Philadelphia	L	123-124 (OT)

1976-77

FIRST ROUND

(Received first round bye)

EASTERN CONFERENCE SEMIFINALS

(Philadelphia 4, Boston 3)

4/17/77	@ Philadelphia	L	111-113
4/20/77	@ Philadelphia	W	113-101
4/22/77	@ Boston	W	109-100
4/24/77	@ Boston	L	119-124
4/27/77	@ Philadelphia	W	110-91
4/29/77	@ Boston	L	108-113
5/1/77	@ Philadelphia	W	83-77

EASTERN CONFERENCE FINALS

(Philadelphia 4, Houston 2)

5/5/77	@ Philadelphia	W	128-117
5/8/77	@ Philadelphia	W	106-97
5/11/77	@ Houston	L	94-118
5/13/77	@ Houston	W	107-95
5/15/77	@ Philadelphia	L	115-118
5/17/77	@ Houston	W	112-109

NBA FINALS

(Portland 4, Philadelphia 2)

5/22/77	@ Philadelphia	W	107-101
5/26/77	@ Philadelphia	W	107-89
5/29/77	@ Portland	L	107-129
5/31/77	@ Portland	L	98-130
6/3/77	@ Philadelphia	L	104-110
6/5/77	@ Portland	L	107-109

1977-78

FIRST ROUND

(received bye in first round)

EASTERN CONFERENCE SEMIFINALS

(Philadelphia 4, New York 0)

4/16/78	@ Philadelphia	W	130-90
4/18/78	@ Philadelphia	W	119-100
4/20/78	@ New York	W	137-126
4/23/78	@ New York	W	112-107

EASTERN CONFERENCE FINALS

(Washington 4, Philadelphia 2)

4/30/78	@ Philadelphia	L	117-122
5/3/78	@ Philadelphia	W	110-104
5/5/78	@ Washington	L	108-123
5/7/78	@ Washington	L	105-121
5/10/78	@ Philadelphia	W	107-94
5/12/78	@ Washington	L	99-101

1978-79

FIRST ROUND

(Philadelphia 2, New Jersey 0)

4/11/79	@ Philadelphia	W	122-114
4/13/79	@ New Jersey	W	111-101

EASTERN CONFERENCE SEMIFINALS

(San Antonio 4, Philadelphia 3)

4/15/79	@ San Antonio	L	106-119
4/17/79	@ San Antonio	L	120-121
4/20/79	@ Philadelphia	W	123-115
4/22/79	@ Philadelphia	L	112-115 (OT)
4/26/79	@ San Antonio	W	120-97
4/29/79	@ Philadelphia	W	92-90
5/2/79	@ San Antonio	L	108-111

1979-80

FIRST ROUND

(Philadelphia 2, Washington 0)

4/2/80	@ Philadelphia	W	111-96
4/4/80	@ Washington	W	112-104

EASTERN CONFERENCE SEMIFINALS

(Philadelphia 4, Atlanta 1)

4/6/80	@ Philadelphia	W	107-104
4/9/80	@ Philadelphia	W	99-92
4/10/80	@ Atlanta	L	93-105
4/13/80	@ Atlanta	W	107-83
4/15/80	@ Philadelphia	W	105-100

EASTERN CONFERENCE FINALS

(Philadelphia 4, Boston 1)

4/18/80	@ Boston	W	96-93
4/20/80	@ Boston	L	90-96
4/23/80	@ Philadelphia	W	99-97
4/24/80	@ Philadelphia	W	102-90
4/27/80	@ Boston	W	105-94

NBA FINALS

(Los Angeles 4, Philadelphia 2)

5/4/80	@ Los Angeles	L	102-109
5/7/80	@ Los Angeles	W	107-104
5/10/80	@ Philadelphia	L	101-111
5/11/80	@ Philadelphia	W	105-102
5/14/80	@ Los Angeles	L	103-108
5/16/80	@ Philadelphia	L	107-123





ALL-TIME PLAYOFF RESULTS

1980-81

FIRST ROUND

(Philadelphia 2, Indiana 0)

5/31/81	@ Philadelphia	W	124-108
4/2/81	@ Indiana	W	96-85

EASTERN CONFERENCE SEMIFINALS

(Philadelphia 4, Milwaukee 3)

4/5/81	@ Philadelphia	W	125-122
4/7/81	@ Philadelphia	L	99-109
4/10/81	@ Milwaukee	W	108-103
4/12/81	@ Milwaukee	L	98-109
4/15/81	@ Philadelphia	W	116-99
4/17/81	@ Milwaukee	L	86-109
4/19/81	@ Philadelphia	W	99-98

EASTERN CONFERENCE FINALS

(Boston 4, Philadelphia 3)

4/21/81	@ Boston	W	105-104
4/22/81	@ Boston	L	99-118
4/24/81	@ Philadelphia	W	110-100
4/26/81	@ Philadelphia	W	107-105
4/29/81	@ Boston	L	109-111
5/1/81	@ Philadelphia	L	98-100
5/3/81	@ Boston	L	90-91

1981-82

FIRST ROUND

(Philadelphia 2, Atlanta 0)

4/21/82	@ Philadelphia	W	111-76
4/23/82	@ Atlanta	W	98-95 (OT)

EASTERN CONFERENCE SEMIFINALS

(Philadelphia 4, Milwaukee 2)

4/25/82	@ Philadelphia	W	125-122
4/28/82	@ Philadelphia	W	120-108
5/1/82	@ Milwaukee	L	91-92
5/2/82	@ Milwaukee	W	100-93
5/5/82	@ Philadelphia	L	98-110
5/7/82	@ Milwaukee	W	102-90

EASTERN CONFERENCE FINALS

(Philadelphia 4, Boston 3)

5/9/82	@ Boston	L	81-121
5/12/82	@ Boston	W	121-113
5/15/82	@ Philadelphia	W	99-97
5/16/82	@ Philadelphia	W	119-94
5/19/82	@ Boston	L	85-114
5/21/82	@ Philadelphia	L	75-88
5/23/82	@ Boston	W	120-106

NBA FINALS

(Los Angeles 4, Philadelphia 2)

5/27/82	@ Philadelphia	L	117-124
5/30/82	@ Philadelphia	W	110-94
6/1/82	@ Los Angeles	L	108-129
6/3/82	@ Los Angeles	L	101-111
6/6/82	@ Philadelphia	W	135-102
6/8/82	@ Los Angeles	L	104-114

1982-83

FIRST ROUND

(Received a bye in first round)

EASTERN CONFERENCE SEMIFINALS

(Philadelphia 4, New York 0)

4/24/83	@ Philadelphia	W	112-102
4/27/83	@ Philadelphia	W	98-91
4/30/83	@ New York	W	107-105
5/1/83	@ New York	W	105-102

EASTERN CONFERENCE FINALS

(Philadelphia 4, Milwaukee 1)

5/8/83	@ Philadelphia	W	111-109 (OT)
5/11/83	@ Philadelphia	W	87-81
5/14/83	@ Milwaukee	W	104-96
5/15/83	@ Milwaukee	L	94-100
5/18/83	@ Philadelphia	W	115-103

NBA FINALS

(Philadelphia 4, Los Angeles 0)

5/22/83	@ Philadelphia	W	113-107
5/26/83	@ Philadelphia	W	103-93
5/29/83	@ Los Angeles	W	111-94
5/31/83	@ Los Angeles	W	115-108

1983-84

FIRST ROUND

(New Jersey 3, Philadelphia 2)

4/18/84	@ Philadelphia	L	101-116
4/20/84	@ Philadelphia	L	102-116
4/22/84	@ New Jersey	W	108-100
4/24/84	@ New Jersey	W	110-102
4/26/84	@ Philadelphia	L	98-101

1984-85

FIRST ROUND

(Philadelphia 3, Washington 1)

4/17/85	@ Philadelphia	W	104-97
4/21/85	@ Philadelphia	W	113-94
4/24/85	@ Washington	L	100-118
4/26/85	@ Washington	W	106-98

EASTERN CONFERENCE SEMIFINALS

(Philadelphia 4, Milwaukee 0)

4/28/85	@ Milwaukee	W	127-105
4/30/85	@ Milwaukee	W	112-108
5/3/85	@ Philadelphia	W	109-104
5/5/85	@ Philadelphia	W	121-112

EASTERN CONFERENCE FINALS

(Boston 4, Philadelphia 1)

5/12/85	@ Boston	L	93-108
5/14/85	@ Boston	L	98-106
5/18/85	@ Philadelphia	L	94-105
5/19/85	@ Philadelphia	W	115-104
5/22/85	@ Boston	L	100-102

1985-86

FIRST ROUND

(Philadelphia 3, Washington 2)

4/18/86	@ Philadelphia	L	94-95
4/20/86	@ Philadelphia	W	102-97
4/22/86	@ Washington	W	91-86
4/24/86	@ Washington	L	111-116
4/27/86	@ Philadelphia	W	134-109

EASTERN CONFERENCE SEMIFINALS

(Milwaukee 4, Philadelphia 3)

4/29/86	@ Milwaukee	W	118-112
5/1/86	@ Milwaukee	L	107-119
5/3/86	@ Philadelphia	W	107-103
5/5/86	@ Philadelphia	L	104-109
5/7/86	@ Milwaukee	L	108-113
5/9/86	@ Philadelphia	W	126-108
5/11/86	@ Milwaukee	L	112-113

1986-87

FIRST ROUND

(Milwaukee 3, Philadelphia 2)

4/24/87	@ Milwaukee	L	104-107
4/26/87	@ Milwaukee	W	125-122 (OT)
4/29/87	@ Philadelphia	L	120-121
5/1/87	@ Philadelphia	W	124-118
5/3/87	@ Milwaukee	L	89-102

PLAYOFFS



ALL-TIME PLAYOFF RESULTS

1988-89

FIRST ROUND

(New York 3, Philadelphia 0)

4/27/89	@ New York	L	96-102
4/29/89	@ New York	L	106-107
5/2/89	@ Philadelphia	L	115-116 (OT)

1989-90

FIRST ROUND

(Philadelphia 3, Cleveland 2)

4/26/90	@ Philadelphia	W	111-106
4/29/90	@ Philadelphia	W	107-101
5/1/90	@ Cleveland	L	95-122
5/3/90	@ Cleveland	L	96-108
5/5/90	@ Philadelphia	W	113-97

EASTERN CONFERENCE SEMIFINALS

(Chicago 4, Philadelphia 1)

5/7/90	@ Chicago	L	85-96
5/9/90	@ Chicago	L	96-101
5/11/90	@ Philadelphia	W	118-112
5/13/90	@ Philadelphia	L	101-111
5/16/90	@ Chicago	L	99-117

1990-91

FIRST ROUND

(Philadelphia 3, Milwaukee 0)

4/25/91	@ Milwaukee	W	99-90
4/27/91	@ Milwaukee	W	116-112 (OT)
4/30/91	@ Philadelphia	W	121-100

EASTERN CONFERENCE SEMIFINALS

(Chicago 4, Philadelphia 1)

5/4/91	@ Chicago	L	92-105
5/6/91	@ Chicago	L	100-112
5/10/91	@ Philadelphia	W	99-97
5/12/91	@ Philadelphia	L	85-101
5/14/91	@ Chicago	L	95-100

1998-99

FIRST ROUND

(Philadelphia 3, Orlando 1)

5/9/99	@ Orlando	W	104-90
5/11/99	@ Orlando	L	68-79
5/13/99	@ Philadelphia	W	97-85
5/15/99	@ Philadelphia	W	101-91

EASTERN CONFERENCE SEMIFINALS

(Indiana 4, Philadelphia 0)

5/17/99	@ Indiana	L	90-94
5/19/99	@ Indiana	L	82-85
5/21/99	@ Philadelphia	L	86-97
5/23/99	@ Philadelphia	L	86-89

1999-00

FIRST ROUND

(Philadelphia 3, Charlotte 1)

4/22/00	@ Charlotte	W	92-82
4/24/00	@ Charlotte	L	98-108 (OT)
4/28/00	@ Philadelphia	W	81-76
5/1/00	@ Philadelphia	W	105-99

EASTERN CONFERENCE SEMIFINALS

(Indiana 4, Philadelphia 2)

5/6/00	@ Indiana	L	91-108
5/8/00	@ Indiana	L	97-103
5/10/00	@ Philadelphia	L	89-97
5/23/00	@ Philadelphia	W	92-90
5/15/00	@ Indiana	W	107-86
5/19/00	@ Philadelphia	L	90-106

2000-01

FIRST ROUND

(Philadelphia 3, Indiana 1)

4/21/01	@ Philadelphia	L	78-79
4/24/01	@ Philadelphia	W	116-98
4/28/01	@ Indiana	W	92-87
5/2/01	@ Indiana	W	88-85

EASTERN CONFERENCE SEMIFINALS

(Philadelphia 4, Toronto 3)

5/6/01	@ Philadelphia	L	93-96
5/9/01	@ Philadelphia	W	97-92
5/11/01	@ Toronto	L	78-102
5/13/01	@ Toronto	W	84-79
5/16/01	@ Philadelphia	W	121-88
5/18/01	@ Toronto	L	89-101
5/20/01	@ Philadelphia	W	88-87

EASTERN CONFERENCE FINALS

(Philadelphia 4, Milwaukee 3)

5/22/01	@ Philadelphia	W	93-85
5/24/01	@ Philadelphia	L	78-92
5/26/01	@ Milwaukee	L	74-80
5/28/01	@ Milwaukee	W	89-93
5/30/01	@ Philadelphia	W	89-88
6/1/01	@ Milwaukee	L	100-110
6/3/01	@ Philadelphia	W	108-91

NBA FINALS

(Los Angeles 4, Philadelphia 1)

6/6/01	@ Los Angeles	W	107-101 (OT)
6/8/01	@ Los Angeles	L	89-98
6/10/01	@ Philadelphia	L	91-96
6/13/01	@ Philadelphia	L	86-100
6/15/01	@ Philadelphia	L	96-108

2001-02

FIRST ROUND

(Boston 3, Philadelphia 2)

4/21/02	@ Boston	L	82-92
4/25/02	@ Boston	L	85-93
4/28/02	@ Philadelphia	W	108-103
5/1/02	@ Philadelphia	W	83-81
5/3/02	@ Boston	L	87-120

2002-03

FIRST ROUND

(Philadelphia 4, New Orleans 2)

4/20/03	@ Philadelphia	W	98-90
4/23/03	@ Philadelphia	W	90-85
4/26/03	@ New Orleans	L	85-99
4/28/03	@ New Orleans	L	87-96
4/30/03	@ Philadelphia	W	93-91
5/2/03	@ New Orleans	W	107-103

EASTERN CONFERENCE SEMIFINALS

(Detroit 4, Philadelphia 2)

5/6/03	@ Detroit	L	87-89
5/8/03	@ Detroit	L	97-104 (OT)
5/10/03	@ Philadelphia	W	93-83
5/11/03	@ Philadelphia	W	95-82
5/14/03	@ Detroit	L	77-78
5/16/03	@ Philadelphia	L	89-93 (OT)





ALL-TIME PLAYOFF RESULTS

2004-05

FIRST ROUND (Detroit 4, Philadelphia 1)

4/23/05	@ Detroit	L	85-106
4/26/05	@ Detroit	L	84-99
4/29/05	@ Philadelphia	W	115-104
5/1/05	@ Philadelphia	L	92-97 (OT)
5/3/05	@ Detroit	L	78-88

2007-08

FIRST ROUND (Detroit 4, Philadelphia 2)

4/20/08	@ Detroit	W	90-86
4/23/08	@ Detroit	L	88-105
4/25/08	@ Philadelphia	W	95-75
4/27/08	@ Philadelphia	L	84-93
4/29/08	@ Detroit	L	81-98
5/1/08	@ Philadelphia	L	77-100

2008-09

FIRST ROUND (Orlando 4, Philadelphia 2)

4/19/09	@ Orlando	W	100-98
4/22/09	@ Orlando	L	87-96
4/24/09	@ Philadelphia	W	96-94
4/26/09	@ Philadelphia	L	81-84
4/28/09	@ Orlando	L	78-91
4/30/09	@ Philadelphia	L	89-114

2010-11

FIRST ROUND (Miami 4, Philadelphia 1)

4/16/11	@ Miami	L	89-97
4/18/11	@ Miami	L	73-94
4/21/11	@ Philadelphia	L	94-100
4/24/11	@ Philadelphia	W	86-82
4/27/11	@ Miami	L	91-97

2011-12

FIRST ROUND (Philadelphia 4, Chicago 2)

4/28/12	@ Chicago	L	91-103
5/1/12	@ Chicago	W	109-92
5/4/12	@ Philadelphia	W	79-74
5/6/12	@ Philadelphia	W	89-82
5/8/12	@ Chicago	L	69-77
5/10/12	@ Philadelphia	W	79-78

EASTERN CONFERENCE SEMIFINALS

(Boston 4, Philadelphia 3)

5/12/12	@ Boston	L	91-92
5/14/12	@ Boston	W	82-81
5/16/12	@ Philadelphia	L	91-107
5/18/12	@ Philadelphia	W	92-83
5/21/12	@ Boston	L	85-101
5/23/12	@ Philadelphia	W	82-75
5/26/12	@ Boston	L	75-85

PLAYOFFS



7-GAME SERIES: FINAL GAME RESULTS

6-9 OVERALL (76ERS: 5-7; NATIONALS: 1-2)

DATE	ROUND	OPPONENT	RESULT/SCORE
04/12/54	NBA Finals	at Minneapolis	L, 80-87
04/10/55	NBA Finals	Fort Wayne	W, 92-91
04/01/59	Eastern Division Finals	at Boston	L, 125-130
04/15/65	Eastern Division Finals	at Boston	L, 109-110
04/19/68	Eastern Division Finals	Boston	L, 96-100
04/04/71	Eastern Conference Semifinals	at Baltimore	L, 120-128
05/01/77	Eastern Conference Semifinals	Boston	W, 83-77
05/02/79	Eastern Conference Semifinals	at San Antonio	L, 108-111
04/19/81	Eastern Conference Semifinals	Milwaukee	W, 99-98
05/03/81	Eastern Conference Finals	at Boston	L, 90-91
05/23/82	Eastern Conference Finals	at Boston	W, 120-106
05/11/86	Eastern Conference Semifinals	at Milwaukee	L, 112-113
05/20/01	Eastern Conference Semifinals	Toronto	W, 88-87
06/03/01	Eastern Conference Finals	Milwaukee	W, 108-91
05/26/12	Eastern Conference Semifinals	at Boston	L, 75-85

5-GAME SERIES: FINAL GAME RESULTS

2-8 OVERALL (76ERS: 2-4; NATIONALS: 0-4)

DATE	ROUND	OPPONENT	RESULT/SCORE
04/04/51	Eastern Division Finals	at New York	L, 81-83
03/29/56	Eastern Division Finals	at Philadelphia	L, 104-109
03/22/62	Eastern Division Semifinals	at Philadelphia	L, 104-121
03/26/63	Eastern Division Semifinals	Cincinnati	L, 127-131 (OT)
03/29/64	Eastern Division Semifinals	at Cincinnati	L, 124-130
04/26/84	First Round	New Jersey	L, 98-101
04/27/86	First Round	Washington	W, 134-109
05/03/87	First Round	at Milwaukee	L, 89-102
05/05/90	First Round	Cleveland	W, 113-97
05/03/02	First Round	at Boston	L, 87-120

3-GAME SERIES: FINAL GAME RESULTS

3-3 OVERALL (76ERS: 0-1; NATIONALS: 3-2)

DATE	ROUND	OPPONENT	RESULT/SCORE
04/02/50	Eastern Division Finals	New York	W, 91-80
03/23/52	Eastern Division Semifinals	Philadelphia	W, 84-73
03/21/56	Eastern Division Semifinals	at Boston	W, 102-97
03/18/58	Eastern Division Semifinals	Philadelphia	L, 88-101
03/14/60	Eastern Division Semifinals	at Philadelphia	L, 112-132
04/18/76	First Round	Buffalo	L, 123-124





ALL-TIME PLAYOFF BREAKDOWN

FIRST ROUND

Year	Record
1975-76	1-2
1978-79	2-0
1979-80	2-0
1980-81	2-0
1981-82	2-0
1983-84	2-3
1984-85	3-1
1985-86	3-2
1986-87	2-3
1988-89	0-3
1989-90	3-2
1990-91	3-0
1998-99	3-1
1999-00	3-1
2000-01	3-1
2001-02	2-3
2002-03	4-2
2004-05	1-4
2007-08	2-4
2008-09	2-4
2010-11	1-4
2011-12	4-2
TOTALS	50-42

ROUND ROBIN

Year	Record
1953-54	4-0
TOTALS	4-0

EASTERN (DIVISION)

CONFERENCE SEMIFINALS

Year	Record
1949-50	2-0
1950-51	2-0
1951-52	2-1
1952-53	0-2
1955-56	2-1
1956-57	2-0
1957-58	1-2
1958-59	2-0
1959-60	1-2
1960-61	3-0
1961-62	2-3
1962-63	2-3
1963-64	2-3
1964-65	3-1
1966-67	3-1
1967-68	4-2
1968-69	1-4
1969-70	1-4
1970-71	3-4
1976-77	4-3
1977-78	4-0
1978-79	3-4
1979-80	4-1
1980-81	4-3
1981-82	4-2
1982-83	4-0
1984-85	4-0
1985-86	3-4
1989-90	1-4
1990-91	1-4
1998-99	0-4
1999-00	2-4
2000-01	4-3
2002-03	4-2
2011-12	3-4
TOTALS	85-77

EASTERN (DIVISION)

CONFERENCE FINALS

Year	Record
1949-50	2-1
1950-51	2-3
1951-52	1-3
1953-54	2-0
1954-55	3-1
1955-56	2-3
1956-57	0-3
1958-59	3-4
1960-61	1-4
1964-65	3-4
1965-66	1-4
1966-67	4-1
1967-68	3-4
1976-77	4-2
1977-78	2-4
1979-80	4-1
1980-81	3-4
1981-82	4-3
1982-83	4-1
1984-85	1-4
2000-01	4-3
TOTALS	53-57

NBA FINALS

Year	Record
1949-50	2-4
1953-54	3-4
1954-55	4-3
1966-67	4-2
1976-77	2-4
1979-80	2-4
1981-82	2-4
1982-83	4-0
2000-01	1-4
TOTALS	24-29

ROUND-BY-ROUND IN THE NBA PLAYOFFS

First Round	50-42
Round Robin	4-0
Eastern Conference Semifinals	85-77
Eastern Conference Finals	53-57
NBA Finals	24-29
TOTALS	208-195

NOTE: The Third-Place "play-in" game is not recognized as a playoff game.



The 1982-83 Philadelphia 76ers won the NBA Championship

PLAYOFFS



TOP SINGLE-GAME PERFORMANCES

76ERS / NATIONALS TOP-10 PLAYOFF PERFORMANCES

POINTS			
PTS	PLAYER	OPP	DATE
55	Allen Iverson	vs. NOH	4/20/03
54	Allen Iverson	vs. TOR	5/09/01
52	Allen Iverson	vs. TOR	5/16/01
50	Billy Cunningham	vs. MIL	4/01/70
48	Allen Iverson	at LAL (OT)	6/06/01
46	Wilt Chamberlain	vs. BOS	4/12/66
46	Allen Iverson	at MIL	6/01/01
45	Lee Shaffer	vs. CIN (OT)	3/26/63
45	Allen Iverson	vs. IND	4/24/01
45	Allen Iverson	at NOH	5/02/03

REBOUNDS			
REBS	PLAYER	OPP	DATE
41	Wilt Chamberlain	vs. BOS	4/05/67
39	Wilt Chamberlain	vs. BOS	4/06/65
38	Wilt Chamberlain	vs. SF	4/16/67
37	Wilt Chamberlain	at BOS	4/08/65
36	Wilt Chamberlain	vs. BOS	4/11/67
34	Wilt Chamberlain	vs. BOS (OT)	4/09/65
34	Wilt Chamberlain	vs. BOS	4/12/66
34	Wilt Chamberlain	vs. BOS	4/19/68
33	Wilt Chamberlain	at BOS (OT)	4/10/66
33	Wilt Chamberlain	vs. SF (OT)	4/14/67

ASSISTS			
AST	PLAYER	OPP	DATE
19	Wilt Chamberlain	vs. CIN	3/24/67
16	Maurice Cheeks	at NYK	4/27/89
16	Allen Iverson	vs. TOR	5/20/01
15	George King	vs. PHI	3/28/56
15	Johnny Dawkins	at CHI	5/16/90
15	Allen Iverson	vs DET	4/29/05
14	Maurice Cheeks	at BOS	5/12/82
14	Johnny Dawkins	vs. CLE	5/05/90
13	George King	at PHI	3/29/56
13	Wilt Chamberlain	vs. BOS	3/31/67
13	Wilt Chamberlain	vs. BOS	4/11/67
13	Maurice Cheeks	at SA	5/02/79
13	Lionel Hollins	vs. LAL	5/11/80
13	Maurice Cheeks	vs. MIL	5/09/86
13	Johnny Dawkins	at CHI	5/09/90
13	Eric Snow	at CHA (OT)	4/24/00
13	Aaron McKie	vs. MIL	6/03/01

OPPONENTS TOP-10 PLAYOFF PERFORMANCES

POINTS			
PTS	PLAYER	OPP	DATE
56	Wilt Chamberlain	at PHI	3/22/62
55	Rick Barry	at SF	4/18/67
53	Wilt Chamberlain	at PHI	3/14/60
50	Bob Cousy	at BOS (4OT)	3/21/53
50	Vince Carter	at TOR	5/11/01
49	Michael Jordan	vs. CHI	5/11/90
46	Wilt Chamberlain	at PHI	3/14/61
46	Kareem Abdul-Jabbar	at MIL	4/03/70
46	Michael Jordan	vs. CHI	5/10/91
46	Paul Pierce	at BOS	5/03/02

REBOUNDS			
REBS	PLAYER	OPP	DATE
39	Bill Russell	at BOS	3/23/61
35	Wilt Chamberlain	at PHI	3/22/62
34	Bill Russell	at BOS	3/19/61
33	Bill Russell	at BOS	3/26/61
32	Bill Russell	at BOS	3/18/59
32	Bill Russell	at BOS	3/28/59
32	Bill Russell	at BOS	4/01/59
32	Wilt Chamberlain	at PHI	3/14/61
32	Bill Russell	at BOS	4/04/65
31	Bill Russell	at BOS	3/21/57
31	Bill Russell	vs. BOS	4/12/66
31	Nate Thurmond	vs. SF (OT)	4/14/67
31	Bill Russell	at BOS	4/17/68

ASSISTS			
AST	PLAYER	OPP	DATE
18	Oscar Robertson	at CIN	3/29/64
18	Mark Price	at CLE	5/03/90
17	Rajon Rondo	vs. BOS	3/23/12
16	Oscar Robertson	at CIN	3/22/64
16	Oscar Robertson	vs. CIN	3/21/67
16	Paul Pressey	at MIL	4/30/85
16	Paul Pressey	at MIL	5/07/86
15	Bob Cousy	vs. BOS	3/24/55
15	Bob Cousy	at BOS	3/18/59
15	John Havlicek	at BOS	4/24/77
15	Paul Pressey	at MIL	5/11/86





NOTES



YEAR-BY-YEAR

★ ★ ★ ★ ★ ★ ★ ★ ★ ★ ★ ★ ★ ★ ★ ★



1949-50 SEASON STATISTICS

RECORD: 51-13 (.797)

HOME: 31-1

AWAY: 15-12

NEUTRAL: 5-0

1ST EASTERN DIVISION

PLAYER	G	MIN	FG-FGA	PCT	FT-FTA	PCT	REB	AST	PF-DQ	PTS	AVG
Schayes	64	—	348-903	.385	376-486	.774	—	259	225	1072	16.8
Gabor	56	—	226-671	.337	157-228	.689	—	108	198	609	10.9
Cervi	56	—	143-431	.332	287-346	.829	—	264	223	573	10.2
Ratkovicz	62	—	162-439	.369	211-348	.606	—	124	201	535	8.6
Seymour	62	—	175-524	.334	126-176	.716	—	189	157	476	7.7
Hannum	64	—	177-488	.363	128-186	.688	—	129	264	482	7.5
Macknowski	59	—	154-463	.333	131-178	.736	—	65	128	439	7.4
Peterson	62	—	167-390	.428	111-185	.600	—	33	198	445	7.2
Levane	60	—	139-418	.333	54-85	.635	—	156	106	332	5.5
Corley	60	—	117-370	.316	75-122	.615	—	109	81	309	5.2
Chollet	49	—	61-179	.341	35-56	.625	—	37	52	157	3.2
NATIONALS	64	—	1869-5276	.354	1691-2396	.706	—	1473	1833	5429	84.8
OPPONENTS	64	—	—	—	—	—	—	—	—	4907	76.7

1949-50 GAME-BY-GAME RESULTS

DATE	WL	NATS	OPP	TEAM	DATE	WL	NATS	OPP	TEAM
11/03	W	78	58	Denver	02/11	W	77	76	at Baltimore
11/04	W	84	51	vs. Denver	02/12	W	102	98	Waterloo
11/06	W	82	72	Philadelphia	02/16	W	105	74	Tri City
11/09	W	103	73	Indianapolis	02/19	W	82	78	Indianapolis
11/10	L	67	73	at St. Louis	02/21	L	78	89	at Denver
11/12	W	84	69	at Anderson	02/23	W	108	80	at Denver
11/13	W	80	66	New York	02/24	W	72	67	vs. Indianapolis
11/15	W	77	74	at New York	02/26	W	73	64	Chicago
11/17	W	79	76	Tri City	02/27	L	73	97	at Anderson
11/20	W	102	76	Denver	02/28	L	72	110	at Indianapolis
11/21	W	77	67	vs. Denver	03/01	W	93	72	at Waterloo
11/24	W	125	123	**** Anderson	03/02	L	85	95	at Sheboygan
11/27	W	80	62	Waterloo	03/05	W	84	75	Minneapolis
11/30	W	87	71	at Boston	03/09	W	85	74	St. Louis
12/04	W	67	61	Indianapolis	03/12	W	96	72	Boston
12/07	W	77	69	at Tri City	03/14	L	65	68	at Indianapolis
12/08	W	86	72	at Sheboygan	03/16	W	88	75	at Sheboygan
12/10	L	63	69	at Rochester	03/18	W	89	88 *	at Tri City
12/11	W	89	72	Sheboygan	03/19	W	72	67	Anderson
12/14	W	96	83	Fort Wayne					
12/15	L	88	100	at Anderson					
12/18	W	86	73	Chicago					
12/20	W	95	70	at Waterloo					
12/21	W	96	84	at Tri City					
12/22	W	83	74	at Sheboygan					
12/25	W	94	88	Anderson					
12/28	L	85	87	at Washington					
12/29	W	64	62	vs. Philadelphia					
01/01	W	79	73	Washington					
01/05	W	82	73	Tri City					
01/08	W	84	68	Waterloo					
01/10	L	84	86 *	at Waterloo					
01/11	L	88	98	at Minneapolis					
01/12	W	64	62	at Fort Wayne					
01/15	W	82	69	Indianapolis					
01/19	W	107	86	Denver					
01/22	L	75	77 *	Anderson					
01/26	W	76	72	Rochester					
01/29	W	85	70	Sheboygan					
01/30	W	91	75	vs. Indianapolis					
02/01	L	83	91	at Tri City					
02/02	W	73	67	at Indianapolis					
02/03	W	103	79	Waterloo					
02/05	W	96	87	Baltimore					
02/08	W	106	81	Sheboygan					

* denotes overtime
 ***** denotes five overtimes

YEAR-BY-YEAR



1950-51 SEASON STATISTICS

RECORD: 32-34 (.485)

HOME: 24-9

AWAY: 8-25

4TH EASTERN DIVISION

PLAYER	G	MIN	FG-FGA	PCT	FT-FTA	PCT	REB	AST	PF-DQ	PTS	AVG
Schayes	66	—	332-930	.357	457-608	.752	1080	251	271-9	1121	17.0
Scolari*	66	—	302-923	.327	279-331	.843	218	255	183-1	883	13.4
Ratkovicz	66	—	264-636	.415	321-439	.731	547	193	256-11	849	12.9
Smauley****	60	—	252-663	.380	227-267	.850	178	161	145-4	731	12.2
Gabor	61	—	255-745	.342	179-242	.740	150	125	213-7	689	11.3
Jorgensen**	63	—	223-600	.372	182-265	.687	338	91	237-8	628	10.0
Cervi	53	—	132-346	.382	194-237	.819	152	208	180-9	458	8.6
Hannum	63	—	182-494	.368	107-197	.543	301	119	271-16	471	7.5
Seymour	51	—	125-385	.325	117-159	.736	194	187	138-0	367	7.2
Peterson***	53	—	130-384	.339	99-150	.660	288	66	188-9	359	6.8
Macknowski	58	—	131-435	.301	122-170	.718	110	69	134-3	384	6.6
Calabrese	46	—	70-197	.355	61-88	.693	65	65	80-0	201	4.4
Lofgran****	61	—	79-270	.293	79-127	.622	157	36	132-4	237	3.9
Chollet	14	—	6-51	.118	12-19	.632	15	12	29-0	24	1.7
NATIONALS	66	—	1884-5365	.351	1912-2634	.726	3259	1493	1995-64	5680	86.1
OPPONENTS	66	—	—	—	—	—	—	—	—	5644	85.5

* Scolari played with Washington and Syracuse

**** Lofgran played with Indianapolis and Syracuse

** Jorgensen played with Tri-Cities and Syracuse

***** Smauley played with Baltimore and Syracuse

*** Peterson played with Tri-Cities and Syracuse

1950-51 GAME-BY-GAME RESULTS

DATE	WL	NATS	OPP	TEAM	DATE	WL	NATS	OPP	TEAM
11/02	W	92	77	Fort Wayne	02/04	W	78	75	Philadelphia
11/05	W	90	87	Minneapolis	02/07	L	82	102	at Baltimore
11/09	W	89	70	Tri-Cities	02/08	W	96	83	New York
11/11	L	72	74 *	at New York	02/11	W	80	72	Baltimore
11/12	W	83	57	Baltimore	02/14	L	75	77	at Fort Wayne
11/14	L	78	108	at Indianapolis	02/15	W	94	80	Boston
11/15	L	71	72 *	at Minneapolis	02/17	L	75	88	at New York
11/16	L	75	79	at Tri-Cities	02/18	W	91	80	Minneapolis
11/19	W	96	83	New York	02/20	W	81	79	at Indianapolis
11/23	L	85	92	Indianapolis	02/21	L	76	82	at Minneapolis
11/25	W	77	67	at Washington	02/25	W	98	83	New York
11/26	W	90	76	Washington	02/27	L	72	86	at Philadelphia
11/28	L	84	108	at New York	03/01	W	108	86	Fort Wayne
11/30	L	78	81	at Philadelphia	03/03	L	78	97	at New York
12/02	W	99	96 *	at Baltimore	03/04	W	85	79	Philadelphia
12/03	W	84	81	Indianapolis	03/08	L	86	107	at Rochester
12/07	L	69	76	Rochester	03/10	W	121	97	Indianapolis
12/08	W	86	85	at Boston	03/11	L	91	95	Philadelphia
12/10	L	76	86	Baltimore	03/13	L	93	98	at Indianapolis
12/14	L	69	78	Tri-Cities	03/14	L	76	100	at Minneapolis
12/16	W	79	75 *	at Rochester	03/17	L	86	100	at Philadelphia
02/17	W	95	86	New York	03/18	W	97	89	Boston
12/20	L	83	86	at Tri-Cities					
12/21	L	72	97	at Fort Wayne					
12/25	W	81	69	Fort Wayne					
12/26	L	100	102	at Boston					
12/28	L	88	91 *	at Philadelphia					
12/30	W	90	80 *	at Baltimore					
01/01	W	106	89	Boston					
01/04	L	77	80	Minneapolis					
01/06	W	87	85 *	at New York					
01/07	W	73	65	Baltimore					
01/10	W	97	96	at Tri-Cities					
01/11	L	76	84	at Fort Wayne					
01/14	W	92	63	Rochester					
01/18	L	87	96	Rochester					
01/21	L	86	96	Philadelphia					
01/24	L	82	87	at Baltimore					
01/25	W	113	87	Tri-Cities					
01/27	L	83	85	at Rochester					
01/28	W	104	83	Boston					
01/30	L	87	96	at Boston					
02/01	L	90	93	New York					
02/02	L	90	96 *	at Boston					

* denotes overtime

YEAR-BY-YEAR





1951-52 SEASON STATISTICS

RECORD: 40-26 (.606)

HOME: 26-7

AWAY: 12-18

NEUTRAL: 2-1

1ST EASTERN DIVISION

PLAYER	G	MIN	FG-FGA	PCT	FT-FTA	PCT	REB	AST	PF-DQ	PTS	AVG
Schayes	63	2004	263-740	.355	342-424	.807	773	182	213-5	868	13.8
Rocha	66	2543	300-749	.401	254-330	.770	549	128	249-4	854	12.9
King	66	1899	235-579	.406	188-264	.712	274	244	199-6	658	10.0
Seymour	66	2209	206-615	.335	186-245	.759	225	220	165-4	598	9.1
Gabor	57	1085	173-538	.322	142-183	.776	93	86	188-5	488	8.6
Jorgensen	66	1318	190-460	.413	149-187	.797	288	63	190-2	529	8.0
Cervi	55	850	99-280	.354	219-248	.883	87	148	176-7	417	7.6
Ratkovicz	66	1356	165-473	.349	163-242	.674	328	90	235-8	493	7.5
Osterkorn	66	1721	145-413	.351	199-335	.594	444	117	226-8	489	7.4
Calabrese	58	937	109-317	.344	73-103	.709	84	83	107-0	291	5.0
Savage	12	118	9-43	.209	18-28	.643	24	12	22-0	36	3.0
NATIONALS	66	—	1894-5207	.364	1933-2589	.747	3603	1373	1970-49	5721	86.7
OPPONENTS	66	—	—	—	—	—	—	—	—	5427	82.2

1951-52 GAME-BY-GAME RESULTS

DATE	WL	NATS	OPP	TEAM	DATE	WL	NATS	OPP	TEAM
11/01	W	90	75	Fort Wayne	01/27	W	91	86	Boston
11/02	W	98	67	Minneapolis	01/31	W	88	79	Milwaukee
11/10	L	82	91	at Baltimore	02/03	W	95	73	Baltimore
11/11	W	93	79	Indianapolis	02/06	L	88	99	at Boston
11/15	W	97	95	Boston	02/08	W	96	87	at Philadelphia
11/16	W	97	90	at Philadelphia	02/09	L	76	84	at Baltimore
11/17	W	79	72	at New York	02/10	W	91	84	Philadelphia
11/18	W	71	68	Baltimore	02/12	L	69	78	at New York
11/22	W	96	72	at Fort Wayne	02/14	L	76	78	Rochester
11/23	L	68	82	at Indianapolis	02/16	L	84	92	at Rochester
11/25	W	100	73	New York	02/17	W	66	61	New York
11/29	W	82	78	Fort Wayne	02/21	W	88	80	Minneapolis
11/30	L	75	82	at Philadelphia	02/23	L	80	81	at Baltimore
12/02	L	79	81	Rochester	02/24	L	75	77	Boston
12/04	L	77	83	at Indianapolis	02/27	L	81	88	at Boston
12/05	W	83	81 *	at Minneapolis	02/28	W	88	83	Fort Wayne
12/06	L	70	73	vs. Milwaukee	03/01	L	83	98	at Rochester
12/08	W	95	75	at Rochester	03/02	W	76	72	Rochester
12/09	W	93	74	Philadelphia	03/06	W	83	81 **	at Fort Wayne
12/11	W	80	62	vs. Fort Wayne	03/07	L	76	81	at Indianapolis
12/13	W	89	82	Milwaukee	03/08	L	83	92	at Philadelphia
12/16	L	92	96	Indianapolis	03/09	W	99	82	Philadelphia
12/19	L	97	103	at Boston	03/12	W	89	71	at Boston
12/22	L	73	92	at New York	03/13	W	89	70	Boston
12/23	L	72	75	New York	03/15	L	90	97	at New York
12/25	W	70	65	vs. Milwaukee	03/16	L	84	90	New York
12/27	L	68	69	Milwaukee					
12/30	W	108	91	Baltimore					
01/01	L	80	82	at Minneapolis					
01/03	W	107	81	Boston					
01/06	W	98	93	Philadelphia					
01/10	W	110	96	New York					
01/12	W	92	88	at Baltimore					
01/13	W	103	85	Indianapolis					
01/17	W	110	105 ***	Minneapolis					
01/20	W	99	80	Baltimore					
01/22	W	93	82	at Milwaukee					
01/23	W	99	97 *	at Minneapolis					
01/25	L	94	95 *	at Philadelphia					
01/26	W	78	73	at Baltimore					

* denotes overtime
 ** denotes double-overtime
 *** denotes triple-overtime

YEAR-BY-YEAR



1952-53 SEASON STATISTICS

RECORD: 47-24 (.662)

HOME: 32-2

AWAY: 10-19

NEUTRAL: 5-3

2ND EASTERN DIVISION

PLAYER	G	MIN	FG-FGA	PCT	FT-FTA	PCT	REB	AST	PF-DQ	PTS	AVG
Schayes	71	2668	375-1022	.367	512-619	.827	920	227	271-9	1262	17.8
Seymour	67	2684	306-798	.383	340-416	.817	246	294	210-3	952	14.2
King	71	2519	255-635	.402	284-442	.643	281	364	244-2	794	11.2
Rocha	69	2454	268-690	.388	234-310	.755	510	137	257-5	770	11.2
Gabor	69	1337	215-614	.350	217-284	.764	104	134	262-11	647	9.4
Lloyd	64	1806	156-453	.344	160-231	.693	444	64	241-6	472	7.4
Jorgensen	70	1355	145-436	.333	146-199	.734	236	76	247-7	436	6.2
Osterkorn	49	1016	85-262	.324	106-168	.631	217	61	129-2	276	5.6
Cervi, Al	38	301	31-71	.437	81-100	.810	22	28	90-2	143	3.8
Lochmueller, Bob	62	802	79-245	.322	74-122	.607	162	47	143-1	232	3.7
Brasco, James	10	111	11-48	.229	11-14	.786	15	12	18-1	33	3.3
NATIONALS	71	—	1942-5329	.364	2197-2950	.745	3472	1459	2132-49	6081	85.6
OPPONENTS	71	—	—	—	—	—	—	—	—	5775	81.3

1952-53 GAME-BY-GAME RESULTS

DATE	WL	NATS	OPP	TEAM	DATE	WL	NATS	OPP	TEAM
11/01	L	84	86 *	at Philadelphia	01/25	L	62	97	New York
11/02	W	117	91	Philadelphia	01/27	L	72	76	at Indianapolis
11/08	L	83	106	at Boston	01/29	W	83	65	at Minneapolis
11/09	W	96	89	Minneapolis	01/30	L	68	84	at Milwaukee
11/13	W	96	81	Boston	02/01	W	94	79	Baltimore
11/15	L	91	97 *	at Baltimore	02/02	W	98	77	vs. Baltimore
11/16	W	84	78	Indianapolis	02/04	L	92	105	at Boston
11/20	W	92	73	Milwaukee	02/05	W	83	79 *	Rochester
11/22	L	68	98	at New York	02/08	W	98	89	Philadelphia
11/23	W	76	73	New York	02/11	L	78	96	at Fort Wayne
11/27	W	86	79	Rochester	02/12	L	81	91	at Minneapolis
11/29	W	87	74	at Baltimore	02/13	W	89	86 **	at Indianapolis
11/30	W	78	66	Boston	02/15	L	81	85	New York
12/04	W	78	70	at Fort Wayne	02/17	W	84	65	vs. Boston
12/06	W	82	74	at Philadelphia	02/19	W	82	72	Milwaukee
12/07	W	71	67	Milwaukee	02/21	L	73	84	at Rochester
12/08	L	89	101	at Milwaukee	02/22	W	86	73	Philadelphia
12/09	W	87	70	at Indianapolis	02/24	W	74	63	vs. Philadelphia
12/09	L	79	82	at Minneapolis	02/26	W	89	77	Fort Wayne
12/11	W	102	83	Philadelphia	02/28	L	74	77	at Baltimore
12/14	L	93	98 *	at New York	03/01	W	79	64	New York
12/16	L	83	88	vs. Boston	03/03	L	70	75	at Milwaukee
12/18	L	77	91	at Boston	03/04	W	75	73 **	at Fort Wayne
12/20	W	90	86	Boston	03/05	W	94	91	Minneapolis
12/21	W	102	92	Baltimore	03/06	L	66	75	vs. New York
12/25	W	81	76 *	at Baltimore	03/07	L	87	88	vs. Philadelphia
12/27	W	84	73	Indianapolis	03/08	W	98	91	Baltimore
12/29	L	93	106	at Rochester	03/12	W	84	70	Boston
12/31	L	87	97	at Boston	03/14	W	95	81	at New York
01/01	W	92	78	Fort Wayne	03/15	W	84	68	Indianapolis
01/03	L	77	85 *	at New York	03/17	W	72	68	Boston
01/04	W	93	68	Baltimore					
01/07	W	114	93	vs. New York					
01/08	W	75	67	Minneapolis					
01/10	W	87	77	vs. Philadelphia					
01/11	W	76	72	Philadelphia					
01/15	W	109	85	Rochester					
01/18	W	103	84	Baltimore					
01/22	W	87	75	Fort Wayne					
01/24	W	107	82	at Rochester					

* denotes overtime

** denotes double-overtime





1953-54 SEASON STATISTICS

RECORD: 42-30 (.583)

HOME: 26-6

AWAY: 11-18

NEUTRAL: 5-6

3RD EASTERN DIVISION

PLAYER	G	MIN	FG-FGA	PCT	FT-FTA	PCT	REB	AST	PF-DQ	PTS	AVG
Schayes	72	2655	370-973	.380	488-590	.827	870	214	232-4	1228	17.1
Seymour	71	2727	316-838	.377	299-368	.813	291	364	187-2	931	13.1
King	72	2370	280-744	.376	257-410	.627	268	272	179-2	817	11.3
Lloyd	72	2206	249-666	.374	156-209	.746	529	115	303-12	654	9.1
Gabor	61	1211	204-551	.370	139-194	.716	96	162	183-4	547	9.0
Osterkorn	70	2164	203-586	.346	209-361	.579	487	151	209-1	615	8.8
Kenville	72	1405	149-388	.384	136-182	.747	247	122	138-0	434	6.0
Lavoy*	68	1277	135-356	.379	94-129	.729	317	78	215-2	364	5.4
Neal	67	899	117-369	.317	78-132	.591	257	24	139-0	312	4.7
Govedarica	23	258	25-79	.316	25-37	.676	18	24	44-1	75	3.3
Masino**	27	181	26-62	.419	30-49	.612	28	22	44-0	82	3.0
Knostman	5	47	3-10	.300	7-11	.636	17	6	9-0	13	2.6
Earle	2	12	1-2	.500	2-4	.500	2	0	0-0	4	2.0
Novak	5	24	0-7	.000	1-2	.500	2	2	9-0	1	0.2
NATIONALS	72	—	2054-5579	.368	1905-2650	.719	3652	1541	1852-28	6013	83.5
OPPONENTS	72	—	—	—	—	—	—	—	5660	78.6	

* Lavoy played with Milwaukee and Syracuse

** Masino played with Rochester and Syracuse

1953-54 GAME-BY-GAME RESULTS

DATE	WL	NATS	OPP	TEAM	DATE	WL	NATS	OPP	TEAM
10/31	L	73	79	at Philadelphia	01/23	L	91	98	at Baltimore
11/01	W	85	61	Philadelphia	01/24	L	78	80	Philadelphia
11/05	L	65	77	Minneapolis	01/26	W	79	75	vs. Philadelphia
11/07	W	88	77	vs. Baltimore	01/28	W	70	66	New York
11/08	W	85	66	Rochester	01/30	L	65	66	at New York
11/10	W	74	59	at Milwaukee	01/31	W	114	70	New York
11/12	L	74	78	at Fort Wayne	02/03	L	70	82	vs. Philadelphia
11/14	L	66	77	at Boston	02/04	W	90	82	vs. New York
11/15	W	69	61	Milwaukee	02/06	W	93	87 *	Fort Wayne
11/19	W	79	76	Fort Wayne	02/07	W	88	73	Milwaukee
11/21	L	67	68	at New York	02/10	L	79	94	at Boston
11/22	L	80	84 *	New York	02/11	L	74	76 **	at Philadelphia
11/24	W	89	80	at Rochester	02/13	L	78	81	at Rochester
11/25	L	58	66	vs. Baltimore	02/14	W	111	91	Baltimore
11/26	W	93	86	Boston	02/16	L	77	95	vs. Philadelphia
11/28	L	80	91	vs. Boston	02/18	W	91	77	Fort Wayne
11/29	W	101	82	Baltimore	02/20	L	68	83	at Minneapolis
12/01	W	76	69 *	at Milwaukee	02/21	W	100	73	Minneapolis
12/03	L	74	87	vs. Minneapolis	02/23	L	68	70	vs. Milwaukee
12/05	L	80	90	at Minneapolis	02/25	L	96	101	Boston
12/06	L	77	78	at Fort Wayne	02/26	W	68	62	at Milwaukee
12/09	L	77	92	at Baltimore	02/28	L	85	91	Rochester
12/10	W	96	76	Milwaukee	03/02	L	87	91	at Minneapolis
12/12	L	85	90	at Rochester	03/04	W	86	63	at Fort Wayne
12/13	W	108	74	Boston	03/06	W	88	77	Philadelphia
12/19	W	90	83	at Boston	03/07	W	103	77	Baltimore
12/20	W	81	76	Minneapolis	03/10	W	85	77	at Baltimore
12/23	W	76	72	at Baltimore	03/11	W	97	95 *	Boston
12/25	L	80	89	at New York	03/13	L	60	67	at New York
12/27	W	96	75	Milwaukee	03/14	W	113	83	New York
12/30	W	96	89	vs. Boston					
12/31	W	86	81	Rochester					
01/01	L	92	95	at Boston					
01/02	W	74	66	at Philadelphia					
01/03	L	77	90	Philadelphia					
01/05	W	72	60	at Fort Wayne					
01/07	W	70	67	Fort Wayne					
01/10	W	77	73	Baltimore					
01/13	W	93	72	vs. New York					
01/14	W	96	71	Minneapolis					
01/16	W	95	93 ***	at Rochester					
01/17	W	84	81	Rochester					

* denotes overtime

** denotes double-overtime

*** denotes triple-overtime

YEAR-BY-YEAR



1954-55 SEASON STATISTICS

RECORD: 43-29 (.597)

HOME: 25-7

AWAY: 10-16

NEUTRAL: 8-6

1ST EASTERN DIVISION

PLAYER	G	MIN	FG-FGA	PCT	FT-FTA	PCT	REB	AST	PF-DQ	PTS	AVG
Schayes	72	2526	422-1103	.383	489-587	.833	887	213	247-6	1333	18.5
Seymour	72	2950	375-1036	.362	300-370	.811	300	483	167-0	1050	14.6
Rocha	72	2473	295-801	.368	222-284	.782	489	178	242-5	812	11.3
Kerr	72	1529	301-718	.419	152-223	.682	474	80	165-2	754	10.5
Lloyd	72	2212	286-784	.365	159-212	.750	553	151	283-4	731	10.2
Simmons*	36	862	137-384	.357	72-114	.632	220	61	109-2	346	9.6
King	67	2015	228-605	.377	140-229	.611	227	331	148-0	596	8.9
Kenville	70	1380	172-482	.357	154-201	.766	247	150	132-1	498	7.1
Farley	69	1113	136-353	.385	136-201	.677	167	111	145-1	408	5.9
Gabor	3	47	7-22	.318	3-5	.600	5	11	6-0	17	5.7
Tucker, Jim	20	287	39-116	.336	27-38	.711	97	12	50-0	105	5.3
Osterkorn, Wally	19	286	20-97	.206	16-32	.500	70	17	32-0	56	2.9
NATIONALS	72	—	2360-6343	.372	1837-2450	.750	3933	1778	1658-20	6557	91.1
OPPONENTS	72	—	—	—	—	—	—	—	—	6457	89.7

* Simmons played with Baltimore and Syracuse

1954-55 GAME-BY-GAME RESULTS

DATE	WL	NATS	OPP	TEAM	DATE	WL	NATS	OPP	TEAM
10/31	L	94	97	Minneapolis	01/26	W	107	99	vs. Philadelphia
11/06	L	84	107	at Boston	01/27	W	94	79	Fort Wayne
11/07	W	97	80	Milwaukee	01/28	L	90	101	at Boston
11/11	W	88	86	at Fort Wayne	01/30	L	83	93	Philadelphia
11/13	L	72	85	at Milwaukee	02/03	L	85	104	at Fort Wayne
11/14	L	92	99	at Minneapolis	02/04	L	88	114	at Boston
11/16	W	86	85	vs. Philadelphia	02/06	W	94	88	at Rochester
11/18	W	91	82	Fort Wayne	02/07	W	77	75	New York
11/20	W	80	79	at Rochester	02/08	W	115	88	vs. Boston
11/21	W	110	104	Boston	01/29	L	94	104	at Boston
11/25	W	91	85	Milwaukee	02/10	W	85	81	Minneapolis
11/27	W	80	74	at New York	02/12	W	92	66	Milwaukee
11/28	W	79	77	New York	02/13	W	88	87	Rochester
12/01	L	86	88	vs. New York	02/14	W	82	81	vs. Milwaukee
12/02	W	82	78	Rochester	02/17	W	107	93	Boston
12/04	L	73	79	at Philadelphia	02/18	L	86	110	at Philadelphia
12/05	W	89	72	Philadelphia	02/19	W	80	78	at New York
12/07	W	88	81	vs. Philadelphia	02/20	W	104	84	New York
12/08	L	78	105	at Rochester	02/22	L	95	97	vs. Boston
12/09	W	120	107	Boston	02/24	W	97	83	Rochester
12/11	L	90	94	at Boston	02/27	W	105	77	Philadelphia
12/12	L	87	96	Philadelphia	03/01	W	105	102	at New York
12/14	W	91	82	at New York	03/02	W	103	90	vs. Fort Wayne
12/15	L	81	88	vs. New York	03/03	W	83	81	at Fort Wayne
12/18	L	83	86	at Minneapolis	03/04	W	99	96	at Milwaukee
12/19	W	108	93	Minneapolis	03/06	W	107	101	Philadelphia
12/25	L	101	109	at New York	03/09	L	97	100	at Rochester
12/26	W	97	92	* New York	03/10	L	93	96	vs. Minneapolis
12/28	W	84	82	vs. Rochester	03/12	W	112	92	Fort Wayne
12/29	L	70	72	at Philadelphia	03/13	L	76	77	Milwaukee
01/01	W	108	102	Boston					
01/02	L	79	91	Milwaukee					
01/06	L	106	117	Minneapolis					
01/08	W	100	97	at Minneapolis					
01/09	L	72	77	at Milwaukee					
01/11	L	82	93	Minneapolis					
01/13	W	100	83	Fort Wayne					
01/16	W	90	85	Rochester					
01/19	W	98	97	* vs. Philadelphia					
01/20	W	92	87	Boston					
01/23	L	89	98	New York					
01/25	L	66	69	vs. Fort Wayne					

* denotes overtime

YEAR-BY-YEAR





1955-56 SEASON STATISTICS

RECORD: 35-37 (.486)

HOME: 23-8

AWAY: 9-19

NEUTRAL: 3-10

3RD EASTERN DIVISION

PLAYER	G	MIN	FG-FGA	PCT	FT-FTA	PCT	REB	AST	PF-DQ	PTS	AVG
Schayes	72	2517	465-1202	.387	542-632	.858	891	200	251-9	1472	20.4
Kerr	72	2114	377-935	.403	207-316	.655	607	84	168-3	961	13.3
Seymour	57	1826	227-670	.339	188-233	.807	152	276	130-1	642	11.3
King	72	2343	284-763	.372	176-275	.640	250	410	150-2	744	10.3
Rocha	72	1883	250-692	.361	220-281	.783	416	131	244-6	720	10.0
Lloyd	72	1837	213-636	.335	186-241	.772	492	116	267-6	612	8.5
Conlin	66	1423	211-574	.368	121-178	.680	326	145	121-1	543	8.2
Kenville	72	1278	170-448	.379	195-257	.759	215	159	132-0	535	7.4
Farley	72	1429	168-451	.373	143-207	.691	165	151	154-2	479	6.7
Tucker	70	895	101-290	.348	66-83	.795	232	38	166-2	268	3.8
NATIONALS	72	—	2466-6661	.370	2044-2703	.756	4060	1710	1783-32	6976	96.9
OPPONENTS	72	—	—	—	—	—	—	—	—	6975	96.9

1955-56 GAME-BY-GAME RESULTS

DATE	WL	NATS	OPP	TEAM	DATE	WL	NATS	OPP	TEAM
11/05	W	114	113 *	Fort Wayne	01/22	L	105	109	St. Louis
11/06	L	80	83	at Rochester	01/25	L	100	112	at Philadelphia
11/12	W	91	81	at St. Louis	01/26	W	100	89	Philadelphia
11/13	L	79	93	at Fort Wayne	01/28	L	85	93	at St. Louis
11/17	W	105	91	Minneapolis	01/29	L	95	99 *	New York
11/19	L	94	102	at Philadelphia	02/01	L	77	83	at Rochester
11/20	W	84	80	St. Louis	02/02	W	97	89	Rochester
11/23	L	101	104	vs. Philadelphia	02/04	W	103	94	at New York
11/24	W	111	103	Boston	02/05	W	90	85	Fort Wayne
11/26	L	99	100	at New York	02/06	L	98	99	at Fort Wayne
11/27	W	85	74	New York	02/07	L	95	128	vs. Philadelphia
11/29	L	97	105	vs. Boston	02/09	L	97	98	Boston
12/03	W	114	103	Minneapolis	02/10	W	94	88	vs. New York
12/04	W	102	96	at Minneapolis	02/12	W	101	74	Rochester
12/06	L	88	90	vs. Fort Wayne	02/17	W	91	86	vs. New York
12/08	L	94	105	at Fort Wayne	02/18	W	85	84	Fort Wayne
12/09	L	92	101	at Philadelphia	02/19	W	118	98	New York
12/11	W	101	89	Boston	02/21	W	108	107 **	at New York
12/15	L	133	135 ***	Minneapolis	02/23	W	94	92	Fort Wayne
12/17	W	110	104	at Boston	02/24	L	103	116	vs. St. Louis
12/18	W	99	79	Philadelphia	02/26	L	85	87	Philadelphia
12/20	W	98	91	at New York	02/27	W	98	95 *	at Fort Wayne
12/25	W	111	96	Rochester	02/27	L	94	98	vs. Minneapolis
12/26	L	91	93	at Rochester	03/01	W	111	100	Boston
12/27	L	80	91	vs. Rochester	03/03	L	96	102	at Philadelphia
12/29	L	83	112	at Philadelphia	03/04	L	111	118 **	New York
12/30	L	103	110	vs. Boston	03/07	L	98	111	at Boston
12/31	W	101	92	New York	03/08	W	92	88	St. Louis
01/01	W	85	80	at Minneapolis	03/10	L	84	104	at New York
01/02	W	84	82	at St. Louis	03/11	W	99	88	Philadelphia
01/04	L	87	88	Philadelphia	03/12	W	97	92	vs. St. Louis
01/07	L	99	105 *	Boston	03/14	L	103	122	at Boston
01/08	L	91	99	at Minneapolis					
01/10	L	79	90	vs. Minneapolis					
01/12	W	93	78	St. Louis					
01/13	L	104	119	at Boston					
01/14	L	93	102	at Rochester					
01/15	W	99	88	Rochester					
01/19	W	122	100	Minneapolis					
01/21	L	96	100	vs. Boston					

* denotes overtime

** denotes double-overtime

*** denotes triple-overtime

YEAR-BY-YEAR



1956-57 SEASON STATISTICS

RECORD: 38-34 (.528)

HOME: 22-9

AWAY: 12-19

NEUTRAL: 4-6

2ND EASTERN DIVISION

PLAYER	G	MIN	FG-FGA	PCT	FT-FTA	PCT	REB	AST	PF-DQ	PTS	AVG
Schayes	72	2851	496-1308	.379	625-691	.904	1008	229	219-5	1617	22.5
Conlin	71	2250	335-896	.374	283-368	.769	430	205	170-0	953	13.4
Kerr	72	2191	333-827	.403	225-313	.719	807	90	190-3	891	12.4
Lloyd	72	1965	256-687	.373	134-179	.749	435	114	282-10	646	9.0
Palazzi*	63	1013	210-571	.368	136-175	.777	262	49	117-1	556	8.8
Harrison	66	1810	243-629	.386	93-130	.715	156	161	220-5	579	8.8
Bianchi	68	1577	199-567	.351	165-239	.690	227	106	198-5	563	8.3
Holup, Joe	71	1284	160-487	.329	204-253	.806	279	84	177-5	524	7.4
Hennessy, Larry	21	373	56-175	.320	23-32	.719	45	27	28-0	135	6.4
Seymour, Paul	65	1235	143-442	.324	101-123	.821	130	193	91-0	387	6.0
Hopkins, Bob	62	764	130-343	.379	94-126	.746	233	22	106-0	354	5.7
Schafer, Bob	11	167	19-66	.288	11-13	.846	11	15	16-0	49	4.5
Tucker, Jim	9	110	17-44	.386	0-1	.000	20	2	26-0	34	3.8
Savage, Don	5	55	6-19	.316	6-7	.857	7	2	7-0	18	3.6
Ray, Jim	4	43	2-11	.182	3-5	.600	5	3	4-0	7	1.8
Able, Forest	1	1	0-2	.000	0-0	.000	1	1	1-0	0	0.0
NATIONALS	72	—	2550-6915	.369	2075-2613	.794	4350	1282	1809-34	7175	99.7
OPPONENTS	72	—	—	—	—	—	—	—	—	7277	101.1

* Palazzi played with Boston and Syracuse

1956-57 GAME-BY-GAME RESULTS

DATE	WL	NATS	OPP	TEAM	DATE	WL	NATS	OPP	TEAM
10/27	W	109	103 **	vs. Philadelphia	01/23	L	108	140	at Boston
10/28	W	91	75	Rochester	01/24	W	115	97	New York
11/03	W	75	73	at St. Louis	01/26	W	99	95	at Rochester
11/04	L	76	78	St. Louis	01/27	W	94	93	Minneapolis
11/10	L	76	90	at Rochester	01/28	W	112	96	vs. Minneapolis
11/11	L	83	94	Boston	01/30	W	119	116	at Boston
11/15	L	96	103	Minneapolis	01/31	W	105	104	Boston
11/17	L	96	109	at Philadelphia	02/02	L	100	107	at Philadelphia
11/18	W	99	97	Philadelphia	02/03	W	104	95	Ft. Wayne
11/20	L	81	104	at St. Louis	02/05	L	101	105	vs. Boston
11/22	L	78	111	at Minneapolis	02/06	L	100	119	vs. New York
11/24	L	99	114	at Boston	02/07	W	112	110	St. Louis
11/27	L	82	90	vs. Rochester	02/09	W	101	89	at New York
11/29	L	87	92	Ft. Wayne	02/10	W	102	100	New York
12/01	L	100	117	at New York	02/11	L	101	107	at St. Louis
12/02	W	110	100	New York	02/14	L	95	104	Rochester
12/04	W	97	96 *	at Fort Wayne	02/17	W	116	106	Boston
12/06	L	92	104	at Ft. Wayne	02/21	W	92	86	Philadelphia
12/07	L	97	105	vs. Ft. Wayne	02/23	W	103	101	at Minneapolis
12/09	W	116	110	Boston	02/24	W	109	93	Rochester
12/15	L	108	117	Philadelphia	02/25	L	102	108	at Ft. Wayne
12/16	W	101	91	St. Louis	02/26	W	120	108	at Minneapolis
12/23	W	107	97	Minneapolis	02/27	W	108	93	vs. St. Louis
12/25	L	93	98	at Rochester	02/28	W	123	112	Ft. Wayne
12/27	L	95	102	at St. Louis	03/02	L	85	98	at Philadelphia
12/29	W	104	103 *	at Philadelphia	03/03	W	112	86	Philadelphia
12/30	L	92	105	at Boston	03/05	W	99	92	at New York
01/01	W	106	102	New York	03/06	L	93	100	New York
01/03	L	111	126	at New York	03/07	L	94	99	vs. New York
01/04	W	116	106	vs. Boston	03/09	W	104	102	Boston
01/06	W	128	123	Philadelphia	03/10	W	94	92	at Boston
01/09	L	86	93	at Minneapolis	03/13	L	81	114	at Ft. Wayne
01/10	L	110	118	Minneapolis					
01/12	W	97	88	at Rochester					
01/13	W	91	85	Rochester					
01/17	W	108	103	at Philadelphia					
01/18	L	94	96	vs. Philadelphia					
01/19	L	96	104	St. Louis					
01/20	W	101	98	Ft. Wayne					
01/22	L	88	90	at New York					

* denotes overtime

** denotes double-overtime

YEAR-BY-YEAR





1957-58 SEASON STATISTICS

RECORD: 41-31 (.569)

HOME: 26-5

AWAY: 9-21

NEUTRAL: 6-5

2ND EASTERN DIVISION

PLAYER	G	MIN	FG-FGA	PCT	FT-FTA	PCT	REB	AST	PF-DQ	PTS	AVG
Schayes	72	2918	581-1458	.398	629-696	.904	1022	224	244-6	1791	24.9
Kerr	72	2384	407-1020	.399	280-422	.664	963	88	197-4	1094	15.2
Conlin	60	1871	343-877	.391	215-270	.796	436	133	168-2	901	15.0
Costello	72	2746	378-888	.426	320-378	.847	378	317	246-3	1076	14.9
Palazzi	67	1001	228-579	.394	123-171	.719	243	42	125-0	579	8.6
Bianchi	69	1421	215-625	.344	140-205	.683	221	114	188-4	570	8.3
Hopkins	69	1224	221-554	.399	123-161	.764	392	45	162-5	565	8.2
Harrison	72	1799	210-604	.348	97-122	.795	166	169	200-1	517	7.2
Lloyd	61	1045	119-359	.331	79-106	.745	287	60	179-3	317	5.2
Holup*	53	740	91-278	.327	71-94	.755	221	36	99-2	253	4.8
Seymour	64	763	107-315	.340	53-63	.841	107	93	88-0	267	4.2
NATIONALS	72	—	2823-7336	.385	2075-2617	.793	4895	1298	1820-28	7721	107.2
OPPONENTS	72	—	—	—	—	—	—	—	—	7564	
105.1											

* Holup played with Syracuse (16 games) and Detroit (37 games)

1957-58 GAME-BY-GAME RESULTS

DATE	WL	NATS	OPP	TEAM	DATE	WL	NATS	OPP	TEAM
10/25	W	103	85	Philadelphia	01/16	W	112	96	St. Louis
10/26	L	100	110	at Cincinnati	01/17	L	99	120	at Boston
11/01	W	113	100	Minneapolis	01/18	L	120	123	at New York
11/02	L	83	107	at Boston	01/19	W	112	108	New York
11/03	L	95	113	vs. Boston	01/22	L	109	115	Cincinnati
11/05	L	101	115	at St. Louis	01/23	W	101	88	at Philadelphia
11/08	L	99	104	New York	01/25	W	112	100	Boston
11/14	W	97	94	at Philadelphia	01/26	L	95	118	at Boston
11/15	W	91	86	St. Louis	01/28	W	110	102	at New York
11/16	L	101	118	at St. Louis	01/30	L	83	87	vs. Detroit
11/17	W	110	98	at Minneapolis	02/01	W	97	91	at Minneapolis
11/22	L	98	102	Cincinnati	02/02	W	102	100	at St. Louis
11/23	W	119	115	at New York	02/04	L	113	118	at Detroit
11/27	W	92	87	Philadelphia	02/07	W	105	102	vs. New York
11/28	L	98	102	at Philadelphia	02/08	L	102	103	St. Louis
11/30	L	112	118	at Boston	02/09	W	123	98	Boston
12/01	W	118	109	Boston	02/11	W	84	76	vs. Boston
12/03	W	119	96	vs. Philadelphia	02/12	L	101	119	at Boston
12/06	W	118	91	Detroit	02/13	W	108	98	Philadelphia
12/07	L	113	121	at Minneapolis	02/16	W	113	105	Cincinnati
12/10	W	114	104	vs. Minneapolis	02/18	L	98	120	at Detroit
12/11	L	95	110	at Minneapolis	02/19	W	116	110	New York
12/14	W	104	100	vs. Cincinnati	02/20	L	97	110	vs. Philadelphia
12/15	W	109	83	Cincinnati	02/22	L	112	115	at New York
12/17	L	117	123	at New York	02/23	W	101	92	St. Louis
12/20	W	122	113	at Cincinnati	02/26	W	119	90	Minneapolis
12/21	L	136	146	vs. St. Louis	02/27	L	91	97	at Philadelphia
12/22	W	119	93	Detroit	03/02	L	100	107	Boston
12/25	W	134	130	* New York	03/05	W	102	91	New York
12/26	W	104	100	vs. Cincinnati	03/07	L	100	102	at St. Louis
12/28	L	111	117	at Detroit	03/09	W	111	90	Detroit
12/29	W	105	97	Philadelphia	03/12	W	110	99	Philadelphia
01/01	W	120	109	Minneapolis					
01/02	L	98	131	vs. New York					
01/04	W	115	106	Boston					
01/05	W	111	96	at Philadelphia					
01/08	L	107	109	at Detroit					
01/09	W	127	122	Minneapolis					
01/11	L	100	105	at Cincinnati					
01/12	W	135	109	Detroit					

* denotes overtime

YEAR-BY-YEAR



1958-59 SEASON STATISTICS

RECORD: 35-37 (.486)

HOME: 19-12

AWAY: 12-17

NEUTRAL: 4-8

3RD EASTERN DIVISION

PLAYER	G	MIN	FG-FGA	PCT	FT-FTA	PCT	REB	AST	PF-DQ	PTS	AVG
Schayes	72	2645	504-1304	.387	526-609	.864	962	178	280-9	1534	21.3
Yardley*	61	1839	446-1042	.428	317-407	.779	431	65	159-2	1209	19.8
Kerr	72	2671	502-1139	.441	281-367	.766	1008	142	183-1	1285	17.8
Costello	70	2750	414-948	.437	280-349	.802	365	379	263-7	1108	15.8
Conlin**	72	1955	329-891	.369	197-274	.719	394	132	188-6	855	11.9
Greer	68	1625	308-679	.454	137-176	.778	196	101	189-1	753	11.1
Bianchi	72	1779	285-756	.377	149-206	.723	199	159	260-8	719	10.0
Hopkins	67	1518	246-611	.403	176-234	.752	436	67	181-5	668	10.0
Palazzi	71	1053	240-612	.392	115-158	.728	266	67	174-5	595	8.4
Dempsey***	57	694	92-215	.428	81-106	.764	160	68	95-0	265	4.6
Dierking, Connie	64	726	105-260	.404	83-140	.593	233	34	148-2	293	4.6
Seymour	21	266	32-98	.327	26-29	.897	39	36	25-0	90	4.3
Kearns	1	7	1-1	1.000	0-0	.000	0	0	1-0	2	2.0
NATIONALS	72	—	3050-7490	.407	2046-2642	.774	4900	1340	1961-44	8146	113.1
OPPONENTS	72	—	—	—	—	—	—	—	—	7855	109.1

* Yardley played with Detroit (46 games) and Syracuse (15 games)

** Conlin played with Detroit (15 games) and Syracuse (57 games)

*** Dempsey played with Philadelphia (23 games) and Syracuse (34 games)

1958-59 GAME-BY-GAME RESULTS

DATE	WL	NATS	OPP	TEAM	DATE	WL	NATS	OPP	TEAM
10/19	W	103	94	Detroit	01/16	L	89	102	at St. Louis
10/25	L	109	110	Philadelphia	01/18	L	118	120	New York
11/01	W	130	108	Cincinnati	01/21	W	134	112	Boston
11/05	L	115	117	Boston	01/24	W	123	102	Cincinnati
11/08	W	103	98	at Philadelphia	01/25	L	104	109	at Cincinnati
11/09	W	101	97	Minneapolis	01/27	W	121	107	at Detroit
11/12	W	116	115	at Cincinnati	01/28	L	109	112	at Minneapolis
11/14	W	111	109	at Detroit	01/29	W	117	91	vs. Minneapolis
11/15	L	92	96	New York	01/31	L	117	119	vs. New York
11/18	W	120	94	at St. Louis	02/01	L	137	139 *	at Boston
11/20	L	102	121	at Minneapolis	02/03	L	114	115	at New York
11/22	L	99	114	at New York	02/04	L	11	113	St. Louis
11/23	L	107	110	at Philadelphia	02/05	L	98	111	vs. New York
11/26	L	107	112	St. Louis	02/06	W	122	103	vs. Detroit
11/27	L	98	107	at St. Louis	02/08	W	113	104	New York
11/28	L	93	101	at Detroit	02/09	L	94	99	vs. St. Louis
11/29	L	105	108	Minneapolis	02/11	L	114	118 *	Detroit
12/04	L	114	116	vs. Boston	02/14	L	121	124	at Boston
12/06	W	101	92	at Boston	02/15	W	121	101	Philadelphia
12/07	W	108	104	Boston	02/19	W	113	105	Boston
12/09	W	106	90	vs. Philadelphia	02/21	L	112	113	at Philadelphia
12/10	W	97	94	at Cincinnati	02/22	W	139	108	Detroit
12/11	W	101	99 *	at Minneapolis	02/24	L	109	113	vs. Cincinnati
12/13	W	115	110	Philadelphia	02/26	W	130	111	St. Louis
12/14	W	101	95	at Detroit	02/27	L	113	128	at St. Louis
12/16	L	104	108	vs. Boston	03/01	W	140	115	New York
12/20	L	120	121 *	Cincinnati	03/03	W	127	120	at New York
12/21	L	94	108	at New York	03/04	L	114	120	at Boston
12/27	L	102	106	New York	03/05	W	142	118	Boston
12/29	L	105	107	at Boston	03/06	L	114	118	vs. Philadelphia
12/30	L	113	118	vs. Minneapolis	03/08	W	133	103	Philadelphia
01/01	L	105	106	Minneapolis	03/11	L	130	132 *	St. Louis
01/02	W	117	107	at Philadelphia					
01/04	W	118	94	Detroit					
01/06	L	108	118	at New York					
01/07	W	111	99	Philadelphia					
01/08	W	145	138 ***	at Cincinnati					
01/11	W	127	110	Cincinnati					
01/14	W	119	104	vs. Philadelphia					
01/15	W	111	105	Minneapolis					

* denotes overtime

*** denotes double-overtime





1959-60 SEASON STATISTICS

RECORD: 45-30 (.600)

HOME: 26-4

AWAY: 11-19

NEUTRAL: 8-7

3RD EASTERN DIVISION

PLAYER	G	MIN	FG-FGA	PCT	FT-FTA	PCT	REB	AST	PF-DQ	PTS	AVG
Schayes	75	2741	578-1440	.401	533-597	.893	959	256	263-10	1689	22.5
Yardley	73	2402	546-1205	.453	381-467	.816	579	122	227-3	1473	20.2
Kerr	75	2372	436-1111	.392	233-310	.752	913	167	207-4	1105	14.7
Costello	71	2469	372-822	.453	249-289	.862	388	449	234-4	993	14.0
Greer	70	1979	388-815	.476	148-189	.783	303	188	208-4	924	13.2
Barnett	57	1235	289-701	.412	128-180	.711	155	160	98-0	706	12.4
Selvy*	62	1308	205-521	.393	153-208	.736	175	111	101-1	563	9.1
Hopkins	75	1616	257-660	.389	136-174	.782	465	55	193-4	650	8.7
Bianchi	69	1256	211-576	.366	109-155	.703	179	169	231-5	531	7.7
Dierking	71	1119	192-526	.365	108-188	.574	456	54	168-4	492	6.9
Cable*	57	715	109-290	.376	44-67	.657	225	39	93-1	262	4.6
Palazzi	7	70	13-41	.317	4-8	.500	14	3	7-0	30	4.3
Ray	4	21	1-6	.167	0-0	.000	0	2	3-0	2	0.5
Seymour	4	7	0-4	.000	0-0	.000	1	0	1-0	0	0.0
NATIONALS	75	—	3406-8135	.419	2105-2687	.783	5404	1776	1940-39	8917	118.9
OPPONENTS	75	—	—	—	—	—	—	—	—	8730	116.4

* Selvy played with Minneapolis (43 games) and Syracuse (19 games)

** Cable played with Detroit (7 games) and Syracuse (50 games)

1959-60 GAME-BY-GAME RESULTS

DATE	WL	NATS	OPP	TEAM	DATE	WL	NATS	OPP	TEAM
10/24	L	109	121	Boston	01/12	W	127	120	vs. Boston
10/28	L	102	117	at Detroit	01/13	L	131	132	* vs. Philadelphia
10/30	W	136	127	at Cincinnati	01/14	W	119	112	St. Louis
10/31	W	117	108	Minneapolis	01/15	L	140	141	* at St. Louis
11/04	L	113	124	at Philadelphia	01/17	W	129	117	New York
11/07	L	101	103	vs. Cincinnati	01/20	L	123	129	Philadelphia
11/08	W	118	107	Detroit	01/23	L	121	130	at Boston
11/12	W	113	104	at New York	01/24	L	110	131	Boston
11/14	W	116	108	New York	01/26	L	114	121	vs. Detroit
11/17	W	121	116	vs. Cincinnati	01/27	W	144	108	at Detroit
11/18	W	138	103	Boston	01/29	W	119	112	at Minneapolis
11/20	L	101	114	at Boston	01/31	L	110	117	at St. Louis
11/21	W	116	107	Philadelphia	02/02	W	119	102	at New York
11/22	L	103	114	vs. Philadelphia	02/04	W	137	110	Philadelphia
11/24	W	120	107	at New York	02/05	L	100	124	at Boston
11/25	W	100	93	at Minneapolis	02/06	L	126	129	at Philadelphia
11/26	L	95	112	at St. Louis	02/07	W	135	112	Cincinnati
11/28	W	111	105	at Cincinnati	02/09	W	117	111	vs. Cincinnati
12/01	L	101	106	vs. St. Louis	02/10	W	110	109	vs. Minneapolis
12/02	W	130	121	St. Louis	02/11	W	116	109	New York
12/05	W	108	95	Minneapolis	02/14	W	121	119	Minneapolis
12/09	W	93	89	vs. Minneapolis	02/16	L	116	125	at New York
12/10	L	86	96	vs. Minneapolis	02/17	L	116	123	at Philadelphia
12/11	L	121	152	at New York	02/18	W	136	122	Philadelphia
12/13	W	150	121	Philadelphia	02/20	W	126	121	vs. New York
12/16	W	116	113	New York	02/21	W	122	120	Detroit
12/19	L	112	120	at Detroit	02/23	L	133	135	at Cincinnati
12/20	L	127	132	Boston	02/24	L	110	128	at Detroit
12/25	L	121	129	vs. Philadelphia	02/25	W	110	105	St. Louis
12/26	W	117	104	St. Louis	02/27	W	114	111	New York
12/28	L	106	120	at St. Louis	03/01	W	124	121	at New York
12/30	W	131	127	at Cincinnati	03/03	W	149	108	Boston
01/01	W	109	98	at Minneapolis	03/05	W	132	115	New York
01/03	W	114	113	Boston	03/06	L	117	126	at Boston
01/04	L	120	127	at Boston	03/09	W	137	126	Philadelphia
01/05	W	145	143	* vs. Boston					
01/07	W	132	114	Cincinnati					
01/08	W	118	107	vs. Detroit					
01/09	L	112	119	at Philadelphia					
01/10	W	108	103	Detroit					

* denotes overtime

YEAR-BY-YEAR



1960-61 SEASON STATISTICS

RECORD: 38-41 (.481)

HOME: 19-9

AWAY: 8-21

NEUTRAL: 11-11 3RD EASTERN DIVISION

PLAYER	G	MIN	FG-FGA	PCT	FT-FTA	PCT	REB	AST	PF-DQ	PTS	AVG
Schayes	79	3007	594-1595	.372	680-783	.868	960	296	296-9	1868	23.6
Greer	79	2763	623-1381	.451	305-394	.774	455	302	242-0	1551	19.6
Barnett	78	2070	540-1194	.452	240-337	.712	283	218	169-0	1320	16.9
Costello	75	2167	407-844	.482	270-338	.799	292	413	286-9	1084	14.5
Gambee	79	2090	397-947	.419	291-352	.827	581	101	276-6	1085	13.7
Kerr	79	2676	419-1056	.397	218-299	.729	951	199	230-4	1056	13.4
Cable	75	1642	266-574	.463	73-108	.676	469	85	246-1	605	8.1
Bianchi	52	667	118-342	.345	60-87	.690	105	93	137-5	296	5.7
Halbrook	79	1131	155-463	.335	76-140	.543	550	31	262-9	386	4.9
Roberts	68	800	130-351	.370	62-104	.596	243	43	125-0	322	4.7
Ramsey, Cal	2	27	2-11	.182	2-4	.500	7	3	7-0	6	3.0
Beck, Ernie *	10	82	10-29	.345	6-7	.857	23	15	10-0	26	2.6
NATIONALS	79	—	3654-8746	.418	2278-2948	.773	5726	1824	2279-43	9586	121.3
OPPONENTS	79	—	—	—	—	—	—	—	—	9416	119.2

* Beck played with St. Louis (7 games) and Syracuse (3 games)

1960-61 GAME-BY-GAME RESULTS

DATE	WL	NATS	OPP	TEAM	DATE	WL	NATS	OPP	TEAM
10/22	L	123	133	Philadelphia	01/21	W	127	124	Boston
10/25	L	100	123	at St. Louis	01/22	W	112	109	vs. Los Angeles
10/27	L	140	143 *	at Cincinnati	01/24	L	107	116	at Los Angeles
10/29	W	125	118	Los Angeles	01/25	L	112	117	at Los Angeles
11/05	L	110	112	at Los Angeles	01/27	W	138	126	at Cincinnati
11/06	L	113	119	vs. Los Angeles	01/29	L	108	125	at St. Louis
11/11	L	108	112	at New York	01/31	W	122	106	at New York
11/12	W	128	117	New York	02/01	L	113	122	Philadelphia
11/16	W	124	87	Cincinnati	02/03	L	118	121	at Detroit
11/17	W	106	105	at Philadelphia	02/04	L	104	111	vs. Detroit
11/19	L	94	114	Boston	02/05	W	129	115	Cincinnati
11/23	L	115	122	at Detroit	02/08	W	130	108	Boston
11/24	L	97	132	at St. Louis	02/09	W	136	126	at Philadelphia
11/26	L	110	129	at Boston	02/11	W	141	111	vs. Detroit
11/29	W	129	105	vs. Cincinnati	02/12	W	148	122	Detroit
11/30	W	135	126	vs. St. Louis	02/15	L	127	129 *	at New York
12/01	W	137	126	at Cincinnati	02/16	W	132	120	New York
12/03	W	130	113	New York	02/17	W	115	113	vs. Detroit
12/06	L	107	113	vs. Philadelphia	02/18	W	129	110	vs. Philadelphia
12/07	W	142	134	at Boston	02/19	L	106	116	Boston
12/09	L	118	131	vs. St. Louis	02/20	W	126	121	vs. Los Angeles
12/10	W	117	107	at Detroit	02/21	W	123	118	vs. Detroit
12/11	W	132	121	Philadelphia	02/23	W	144	116	St. Louis
12/13	W	107	105	vs. Cincinnati	02/24	L	128	144	at Boston
12/15	L	105	115	vs. Boston	02/26	W	126	110	New York
12/18	L	103	104	at St. Louis	03/01	W	149	128	Philadelphia
12/20	L	112	122	at New York	03/02	L	110	114	vs. Los Angeles
12/25	W	162	100	New York	03/03	L	116	123	vs. Philadelphia
12/26	L	112	133	at St. Louis	03/04	L	115	116	at Philadelphia
12/27	L	124	129	at Cincinnati	03/05	L	114	125	Los Angeles
12/28	W	115	113	Los Angeles	03/07	L	113	114	at New York
12/30	L	112	121	vs. Detroit	03/08	L	127	136	at Boston
01/01	L	96	113	Boston	03/09	W	129	119	St. Louis
01/02	L	125	126	vs. Cincinnati	03/11	L	116	126	at Boston
01/03	W	129	104	New York	03/12	L	134	136 *	Boston
01/04	L	126	134	Cincinnati					
01/05	L	127	139	at Philadelphia					
01/07	L	117	120	vs. New York					
01/08	W	128	115	Detroit					
01/11	W	133	128	St. Louis					
01/12	L	118	124 *	vs. Boston					
01/13	W	106	105	vs. New York					
01/15	W	116	113	Philadelphia					
01/18	W	129	118	vs. Philadelphia					

* denotes overtime





1961-62 SEASON STATISTICS

RECORD: 41-39 (.513)

HOME: 18-10

AWAY: 11-19

NEUTRAL: 12-10 3RD EASTERN DIVISION

PLAYER	G	MIN	FG-FGA	PCT	FT-FTA	PCT	REB	AST	PF-DQ	PTS	AVG
Greer	71	2705	644-1442	.447	331-404	.819	524	313	252-2	1619	22.8
Shaffer	75	2083	514-1180	.436	239-310	.771	511	99	266-6	1267	16.9
Gambee	80	2301	477-1126	.424	384-470	.817	631	114	275-10	1338	16.7
Kerr	80	2768	541-1220	.443	222-302	.735	1176	243	272-7	1304	16.3
Schayes	56	1480	268-751	.357	286-319	.897	439	120	167-4	822	14.7
Costello	63	1854	310-726	.427	247-295	.837	245	359	220-5	867	13.8
Bianchi	80	1925	336-847	.397	154-221	.697	281	263	232-5	826	10.3
Roberts	80	1642	243-619	.393	129-194	.665	538	50	230-4	615	7.7
Halbrook	64	908	152-422	.360	96-151	.636	399	33	179-7	400	6.3
Neumann	77	1265	172-401	.429	133-172	.773	194	176	203-3	477	6.2
Graboski*	38	468	77-221	.348	39-65	.600	154	28	62-0	193	5.1
Osborne	4	21	1-8	.125	3-4	.750	9	1	3-0	5	1.3
NATIONALS	80	—	3706-8885	.417	2246-2890	.777	5759	1791	2344-53	9568	119.6
OPPONENTS	80	—	—	—	—	—	—	—	—	9473	118.4

* Graboski played with St. Louis (3 games), Chicago (12 games) and Syracuse (23 games)

1961-62 GAME-BY-GAME RESULTS

DATE	WL	NATS	OPP	TEAM	DATE	WL	NATS	OPP	TEAM
10/21	W	123	103	Chicago	01/10	W	134	122	St. Louis
10/26	L	107	110	vs. St. Louis	01/13	W	127	117	vs. Boston
10/27	W	126	122	at Philadelphia	01/14	W	141	118	New York
10/28	L	113	119	Philadelphia	01/18	W	118	111	vs. Chicago
10/29	L	132	139	at Cincinnati	01/19	L	103	128	at Boston
10/31	W	107	99	at St. Louis	01/20	L	101	107	Boston
11/03	L	94	106	St. Louis	01/21	L	132	139*	vs. Philadelphia
11/04	L	107	127	at Boston	01/23	L	107	115	at St. Louis
11/09	L	108	151	at Philadelphia	01/24	L	102	111	at Detroit
11/11	W	135	109	New York	01/25	L	100	101	vs. Detroit
11/14	L	115	119	vs. Cincinnati	01/27	W	107	102	at Chicago
11/15	W	114	102	vs. New York	01/28	L	131	139	at Cincinnati
11/18	W	148	130	Philadelphia	01/31	W	138	109	New York
11/22	L	109	110	vs. New York	02/02	W	135	101	vs. St. Louis
11/23	W	117	99	vs. Cincinnati	02/03	W	134	112	Philadelphia
11/24	L	125	127	Cincinnati	02/04	L	117	128	at Philadelphia
11/25	L	108	141	at St. Louis	02/06	W	127	123	vs. Chicago
11/28	W	121	111	vs. Los Angeles	02/08	W	122	110	Boston
11/29	W	136	122	at Cincinnati	02/09	L	111	120	at New York
12/01	L	100	118	at New York	02/11	W	132	116	Detroit
12/02	W	132	118	Chicago	02/15	L	121	126	at Chicago
12/04	L	120	131	at Los Angeles	02/16	W	132	106	vs. Chicago
12/05	L	120	125	vs. Los Angeles	02/17	W	136	127	vs. Chicago
12/06	L	121	123*	at Los Angeles	02/18	W	141	126	New York
12/08	L	111	123	at Boston	02/21	W	150	109	Philadelphia
12/09	L	102	106	Boston	02/22	L	106	134	vs. Boston
12/12	W	126	124	at New York	02/23	L	107	121	at Boston
12/13	L	126	136	Cincinnati	02/24	W	120	117	vs. New York
12/14	L	125	136	at Philadelphia	02/25	L	106	110	Boston
12/16	W	128	123	vs. Los Angeles	02/27	W	130	120	at New York
12/19	W	124	111	vs. Detroit	03/01	W	137	108	Cincinnati
12/25	L	122	127	Boston	03/03	W	128	114	at Detroit
12/26	L	111	118	vs. Philadelphia	03/04	L	115	124	Los Angeles
12/27	L	111	119	vs. Los Angeles	03/07	W	129	126	St. Louis
12/28	L	114	121	Los Angeles	03/10	W	128	111	Detroit
12/30	W	109	108	Detroit	03/11	W	149	130	Philadelphia
01/01	W	110	106	at Cincinnati	03/13	L	110	142	at Boston
01/02	W	127	102	at Chicago	03/14	L	102	105	at Detroit
01/05	L	135	138*	vs. Detroit					
01/06	W	120	102	Chicago					
01/07	W	123	116	at New York					
01/09	W	129	120	at Philadelphia					

* denotes overtime

YEAR-BY-YEAR



1962-63 SEASON STATISTICS

RECORD: 45-30 (.600)

HOME: 26-4

AWAY: 11-19

NEUTRAL: 12-8

2ND EASTERN DIVISION

PLAYER	G	MIN	FG-FGA	PCT	FT-FTA	PCT	REB	AST	PF-DQ	PTS	AVG
Greer, Hal	80	2631	600-1293	.464	362-434	.834	457	275	286-4	1562	19.5
Shaffer, Lee	80	2392	597-1393	.429	294-375	.784	524	97	249-5	1488	18.6
Kerr, Red	80	2561	507-1069	.474	241-320	.753	1039	214	208-3	1255	15.7
Walker, Chet	78	1992	352-751	.469	253-362	.699	561	83	220-3	957	12.3
Gambee, Dave	60	1234	235-537	.438	199-238	.836	289	48	190-2	669	11.2
Costello, Larry	78	2066	285-660	.432	288-327	.881	237	334	263-4	858	11.0
Schayes, Dolph	66	1438	223-575	.388	181-206	.879	375	175	177-2	627	9.5
Chappell, Len	80	1241	281-604	.465	148-238	.622	461	56	171-1	710	8.9
Bianchi, Al	61	1159	202-476	.424	120-164	.732	134	170	165-2	524	8.6
Neumann, Paul	80	1581	237-503	.471	181-222	.815	200	227	221-5	655	8.2
Roberts, Joe	33	466	73-196	.372	35-51	.686	155	16	66-1	181	5.5
Warley, Ben	26	206	50-111	.450	25-35	.714	86	4	42-1	125	4.8
Meriwether, Porter	31	268	48-122	.393	23-33	.697	29	43	19-0	119	3.8
NATIONALS	80	—	3690-8300	.445	2350-3005	.782	5511	1842	2179-33	9730	121.6
OPPONENTS	80	—	—	—	—	—	—	—	—	9247	

115.6

1962-63 GAME-BY-GAME RESULTS

DATE	WL	NATS	OPP	TEAM	DATE	WL	NATS	OPP	TEAM
10/20	W	108	102	Los Angeles	01/12	L	115	146	vs. Detroit
10/23	W	123	119	at New York	01/13	W	148	114	Detroit
10/26	W	130	112	Chicago	01/19	W	149	148	Boston *
10/27	L	98	118	at Boston	01/22	L	93	113	vs. St. Louis
10/31	W	126	108	vs. St. Louis	01/23	L	94	104	at Chicago
11/03	W	130	111	Cincinnati	01/25	L	114	122	vs. Los Angeles
11/09	W	101	93	St. Louis	01/26	W	116	110	at San Francisco
11/14	L	120	125	at Cincinnati	01/27	W	119	110	at San Francisco
11/15	W	120	98	vs. Los Angeles	01/29	L	105	123	at St. Louis
11/16	W	113	105	Boston	01/31	W	112	100	St. Louis
11/17	L	107	113	at St. Louis	02/01	W	125	111	at Boston
11/18	W	110	107	vs. Chicago	02/02	W	117	113	vs. Cincinnati
11/21	W	122	120	at Detroit	02/03	L	115	125	Cincinnati
11/22	W	130	120	vs. Boston	02/05	W	120	100	at New York
11/23	L	110	116	at New York	02/06	W	126	109	Boston
11/24	W	137	126	New York	02/08	W	162	135	at Detroit
11/27	L	105	120	at St. Louis	02/09	W	122	116	vs. New York
11/29	W	112	85	at Chicago	02/10	W	139	115	San Francisco
11/30	L	117	130	at Cincinnati	02/12	L	100	128	at St. Louis
12/01	L	110	129	at Boston	02/13	L	122	124	vs. Cincinnati
12/04	L	129	130	vs. Detroit	02/14	W	136	117	Chicago
12/07	W	149	129	vs. Chicago	02/15	L	114	123	vs. Boston
12/08	W	102	97	Boston	02/17	W	143	124	Detroit
12/09	W	117	114	vs. Los Angeles	02/19	W	118	110	vs. Chicago
12/11	L	124	136	at San Francisco	02/20	W	128	109	Cincinnati
12/12	L	120	126	at Los Angeles	02/21	L	91	108	at Chicago
12/16	W	144	137	at San Francisco	02/22	L	117	126	at Detroit
12/17	L	114	121	at Los Angeles	02/24	W	143	126	New York
12/19	L	120	129	at Cincinnati	02/27	W	122	111	Los Angeles
12/22	L	118	123	San Francisco	02/28	W	132	124	vs. New York
12/25	W	123	111	at New York	03/02	W	152	128	Detroit
12/27	W	128	92	New York	03/03	W	127	123	at Detroit
12/28	L	117	124	vs. San Francisco	03/05	W	131	121	at New York
12/29	L	123	132	Los Angeles	03/07	W	129	118	New York
01/02	W	120	95	St. Louis	03/10	W	163	148	San Francisco
01/03	L	115	123	vs. New York	03/12	W	130	106	at Chicago
01/05	W	136	117	vs. Cincinnati	03/13	L	114	128	at Cincinnati
01/06	W	114	102	Chicago	03/16	L	121	125	Boston
01/08	W	119	116	vs. Cincinnati	03/17	L	116	125	at Boston
01/09	L	112	116	Cincinnati					
01/11	L	117	134	at Boston					

* denotes overtime





1963-64 SEASON STATISTICS

RECORD 34-46 (.425)

HOME: 18-12

AWAY 12-22

NEUTRAL: 4-12

3RD EASTERN DIVISION

PLAYER	G	MIN	FG-FGA	PCT	FT-FTA	PCT	REB	AST	PF-DQ	PTS	AVG
Greer	80	3157	715-1611	.444	435-525	.829	484	374	291-6	1865	23.3
Walker	76	2775	492-1118	.440	330-464	.711	784	124	232-3	1314	17.3
Kerr	80	2938	536-1250	.429	268-357	.751	1017	275	187-2	1340	16.8
Shaffer	41	1013	217-587	.370	102-133	.767	205	36	116-1	536	13.1
Costello	45	1137	191-408	.468	147-170	.865	105	167	150-3	529	11.8
Neumann	74	1973	324-732	.443	210-266	.789	246	291	211-1	858	11.6
Gambee	41	927	149-378	.394	151-185	.816	256	35	161-6	449	11.0
Warley	79	1740	215-494	.435	220-305	.721	619	71	274-5	650	8.2
Bianchi	78	1437	257-684	.376	109-141	.773	147	149	248-6	623	8.0
Dierking	76	1286	191-514	.372	114-169	.675	422	50	221-3	496	6.5
Schayes	24	350	44-143	.308	46-57	.807	110	48	76-3	134	5.6
Greenspan	20	280	32-90	.356	34-50	.680	72	11	54-0	98	4.9
White	23	196	31-105	.295	17-28	.607	42	12	28-0	79	3.4
Chappell	1	16	0-2	.000	1-1	1.000	4	0	2-0	1	1.0
76ERS	80	19225	3394-8116	.418	2184-2851	.766	4513	1643	2251-39	8972	112.2
OPPONENTS	80	19217	3590-8138	.441	2143-2969	.722	5328	1844	2237-36	9323	116.5

1963-64 GAME-BY-GAME RESULTS

DATE	WL	76ERS	OPP	TEAM	DATE	WL	76ERS	OPP	TEAM
10/16	W	117	115	at Detroit	01/17	L	91	112	San Francisco
10/19	L	121	124	Detroit	01/18	L	111	115	L.A. at Syracuse
10/25	L	112	136	New York	01/21	L	121	124	Baltimore at NY
10/26	L	101	109	at New York	01/22	L	116	124	at Baltimore
10/30	W	111	108	at Baltimore	01/24	W	134	111	Cincinnati
11/01	L	102	119	Boston	01/25	W	131	129	at New York
11/02	L	99	128	at St. Louis	01/26	L	120	131	Baltimore
11/03	L	93	95	Cincinnati at Dayton	01/28	L	117	139	San Francisco
11/06	L	101	119	at Detroit	01/29	W	102	97	L.A. at Boston
11/08	W	108	106	St. Louis	01/31	L	97	114	at Boston
11/09	L	100	116	at Baltimore	02/01	L	111	119	Boston
11/12	W	106	102 *	San Francisco	02/06	W	128	117	New York
11/15	W	99	97	Los Angeles	02/07	L	114	126	at Cincinnati
11/20	W	118	101	New York	02/08	W	109	101	Los Angeles
11/26	W	115	113	Baltimore	02/09	L	109	120	at Boston
11/28	L	110	125	Cincinnati	02/12	L	115	121	at Baltimore
11/29	L	78	112	Boston at Prov.	02/14	W	130	123	Detroit
11/30	W	132	125	at New York	02/15	L	110	118	at St. Louis
12/01	W	132	121	Detroit at Cleveland	02/16	L	97	114	at Cincinnati
12/05	L	103	106	St. Louis	02/18	L	93	103	Boston at Pitt.
12/07	L	120	129	at St. Louis	02/19	W	130	122	Baltimore
12/08	W	126	116	at Cincinnati	02/21	W	144	119	Boston
12/10	L	103	113	St. Louis at N.Y.	02/23	W	114	105	at New York
12/11	W	113	103	New York	02/25	L	107	115	St. Louis at NY
12/13	L	84	111	Boston	02/26	W	130	122	at Detroit
12/14	W	123	119	at New York	02/28	L	132	134	Cincinnati at Scranton
12/18	L	96	116	at Los Angeles	02/29	L	114	117	Cincinnati
12/20	W	114	112	at San Francisco	03/01	L	93	108	at Boston
12/21	L	113	126	at Los Angeles	03/03	L	94	108	Boston at Syracuse
12/22	L	104	118	at San Francisco	03/07	W	130	115	New York
12/26	W	118	112	San Francisco	03/08	L	108	140	at New York
12/27	W	119	107	Detroit at Hershey	03/11	W	124	111	at St. Louis
12/28	W	114	100	Los Angeles	03/12	L	111	128	at Cincinnati
01/03	W	132	110	Cincinnati	03/13	L	122	133	Detroit at Scranton
01/04	W	123	113	at Baltimore	03/14	W	128	122	Baltimore at Yardley
01/05	L	118	142	New York	03/15	L	95	120	at Los Angeles
01/07	L	110	130	Cincinnati at Colum.	03/16	W	111	110	at San Francisco
01/08	L	110	126	Cincinnati at Syra.	03/17	L	97	121	at Los Angeles
01/09	W	122	115	St. Louis	03/18	L	85	89	at San Francisco
01/11	W	115	108	Boston					
01/12	L	112	123	at Boston					

* denotes overtime

YEAR-BY-YEAR



1964-65 SEASON STATISTICS

	RECORD 40-40 (.500)	HOME: 13-12	AWAY 9-21	NEUTRAL: 18-7	3RD EASTERN DIVISION						
PLAYER	G	MIN	FG-FGA	PCT	FT-FTA	PCT	REB	AST	PF-DQ	PTS	AVG
Chamberlain	35	1558	427-808	.528	200-380	.526	780	133	70-0	1054	30.1
Greer	70	2600	539-1245	.433	335-413	.811	355	313	254-7	1413	20.2
Jackson	76	2590	419-1013	.414	288-404	.713	980	93	251-4	1126	14.8
Neumann	40	1100	213-434	.491	148-184	.804	102	139	119-1	574	14.4
Costello	64	1967	309-695	.445	243-277	.877	169	275	242-10	861	13.5
Walker	79	2187	377-936	.403	288-388	.742	528	132	200-2	1042	13.2
Gambee	80	1993	356-864	.412	299-368	.813	468	113	277-7	1011	12.6
Kerr	80	1810	264-714	.370	126-181	.696	551	197	132-1	654	8.2
Dierking	38	729	121-311	.389	54-83	.651	239	42	101-3	296	7.8
Bianchi	60	1116	175-486	.360	54-76	.711	95	140	178-10	404	6.7
Jones	23	359	47-153	.307	37-52	.712	57	40	46-2	131	5.7
Warley	64	900	94-253	.372	124-176	.705	277	53	170-6	312	4.9
Greenspan	5	49	8-13	.615	8-8	1.000	11	0	12-0	24	4.8
Courtin	24	317	42-103	.408	17-21	.810	22	22	44-0	101	4.2
76ERS	80	19275	3391-8028	.422	2221-3011	.738	4634	1692	2096-53	9003	112.5
OPPONENTS	80	19275	3487-8045	.433	2041-2818	.724	4859	1727	2155-39	9015	112.7

1964-65 GAME-BY-GAME RESULTS

DATE	W/L	76ERS	OPP	TEAM	DATE	W/L	76ERS	OPP	TEAM
10/16	W	125	113	Detroit	01/14	L	126	138	Baltimore
10/22	L	135	138	Baltimore	01/15	L	95	104	at Boston
10/24	L	86	126	at St. Louis	01/18	W	109	95	Detroit at Cleveland
10/25	L	107	109	at Cincinnati	01/19	L	97	103	Detroit at Toledo
10/27	W	100	81	St. Louis at N. Y.	01/21	W	111	102	San Francisco
10/30	L	90	94	at New York	01/22	W	109	103	Detroit at Boston
10/31	W	116	105	New York	01/23	W	104	100	Boston at Syracuse
11/07	W	105	103	Cincinnati	01/26	L	105	107	Detroit at New York
11/10	L	99	110	San Francisco	01/27	L	98	115	at Boston
11/11	W	123	114	at Baltimore	01/29	W	118	105	Boston
11/12	W	110	109	Boston at New York	01/31	W	127	122	Cincinnati
11/14	L	102	113	Boston	02/02	W	119	105	St. Louis at N.Y.
11/17	L	107	114	at St. Louis	02/03	W	116	95	New York at Boston
11/18	L	111	124	at Detroit	02/04	W	123	119	St. Louis
11/20	L	115	118	St. Louis	02/06	W	127	122	Cinc. at Syracuse
11/21	W	108	96	Boston at Prov.	02/08	L	98	117	at Los Angeles
11/25	W	124	93	New York at Boston	02/09	W	132	114	San Francisco at SJ
11/26	W	128	117	San Francisco	02/10	W	110	99	at Los Angeles
11/27	L	112	133	at Cincinnati	02/11	L	100	106	at San Francisco
11/28	W	101	93	at Detroit	02/13	L	106	108	at Cincinnati
11/29	W	97	94	at St. Louis	02/18	L	110	117	Los Angeles
12/01	L	117	118	Los Angeles	02/20	W	111	92	New York at Detroit
12/04	W	119	106	Detroit	02/21	W	107	106	at Baltimore
12/05	W	125	108	Baltimore at Detroit	02/22	W	122	112	Baltimore at Wash.
12/06	L	104	109	L.A. at Minn.	02/23	L	104	132	at New York
12/08	W	102	97	Baltimore at NY	02/24	L	104	106	at Detroit
12/11	L	109	118	Boston	02/28	L	118	122	L.A. at Syracuse
12/12	L	106	133	at New York	03/02	L	117	126	Los Angeles at NY
12/13	W	121	115	New York at Syra.	03/03	L	110	124	at St. Louis
12/14	W	119	112	San Francisco at Pitt.	03/05	W	110	109	at Cincinnati
12/16	L	120	140	at Baltimore	03/06	W	103	98	Boston
12/18	L	111	117	at San Francisco	03/07	L	111	133	at Boston
12/19	W	140	113	at Los Angeles	03/09	L	122	124	at New York
12/20	W	113	111	at San Francisco	03/10	L	123	134	New York
12/23	L	117	135	at Los Angeles	03/13	W	131	116	Detroit
12/26	L	125	135	Cincinnati	03/14	L	126	143	at Baltimore
12/30	W	117	115	Los Angeles	03/16	L	107	115	San Francisco
01/06	W	121	102	S.F. at Syracuse	03/20	L	122	125	Cincinnati
01/08	L	107	114	Cincinnati at Dayton	03/21	W	127	105	Baltimore
01/09	W	104	102	at St. Louis					
01/11	L	90	100	St. Louis at Tulsa					

* denotes overtime

YEAR-BY-YEAR





1965-66 SEASON STATISTICS

RECORD: 55-25 (.688)

HOME: 22-3

AWAY: 20-17

NEUTRAL: 13-5

1ST EASTERN DIVISION

PLAYER	G	MIN	FG-FGA	PCT	FT-FTA	PCT	REB	AST	PF-DQ	PTS	AVG
Chamberlain	79	3737	1074-1990	.540	501-976	.513	1943	414	171-0	2649	33.5
Greer	80	3326	703-1580	.445	413-514	.804	473	384	315-6	1819	22.7
Walker	80	2603	443-982	.451	335-468	.716	636	201	238-3	1221	15.3
Cunningham	80	2134	431-1011	.426	281-443	.634	599	207	301-12	1143	14.3
Jones	80	2196	296-799	.370	128-172	.744	169	273	250-6	720	9.0
Jackson	79	1966	246-614	.401	158-214	.738	676	132	216-2	650	8.2
Gambee	72	1068	168-437	.384	159-187	.850	273	71	189-3	495	6.9
Bianchi	78	1312	214-560	.382	66-98	.673	134	134	232-4	494	6.3
Heyman	6	20	3-9	.333	4-5	.800	4	4	4-0	10	1.7
Ward	66	838	67-189	.354	39-60	.650	89	80	163-3	173	2.6
Warley	1	6	1-3	.333	0-0	---	2	0	1-0	2	2.0
Branson	5	14	1-6	.167	3-4	.750	9	1	4-0	5	1.0
Weiss	7	30	3-9	.333	0-0	---	7	4	10-0	6	0.9
76ERS	80	19250	3650-8189	.446	2087-3141	.664	5014	1905	2094-39	9387	117.3
OPPONENTS	80	19250	3449-8162	.423	2115-2872	.736	4786	1786	2101-42	9013	112.7

1965-66 GAME-BY-GAME RESULTS

DATE	WL	76ERS	OPP	TEAM	DATE	WL	76ERS	OPP	TEAM
10/16	W	133	101	at Baltimore	01/16	L	122	137	at Boston
10/23	W	120	103	Detroit	01/18	W	128	117	Baltimore
10/30	W	134	114	Cincinnati	01/19	W	110	93	Detroit at Boston
11/03	L	100	110	at Detroit	01/21	W	109	98	New York
11/04	L	119	121	San Francisco at NY	01/23	W	104	98	at St. Louis
11/05	W	133	115	San Francisco	01/24	W	110	107	St. Louis at Memphis
11/06	L	91	101	at Boston	01/25	W	110	106	Los Angeles at N.Y.
11/09	W	118	110	Los Angeles	01/28	W	125	103	Cincinnati
11/11	W	109	101	S.F. at Boston	01/30	W	117	98	Detroit
11/12	W	123	114	Boston	02/02	L	89	96	St. Louis at Greens.
11/13	W	127	119	at New York	02/05	L	113	120	at New York
11/16	W	107	98	St. Louis at NY	02/06	L	99	100	at Boston
11/17	L	115	131	at Cincinnati	02/07	W	132	125	Los Angeles
11/19	L	124	134	Baltimore	02/08	L	123	136	at New York
11/20	L	112	117	at Baltimore	02/09	W	108	91	at Detroit
11/21	W	110	104	at Los Angeles	02/11	W	113	94	Cincinnati
11/24	L	124	127	at Los Angeles	02/12	L	83	85	Boston at Syracuse
11/26	W	132	120	at San Francisco	02/14	W	149	123	Detroit at Charlotte
11/27	W	124	117	at San Francisco	02/15	W	121	109	St. Louis at Pitt.
11/30	L	108	129	Baltimore at NY	02/17	W	136	121	at Los Angeles
12/03	W	119	103	at Boston	02/19	W	123	119	at San Francisco
12/06	W	116	107	L.A at Charlotte	02/21	L	107	113	Cincinnati at Dayton
12/08	L	127	129	at Baltimore	02/22	W	117	112	Detroit at New York
12/10	L	114	116	Detroit	02/23	L	115	119	at Baltimore
12/11	W	135	132	* Cincinnati at Syra.	02/25	W	130	124	New York
12/14	L	109	112	at Cincinnati	02/26	W	114	98	Baltimore at NY
12/15	W	122	108	at Los Angeles	03/01	L	100	102	at Cincinnati
12/17	W	127	117	at Los Angeles	03/03	W	135	125	San Francisco
12/18	W	120	116	* at San Francisco	03/04	W	107	103	at Cincinnati
12/20	L	118	124	at San Francisco	03/05	W	102	85	Boston
12/26	W	121	107	San Francisco	03/06	W	113	110	at Boston
12/28	W	102	93	Boston	03/08	W	112	106	St. Louis at N.Y.
12/29	W	113	112	at Detroit	03/09	W	123	115	St. Louis
12/30	L	113	130	at St. Louis	03/12	W	134	126	New York
01/02	W	133	122	New York	03/13	W	115	113	at New York
01/04	W	129	127	at New York	03/17	W	115	106	New York
01/06	W	133	127	Baltimore at Syra.	03/19	W	127	121	Cincinnati
01/07	L	120	126	Los Angeles	03/20	W	108	104	at Baltimore
01/08	L	105	115	at St. Louis					
01/09	W	127	117	at St. Louis					
01/12	L	111	129	at Detroit					
01/14	W	112	100	Boston					

* denotes overtime

YEAR-BY-YEAR



1966-67 SEASON STATISTICS

RECORD: 68-13 (.840)

HOME: 28-2

AWAY: 27-9

NEUTRAL: 14-3

1ST EASTERN DIVISION

PLAYER	G	MIN	FG-FGA	PCT	FT-FTA	PCT	REB	AST	PF-DQ	PTS	AVG
Chamberlain	81	3682	785-1150	.683	386-875	.441	1957	630	143-0	1956	24.1
Greer	80	3086	699-1524	.459	367-466	.788	422	303	302-5	1765	22.1
Walker	81	2691	561-1150	.488	445-581	.766	660	188	232-4	1567	19.3
Cunningham	81	2168	556-1211	.459	383-558	.686	589	205	260-2	1495	18.5
Jones	81	2249	423-982	.431	223-266	.838	265	303	246-6	1069	13.2
Jackson	81	2377	386-882	.438	198-261	.759	724	114	276-6	970	12.0
Costello	49	976	130-293	.444	120-133	.902	103	140	141-2	380	7.8
Gambee	63	757	150-345	.435	107-125	.856	197	42	143-5	407	6.5
Melchionni	73	692	138-353	.391	39-60	.650	98	98	73-0	315	4.3
Guokas	69	808	79-203	.389	49-81	.605	83	105	82-0	207	3.0
Weiss	6	29	5-10	.500	2-5	.400	3	10	8-0	12	2.0
76ERS	81	19515	3912-8103	.483	2319-3411	.680	5101	2138	1906-30	10143	125.2
OPPONENTS	81	19515	3785-8929	.424	1808-2439	.741	4748	1878	2266-46	9378	115.8

1966-67 GAME-BY-GAME RESULTS

DATE	W/L	76ERS	OPP	TEAM	DATE	W/L	76ERS	OPP	TEAM
10/15	W	128	112	New York	01/15	W	110	95	at Boston
10/21	W	119	110	St. Louis	01/17	W	119	111	New York
10/22	W	141	112	at Baltimore	01/18	W	113	105	at Detroit
10/25	W	130	110	Baltimore	01/19	W	127	102	Chicago at Pitt.
10/29	W	138	96	Boston	01/20	W	119	108	Los Angeles
11/03	W	120	108	St. Louis at Pitt.	01/23	W	112	105	St. Louis at Memphis
11/04	W	134	129	San Francisco	01/24	L	106	118	Boston
11/05	L	87	105	at Boston	01/27	W	110	107	Cincinnati
11/08	W	118	100	Detroit at New York	01/29	L	108	114	at St. Louis
11/11	W	126	113	Chicago	02/01	L	133	143	at Los Angeles
11/12	W	112	98	at Cincinnati	02/02	L	120	137	S.F. at Oakland
11/13	W	132	126	at Chicago	02/04	W	140	127	S.F. at Oakland
11/15	W	113	109	at New York	02/05	W	130	123	at Los Angeles
11/16	W	117	108	New York	02/07	W	126	123	S.F. at Pitt.
11/18	W	145	120	Chicago at Boston	02/08	W	118	106	at Cincinnati
11/19	W	134	110	Cincinnati	02/10	W	148	131	Los Angeles
11/23	L	106	111	at Cincinnati	02/11	L	133	139	at Baltimore
11/24	W	140	123	San Francisco	02/12	L	112	113	at Boston
11/25	W	129	115	at Baltimore	02/13	W	131	123	Cincinnati
11/26	W	131	123	Detroit	02/15	W	127	121	at Detroit
11/29	W	137	116	St. Louis	02/17	W	127	118	Cincinnati at Cle.
11/30	W	128	119	at Detroit	02/19	W	123	122	at St. Louis
12/02	W	138	130	Los Angeles	02/24	W	149	118	Baltimore at Pitt.
12/03	W	137	120	at Baltimore	02/28	W	127	107	Cincinnati at Syra.
12/06	W	129	119	Chicago	03/01	L	122	129	Chicago at Evans.
12/07	W	117	103	at Chicago	03/02	W	136	128	San Francisco
12/09	W	112	107	New York	03/03	W	129	103	Detroit at Boston
12/10	W	133	123	at St. Louis	03/05	W	131	106	Detroit
12/11	L	103	117	at Boston	03/06	W	119	117	Los Angeles at Pitt.
12/13	W	127	112	at New York	03/08	W	115	113 *	at Boston
12/16	W	124	113	St. Louis	03/11	L	114	116	Boston
12/17	W	120	105	Detroit at Syracuse	03/12	W	131	120	at New York
12/21	W	129	123	at Los Angeles	03/14	W	139	110	at San Francisco
12/22	W	116	114	at San Francisco	03/15	W	138	123	at Los Angeles
12/23	W	118	107	at Los Angeles	03/16	L	131	145	at San Francisco
12/26	W	134	118	Cincinnati	03/18	W	135	119	Baltimore
12/28	W	113	108	Boston	03/19	W	132	129	at Baltimore
12/30	W	137	113	Detroit at Ft. Wayne					
01/03	W	148	142 *	at New York					
01/04	W	136	115	Chicago					
01/05	L	104	112	New York at Pitt.					
01/06	W	121	115 *	Baltimore					
01/08	W	117	108	at Chicago					
01/13	W	125	107	St. Louis					

* denotes overtime





1967-68 SEASON STATISTICS

RECORD: 62-20 (.756)

HOME: 27-8

AWAY: 25-12

NEUTRAL: 10-0

1ST EASTERN DIVISION

PLAYER	G	MIN	FG-FGA	PCT	FT-FTA	PCT	REB	AST	PF-DQ	PTS	AVG
Chamberlain	82	3836	819-1377	.595	354-932	.380	1952	702	160-0	1992	24.3
Greer	82	3263	777-1626	.478	422-549	.769	444	372	289-6	1976	24.1
Cunningham	74	2076	516-1178	.438	368-509	.723	562	187	260-3	1400	18.9
Walker	82	2623	539-1172	.460	387-533	.726	607	157	252-3	1465	17.9
Jones	77	2058	413-1040	.397	159-202	.787	219	245	225-5	985	12.8
Jackson	82	2570	401-927	.433	166-231	.719	872	139	287-6	968	11.8
Green	35	367	69-150	.460	39-83	.470	122	21	51-0	177	5.1
Costello	28	492	67-148	.453	67-81	.827	51	68	62-0	201	7.2
Guokas	82	1612	190-393	.483	118-152	.776	185	191	172-0	498	6.1
Melchionni	71	758	146-336	.435	33-47	.702	104	105	75-0	325	4.6
Filipek	19	73	18-47	.383	7-14	.500	25	7	12-0	43	2.3
76ERS	82	19780	3965-8414	.471	2121-3338	.635	5154	2197	1851-23	10051	122.6
OPPONENTS	82	19780	3815-8857	.431	1716-2338	.734	4815	2051	2201-36	9346	114.0

1967-68 GAME-BY-GAME RESULTS

DATE	W/L	76ERS	OPP	TEAM	DATE	W/L	76ERS	OPP	TEAM
10/18	W	103	87	Los Angeles	01/10	L	122	134	St. Louis
10/21	W	116	111	Detroit	01/12	W	133	116	Baltimore
10/24	W	124	102	Detroit at New York	01/13	W	115	106	Detroit
10/25	W	117	114	New York	01/17	L	116	125	at Los Angeles
10/27	W	132	115	Seattle	01/19	L	120	131	at San Francisco
10/28	L	95	104	at Boston	01/20	W	135	111	at Chicago
11/01	W	136	111	Baltimore	01/25	W	123	108	at Detroit
11/04	W	117	110	San Francisco	01/26	W	123	113	Cincinnati
11/07	W	130	105	at San Diego	01/28	L	103	115	at Boston
11/08	W	129	114	at San Diego	01/30	W	125	118	Boston
11/10	L	104	123	at San Francisco	02/02	W	131	121	Detroit
11/11	W	115	111	at Los Angeles	02/03	W	133	121	at Baltimore
11/14	W	122	102	Cincinnati	02/04	W	141	117	San Francisco
11/15	L	120	123	at Detroit	02/07	W	125	103	San Diego at Boston
11/17	W	125	117	St. Louis at Balt.	02/09	W	118	113	Chicago
11/18	L	111	116	Boston	02/10	L	97	115	at New York
11/22	L	113	115	at St. Louis	02/11	W	119	93	St. Louis at Miami
11/23	W	128	117	San Diego	02/13	W	112	105	at San Francisco
11/24	W	122	104	at Chicago	02/14	W	149	125	Seattle
11/25	L	114	119	Chicago	02/16	W	124	108	at San Diego
11/28	W	110	108	at New York	02/17	W	135	134	** at Los Angeles
11/29	L	95	113	San Francisco	02/18	L	106	111	at San Diego
12/01	W	133	109	Seattle at Boston	02/20	W	140	108	Seattle
12/02	W	130	121	Baltimore	02/23	W	138	117	Detroit
12/05	L	122	128	* Los Angeles	02/25	W	126	119	at St. Louis
12/06	W	108	107	at Cincinnati	02/27	W	127	107	San Francisco
12/08	W	117	109	New York	03/03	W	133	127	at Boston
12/09	W	123	109	at Baltimore	03/05	W	134	103	San Diego
12/12	W	118	107	Seattle at New York	03/06	L	106	108	at Cincinnati
12/14	L	101	102	at Boston	03/07	W	125	117	Cincinnati at Clev.
12/15	W	107	98	St. Louis	03/08	W	101	96	Boston
12/16	W	143	123	at Chicago	03/10	W	119	108	at New York
12/17	W	139	124	at Seattle	03/12	W	139	115	Chicago at N.Y.
12/20	W	160	122	at Seattle	03/13	L	120	130	New York
12/25	W	108	105	at Baltimore	03/15	W	122	115	Baltimore
12/26	W	126	121	Cincinnati	03/16	W	144	122	at Chicago
12/27	W	114	105	at New York	03/18	W	158	128	Los Angeles
12/29	W	133	123	Boston	03/19	L	130	131	* Cincinnati
12/30	W	122	107	Detroit at Syracuse	03/20	W	137	119	at Baltimore
01/03	L	115	129	New York					
01/05	W	125	113	Los Angeles					
01/06	W	107	96	at St. Louis					
01/07	L	118	134	at Cincinnati					

* denotes overtime

** denotes double-overtime

YEAR-BY-YEAR



1968-69 SEASON STATISTICS

RECORD: 55-27 (.671)

HOME: 26-8

AWAY: 24-16

NEUTRAL: 5-3

2ND EASTERN DIVISION

PLAYER	G	MIN	FG-FGA	PCT	FT-FTA	PCT	REB	AST	PF-DQ	PTS	AVG
Cunningham	82	3345	739-1736	.426	556-754	.737	1050	287	329-10	2034	24.8
Greer	82	3311	732-1595	.459	432-543	.796	435	414	294-8	1896	23.1
Walker	82	2753	554-1145	.484	369-459	.804	640	144	244-0	1477	18.0
Jackson	25	840	145-332	.437	69-97	.711	286	54	102-3	359	14.4
Clark	82	2144	444-928	.478	219-314	.697	265	296	188-1	1107	13.5
Jones	81	2340	432-1005	.430	207-256	.809	251	292	280-5	1071	13.2
Imhoff	82	2360	279-593	.470	194-325	.597	792	218	310-12	752	9.2
Wilson	38	552	81-182	.445	60-84	.714	216	32	87-1	222	5.8
Green	74	795	146-282	.518	57-125	.456	330	47	110-1	349	4.7
Halimon	50	350	88-196	.449	10-32	.313	86	18	34-0	186	3.7
Guokas	72	838	92-216	.426	54-81	.667	94	104	121-1	238	3.3
Raymond	27	177	22-64	.344	11-17	.647	68	8	46-2	55	2.0
76ERS	82	19805	3754-8274	.454	2238-3087	.725	4513	1914	2145-44	9746	118.9
OPPONENTS	82	19805	3629-7972	.455	2074-2957	.701	4714	2030	2145-40	9332	113.8

1968-69 GAME-BY-GAME RESULTS

DATE	W/L	76ERS	OPP	TEAM	DATE	W/L	76ERS	OPP	TEAM
10/18	W	114	96	Los Angeles (NBA)	01/22	W	140	137 **	New York (NBA)
10/19	W	124	121	at Baltimore	01/24	W	120	111	at Boston
10/22	L	114	117	at New York (NBA)	01/25	W	124	106	Detroit
10/25	L	122	132	at Detroit	01/26	W	119	115	at Atlanta
10/26	W	122	118	Chicago	01/28	L	88	121	at New York (NBA)
11/01	L	99	118	at Boston	01/29	W	119	96	Atlanta
11/02	L	113	119	Cincinnati	01/30	L	115	116	Cincinnati at Syra.
11/09	W	114	94	Seattle	01/31	L	105	108	Baltimore
11/11	W	127	117	Seattle at Boston	02/01	W	112	104	Chicago
11/15	W	116	115	at Atlanta	02/04	L	116	125	at Phoenix
11/16	W	136	92	Milwaukee	02/05	W	119	115	at Seattle
11/19	W	126	110	Phoenix at N.Y.	02/07	W	109	106	at L.A. (NBA)
11/22	W	121	110	Baltimore	02/09	L	117	122 *	at Boston
11/23	W	120	105	at Cincinnati	02/11	W	129	112	Cincinnati at Clev.
11/24	L	128	135 *	at San Diego	02/14	L	111	127	San Francisco
11/26	W	126	119	at Phoenix	02/16	W	127	102	Boston
11/28	W	122	107	Los Angeles (NBA)	02/18	W	125	113	at San Diego
11/30	L	113	117 *	Boston	02/19	L	117	134	at San Francisco
12/04	W	110	99	San Diego	02/21	W	115	109	at Seattle
12/05	W	109	92	at Chicago	02/22	W	129	122	at San Francisco
12/06	W	121	112	at Milwaukee	02/23	W	125	121	at L.A. (NBA)
12/07	W	140	106	Detroit	02/25	W	120	119	at Cincinnati
12/08	W	122	117	Milwaukee at Syr.	02/26	W	104	97	Phoenix
12/10	L	120	132	San Diego at NY	02/27	L	123	126	Detroit at Syracuse
12/11	W	143	123	Phoenix	02/28	W	123	102	Milwaukee at Boston
12/14	W	137	91	San Francisco	03/02	W	126	112	at Detroit
12/15	W	110	104	New York (NBA)	03/03	W	143	132	at Milwaukee
12/17	W	145	128	at Phoenix	03/04	L	113	114	at Chicago
12/18	W	115	111	at Seattle	03/06	L	99	138	at Atlanta
12/20	W	116	109	at San Diego	03/07	W	131	113	Chicago
12/21	L	94	109	at San Francisco	03/09	W	110	101	New York (NBA)
12/22	L	99	102	at L.A. (NBA)	03/11	L	101	121	at New York (NBA)
12/25	L	109	110	at New York (NBA)	03/12	L	117	126	Boston
12/26	W	125	120	Baltimore	03/13	W	113	106	at Chicago
12/28	W	128	123	at Cincinnati	03/15	W	122	120	Atlanta
12/31	W	128	107	at Milwaukee	03/19	W	136	115	Seattle
01/03	W	130	101	Los Angeles (NBA)	03/22	W	116	108	at Baltimore
01/04	L	112	117	at Baltimore	03/24	L	119	125	Cincinnati
01/05	W	126	119	Detroit					
01/07	L	114	117	at Detroit					
01/08	W	112	111	Atlanta					
01/11	L	101	111	Boston					
01/17	W	129	124	San Diego					
01/19	L	97	98	San Francisco					

* denotes overtime

** denotes double-overtime





1969-70 SEASON STATISTICS

RECORD: 42-40 (.512)

HOME: 22-16

AWAY: 16-22

NEUTRAL: 4-2

4TH EASTERN DIVISION

PLAYER	G	MIN	FG-FGA	PCT	FT-FTA	PCT	REB	AST	PF-DQ	PTS	AVG
Cunningham	81	3194	802-1710	.469	510-700	.729	1101	352	331-15	2114	26.1
Greer	80	3024	705-1551	.455	352-432	.815	376	405	300-8	1762	22.0
Clark	76	2772	594-1198	.496	311-396	.785	301	380	201-2	1499	19.7
Imhoff	79	2474	430-796	.540	215-331	.650	754	211	294-7	1075	13.6
Washington	79	2459	401-842	.476	204-273	.747	734	104	262-5	1006	12.7
Jones	78	1740	366-851	.430	190-226	.841	173	276	210-2	922	11.8
Hetzell	63	757	156-323	.483	71-85	.835	207	44	110-3	383	6.1
Guokas	80	1558	189-416	.454	106-149	.711	216	222	201-0	484	6.1
Jackson	37	583	71-181	.392	60-81	.741	198	50	80-0	202	5.5
Wilson	67	836	118-304	.388	122-172	.709	317	52	145-3	358	5.3
Ogden	47	357	82-172	.477	27-39	.692	86	31	62-2	191	4.1
Scholz	1	1	1-1	1.000	0-0	---	0	0	0-0	2	2.0
76ERS	82	19755	3915-8345	.469	2168-2884	.752	4463	2127	2196-47	9998	121.9
OPPONENTS	82	19755	3679-8183	.450	2360-3185	.741	4544	2097	2106-40	9718	118.5

1969-70 GAME-BY-GAME RESULTS

DATE	WL	76ERS	OPP	TEAM	DATE	WL	76ERS	OPP	TEAM
10/17	W	131	126	Los Angeles (NBA)	01/10	L	117	119	Phoenix at Balt.
10/18	W	134	123	at Cincinnati	01/12	L	113	117	at Chicago
10/22	W	122	119	Phoenix	01/13	W	136	105	Atlanta
10/25	L	98	109	Cincinnati	01/14	L	110	122	Seattle at Boston
10/29	W	129	105	at Baltimore	01/16	W	127	105	San Francisco
10/31	L	125	129 *	Milwaukee	01/18	W	141	116	Cincinnati
11/01	L	123	131	Boston	01/23	W	133	118	Baltimore
11/04	W	113	109	Chicago at Balt.	01/24	L	111	112	at Baltimore
11/05	L	130	139	Baltimore	01/25	W	159	131	San Diego
11/07	L	128	134 **	at Detroit	01/26	W	122	103	at Milwaukee
11/08	L	117	125	Seattle	01/28	L	100	112	at Boston
11/11	L	107	124	at Atlanta	01/30	L	100	104	New York (NBA)
11/13	W	124	110	at Phoenix	02/01	L	112	113	Los Angeles (NBA)
11/15	L	136	146	at Seattle	02/03	L	123	131	at Phoenix
11/16	L	125	138	at Los Angeles (NBA)	02/06	W	129	124	at San Diego
11/18	L	119	127	at Chicago	02/07	W	115	111	at San Francisco
11/19	L	116	125	San Diego	02/08	L	117	118	at Seattle
11/21	L	94	98	New York (NBA)	02/10	L	131	139	Milwaukee
11/22	W	132	116	at Atlanta	02/13	L	106	151	New York (NBA)
11/26	W	135	114	at Boston	02/14	L	114	116	at New York (NBA)
11/28	W	110	91	Detroit	02/15	W	159	125	Phoenix
11/29	W	129	111	at Milwaukee	02/19	W	133	114	Detroit at Syracuse
11/30	L	107	115	at Cincinnati	02/20	L	119	126	at Chicago
12/02	L	114	122	Milwaukee	02/21	W	112	110	at Detroit
12/05	W	105	104	at Boston	02/22	L	116	136	at Cincinnati
12/06	W	120	102	Cincinnati	02/25	W	122	105	Detroit
12/09	W	123	99	Los Angeles (NBA)	02/27	W	125	111	San Diego
12/10	L	121	122	at Cincinnati	03/01	W	104	99	Baltimore
12/12	W	125	111	Detroit	03/03	L	116	127	at Milwaukee
12/13	W	100	93	at New York (NBA)	03/06	W	150	134	Boston
12/14	W	126	121	Chicago	03/07	L	104	111	New York (NBA)
12/16	W	141	119	at Phoenix	03/08	W	133	116	at New York (NBA)
12/19	L	116	123	at Seattle	03/09	W	131	112	San Diego at Houston
12/20	W	122	109	at San Francisco	03/13	L	117	128	at Los Angeles (NBA)
12/21	L	117	133	at Los Angeles (NBA)	03/15	L	128	137	at San Diego
12/25	L	113	121	at Baltimore	03/17	L	125	128	Atlanta
12/26	W	141	121	San Francisco	03/18	W	119	113	at Baltimore
12/27	L	107	112	at Atlanta	03/20	L	112	138	Milwaukee
12/28	W	138	112	San Fran. at Syra.	03/22	W	132	112	San Francisco
12/31	W	129	109	Chicago					
01/02	W	121	117	Atlanta					
01/04	W	130	120	Boston					
01/09	L	132	135	Seattle					

* denotes overtime

** denotes double-overtime

YEAR-BY-YEAR



1970-71 SEASON STATISTICS

RECORD: 47-35 (.573)

HOME: 24-15

AWAY: 21-18

NEUTRAL: 2-2

2ND ATLANTIC DIVISION

PLAYER	G-GS	MIN	FG-FGA	PCT	FT-FTA	PCT	REB	AST	PF-DQ	PTS	AVG
Cunningham	81-80	3090	702-1519	.462	455-620	.734	946	395	328-5	1859	23.0
Clark	82-82	3245	662-1334	.496	422-536	.787	391	440	217-2	1746	21.3
Greer	81-69	3060	591-1371	.431	326-405	.805	364	369	289-4	1508	18.6
Washington	78-70	2501	395-829	.476	259-340	.762	747	97	258-6	1049	13.4
Howell	82-6	1589	324-686	.472	230-315	.730	441	115	234-2	878	10.7
Jones	41-13	962	168-418	.402	79-101	.782	64	128	110-1	415	10.1
Awtry	70-38	1292	200-421	.475	104-157	.662	430	89	211-7	504	7.2
Jackson	79-40	1774	199-529	.376	131-189	.693	568	148	211-3	529	6.7
Dierking	53-5	714	122-306	.399	61-89	.685	227	59	109-1	305	5.8
Foster	66-6	888	145-360	.403	72-103	.699	147	61	113-3	362	5.5
Crawford	36-1	449	74-175	.423	32-72	.444	69	54	59-0	180	5.0
Anderson	5-0	27	1-6	.167	1-6	.167	11	4	7-0	7	1.4
Ogden	27-0	133	24-66	.364	18-26	.692	20	17	21-0	66	2.4
Henry	6-0	26	1-6	.167	5-7	.714	11	0	1-0	7	1.2
Guokas	1-0	5	0-0	---	0-0	---	1	0	0-0	0	0.0
76ERS	82	19755	3608-8026	.450	2199-2967	.741	4437	1976	2168-34	9415	114.8
OPPONENTS	82	19755	3514-7806	.450	2260-3076	.735	4372	1970	2089-39	9288	113.3

1970-71 GAME-BY-GAME RESULTS

DATE	W/L	76ERS	OPP	TEAM	DATE	W/L	76ERS	OPP	TEAM
10/14	W	110	107	Chicago	01/02	L	120	125	Boston
10/16	W	127	119	San Diego	01/05	W	97	92	San Francisco
10/17	W	123	105	at Cincinnati	01/08	L	117	123	Los Angeles
10/20	W	98	89	at Buffalo	01/09	W	123	112	Phoenix
10/21	L	117	141	Los Angeles	01/10	W	115	107	at Boston
10/23	W	127	122	at Los Angeles	01/14	L	103	108	at Chicago
10/24	L	111	116	at San Diego	01/15	W	99	96	Chicago
10/28	W	111	108	at San Francisco	01/16	W	115	96	Cleveland
10/30	L	110	123	Baltimore	01/17	W	106	105	at San Diego
10/31	L	102	133	Boston	01/19	L	114	134	at Los Angeles
11/02	W	141	87	Cleveland	01/22	W	117	116	at Phoenix
11/04	L	113	115	at Boston	01/24	W	145	119	at Seattle
11/06	W	118	112	Atlanta	01/26	W	129	122	Atlanta
11/07	W	134	128	Seattle	01/29	L	118	142	Milwaukee
11/10	L	104	109	at Atlanta	01/30	W	106	105	at New York (NBA)
11/11	W	119	107	at Baltimore	01/31	L	126	132	at Boston
11/13	W	119	111	Buffalo	02/02	W	108	105	Boston
11/14	L	94	126	at New York (NBA)	02/05	L	102	114	at Chicago
11/17	W	113	91	at Detroit	02/06	W	118	109	at Cincinnati
11/18	W	113	106	New York (NBA)	02/07	W	127	99	New York (NBA)
11/20	L	112	120	Detroit	02/12	L	109	118	at Detroit
11/21	L	119	125	Phoenix	02/14	L	103	112	Baltimore
11/22	L	115	125	at Atlanta	02/17	L	114	119	Milwaukee at NY
11/24	L	96	104	San Francisco	02/19	W	118	104	at Los Angeles
11/25	W	99	92	Buffalo at Boston	02/20	W	118	105	at Portland
11/27	L	109	113	Cincinnati	02/21	L	128	135	at Seattle
11/30	W	104	98	Baltimore	02/23	W	119	113	Portland
12/01	L	91	107	at Chicago	02/26	L	94	108	Phoenix
12/04	L	122	128 *	at Milwaukee	02/28	W	131	121	Cincinnati
12/05	W	131	106	at Cincinnati	03/01	L	103	127	at Milwaukee
12/08	L	104	107	Seattle	03/02	L	103	111	San Diego
12/11	L	101	102	San Francisco	03/03	W	120	104	Portland at Boston
12/12	L	101	118	at New York (NBA)	03/05	W	121	116	New York (NBA)
12/15	W	122	98	San Diego	03/06	W	121	115	Detroit
12/17	W	125	117	at Seattle	03/09	W	124	113	at Cleveland
12/19	W	108	99	at San Francisco	03/14	L	101	108	at Atlanta
12/20	W	134	132 *	at Portland	03/16	L	125	130	Atlanta
12/22	W	133	129 *	at Phoenix	03/19	W	147	127	Cincinnati
12/25	W	105	100	Detroit	03/20	L	112	124	at Baltimore
12/27	L	101	114	at Cleveland	03/21	W	120	108	Baltimore
12/29	W	124	113	at Buffalo					
12/30	W	119	107	Milwaukee					

* denotes overtime





1971-72 SEASON STATISTICS

RECORD: 30-52 (.366)

HOME: 14-23

AWAY: 14-26

NEUTRAL: 2-3

3RD ATLANTIC DIVISION

PLAYER	G-GS	MIN	FG-FGA	PCT	FT-FTA	PCT	TOT	AST	PF-DQ	PTS	AVG
Clark	1-1	42	11-16	.688	7-11	.636	3	7	3-0	29	29.0
Cunningham	75-75	2900	658-1428	.461	428-601	.712	918	443	295-12	1744	23.3
Rule	60-53	1987	416-934	.445	203-292	.695	479	110	162-4	1035	17.3
Carter	77-49	2147	440-991	.444	179-284	.630	307	199	235-4	1059	13.8
Bridges	64-62	2210	328-645	.509	191-272	.702	861	158	219-5	847	13.2
Loughery	74-29	1729	337-792	.426	258-312	.827	178	188	208-3	932	12.6
Foster	74-14	1699	347-837	.415	185-243	.761	276	90	184-3	879	11.9
Greer	81-53	2410	389-866	.449	181-234	.774	271	316	268-10	959	11.8
Washington	17-11	545	68-156	.436	55-67	.821	135	25	59-3	191	11.2
Wohl	79-32	1628	243-567	.429	156-206	.757	150	228	229-2	642	8.1
Jackson	63-22	1083	137-346	.396	92-133	.692	309	88	141-1	366	5.8
Henry	43-1	421	68-156	.436	51-73	.699	137	8	42-0	187	4.3
Awtrye	58-7	794	98-222	.441	49-76	.645	248	51	141-3	245	4.2
Jones	6-0	41	6-18	.333	7-10	.700	6	2	3-0	19	3.2
Yates	24-1	144	31-83	.373	7-11	.636	40	7	14-0	69	2.9
76ERS	82	19780	3577-8057	.444	2049-2825	.725	4318	1920	2203-50	9203	112.2
OPPONENTS	82	19780	3614-7882	.459	2276-3063	.743	4427	2005	2059-33	9504	115.9

1971-72 GAME-BY-GAME RESULTS

DATE	WL	76ERS	OPP	TEAM	DATE	WL	76ERS	OPP	TEAM
10/12	W	114	100	at Chicago	01/08	W	130	119	Phoenix
10/14	W	105	94	at Houston	01/12	L	109	111	Buffalo
10/16	W	104	102	at Atlanta	01/14	L	121	135	Los Angeles
10/20	W	100	93	Seattle	01/15	W	131	121	at Detroit
10/23	L	88	110	Milwaukee	01/16	L	116	124	at Atlanta
10/24	W	111	93	at Cleveland	01/21	W	136	122	Portland at Hershey
10/27	W	120	106	Cleveland	01/22	L	106	113	Golden State
10/29	L	135	137	** Phoenix	01/26	W	113	102	Cincinnati
10/30	W	108	101	at New York (NBA)	01/28	L	118	127	Milwaukee
11/03	L	100	124	at Cincinnati	01/30	L	114	130	at Boston
11/06	W	101	96	Atlanta	02/02	W	119	104	Buffalo
11/10	L	103	143	Los Angeles	02/04	L	113	118	Detroit
11/12	W	115	101	Detroit	02/05	L	104	112	at New York (NBA)
11/13	L	105	111	at Baltimore	02/06	L	107	109	New York (NBA)
11/14	L	114	125	Milwaukee at NY	02/08	L	108	120	at Phoenix
11/17	L	112	118	Houston	02/10	L	112	121	at Golden State
11/19	L	104	148	Chicago	02/11	L	106	110	at Portland
11/21	L	117	127	at Seattle	02/14	L	116	130	Houston
11/23	L	107	128	at Phoenix	02/16	W	126	116	Cleveland
11/24	L	108	109	at Houston	02/18	W	132	126	at Milwaukee
11/25	W	112	111	at Golden State	02/19	L	105	121	Baltimore
11/27	W	116	93	Portland	02/21	L	101	102	at Baltimore
11/28	L	120	124	at Cleveland	02/22	L	88	119	at Chicago
12/01	W	102	98	Seattle	02/25	W	114	110	Atlanta at Hershey
12/03	L	116	131	Los Angeles	03/01	W	108	99	Buffalo
12/04	L	109	126	at Atlanta	03/03	L	81	94	Milwaukee
12/08	W	115	109	at Cincinnati	03/04	L	115	118	* at New York (NBA)
12/10	L	106	113	* Cincinnati	03/05	W	100	98	New York (NBA)
12/11	W	118	111	at Detroit	03/07	L	97	114	at Los Angeles
12/14	L	110	117	at Buffalo	03/09	W	128	123	at Seattle
12/16	L	93	113	at Golden State	03/12	L	112	121	at Houston
12/17	L	126	127	at Portland	03/14	L	105	108	at Buffalo
12/19	L	132	154	at Los Angeles	03/15	L	115	120	Boston
12/21	L	119	124	at Phoenix	03/17	L	111	127	Boston at Hershey
12/25	L	114	117	Baltimore	03/19	W	115	100	Seattle
12/27	W	121	112	at Buffalo	03/21	L	111	117	Atlanta
12/28	L	116	120	Boston	03/22	L	106	113	at Boston
12/29	L	102	103	Cleveland at Hershey	03/24	L	99	116	Chicago
12/31	L	119	131	at Boston	03/25	L	115	116	Golden State
01/02	W	148	119	at Cleveland					
01/04	W	131	127	at Detroit					
01/05	L	107	139	Chicago					
01/07	W	117	113	New York (NBA)					

* denotes overtime

** denotes double-overtime

YEAR-BY-YEAR



1972-73 SEASON STATISTICS

RECORD: 9-73 (.110)

HOME: 5-26

AWAY: 2-35

NEUTRAL: 2-11 4TH ATLANTIC DIVISION

PLAYER	G-GS	MIN	FG-FGA	PCT	FT-FTA	PCT	TOT	AST	PF-DQ	PTS	AVG
Carter	81-75	2993	679-1614	.421	259-368	.704	485	349	252-8	1617	20.0
Block	48-48	1558	311-706	.441	236-302	.781	442	94	173-4	858	17.9
Van Arsdale	30-30	1029	195-496	.393	140-168	.833	185	62	101-1	530	17.7
Bridges	10-10	376	47-125	.376	46-65	.708	122	23	35-0	140	14.0
Loughery	32-21	955	169-427	.396	107-130	.823	113	148	104-0	445	13.9
Ellis	69-69	2444	410-929	.441	125-156	.801	744	136	186-2	945	13.7
Leaks	82-63	2530	377-933	.404	144-200	.720	677	95	191-5	898	11.0
Boyd	82-49	2351	362-923	.392	136-200	.680	210	301	184-1	860	10.5
Trapp	39-11	854	168-408	.412	83-112	.741	186	47	140-4	419	10.7
May	26-0	602	128-290	.441	53-62	.855	143	43	80-1	309	11.9
Halliburton	31-0	549	122-280	.436	50-66	.758	82	68	78-1	294	9.5
Greer	38-17	848	91-232	.392	32-39	.821	106	111	76-1	214	5.6
Sorenson	48-0	626	113-248	.456	59-79	.747	173	31	91-0	285	5.9
Schlueter	78-10	1136	166-317	.524	86-123	.699	354	103	166-0	418	5.4
Price	57-5	751	125-301	.415	38-47	.809	117	71	106-0	288	5.1
Awtrrey	3-2	37	3-7	.429	1-4	.250	14	2	8-0	7	2.3
Counts	7-0	47	5-16	.313	0-0	---	16	3	8-0	10	1.4
Green	5-0	32	0-11	.000	3-9	.333	3	0	3-0	3	0.6
Rule	3-0	12	0-1	.000	0-0	---	2	1	2-0	0	0.0
76ERS	82	19730	3471-8264	.420	1598-2130	.750	4174	1688	1984-28	8540	104.1
OPPONENTS	82	19730	3882-8215	.473	1767-2358	.749	4683	2239	1885-21	9531	116.2

1972-73 GAME-BY-GAME RESULTS

DATE	WL	76ERS	OPP	TEAM	DATE	WL	76ERS	OPP	TEAM
10/10	L	89	95	at Chicago	01/09	L	110	126	at Chicago
10/11	L	100	105	Seattle	01/10	L	96	120	Los Angeles
10/13	L	101	104	Buffalo	01/12	L	109	113	Cleveland at Pitt.
10/17	L	114	122	at Buffalo	01/13	L	95	111	Boston
10/21	L	88	111	at New York (NBA)	01/15	L	108	135	at Kansas City
10/23	L	85	105	at Boston	01/16	L	92	108	at Milwaukee
10/25	L	108	113	Cleveland	01/17	L	105	122	Atlanta
10/28	L	92	96	Milwaukee	01/19	L	94	110	Baltimore at Hershey
10/31	L	116	126	at Cleveland	01/21	L	97	108	at Baltimore
11/01	L	104	108	Houston	01/26	L	100	105	at Cleveland
11/03	L	101	114	Kansas City-Omaha	01/28	L	96	101	Buffalo
11/04	L	120	128	at Atlanta	01/30	L	104	105	at Buffalo
11/05	L	113	131	at Milwaukee	01/31	L	115	131	Golden State
11/08	L	107	125	at Kansas City	02/02	L	104	114	at Detroit
11/10	L	106	125	New York (NBA)	02/03	L	100	104	Boston
11/11	W	114	112	Houston at S.A.	02/04	L	115	123	at Boston
11/12	L	108	119	at Phoenix	02/06	L	117	123	Houston at S.A.
11/16	L	106	128	at Golden State	02/09	L	105	116	at Portland
11/17	L	92	105	at Seattle	02/10	L	121	126	at Phoenix
11/19	L	95	135	at Los Angeles	02/11	L	90	108	at Los Angeles
11/24	L	96	105	Buffalo at Hershey	02/14	W	106	104	Milwaukee
11/25	L	106	117	Portland	02/16	W	119	106	Detroit
11/28	W	101	94	at Buffalo	02/17	L	89	107	at New York (NBA)
11/29	L	91	139	New York (NBA)	02/18	W	114	98	New York (NBA)
12/01	L	99	105	Boston	02/23	L	116	138	Houston at S.A.
12/02	L	120	131	at Boston	02/25	W	115	111	Portland
12/06	W	122	117	Kansas City-Omaha	02/28	W	102	96	Baltimore
12/07	L	102	117	Phoenix at Pitt.	03/02	L	107	130	Atlanta
12/08	L	102	118	Chicago	03/04	L	130	138	at Atlanta
12/09	L	109	120	at New York (NBA)	03/07	L	94	120	New York (NBA)
12/12	L	102	123	at Baltimore	03/09	L	84	104	Chicago at Hershey
12/13	L	90	128	Los Angeles	03/10	L	96	106	Seattle
12/16	L	103	126	Buffalo	03/11	L	93	97	Golden State at Pitt.
12/20	L	113	141	at Detroit	03/14	L	114	120	Phoenix
12/22	L	103	116	at Houston	03/17	L	115	120	Baltimore
12/23	L	112	124	Atlanta at Pitt.	03/18	L	118	129	at Baltimore
12/27	L	120	121	Atlanta	03/20	L	105	131	at Cleveland
12/30	L	107	117	Boston at Prov.	03/21	L	109	112	Cleveland
01/02	L	110	114	at Buffalo	03/23	L	112	132	Houston
01/05	L	102	135	at Portland	03/25	L	96	115	Detroit at Pitt.
01/06	L	79	111	at Golden State					
01/07	W	85	82	at Seattle					

** denotes double-overtime





1973-74 SEASON STATISTICS

RECORD: 25-57 (.305) HOME: 14-23 AWAY: 8-30 NEUTRAL: 2-4 4TH ATLANTIC DIVISION

PLAYER	G-GS	MIN	FG-FGA	PCT	FT-FTA	PCT	OFF	DEF	TOT	AST	PF-DQ	STL	BLK	PTS	AVG
Carter	78-78	3044	706-1641	.430	254-358	.709	82	289	371	443	276-4	113	23	1666	21.4
Van Arsdale	78-77	3041	614-1433	.428	298-350	.851	88	305	393	202	300-6	62	3	1526	19.6
Mix	82-82	2969	495-1042	.475	228-288	.792	305	559	864	152	305-9	212	37	1218	14.9
Jones	72-60	1876	263-622	.423	197-235	.838	71	113	184	230	116-0	85	18	723	10.0
Ellis	81-81	2831	326-722	.452	147-196	.750	292	598	890	189	224-2	86	87	799	9.9
Boyd	75-26	1818	286-712	.402	141-195	.723	16	77	93	249	173-1	60	9	713	9.5
Collins	25-0	436	72-194	.371	55-72	.764	7	39	46	40	65-1	13	2	199	8.0
Kimball	75-1	1592	216-456	.474	127-185	.686	185	367	552	73	199-1	49	23	559	7.5
May	56-5	812	152-367	.414	89-102	.873	25	111	136	63	137-0	25	8	393	7.0
Cannon	19-0	335	49-127	.386	19-28	.679	16	20	36	52	48-0	7	4	117	6.2
Bristow	55-0	643	108-270	.400	42-57	.737	68	99	167	92	68-1	29	1	258	4.7
Freeman	35-0	265	39-103	.379	28-41	.683	22	32	54	14	42-0	12	1	106	3.0
Rackley	9-0	68	5-13	.385	8-11	.727	5	17	22	0	11-0	3	4	18	2.0
76ERS	82	19730	3331-7702	.432	1633-2118	.771	1182	2626	3808	1799	1964-25	756	220	8295	101.2
OPPONENTS	82	19730	3600-7685	.468	1617-2066	.783	1311	3107	4418	1930	1991-23	755	446	8817	107.5

1973-74 GAME-BY-GAME RESULTS

DATE	WL	76ERS	OPP	TEAM	DATE	WL	76ERS	OPP	TEAM
10/10	L	88	104	Houston	01/11	W	121	100	Atlanta at Hershey
10/13	L	106	111	Boston	01/12	L	101	108	Los Angeles
10/16	W	106	101	at Houston	01/13	L	94	96	at Cleveland
10/19	L	102	133	at Boston	01/18	L	104	116	Seattle
10/20	L	110	116	at Buffalo	01/20	W	129	112	Buffalo
10/24	W	132	110	Portland	01/22	L	109	119	at Buffalo
10/26	L	92	98	Milwaukee	01/25	L	97	112	at Boston
10/27	L	90	96	at New York (NBA)	01/26	L	98	122	at New York (NBA)
10/28	L	99	119	at Capital	02/01	L	105	106	Boston at Hershey
11/03	L	84	112	Capital	02/02	L	89	105	Chicago
11/07	W	122	115	Phoenix	02/03	L	98	112	Buffalo at Toronto
11/09	W	94	91	New York (NBA)	02/06	L	98	114	Buffalo
11/10	L	97	120	at Atlanta	02/08	W	104	84	Atlanta
11/13	L	83	97	at Houston	02/09	L	75	108	at Capital
11/15	L	94	116	at Phoenix	02/10	W	95	94	Capital
11/17	W	109	106	at Golden State	02/11	W	116	95	at Atlanta
11/18	L	91	95	at Seattle	02/13	L	106	129	Buffalo
11/20	W	109	103	at Kansas City	02/15	W	92	89	Kansas City-Omaha
11/21	W	103	90	at Kansas City	02/17	L	107	118	Detroit
11/23	L	106	111	Golden State	02/20	L	98	115	at Houston
11/25	L	96	105	at Milwaukee	02/22	L	103	104	at Los Angeles
11/28	W	101	96	Chicago	02/23	L	106	125	at Golden State
11/30	L	110	112	at Cleveland	02/24	L	105	115	at Seattle
12/01	W	108	106 *	Houston	02/26	W	118	110	at Portland
12/05	L	75	89	Cleveland	03/01	L	93	110	Cleveland
12/06	L	98	103	at Chicago	03/02	L	99	103	Buffalo
12/07	L	102	113	Kansas City-Omaha	03/06	W	112	99	Capital
12/08	L	92	105	Milwaukee	03/08	L	96	106	Golden State
12/12	L	93	100	Seattle	03/10	W	109	108	New York (NBA)
12/14	W	96	93	at Detroit	03/12	L	101	112	at Capital
12/15	L	89	99	Detroit	03/13	L	100	121	Los Angeles
12/19	W	101	98	at Phoenix	03/15	W	108	101	Phoenix at Hershey
12/21	L	107	116	at Los Angeles	03/16	L	127	146	Boston
12/22	L	105	110	at Portland	03/17	L	99	115	at Cleveland
12/26	L	118	145	at Atlanta	03/19	L	94	103	at Chicago
12/27	L	107	129	at Milwaukee	03/20	L	106	113	Portland
12/29	L	92	112	at New York (NBA)	03/22	L	106	107	Atlanta
12/31	L	97	106	at Boston	03/23	W	97	89	at Detroit
01/02	L	99	101	Houston	03/26	L	90	117	at New York (NBA)
01/04	W	78	75	New York (NBA)	03/27	W	117	108	Boston
01/05	L	102	108 *	Boston at Prov.					
01/09	W	90	86	Cleveland					

* denotes overtime

YEAR-BY-YEAR



1974-75 SEASON STATISTICS

RECORD: 34-48 (.415)

HOME: 20-21

AWAY: 13-24

4TH ATLANTIC DIVISION

PLAYER	G-GS	MIN	FG-FGA	PCT	FT-FTA	PCT	OFF	DEF	TOT	AST	PF-DQ	STL	TO	BLK	PTS	AVG
Carter	77-75	3046	715-1598	.447	256-347	.738	73	267	340	336	257-5	82	-	20	1686	21.9
Cunningham	80-73	2859	609-1423	.428	345-444	.777	130	596	726	442	270-4	91	-	35	1563	19.5
Collins	81-76	2820	561-1150	.488	331-392	.844	104	211	315	213	291-6	108	-	17	1453	17.9
Mix	46-46	1748	280-582	.481	159-205	.776	155	345	500	99	175-6	79	-	21	719	15.6
Van Arsdale	9-6	273	49-116	.422	28-41	.683	7	22	29	16	26-0	13	-	0	126	14.0
Ellis	82-69	2183	287-623	.461	72-99	.727	195	387	582	117	178-1	44	-	55	646	7.9
Boyd	66-13	1362	205-495	.414	55-115	.478	16	73	89	161	134-0	43	-	4	465	7.0
Bristow	72-3	1101	163-393	.415	121-153	.791	111	143	254	99	101-0	25	-	2	447	6.2
Lee	71-35	2279	164-391	.419	87-138	.630	264	423	687	97	260-9	29	-	16	415	5.8
Smith	54-0	538	131-321	.408	21-21	1.000	14	16	30	47	45-0	20	-	3	283	5.2
Norman	12-0	72	23-44	.523	2-3	.667	3	9	12	4	9-0	3	-	1	48	4.0
Durrett	27-0	270	35-88	.398	20-32	.625	21	41	62	10	42-0	4	-	4	90	3.3
Tschogl	39-14	623	53-148	.358	13-22	.591	52	59	111	30	80-2	25	-	25	119	3.1
Wesley	4-0	33	5-9	.556	2-4	.500	4	4	8	1	8-0	0	-	0	12	3.0
Catchings	37-0	528	41-74	.554	16-25	.640	49	104	153	21	82-1	10	-	60	98	2.6
Warbington	5-0	70	4-21	.190	2-2	1.000	2	6	8	16	16-0	0	-	0	10	2.0
76ERS	82	19805	3325-7476	.445	1530-2043	.749	1200	2706	3906	1709	1974-34	576	1593	263	8180	99.8
OPPONENTS	82	19805	3445-7466	.461	1541-1979	.779	1167	2748	3915	1959	2036-26	742	1577	343	8431	102.8

1974-75 GAME-BY-GAME RESULTS

DATE	WL	76ERS	OPP	TEAM	DATE	WL	76ERS	OPP	TEAM
10/18	W	112	99	New Orleans	01/23	L	100	108	at Golden State
10/19	W	99	86	at New York (NBA)	01/24	L	97	119	at Portland
10/22	L	92	125	at Atlanta	01/26	W	103	97	at Los Angeles
10/24	W	102	89	at New Orleans	01/29	W	98	92	New York (NBA)
10/25	L	86	110	at Houston	01/31	L	97	101	Milwaukee
10/30	L	99	104	Phoenix	02/02	W	90	77	Houston
11/01	L	98	114	at Boston	02/03	L	87	100	at Kansas City
11/02	L	94	100	Detroit	02/04	W	111	105 *	at Buffalo
11/06	W	105	90	Chicago	02/05	L	110	113 **	Los Angeles
11/08	W	105	89	Portland	02/07	W	98	95	at Boston
11/10	L	95	109	at Seattle	02/09	W	109	97	Chicago
11/13	L	100	105	at Phoenix	02/12	L	102	105	Cleveland
11/15	L	99	105	at Los Angeles	02/14	W	103	101	Detroit
11/16	W	106	102	at Golden State	02/15	L	101	108	Golden State
11/20	L	95	105	New York (NBA)	02/18	L	85	103	at New Orleans
11/21	L	95	99	at Buffalo	02/21	L	85	103	at Houston
11/23	W	98	96	Boston	02/23	W	114	100	at Seattle
11/26	L	99	103	Buffalo	02/25	L	77	99	at Portland
11/28	L	103	110	at Cleveland	02/28	W	112	111	Seattle
11/29	L	119	121 *	Seattle	03/01	W	100	94	at New York (NBA)
12/01	L	112	117	at Milwaukee	03/02	W	91	87	New York (NBA)
12/04	W	109	105	Kansas City-Omaha	03/05	L	107	116	Boston
12/06	L	88	96	New York (NBA)	03/08	L	92	113	Washington
12/07	W	116	112	Buffalo	03/09	W	113	100	at Washington
12/10	L	91	101	at Buffalo	03/12	W	91	88	Portland
12/11	W	103	96	Houston	03/14	W	108	97	Phoenix
12/13	W	93	89 *	Milwaukee	03/15	W	96	88	at Cleveland
12/14	L	93	100	at Detroit	03/18	L	96	111	at Chicago
12/17	W	113	109	at Boston	03/19	L	115	126	New Orleans
12/18	L	99	131	Boston	03/21	W	114	103	Atlanta
12/20	L	93	94	Golden State	03/22	L	100	104	at Atlanta
12/21	L	101	117	at Washington	03/25	L	103	118	at Buffalo
12/23	W	100	88	Atlanta	03/26	L	98	128	New York (NBA)
12/25	W	104	97	at New York (NBA)	03/28	L	104	115	Buffalo
12/26	L	91	92	at Chicago	04/01	L	95	99	at New York (NBA)
01/03	W	107	95	at Kansas City	04/04	L	97	108	at Buffalo
01/04	L	82	89	at Detroit	04/05	L	97	111	Boston
01/06	W	101	95	Buffalo					
01/08	L	98	106	Los Angeles					
01/10	W	102	94	Kansas City-Omaha					
01/12	L	88	99	at Milwaukee					
01/17	L	92	103	Washington					
01/18	L	106	108	Cleveland					
01/19	L	100	102	at Boston					
01/21	W	101	95	at Phoenix					

* denotes overtime
** denotes double-overtime

YEAR-BY-YEAR





1975-76 SEASON STATISTICS

RECORD: 46-36 (.561)	HOME: 34-7	AWAY: 12-29	3RD ATLANTIC DIVISION
-----------------------------	-------------------	--------------------	------------------------------

PLAYER	G-GS	MIN	FG-FGA	PCT	FT-FTA	PCT	OFF	DEF	TOT	AST	PF-DQ	STL	TO	BLK	PTS	AVG
McGinnis	77-77	2946	647-1552	.417	475-642	.740	260	707	967	359	334-13	198	-	41	1769	23.0
Collins	77-77	2995	614-1196	.513	372-445	.836	126	181	307	191	249-2	110	-	24	1600	20.8
Carter	82-81	2992	665-1594	.417	219-312	.702	113	186	299	372	286-5	137	-	13	1549	18.9
Mix	81-63	3039	421-844	.499	287-351	.818	215	447	662	216	288-6	158	-	29	1129	13.9
Cunningham	20-20	640	103-251	.410	68-88	.773	29	118	147	107	57-1	24	-	10	274	13.7
Free	71-5	1121	239-533	.448	112-186	.602	64	61	125	104	107-0	37	-	6	590	8.3
Bryant	75-3	1203	233-552	.422	92-147	.626	97	181	278	61	165-0	44	-	23	558	7.4
Norman	65-1	818	183-422	.434	20-24	.833	51	50	101	66	87-1	28	-	7	386	5.9
Ellis	29-13	489	61-132	.462	17-28	.607	47	75	122	21	62-0	16	-	9	139	4.8
Lee	79-0	1421	123-282	.436	63-95	.663	164	289	453	59	188-0	23	-	27	309	3.9
Catchings	75-68	1731	103-242	.426	58-96	.604	191	329	520	63	262-6	21	-	164	264	3.5
Jones	16-1	157	19-38	.500	9-13	.692	0	9	9	31	25-0	4	-	0	47	2.9
Dawkins	37-1	165	41-82	.500	8-24	.333	15	34	49	3	40-1	2	-	9	90	2.4
Baskerville	21-0	105	8-26	.308	10-16	.625	13	15	28	3	32-0	6	-	5	26	1.2
Boyd	6-0	33	2-6	.333	1-2	.500	0	2	2	2	5-0	1	-	0	5	0.8
76ERS	82	19855	3462-7752	.447	1811-2469	.733	1385	2684	4069	1658	2187-35	809	1707	367	8735	106.5
OPPONENTS	82	19855	3467-7737	.448	1780-2334	.763	1435	2717	4152	1849	2151-37	730	1781	342	8714	106.3

1975-76 GAME-BY-GAME RESULTS

DATE	W/L	76ERS	OPP	TEAM	DATE	W/L	76ERS	OPP	TEAM
10/24	W	110	103	at Chicago	01/27	L	116	127	at Houston
10/27	W	117	104	Los Angeles	01/29	L	114	123	at Golden State
10/31	L	87	92	Buffalo	01/31	L	105	119	at Phoenix
11/01	L	98	110	at New York (NBA)	02/01	L	82	103	at Los Angeles
11/04	W	121	114	at Buffalo	02/06	L	87	92	Cleveland
11/05	W	115	82	Chicago	02/08	W	100	97	Buffalo
11/07	W	103	99	Phoenix	02/10	W	85	84	at Chicago
11/11	L	81	108	at Milwaukee	02/11	W	118	106	Portland
11/12	L	84	107	Milwaukee	02/13	W	134	109	Houston
11/14	W	119	109	at Boston	02/14	L	97	101	* at New York (NBA)
11/15	W	110	109	*** Washington	02/15	L	82	88	New York (NBA)
11/19	W	113	103	Kansas City	02/17	L	107	125	at Kansas City
11/21	W	131	111	Portland	02/20	L	92	111	at Seattle
11/23	L	111	115	at Atlanta	02/22	L	93	94	at Golden State
11/25	W	109	108	Golden State	02/24	W	106	102	at Portland
11/28	W	113	94	Seattle	02/27	L	114	121	Golden State
11/29	L	98	99	at Houston	02/29	W	130	115	Seattle
11/30	W	113	96	at New Orleans	03/02	L	111	128	at Washington
12/03	W	102	94	New Orleans	03/03	W	123	110	Boston
12/05	W	99	97	New York (NBA)	03/05	W	123	112	Detroit
12/06	W	98	84	at Kansas City	03/06	L	99	105	at Buffalo
12/09	W	100	85	Cleveland	03/10	W	125	108	Phoenix
12/11	W	110	106	at Phoenix	03/12	W	109	107	Atlanta
12/12	L	102	114	at Los Angeles	03/17	W	108	101	Chicago
12/14	L	105	114	at Seattle	03/18	L	104	110	at Cleveland
12/16	W	105	98	at Portland	03/20	L	96	103	* Boston
12/19	W	115	114	* at Detroit	03/21	L	100	108	at Boston
12/20	L	97	111	Boston	03/24	W	118	100	New York (NBA)
12/25	L	103	111	at New York (NBA)	03/27	L	95	109	at Houston
12/26	W	96	95	Buffalo	03/28	L	107	110	at New Orleans
12/27	L	105	130	at Buffalo	03/31	W	107	103	Buffalo
12/30	W	114	108	Detroit	04/02	W	96	94	Washington
01/02	W	112	101	Cleveland	04/04	L	97	101	at Detroit
01/03	L	104	119	at Washington	04/05	W	130	129	* Houston
01/07	W	112	102	Milwaukee	04/07	W	102	99	New Orleans
01/08	L	105	115	at Cleveland	04/09	W	112	108	Kansas City
01/09	W	109	106	Los Angeles	04/10	L	109	123	at Atlanta
01/11	W	118	107	Boston					
01/14	W	100	95	New Orleans					
01/16	L	110	118	at Boston					
01/17	L	103	105	at Washington					
01/20	W	111	108	at Milwaukee					
01/23	L	92	104	at New York (NBA)					
01/24	W	130	116	Atlanta					
01/25	W	112	109	at Atlanta					

* denotes overtime

*** denotes triple-overtime

YEAR-BY-YEAR



1976-77 SEASON STATISTICS

RECORD: 50-32 (.610)	HOME: 32-9	AWAY: 18-23	1ST ATLANTIC DIVISION													
PLAYER	G-GS	MIN	FG-FGA	PCT	FT-FTA	PCT	OFF	DEF	TOT	AST	PF-DQ	STL	TO	BLK	PTS	AVG
Erving	82-77	2940	685-1373	.499	400-515	.777	192	503	695	306	251-1	159	-	113	1770	21.6
McGinnis	79-78	2769	659-1439	.458	372-546	.681	324	587	911	302	299-4	163	-	37	1690	21.4
Collins	58-47	2037	426-823	.518	210-250	.840	64	131	195	271	174-2	70	-	15	1062	18.3
Free	78-37	2253	467-1022	.457	334-464	.720	97	140	237	266	207-2	75	-	25	1268	16.3
Mix	75-9	1958	288-551	.523	215-263	.817	127	249	376	152	167-0	90	-	20	791	10.5
Bibby	81-80	2639	302-702	.430	221-282	.784	86	187	273	356	200-2	108	-	5	825	10.2
Carter	14-0	237	43-101	.426	10-19	.526	10	14	24	21	29-0	11	-	2	96	6.9
Jones	82-57	2023	215-424	.507	64-116	.552	190	476	666	92	301-3	43	-	200	494	6.0
Dawkins	59-0	684	135-215	.628	40-79	.506	59	171	230	24	129-1	12	-	49	310	5.3
Dunleavy	32-0	359	60-145	.414	34-45	.756	10	24	34	56	64-1	13	-	2	154	4.8
Bryant	61-0	612	107-240	.446	53-70	.757	45	72	117	48	84-1	36	-	13	267	4.4
Barnett	16-0	231	28-64	.438	10-18	.556	7	7	14	23	28-0	4	-	0	66	4.1
Catchings	53-25	864	62-123	.504	33-47	.702	64	170	234	30	130-1	23	-	78	157	3.0
Furlow	32-0	174	34-100	.340	16-18	.889	18	21	39	19	11-0	7	-	2	84	2.6
76ERS	82	19780	3511-7322	.480	2012-2732	.736	1293	2752	4045	1966	2074-18	814	1915	561	9034	110.2
OPPONENTS	82	19780	3575-7920	.451	1561-2074	.753	1416	2448	3864	2012	2232-44	823	1769	371	8711	106.2

1976-77 GAME-BY-GAME RESULTS

DATE	W/L	76ERS	OPP	TEAM	DATE	W/L	76ERS	OPP	TEAM
10/22	L	118	121	San Antonio	01/28	L	104	117	at Los Angeles
10/23	L	105	108	at Buffalo	01/30	W	107	101	at Denver
10/26	W	111	101	at New Orleans	02/01	L	109	110	at Indiana
10/27	W	116	94	at Houston	02/02	W	138	116	Detroit
10/30	W	104	80	New York Nets	02/04	L	112	113	New York Nets
11/04	W	101	96	at Golden State	02/06	W	102	97	Los Angeles
11/05	L	104	146	at Portland	02/08	L	89	99	at Buffalo
11/07	L	91	98	at Seattle	02/09	W	107	104	Milwaukee
11/10	W	103	88	Chicago	02/11	W	118	109	Indiana
11/12	W	143	104	Washington	02/16	W	117	113	Buffalo
11/13	W	114	109	at Washington	02/18	L	96	102	Phoenix
11/17	L	117	123	Indiana	02/20	W	112	111	Cleveland
11/19	W	100	95	New Orleans	02/25	L	102	104	at Los Angeles
11/20	W	123	106	at Atlanta	02/27	W	93	85	at Seattle
11/23	W	116	102	Boston	03/01	L	107	108	at Portland
11/24	L	117	118	at Detroit	03/03	L	119	121 *	at Golden State
11/26	W	114	103	New York Knicks	03/05	W	117	114	at New York Knicks
11/27	L	104	111	at Cleveland	03/06	L	102	110	New York Knicks
11/28	L	89	101	at Kansas City	03/08	L	98	99	at Atlanta
12/01	W	114	102	Denver	03/09	W	129	125 **	Denver
12/03	L	112	121	Seattle	03/11	W	126	122	Seattle
12/08	W	123	102	Buffalo	03/13	L	102	106	Chicago
12/11	W	108	107	Portland	03/15	W	133	102	at Cleveland
12/12	W	107	102	at Milwaukee	03/16	W	109	100	Atlanta
12/14	L	88	101	at Chicago	03/18	W	124	104	Houston
12/15	W	97	87	Phoenix	03/20	W	111	104	at New York Nets
12/17	L	114	117	Golden State	03/23	L	120	128	Golden State
12/18	W	97	93	at Indiana	03/25	W	113	110	San Antonio
12/21	L	94	108	at Denver	03/27	W	128	116	Portland
12/25	W	105	104	at New York Knicks	03/29	W	119	113	at Chicago
12/28	L	116	127	at San Antonio	03/30	W	115	112	Detroit
12/29	L	91	93	at Houston	04/01	W	111	105 *	Kansas City
01/02	W	139	110	at New York Nets	04/03	L	90	96	at Boston
01/05	W	117	94	Los Angeles	04/05	W	119	109	at New Orleans
01/07	W	116	96	Cleveland	04/06	L	109	131	at San Antonio
01/08	L	106	111	at Milwaukee	04/08	L	112	116	at Detroit
01/11	W	117	115	at Kansas City	04/09	W	125	93	Washington
01/12	W	102	97	Houston	04/10	L	121	131	at Washington
01/14	W	111	106	Kansas City					
01/16	W	97	76	New Orleans					
01/19	W	114	94	Atlanta					
01/22	W	109	94	Boston					
01/23	W	91	83	at Boston					
01/27	L	94	111	at Phoenix					

* denotes overtime
** denotes double-overtime

YEAR-BY-YEAR





1977-78 SEASON STATISTICS

RECORD: 55-27 (.671)

HOME: 37-4

AWAY: 18-23

1ST ATLANTIC DIVISION

PLAYER	G-GS	MIN	FG-FGA	PCT	FT-FTA	PCT	OFF	DEF	TOT	AST	PF-DQ	STL	TO	BLK	PTS	AVG
Erving	74-68	2429	611-1217	.502	306-362	.845	179	302	481	279	207-0	135	238	97	1528	20.6
McGinnis	78-76	2533	588-1270	.463	411-574	.716	282	528	810	294	287-6	137	312	27	1587	20.3
Collins	79-77	2770	643-1223	.526	267-329	.812	87	143	230	320	228-2	128	250	25	1553	19.7
Free	76-5	2050	390-857	.455	411-562	.731	92	120	212	306	199-0	68	200	41	1191	15.7
Dawkins	70-11	1722	332-577	.575	156-220	.709	117	438	555	85	268-5	34	123	125	820	11.7
Mix	82-20	1819	291-560	.520	175-220	.795	96	201	297	174	158-1	87	131	3	757	9.2
Bibby	82-82	2518	286-659	.434	171-219	.781	62	189	251	464	207-0	91	153	6	743	9.1
Bryant	81-0	1236	190-436	.436	111-144	.771	103	177	280	129	185-1	56	115	24	491	6.1
Jones	80-69	1636	169-359	.471	96-153	.627	165	405	570	92	281-4	26	128	127	434	5.4
McClain	29-0	293	42-96	.438	7-10	.700	9	28	37	34	36-0	16	22	4	91	3.1
Catchings	61-2	748	70-178	.393	34-55	.618	105	145	250	34	124-1	20	44	67	174	2.9
Mosley	6-0	21	5-13	.385	3-7	.429	0	5	5	2	5-0	0	5	0	13	2.2
Dunleavy	4-0	17	3-7	.429	2-2	1.000	0	1	1	6	0-0	1	3	0	8	2.0
Washington	14-0	38	8-19	.421	3-6	.500	2	12	14	1	3-0	1	10	2	19	1.4
76ERS	82	19830	3628-7471	.486	2153-2863	.752	1299	2694	3993	2220	2188-20	800	1752	548	9409	114.7
OPPONENTS	82	19830	3592-7788	.461	1803-2435	.740	1363	2473	3836	2095	2287-50	823	1708	346	8987	109.6

1977-78 GAME-BY-GAME RESULTS

DATE	W/L	76ERS	OPP	TEAM	DATE	W/L	76ERS	OPP	TEAM
10/19	W	113	96	Detroit	01/29	W	118	117	at Denver
10/22	L	103	104 *	New Orleans	02/01	W	104	101	Denver
10/25	W	112	104	Kansas City	02/03	W	116	104	Indiana
10/28	L	94	98	at Portland	02/07	L	106	108	at Chicago
10/29	L	110	113	at Golden State	02/08	W	117	104	New Orleans
11/02	L	102	103	Chicago	02/10	L	110	116	at Buffalo
11/04	W	107	104	at New Jersey	02/12	W	109	99	Seattle
11/05	W	132	101	Denver	02/14	W	119	116	at Indiana
11/09	W	130	107	New Jersey	02/15	W	116	113	at Detroit
11/11	W	127	119	New York	02/17	W	125	116	San Antonio
11/12	L	98	116	at Washington	02/19	W	120	110	New Jersey
11/15	W	114	93	at Atlanta	02/21	W	127	114	at Cleveland
11/16	W	101	96	Seattle	02/25	L	115	124	at Denver
11/18	W	121	112	at Boston	02/26	L	97	99	at Seattle
11/19	W	111	100	Milwaukee	02/28	L	92	113	at Portland
11/22	W	105	99	Houston	03/01	W	125	119	at Golden State
11/23	W	106	105	at Detroit	03/03	L	95	96	at Los Angeles
11/25	W	125	119 *	Golden State	03/05	W	104	92	at Phoenix
11/26	W	112	107	at Buffalo	03/08	W	108	97	Atlanta
11/29	W	129	117	at San Antonio	03/10	W	120	109	Boston
11/30	W	117	114	at New Orleans	03/12	W	105	103	at Boston
12/03	L	116	120 *	at Houston	03/15	W	113	93	Los Angeles
12/07	W	122	100	Portland	03/17	W	123	112	Kansas City
12/09	W	120	116	San Antonio	03/18	W	141	127	at New York
12/10	L	108	114 *	at Indiana	03/19	W	125	118	New York
12/13	L	117	129	at Milwaukee	03/22	L	108	120	at Kansas City
12/14	L	99	108	Atlanta	03/24	W	131	122	Milwaukee
12/16	L	110	115	at Chicago	03/26	W	116	100	Portland
12/17	W	129	116	Cleveland	03/29	W	149	118	Buffalo
12/21	W	125	119	Phoenix	03/31	L	110	111 *	at Atlanta
12/25	L	110	113	at New York	04/01	L	112	116	at Houston
12/28	W	129	125 *	Chicago	04/02	L	107	111	at San Antonio
12/30	W	126	119	Washington	04/04	L	119	120	at New Orleans
01/04	W	108	93	Cleveland	04/05	W	126	115	Detroit
01/06	W	123	110	Los Angeles	04/07	L	118	127	Indiana
01/08	W	94	91	Boston	04/08	W	131	114	Washington
01/10	W	95	80	Houston	04/09	L	113	123	at Washington
01/13	W	118	93	Buffalo					
01/14	W	136	120	at New Jersey					
01/18	W	126	106	at Kansas City					
01/19	L	109	117	at Cleveland					
01/22	W	99	87	Golden State					
01/24	L	102	117	at Los Angeles					
01/25	W	128	125	at Seattle					
01/27	L	101	110	at Phoenix					

* denotes overtime

YEAR-BY-YEAR



1978-79 SEASON STATISTICS

RECORD: 47-35 (.573)

HOME: 31-10

AWAY: 16-25

2ND ATLANTIC DIVISION

PLAYER	G-GS	MIN	FG-FGA	PCT	FT-FTA	PCT	OFF	DEF	TOT	AST	PF-DQ	STL	TO	BLK	PTS	AVG
Erving	78-76	2802	715-1455	.491	373-501	.745	198	366	564	357	207-0	133	315	100	1803	23.1
Collins	47-44	1595	358-717	.499	201-247	.814	36	87	123	191	139-1	52	131	20	917	19.5
Money	23-0	545	119-217	.548	34-54	.630	15	22	37	82	70-2	13	69	2	272	11.8
Dawkins	78-12	2035	430-831	.517	158-235	.672	123	508	631	128	295-5	32	197	143	1018	13.1
Bibby	82-38	2538	368-869	.423	266-335	.794	72	172	244	371	199-0	72	197	7	1002	12.2
B. Jones	80-78	2304	378-704	.537	209-277	.755	199	332	531	201	245-2	107	165	96	965	12.1
Mix	74-1	1269	265-493	.538	161-201	.801	109	184	293	121	112-0	57	100	16	691	9.3
C. Jones	78-75	2171	302-637	.474	121-162	.747	177	570	747	151	303-10	39	156	157	725	9.3
Cheeks	82-82	2409	292-572	.510	101-140	.721	63	191	254	431	198-2	174	193	12	685	8.4
Bryant	70-0	1064	205-478	.429	123-170	.724	96	163	259	103	171-1	49	114	9	533	7.6
Redmond	4-0	23	1-12	.083	0-0	---	0	1	1	1	3-0	0	1	0	2	0.5
Skinner	22-0	309	36-89	.404	27-32	.844	15	29	44	40	61-2	18	34	1	99	4.5
Simpson	36-0	452	87-196	.444	28-40	.700	16	19	35	58	27-0	25	47	1	202	5.6
Catchings	25-4	289	28-68	.412	13-17	.765	30	68	98	18	42-1	8	37	35	69	2.8
76ERS	82	19805	3584-7338	.488	1815-2411	.753	1149	2712	3861	2253	2072-26	779	1771	599	8983	109.5
OPPONENTS	82	19805	3542-7626	.464	1747-2331	.749	1252	2506	3758	2094	2128-35	795	1627	353	8831	107.7

1978-79 GAME-BY-GAME RESULTS

DATE	W/L	76ERS	OPP	TEAM	DATE	W/L	76ERS	OPP	TEAM
10/13	W	110	102	Los Angeles	01/26	W	105	96	at Golden State
10/18	L	111	121	Washington	01/28	L	94	116	at Portland
10/20	W	126	117	at Detroit	01/31	L	106	108	Golden State
10/21	W	130	111	New Orleans	02/01	W	128	105	at Chicago
10/25	W	118	117	Atlanta	02/02	L	101	105	New York
10/28	W	101	99	at Houston	02/07	W	114	103	Detroit
11/01	W	116	115	San Antonio	02/09	W	117	106	San Diego
11/03	W	118	103	Milwaukee	02/11	W	107	99	Washington
11/08	W	123	117	New Jersey	02/14	L	106	108	Kansas City
11/10	W	123	122	at Washington	02/15	L	100	113	at Cleveland
11/11	W	135	112	Detroit	02/16	L	104	119	at Kansas City
11/14	L	108	124	at New Jersey	02/18	W	110	107	* Milwaukee
11/15	W	109	103	* Denver	02/21	L	99	106	* at Detroit
11/17	W	95	94	Phoenix	02/23	L	116	117	at San Diego
11/18	L	116	124	at Atlanta	02/25	W	119	111	at Denver
11/21	L	105	115	Golden State	02/27	L	115	118	at Portland
11/24	W	134	120	San Diego	02/28	L	93	97	at Seattle
11/25	L	126	127	at Milwaukee	03/02	L	111	126	at Los Angeles
11/28	L	103	107	at New Orleans	03/04	L	94	119	at Phoenix
11/29	W	120	114	* at San Antonio	03/06	L	91	94	at Atlanta
12/02	L	97	100	Seattle	03/07	W	114	107	Boston
12/05	L	91	96	at Chicago	03/09	L	113	119	at Milwaukee
12/06	W	114	106	at Kansas City	03/11	L	103	104	at New Jersey
12/09	L	107	115	at Cleveland	03/14	L	96	99	Seattle
12/13	W	120	100	Kansas City	03/16	W	114	106	Indiana
12/15	W	91	84	Houston	03/17	L	101	103	at New York
12/17	W	103	96	at Los Angeles	03/18	W	106	90	New York
12/19	W	124	113	at San Diego	03/20	W	124	120	at San Antonio
12/20	L	81	85	at Golden State	03/21	W	114	108	at Houston
12/22	W	103	95	at Seattle	03/23	W	110	98	New Jersey
12/25	W	109	94	at New York	03/25	L	94	103	at Boston
12/27	W	122	110	Indiana	03/27	W	100	97	at Washington
12/29	W	113	107	Atlanta	03/28	W	112	96	Chicago
12/30	L	94	100	San Antonio	03/30	W	129	93	Cleveland
01/03	W	111	98	Chicago	04/01	W	112	111	Los Angeles
01/05	L	96	123	at Indiana	04/04	W	121	120	Houston
01/06	L	139	143	* Phoenix	04/06	L	118	136	at Indiana
01/10	W	123	112	New Orleans	04/08	W	112	111	Denver
01/12	L	89	100	at New Orleans					
01/14	W	112	106	Portland					
01/17	W	107	94	Cleveland					
01/20	L	102	108	Boston					
01/21	W	91	87	at Boston					
01/24	L	94	101	at Phoenix					

* denotes overtime





1979-80 SEASON STATISTICS

RECORD: 59-23 (.720)

HOME: 36-5

AWAY: 23-18

2ND ATLANTIC DIVISION

PLAYER	G-GS	MIN	FG-FGA	PCT	FT-FTA	PCT	OFF	DEF	TOT	AST	PF-DQ	STL	TO	BLK	PTS	AVG
Erving	78-78	2812	838-1614	.519	420-534	.787	215	361	576	355	208-0	170	284	140	2100	26.9
Dawkins	80-80	2541	494-946	.522	190-291	.653	197	496	693	149	328-8	49	230	142	1178	14.7
Collins	36-17	963	191-410	.466	113-124	.911	29	65	94	100	76-0	30	82	7	495	13.8
B. Jones	81-3	2125	398-748	.532	257-329	.781	152	298	450	146	223-3	102	146	118	1053	13.0
Mix	81-5	1543	363-703	.516	207-249	.831	114	176	290	149	114-0	67	132	9	937	11.6
Cheeks	79-79	2623	357-661	.540	180-231	.779	75	199	274	556	197-1	183	216	32	898	11.4
Hollins	27-26	796	130-313	.415	67-87	.770	24	45	69	112	68-0	46	68	9	329	12.2
Bibby	82-8	2035	251-626	.401	226-286	.790	65	143	208	307	161-0	62	147	6	739	9.0
C. Jones	80-80	2771	232-532	.436	124-178	.697	219	731	950	164	298-5	43	218	162	588	7.4
Richardson	52-34	988	159-348	.457	28-45	.622	55	68	123	107	97-0	24	64	15	347	6.7
Money	6-0	82	14-36	.389	2-2	1.000	3	4	7	16	11-0	0	12	1	30	5.0
Spanarkel	40-0	442	72-153	.471	54-65	.831	27	27	54	51	58-0	12	57	6	198	5.0
Toone	23-0	124	23-64	.359	8-10	.800	12	22	34	12	20-0	4	16	5	55	2.4
Skinner	2-0	10	1-2	.500	0-0	---	0	0	0	2	1-0	0	2	0	2	1.0

76ERS 82 19855 3523-7156 .492 1876-2431 .772 1187 2635 3822 2226 1860-17 792 1708 652 8949 109.1

OPPONENTS 82 19855 3444-7561 .455 1640-2145 .765 1318 2352 3670 2089 2100-39 876 1561 388 8603 104.9
 3-PT FG: 76ERS 27-125 (.216), Erving 4-20 (.200), Dawkins 0-6 (.000), Collins 0-1 (.000), B. Jones 0-3 (.000), Mix 4-10 (.400), Cheeks 4-9 (.444), Hollins 2-10 (.200), Bibby 11-52 (.212), C. Jones 0-2 (.000), Richardson 1-3 (.333), Spanarkel 0-2 (.000), Toone 1-7 (.143), OPPONENTS 75-277 (.271)

1979-80 GAME-BY-GAME RESULTS

DATE	WL	76ERS	OPP	TEAM	DATE	WL	76ERS	OPP	TEAM
10/12	W	93	92	at Washington	01/18	W	112	105	at New Jersey
10/13	W	113	105	Houston	01/19	W	111	107	Cleveland
10/17	W	113	88	at New Jersey	01/23	W	118	93	at Denver
10/19	W	112	104	Detroit	01/25	L	103	124	at Los Angeles
10/20	W	136	111	at New York	01/27	L	118	125	at Phoenix
10/24	W	132	110	Indiana	01/28	L	101	107	at Utah
10/26	W	127	116	New York	01/30	W	121	108	Detroit
10/27	W	112	106	at Cleveland	01/31	W	110	105	at Houston
10/31	L	97	102	at Atlanta	02/05	W	109	108	at Indiana
11/02	L	81	85	Atlanta	02/06	L	110	129	at Boston
11/03	W	120	114 **	at Indiana	02/08	L	94	109	Seattle
11/06	W	118	117 *	at Milwaukee	02/10	W	105	104	Los Angeles
11/07	W	110	102	Kansas City	02/13	W	107	85	Utah
11/09	L	98	106	at Detroit	02/15	W	114	104	at Detroit
11/10	W	95	94	Boston	02/16	W	100	92	Chicago
11/13	L	103	110	at Kansas City	02/17	W	115	100	Cleveland
11/16	L	105	106	San Antonio	02/21	L	99	104	at San Diego
11/17	L	103	106 *	at Chicago	02/24	W	103	100	at Golden State
11/20	W	118	114	at San Antonio	02/26	W	98	96	at Portland
11/21	L	94	97	at Houston	02/27	W	101	98 *	at Seattle
11/23	W	113	102	Houston	02/29	W	104	103	Denver
11/24	W	91	82	New Jersey	03/02	W	144	99	Golden State
11/26	W	113	112	Indiana	03/05	W	120	113	Indiana
11/28	W	120	102	Washington	03/07	L	92	111	at Boston
11/30	W	104	101	San Diego	03/09	W	134	118	at San Antonio
12/01	W	117	105	Cleveland	03/11	W	102	97 *	at Atlanta
12/05	W	132	120	San Antonio	03/12	W	105	98	Washington
12/08	W	117	96	Phoenix	03/14	L	94	104	at Indiana
12/12	W	112	91	Milwaukee	03/16	L	109	123	at Cleveland
12/14	L	98	103	Atlanta	03/17	W	123	109	Detroit
12/15	L	96	112	at Atlanta	03/19	L	99	105	San Antonio
12/18	W	114	102	at Detroit	03/20	L	113	119 *	at Washington
12/19	L	89	112	at Boston	03/21	W	108	99	New Jersey
12/21	W	117	106	Houston	03/23	W	112	108	New York
12/22	W	126	113	Boston	03/26	W	84	81	Atlanta
12/25	W	95	92	at Washington	03/27	W	103	101	at New York
12/27	W	118	114	at San Antonio	03/28	L	92	99	at New Jersey
12/29	L	100	104	at Houston	03/30	W	116	110	Boston
01/03	W	109	108	at Cleveland					
01/08	W	111	108	at New York					
01/09	W	108	105	New Jersey					
01/11	W	119	106	Washington					
01/13	W	126	112	New York					
01/16	W	121	110	Portland					

* denotes overtime

** denotes double-overtime

YEAR-BY-YEAR



1980-81 SEASON STATISTICS

RECORD: 62-20 (.756)

HOME: 37-4

AWAY: 25-16

1ST ATLANTIC DIVISION (TIED)

PLAYER	G-GS	MIN	FG-FGA	PCT	FT-FTA	PCT	OFF	DEF	TOT	AST	PF-DQ	STL	TO	BLK	PTS	AVG
Erving	82-82	2874	794-1524	.521	422-536	.787	244	413	657	364	233-0	173	266	147	2014	24.6
Dawkins	76-76	2088	423-697	.607	219-304	.720	106	439	545	109	316-9	38	220	112	1065	14.0
B. Jones	81-0	2046	407-755	.539	282-347	.813	142	293	435	226	226-2	95	149	74	1096	13.5
Toney	75-57	1768	399-806	.495	161-226	.712	32	111	143	273	234-5	59	219	10	968	12.9
Collins	12-12	329	62-126	.492	24-29	.828	6	23	29	42	23-0	7	22	4	148	12.3
Mix	72-1	1327	288-575	.501	200-240	.833	105	159	264	114	107-0	59	88	18	776	10.8
Hollins	82-13	2154	327-696	.470	125-171	.731	47	144	191	352	205-2	104	207	18	781	9.5
Cheeks	81-81	2415	310-581	.534	140-178	.787	67	178	245	560	231-1	193	174	39	763	9.4
C. Jones	81-81	2639	218-485	.449	148-193	.767	200	613	813	122	271-2	53	168	134	584	7.2
Richardson	77-1	1313	227-464	.489	84-108	.778	83	93	176	152	102-0	36	110	10	538	7.0
Johnson	40-0	372	87-158	.551	27-31	.871	8	47	55	30	45-0	20	25	2	202	5.1
Cureton	52-6	528	93-205	.454	33-64	.516	51	104	155	25	68-0	20	29	23	219	4.2
Davis	1-0	2	1-1	1.000	0-0	---	0	1	1	0	0-0	0	0	0	2	2.0
76ERS	82	19855	3636-7073	.514	1865-2427	.768	1091	2618	3709	2369	2061-21	857	1702	591	9156	111.7
OPPONENTS	82	19855	3307-7337	.451	1850-2487	.744	1286	2287	3573	2033	2044-32	818	1642	379	8512	103.8

3-PT FG: 76ERS 19-84 (.226), Erving 4-18 (.222), B. Jones 0-3 (.000), Toney 9-29 (.310), Mix 0-3 (.000), Hollins 2-15 (.133), Cheeks 3-8 (.375), Richardson 0-1 (.000), Johnson 1-6 (.167), Cureton 0-1 (.000), OPPONENTS 48-200 (.240).

1980-81 GAME-BY-GAME RESULTS

DATE	WL	76ERS	OPP	TEAM	DATE	WL	76ERS	OPP	TEAM
10/10	L	103	106	Milwaukee	01/14	W	110	105	New Jersey
10/11	W	126	120	at Washington	01/15	L	110	113	at Milwaukee
10/14	L	93	113	at New York	01/16	W	137	119	Cleveland
10/15	W	119	111	at New Jersey	01/18	W	113	92	Seattle
10/18	W	117	101	Washington	01/20	L	75	83	at Detroit
10/22	W	94	93	at Detroit	01/21	W	118	104	Indiana
10/25	W	113	100	at Atlanta	01/22	W	128	116	at Washington
10/28	W	119	101	at Cleveland	01/25	W	98	93	Phoenix
10/29	W	115	102	Chicago	01/28	L	101	104	at Boston
10/31	W	107	96	Atlanta	02/03	W	97	93	at Atlanta
11/01	W	117	113	* Boston	02/04	W	107	104	Boston
11/05	W	107	103	Detroit	02/06	W	129	113	San Diego
11/07	W	117	100	Kansas City	02/08	W	102	99	Los Angeles
11/09	W	136	121	at Milwaukee	02/11	W	122	120	* Cleveland
11/11	W	121	80	at Chicago	02/13	L	102	104	Washington
11/12	L	113	125	New York	02/15	W	116	98	Atlanta
11/13	W	130	103	at Indiana	02/18	W	111	97	Detroit
11/15	W	115	108	New Jersey	02/19	L	108	129	at Washington
11/18	W	113	99	at New York	02/20	W	117	109	Dallas
11/19	W	110	101	Golden State	02/22	L	110	116	at Phoenix
11/21	W	97	88	Indiana	02/25	W	107	95	at San Diego
11/22	W	108	101	at San Antonio	02/27	W	87	83	at Utah
11/25	W	108	92	at Dallas	03/01	L	107	114	at Boston
11/26	W	101	100	at Houston	03/04	L	100	111	Chicago
11/28	W	116	103	Portland	03/06	W	131	112	Denver
11/29	W	113	93	Utah	03/08	W	123	100	Milwaukee
12/02	L	108	112	* at Atlanta	03/10	W	103	102	at Indiana
12/03	W	104	98	New York	03/11	W	115	95	New York
12/05	W	104	100	Atlanta	03/13	L	104	120	at Milwaukee
12/09	W	96	83	at Cleveland	03/15	L	109	120	at New York
12/10	W	113	100	Chicago	03/17	L	120	126	* at New Jersey
12/12	W	95	79	Washington	03/18	W	107	95	Indiana
12/14	W	114	107	at New Jersey	03/20	L	108	120	at Chicago
12/16	W	109	107	at Indiana	03/22	W	126	94	Boston
12/17	W	103	79	Cleveland	03/25	W	114	75	Detroit
12/19	W	122	107	New Jersey	03/27	W	138	117	at Cleveland
12/26	W	113	103	at Kansas City	03/29	L	94	98	at Boston
12/27	L	121	125	at Denver					
12/28	L	116	122	at Los Angeles					
12/30	L	108	109	at Portland					
01/02	W	120	117	* at Seattle					
01/03	W	119	105	at Golden State					
01/07	W	135	102	San Antonio					
01/09	W	107	94	Houston					
01/10	W	117	102	at Chicago					

* denotes overtime
 ** denotes double-overtime

YEAR-BY-YEAR





1981-82 SEASON STATISTICS

RECORD: 58-24 (.707)

HOME: 32-9

AWAY: 26-15

2ND ATLANTIC DIVISION

PLAYER	G-GS	MIN	FG-FGA	PCT	FT-FTA	PCT	OFF	DEF	TOT	AST	PF-DQ	STL	TO	BLK	PTS	AVG
Erving	81-81	2789	780-1428	.546	411-539	.763	220	337	557	319	229-1	161	214	141	1974	24.4
Toney	77-1	1909	511-979	.522	227-306	.742	43	91	134	283	269-5	64	214	17	1274	16.5
B. Jones	76-73	2181	416-737	.564	263-333	.790	109	284	393	189	211-3	99	145	112	1095	14.4
Cheeks	79-79	2498	352-676	.521	171-220	.777	51	197	248	667	247-0	209	184	33	881	11.2
Hollins	81-81	2257	380-797	.477	132-188	.702	35	152	187	316	198-1	103	146	20	894	11.0
Dawkins	48-36	1124	207-367	.564	114-164	.695	68	237	305	55	193-5	19	96	55	528	11.0
Bantom	43-1	979	156-306	.510	67-114	.588	87	139	226	46	133-0	25	64	37	380	8.8
C. Jones	81-47	2446	231-465	.497	179-219	.817	164	544	708	100	301-3	38	155	146	641	7.9
Mix	75-0	1235	202-399	.506	136-172	.791	92	133	225	93	86-0	42	67	17	541	7.2
Cureton	66-8	956	149-306	.487	51-94	.543	90	180	270	32	142-0	31	44	27	349	5.3
Richardson	77-0	1040	140-310	.452	69-88	.784	55	63	118	109	109-0	36	79	9	351	4.6
Edwards	42-3	291	65-150	.433	20-27	.741	10	17	27	45	37-0	16	24	5	150	3.6
Johnson	26-0	150	27-54	.500	6-7	.857	7	15	22	10	28-0	13	13	3	61	2.3

76ERS 82 19855 3616-6974 .518 1846-2471 .747 1031 2389 3420 2264 2183-18 856 1474 622 9119 111.2

OPPONENTS 82 19855 3371-7083 .476 1852-2496 .742 1289 2344 3633 1965 2216-44 702 1615 470 8649 105.5

3-PT FG: 76ERS 41-139 (.295), Erving 3-11 (.273), Toney 25-59 (.424), B. Jones 0-3 (.000), Cheeks 6-22 (.273), Hollins 2-16 (.125), Dawkins 0-2 (.000), Bantom 1-3 (.333), C. Jones 0-3 (.000), Mix 1-4 (.250), Cureton 0-2 (.000), Richardson 2-2 (1.000), Edwards 0-9 (.000), Johnson 1-3 (.333), OPPONENTS 55-212 (.259).

1981-82 GAME-BY-GAME RESULTS

DATE	WL	76ERS	OPP	TEAM
10/30	W	128	104	Cleveland
10/31	W	108	106	at Atlanta
11/03	W	112	99	at Washington
11/04	W	107	99	Indiana
11/06	L	99	106	Atlanta
11/10	W	95	93	at Detroit
11/11	W	117	90	Chicago
11/13	W	105	85	Kansas City
11/14	W	109	102	at New York
11/18	W	102	100	Milwaukee
11/20	W	99	94	at Cleveland
11/21	W	135	106	Houston
11/27	W	124	112 *	at Indiana
11/28	W	116	103	Detroit
12/01	W	107	98	at Atlanta
12/02	L	101	106	San Antonio
12/04	L	103	111	at Boston
12/05	W	114	105	at New Jersey
12/09	W	137	109	Denver
12/11	W	131	113	Cleveland
12/12	W	117	114 *	at Chicago
12/13	L	108	127	at Milwaukee
12/16	L	115	117	New York
12/19	W	123	118 *	Boston
12/22	W	112	105	at New York
12/27	L	96	99	at Phoenix
12/29	W	142	135	at Golden State
12/30	W	102	99	at Seattle
01/01	W	120	105	at Portland
01/02	W	109	107	at Utah
01/05	L	101	124	at Detroit
01/06	W	126	112	Washington
01/08	L	90	96	at Boston
01/09	L	113	120	New Jersey
01/12	W	95	92	at Washington
01/13	L	107	111	Milwaukee
01/15	L	90	96	Atlanta
01/17	L	97	105	at New Jersey
01/20	W	115	110	Portland
01/22	W	112	105	at Indiana
01/23	W	100	87	Seattle
01/26	L	95	103	at San Antonio
01/27	W	99	86	at Dallas
01/28	L	101	109	at Houston
02/03	W	122	96	Washington

DATE	WL	76ERS	OPP	TEAM
02/05	W	116	112	New Jersey
02/07	W	123	107	Chicago
02/10	W	102	96	Indiana
02/13	W	114	107	at New York
02/14	W	117	105	New York
02/17	W	114	109	Dallas
02/19	W	132	117	Utah
02/21	W	109	102	Phoenix
02/23	W	115	101	at San Diego
02/26	L	114	116 **	at Los Angeles
02/27	L	125	134	at Denver
03/02	L	109	112	at Chicago
03/03	W	125	107	San Diego
03/05	W	89	80	Atlanta
03/07	W	119	113	Los Angeles
03/10	W	134	114	Golden State
03/14	W	128	114	at Kansas City
03/16	L	91	106	at Milwaukee
03/17	W	102	93	Washington
03/19	W	112	95	Indiana
03/21	L	111	123	Boston
03/24	L	106	111	New Jersey
03/25	L	98	100	at Detroit
03/26	W	115	111	at Cleveland
03/28	W	116	98	at Boston
03/30	L	114	116 *	at Milwaukee
03/31	W	99	98	Chicago
04/02	W	135	115	Cleveland
04/04	W	127	106	New York
04/06	W	117	104	at Chicago
04/07	W	116	113	at New Jersey
04/09	L	88	103	at Atlanta
04/11	L	109	110 *	Boston
04/13	W	93	89	at Indiana
04/14	W	119	111	Detroit
04/16	W	100	96	at Washington
04/18	W	110	86	Milwaukee

* denotes overtime
** denotes double-overtime

YEAR-BY-YEAR



1982-83 SEASON STATISTICS

RECORD: 65-17 (.793)

HOME: 35-6

AWAY: 30-11

1ST ATLANTIC DIVISION

PLAYER	G-GS	MIN	FG-FGA	PCT	FT-FTA	PCT	OFF	DEF	TOT	AST	PF-DQ	STL	TO	BLK	PTS	AVG
Malone	78-78	2922	654-1305	.501	600-788	.761	445	749	1194	101	206-0	89	264	157	1908	24.5
Erving	72-72	2421	605-1170	.517	330-435	.759	173	318	491	263	202-1	112	196	131	1542	21.4
Toney	81-81	2474	626-1250	.501	324-411	.788	42	183	225	365	255-0	80	271	17	1598	19.7
Cheeks	79-79	2465	404-745	.542	181-240	.754	53	156	209	543	182-0	184	179	31	990	12.5
Jones	74-0	1749	250-460	.543	165-208	.793	102	242	344	142	199-4	85	109	91	665	9.0
C. Johnson	32-4	698	91-182	.500	34-58	.586	75	130	205	24	84-1	16	36	29	216	6.8
Richardson	77-1	1755	259-559	.463	71-111	.640	98	149	247	168	164-0	71	99	18	589	7.6
R. Johnson	29-8	549	69-154	.448	22-30	.733	32	58	90	23	82-1	8	35	17	160	5.5
Edwards	81-3	1266	228-483	.472	86-113	.761	23	62	85	221	119-0	81	110	6	542	6.7
Schoene	46-2	702	106-207	.512	21-28	.750	52	102	154	32	118-2	13	46	9	233	5.1
Iavaroni	80-77	1612	163-353	.462	78-113	.690	117	212	329	83	238-0	32	133	44	404	5.1
Cureton	73-3	987	108-258	.419	33-67	.493	84	185	269	43	144-1	37	76	24	249	3.4
McNamara	36-2	182	29-64	.453	20-45	.444	34	42	76	7	42-1	3	36	3	78	2.2
Anderson	13-0	48	8-22	.364	1-3	.333	4	8	12	1	6-0	1	5	0	17	1.3
76ERS	82	19830	3600-7212	.499	1966-2650	.742	1334	2596	3930	2016	2041-11	812	1627	577	9191	112.1
OPPONENTS	82	19830	3442-7470	.461	1624-2253	.721	1325	2263	3588	2089	2246-54	755	1590	511	8562	104.4

3-PT FG: 76ERS 25-109 (.229), Malone 0-1 (.000), Erving 2-7 (.286), Toney 22-76 (.289), Cheeks 1-6 (.167), Jones 0-1 (.000), Richardson 0-6 (.000), Edwards 0-8 (.000), Schoene 0-1 (.000), Iavaroni 0-2 (.000), Anderson 0-1 (.000). OPPONENTS 54-249 (.217)

1982-83 GAME-BY-GAME RESULTS

DATE	WL	76ERS	OPP	TEAM	DATE	WL	76ERS	OPP	TEAM
10/29	W	104	89	at New York	02/03	W	117	111	at Golden State
10/30	W	110	99	New Jersey	02/04	L	109	115	at Portland
11/03	W	130	111	San Diego	02/06	W	97	96	at Seattle
11/05	W	120	109	at Detroit	02/09	W	106	93	Atlanta
11/06	W	119	115	Boston	02/10	W	116	110	at Chicago
11/10	W	145	108	Chicago	02/16	W	116	95	Denver
11/12	L	108	117	Indiana	02/18	W	127	98	Houston
11/13	W	110	100	at New Jersey	02/20	W	104	89	New York
11/14	W	102	93	Washington	02/23	W	133	101	Dallas
11/17	W	120	103	Detroit	02/25	W	116	111	Chicago
11/19	W	121	109	Milwaukee	02/27	W	115	104	Golden State
11/23	L	103	106	Portland	03/01	W	106	94	at New York
11/24	W	121	106	at Indiana	03/04	L	110	115	at Boston
11/26	W	120	102	at Cleveland	03/06	L	106	112	at New Jersey
11/27	W	126	113	Utah	03/07	W	123	114	Detroit
11/30	L	97	111	at Atlanta	03/12	W	95	86	at Washington
12/02	W	116	108	at Phoenix	03/13	W	97	93	Washington
12/03	W	127	110	at San Diego	03/15	W	132	128	at Indiana
12/05	W	114	104	at Los Angeles	03/16	W	105	100	Boston
12/08	W	132	85	Atlanta	03/19	W	105	97	at Milwaukee
12/10	L	97	123	at Boston	03/20	W	121	119	at Detroit
12/11	W	128	111	Detroit	03/22	L	76	89	at New York
12/15	W	99	93	Cleveland	03/23	W	104	101	* Milwaukee
12/17	W	109	95	New York	03/25	L	92	101	New Jersey
12/18	L	97	100	at Washington	03/27	W	94	80	Cleveland
12/21	W	122	105	Boston	03/29	L	95	97	at Chicago
12/26	W	124	122	at San Antonio	03/30	W	120	113	Atlanta
12/28	W	104	93	at Houston	04/01	L	104	111	New Jersey
12/29	W	126	116	* at Dallas	04/03	W	96	84	at Cleveland
01/05	W	122	120	* Los Angeles	04/05	W	116	108	at Milwaukee
01/07	W	106	89	at Washington	04/06	L	109	112	San Antonio
01/08	W	125	113	Kansas City	04/08	W	126	118	* Indiana
01/11	W	109	99	at Atlanta	04/10	W	113	97	New York
01/12	W	122	121	Milwaukee	04/12	L	97	102	at Atlanta
01/14	W	115	105	at Detroit	04/13	L	76	95	Washington
01/15	W	114	105	Indiana	04/15	W	100	98	at New Jersey
01/18	W	98	90	at Cleveland	04/17	L	101	114	at Boston
01/19	W	126	106	Chicago					
01/21	W	130	117	Seattle					
01/23	L	96	107	at Milwaukee					
01/25	W	116	99	at Chicago					
01/26	W	113	102	Phoenix					
01/28	W	114	99	at Kansas City					
01/29	W	126	109	at Utah					
02/01	W	133	124	at Denver					

* denotes overtime

** denotes double-overtime





1983-84 SEASON STATISTICS

RECORD: 52-30 (.634)

HOME: 32-9

AWAY: 20-21

2ND ATLANTIC DIVISION

PLAYER	G-GS	MIN	FG-FGA	PCT	FT-FTA	PCT	OFF	DEF	TOT	AST	PF-DQ	STL	TO	BLK	PTS	AVG
Malone	71-71	2613	532-1101	.483	545-727	.750	352	598	950	96	188-0	71	250	110	1609	22.7
Erving	77-77	2683	678-1324	.512	364-483	.754	190	342	532	309	217-3	141	230	139	1727	22.4
Toney	78-72	2556	593-1125	.527	390-465	.839	57	136	193	373	251-1	70	297	23	1588	20.4
Cheeks	75-75	2494	386-702	.550	170-232	.733	44	161	205	478	196-1	171	182	20	950	12.7
B. Jones	75-0	1761	226-432	.523	167-213	.784	92	231	323	187	199-1	107	101	103	619	8.3
Richardson	69-12	1571	221-473	.467	79-103	.767	62	103	165	155	145-0	49	100	23	521	7.6
Matthews	14-5	292	45-101	.446	9-14	.643	6	17	23	62	32-0	11	30	2	100	7.1
Williams	70-12	1375	193-405	.477	86-133	.647	117	209	326	60	203-3	62	96	103	472	6.7
Johnson	80-10	1721	193-412	.468	69-113	.611	131	267	398	55	205-1	35	95	65	455	5.7
Iavaroni	78-71	1532	149-322	.463	97-131	.740	91	219	310	95	228-1	36	124	55	395	5.1
Edwards	60-0	654	84-221	.380	34-48	.708	12	47	59	90	78-1	31	46	5	202	3.4
Threatt	45-0	464	62-148	.419	23-28	.821	17	23	40	41	65-1	13	33	2	148	3.3
Rautins	28-3	196	21-58	.362	6-10	.600	9	24	33	29	31-0	9	19	2	48	1.7
C. Jones	1-0	3	0-1	.000	1-4	.250	0	0	0	0	1-0	0	0	0	1	1.0
Kuczenski	3-2	40	1-8	.125	1-2	.500	1	5	6	2	7-0	1	5	1	3	1.0
76ERS	82	19955	3384-6833	.495	2041-2706	.754	1181	2382	3563	2032	2040-13	807	1628	653	8838	107.8
OPPONENTS	82	19955	3427-7136	.480	1757-2367	.742	1235	2237	3472	2062	2237-42	805	1559	483	8658	105.6

3-PT FG: 76ERS 29-107 (.271), Malone 0-4 (.000), Erving 7-21 (.333), Toney 12-38 (.316), Cheeks 8-20 (.400), B. Jones 0-1 (.000), Richardson 0-4 (.000), Matthews 1-7 (.143), Williams 0-1 (.000), Iavaroni 0-2 (.000), Edwards 0-1 (.000), Threatt 1-8 (.125), OPPONENTS 47-207 (.227).

1983-84 GAME-BY-GAME RESULTS

DATE	W/L	76ERS	OPP	TEAM	DATE	W/L	76ERS	OPP	TEAM
10/28	W	117	114	Washington	02/04	L	97	102	at Atlanta
10/29	W	124	112 *	at Indiana	02/07	L	89	104	at Chicago
11/01	W	99	91	Chicago	02/08	W	118	107	Houston
11/04	L	94	104	Milwaukee	02/10	L	91	100	Chicago
11/05	W	119	112	at New Jersey	02/12	W	109	91	at Boston
11/09	L	116	120	at Detroit	02/15	L	116	119 **	at Dallas
11/11	W	108	100	Kansas City	02/17	W	114	109	New Jersey
11/13	W	124	116 *	San Diego	02/19	W	101	97	New York
11/16	W	102	97	New York	02/21	L	116	119 *	at New Jersey
11/17	L	94	99	at Atlanta	02/23	L	109	116 *	at Cleveland
11/19	W	92	91	Boston	02/24	L	114	119	Portland
11/22	W	112	108	Detroit	02/26	L	99	101	Los Angeles
11/23	W	113	105	at San Antonio	02/29	W	103	97	at Utah
11/25	W	115	101	at Houston	03/01	L	100	112	at Phoenix
11/29	W	98	96	at Indiana	03/04	W	127	122	at San Diego
11/30	W	122	110	Atlanta	03/07	W	113	105	at Los Angeles
12/03	L	98	103	at Washington	03/09	W	92	84	Seattle
12/04	W	121	114 *	at Boston	03/11	W	120	97	Utah
12/07	W	133	128	Denver	03/13	W	121	106	at Indiana
12/09	L	93	100	New Jersey	03/14	W	92	91	Milwaukee
12/11	W	97	87	at Milwaukee	03/16	L	102	105	Atlanta
12/14	W	115	93	Milwaukee	03/17	W	131	112	Phoenix
12/16	W	115	105	Cleveland	03/22	W	106	101	at Washington
12/21	W	122	121	San Antonio	03/23	W	100	95	Cleveland
12/23	W	108	106	at Detroit	03/25	W	119	114 **	Boston
12/27	W	112	109	at Kansas City	03/27	L	78	97	at Atlanta
12/29	L	89	101	at Denver	03/28	W	109	103	Washington
12/30	L	93	97 *	at Seattle	03/30	W	118	110	Dallas
01/01	W	115	103	at Portland	03/31	W	111	104	at Chicago
01/03	L	106	115	at Golden State	04/03	L	115	118	at Detroit
01/05	W	103	102 *	at Milwaukee	04/05	L	103	113	at Milwaukee
01/06	W	108	104	New Jersey	04/06	W	112	106	Indiana
01/07	L	98	106	at Cleveland	04/08	W	109	108	New York
01/09	L	73	111	at New York	04/10	L	102	106	at New Jersey
01/11	W	121	99	Washington	04/11	L	113	126	Detroit
01/13	L	104	105	Boston	04/14	W	103	100	at New York
01/14	W	129	103	Golden State	04/15	W	129	115	Chicago
01/17	W	128	117	Detroit					
01/18	W	109	107	at Cleveland					
01/20	W	109	106	Cleveland					
01/21	L	90	94	at Washington					
01/24	L	102	111	at New York					
01/25	L	98	102	at Boston					
02/01	W	111	103	Indiana					
02/03	L	88	99	Atlanta					

* denotes overtime

** denotes double-overtime

YEAR-BY-YEAR



1984-85 SEASON STATISTICS

RECORD: 58-24 (.707)

HOME: 34-7

AWAY: 24-17

2ND ATLANTIC DIVISION

PLAYER	G-GS	MIN	FG-FGA	PCT	FT-FTA	PCT	OFF	DEF	TOT	AST	PF-DQ	STL	TO	BLK	PTS	AVG
Malone	79-79	2957	602-1284	.469	737-904	.815	385	646	1031	130	216-0	67	286	123	1941	24.6
Erving	78-78	2535	610-1236	.494	338-442	.765	172	242	414	233	199-0	135	208	109	1561	20.0
Toney	70-65	2237	450-914	.492	306-355	.862	35	142	177	363	211-1	65	224	24	1245	17.8
Barkley	82-60	2347	427-783	.545	293-400	.733	266	437	703	155	301-5	95	209	80	1148	14.0
Cheeks	78-78	2616	422-741	.570	175-199	.879	54	163	217	497	184-0	169	155	24	1025	13.1
Jones	80-8	1633	207-385	.538	186-216	.861	105	192	297	155	183-2	84	118	50	600	7.5
Richardson	74-20	1531	183-404	.453	76-89	.854	60	95	155	157	143-0	37	78	15	443	6.0
Threatt	82-0	1304	188-416	.452	66-90	.733	21	78	99	175	171-2	80	99	16	446	5.4
G. Johnson	55-3	756	107-263	.407	49-56	.875	48	116	164	38	99-0	31	49	16	264	4.8
C. Johnson	58-0	875	117-235	.498	36-49	.735	92	129	221	33	112-0	15	43	44	270	4.7
Wood	38-1	269	50-134	.373	18-26	.692	3	15	18	45	17-0	8	25	0	122	3.2
Williams	46-8	488	58-148	.392	28-47	.596	38	68	106	11	92-1	26	44	26	144	3.1
Iavaroni	12-10	156	12-31	.387	6-6	1.000	11	18	29	6	24-0	4	16	3	30	2.5
Hayes	11-0	101	10-18	.556	2-4	.500	11	23	34	1	19-0	1	2	4	22	2.0
76ERS	82	19805	3443-6992	.492	2316-2883	.803	1301	2364	3665	1999	1971-11	817	1575	534	9261	112.9
OPPONENTS	82	19805	3494-7157	.488	1857-2397	.775	1183	2173	3356	2139	2209-32	753	1534	391	8925	108.8

3-PT FG: 76ERS 59-224 (.263), Malone 0-2 (.000), Erving 3-14 (.214), Toney 39-105 (.371), Barkley 1-6 (.167), Cheeks 6-26 (.231), Jones 0-4 (.000), Richardson 1-3 (.333), Threatt 4-22 (.182), G. Johnson 1-10 (.100), C. Johnson 0-1 (.000), Wood 4-30 (.133), Williams 0-1 (.000), OPPONENTS 80-311 (.257).

1984-85 GAME-BY-GAME RESULTS

DATE	WL	76ERS	OPP	TEAM	DATE	WL	76ERS	OPP	TEAM
10/26	W	111	101	Cleveland	02/01	W	121	110	Chicago
10/27	W	111	108	at Atlanta	02/02	L	96	101	at New Jersey
10/30	W	118	96	at New Jersey	02/04	W	106	92	Atlanta
11/02	W	107	103	Dallas	02/06	W	116	111	Washington
11/07	W	134	113	Indiana	02/12	W	124	116	at Indiana
11/09	L	119	130	at Boston	02/13	W	131	129	New York
11/14	L	133	137 *	Detroit	02/15	L	107	112	Cleveland
11/16	W	101	90	at Detroit	02/16	W	125	114	at Detroit
11/17	W	109	100	at Chicago	02/18	L	113	120	at Cleveland
11/20	L	105	120	Washington	02/20	W	137	116	Golden State
11/21	W	112	107	at Indiana	02/22	W	110	99	Detroit
11/23	W	119	117 *	at Phoenix	02/24	W	117	108	Utah
11/24	L	110	114	at Denver	02/26	L	97	116	at Milwaukee
11/27	W	93	89	at Washington	02/28	W	127	119	at Kansas City
11/28	W	122	101	Indiana	03/03	L	90	99	at Houston
11/30	W	126	116	Portland	03/04	L	103	109	at San Antonio
12/02	W	114	112	New Jersey	03/06	W	96	86	Atlanta
12/05	W	112	111	Milwaukee	03/08	W	128	114	Seattle
12/07	W	122	116	L.A. Lakers	03/09	L	129	131 **	at New York
12/09	W	110	94	New York	03/13	W	121	103	L.A. Clippers
12/11	L	106	110	at New York	03/15	W	119	110	New York
12/12	W	110	107	Boston	03/16	W	127	107	New Jersey
12/14	W	115	111	at Milwaukee	03/19	L	89	116	at Cleveland
12/15	W	114	102	at Chicago	03/20	L	117	118 *	Kansas City
12/19	W	123	118	San Antonio	03/22	L	112	131	Milwaukee
12/21	L	101	104	Milwaukee	03/24	W	124	103	Denver
12/22	W	107	93	New Jersey	03/27	W	115	97	Washington
12/25	W	109	108	at Detroit	03/29	L	108	112	at Boston
12/28	W	114	111	at Utah	03/30	W	122	117	at Chicago
12/29	W	109	95	at Golden State	04/02	W	102	91	at Atlanta
01/01	W	111	106	at Portland	04/03	L	110	113	Cleveland
01/02	W	118	109	at Seattle	04/05	W	116	113	Chicago
01/05	W	110	106	at Milwaukee	04/06	L	117	121	at Indiana
01/07	W	100	99	Phoenix	04/09	W	113	104	Boston
01/09	W	126	122	Detroit	04/10	L	100	125	at New Jersey
01/11	W	115	108	Houston	04/12	W	111	105	Indiana
01/13	W	115	104	at Washington	04/13	L	106	118	at Washington
01/15	W	93	82	at New York					
01/16	W	122	99	Atlanta					
01/20	L	97	113	at Boston					
01/22	W	101	100	at Cleveland					
01/25	L	104	109	at L.A. Lakers					
01/26	W	120	113	at L.A. Clippers					
01/28	L	109	111	at Dallas					
01/30	W	122	104	Boston					

* denotes overtime
** denotes double-overtime

YEAR-BY-YEAR





1985-86 SEASON STATISTICS

RECORD: 54-28 (.659)

HOME: 31-10

AWAY: 23-18

2ND ATLANTIC DIVISION

PLAYER	G-GS	MIN	FG-FGA	PCT	FT-FTA	PCT	OFF	DEF	TOT	AST	PF-DQ	STL	TO	BLK	PTS	AVG
Malone	74-74	2706	571-1246	.458	617-784	.787	339	533	872	90	194-0	67	261	71	1759	23.8
Barkley	80-80	2952	595-1041	.572	396-578	.685	354	672	1026	312	333-8	173	350	125	1603	20.0
Erving	74-74	2474	521-1085	.480	289-368	.785	169	201	370	248	196-3	113	214	82	1340	18.1
Cheeks	82-82	3270	490-913	.537	282-335	.842	55	180	235	753	160-0	207	238	27	1266	15.4
McAdoo	29-0	609	116-251	.462	62-81	.765	25	78	103	35	64-0	10	49	18	294	10.1
Threatt	70-27	1754	310-684	.453	75-90	.833	21	100	121	193	157-1	93	102	5	696	9.9
Thompson	23-8	432	70-194	.361	37-43	.860	27	36	63	24	49-1	15	30	17	179	7.8
Catledge	64-7	1092	202-431	.469	90-139	.647	107	165	272	21	127-0	31	69	8	494	7.7
Jones	70-42	1519	189-338	.559	114-145	.786	49	120	169	126	159-0	48	90	50	492	7.0
Wood	29-1	455	57-136	.419	27-34	.794	9	18	27	75	24-0	14	20	0	154	5.3
Green	21-0	232	39-91	.429	14-23	.609	10	25	35	6	27-0	1	18	2	92	4.4
Moss	60-0	852	95-239	.397	54-74	.730	25	65	90	89	106-0	50	61	12	249	4.2
Toney	6-0	84	11-36	.306	3-8	.375	2	3	5	12	8-0	2	7	0	25	4.2
Stokes	31-13	350	56-119	.471	14-21	.667	27	30	57	17	56-0	14	19	11	126	4.1
Johnson	75-2	1069	105-223	.471	51-81	.630	106	149	255	15	129-0	23	38	62	261	3.5
Carter	4-0	36	5-16	.313	5-6	.833	0	1	1	1	8-0	0	1	0	15	3.8
Winters	4-0	17	3-13	.231	0-0	---	1	2	3	0	1-0	1	2	0	6	1.5
Young	2-0	2	0-2	.000	0-0	---	0	0	0	0	0-0	0	0	0	0	0.0
76ERS	82	19905	3435-7058	.487	2130-2810	.758	1326	2378	3704	2017	1798-13	862	1595	490	9051	110.4
OPPONENTS	82	19905	3615-7328	.493	1546-2041	.757	1189	2228	3417	2255	2187-41	802	1520	469	8858	108.0

3-PT FG: 76ERS 51-224 (.228), Malone 0-1 (.000), Barkley 17-75 (.227), Erving 9-32 (.281), Cheeks 4-17 (.235), Threatt 1-24 (.042), Thompson 2-12 (.167), Catledge 0-4 (.000), Jones 0-1 (.000), Wood 13-29 (.448), Moss 5-25 (.200), Toney 0-2 (.000), Stokes 0-1 (.000), Winters 0-1 (.000), OPPONENTS 82-282 (.291).

1985-86 GAME-BY-GAME RESULTS

DATE	WL	76ERS	OPP	TEAM	DATE	WL	76ERS	OPP	TEAM
10/26	W	99	89	at New York	01/24	W	121	114	at Cleveland
10/29	L	117	119	at Milwaukee	01/26	L	103	105	at Boston
10/30	W	132	125 *	Detroit	01/28	W	106	99	at Seattle
11/01	L	102	106	at New Jersey	01/29	L	86	107	at Utah
11/02	L	113	114 *	at Atlanta	01/31	L	100	134	at L.A. Lakers
11/06	W	105	97	Indiana	02/01	L	121	125	at Golden State
11/08	L	95	107	San Antonio	02/05	W	142	107	New Jersey
11/10	W	105	97	Milwaukee	02/06	W	111	103	at Cleveland
11/13	W	110	106	Chicago	02/12	W	106	98	Chicago
11/16	L	97	118	at Washington	02/13	W	95	92	at New York
11/20	W	117	113	Golden State	02/15	L	133	134 *	at Detroit
11/22	L	103	110	at Boston	02/17	L	106	111	Milwaukee
11/23	L	114	119	Detroit	02/19	W	153	133	Portland
11/26	L	91	98	Boston	02/21	W	97	87	Washington
11/27	W	111	100	at New Jersey	02/23	L	111	117 *	L.A. Lakers
11/29	W	110	100	at Indiana	02/25	W	122	108	at Chicago
11/30	W	115	95	at New York	02/28	W	123	120	at Dallas
12/03	W	127	107	at Detroit	03/01	W	118	107	at Denver
12/04	W	115	110 *	Washington	03/04	L	121	128	at Atlanta
12/06	L	121	123	Denver	03/05	L	114	122 *	Atlanta
12/08	L	100	105	Seattle	03/07	L	95	125	at Milwaukee
12/11	W	125	110	Cleveland	03/09	W	120	102	Indiana
12/12	L	102	106	at Chicago	03/11	W	101	91	at Indiana
12/14	L	103	107	at Atlanta	03/12	W	105	95	New York
12/17	W	102	96	at Indiana	03/14	W	109	100	Cleveland
12/18	W	126	108	Houston	03/16	L	101	118	at Boston
12/20	W	112	105	Utah	03/17	W	118	112 *	at Cleveland
12/21	W	108	102	Boston	03/19	W	118	112	Chicago
12/26	W	117	108	at L.A. Clippers	03/21	W	112	105	Washington
12/28	W	100	98	at Phoenix	03/22	W	123	115	New Jersey
12/30	W	87	84	at Sacramento	03/24	L	93	100	at Washington
01/01	W	121	119 *	at Portland	03/26	W	112	103	Atlanta
01/04	L	100	115	at Houston	03/28	L	94	116	Milwaukee
01/06	W	108	102	at San Antonio	03/30	W	114	113	Dallas
01/08	W	116	114	L.A. Clippers	04/02	W	93	87	New York
01/10	W	113	102	Sacramento	04/04	W	122	102	Cleveland
01/11	W	102	101	at Detroit	04/06	W	95	94	Boston
01/14	W	123	105	at New Jersey	04/08	W	116	112	Detroit
01/15	L	89	123	New Jersey	04/11	W	130	122	Indiana
01/17	W	120	118 *	at Chicago	04/13	L	97	98	at Washington
01/20	W	103	93	New York					
01/22	W	118	111	Phoenix					

* denotes overtime

YEAR-BY-YEAR



1986-87 SEASON STATISTICS

RECORD: 45-37 (.549)

HOME: 28-13

AWAY: 17-24

2ND ATLANTIC DIVISION

PLAYER	G-GS	MIN	FG-FGA	PCT	FT-FTA	PCT	OFF	DEF	TOT	AST	PF-DQ	STL	TO	BLK	PTS	AVG
Barkley	68-62	2740	557-937	.594	429-564	.761	390	604	994	331	252-5	119	322	104	1564	23.0
Erving	60-60	1918	400-850	.471	191-235	.813	115	149	264	191	137-0	76	158	94	1005	16.8
Cheeks	68-68	2624	415-788	.527	227-292	.777	47	168	215	538	109-0	180	173	15	1061	15.6
Robinson	55-30	1586	338-729	.464	139-184	.755	86	221	307	89	150-1	86	123	30	815	14.8
Hinson	76-58	2489	393-823	.478	273-360	.758	150	338	488	60	281-4	45	149	161	1059	13.9
McCormick	81-79	2817	391-718	.545	251-349	.719	180	431	611	114	270-4	36	153	64	1033	12.8
Toney	52-12	1058	197-437	.451	133-167	.796	16	69	85	188	78-0	18	112	8	549	10.6
Threatt	28-8	668	108-261	.414	42-53	.792	18	39	57	82	76-0	32	47	4	265	9.5
Ruland	5-2	116	19-28	.679	9-12	.750	12	16	28	10	13-0	0	10	4	47	9.4
Wingate	77-9	1612	259-602	.430	149-201	.741	70	86	156	155	169-1	93	128	19	680	8.8
Colter	43-13	849	120-255	.471	49-68	.721	14	52	66	116	61-0	37	38	6	293	6.8
Free	20-2	285	39-123	.317	36-47	.766	5	14	19	30	26-0	5	18	4	116	5.8
Green	19-0	172	25-70	.357	14-19	.737	6	22	28	7	8-0	4	15	2	64	3.4
McNamara	11-1	113	14-30	.467	7-19	.368	17	19	36	2	17-0	1	8	0	35	3.2
Lampley	1-0	16	1-3	.333	1-2	.500	1	4	5	0	0-0	1	1	0	3	3.0
Vranes	58-6	817	59-138	.428	21-45	.467	51	95	146	30	127-0	35	26	25	140	2.4
76ERS	82	19880	3335-6792	.491	1971-2617	.753	1178	2327	3505	1943	1774-15	768	1519	540	8729	106.5
OPPONENTS	82	19880	3537-7204	.491	1552-2049	.757	1214	2202	3416	2202	1982-30	813	1372	446	8745	106.6

3-PT FG: 76ERS 88-340 (.259), Barkley 21-104 (.202), Erving 14-53 (.264), Cheeks 4-17 (.235), Robinson 0-4 (.000), Hinson 0-1 (.000), McCormick 0-4 (.000), Toney 22-67 (.328), Threatt 7-16 (.438), Wingate 13-52 (.250), Colter 4-8 (.500), Free 2-9 (.222), Vranes 1-5 (.200).
OPPONENTS 119-416 (.286).

1986-87 GAME-BY-GAME RESULTS

DATE	WL	76ERS	OPP	TEAM	DATE	WL	76ERS	OPP	TEAM
10/31	W	108	104	Indiana	01/30	W	121	112	Chicago
11/02	L	113	122	Atlanta	01/31	L	105	106	at Washington
11/04	L	121	125 **	at Indiana	02/03	W	99	94	at Indiana
11/05	W	107	101	Milwaukee	02/04	W	121	95	at New Jersey
11/07	W	114	97	San Antonio	02/10	L	99	104	at Chicago
11/09	W	125	119	at Portland	02/11	L	113	123 *	Detroit
11/11	W	121	114	at Seattle	02/14	L	107	125	at Detroit
11/13	L	104	112	at Golden State	02/16	W	111	101	at New York
11/14	L	97	127	at Phoenix	02/18	W	114	103	Golden State
11/16	W	103	90	at L.A. Clippers	02/20	W	123	91	Sacramento
11/19	W	98	94	New York	02/22	L	110	112 *	L.A. Lakers
11/21	L	110	120	Detroit	02/23	L	103	112	at Atlanta
11/23	W	114	104	Houston	02/26	L	94	96	at San Antonio
11/25	W	102	100	Boston	02/27	L	110	123	at Dallas
11/28	W	116	112	Portland	03/01	W	102	97	at Houston
12/03	W	115	110 *	Milwaukee	03/04	L	99	102	New York
12/05	L	106	108	at Boston	03/06	W	123	113	Washington
12/06	W	105	100	New Jersey	03/07	L	102	114	New Jersey
12/10	W	122	112	Indiana	03/10	W	100	91	at Cleveland
12/12	L	90	123	at New Jersey	03/11	W	117	108	Chicago
12/13	L	120	123	at Cleveland	03/14	L	95	98	at Detroit
12/16	L	91	103	at Milwaukee	03/18	W	109	107	Atlanta
12/17	L	107	110	Cleveland	03/20	W	116	106	Denver
12/19	W	122	100	Boston	03/21	W	105	102	at Milwaukee
12/20	L	88	98	Detroit	03/23	L	100	103	Dallas
12/22	L	111	114	Utah	03/24	L	91	93	at Chicago
12/25	L	97	102	Washington	03/27	W	110	99	New Jersey
12/27	W	99	95	at Sacramento	03/29	L	100	118	at Boston
12/28	L	85	111	at L.A. Lakers	03/31	W	116	105	at Cleveland
12/30	W	111	108	at Denver	04/01	W	108	99	Cleveland
01/02	W	104	99	at Utah	04/03	L	109	113	at New Jersey
01/05	W	108	102	L.A. Clippers	04/05	W	106	104 *	Boston
01/07	W	109	102	at Atlanta	04/06	L	101	108	at New York
01/09	L	84	94	New York	04/08	L	92	110	at Atlanta
01/10	L	111	117	at Washington	04/10	W	98	96 *	Chicago
01/13	W	101	94	at Indiana	04/13	W	113	105	Washington
01/14	W	96	93	Atlanta	04/15	L	95	128	at Milwaukee
01/17	L	89	105	at Chicago	04/17	L	111	115	Indiana
01/19	W	107	104	Phoenix	04/19	W	108	102	at Washington
01/21	W	129	123 *	Seattle					
01/25	L	96	111	at Boston					
01/27	W	108	103	at New York					
01/28	W	109	107	Cleveland					

* denotes overtime

** denotes double-overtime





1987-88 SEASON STATISTICS

RECORD: 36-46 (.439)

HOME: 27-14

AWAY: 9-32

4TH ATLANTIC DIVISION

PLAYER	G-GS	MIN	FG-FGA	PCT	FT-FTA	PCT	OFF	DEF	TOT	AST	PF-DQ	STL	TO	BLK	PTS	AVG
Barkley	80-80	3170	753-1283	.587	714-951	.751	385	566	951	254	278-6	100	304	103	2264	28.3
Robinson	62-51	2110	483-1041	.464	210-293	.717	116	289	405	131	192-4	79	161	39	1178	19.0
Gminski	47-47	1767	290-652	.445	212-226	.938	163	331	494	84	98-0	36	94	85	792	16.9
Cheeks	79-79	2871	428-865	.495	227-275	.825	59	194	253	635	116-0	167	160	22	1086	13.7
Hinson	29-10	845	123-272	.452	89-124	.718	53	116	169	27	90-3	24	63	68	335	11.6
Wingate	61-22	1419	218-545	.400	99-132	.750	44	57	101	119	125-0	47	104	22	545	8.9
Coleman	43-14	841	110-213	.516	76-101	.752	58	119	177	23	120-1	15	55	25	296	6.9
G. Henderson	69-3	1836	189-439	.431	136-168	.810	26	71	97	218	173-0	67	125	5	581	8.4
McCormick	23-17	601	71-138	.514	37-53	.698	49	95	144	26	75-1	14	35	8	179	7.8
Toney	29-15	522	72-171	.421	58-72	.806	8	39	47	108	35-0	11	50	6	211	7.3
King	72-44	1593	211-540	.391	78-103	.757	71	145	216	109	219-3	39	93	18	517	7.2
D. Henderson	22-1	351	47-116	.405	32-47	.681	11	24	35	34	41-0	12	40	5	126	5.7
Welp	10-0	132	18-31	.581	12-18	.667	11	13	24	5	25-0	5	9	5	48	4.8
Askew	14-2	234	22-74	.297	8-11	.727	6	16	22	33	12-0	10	12	6	52	3.7
McNamara	42-18	581	52-133	.391	48-66	.727	66	91	157	18	67-0	4	26	12	152	3.6
Thornton	41-2	508	59-111	.532	29-47	.617	41	58	99	11	80-1	9	27	3	147	3.6
Colter	12-0	152	15-40	.375	7-9	.778	7	11	18	26	20-0	6	11	0	37	3.1
Vranes	57-5	772	53-121	.438	15-35	.429	45	72	117	36	100-0	27	25	33	121	2.1
76ERS	82	19905	3214-6785	.474	2087-2731	.764	1219	2307	3526	1897	1866-20	672	1433	465	8667	105.7
OPPONENTS	82	19905	3501-7063	.496	1640-2163	.758	1109	2225	3334	2217	2118-25	718	1280	441	8785	107.1

3-PT FG: 76ERS 152-471 (.323), Barkley 44-157 (.280), Robinson 2-9 (.222), Cheeks 3-22 (.136), Hinson 0-1 (.000), Wingate 10-40 (.250), Coleman 0-1 (.000), G. Henderson 67-159 (.421), Toney 9-27 (.333), King 17-49 (.347), D. Henderson 0-1 (.000), Thornton 0-2 (.000), Vranes 0-3 (.000), OPPONENTS 143-423 (.338).

1987-88 GAME-BY-GAME RESULTS

DATE	WL	76ERS	OPP	TEAM	DATE	WL	76ERS	OPP	TEAM
11/06	W	108	95	Indiana	02/04	L	95	109	at Indiana
11/07	L	94	104	at Chicago	02/09	L	110	112	at Atlanta
11/13	L	94	113	Detroit	02/11	W	119	113 *	Milwaukee
11/14	L	83	104	at Atlanta	02/14	L	105	109	at New Jersey
11/18	W	113	109	at Detroit	02/15	L	95	102	at Detroit
11/20	W	116	85	Boston	02/17	L	107	115	Cleveland
11/21	L	88	101	at Cleveland	02/19	W	115	100	New Jersey
11/24	W	108	104	Cleveland	02/21	L	115	120 *	at Milwaukee
11/27	L	103	109	at Golden State	02/22	L	106	119	at Houston
11/28	L	114	115 *	at Sacramento	02/24	L	121	123 *	at San Antonio
11/30	W	106	100	at Utah	02/26	L	104	120	at Denver
12/02	L	85	88	at L.A. Clippers	02/27	L	91	100	at Dallas
12/04	W	118	105	Seattle	02/29	W	102	101	Chicago
12/08	W	109	96	at Chicago	03/03	L	93	97	at Chicago
12/09	W	94	86	Portland	03/04	L	108	110 *	at New York
12/12	L	121	131	Denver	03/06	W	105	100	at Indiana
12/16	W	114	102	San Antonio	03/07	L	104	110	L.A. Lakers
12/17	W	106	96	at New York	03/11	W	124	118	Sacramento
12/19	W	95	90	Dallas	03/13	W	104	96	Washington
12/20	L	87	124	at Boston	03/15	L	90	104	at Atlanta
12/22	L	115	118	Boston	03/16	W	115	108	New York
12/23	W	110	106	at New Jersey	03/18	W	129	109	Indiana
12/25	L	100	106	Atlanta	03/19	W	94	89	at Washington
12/28	L	101	117	at Phoenix	03/22	L	90	102	at New Jersey
12/29	L	115	131	at L.A. Lakers	03/23	L	102	118	Chicago
01/01	L	125	127	at Portland	03/25	W	97	93	at Boston
01/02	L	114	116	at Seattle	03/28	W	108	98	Houston
01/04	W	122	114	Phoenix	03/30	W	134	109	Milwaukee
01/06	W	116	93	Utah	04/01	L	93	105	Atlanta
01/08	W	117	103	L.A. Clippers	04/05	L	119	136	New York
01/09	W	126	110	Cleveland	04/08	L	86	96	Detroit
01/12	L	103	106	at Milwaukee	04/10	L	108	117	Boston
01/13	W	104	95	New Jersey	04/11	W	115	102	at Milwaukee
01/15	W	119	104	New York	04/13	W	98	97 *	Washington
01/16	L	96	110	at New York	04/15	L	101	103 *	Atlanta
01/20	L	98	110	Washington	04/16	L	92	126	at Indiana
01/24	L	99	131	at Washington	04/19	W	115	102	Milwaukee
01/25	L	117	118 *	at Washington	04/21	W	104	101	New Jersey
01/27	L	109	119 *	Chicago	04/23	L	99	104	at Cleveland
01/29	W	94	89	Indiana	04/24	L	118	128	at Detroit
01/31	L	85	100	at Boston					
02/03	W	96	84	Golden State					

* denotes overtime

YEAR-BY-YEAR



1988-89 SEASON STATISTICS

RECORD: 46-36 (.561)

HOME: 30-11

AWAY: 16-25

2ND ATLANTIC DIVISION

PLAYER	G-GS	MIN	FG-FGA	PCT	FT-FTA	PCT	OFF	DEF	TOT	AST	PF-DQ	STL	TO	BLK	PTS	AVG
Barkley	79-79	3088	700-1208	.579	602-799	.753	403	583	986	325	262-3	126	254	67	2037	25.8
Gminski	82-82	2739	556-1166	.477	297-341	.871	213	556	769	138	142-0	46	129	106	1409	17.2
Anderson	82-12	2618	566-1152	.491	196-229	.856	167	239	406	139	166-1	71	126	23	1330	16.2
Robinson	14-13	416	90-187	.481	32-44	.727	19	56	75	32	37-0	17	34	2	212	15.1
Hawkins	79-79	2577	442-971	.455	241-290	.831	51	174	225	239	184-0	120	158	37	1196	15.1
Cheeks	71-70	2298	336-696	.483	151-195	.774	39	144	183	554	114-0	105	116	17	824	11.6
Smith	36-18	695	105-220	.477	65-93	.699	31	55	86	68	100-3	24	44	15	279	7.8
Henderson	65-0	986	144-348	.414	104-127	.819	17	51	68	140	121-1	42	73	3	425	6.5
Brooks	82-6	1372	156-371	.420	61-69	.884	19	75	94	306	116-0	69	65	3	428	5.2
Coleman	58-11	703	117-241	.485	61-77	.792	49	128	177	17	120-0	10	48	18	295	5.1
Jones	42-34	577	81-179	.453	50-67	.746	24	71	95	33	50-0	16	39	13	212	5.0
Wingate	33-6	372	54-115	.470	27-34	.794	12	25	37	73	43-0	9	35	2	137	4.2
Myers	4-0	40	6-12	.500	2-4	.500	3	7	10	2	3-0	3	4	0	14	3.5
Welp	72-0	843	99-222	.446	48-73	.658	59	134	193	29	176-0	23	42	41	246	3.4
Thornton	54-0	449	47-111	.423	32-60	.533	36	56	92	15	87-0	8	23	7	127	2.4
Rowinski	3-0	7	1-2	.500	1-2	.500	1	2	3	0	0-0	0	0	0	3	1.0
76ERS	82	19780	3500-7201	.486	1970-2504	.787	1143	2356	3499	2110	1721-8	689	1214	354	9174	111.9

OPONENTS 82 19780 3658-7296 .501 1565-2023 .774 1149 2412 3561 2281 1984-26 640 1269 445 9051 110.4
 3-PT FG: 76ERS 204-646 (.316), Barkley 35-162 (.216), Gminski 0-6 (.000), Anderson 2-11 (.182), Robinson 0-1 (.000), Hawkins 71-166 (.428),
 Cheeks 1-13 (.077), Smith 4-16 (.250), Henderson 33-107 (.308), Brooks 55-153 (.359), Jones 0-1 (.000), Wingate 2-6 (.333), Welp 0-1 (.000),
 Thornton 1-3 (.333). **OPONENTS** 170-495 (.343).

1988-89 GAME-BY-GAME RESULTS

DATE	WL	76ERS	OPP	TEAM	DATE	WL	76ERS	OPP	TEAM
11/04	W	129	110	L.A. Clippers	02/01	W	114	110 *	Washington
11/05	W	129	115	Boston	02/03	L	106	124	Detroit
11/08	L	109	116	Detroit	02/08	W	109	102	Seattle
11/09	L	103	114	at Milwaukee	02/14	W	113	108	at Indiana
11/11	W	107	105	Atlanta	02/15	W	113	98	Indiana
11/15	L	107	120	at Chicago	02/17	L	127	129 *	New Jersey
11/16	W	123	110	Chicago	02/18	L	100	118	at Cleveland
11/18	W	137	135	New York	02/22	W	139	108	at Miami
11/19	L	122	141	at New York	02/24	L	95	120	at Phoenix
11/22	W	130	103	at Washington	02/26	L	115	122	at Denver
11/23	W	104	91	Cleveland	02/28	W	123	105	at L.A. Clippers
11/25	W	123	116	Charlotte	03/01	W	114	111	at Sacramento
11/26	W	122	114	Indiana	03/03	L	121	129	at Portland
11/28	L	104	109	L.A. Lakers	03/04	L	104	118	at Seattle
11/30	W	114	106	Portland	03/06	L	106	110	Phoenix
12/01	L	107	109	at Charlotte	03/07	W	90	88	at Chicago
12/03	W	107	100	at Indiana	03/09	W	106	96	Sacramento
12/07	W	134	109	Denver	03/11	L	106	111	Detroit
12/09	L	107	121	at Boston	03/15	W	100	96	New Jersey
12/10	L	100	106	at Detroit	03/16	W	121	112	at New York
12/13	L	91	109	Milwaukee	03/18	L	114	123	at Washington
12/14	L	96	103	at Atlanta	03/20	L	109	129	New York
12/16	W	114	106	at New Jersey	03/22	W	100	97	Cleveland
12/17	W	119	107	Utah	03/24	W	135	122	San Antonio
12/20	L	102	108	Dallas	03/26	L	103	105	at Boston
12/25	W	125	110	Washington	03/28	W	117	115 *	Boston
12/27	L	112	119	at Golden State	03/31	W	114	93	Miami
12/28	L	123	128	at L.A. Lakers	04/02	W	108	99	Houston
12/30	L	95	102	at Utah	04/04	W	124	113	at New York
01/05	L	104	119	at San Antonio	04/05	L	93	135	at Atlanta
01/07	W	96	95	at Houston	04/07	W	118	108	at Charlotte
01/09	W	121	103	at Dallas	04/08	L	103	113	at Milwaukee
01/11	W	103	94	New Jersey	04/11	L	90	92	at Cleveland
01/13	W	114	101	Atlanta	04/14	L	115	119	Charlotte
01/15	W	116	109	at Charlotte	04/16	W	115	112	New York
01/16	L	122	127 *	Charlotte	04/18	W	124	102	Milwaukee
01/18	W	115	104	Boston	04/20	W	105	92	at New Jersey
01/20	L	109	117	at Boston	04/21	L	91	100	at Detroit
01/21	L	105	107	at Washington	04/23	W	115	106	Washington
01/25	W	120	108	Chicago					
01/27	W	113	112	Golden State					
01/28	W	123	105	at New Jersey					
01/31	L	103	118	at Cleveland					

* denotes overtime

YEAR-BY-YEAR





1989-90 SEASON STATISTICS

RECORD: 53-29 (.646)

HOME: 34-7

AWAY: 19-22

1ST ATLANTIC DIVISION

PLAYER	G-GS	MIN	FG-FGA	PCT	FT-FTA	PCT	OFF	DEF	TOT	AST	PF-DQ	STL	TO	BLK	PTS	AVG
Barkley	79-79	3085	706-1177	.600	557-744	.749	361	548	909	307	250-2	148	243	50	1989	25.2
Hawkins	82-82	2856	522-1136	.460	387-436	.888	85	219	304	261	217-2	130	185	28	1515	18.5
Dawkins	81-81	2865	465-950	.489	210-244	.861	48	199	247	601	159-1	121	214	9	1162	14.3
Gminski	81-81	2659	458-1002	.457	193-235	.821	196	491	687	128	136-0	43	98	102	1112	13.7
Anderson	78-3	2089	379-841	.451	165-197	.838	81	214	295	143	143-0	72	78	13	926	11.9
Mahorn	75-66	2271	313-630	.497	183-256	.715	167	401	568	98	251-2	44	104	103	811	10.8
Smith	75-7	1405	261-514	.508	130-186	.699	62	110	172	109	198-2	35	85	20	668	8.9
Vincent	17-5	259	45-105	.429	33-37	.892	13	23	36	8	23-0	10	14	2	124	7.3
Brooks	72-1	975	119-276	.431	50-57	.877	15	49	64	207	105-0	47	38	0	319	4.4
Payne	35-4	216	47-108	.435	16-18	.889	11	15	26	10	37-0	7	20	6	114	3.3
Copeland	23-0	110	31-68	.456	11-14	.786	4	6	10	9	12-0	1	19	1	74	3.2
Nimphus	38-1	314	38-91	.418	14-30	.467	22	39	61	6	45-0	4	12	18	90	2.4
Thornton	56-0	592	48-112	.429	26-51	.510	45	88	133	17	105-1	20	35	12	123	2.2
Gaines	9-0	81	4-12	.333	1-4	.250	1	4	5	26	11-0	4	10	0	10	1.1
Lloyd	2-0	10	1-2	.500	0-0	---	0	0	0	0	3-0	0	4	0	2	1.0
Shouse	3-0	18	0-4	.000	0-0	---	0	0	0	2	2-0	1	2	1	0	0.0

76ERS 82 19805 3437-7028 .489 1976-2509 .788 1111 2406 3517 1932 1697-10 687 1209 365 9039 110.2
OPPONENTS 82 19805 3417-7117 .480 1584-2054 .771 1113 2356 3469 2155 1945-16 636 1234 380 8630 105.2

3-PT FG: 76ERS 189-543 (.348), Barkley 20-92 (.217), Hawkins 84-200 (.420), Dawkins 22-66 (.333), Gminski 3-17 (.176), Anderson 3-21 (.143), Mahorn 2-9 (.222), Smith 16-36 (.444), Vincent 1-1 (.1000), Brooks 31-79 (.392), Payne 4-10 (.400), Copeland 1-5 (.200), Nimphus 0-1 (.000), Thornton 1-3 (.333), Gaines 1-2 (.500), Shouse 0-1 (.000). OPPONENTS 212-573 (.370).

1989-90 GAME-BY-GAME RESULTS

DATE	WL	76ERS	OPP	TEAM	DATE	WL	76ERS	OPP	TEAM
11/04	L	96	102	Milwaukee	02/02	W	119	109	Milwaukee
11/08	W	115	91	Miami	02/04	W	105	102	at Milwaukee
11/10	L	118	125 *	at Minnesota	02/05	W	114	89	Utah
11/11	W	104	96	at Milwaukee	02/07	L	112	113	Golden State
11/14	L	94	96	at Boston	02/08	L	99	101	at Orlando
11/15	W	109	96	Charlotte	02/14	W	122	112	New Jersey
11/17	W	108	101	San Antonio	02/16	W	100	96 *	Seattle
11/18	L	103	116	at Orlando	02/18	W	110	109	at Portland
11/22	W	113	103	at Miami	02/19	L	102	115	at Utah
11/24	W	121	108	Washington	02/21	W	96	95	at Golden State
11/25	W	111	103	at Indiana	02/23	L	116	122	at L.A. Lakers
11/29	W	114	84	Cleveland	02/24	L	99	126	at Phoenix
12/01	L	90	107	at Washington	02/26	W	129	110	Orlando
12/02	L	92	100	at Atlanta	03/01	W	105	100	at New York
12/05	L	103	110	at New York	03/02	L	112	115 *	at Detroit
12/06	W	121	98	Miami	03/05	W	128	105	L.A. Clippers
12/08	W	107	101	Detroit	03/07	W	110	93	New York
12/09	L	105	125	at Chicago	03/09	L	100	104	Portland
12/12	L	82	97	at New Jersey	03/11	L	105	107	at Boston
12/13	W	112	103	Atlanta	03/13	L	102	119	at Cleveland
12/15	L	88	95	Dallas	03/14	W	116	110	L.A. Lakers
12/20	W	118	111	Washington	03/16	W	119	110	New Jersey
12/22	W	89	88	at Boston	03/17	L	109	114	at Chicago
12/23	W	131	104	Chicago	03/19	W	108	94	at New Jersey
12/26	L	111	114	at Denver	03/21	W	118	97	Miami
12/27	L	106	110	at Seattle	03/23	W	115	99	Sacramento
12/29	L	95	105	at Sacramento	03/24	W	114	112 *	at Washington
12/30	W	100	95	at L.A. Clippers	03/28	W	122	104	Boston
01/03	L	94	103	at San Antonio	03/30	W	149	131	Denver
01/05	W	104	79	at Dallas	04/01	W	141	112	Phoenix
01/06	L	119	124 *	at Houston	04/03	W	133	112	Houston
01/08	W	120	116	Indiana	04/06	L	104	114	at New York
01/10	W	113	111	New York	04/07	W	112	108	at Atlanta
01/12	L	102	113	Cleveland	04/10	L	111	123	Atlanta
01/13	W	120	101	at Washington	04/12	W	110	77	Minnesota
01/17	W	112	108	Detroit	04/14	W	109	102	at Charlotte
01/19	W	102	95	at Miami	04/18	W	124	113	Indiana
01/20	W	108	98	New Jersey	04/19	W	107	97	at Detroit
01/23	W	103	88	at Cleveland	04/22	L	98	118	Boston
01/24	W	125	103	Orlando					
01/26	W	120	109	Chicago					
01/27	W	125	101	Washington					
01/31	W	112	108	at Indiana					

* denotes overtime

YEAR-BY-YEAR



1990-91 SEASON STATISTICS

RECORD: 44-38 (.537)

HOME: 29-12

AWAY: 15-26

2ND ATLANTIC DIVISION

PLAYER	G-GS	MIN	FG-FGA	PCT	FT-FTA	PCT	OFF	DEF	TOT	AST	PF-DQ	STL	TO	BLK	PTS	AVG
Barkley	67-67	2498	665-1167	.570	475-658	.722	258	422	680	284	173-2	110	210	33	1849	27.6
Hawkins	80-80	3110	590-1251	.472	479-550	.871	48	262	310	299	182-0	178	213	39	1767	22.1
Gilliam	50-50	1695	292-621	.470	164-201	.816	134	230	364	78	120-1	35	110	32	748	15.0
Dawkins	4-4	124	26-41	.634	10-11	.909	0	16	16	28	4-0	3	8	0	63	15.8
Anderson	82-13	2340	512-1055	.485	165-198	.833	103	264	367	115	163-1	65	100	13	1198	14.6
Green	79-75	2248	334-722	.463	117-141	.830	33	104	137	413	130-0	57	108	6	793	10.0
Gminski	30-29	791	109-284	.384	53-63	.841	71	130	201	33	41-0	16	31	34	272	9.1
Mahorn	80-74	2439	261-559	.467	189-240	.788	151	470	621	118	276-6	79	127	56	711	8.9
Turner	70-1	1407	168-383	.439	64-87	.736	36	116	152	311	124-0	63	95	0	412	5.9
Oliver	73-4	800	111-272	.408	52-71	.732	18	62	80	88	76-0	34	50	4	279	3.8
Payne	47-6	444	68-189	.360	26-29	.897	17	49	66	16	43-0	10	21	6	166	3.5
Williams	52-1	508	72-161	.447	37-56	.661	41	70	111	16	92-1	9	40	6	182	3.5
Farmer	2-0	13	2-7	.286	2-2	1.000	2	3	5	0	0-0	0	1	0	6	3.0
Hoppen	11-0	43	6-12	.500	8-12	.667	4	5	9	0	11-0	1	1	0	20	1.8
Elie	3-0	20	2-7	.286	1-2	.500	0	1	1	1	2-0	0	3	0	6	2.0
Bol	82-6	1522	65-164	.396	24-41	.585	66	284	350	20	184-0	16	63	247	155	1.9
Harris	6-0	41	4-16	.250	2-4	.500	0	1	1	0	5-0	1	3	0	10	1.7
Reid	3-0	37	2-14	.143	0-0	---	2	7	9	4	3-0	1	3	3	4	1.3
76ERS	82	20080	3289-6925	.475	1868-2366	.790	984	2496	3480	1824	1629-11	678	1230	479	8641	105.4
OPPONENTS	82	20080	3536-7432	.476	1388-1794	.774	1156	2519	3675	2220	1862-23	691	1177	391	8656	105.6

3-PT FG: 76ERS 195-618 (.316), Barkley 44-155 (.284), Hawkins 108-270 (.400), Gilliam 0-2 (.000), Dawkins 1-4 (.250), Anderson 9-43 (.209), Green 8-36 (.222), Gminski 1-8 (.125), Mahorn 0-9 (.000), Turner 12-33 (.364), Oliver 5-18 (.278), Payne 4-18 (.222), Williams 1-2 (.500), Farmer 0-1 (.000), Hoppen 0-1 (.000), Elie 1-2 (.500), Bol 1-14 (.071), Harris 0-2 (.000), OPPONENTS 196-660 (.297).

1990-91 GAME-BY-GAME RESULTS

DATE	WL	76ERS	OPP	TEAM	DATE	WL	76ERS	OPP	TEAM
11/02	W	124	116	at Chicago	02/03	L	102	110	** at Minnesota
11/03	W	112	110	* New Jersey	02/05	L	98	107	at Detroit
11/07	L	101	104	Dallas	02/06	W	108	100	Washington
11/08	L	111	141	at Milwaukee	02/12	L	106	121	at Portland
11/10	L	88	104	at Cleveland	02/14	L	81	98	at Sacramento
11/13	W	108	100	at Indiana	02/16	L	124	133	at Golden State
11/14	W	112	104	Atlanta	02/17	W	114	104	at L.A. Clippers
11/16	W	115	102	* Washington	02/19	W	107	104	* Seattle
11/17	L	79	106	at New York	02/22	W	103	96	at Miami
11/19	W	109	101	Charlotte	02/23	W	103	90	at New Jersey
11/21	W	101	99	Sacramento	02/25	W	92	90	L.A. Lakers
11/23	W	111	105	Cleveland	02/27	W	107	103	Atlanta
11/24	W	124	121	at Atlanta	03/01	W	121	111	Portland
11/27	L	92	98	at New Jersey	03/03	L	92	95	Utah
11/28	W	116	106	Indiana	03/05	L	99	104	at San Antonio
11/30	L	94	96	at Detroit	03/06	W	97	92	at Dallas
12/01	W	116	110	Boston	03/09	L	80	97	at Houston
12/04	W	109	108	* Milwaukee	03/12	W	133	129	** at Atlanta
12/07	W	135	126	Denver	03/13	L	94	102	New York
12/11	W	119	114	at Orlando	03/15	W	105	103	* Miami
12/12	L	100	108	Houston	03/17	L	105	110	at Boston
12/14	W	95	92	Miami	03/18	W	99	91	Orlando
12/18	W	110	99	L.A. Clippers	03/20	W	107	103	Detroit
12/19	L	105	115	at Boston	03/22	W	95	90	Chicago
12/21	W	126	102	at Miami	03/23	L	99	102	at Washington
12/22	W	106	99	Detroit	03/26	L	95	98	* at New Jersey
12/26	W	106	105	* at Washington	03/28	L	90	94	at Charlotte
12/28	L	96	115	at Phoenix	03/29	W	124	107	Charlotte
12/30	L	107	115	at L.A. Lakers	03/31	W	110	101	Cleveland
01/02	L	99	127	at Seattle	04/02	L	104	121	Milwaukee
01/04	L	99	102	at Utah	04/03	W	107	104	at Indiana
01/05	W	120	104	at Denver	04/07	W	114	111	* at Chicago
01/07	L	102	111	* San Antonio	04/10	W	100	84	New York
01/09	L	99	107	Chicago	04/12	L	85	95	Washington
01/11	W	120	105	at Milwaukee	04/14	L	88	96	Minnesota
01/12	W	109	99	New Jersey	04/16	L	99	108	* at New York
01/18	L	138	141	* Golden State	04/18	W	122	97	Boston
01/19	L	97	112	New York	04/19	L	100	114	at Miami
01/21	L	116	117	* at New York	04/21	L	110	123	at Cleveland
01/23	L	109	110	Indiana					
01/25	W	116	94	Boston					
01/26	L	75	79	at Charlotte					
02/01	W	96	89	Phoenix					

* denotes overtime

** denotes double-overtime





1991-92 SEASON STATISTICS

RECORD: 35-47 (.427)

HOME: 23-18

AWAY: 12-29

5TH ATLANTIC DIVISION

PLAYER	G-GS	MIN	FG-FGA	PCT	FT-FTA	PCT	OFF	DEF	TOT	AST	PF-DQ	STL	TO	BLK	PTS	AVG
Barkley	75-75	2881	622-1126	.552	454-653	.695	271	559	830	308	196-2	136	235	44	1730	23.1
Hawkins	81-81	3013	521-1127	.462	403-461	.874	53	218	271	248	174-0	157	189	43	1536	19.0
Gilliam	81-81	2771	512-1001	.511	343-425	.807	234	426	660	118	176-1	51	166	85	1367	16.9
Anderson	82-11	2432	469-1008	.465	143-163	.877	96	182	278	135	128-0	86	109	11	1123	13.7
Dawkins	82-82	2815	394-902	.437	164-186	.882	42	185	227	567	158-0	89	183	5	988	12.0
Shackleford	72-62	1399	205-422	.486	63-95	.663	145	270	415	46	205-3	38	62	51	473	6.6
Wiggins	49-0	569	88-229	.384	35-51	.686	43	51	94	22	67-0	20	25	1	211	4.3
Mayer	21-0	215	28-94	.298	20-30	.667	3	12	15	32	32-0	14	28	1	90	4.3
Williams	50-8	646	75-206	.364	56-88	.636	62	83	145	12	110-1	20	44	20	206	4.1
Rutland	13-5	209	20-38	.526	11-16	.688	16	31	47	5	45-0	7	20	4	51	3.9
Grant	55-0	834	99-217	.456	19-22	.864	13	52	65	199	73-0	37	41	2	224	4.1
Payne	49-3	353	65-145	.448	9-13	.692	13	41	54	17	34-0	16	19	8	144	2.9
Oliver	34-0	279	33-100	.330	15-22	.682	10	20	30	20	33-0	10	24	2	81	2.4
Anslley	8-0	32	5-11	.455	5-6	.833	2	2	4	2	6-0	0	3	0	15	1.9
Bol	71-2	1267	49-128	.383	12-26	.462	54	168	222	22	139-1	11	41	205	110	1.5
Hoppen	11-0	40	2-7	.286	5-10	.500	1	9	10	2	6-0	0	3	0	9	0.8
76ERS	82	19755	3187-6761	.471	1757-2267	.775	1058	2309	3367	1755	1582-8	692	1238	482	8358	101.9
OPPONENTS	82	19755	3449-7145	.483	1375-1772	.776	1171	2365	3536	2226	1766-11	686	1184	454	8462	103.2

3-PT FG: 76ERS 227-680 (.334), Barkley 32-137 (.234), Hawkins 91-229 (.397), Gilliam 0-2 (.000), Anderson 42-127 (.331), Dawkins 36-101 (.356), Shackleford 0-1 (.000), Wiggins 0-1 (.000), Mayer 14-39 (.359), Grant 7-18 (.389), Payne 5-12 (.417), Oliver 0-4 (.000), Bol 0-9 (.000), OPPONENTS 189-615 (.307).

1991-92 GAME-BY-GAME RESULTS

DATE	WL	76ERS	OPP	TEAM	DATE	WL	76ERS	OPP	TEAM
11/01	L	90	110	at Chicago	01/28	L	109	110	at Atlanta
11/02	L	115	122	Orlando	01/29	L	90	115	Indiana
11/05	W	107	106	at Washington	01/31	W	112	88	Orlando
11/06	W	107	105	New Jersey	02/01	W	126	110	Boston
11/08	W	126	116	Golden State	02/05	L	108	110	* Cleveland
11/11	W	102	99	Milwaukee	02/11	W	114	102	at Miami
11/13	W	121	100	at Orlando	02/12	L	87	102	New Jersey
11/15	L	97	122	at Boston	02/14	L	99	107	at New Jersey
11/16	W	89	86	at Detroit	02/16	L	83	90	Detroit
11/20	W	114	107	Miami	02/18	W	94	90	at Dallas
11/22	L	92	99	Atlanta	02/20	L	101	110	at Houston
11/23	L	92	100	at New York	02/21	L	90	100	at San Antonio
11/26	L	91	95	Cleveland	02/24	W	108	96	Sacramento
11/27	L	97	107	at Cleveland	02/26	L	89	95	at Orlando
11/29	L	92	95	at Miami	02/27	L	84	136	at Charlotte
11/30	L	91	93	L.A. Lakers	02/29	W	101	92	at Washington
12/03	L	86	88	at New Jersey	03/04	W	107	102	Atlanta
12/06	W	105	102	* Portland	03/06	W	88	86	Dallas
12/07	W	103	100	Chicago	03/08	L	99	103	Chicago
12/11	L	88	98	Denver	03/09	L	99	111	New York
12/13	W	104	95	at Minnesota	03/11	W	111	93	Indiana
12/14	W	104	95	Seattle	03/13	L	104	108	Phoenix
12/18	L	105	107	Utah	03/14	L	105	110	at Milwaukee
12/20	W	127	99	Miami	03/18	L	85	91	at Detroit
12/21	L	97	110	at Milwaukee	03/19	L	116	123	* Charlotte
12/23	L	106	114	Charlotte	03/22	L	100	108	at Indiana
12/26	W	113	110	at Indiana	03/23	W	105	92	San Antonio
12/28	L	95	102	at L.A. Clippers	03/25	L	94	100	at Utah
12/30	L	93	109	at Denver	03/27	L	113	117	at Phoenix
01/02	L	110	114	at Sacramento	03/29	L	88	117	at L.A. Lakers
01/04	W	112	93	at Seattle	03/30	L	106	124	at Golden State
01/05	L	102	115	at Portland	04/01	W	108	91	Miami
01/08	W	114	104	Houston	04/04	W	126	121	at Atlanta
01/10	W	102	90	L.A. Clippers	04/08	L	71	89	Detroit
01/11	L	102	108	at Cleveland	04/10	L	99	115	at New York
01/14	L	80	103	at Chicago	04/12	L	90	94	Milwaukee
01/17	L	95	98	at Boston	04/14	L	94	99	Boston
01/18	W	105	101	at Washington	04/15	L	99	102	at Orlando
01/20	W	99	91	Washington	04/17	W	122	112	at Charlotte
01/22	W	119	109	New York	04/18	W	111	104	Washington
01/24	W	119	86	Minnesota					
01/25	W	115	94	New Jersey					

* denotes overtime

YEAR-BY-YEAR



1992-93 SEASON STATISTICS

RECORD: 26-56 (.317)

HOME: 15-26

AWAY: 11-30

6TH ATLANTIC DIVISION

PLAYER	G-GS	MIN	FG-FGA	PCT	FT-FTA	PCT	OFF	DEF	TOT	AST	PF-DQ	STL	TO	BLK	PTS	AVG
Hawkins	81-81	2977	551-1172	.470	419-487	.860	91	255	346	317	189-0	137	180	30	1643	20.3
Hornacek	79-78	2860	582-1239	.470	250-289	.865	84	258	342	548	203-2	131	222	21	1511	19.1
Weatherspoon	82-82	2654	494-1053	.469	291-408	.713	179	410	589	147	188-1	85	176	67	1280	15.6
Gilliam	80-26	1742	359-774	.464	274-325	.843	136	336	472	116	123-0	37	157	54	992	12.4
Jordan	4-0	106	18-41	.439	8-17	.471	5	14	19	3	14-0	3	12	5	44	11.0
Perry	81-51	2104	287-613	.468	147-207	.710	154	255	409	126	159-0	40	123	91	731	9.0
Dawkins	74-10	1598	258-590	.437	113-142	.796	33	103	136	339	91-0	80	121	4	655	8.9
Anderson	69-0	1263	225-544	.414	72-89	.809	62	122	184	93	75-0	31	63	5	561	8.1
Payne	13-0	154	38-90	.422	4-4	1.000	4	20	24	18	15-0	5	7	2	84	6.5
Wilkins	26-0	192	55-97	.567	48-78	.615	14	26	40	2	34-1	7	17	1	158	6.1
Lang	73-59	1861	149-351	.425	87-114	.763	136	300	436	79	261-4	46	89	141	386	5.3
Shackelford	48-0	568	80-164	.488	31-49	.633	65	140	205	26	92-1	13	36	25	191	4.0
Grant	72-0	996	77-220	.350	20-31	.645	24	43	67	206	73-0	43	54	1	194	2.7
Bol	58-23	855	52-127	.409	12-19	.632	44	149	193	18	87-0	14	50	119	126	2.2

76ERS 82 19930 3225-7075 .456 1776-2259 .786 1031 2431 3462 2038 1604-9 672 1362 566 8556 104.3

OPPONENTS 82 19930 3666-7548 .486 1417-1878 .755 1258 2634 3892 2406 1790-13 781 1290 491 9029 110.1

3-PT FG: 76ERS 330-941 (.351), Hawkins 122-307 (.397), Hornacek 97-249 (.390), Weatherspoon 1-4 (.250), Gilliam 0-1 (.000), Perry 10-49 (.204), Dawkins 26-84 (.310), Anderson 39-120 (.325), Payne 4-18 (.222), Wilkins 0-2 (.000), Lang 1-5 (.200), Shackelford 0-2 (.000), Grant 20-68 (.294), Bol 10-32 (.313). OPPONENTS 280-782 (.358).

1992-93 GAME-BY-GAME RESULTS

DATE	WL	76ERS	OPP	TEAM	DATE	WL	76ERS	OPP	TEAM
11/06	L	111	114	New Jersey	02/08	L	115	120 *	New York
11/07	L	85	89	at New York	02/10	L	90	98	Houston
11/11	L	114	120	at Indiana	02/12	L	122	126	at Denver
11/13	W	126	115	at Boston	02/13	W	119	96	at Dallas
11/18	L	110	120	Orlando	02/16	L	111	149	at Houston
11/20	W	129	128 ***	Miami	02/18	L	98	103	at San Antonio
11/21	W	104	95	at New Jersey	02/23	L	89	101	at Detroit
11/24	L	119	127	at Charlotte	02/24	L	107	132	Atlanta
11/25	L	105	111	Atlanta	02/26	W	114	111	Milwaukee
11/27	L	111	115	Milwaukee	03/01	L	118	131	at Golden State
11/28	L	109	117	Boston	03/03	L	115	125	at Phoenix
12/02	L	82	98	San Antonio	03/05	L	97	101 *	at L.A. Lakers
12/04	L	99	101	Detroit	03/06	L	93	149	at Seattle
12/05	L	88	112	at Detroit	03/08	W	92	83	at Minnesota
12/09	W	115	104	Seattle	03/10	L	100	104	Boston
12/11	L	110	125	L.A. Clippers	03/12	L	95	101	L.A. Lakers
12/12	W	103	96	at Atlanta	03/16	L	98	110	at Cleveland
12/15	L	107	119	at Orlando	03/17	L	89	94	Washington
12/16	L	97	115	Cleveland	03/19	L	87	89	Dallas
12/18	L	98	112	Utah	03/20	L	86	112	at Milwaukee
12/19	W	98	96	at Chicago	03/23	W	88	80	Denver
12/21	W	113	101	Indiana	03/24	L	100	113	Chicago
12/26	L	115	121 *	at Portland	03/26	L	84	103	Cleveland
12/27	W	110	106	at L.A. Clippers	03/28	L	100	110	Phoenix
12/30	L	110	119	at Utah	03/30	L	77	91	at New Jersey
01/02	L	98	154	at Sacramento	03/31	L	103	109	at Boston
01/06	W	132	106	New Jersey	04/02	L	91	96	Portland
01/08	W	119	117	at Washington	04/04	W	112	102	Sacramento
01/09	W	104	91	Chicago	04/06	L	90	116	at Orlando
01/12	L	93	112	at Indiana	04/07	W	98	90	at Washington
01/13	W	129	122	Golden State	04/09	L	113	122	Charlotte
01/15	L	105	110 *	at New Jersey	04/10	L	114	119	at Miami
01/16	W	123	108	Detroit	04/12	L	101	120	at Charlotte
01/18	W	124	118 *	Orlando	04/15	W	101	85	Orlando
01/20	W	115	112 *	at Miami	04/18	W	106	79	Minnesota
01/22	L	91	109	New York	04/20	L	94	123	at Chicago
01/23	W	113	104	at Milwaukee	04/21	W	107	97	Miami
01/26	L	90	98	at New York	04/23	L	84	99	New York
01/27	L	125	127 *	Indiana	04/25	L	103	107	at Cleveland
01/29	W	92	86	Washington					
01/30	L	123	149	at Atlanta					
02/03	L	118	129	Charlotte					
02/05	L	93	105	at Boston					

* denotes overtime

*** denotes triple-overtime





1993-94 SEASON STATISTICS

RECORD: 25-57 (.305)

HOME: 15-26

AWAY: 10-31

6TH ATLANTIC DIVISION

PLAYER	G-GS	MIN	FG-FGA	PCT	FT-FTA	PCT	OFF	DEF	TOT	AST	PF-DQ	STL	TO	BLK	PTS	AVG
Weatherspoon	82-82	3147	602-1246	.483	298-430	.693	254	578	832	192	152-0	100	195	116	1506	18.4
Hornacek	53-53	1994	325-715	.455	178-204	.873	41	171	212	315	115-0	95	138	10	880	16.6
J. Malone	27-23	903	187-389	.481	76-94	.809	23	61	84	59	46-0	14	28	0	454	16.8
Barros	81-70	2519	412-878	.469	116-145	.800	28	168	196	424	96-0	107	167	5	1075	13.3
Woolridge	74-1	1955	364-773	.471	208-302	.689	103	195	298	139	186-1	41	142	56	937	12.7
Bradley	49-45	1385	201-491	.409	102-168	.607	98	208	306	98	170-3	45	148	147	504	10.3
Perry	80-68	2336	272-625	.435	102-176	.580	117	287	404	94	154-1	60	80	82	719	9.0
Dawkins	72-12	1343	177-423	.418	84-100	.840	28	95	123	263	74-0	63	111	5	475	6.6
M. Malone	55-0	618	102-232	.440	90-117	.769	106	120	226	34	52-0	11	59	17	294	5.3
Austin	14-0	201	29-66	.439	14-23	.609	25	44	69	17	29-0	5	17	10	72	5.1
Leckner	71-36	1163	139-286	.486	84-130	.646	75	207	282	86	190-2	18	86	34	362	5.1
Graham	70-6	889	122-305	.400	92-110	.836	21	65	86	66	54-0	61	65	4	338	4.8
Green	35-0	332	63-182	.346	13-18	.722	10	24	34	16	21-0	18	27	6	149	4.3
Kidd	68-14	884	100-169	.592	47-86	.547	76	157	233	19	129-0	19	44	23	247	3.6
Edwards	3-0	44	2-18	.111	2-5	.400	5	9	14	4	6-0	3	4	1	6	2.0
Curry	10-0	43	3-14	.214	3-4	.750	0	1	1	1	6-0	1	3	0	9	0.9
Bol	4-0	49	3-7	.429	0-0	---	2	4	6	0	8-0	2	0	9	6	1.5

76ERS	82	19805	3103-6819	.455	1509-2112	.714	1012	2394	3406	1827	1488-7	663	1368	525	8033	98.0
OPPONENTS	82	19805	3549-7338	.484	1297-1744	.744	1202	2607	3809	2357	1729-10	806	1190	385	8658	105.6

3-P FT FG: 76ERS 318-942 (.338), Weatherspoon 4-17 (.235), Hornacek 52-166 (.313), J. Malone 4-6 (.667), Barros 135-354 (.381), Woolridge 1-14 (.071), Bradley 0-3 (.000), Perry 73-200 (.365), Dawkins 37-105 (.352), M. Malone 0-1 (.000), Austin 0-1 (.000), Leckner 0-2 (.000), Graham 2-25 (.080), Green 10-41 (.244), Edwards 0-5 (.000), Curry 0-2 (.000), OPPONENTS 263-795 (.331).

1993-94 GAME-BY-GAME RESULTS

DATE	WL	76ERS	OPP	TEAM	DATE	WL	76ERS	OPP	TEAM
11/05	W	94	82	Washington	02/02	L	97	105	Cleveland
11/06	L	89	114	at Orlando	02/04	L	95	102	Washington
11/09	L	86	95	at New York	02/05	W	96	94	at Miami
11/10	L	89	91	Boston	02/07	W	125	117	Charlotte
11/12	L	93	105	at Washington	02/09	L	79	114	New York
11/13	W	98	97	at New Jersey	02/15	L	105	133	at Seattle
11/15	L	84	88	Houston	02/16	L	92	94 *	at Sacramento
11/17	L	90	92	Atlanta	02/18	L	93	109	at Portland
11/19	W	124	115	Utah	02/20	L	95	107	at L.A. Lakers
11/21	L	89	103	at Detroit	02/21	L	92	119	at Utah
11/24	W	108	97	at Indiana	02/23	L	102	106	New Jersey
11/26	L	88	100	Golden State	02/25	L	84	115	Miami
11/27	L	79	111	at Atlanta	02/26	L	102	118	Atlanta
11/30	L	80	92	Seattle	03/01	L	103	109	Washington
12/04	L	82	90	San Antonio	03/03	L	87	95	at Cleveland
12/08	W	95	88 *	Chicago	03/05	L	83	120	at Miami
12/10	L	103	109	Sacramento	03/06	L	99	126	at New Jersey
12/11	W	99	86	at Milwaukee	03/09	L	101	117	Orlando
12/13	L	107	112	at Boston	03/11	L	105	112	at Orlando
12/15	W	101	93	Denver	03/13	W	114	97	at Washington
12/17	W	105	94	L.A. Lakers	03/15	L	87	96	at Minnesota
12/18	L	90	113	at Miami	03/18	L	98	100	Minnesota
12/20	W	121	92	Detroit	03/20	L	101	103	at Milwaukee
12/22	L	90	98	Miami	03/22	L	91	125	at Charlotte
12/27	L	86	96	at L.A. Clippers	03/23	L	87	99	Chicago
12/28	W	107	90	at Golden State	03/25	L	88	105	Cleveland
12/30	L	107	119	at Phoenix	03/27	L	122	124 *	at Boston
01/02	W	96	80	at Denver	03/29	L	103	106	at Chicago
01/04	L	84	107	at San Antonio	04/01	L	100	111	Portland
01/07	W	103	93	at Dallas	04/03	L	112	135	Boston
01/08	L	93	100	at Houston	04/06	W	115	114	Milwaukee
01/10	W	99	94	Boston	04/08	W	100	97	New York
01/12	W	117	98	L.A. Clippers	04/09	L	122	127 *	Charlotte
01/14	W	104	102 *	Indiana	04/12	W	134	107	at Detroit
01/15	L	67	110	at Cleveland	04/13	L	87	115	Indiana
01/17	L	91	121	at Chicago	04/16	L	94	123	at Atlanta
01/19	L	103	115	at Charlotte	04/19	L	110	115	New Jersey
01/22	L	112	121	Orlando	04/21	L	82	130	at New York
01/23	W	99	92	at New York	04/22	L	88	133	at Indiana
01/26	W	104	90	Dallas	04/24	W	110	102	Detroit
01/28	L	103	108	Phoenix					
01/29	W	94	89	Milwaukee					

* denotes overtime

YEAR-BY-YEAR



1994-95 SEASON STATISTICS

RECORD: 24-58 (.293)

HOME: 14-27

AWAY: 10-31

6TH ATLANTIC DIVISION

PLAYER	G-GS	MIN	FG-FGA	PCT	FT-FTA	PCT	OFF	DEF	TOT	AST	PF-DQ	STL	TO	BLK	PTS	AVG
Barros	82-82	3318	571-1165	.490	347-386	.899	27	247	274	619	159-1	149	242	4	1686	20.6
Malone	19-19	660	144-284	.507	51-59	.864	11	44	55	29	35-0	15	29	0	350	18.4
Weatherspoon	76-76	2991	543-1238	.439	283-377	.751	144	382	526	215	195-1	115	191	67	1373	18.1
Burton	53-31	1564	243-606	.401	220-267	.824	49	115	164	96	167-3	32	122	19	812	15.3
Wright	79-49	2044	361-776	.465	182-282	.645	191	281	472	48	246-5	37	151	104	904	11.4
Bradley	82-59	2365	315-693	.455	148-232	.638	243	416	659	53	338-18	54	142	274	778	9.5
Grayer	47-25	1098	163-381	.428	58-83	.699	58	91	149	74	80-1	27	56	4	389	8.3
Williams	77-43	1781	206-434	.475	79-107	.738	173	312	485	59	237-4	71	84	40	491	6.4
Graham	50-7	775	95-223	.426	55-73	.753	19	43	62	66	76-0	29	48	6	251	5.0
Gaines	11-8	280	24-51	.471	5-11	.455	1	17	18	33	23-0	8	14	1	55	5.0
Abdelnaby	3-0	30	1-11	.091	0-0	---	3	5	8	0	2-0	0	5	0	2	0.7
Alston	64-1	1032	120-258	.465	59-120	.492	98	121	219	33	107-1	39	53	35	299	4.7
Daniels	5-0	63	9-27	.333	3-2	1.000	2	5	7	4	8-0	2	8	0	23	4.6
Harmon	10-0	158	21-53	.396	3-6	.500	9	14	23	12	12-0	9	7	0	46	4.6
Ford	5-0	98	9-39	.231	1-2	.500	8	12	20	9	5-0	1	8	0	19	3.8
Tyler	55-8	809	72-189	.381	35-50	.700	13	49	62	174	58-0	36	97	2	195	3.5
Jackson	21-1	257	25-68	.368	16-24	.667	18	24	42	19	33-0	9	17	5	70	3.3
Perry	42-1	446	27-78	.346	22-40	.550	38	51	89	12	51-0	10	21	15	76	1.8
Pritchard	5-0	36	0-3	.000	1-4	.250	0	1	1	11	3-0	0	5	0	1	0.2
76ERS	82	19805	2949-6577	.448	1567-2125	.737	1105	2230	3335	1566	1835-34	643	1355	576	7820	95.4
OPPONENTS	82	19805	3100-6663	.465	1569-2057	.763	1143	2317	3460	1992	1859-22	712	1299	422	8236	100.4

3-PT FG: 76ERS 355-936 (.379), Barros 197-425 (.464), Malone 11-28 (.393), Weatherspoon 4-21 (.190), Burton 106-275 (.385), Wright 0-8 (.000), Bradley 0-3 (.000), Grayer 5-15 (.333), Williams 0-7 (.000), Graham 6-28 (.214), Gaines 2-15 (.133), Alston 0-4 (.000), Daniels 3-14 (.214), Harmon 1-1 (.000), Ford 0-9 (.000), Tyler 16-51 (.314), Jackson 4-15 (.267), Perry 0-14 (.000), Pritchard 0-3 (.000). OPPONENTS 467-1287 (.363).

1994-95 GAME-BY-GAME RESULTS

DATE	WL	76ERS	OPP	TEAM	DATE	WL	76ERS	OPP	TEAM
11/04	L	86	91	Milwaukee	02/01	W	98	89	Washington
11/05	L	107	122	at Orlando	02/03	L	86	106	New York
11/07	L	83	98	at Chicago	02/04	W	102	96	at Milwaukee
11/09	W	98	97	Washington	02/06	L	92	107	Atlanta
11/11	L	100	107	Dallas	02/07	L	84	90	at Cleveland
11/12	L	103	116	Orlando	02/15	L	97	101	Minnesota
11/15	L	98	99	at Detroit	02/17	L	83	129	at Orlando
11/16	W	109	96	Miami	02/18	W	95	89	Denver
11/18	W	97	83	L.A. Clippers	02/20	L	85	98	at Golden State
11/22	L	99	102	at Atlanta	02/22	L	100	112	at L.A. Lakers
11/25	W	109	101	at Minnesota	02/23	L	75	105	at Denver
11/26	L	99	108	Boston	02/26	L	99	104	at New York
12/02	W	99	96	Sacramento	02/28	W	106	102	at Washington
12/03	W	83	78	at Cleveland	03/03	W	102	98	at New Jersey
12/05	L	96	101	* New York	03/04	L	94	106	Chicago
12/07	W	111	102	at Miami	03/08	L	108	115	* New Jersey
12/09	L	88	94	Indiana	03/10	L	94	100	San Antonio
12/10	L	103	107	at New York	03/12	L	72	92	Cleveland
12/13	W	105	90	Miami	03/14	L	107	136	Houston
12/14	L	96	99	at Milwaukee	03/16	L	86	112	at San Antonio
12/16	L	80	84	Cleveland	03/17	L	101	103	at Dallas
12/17	L	92	97	Detroit	03/19	L	103	114	at Houston
12/20	L	88	91	Utah	03/22	W	119	102	Golden State
12/22	L	91	103	at Charlotte	03/24	L	75	107	Boston
12/23	W	85	77	at Boston	03/25	L	75	84	Indiana
12/26	W	101	94	at Portland	03/29	W	99	81	Charlotte
12/28	L	102	121	at Seattle	03/31	W	86	85	Portland
12/30	L	82	85	at Sacramento	04/01	L	84	91	at Chicago
01/04	L	122	127	at Phoenix	04/04	L	92	95	at Miami
01/05	L	93	95	at L.A. Clippers	04/05	L	66	84	at Charlotte
01/07	L	90	111	at Utah	04/07	L	81	91	at Boston
01/11	L	77	115	Chicago	04/08	W	109	99	Orlando
01/13	L	101	110	New Jersey	04/11	L	106	110	* Atlanta
01/14	L	70	91	at Orlando	04/13	W	102	94	New Jersey
01/16	L	110	116	Detroit	04/15	W	97	87	at New Jersey
01/18	W	92	80	at Atlanta	04/17	L	90	101	Charlotte
01/20	L	98	102	at Washington	04/19	L	91	103	at Indiana
01/21	W	117	113	* L.A. Lakers	04/21	W	113	106	Miami
01/24	L	105	116	at Detroit	04/23	L	90	106	at Washington
01/25	L	97	98	Milwaukee					
01/27	L	107	108	Phoenix					
01/28	L	103	106	* at Indiana					
01/30	L	104	109	Seattle					

* denotes overtime

YEAR-BY-YEAR





1995-96 SEASON STATISTICS

RECORD: 18-64 (.220)

HOME: 11-30

AWAY: 7-34

7TH ATLANTIC DIVISION

PLAYER	G-GS	MIN	FG-FGA	PCT	FT-FTA	PCT	OFF	DEF	TOT	AST	PF-DQ	STL	TO	BLK	PTS	AVG
Stackhouse	72-71	2701	452-1091	.414	387-518	.747	90	175	265	278	179-0	76	252	79	1384	19.2
Weatherspoon	78-75	3096	491-1015	.484	318-426	.746	237	516	753	158	214-3	112	179	108	1300	16.7
Maxwell	75-57	2467	410-1052	.390	251-332	.756	39	190	229	330	182-1	96	215	12	1217	16.2
Ruffin	61-23	1551	263-648	.406	148-182	.813	21	111	132	269	132-0	43	149	2	778	12.8
Coleman	11-11	294	48-118	.407	20-32	.625	13	59	72	31	30-0	4	28	10	123	11.2
Wright	46-32	1136	183-384	.477	117-186	.629	124	175	299	27	125-2	24	81	39	483	10.5
Massenburg	30-8	804	114-236	.483	68-92	.739	75	111	186	12	73-0	15	38	11	296	9.9
Bradley	12-11	334	43-97	.443	19-25	.760	34	72	106	8	42-0	8	31	38	105	8.8
Higgins	44-4	916	134-323	.415	35-37	.946	20	72	92	55	90-1	24	49	11	351	8.0
Graham	8-3	128	17-32	.531	15-17	.882	5	10	15	11	16-0	5	17	0	56	7.0
Pinckney	27-23	679	54-102	.529	42-55	.764	74	102	176	22	55-1	33	23	11	150	5.6
Skiles	10-9	236	20-57	.351	8-10	.800	1	15	16	38	21-0	7	16	0	63	6.3
Malone	25-3	407	63-160	.394	24-26	.923	8	24	32	19	19-0	13	19	0	155	6.2
Alston	73-41	1614	198-387	.512	55-112	.491	127	175	302	61	191-1	56	59	52	432	6.2
Dumas	39-14	739	95-203	.468	49-70	.700	42	57	99	44	79-1	42	49	6	241	6.2
Sutton	30-2	465	65-167	.389	20-27	.741	4	31	35	63	56-0	17	45	2	190	6.3
Walters	33-8	523	49-115	.426	36-46	.783	11	37	48	95	49-0	22	34	4	153	4.6
Grant	11-2	280	18-48	.375	5-6	.833	3	18	21	60	28-0	12	15	2	45	4.1
Wilson	6-0	79	10-20	.500	3-4	.750	7	7	14	4	9-0	3	1	0	23	3.8
Williams	13-1	193	15-29	.517	10-12	.833	13	33	46	5	27-0	6	8	7	40	3.1
Brown	9-1	162	9-16	.563	8-17	.471	14	23	37	3	24-1	3	6	2	26	2.9
Perry	8-0	87	8-18	.444	2-3	.667	6	7	13	2	5-0	2	3	3	19	2.4
Thompson	44-11	773	33-83	.398	19-24	.792	62	137	199	26	125-5	19	37	20	85	1.9
Bennett	8-0	66	4-17	.235	3-4	.750	1	4	5	8	6-0	1	7	1	11	1.4

76ERS 82 19730 2796-6418 .436 1662-2263 .734 1031 2161 3192 1629 1777-16 643 1414 420 7746 94.5

OPPONENTS 82 19730 3284-6796 .483 1472-1986 .741 1164 2478 3642 2109 1912-17 723 1288 469 8566 104.5

3-PT FG: 76ERS 492-1438 (.342), Stackhouse 93-292 (.318), Weatherspoon 0-2 (.000), Maxwell 146-460 (.317), Ruffin 104-284 (.366), Coleman 7-21 (.333), Massenburg 0-3 (.000), Higgins 48-129 (.372), Graham 7-14 (.500), Skiles 15-34 (.441), Malone 5-16 (.313), Alston 1-3 (.333), Dumas 2-9 (.222), Sutton 40-96 (.417), Walters 19-54 (.352), Grant 4-18 (.222), Williams 0-2 (.000), Perry 1-1 (.1000), OPPONENTS 526-1421 (.370).

1995-96 GAME-BY-GAME RESULTS

DATE	W/L	76ERS	OPP	TEAM	DATE	W/L	76ERS	OPP	TEAM
11/03	W	105	103	Washington	02/01	L	104	124	at Miami
11/04	L	108	119	at Charlotte	02/03	L	85	96	Portland
11/07	L	106	109	Sacramento	02/07	W	102	101	Indiana
11/10	W	104	90	Charlotte	02/13	W	104	101	at Milwaukee
11/14	L	107	115	Seattle	02/14	L	83	102	Detroit
11/15	L	95	127	at Washington	02/16	L	84	116	at New York
11/17	L	82	114	Cleveland	02/17	L	82	97	at Cleveland
11/18	L	79	95	at New Jersey	02/20	L	104	123	at Orlando
11/22	L	106	115	Houston	02/21	L	57	66	Miami
11/24	L	78	101	at Detroit	02/23	L	95	102	at Indiana
11/25	L	89	107	Golden State	02/25	L	101	108	at Miami
11/29	L	81	106	at Atlanta	02/27	W	121	115	at Dallas
12/01	L	102	105	at Toronto	02/29	L	95	109	at Houston
12/02	L	85	94	New York	03/02	L	101	115	at San Antonio
12/05	L	91	108	at Indiana	03/04	L	97	110	Orlando
12/06	W	108	87	Dallas	03/06	L	90	103	Minnesota
12/08	L	85	113	at Cleveland	03/08	W	100	92	New York
12/09	L	98	124	Boston	03/10	L	102	104	L.A. Clippers
12/11	L	91	104	Denver	03/12	W	118	110	Toronto
12/13	L	100	111	at Boston	03/13	L	100	110	at Boston
12/17	W	101	99	at Minnesota	03/15	L	102	128	Phoenix
12/20	W	108	104	Utah	03/16	L	88	94	at New York
12/22	L	94	99	Milwaukee	03/18	L	94	98	Chicago
12/23	L	85	98	New Jersey	03/20	L	84	107	at Utah
12/27	L	90	105	at Phoenix	03/22	L	93	107	at L.A. Clippers
12/29	L	97	117	at Sacramento	03/23	L	89	129	at Seattle
12/30	L	100	108	at Denver	03/25	L	71	94	at Portland
01/02	W	90	89	at L.A. Lakers	03/27	W	103	94	Toronto
01/03	L	111	122	at Golden State	03/29	L	95	101	Boston
01/05	L	102	103	* at Vancouver	03/30	L	105	107	at Washington
01/10	L	93	98	Washington	04/03	L	87	102	Indiana
01/12	W	107	80	at New Jersey	04/05	L	87	108	Detroit
01/13	L	93	120	Chicago	04/06	W	100	99	at Atlanta
01/16	L	104	116	at Chicago	04/08	W	82	79	New Jersey
01/17	L	100	111	Milwaukee	04/10	L	76	92	at Detroit
01/19	L	77	82	Atlanta	04/12	L	82	112	at Chicago
01/21	L	88	118	San Antonio	04/14	L	78	94	Charlotte
01/23	L	90	105	at Orlando	04/17	W	90	86	Miami
01/24	L	88	91	Cleveland	04/19	L	92	112	Orlando
01/26	L	88	100	L.A. Lakers	04/21	W	109	105	* at Toronto
01/27	L	105	110	at Charlotte					
01/29	W	103	92	Vancouver					

* denotes overtime

YEAR-BY-YEAR



1996-97 SEASON STATISTICS

RECORD: 22-60 (.268)

HOME: 11-30

AWAY: 11-30

6TH ATLANTIC DIVISION

PLAYER	G-GS	MIN	FG-FGA	PCT	FT-FTA	PCT	OFF	DEF	TOT	AST	PF-DQ	STL	TO	BLK	PTS	AVG
Iverson	76-74	3045	625-1504	.416	382-544	.702	115	197	312	567	233-5	157	337	24	1787	23.5
Stackhouse	81-81	3166	533-1308	.407	511-667	.766	156	182	338	253	219-2	93	316	63	1679	20.7
Coleman	57-54	2102	364-836	.435	272-365	.745	157	416	573	193	164-1	50	184	75	1032	18.1
Weatherspoon	82-82	2949	398-811	.491	206-279	.738	219	460	679	140	187-0	74	137	86	1003	12.2
MacLean	37-2	733	163-365	.447	64-97	.660	41	99	140	37	71-0	12	47	10	402	10.9
Davis	75-17	1705	251-535	.469	113-168	.673	138	185	323	135	230-7	85	118	31	639	8.5
Walters	59-16	1041	148-325	.455	49-62	.790	21	86	107	113	75-1	28	61	3	402	6.8
Williams	62-52	1317	162-318	.509	38-55	.691	155	242	397	41	206-5	44	50	41	362	5.8
Harris	54-3	813	112-294	.381	33-47	.702	27	44	71	50	45-0	41	34	3	293	5.4
Overton	61-4	634	81-190	.426	45-48	.938	18	50	68	101	44-0	24	39	0	217	3.6
Courtney	4-0	52	6-14	.429	0-0	---	5	4	9	0	8-1	0	1	0	12	3.0
Hendrickson	29-1	301	32-77	.416	18-26	.692	35	57	92	3	32-1	10	14	4	85	2.9
King	7-0	59	7-17	.412	5-5	1.000	4	10	14	5	7-0	4	3	0	20	2.9
Caldwell	27-0	365	30-57	.526	12-33	.364	38	73	111	7	60-0	8	16	7	72	2.7
Cage	82-24	1247	66-141	.468	19-41	.463	112	208	320	43	118-0	48	17	42	151	1.8
Bradtke	36-0	251	25-58	.431	9-13	.692	26	42	68	7	34-0	5	9	5	59	1.6

76ERS 82 19780 3003-6850 .438 1776-2450 .725 1267 2355 3622 1695 1733-24 683 1437 394 8215 100.2

OPPONENTS 82 19780 3314-7045 .470 1565-2134 .733 1186 2453 3639 2066 2008-16 822 1278 494 8751 106.7

3-PT FG: 76ERS 433-1356 (.319), Iverson 155-455 (.341), Stackhouse 102-342 (.298), Coleman 32-119 (.269), Weatherspoon 1-6 (.167), MacLean 12-38 (.316), Davis 24-93 (.258), Walters 57-148 (.385), Williams 0-2 (.000), Harris 36-99 (.364), Overton 10-40 (.250), Hendrickson 3-12 (.250), King 1-2 (.500), OPPONENTS 558-1529 (.365).

1996-97 GAME-BY-GAME RESULTS

DATE	WL	76ERS	OPP	TEAM	DATE	WL	76ERS	OPP	TEAM
11/01	L	103	111	Milwaukee	01/31	L	99	109	Orlando
11/02	L	86	115	at Chicago	02/01	W	109	100	at Milwaukee
11/05	L	81	83	Detroit	02/05	W	113	97	San Antonio
11/08	W	115	105	at Boston	02/11	L	94	105	at Cleveland
11/09	W	112	95	Phoenix	02/13	L	92	107	at New York
11/12	W	101	97	at New York	02/15	L	99	125	at Miami
11/13	L	98	110	at Toronto	02/16	L	97	112	Denver
11/15	L	89	105	Cleveland	02/18	L	83	111	Miami
11/16	W	91	89	at Miami	02/20	W	101	84	L.A. Clippers
11/20	L	92	103	Indiana	02/22	W	97	80	Portland
11/22	L	76	88	at Washington	02/25	L	93	98	at L.A. Clippers
11/23	W	109	92	New York	02/26	L	104	111	at Phoenix
11/26	L	88	100	L.A. Lakers	02/28	W	104	100	at Vancouver
11/29	W	100	91	Orlando	03/02	L	95	112	at Portland
11/30	W	96	90	Vancouver	03/04	L	106	107	Washington
12/04	L	103	113	at San Antonio	03/06	L	104	117	Atlanta
12/05	L	102	106	at Dallas	03/09	W	99	93	at Washington
12/07	L	108	123	at Houston	03/11	L	100	104	at Minnesota
12/09	L	94	118	Seattle	03/12	L	104	108	Chicago
12/11	L	79	84	Miami	03/14	W	109	95	Minnesota
12/13	L	75	84	at Charlotte	03/15	L	99	107	Charlotte
12/14	L	81	106	at Atlanta	03/18	L	105	117	at Toronto
12/17	L	84	93	Charlotte	03/19	L	100	111	New York
12/20	L	103	110	New York	03/21	W	112	110	New Jersey
12/21	L	105	111	Chicago	03/26	L	105	123	at New Jersey
12/26	W	118	89	at Denver	03/28	W	113	105	Boston
12/28	L	84	110	at Utah	03/30	W	96	92	at Detroit
12/29	L	102	115	at L.A. Lakers	04/01	W	105	93	at Orlando
01/02	L	82	96	at Seattle	04/02	L	90	112	Toronto
01/03	L	114	122 *	at Golden State	04/04	L	103	114	Indiana
01/05	L	106	107	at Sacramento	04/05	L	113	115	at Charlotte
01/07	L	88	109	at Orlando	04/07	L	102	128	at Chicago
01/08	L	93	111	Dallas	04/09	L	101	116	Atlanta
01/10	L	99	120	Houston	04/11	L	118	126	at Milwaukee
01/13	L	96	97 *	Utah	04/12	L	118	125	at Cleveland
01/15	L	111	128	Golden State	04/14	L	110	131	Washington
01/17	L	103	105 *	New Jersey	04/16	W	113	105	at New Jersey
01/19	L	107	111	at Indiana	04/18	L	113	119	Boston
01/20	L	104	114	Milwaukee	04/19	L	104	136	at Atlanta
01/22	W	127	125 *	at Boston					
01/24	L	92	107	Sacramento					
01/25	L	95	104	at Detroit					
01/29	W	101	99	Toronto					

* denotes overtime

YEAR-BY-YEAR





1997-98 SEASON STATISTICS

RECORD: 31-51 (.378)

HOME: 19-22

AWAY: 12-29

7TH ATLANTIC DIVISION

PLAYER	G-GS	MIN	FG-FGA	PCT	FT-FTA	PCT	OFF	DEF	TOT	AST	PF-DQ	STL	TO	BLK	PTS	AVG
Iverson	80-80	3150	649-1407	.461	390-535	.729	86	210	296	494	200-2	176	244	25	1758	22.0
Coleman	59-58	2135	356-867	.411	302-391	.772	149	438	587	145	144-1	46	157	68	1040	17.6
Stackhouse	22-22	748	128-283	.452	81-101	.802	28	48	76	67	56-1	31	74	21	353	16.0
Smith	30-6	699	121-270	.448	67-85	.788	58	75	133	27	94-0	18	52	13	309	10.3
Jackson	48-47	1788	246-535	.460	126-154	.818	69	158	227	223	112-0	41	145	6	657	13.7
Thomas	77-48	1779	306-684	.447	171-231	.740	107	181	288	90	185-2	54	118	17	845	11.0
Ratliff	58-55	1861	249-486	.512	154-218	.706	175	251	426	42	209-6	38	82	203	652	11.2
Weatherspoon	48-18	1290	141-331	.426	123-174	.707	109	227	336	40	108-1	43	69	52	405	8.4
Shaw	20-2	502	51-139	.367	12-19	.632	17	47	64	88	55-1	14	24	3	121	6.1
Chambers	1-0	10	2-2	1.000	2-2	1.000	0	2	2	0	2-0	2	1	0	6	6.0
Cummings	44-2	656	97-212	.458	39-58	.672	55	93	148	21	102-1	22	17	5	233	5.3
Benjamin	14-0	197	22-41	.537	19-30	.633	18	35	53	3	26-0	4	12	4	63	4.5
McKie	57-31	1341	96-277	.347	22-32	.688	34	129	163	137	117-0	78	52	12	223	3.9
Williams	58-7	801	93-213	.437	51-63	.810	87	124	211	29	132-0	17	30	21	237	4.1
Davis	71-12	906	109-244	.447	64-101	.634	64	94	158	73	95-1	49	91	18	282	4.0
Montross	20-20	337	30-76	.395	7-19	.368	28	64	92	7	61-0	7	15	12	67	3.4
Snow	47-0	844	69-161	.429	44-61	.721	19	58	77	164	99-0	60	51	4	184	3.9
Overtone	23-2	277	24-63	.381	14-16	.875	2	12	14	37	34-0	8	23	1	62	2.7
Stewart	15-0	110	12-26	.462	16-25	.640	9	22	31	2	13-0	5	8	2	40	2.7
Walters	19-0	127	11-29	.379	17-17	1.000	3	6	9	21	17-0	5	17	0	42	2.2
Parker	37-0	196	25-63	.397	13-20	.650	8	18	26	19	17-0	11	11	3	72	1.9
Cunningham	1-0	1	0-0	---	0-0	---	0	2	2	0	0-0	0	0	0	0	0.0

76ERS 82 19755 2837-6409 .443 1734-2352 .737 1125 2294 3419 1729 1878-16 729 1356 490 7651 93.3

OPPONENTS 82 19755 2906-6440 .451 1651-2262 .730 1115 2341 3456 1927 1904-21 766 1318 508 7847 95.7

3-PT FG: 76ERS 243-810 (.300), Iverson 70-235 (.298), Coleman 26-98 (.265), Stackhouse 16-46 (.348), Smith 0-1 (.000), Jackson 39-112 (.348), Thomas 62-171 (.363), Shaw 7-28 (.250), Cummings 0-1 (.000), McKie 9-46 (.196), Williams 0-5 (.000), Davis 0-6 (.000), Snow 2-16 (.125), Overtone 0-3 (.000), Walters 3-14 (.214), Parker 9-28 (.321), OPPONENTS 384-1115

1997-98 GAME-BY-GAME RESULTS

DATE	W/L	76ERS	OPP	TEAM	DATE	W/L	76ERS	OPP	TEAM
10/31	L	88	103	Milwaukee	01/31	L	86	102	Houston
11/01	L	74	94	at Chicago	02/02	L	97	106	Phoenix
11/05	L	88	93	Atlanta	02/04	L	84	98	Miami
11/06	L	93	100	at Milwaukee	02/11	W	91	90	Dallas
11/09	L	105	112	Seattle	02/13	L	96	103	at Charlotte
11/12	W	114	100	at Houston	02/14	L	98	105	New Jersey
11/13	W	99	98	at Dallas	02/17	W	98	97	Cleveland
11/15	L	101	107	Boston	02/19	L	77	82	at Indiana
11/19	W	97	86	Washington	02/21	W	98	89	at New Jersey
11/22	L	94	108	Orlando	02/22	L	92	97	Indiana
11/26	L	89	95	Cleveland	02/24	W	85	84	at Phoenix
11/28	W	105	95	L.A. Lakers	02/25	L	108	117	at L.A. Clippers
11/30	L	89	101	at Indiana	02/27	W	79	78	at Denver
12/03	L	90	94	at Miami	02/28	L	88	100	at San Antonio
12/05	L	88	107	at New Jersey	03/04	W	87	80	Milwaukee
12/07	W	93	78	New York	03/06	W	80	71	New York
12/08	L	86	95	at Orlando	03/08	L	91	100	at Washington
12/10	L	97	104	Toronto	03/09	L	78	88	Orlando
12/12	W	106	91	Denver	03/11	W	88	86	Washington
12/13	L	83	95	at New York	03/13	W	107	86	Atlanta
12/15	L	83	100	at Boston	03/14	W	93	89	at Milwaukee
12/17	L	90	94	Minnesota	03/17	L	96	100	at New York
12/19	L	84	91	Miami	03/18	W	104	96	at Detroit
12/20	L	78	115	at Detroit	03/20	L	79	91	Utah
12/22	L	92	96	Detroit	03/22	L	90	108	at Boston
12/27	W	85	78	at Golden State	03/23	L	79	94	Detroit
12/28	L	90	92	at Sacramento	03/25	L	86	91	New Jersey
12/30	L	86	96	at Portland	03/27	L	85	110	San Antonio
01/01	W	115	104	at Vancouver	03/29	W	99	94	Boston
01/02	L	73	90	at Seattle	03/31	L	93	101	at Charlotte
01/04	W	113	107	at L.A. Lakers	04/01	W	112	91	at Washington
01/06	L	95	98 *	at Utah	04/03	W	93	78	L.A. Clippers
01/13	W	107	89	Vancouver	04/05	W	116	104	Toronto
01/15	W	106	96	Chicago	04/06	L	92	113	at Orlando
01/17	W	112	84	Golden State	04/08	W	109	101	Charlotte
01/19	W	98	85	Sacramento	04/10	L	102	107	at Minnesota
01/21	L	87	92	at Miami	04/11	L	95	106	at Cleveland
01/23	W	98	87	Portland	04/14	L	94	95	at Atlanta
01/24	L	92	111	at Cleveland	04/17	L	80	87	Chicago
01/26	L	87	91	at Toronto	04/19	W	107	78	at Toronto
01/28	L	90	93 *	Indiana					
01/29	L	99	109 *	at Atlanta					

* denotes overtime

YEAR-BY-YEAR



1998-99 SEASON STATISTICS

RECORD: 28-22 (.560)

HOME: 17-8

AWAY: 11-14

3RD ATLANTIC DIVISION

PLAYER	G-GS	MIN	FG-FGA	PCT	FT-FTA	PCT	OFF	DEF	TOT	AST	PF-DQ	STL	TO	BLK	PTS	AVG
Iverson	48-48	1990	435-1056	.412	356-474	.751	66	170	236	223	98-0	110	167	7	1284	26.8
Geiger	50-40	1540	266-555	.479	141-177	.797	137	225	362	58	157-2	39	101	40	674	13.5
Ratliff	50-50	1627	197-419	.470	166-229	.725	139	268	407	30	180-8	45	92	149	560	11.2
Hughes	50-1	988	170-414	.411	107-151	.709	83	106	189	77	97-0	44	68	14	455	9.1
Snow	48-48	1716	149-348	.428	110-150	.733	25	137	162	301	149-2	100	111	1	413	8.6
Hill	21-6	587	72-150	.480	35-69	.507	64	89	153	18	77-2	16	35	8	179	8.5
Lynch	43-43	1315	147-349	.421	53-84	.631	110	169	279	76	142-2	85	79	22	356	8.3
McKie	50-4	959	95-237	.401	44-62	.710	27	113	140	100	90-1	63	57	3	240	4.8
Thomas	17-0	188	27-67	.403	19-24	.792	7	26	33	15	21-0	3	15	3	78	4.6
Overton	10-0	37	5-15	.333	0-0	---	0	2	2	4	2-0	1	2	0	10	1.0
Grant	47-10	798	62-168	.369	21-29	.724	36	74	110	23	73-1	20	21	16	146	3.1
Honeycutt	13-0	90	7-27	.259	6-8	.750	3	8	11	3	10-0	4	8	2	25	1.9
Mohammed	26-0	121	15-42	.357	12-21	.571	18	19	37	2	22-0	5	12	4	42	1.6
Parker	2-0	3	1-1	1.000	0-0	---	0	0	0	0	0-0	0	0	0	2	1.0
Mahorn	16-0	127	5-18	.278	3-8	.375	7	16	23	2	22-0	5	6	1	13	0.8
Benjamin	6-0	33	2-7	.286	0-0	---	3	5	8	1	6-0	0	3	0	4	0.7
Shaw	9-0	14	1-8	.125	0-0	---	3	0	3	0	2-0	0	2	0	2	0.2
Williams	2-0	17	0-2	.000	0-0	---	1	1	2	1	4-0	2	2	1	0	0.0
76ERS	50	12150	1656-3883	.426	1073-1486	.722	729	1428	2157	934	1152-18	542	822	271	4483	89.7
OPPONENTS	50	12150	1599-3784	.423	941-1288	.731	619	1402	2021	999	1185-13	435	896	263	4380	87.6

3-PT FG: 76ERS 98-371 (.264), Iverson 58-199 (.291), Geiger 1-5 (.200), Hughes 8-52 (.154), Snow 5-21 (.238), Lynch 9-23 (.391), McKie 6-31 (.194), Thomas 5-19 (.263), Overton 0-1 (.000), Grant 1-6 (.167), Honeycutt 5-14 (.357). OPPONENTS 241-716 (.337).

1998-99 GAME-BY-GAME RESULTS

DATE	W/L	76ERS	OPP	TEAM	DATE	W/L	76ERS	OPP	TEAM
02/05	W	78	66	at Charlotte	04/18	L	79	86	at New Jersey
02/06	W	95	75	Orlando	04/19	W	72	67	New York
02/09	W	90	86	Detroit	04/21	W	80	78	at Boston
02/12	L	94	98	San Antonio	04/22	W	104	96	at Detroit
02/14	W	78	70	Atlanta	04/25	W	103	86	Orlando
02/16	L	92	93	Milwaukee	04/27	W	80	71	Cleveland
02/18	L	95	99	at Indiana	04/29	L	70	85	at New York
02/19	L	67	78	New York	05/01	W	103	96	Toronto
02/20	L	69	76	Atlanta	05/02	L	96	100	at Detroit
02/22	W	106	97	at Cleveland	05/04	L	110	117 *	at Charlotte
02/24	W	94	81	Sacramento	05/05	W	105	100 *	Detroit
02/25	W	98	80	at Chicago					
02/28	W	87	76	at Milwaukee					
03/01	W	104	91	at Washington					
03/03	W	102	86	Chicago					
03/05	L	78	89	Miami					
03/07	L	95	103 *	Washington					
03/08	L	89	91	at Miami					
03/10	W	85	70	Charlotte					
03/12	W	100	93 *	New Jersey					
03/15	L	73	74	at Orlando					
03/17	W	114	110	Indiana					
03/19	W	105	90	L.A. Lakers					
03/21	L	75	91	at Portland					
03/22	L	76	92	at Seattle					
03/24	W	95	90 *	at Vancouver					
03/26	L	84	90	Boston					
03/27	L	99	103 *	at Atlanta					
03/30	L	81	91	at Chicago					
04/01	W	88	84	at Miami					
04/02	L	80	85	Cleveland					
04/04	L	82	97	at Toronto					
04/06	W	95	87	Milwaukee					
04/07	W	96	92	at New Jersey					
04/09	W	83	67	at Boston					
04/11	L	98	105	at Washington					
04/13	L	72	91	at New York					
04/14	W	96	78	Toronto					
04/16	W	93	83	Indiana					

* denotes overtime





1999-2000 SEASON STATISTICS

RECORD: 49-33 (.598)

HOME: 29-12

AWAY: 20-21

3RD ATLANTIC DIVISION

PLAYER	G-GS	MIN	FG-FGA	PCT	FT-FTA	PCT	OFF	DEF	TOT	AST	PF-DQ	STL	TO	BLK	PTS	AVG
Iverson	70-70	2853	729-1733	.421	442-620	.713	71	196	267	328	162-1	144	230	5	1989	28.4
Kukoc	32-8	916	149-340	.438	74-110	.673	38	105	143	141	61-0	33	71	9	398	12.4
Hill	68-65	2155	318-656	.485	179-259	.691	220	405	625	52	243-3	64	124	27	815	12.0
Ratliff	57-56	1795	247-491	.503	182-236	.771	140	295	435	36	185-4	32	108	171	676	11.9
Hughes	50-5	1018	192-461	.416	106-142	.746	52	107	159	75	94-0	54	95	12	501	10.0
Geiger	65-20	1406	260-589	.441	109-140	.779	154	233	387	39	194-1	29	91	22	629	9.7
Lynch	75-75	2416	297-644	.461	113-183	.617	216	366	582	136	231-2	119	120	38	722	9.6
McKie	82-14	1952	244-593	.411	121-146	.829	47	199	246	240	194-3	108	113	18	653	8.0
Snow	82-80	2866	257-597	.430	126-177	.712	42	219	261	624	243-2	140	162	8	651	7.9
Owens	46-7	919	112-258	.434	38-64	.594	63	129	192	59	119-1	26	61	16	271	5.9
MacCulloch	56-6	528	89-161	.553	28-54	.519	48	98	146	13	94-0	11	26	37	206	3.7
Roberts	5-1	51	5-16	.313	0-3	.000	6	9	15	3	15-0	1	2	1	10	2.0
Mohammed	28-3	190	21-54	.389	12-22	.545	16	34	50	2	29-0	4	18	12	14	1.9
Ollie	40-0	290	22-49	.449	28-37	.757	4	27	31	46	27-0	10	10	0	72	1.8
Jones	33-0	138	22-58	.379	11-18	.611	16	22	38	5	10-0	6	14	5	57	1.7
Bowen	42-0	311	26-73	.356	6-12	.500	14	22	36	16	37-0	9	5	5	59	1.4
Lang	3-0	6	1-1	1.000	1-1	1.000	0	0	0	1	1-0	0	0	0	3	1.0
Bowman	11-0	20	2-2	1.000	1-2	.500	0	2	2	1	0-0	1	1	0	5	0.5
76ERS	82	19830	2993-6776	.442	1577-2226	.708	1147	2468	3615	1817	1939-17	791	1284	386	7771	94.8
OPPONENTS	82	19830	2867-6595	.435	1510-2001	.755	1065	2501	3566	1828	1977-29	631	1444	531	7661	93.4

3-PT FG: 76ERS 208-643 (.323), Iverson 89-261 (.341), Kukoc 26-90 (.289), Hill 0-1 (.000), Hughes 11-51 (.216), Geiger 0-4 (.000), Lynch 15-36 (.417), McKie 44-121 (.364), Snow 11-45 (.244), Owens 9-27 (.333), Roberts 0-1 (.000), Jones 2-4 (.500), Bowen 1-2 (.500), OPPONENTS 417-1172 (.356).

1999-2000 GAME-BY-GAME RESULTS

DATE	WL	76ERS	OPP	TEAM	DATE	WL	76ERS	OPP	TEAM
11/02	L	76	89	at San Antonio	01/31	L	80	83	at Denver
11/04	L	80	84	at Phoenix	02/01	W	101	100	at Dallas
11/05	L	81	91	at L.A. Clippers	02/03	L	106	109	at Houston
11/08	W	117	98	Seattle	02/06	W	119	108	Sacramento
11/10	L	105	110	at Orlando	02/07	L	84	109	at Indiana
11/12	W	92	86	Chicago	02/09	W	92	90	New Jersey
11/14	W	93	90	at Toronto	02/15	L	93	95	Charlotte
11/16	W	95	73	at Washington	02/18	W	104	75	Cleveland
11/17	L	93	98	Miami	02/20	L	84	87	L.A. Lakers
11/19	L	91	97	Portland	02/23	W	94	78	L.A. Clippers
11/20	W	100	96	at New Jersey	02/25	W	97	83	at Milwaukee
11/22	L	91	94	San Antonio	02/27	L	88	89	at New York
11/24	L	93	101	Washington	02/29	W	106	87	Dallas
11/26	W	106	83	Cleveland	03/02	W	87	84	at Washington
11/27	W	82	79	at Milwaukee	03/04	W	95	84	at Chicago
11/30	W	74	70	New York	03/08	W	107	90	Vancouver
12/01	L	83	90	at Miami	03/10	L	77	82	New York
12/03	W	102	100 *	at Cleveland	03/12	L	77	93	at Boston
12/04	W	77	74	Boston	03/14	W	98	97 *	at Cleveland
12/06	L	77	94	Denver	03/16	L	77	92	at Miami
12/08	W	83	73	Houston	03/17	W	99	97	Utah
12/10	L	78	85	at New York	03/19	W	89	85	Orlando
12/11	L	84	106	Charlotte	03/20	W	102	96	at Charlotte
12/15	W	93	91	Toronto	03/22	W	106	93	Toronto
12/17	W	77	74	Chicago	03/24	W	117	115 **	Boston
12/18	L	91	104	at Detroit	03/26	W	111	101	at Indiana
12/20	W	122	121 *	Detroit	03/28	W	102	100	at Minnesota
12/23	L	94	99	at New Jersey	03/29	L	84	98	at Utah
12/26	W	92	86	at Seattle	03/31	L	88	100	at L.A. Lakers
12/27	W	100	93	at Vancouver	04/02	L	95	117	at Sacramento
12/29	W	97	94	at Golden State	04/05	W	107	86	Atlanta
12/30	L	90	108	at Portland	04/07	W	102	97	at Boston
01/03	W	124	120 *	Milwaukee	04/09	L	80	92	at Orlando
01/05	W	113	92	Golden State	04/10	W	96	80	Miami
01/09	L	112	123	Minnesota	04/12	W	93	84	Washington
01/14	W	102	100	Orlando	04/14	W	104	92	at Atlanta
01/15	W	101	98	at Atlanta	04/15	W	100	94	Detroit
01/17	W	101	96	New Jersey	04/17	L	90	92	Indiana
01/19	W	107	89	Atlanta	04/18	W	93	89	at Chicago
01/20	L	100	109	at Charlotte					
01/22	W	103	97	Indiana					
01/26	L	87	93	Phoenix					
01/29	L	88	90	at Detroit					

* denotes overtime

** denotes double-overtime

YEAR-BY-YEAR



2000-01 SEASON STATISTICS

RECORD: 56-26 (.683)

HOME: 29-12

AWAY: 27-14

1ST ATLANTIC DIVISION

PLAYER	G-GS	MIN	FG-FGA	PCT	FT-FTA	PCT	OFF	DEF	TOT	AST	PF-DQ	STL	TO	BLK	PTS	AVG
Iverson	71-71	2979	762-1813	.420	585-719	.814	50	223	273	325	147-0	178	237	20	2207	31.1
Ratliff	50-50	1800	228-457	.499	165-217	.760	125	288	413	58	165-3	30	126	187	621	12.4
McKie	76-33	2394	338-714	.473	149-194	.768	33	278	311	377	178-3	106	203	8	878	11.6
Mutombo	26-26	875	100-202	.495	104-137	.759	119	203	322	22	65-0	9	52	66	304	11.7
Snow	50-50	1740	182-435	.418	122-154	.792	27	139	166	369	123-1	77	124	7	491	9.8
McLeod	1-0	15	1-2	.500	0-0	---	1	1	2	0	2-0	0	1	0	2	2.0
Hill	76-75	2363	278-587	.474	172-273	.630	239	448	687	48	242-2	37	127	27	728	9.6
Lynch	82-80	2649	274-616	.445	123-171	.719	200	390	590	139	222-2	99	109	30	686	8.4
Kukoc	48-5	979	151-330	.458	52-88	.591	47	115	162	93	62-0	35	60	6	386	8.0
Geiger	35-4	542	88-224	.393	37-54	.685	50	89	139	14	73-0	12	25	8	213	6.1
Buford	47-0	573	104-241	.432	24-29	.828	16	58	74	17	68-0	17	29	6	248	5.3
Maxwell	24-6	375	42-125	.336	15-22	.682	3	34	37	29	33-0	12	18	0	120	5.0
Jones	65-0	866	122-275	.444	40-53	.755	63	126	189	32	68-0	30	39	15	304	4.7
MacCulloch	63-3	597	109-185	.589	42-66	.636	69	99	168	10	96-0	7	27	19	260	4.1
Mohammed	30-3	196	41-88	.466	14-28	.500	18	37	55	2	40-0	6	9	7	96	3.2
Ollie	51-4	764	71-165	.430	51-70	.729	13	59	72	121	70-0	25	40	1	194	3.8
Bell	5-0	30	2-7	.286	0-0	---	0	1	1	0	1-0	1	2	0	5	1.0
Sanchez	24-0	116	9-21	.429	2-2	1.000	2	12	14	36	18-0	9	3	1	20	0.8
Miller	1-0	2	0-0	---	0-0	---	0	0	0	0	0-0	0	0	0	0	0.0
76ERS	82	19855	2902-6487	.447	1697-2277	.745	1075	2600	3675	1692	1673-11	690	1292	408	7763	94.7
OPPONENTS	82	19855	2871-6699	.429	1243-1660	.749	985	2366	3351	1771	1938-20	672	1261	458	7412	90.4

3-PT FG: 76ERS 262-803 (.326), Iverson 98-306 (.320), McKie 53-170 (.312), Snow 5-19 (.263), McLeod 0-1 (.000), Hill 0-1 (.000), Lynch 15-57 (.263), Kukoc 32-78 (.410), Geiger 0-2 (.000), Buford 16-38 (.421), Maxwell 21-64 (.328), Jones 20-60 (.333), Ollie 1-3 (.333), Bell 1-3 (.333), Sanchez 0-1 (.000). OPPONENTS 427-1248 (.342).

2000-01 GAME-BY-GAME RESULTS

DATE	WL	76ERS	OPP	TEAM	DATE	WL	76ERS	OPP	TEAM
10/31	W	101	72	at New York	1/28	W	86	81	at Indiana
11/1	W	104	98	Toronto	1/30	L	89	96	at Toronto
11/3	W	87	80	at Orlando	2/1	W	87	80	at New York
11/4	W	84	82	at Miami	2/2	L	117	123	Orlando
11/8	W	103	94	Detroit	2/4	L	89	96	at New Jersey
11/9	W	84	82	at Minnesota	2/5	W	99	80	Denver
11/11	W	85	83	Boston	2/7	L	87	112	Houston
11/15	W	107	98	Cleveland	2/13	W	107	104	at Milwaukee
11/17	W	94	73	Miami	2/14	W	112	97	L.A. Lakers
11/20	W	114	90	at Boston	2/16	W	108	93	L.A. Clippers
11/22	L	73	88	at Charlotte	2/18	W	104	98	Phoenix
11/24	W	76	67	at Atlanta	2/21	W	107	91	Vancouver
11/25	L	76	96	at San Antonio	2/23	W	99	78	at Detroit
11/29	W	93	87	Washington	2/24	L	85	86	at Charlotte
12/1	W	95	74	Charlotte	2/26	L	91	98	Milwaukee
12/2	W	112	78	at Cleveland	2/28	W	79	69	Miami
12/4	L	98	105	at Denver	3/2	W	107	102	Washington
12/5	L	85	96	at L.A. Lakers	3/7	W	102	94	New Jersey
12/8	W	107	94	at Portland	3/9	W	108	103	Atlanta
12/9	W	83	79	at Vancouver	3/11	W	97	91	at Boston
12/11	L	91	96	* Minnesota	3/14	W	85	67	at Chicago
12/13	W	102	82	at Washington	3/16	L	79	100	Sacramento
12/15	L	94	112	Dallas	3/17	L	78	87	at Milwaukee
12/16	W	99	91	at Chicago	3/19	L	89	93	at Seattle
12/20	L	89	91	Utah	3/20	L	77	88	at L.A. Clippers
12/22	L	71	91	New York	3/23	L	71	84	at Phoenix
12/26	W	97	91	at Utah	3/26	W	90	78	Milwaukee
12/27	W	118	110	at Golden State	3/28	L	95	96	Orlando
12/30	W	107	104	* at Sacramento	3/30	W	102	89	Golden State
1/3	W	98	80	Atlanta	4/1	W	104	93	Indiana
1/5	W	121	89	Seattle	4/3	L	85	100	at Toronto
1/6	W	107	103	at Cleveland	4/4	W	90	84	at Detroit
1/9	W	104	87	at New Jersey	4/6	W	96	88	Cleveland
1/10	L	75	93	Portland	4/9	W	108	95	Boston
1/12	W	86	82	at Washington	4/10	L	81	83	at Miami
1/13	W	100	83	San Antonio	4/12	L	77	101	at Orlando
1/15	W	84	79	Charlotte	4/15	W	89	82	New York
1/17	W	99	88	Chicago	4/17	W	111	105	* at Indiana
1/19	W	97	86	New Jersey	4/18	L	86	92	at Chicago
1/21	L	106	110	* Toronto					
1/23	W	114	98	at Dallas					
1/24	W	85	84	* at Houston					
1/26	W	105	89	Detroit					

* denotes overtime
** denotes double-overtime

YEAR-BY-YEAR





2001-02 SEASON STATISTICS

RECORD: 43-39 (.524)	HOME: 22-19	AWAY: 21-20	4TH ATLANTIC DIVISION
----------------------	-------------	-------------	-----------------------

PLAYER	G-GS	MIN	FG-FGA	PCT	FT-FTA	PCT	OFF	DEF	TOT	AST	PF-DQ	STL	TO	BLK	PTS	AVG
Iverson	60-59	2622	665-1669	.398	475-585	.812	44	225	269	331	102-0	168	237	13	1883	31.4
Coleman	58-58	2080	331-735	.450	185-227	.815	167	342	509	98	158-0	42	119	51	875	15.1
McKie	48-16	1471	220-490	.449	96-122	.787	26	166	192	179	74-0	56	93	14	587	12.2
Snow	61-61	2225	276-624	.442	183-227	.806	33	182	215	400	167-1	95	138	9	738	12.1
Harpring	81-81	2541	386-838	.461	165-222	.743	203	370	573	107	201-1	70	127	5	958	11.8
Mutombo	80-80	2907	321-641	.501	278-364	.764	254	609	863	83	242-2	29	156	190	920	11.5
Claxton	67-18	1528	181-452	.400	114-136	.838	46	114	160	198	145-1	95	95	6	480	7.2
Blount	72-21	1426	115-251	.458	29-45	.644	149	219	368	44	176-1	49	52	26	259	3.6
Bell	74-12	890	103-240	.429	36-48	.750	31	80	111	71	109-0	21	48	4	254	3.4
Bowman	3-0	29	5-7	.714	0-0	—	0	1	1	1	3-0	2	0	0	10	3.3
Cummings	58-1	501	78-187	.417	24-32	.750	14	38	52	60	53-0	18	36	5	192	3.3
Smith	11-0	110	20-42	.476	15-20	.750	6	8	14	5	19-1	4	3	2	55	5
McKey	41-1	784	52-122	.426	10-14	.714	48	79	127	45	90-0	41	22	4	119	2.9
Dalembert	34-0	177	22-50	.440	7-18	.389	25	43	68	5	30-6	6	14	13	51	1.5
Brown	17-0	67	8-21	.381	7-8	.875	2	2	4	2	11-0	1	9	1	23	1.4
James	9-0	41	5-13	.385	2-6	.333	5	2	7	1	5-0	0	3	1	12	1.3
Jones	23-2	126	8-20	.400	10-20	.500	13	23	36	3	35-0	3	11	9	26	1.1
Ruffin	15-0	169	7-26	.269	2-8	.250	23	28	51	5	23-0	5	11	8	16	1.1
Geiger	4-0	36	1-8	.125	1-2	.500	3	3	6	0	2-0	0	2	2	3	0.8
76ERS	82	19730	2804-6436	.436	1639-2104	.779	1092	2534	3626	1638	1645-7	705	1256	363	7461	91.0
OPPONENTS	82	19730	2771-6500	.426	1350-1798	.751	981	2348	3329	1768	1827-19	654	1208	458	7330	89.4

3-PT FG: 76ERS 214-799 (.299), Iverson 78-268 (.291), Coleman 28-83 (.337), McKie 51-128 (.398), Snow 3-27 (.111), Harpring 21-69 (.304), Claxton 4-33 (.121), Blount 0-1 (.000), Bell 12-44 (.273), Bowman 0-1 (.000), Cummings 12-46 (.261), Smith 0-2 (.000), McKey 5-12 (.417), Brown 0-1 (.000), OPPONENTS 438-1322 (.331).

2001-02 GAME-BY-GAME RESULTS

DATE	W/L	76ERS	OPP	TEAM	DATE	W/L	76ERS	OPP	TEAM
10/30	L	74	83	at Minnesota	1/27	W	93	87	L.A. Lakers
11/1	L	92	99	Dallas	1/29	L	71	78	at New York
11/3	L	76	90	at Washington	1/30	W	96	91	Minnesota
11/6	L	77	87	Indiana	2/2	W	86	81	at Milwaukee
11/8	L	72	77	at Houston	2/4	L	93	100	Toronto
11/10	W	98	91	at Dallas	2/5	L	82	86	at Detroit
11/13	W	82	76	at Miami	2/7	W	100	93	at Charlotte
11/14	W	100	86	Charlotte	2/14	L	91	98	Utah
11/16	W	98	78	Atlanta	2/17	L	76	86	at Indiana
11/17	W	94	82	at New Jersey	2/18	W	110	83	Denver
11/21	W	94	89	Detroit	2/20	W	114	107	Golden State
11/23	W	79	68	Cleveland	2/23	L	87	105	at Orlando
11/25	L	88	107	at Toronto	2/25	L	83	88	Portland
11/28	L	87	94	Washington	2/27	W	82	72	Miami
12/1	W	93	76	at Chicago	3/1	W	110	102	New Jersey
12/2	L	87	93	Memphis	3/3	W	96	84	at Toronto
12/4	L	84	94	at Sacramento	3/4	L	94	100	Boston
12/5	L	87	93	at Golden State	3/6	W	85	76	Cleveland
12/7	L	76	86	at San Antonio	3/8	W	109	100	Indiana
12/8	L	83	92	at Memphis	3/9	W	112	91	at Atlanta
12/11	L	87	89	at Atlanta	3/12	W	104	96	at New York
12/14	L	80	96	Milwaukee	3/13	L	88	92	Sacramento
12/15	W	94	91	at Cleveland	3/17	L	103	105	Orlando
12/17	W	99	83	Boston	3/19	W	91	79	at Miami
12/19	L	85	94	Charlotte	3/20	L	77	82	Miami
12/21	W	94	83	Atlanta	3/22	W	96	91	at Boston
12/25	L	82	88	at L.A. Lakers	3/24	W	90	82	New York
12/26	W	100	86	at L.A. Clipper	3/27	L	80	88	New Jersey
12/28	L	90	93	at Denver	3/28	W	99	79	at Chicago
12/29	L	81	89	at Utah	3/30	L	92	102	at New Jersey
1/2	W	102	81	at Phoenix	3/31	L	70	72	Toronto
1/4	W	87	77	at Seattle	4/3	W	89	83 *	Phoenix
1/5	L	88	96	at Portland	4/5	L	88	92	Detroit
1/7	W	116	92	L.A. Clippers	4/7	W	89	87	Milwaukee
1/9	L	91	102	Orlando	4/9	W	92	90	at Milwaukee
1/11	W	101	84	San Antonio	4/10	L	77	90	at Washington
1/15	W	112	106 *	Houston	4/12	W	100	91	Washington
1/17	W	93	88	at Charlotte	4/14	W	95	89	at Orlando
1/19	W	97	89	New York	4/15	L	96	98	Chicago
1/21	L	98	109	Seattle	4/17	L	80	103	at Indiana
1/22	W	91	84	at Washington					
1/25	W	106	90	at Boston					

* denotes overtime

YEAR-BY-YEAR



2002-03 SEASON STATISTICS

RECORD: 48-34 (.585)

HOME: 25-16

AWAY: 23-18

4TH ATLANTIC DIVISION

PLAYER	G-GS	MIN	FG-FGA	PCT	FT-FTA	PCT	OFF	DEF	TOT	AST	PF-DQ	STL	TO	BLK	PTS	AVG
Iverson	82-82	3485	804-1940	.414	570-736	.774	68	276	344	454	149-2	225	286	13	2262	27.6
Van Horn	74-73	2337	459-952	.482	193-240	.804	159	365	524	93	251-7	63	150	30	1176	15.9
Snow	82-82	3108	361-799	.452	325-379	.858	71	230	301	544	235-2	133	194	11	1054	12.9
Thomas	46-28	1392	178-369	.482	114-152	.750	140	252	392	73	120-2	46	76	22	470	10.2
Coleman	64-35	1742	223-498	.448	134-171	.784	151	299	450	87	171-2	53	96	69	602	9.4
McKie	80-40	2374	286-666	.429	112-134	.836	61	289	350	278	177-2	131	109	9	721	9.0
MacCulloch	42-35	812	123-238	.517	53-79	.671	66	130	196	20	107-0	19	35	32	299	7.1
Buckner	75-5	1514	185-398	.465	65-81	.802	72	144	216	96	203-0	72	62	16	450	6.0
Skinner	77-9	1381	182-331	.550	97-161	.602	136	230	366	19	176-1	47	62	53	461	6.0
Hill	24-18	496	44-109	.404	21-35	.600	56	68	124	9	68-0	15	16	7	109	4.5
Williams	21-2	276	34-80	.425	24-32	.750	12	33	45	26	33-0	12	17	5	92	4.4
Satterfield	17-0	82	4-18	.222	1-2	.500	4	4	8	15	6-0	2	7	0	9	0.5
Long	19-0	131	19-50	.380	1-5	.200	13	27	40	2	22-0	2	9	8	40	2.1
Salmons	64-1	504	48-116	.414	26-35	.743	16	43	59	47	53-1	17	29	6	132	2.1
Rentzias	35-0	144	20-59	.339	8-9	.889	10	16	26	7	21-0	6	4	2	52	1.5
Bryant	11-0	77	5-17	.294	2-2	1.000	7	9	16	1	12-0	1	5	1	12	1.1
76ERS	82	19855	2975-6640	.448	1746-2253	.775	1042	2415	3457	1771	1804-19	844	1212	284	7941	96.8
OPPONENTS	82	19855	2876-6363	.452	1547-2035	.760	908	2400	3308	1809	1885-20	639	1405	521	7752	94.5

3-PT FG: 76ERS 245-787 (.311), Iverson 84-303 (.277), Van Horn 65-176 (.369), Snow 7-32 (.219), Coleman 22-67 (.328), McKie 37-112 (.330), Buckner 15-55 (.273), Williams 0-2 (.000), Long 1-1 (1.000), Salmons 10-31 (.323), Rentzias 4-8 (.500), OPPONENTS 453-1278 (.354).

2002-03 GAME-BY-GAME RESULTS

DATE	WL	76ERS	OPP	TEAM	DATE	WL	76ERS	OPP	TEAM
10/29	L	88	95	at Orlando	01/25	W	97	91	at Miami
10/30	W	95	93	Milwaukee	01/28	W	108	81	at Milwaukee
11/01	W	98	86	New York	01/29	L	83	97	Atlanta
11/06	W	101	99 *	L.A. Clippers	01/31	W	104	99	Miami
11/08	W	108	84	Cleveland	02/02	L	91	99	at Minnesota
11/09	L	105	110 *	at Milwaukee	02/05	L	85	111	New Jersey
11/13	L	81	91	at Boston	02/12	W	119	111 *	Chicago
11/14	W	99	94	San Antonio	02/14	W	99	98	Orlando
11/16	W	93	92	at New York	02/16	W	90	83	at New Jersey
11/17	W	100	84	Washington	02/19	W	110	82	at Chicago
11/19	L	98	99	at New Orleans	02/21	W	119	99	at Cleveland
11/20	W	95	88	at Memphis	02/23	W	116	103	Cleveland
11/22	W	90	80	Toronto	02/26	W	111	107	Memphis
11/24	W	94	84	at Toronto	02/28	W	104	83	Utah
11/25	W	108	87	New Orleans	03/02	W	100	94	at Denver
11/27	W	83	74	Miami	03/03	L	99	107	at Sacramento
11/29	W	106	99	at Cleveland	03/06	W	88	60	at Portland
11/30	W	95	94	at Washington	03/07	W	108	99	at Seattle
12/04	W	99	93	Boston	03/09	L	92	106	at L.A. Lakers
12/06	L	93	98	at San Antonio	03/12	W	96	93	Indiana
12/07	L	72	97	at Houston	03/14	W	90	79	Portland
12/11	L	88	92	Seattle	03/16	W	92	87	at New Jersey
12/13	L	91	99	Phoenix	03/18	W	103	83	at Miami
12/15	L	97	107	at Indiana	03/20	L	85	113	at Detroit
12/16	W	93	71	Denver	03/21	L	105	114	Atlanta
12/18	W	99	94	Minnesota	03/23	W	112	95	at Toronto
12/20	W	107	104 *	L.A. Lakers	03/26	W	91	85	at Indiana
12/21	L	77	79	at Atlanta	03/28	L	98	102	Golden State
12/28	L	69	98	at Utah	03/29	W	110	89	at Atlanta
12/30	L	98	104	at Golden State	03/31	W	118	113 *	at Orlando
12/31	W	83	75	at L.A. Clippers	04/02	W	108	101	Chicago
01/02	L	78	96	at Phoenix	04/04	L	79	88	Houston
01/04	L	83	102	at Dallas	04/06	L	81	97	Sacramento
01/06	L	104	105 *	Indiana	04/08	W	91	74	Detroit
01/08	L	94	103 *	Detroit	04/10	W	99	78	at Boston
01/10	L	112	114	New York	04/11	L	103	108	at New York
01/12	L	105	107	Orlando	04/13	L	89	94	New Orleans
01/15	W	108	107	New Jersey	04/15	L	106	115	at Chicago
01/17	L	95	99	Milwaukee	04/16	W	107	87	Washington
01/18	W	88	80	at Washington					
01/20	L	99	100	Boston					
01/22	W	92	83	at Detroit					
01/23	L	94	107	Dallas					

* denotes overtime





2003-04 SEASON STATISTICS

RECORD: 33-49 (.402)

HOME: 21-20

AWAY: 12-29

5TH ATLANTIC DIVISION

PLAYER	G-GS	MIN	FG-FGA	PCT	FT-FTA	PCT	OFF	DEF	TOT	AST	PF-DQ	STL	TO	BLK	PTS	AVG
Iverson	48-47	2040	435-1125	.387	339-455	.745	34	144	178	324	87-0	115	209	5	1266	26.4
Robinson	42-42	1336	275-614	.448	114-137	.832	46	143	189	57	96-1	42	106	9	698	16.6
Thomas	74-72	2699	381-813	.469	243-323	.752	261	489	750	111	219-2	82	172	33	1006	13.6
Snow	82-82	2966	295-715	.413	252-316	.797	62	219	281	563	213-1	97	187	6	844	10.3
Jackson	22-13	598	71-171	.415	64-81	.790	45	81	126	18	45-0	12	24	6	206	9.4
McKie	75-41	2112	265-577	.459	84-111	.757	45	208	253	195	142-1	85	103	23	689	9.2
Coleman	34-30	843	107-259	.413	49-65	.754	45	147	192	46	79-0	23	57	26	271	8.0
Dalembert	82-53	2198	270-499	.541	112-174	.644	194	432	626	21	273-4	44	86	189	652	8.0
Green	53-0	767	143-357	.401	59-81	.728	16	49	65	53	83-0	26	59	5	364	6.9
Salmons	77-24	1603	161-416	.387	71-92	.772	38	158	196	134	122-0	62	77	16	443	5.8
Korver	74-0	882	115-327	.352	19-24	.792	30	81	111	40	102-2	25	41	8	330	4.5
Hamilton	45-0	472	51-95	.537	67-96	.698	49	97	146	13	74-0	8	27	8	169	3.8
Buckner	53-3	703	66-175	.377	20-27	.741	28	75	103	45	77-0	21	34	4	164	3.1
McCaskill	59-3	636	47-117	.402	19-27	.704	48	85	133	20	89-0	12	25	20	113	1.9
76ERS	82	19855	2682-6260	.428	1512-2009	.753	941	2408	3349	1640	1701-11	654	1307	358	7215	88.0
OPPONENTS	82	19855	2751-6369	.432	1474-1982	.744	996	2398	3394	1747	1757-21	678	1245	463	7419	90.5

3-PT FG: 76ERS 339-992 (.342), Iverson 57-199 (.286), Robinson 34-100 (.340), Thomas 1-5 (.200), Snow 2-18 (.111), Jackson 0-1 (.000), McKie 75-172 (.436), Coleman 8-36 (.222), Dalembert 0-1 (.000), Green 19-61 (.311), Salmons 50-147 (.340), Korver 81-207 (.391), Buckner 12-44 (.273), McCaskill 0-1 (.000). OPPONENTS 443-1329 (.333).

2003-04 GAME-BY-GAME RESULTS

DATE	WL	76ERS	OPP	TEAM	DATE	WL	76ERS	OPP	TEAM
10/28	W	89	74	Miami	01/24	L	87	95	at Cleveland
10/31	L	89	100	at Sacramento	01/27	L	76	94	New Jersey
11/01	L	90	104	at Golden State	01/28	L	84	94	at Toronto
11/03	W	94	83	at Portland	01/30	W	85	82	New Orleans
11/05	L	99	106 *	New Orleans	02/01	L	101	106	at Minnesota
11/07	W	106	85	at Chicago	01/23	L	80	93	Toronto
11/09	L	74	85	Indiana	02/05	W	96	73	L.A. Lakers
11/11	W	112	105	at Washington	02/07	L	80	110	Boston
11/14	W	100	96	San Antonio	02/08	L	87	99	at New Jersey
11/15	L	88	91 *	at Cleveland	02/11	W	113	88	Washington
11/17	L	66	74	Houston	02/17	L	85	106	at Denver
11/19	W	81	75	at Toronto	02/19	W	112	101	at Seattle
11/21	W	87	85	Boston	02/20	L	88	116	at L.A. Lakers
11/22	L	88	99	at New York	02/23	L	66	76	Detroit
11/25	L	91	95	at Milwaukee	02/24	L	75	86	at Atlanta
11/26	W	90	86	Detroit	02/28	L	74	81	at Indiana
11/28	L	77	90	at Indiana	02/29	W	81	74	Minnesota
11/29	W	98	86	Atlanta	03/03	L	77	88	at New York
12/02	L	88	95	Toronto	03/04	L	105	114	Sacramento
12/04	W	83	82	Chicago	03/06	W	97	88	Chicago
12/05	W	93	90	at Miami	03/08	W	97	92	Milwaukee
12/09	W	78	76	at Detroit	03/09	W	89	81	at Chicago
12/12	L	77	86	Denver	03/12	W	99	94 **	New York
12/14	L	86	94	Utah	03/14	L	69	85	at Detroit
12/17	W	87	76	Miami	03/16	L	79	82	at Memphis
12/19	L	81	88	Indiana	03/17	L	80	104	at New Orleans
12/21	L	84	87	at Boston	03/20	L	69	101	at Miami
12/22	W	95	73	Orlando	03/22	W	107	98	Dallas
12/26	L	98	101	at L.A. Clippers	03/24	W	99	94	Phoenix
12/28	L	92	100	at Phoenix	03/26	W	86	71	Cleveland
12/29	L	97	106	at Utah	03/28	L	65	89	at Boston
12/31	L	72	80	at Houston	03/30	W	95	71	Golden State
01/03	W	83	77	at San Antonio	04/01	L	82	88	Portland
01/05	L	76	88	Milwaukee	04/03	L	75	86	New York
01/07	W	100	80	L.A. Clippers	04/06	W	103	100 *	at Atlanta
01/09	W	97	81	New Jersey	04/09	L	80	83	Washington
01/10	L	87	94	at Washington	04/11	L	75	89	at New Jersey
01/12	W	87	82	at Orlando	04/12	L	93	107	Indiana
01/14	L	122	125 **	at Dallas	04/14	L	89	95	at Orlando
01/17	L	87	91	Memphis					
01/19	L	81	90	Seattle					
01/21	W	92	86	at New Orleans					
01/23	L	93	98	Orlando					

* denotes overtime

** denotes double-overtime

YEAR-BY-YEAR



2004-05 SEASON STATISTICS

RECORD: 43-39 (.524)

HOME: 25-16

AWAY: 18-23

2ND ATLANTIC DIVISION

PLAYER	G-GS	MIN	FG-FGA	PCT	FT-FTA	PCT	OFF	DEF	TOT	AST	PF-DQ	STL	TO	BLK	PTS	AVG
Iverson	75-75	3174	771-1818	.424	656-786	.835	51	248	299	596	140-1	180	344	9	2302	30.7
Webber	21-21	702	143-366	.391	38-49	.776	36	129	165	66	70-3	26	49	19	328	15.6
Jackson	81-23	1976	340-731	.465	289-349	.828	184	222	406	81	171-0	32	131	18	969	12.0
Korver	82-57	2667	317-759	.418	82-96	.854	40	339	379	182	265-2	103	106	33	942	11.5
Thomas	47-43	1344	217-476	.456	95-119	.798	106	202	308	77	151-3	40	83	6	530	11.3
Williamson	48-5	1056	194-417	.465	130-165	.788	73	105	178	43	144-1	26	60	12	518	10.8
Iguodala	82-82	2686	269-546	.493	156-210	.743	89	375	464	246	204-2	138	139	48	741	9.0
Dalembert	72-60	1785	250-477	.524	89-148	.601	187	355	542	35	241-4	46	114	121	589	8.2
Green	57-21	1066	155-423	.366	97-125	.776	22	111	133	100	121-0	34	75	6	437	7.7
Rogers	28-7	485	63-161	.391	20-28	.714	33	71	104	26	69-0	22	20	8	169	6.0
Salmons	58-8	993	85-210	.405	35-48	.729	12	109	121	114	92-1	40	51	13	236	4.1
Davis	42-5	328	42-111	.378	14-17	.824	29	50	79	12	45-0	8	15	4	117	2.8
McKie	68-3	1118	61-142	.430	10-16	.625	20	152	172	103	116-2	48	31	17	152	2.2
Skinner	24-0	246	22-57	.386	5-17	.294	23	39	62	5	29-0	5	13	6	49	2.0
Bradley	2-0	16	4-5	.800	1-2	.500	0	3	3	1	0-0	0	1	0	9	4.5
Brown	8-0	55	2-6	.333	8-10	.800	1	10	11	4	4-0	3	5	1	12	1.5
Ollie	26-0	158	11-31	.355	6-9	.667	3	16	19	19	16-0	5	6	0	28	1.1

DID NOT APPEAR IN ANY GAMES

76ERS 82 19855 2946-6736 .437 1731-2194 .789 909 2536 3445 1710 1878-19 756 1274 321 8128 99.1

OPPONENTS 82 19855 2930-6618 .443 1764-2299 .767 952 2663 3615 1878 1929-15 681 1394 383 8189 99.9

3-PT FG: 76ERS 505-1453 (.348), Iverson 104-338 (.308), Webber 4-15 (.267), Jackson 0-2 (.000), Korver 226-558 (.405), Thomas 1-4 (.250),

Williamson 0-2 (.000), Iguodala 47-142 (.331), Green 30-105 (.286), Rogers 23-76 (.303), Salmons 31-91 (.341), Davis 19-53 (.358), McKie 20-62

(.323), Skinner 0-1 (.000), Bradley 0-1 (.000), Brown 0-3 (.000). OPPONENTS 565-1560 (.362).

2004-05 GAME-BY-GAME RESULTS

DATE	WL	76ERS	OPP	TEAM
11/03	W	98	95	at Boston
11/05	L	98	108	Phoenix
11/06	L	91	99	at Detroit
11/09	L	88	96	at New York
11/10	W	108	100 *	New Jersey
11/12	W	106	104 *	Indiana
11/14	W	96	87	Orlando
11/16	L	95	103	Seattle
11/18	L	80	88	San Antonio
11/21	L	83	93	at Miami
11/24	W	110	97	Boston
11/26	W	116	114 *	Washington
11/27	L	99	105	at Orlando
12/01	L	72	105	at San Antonio
12/03	L	86	94	at Memphis
12/04	L	76	77	at Houston
12/06	L	92	96	at Atlanta
12/08	L	84	119	Minnesota
12/10	W	93	88	at Chicago
12/12	W	107	101	Milwaukee
12/14	W	110	102	Denver
12/17	L	107	113 *	New York
12/18	W	116	97	at Milwaukee
12/20	L	101	103	Utah
12/22	W	102	90	at Indiana
12/27	W	111	104	at Portland
12/28	W	114	107	at Seattle
12/31	L	92	97	at Denver
01/02	L	83	89	at L.A. Clippers
01/03	W	112	104	at Golden State
01/05	W	106	99	at Utah
01/07	L	84	89	at Minnesota
01/10	L	100	109	Portland
01/12	L	78	110	at Chicago
01/14	W	106	96	Toronto
01/15	L	95	99	at Detroit
01/17	W	95	91	New Orleans
01/19	W	107	105	at Charlotte
01/22	L	111	115	at Orlando
01/24	W	106	98	Miami
01/26	L	107	117	at Washington
01/28	L	95	99 *	at New Orleans
01/29	W	93	89	at Dallas

DATE	WL	76ERS	OPP	TEAM
01/31	W	89	88	Indiana
02/02	L	95	118	Houston
02/04	W	103	85	Atlanta
02/06	W	106	104	L.A. Clippers
02/07	L	97	107 *	at New Jersey
02/09	L	95	98	Memphis
02/11	W	106	91	at Toronto
02/12	W	112	99	Orlando
02/14	W	106	105	New York
02/16	L	75	93	Detroit
02/24	L	101	113	at New York
02/26	L	99	101	Sacramento
03/01	W	118	111	at Milwaukee
03/02	L	93	99	New Jersey
03/04	W	98	89	Cleveland
03/05	W	89	97	at Atlanta
03/07	L	100	108	at Miami
03/08	L	85	104	Golden State
03/11	W	112	80	Charlotte
03/13	L	110	128	at Toronto
03/15	W	108	91	L.A. Lakers
03/18	W	93	81	at Cleveland
03/19	L	88	94	Chicago
03/23	W	107	84	Detroit
03/25	W	103	101	Toronto
03/27	W	96	89	at L.A. Lakers
03/28	L	109	118	at Sacramento
03/30	L	87	116	at Phoenix
04/01	L	83	100	Dallas
04/03	W	97	93	at Boston
04/06	W	106	103	Charlotte
04/08	W	103	98	Cleveland
04/09	W	112	106	at Washington
04/12	L	98	105	Boston
04/14	W	126	119 *	Miami
04/15	W	90	86	at Indiana
04/17	L	83	104	at New Jersey
04/18	W	122	106	Milwaukee
04/20	W	110	86	Atlanta

* denotes overtime





2005-06 SEASON STATISTICS

RECORD: 38-44 (.463)

HOME: 23-18

AWAY: 15-26

2ND ATLANTIC DIVISION

PLAYER	G-GS	MIN	FG-FGA	PCT	FT-FTA	PCT	OFF	DEF	TOT	AST	PF-DQ	STL	TO	BLK	PTS	AVG
Iverson	72-72	3103	815-1822	.447	675-829	.814	44	188	232	532	121-0	140	248	10	2377	33.0
Webber	75-75	2893	617-1422	.434	263-348	.756	184	557	741	256	219-1	103	182	62	1518	20.2
Iguodala	82-82	3086	344-688	.500	263-349	.754	117	364	481	255	198-4	135	153	21	1007	12.3
Korver	82-43	2563	327-761	.430	101-119	.849	27	243	270	163	224-1	65	98	26	939	11.5
Salmmons	82-24	2059	219-521	.420	155-200	.775	48	172	220	223	178-0	73	125	13	619	7.5
Dalembert	66-52	1761	196-369	.531	93-132	.705	159	382	541	25	244-9	34	107	160	485	7.3
Green	10-2	153	28-66	.424	4-5	.800	1	14	15	5	13-0	2	12	0	70	7.0
Hunter	69-35	1312	175-291	.601	71-138	.514	110	161	271	17	120-2	12	64	76	421	6.1
Nailon	22-0	237	40-80	.500	13-15	.867	23	19	42	7	32-0	8	10	4	93	4.2
Barnes	50-0	538	59-110	.536	29-43	.674	41	56	97	22	92-2	16	24	7	149	3.0
Ollie	70-23	1069	75-174	.431	41-49	.837	13	85	98	101	103-1	33	29	3	192	2.7
Randolph	57-1	487	44-97	.454	43-71	.606	55	78	133	19	83-0	19	21	12	131	2.3
Hamilton	1-0	3	0-1	.000	1-2	.500	0	0	0	0	1-0	1	0	0	1	1.0
Williams	30-0	145	23-52	.442	8-13	.615	3	16	19	10	13-0	5	13	0	56	1.9
Thomas	15-0	124	7-13	.538	8-14	.571	8	23	31	1	32-0	0	7	3	22	1.5
Bradley	46-1	367	32-79	.405	2-3	.667	40	67	107	17	39-0	5	19	7	67	1.5
Gai	2-0	5	0-0	---	0-0	---	0	0	0	0	0-0	0	0	0	0	0.0

76ERS	82	19905	3001-6546	458	1770-2330	.760	873	2425	3298	1653	1712-18	651	1159	404	8147	99.4
OPPONENTS	82	19905	3001-6699	463	1609-2111	.762	974	2533	3507	1882	1898-23	630	1269	386	8307	101.3

3-PT FG: 76ERS 375-1031 (.364), Iverson 72-223 (.323), Webber 21-77 (.273), Iguodala 56-158 (.354), Korver 184-438 (.420), Salmmons 26-87 (.299), Dalembert 0-1 (.000), Green 10-19 (.526), Barnes 2-11 (.182), Ollie 1-3 (.333), Williams 2-9 (.222), Bradley 1-5 (.200). OPPONENTS: 498-1420 (.351).

2005-06 GAME-BY-GAME RESULTS

DATE	WL	76ERS	OPP	TEAM	DATE	WL	76ERS	OPP	TEAM
11/01	L	108	117 *	Milwaukee	01/29	W	89	81	at Orlando
11/02	L	88	108	at Detroit	01/31	L	99	123	Phoenix
11/04	L	93	110	Charlotte	02/03	L	80	87	Detroit
11/05	W	111	109	at Indiana	02/04	W	100	95	at Cleveland
11/09	W	112	97	Dallas	02/06	L	81	87	Houston
11/11	W	85	81	L.A. Lakers	02/08	L	92	100	at Charlotte
11/13	W	113	108	L.A. Clippers	02/12	L	97	107	at Washington
11/15	W	104	92	Toronto	02/15	W	103	100 *	San Antonio
11/16	W	121	115	at Toronto	02/16	L	84	117	at Chicago
11/18	L	96	106	at Miami	02/22	W	116	107	Cleveland
11/19	L	120	123	Cleveland	02/24	W	116	111	at Milwaukee
11/21	W	103	91	NO/Okla City	02/25	W	108	102	Chicago
11/23	L	97	108	at Milwaukee	02/27	L	92	104	at Dallas
11/26	L	102	105 *	at New York	03/01	W	106	101	at Houston
11/29	W	107	83	Portland	03/03	W	119	113	Washington
11/30	L	103	110	at Boston	03/05	L	93	94	Indiana
12/02	L	86	88	at NO/Okla. City	03/08	L	101	104	at Boston
12/03	L	91	100	at San Antonio	03/09	L	93	97	Denver
12/07	L	85	88	Milwaukee	03/12	W	94	91	at Memphis
12/09	W	119	115	Charlotte	03/14	L	97	111	Toronto
12/10	W	107	95	at New Jersey	03/16	L	98	102	at Seattle
12/12	W	90	89 *	Minnesota	03/17	L	89	99	at L.A. Clippers
12/14	W	106	101	Atlanta	03/19	L	89	98	at Golden State
12/16	L	105	112	Miami	03/22	W	115	106	Atlanta
12/18	W	107	80	at Toronto	03/24	L	86	102	Orlando
12/21	W	111	100	Golden State	03/26	L	79	92	at Indiana
12/23	L	108	111	at Atlanta	03/29	L	91	101	Detroit
12/27	W	108	106	at Denver	03/31	W	117	112	at New York
12/28	L	91	95	at Portland	04/02	W	114	95	New York
12/31	L	102	108	at Utah	04/04	L	91	124	at Cleveland
01/03	W	111	98	at Sacramento	04/05	L	92	99	Chicago
01/04	L	85	105	at Phoenix	04/07	L	99	109	Boston
01/06	L	93	119	at L.A. Lakers	04/08	W	89	75	at Chicago
01/09	W	107	98	Seattle	04/10	W	105	97	Washington
01/11	L	102	110	Utah	04/12	W	116	96	at New Jersey
01/13	W	125	124 ***	Boston	04/14	L	85	104	at Miami
01/16	L	76	104	at Washington	04/15	L	97	102	at Orlando
01/18	L	90	101	New Jersey	04/18	W	91	88	New Jersey
01/20	W	89	86 *	Memphis	04/19	L	86	96	at Charlotte
01/22	W	86	84	at Minnesota					
01/24	W	109	103	Sacramento					
01/26	L	115	119 *	Orlando					
01/28	W	91	76	New York					

* denotes overtime

** denotes double-overtime

YEAR-BY-YEAR



2006-07 SEASON STATISTICS

RECORD: 35-47 (.427)

HOME: 21-20

AWAY: 14-27

3RD ATLANTIC DIVISION

PLAYER	G-GS	MIN	FG-FGA	PCT	FT-FTA	PCT	OFF	DEF	TOT	AST	PF-DQ	STL	TO	BLK	PTS	AVG
Iverson	15-15	640	151-366	.413	154-174	.885	7	34	41	109	21-0	33	66	1	468	31.2
Iguodala	76-76	3062	443-991	.447	452-551	.820	77	357	434	432	200-0	152	261	33	1386	18.2
Korver	74-1	2288	372-845	.440	191-209	.914	30	229	259	105	188-1	57	117	20	1067	14.4
Miller	57-56	2144	307-661	.464	160-198	.808	72	176	248	416	126-0	73	152	6	775	13.6
Green	74-36	1842	357-868	.411	74-111	.667	42	116	158	112	144-1	56	106	4	839	11.3
Webber	18-18	544	89-230	.387	18-28	.643	37	112	149	61	36-0	18	33	15	198	11.0
Dalembert	82-82	2535	356-658	.541	167-224	.746	239	494	733	64	287-9	47	161	159	879	10.7
J. Smith	54-11	1355	191-429	.445	115-136	.846	107	253	360	46	125-1	31	63	20	497	9.2
Carney	67-35	1169	182-392	.464	53-87	.609	39	89	128	26	118-0	38	43	23	442	6.6
Hunter	70-41	1605	188-326	.577	74-151	.490	114	221	335	26	137-1	13	65	76	450	6.4
Randolph	13-6	179	23-48	.479	12-22	.545	19	35	54	4	23-0	7	9	10	58	4.5
Williams	61-0	688	93-211	.441	64-92	.696	17	53	70	110	42-0	22	46	1	262	4.3
Ollie	53-23	919	81-187	.433	37-45	.822	8	66	74	130	76-0	21	47	1	199	3.8
Henderson	38-5	418	43-67	.642	33-47	.702	48	59	107	10	62-1	9	12	12	119	3.1
Jones	44-5	336	43-93	.462	23-41	.561	22	35	57	16	59-0	11	18	1	110	2.5
Amundson	10-0	87	6-15	.400	4-10	.400	13	15	28	1	15-0	1	5	8	16	1.6
McFarlin	11-0	41	5-13	.385	5-7	.714	7	4	11	1	8-0	0	1	0	15	1.4
S. Smith	8-0	28	2-8	.250	1-2	.500	1	5	6	0	4-0	1	2	0	5	0.6
76ERS	82	19880	2932-6408	.458	1637-2135	.767	899	2353	3252	1669	1671-14	590	1258	390	7785	94.9
OPPONENTS	82	19880	3039-6570	.463	1452-1926	.754	969	2404	3373	1825	1801-6	606	1280	320	8033	98.0

3-PT FG: 76ERS 284-823 (.345), Iverson 12-53 (.226), Iguodala 48-155 (.310), Korver 132-307 (.430), Miller 1-19 (.053), Green 51-157 (.325), Webber 2-5 (.400), Dalembert 0-2 (.000), Smith 0-4 (.000), Carney 25-72 (.347), Williams 12-37 (.324), Ollie 0-2 (.000), Jones 1-9 (.111), McFarlin 0-1 (.000). OPPONENTS: 503-1424 (.353).

2006-07 GAME-BY-GAME RESULTS

DATE	WL	76ERS	OPP	TEAM
11/01	W	88	75	Atlanta
11/03	W	105	103	at Orlando
11/05	W	107	98	Miami
11/07	L	86	97	at Indiana
11/08	L	104	106	at Toronto
11/10	L	101	108	vs. Denver
11/15	W	96	90	at Seattle
11/17	L	94	106	at Phoenix
11/18	L	97	103	* at L.A. Clippers
11/21	L	87	97	Detroit
11/22	L	94	98	at Milwaukee
11/24	W	123	108	Chicago
11/25	L	95	108	at Cleveland
11/27	L	91	103	at Miami
12/02	L	107	112	at New Jersey
12/03	L	84	95	Minnesota
12/06	L	94	121	at Chicago
12/08	L	98	113	Washington
12/09	L	84	86	at Orlando
12/11	L	79	81	Portland
12/13	L	81	101	Boston
12/15	L	79	93	at Dallas
12/16	L	98	103	at San Antonio
12/20	L	93	101	Indiana
12/22	W	98	93	at Boston
12/23	W	98	77	New York
12/26	L	97	116	at Golden State
12/27	L	76	101	at Sacramento
12/29	W	98	95	at Portland
12/31	L	94	104	at L.A. Lakers
01/02	W	108	97	at Denver
01/03	L	87	98	at Utah
01/05	L	102	104	* at Minnesota
01/09	L	89	98	Detroit
01/10	L	99	106	at New York
01/12	W	110	97	Milwaukee
01/13	L	83	89	at Charlotte
01/15	L	86	104	Toronto
01/17	L	102	118	at Memphis
01/19	W	98	95	* Miami
01/21	L	85	99	San Antonio
01/23	W	102	96	N.O./Okla. City

DATE	WL	76ERS	OPP	TEAM
01/26	L	97	105	Cleveland
01/27	W	104	89	at Atlanta
01/29	L	84	105	at Houston
01/31	W	89	78	at N.O./Okla. City
02/02	L	101	102	Golden State
02/05	W	100	98	* New Jersey
02/07	W	92	83	Charlotte
02/09	L	89	90	L.A. Clippers
02/11	L	89	106	Dallas
02/14	L	85	92	Washington
02/21	W	104	84	New York
02/23	L	87	102	at Charlotte
02/24	L	90	109	at Milwaukee
02/26	W	89	82	Sacramento
02/28	W	99	94	Phoenix
03/02	W	117	112	* Memphis
03/04	W	99	86	New Jersey
03/07	W	92	89	Seattle
03/09	W	108	92	L.A. Lakers
03/10	W	100	96	at Indiana
03/13	L	92	104	at Atlanta
03/14	L	87	88	Chicago
03/16	W	89	88	Utah
03/18	L	74	124	Houston
03/20	L	75	96	at Detroit
03/23	W	106	97	Charlotte
03/24	W	93	85	at Miami
03/28	L	108	111	at Washington
03/30	W	88	82	Boston
03/31	L	82	86	at New Jersey
04/04	W	92	90	at New York
04/06	L	85	94	Toronto
04/08	W	109	104	* Atlanta
04/10	W	90	86	Indiana
04/11	W	102	94	at Boston
04/14	L	87	104	Orlando
04/15	W	102	91	at Detroit
04/17	L	92	98	Cleveland
04/18	W	122	119	at Toronto

* denotes overtime

** denotes double-overtime





2007-08 SEASON STATISTICS

RECORD: 40-42 (.488)	HOME: 22-19	AWAY: 18-23	3RD ATLANTIC DIVISION
-----------------------------	--------------------	--------------------	------------------------------

PLAYER	G-GS	MIN	FG-FGA	PCT	FT-FTA	PCT	OFF	DEF	TOT	AST	PF-DQ	STL	TO	BLK	PTS	AVG
Iguodala	82-82	3242	582-1277	.456	365-506	.721	85	361	446	391	187-1	171	214	49	1630	19.9
Miller	82-82	3016	569-1156	.492	257-333	.772	95	229	324	565	181-0	105	206	6	1398	17.0
Green	74-74	1970	379-870	.436	112-148	.757	32	150	182	151	119-0	54	109	22	921	12.4
Williams	80-0	1862	319-752	.424	227-290	.783	41	126	167	253	130-0	81	125	13	920	11.5
Dalembert	82-82	2724	339-661	.513	186-263	.707	304	545	849	45	269-3	40	155	192	864	10.5
Korver	25-0	657	90-227	.396	31-34	.912	12	61	73	33	67-1	20	28	6	249	10.0
Young	74-22	1554	264-490	.539	76-103	.738	120	192	312	58	126-1	73	64	8	610	8.2
Carney	70-6	1039	158-392	.403	55-81	.679	50	99	149	32	96-0	39	34	23	409	5.8
Evans	81-61	1879	152-346	.439	120-257	.467	224	387	611	65	213-0	86	108	8	425	5.2
Smith	76-1	1107	141-310	.455	54-82	.659	77	153	230	20	142-1	22	48	50	340	4.5
Girceek	12-0	110	13-41	.317	6-8	.750	1	13	14	11	9-0	3	8	1	37	3.1
Ollie	40-0	300	29-69	.420	12-15	.800	4	15	19	38	28-0	10	5	0	70	1.8
Armundson	16-0	64	8-16	.500	2-7	.286	7	5	12	0	13-0	1	2	1	18	1.1
Randolph	9-0	27	4-14	.286	0-0	---	9	2	11	3	5-0	1	2	3	8	0.9
Booth	31-0	204	9-27	.333	6-10	.600	6	32	38	8	35-0	6	4	18	24	0.8

76ERS 82 19755 3056-6648 .460 1509-2137 .706 1067 2370 3437 1673 1620-7 712 1172 400 7923 96.6
OPPONENTS 82 19755 3000-6504 .461 1332-1726 .772 923 2293 3216 1903 1708-4 550 1289 420 7889 96.2
 3-PT FG: 76ERS 302-952 (.317), Iguodala 101-307 (.329), Miller 3-34 (.088), Green 51-179 (.285), Williams 55-153 (.359), Dalembert 0-1 (.000), Korver 38-108 (.352), Young 6-19 (.316), Carney 38-120 (.317), Evans 1-1 (1.000), Smith 4-14 (.286), Girceek 515 (.333), Ollie 0-1 (.000).
 OPPONENTS: 557-1549 (.360).

2007-08 GAME-BY-GAME RESULTS

DATE	WL	76ERS	OPP	TEAM	DATE	WL	76ERS	OPP	TEAM
10/31	L	97	106	at Toronto	01/25	L	81	89	at New York
11/02	W	96	85	at Chicago	01/26	W	103	96	at Charlotte
11/03	L	88	93	New Jersey	01/30	W	112	69	Milwaukee
11/07	W	94	63	Charlotte	02/01	L	106	108	Orlando
11/09	L	103	105	Toronto	02/04	L	91	96	at Atlanta
11/11	L	72	93	New Orleans	02/05	W	101	96	Washington
11/13	L	84	99	at Dallas	02/07	W	101	84	Miami
11/14	L	76	95	at New Orleans	02/09	W	101	80	L.A. Clippers
11/16	W	92	88	Portland	02/11	W	84	76	Dallas
11/20	L	101	116	at Washington	02/13	W	102	88	Memphis
11/23	L	78	83	at Detroit	02/19	L	88	104	at Minnesota
11/24	L	98	100 *	Golden State	02/20	W	124	84	New York
11/27	W	114	99	at Milwaukee	02/22	L	99	115	at Orlando
11/28	L	95	106	Utah	02/23	W	101	96 *	at Miami
11/30	W	85	84	Washington	02/27	W	101	89	Orlando
12/01	L	92	94 *	at New Jersey	02/29	L	97	119	at Golden State
12/03	L	79	88	Atlanta	03/01	W	119	114	at Phoenix
12/05	L	103	113	Boston	03/03	W	106	80	at L.A. Clippers
12/07	W	101	90	New York	03/07	W	117	83	Seattle
12/08	W	105	77	at New York	03/09	W	119	97	at Milwaukee
12/10	W	100	88	Houston	03/10	L	86	100	Boston
12/12	W	98	94	Minnesota	03/12	W	83	82	at Detroit
12/14	L	99	109	Sacramento	03/14	W	110	106	at Chicago
12/15	W	92	86	at Cleveland	03/15	W	103	96	San Antonio
12/19	L	85	102	at Indiana	03/19	W	115	113	Denver
12/21	L	101	106	L.A. Lakers	03/21	L	95	113	at Orlando
12/22	W	99	97	at Memphis	03/22	W	91	87	New Jersey
12/26	W	96	85	Miami	03/24	W	95	90	at Boston
12/28	W	92	80	at Sacramento	03/26	W	121	99	Chicago
12/30	L	72	97	at Portland	03/28	L	93	107	Phoenix
12/31	W	98	90	at Seattle	03/30	L	88	91	at Cleveland
01/02	L	107	110	at Utah	04/01	W	108	99	at New Jersey
01/04	L	93	124	at L.A. Lakers	04/04	W	109	104	at Atlanta
01/06	L	96	109	at Denver	04/05	L	85	92	Atlanta
01/08	L	83	87	Milwaukee	04/09	W	101	94	Detroit
01/09	L	96	109	at Toronto	04/11	L	76	85	Indiana
01/11	L	97	100	Chicago	04/12	L	93	109	at Washington
01/14	L	82	89	at San Antonio	04/14	L	90	91	Cleveland
01/15	W	111	107	at Houston	04/16	L	109	115	at Charlotte
01/18	L	89	116	at Boston					
01/19	W	99	95	Toronto					
01/21	L	103	110	Indiana					
01/23	L	78	86	Detroit					

* denotes overtime

YEAR-BY-YEAR



2008-09 SEASON STATISTICS

RECORD: 41-41 (.500)	HOME: 24-17	AWAY: 17-24	2ND ATLANTIC DIVISION
-----------------------------	--------------------	--------------------	------------------------------

PLAYER	G-GS	MIN	FG-FGA	PCT	FT-FTA	PCT	OFF	DEF	TOT	AST	PF-DQ	STL	TO	BLK	PTS	AVG
Iguodala	82-82	3269	542-1147	.473	377-521	.724	92	379	471	434	152-1	131	222	36	1541	18.8
Miller	82-82	2976	492-1041	.473	338-409	.826	123	245	368	534	196-1	109	199	14	1337	16.3
Young	75-71	2577	475-960	.495	139-189	.735	139	238	377	86	165-0	100	118	23	1145	15.3
Brand	29-23	920	163-365	.447	73-108	.676	77	177	254	37	78-1	17	68	45	399	13.8
Williams	81-0	1919	336-844	.398	304-385	.790	36	129	165	242	128-0	85	151	14	1039	12.8
Green	81-60	1828	286-658	.435	62-85	.729	29	97	126	158	154-0	53	64	13	685	8.5
Speights	79-2	1263	252-502	.502	102-132	.773	123	170	293	30	181-0	27	46	56	608	7.7
Dalembert	82-82	2036	216-434	.498	91-124	.734	214	487	701	18	248-2	33	117	146	523	6.4
Marshall	25-0	189	33-73	.452	3-6	.500	6	34	40	15	24-0	4	6	5	94	3.8
Evans	79-7	1140	79-178	.444	104-175	.594	135	226	361	26	161-0	41	69	8	262	3.3
Ivey	71-0	861	69-208	.332	34-43	.791	19	57	76	43	76-0	36	23	7	211	3.0
Rush	25-1	199	20-58	.345	4-4	1.000	0	15	15	15	10-0	5	10	1	54	2.2
Ratliff	46-0	579	34-64	.531	21-35	.600	46	82	128	9	77-0	17	14	47	89	1.9

76ERS	82	19755	2997-6532	.459	1652-2216	.745	1039	2336	3375	1647	1650-5	658	1157	415	7987	97.4
OPPONENTS	82	19755	2997-6489	.462	1402-1792	.782	935	2285	3220	1799	1786-10	575	1278	400	7981	97.3

3-PT FG: 76ERS 341-1072 (.318), Iguodala 80-261 (.307), Miller 15-53 (.283), Young 56-164 (.341), Williams 63-220 (.286), 51-161 (.317), Speights 2-8 (.250), Dalembert 0-2 (.000), Marshall 25-55 (.455), Evans 0-1 (.000), Ivey 39-114 (.342), Rush 10-33 (.303).
 OPPONENTS: 585-1595 (.367).

2008-09 GAME-BY-GAME RESULTS

DATE	WL	76ERS	OPP	TEAM	DATE	WL	76ERS	OPP	TEAM
10/29	L	84	95	Toronto	1/28	W	95	93	at Houston
10/31	W	116	87	New York	1/30	W	104	94	Washington
11/01	L	88	95	at Atlanta	1/31	L	83	85	New Jersey
11/03	W	125	91	Sacramento	02/03	L	99	100	Boston
11/05	L	83	106	at Miami	02/05	W	99	94	Indiana
11/06	L	88	98	at Orlando	02/07	W	94	84	Miami
11/11	L	80	93	Utah	02/09	W	108	91	Phoenix
11/12	W	106	96	at Toronto	02/11	W	91	87	Memphis
11/14	W	94	92	at Indiana	02/17	L	91	100	at Indiana
11/15	W	110	85	Oklahoma City	02/18	L	89	101	Denver
11/19	L	96	102	at Minnesota	02/21	L	91	97	at Miami
11/21	W	89	88	L.A. Clippers	2/23	L	96	98	at New Jersey
11/23	W	89	81	Golden State	2/25	W	106	98	at Washington
11/24	L	84	93	at Charlotte	2/27	W	108	103	at New York
11/26	L	94	96	Orlando	2/28	L	100	106	Orlando
11/28	L	78	102	at Boston	03/02	L	91	98	New Orleans
11/30	L	92	103	Chicago	03/07	W	110	105	at Memphis
12/02	W	103	95 *	at Chicago	03/08	L	74	89	at Oklahoma City
12/03	L	102	114	L.A. Lakers	03/11	W	115	106	Toronto
12/05	W	96	91	at Detroit	03/13	W	104	101	Chicago
12/06	L	84	95	New Jersey	03/15	W	85	77	Miami
12/10	L	93	101	Cleveland	03/17	W	94	93	at L.A. Lakers
12/12	L	72	88	at Cleveland	03/18	L	116	126	at Phoenix
12/13	W	104	89	Washington	03/20	L	111	119	at Golden State
12/17	W	93	88	Milwaukee	03/22	W	112	100	at Sacramento
12/19	W	109	103	at Washington	03/23	W	114	108 *	at Portland
12/20	L	94	95	Indiana	03/25	W	96	88	Minnesota
12/23	L	91	110	at Boston	03/27	L	95	100	Charlotte
12/26	L	101	105	at Denver	03/29	L	97	101	at Detroit
12/29	L	95	112	at Utah	03/31	W	98	85	Atlanta
12/31	W	100	92	at L.A. Clippers	04/02	W	105	95	Milwaukee
01/02	L	86	96	at Dallas	04/04	W	95	90	Detroit
01/03	L	106	108	at San Antonio	04/05	L	67	96	at New Jersey
01/06	W	104	96	Houston	04/07	L	98	101	at Charlotte
01/07	W	110	105	at Milwaukee	04/09	L	99	113	at Chicago
01/09	W	93	87	Charlotte	04/10	L	92	102	Cleveland
01/11	W	109	94	at Atlanta	04/12	L	104	111	at Toronto
01/14	W	100	79	Portland	04/14	L	98	100	Boston
01/16	W	109	87	SAN ANTONIO	04/15	W	111	110 *	at Cleveland
01/17	W	107	97	at New York					
01/19	L	93	95	Dallas					
01/24	W	116	110	New York					
01/26	L	86	101	at New Orleans					

* denotes overtime

YEAR-BY-YEAR





2009-10 SEASON STATISTICS

RECORD: 27-55 (.329)

HOME: 12-29

AWAY: 15-26

4TH ATLANTIC DIVISION

PLAYER	G-GS	MIN	FG-FGA	PCT	FT-FTA	PCT	OFF	DEF	TOT	AST	PF-DQ	STL	TO	BLK	PTS	AVG
Iguodala	82-82	3193	496-1120	.443	315-430	.733	82	447	529	472	145-0	141	218	55	1401	17.1
Williams	64-38	1912	318-677	.470	192-233	.824	25	162	187	268	110-1	80	106	15	898	14.0
Young	67-45	2145	382-813	.470	114-165	.691	130	220	350	97	133-0	81	126	15	926	13.8
Iverson	25-24	798	121-290	.417	98-119	.824	15	60	75	102	43-0	18	57	2	348	13.9
Brand	76-57	2297	412-858	.480	172-233	.738	179	282	461	109	232-1	82	131	80	996	13.1
Green	73-18	1553	248-543	.457	95-114	.833	20	109	129	152	135-0	32	67	11	638	8.7
Speights	62-1	1016	212-444	.477	108-145	.745	85	167	252	36	152-2	29	51	34	532	8.6
Dalembert	82-80	2124	285-523	.545	97-133	.729	239	545	784	64	252-5	42	123	151	667	8.1
Holiday	73-51	1767	230-520	.442	65-86	.756	56	135	191	280	153-0	79	156	18	587	8.0
Kapono	57-12	976	126-301	.419	9-15	.600	14	52	66	39	80-0	21	34	6	324	5.7
Carney	68-0	857	113-282	.401	52-63	.825	26	111	137	37	79-0	25	21	20	319	4.7
Meeks	19-0	233	40-91	.440	13-18	.722	4	23	27	17	19-0	5	5	1	112	5.9
Smith	56-2	658	75-174	.431	29-42	.690	54	81	135	33	110-1	21	35	28	189	3.4
Ivey	26-0	236	26-55	.473	6-7	.857	5	21	26	17	25-0	10	5	2	70	2.7
Elson	1-0	4	1-2	.500	0-3	.000	1	0	1	0	0-0	0	0	0	2	2.0
Brezec	7-0	36	2-13	.154	1-2	.500	6	6	12	0	9-0	1	0	1	5	0.7
76ERS	82	-19805	3087-6706	.460	1366-1808	.756	941	2421	3362	1723	1677-10	667	1192	439	8014	97.7
OPPONENTS	82	-19805	3105-6573	.472	1518-1983	.766	888	2470	3358	1810	1534-4	621	1189	332	8334	101.6

3-PT FG: 76ERS 474-1381 (.343), Iguodala 94-303 (.310), Williams 70-206 (.340), Young 48-138 (.348), Iverson 8-24 (.333), Brand 0-1 (.000), Green 47-136 (.346), Speights 0-5 (.000), Holiday 62-159 (.390), Kapono 63-171 (.368), Carney 41-135 (.304), Meeks 19-50 (.380), Smith 10-29 (.345), Ivey 12-24 (.500).

OPPONENTS: 606-1542 (.393).

2009-10 GAME-BY-GAME RESULTS

DATE	W/L	76ERS	OPP	TEAM	DATE	W/L	76ERS	OPP	TEAM
10/28	L	106	120	at Orlando	01/25	L	98	109	INDIANA
10/30	W	99	86	MILWAUKEE	01/27	L	88	91	at Milwaukee
10/31	W	141	127 *	at New York	01/29	L	91	99	L.A. LAKERS
11/03	L	74	105	BOSTON	01/31	W	83	79	at New Jersey
11/06	W	97	94	NEW JERSEY	02/03	W	106	103 *	CHICAGO
11/08	L	81	88	at Detroit	02/05	W	101	94	at New Orleans
11/09	L	115	119	PHOENIX	02/06	W	102	95	at Houston
11/11	W	82	79	at New Jersey	02/09	W	119	97	MINNESOTA
11/13	L	90	112	UTAH	02/10	L	93	104	at Toronto
11/14	L	88	94	at Chicago	02/16	L	78	105	MIAMI
11/18	W	86	84	CHARLOTTE	02/19	W	106	94	SAN ANTONIO
11/20	L	97	102	MEMPHIS	02/20	L	90	122	at Chicago
11/21	L	91	97	at Cleveland	02/23	W	110	102	at Golden State
11/24	L	107	108	at Washington	02/24	L	95	106	at Phoenix
11/25	L	110	113	at Boston	02/26	L	90	99	at L.A. Lakers
11/27	L	86	100	ATLANTA	03/01	L	105	126	ORLANDO
11/29	L	89	97	at San Antonio	03/03	L	93	112	at Atlanta
11/30	L	102	104	at Dallas	03/05	L	86	96	BOSTON
12/02	L	106	117	at Oklahoma City	03/07	W	114	101	at Toronto
12/05	L	105	106	at Charlotte	03/09	L	96	107	at Indiana
12/07	L	83	93	DENVER	03/10	L	87	102	CHARLOTTE
12/09	L	86	90	DETROIT	03/12	L	95	100	CLEVELAND
12/11	L	91	96	HOUSTON	03/14	L	91	104	at Miami
12/14	W	117	101	GOLDEN STATE	03/15	L	84	94	NEW YORK
12/16	L	101	108	CLEVELAND	03/17	W	108	97	NEW JERSEY
12/18	W	98	97	at Boston	03/19	L	88	92	at New York
12/19	L	107	112 *	L.A. CLIPPERS	03/20	L	84	98	CHICAGO
12/22	L	98	105	at Washington	03/22	L	93	109	ORLANDO
12/26	L	76	97	at Utah	03/24	W	101	86	at Milwaukee
12/28	W	104	93	at Portland	03/26	W	105	98	ATLANTA
12/30	W	116	106	at Sacramento	03/30	L	93	111	OKLAHOMA CITY
12/31	L	88	104	at L.A. Clipper	03/31	L	84	103	at Charlotte
01/03	W	108	105	at Denver	04/03	L	123	128 *	TORONTO
01/05	L	97	104	WASHINGTON	04/06	L	103	124	DETROIT
01/08	L	106	108	TORONTO	04/07	L	95	99	at Miami
01/09	W	104	94	at Detroit	04/09	L	90	95	MILWAUKEE
01/11	W	96	92	NEW ORLEANS	04/10	W	120	101	at Memphis
01/13	L	92	93	NEW YORK	04/12	L	105	107	MIAMI
01/15	W	98	86	SACRAMENTO	04/14	L	111	125	at Orlando
01/18	L	103	108 *	at Minnesota					
01/20	L	90	98	PORTLAND					
01/22	W	92	81	DALLAS					
01/23	W	107	97	at Indiana					

* denotes overtime

YEAR-BY-YEAR



2010-11 SEASON STATISTICS

RECORD: 41-41 (.500)

HOME: 26-15

AWAY: 15-26

3RD ATLANTIC DIVISION

PLAYER	G-GS	MIN	FG-FGA	PCT	FT-FTA	PCT	OFF	DEF	TOT	AST	PF-DQ	STL	TO	BLK	PTS	AVG
Brand	81-81	2809	502-981	.512	213-273	.780	237	439	676	120	244-3	92	101	106	1217	15.0
Iguodala	67-67	2469	338-759	.445	208-300	.693	61	326	387	422	109-0	101	138	38	945	14.1
Holiday	82-82	2901	446-999	.446	172-209	.823	68	264	332	531	203-3	120	218	29	1145	14.0
Williams	75-0	1747	323-795	.406	293-356	.823	32	117	149	252	128-1	47	102	17	1027	13.7
Young	82-1	2135	458-847	.541	123-174	.707	153	281	434	82	170-0	90	99	26	1045	12.7
Meeks	74-64	2062	242-570	.425	152-170	.894	21	150	171	78	97-0	63	60	4	774	10.5
Turner	78-14	1797	225-529	.425	101-125	.808	42	264	306	159	138-0	49	80	14	565	7.2
Hawes	81-81	1718	264-568	.465	47-88	.534	129	336	465	121	201-2	29	97	71	584	7.2
Nocioni	54-17	931	118-277	.426	49-61	.803	19	150	169	45	100-1	14	47	15	327	6.1
Speights	64-1	734	144-291	.495	55-73	.753	64	146	210	30	120-0	8	40	19	344	5.4
Brackins	3-0	33	4-16	.250	0-0	---	2	2	4	1	3-0	1	0	0	8	2.7
Battie	38-0	377	45-96	.469	8-14	.571	17	82	99	12	59-0	5	12	15	100	2.6
Songaila	10-0	71	7-15	.467	2-4	.500	2	8	10	2	16-0	0	4	0	16	1.6
Daniels	4-0	35	2-5	.400	2-2	1.000	0	5	5	2	0-0	0	1	0	6	1.5
Kapono	24-2	1192	7-28	.250	1-2	.500	3	8	11	4	4-0	2	2	1	16	0.7
76ERS	82 - 19930	3125-6776	.461	1426-1851	.770	850	2578	3428	1861	1592-10	621	1063	355	8119	99.0	

OPPONENTS 82 - 19930 2996-6638 .451 1536-1987 .773 881 2608 3489 1762 1544-9 583 1168 376 7996 97.5
 3-PT FG: 76ERS 443-1248 (.355), Brand 0-1 (.000), Iguodala 61-181 (.337), Holiday 81-222 (.365), Williams 88-253 (.348), Young 6-22 (.273), Meeks 138-348 (.397), Turner 14-44 (.318), Hawes 9-37 (.243), Nocioni 42-118 (.356), Speights 1-4 (.250), Brackins 0-5 (.000), Battie 2-3 (.667), Daniels 0-2 (.000), Kapono 1-8 (.125).
 OPPONENTS: 468-1375 (.340).

2010-11 GAME-BY-GAME RESULTS

DATE	W/L	76ERS	OPP	TEAM	DATE	W/L	76ERS	OPP	TEAM
10/27	L	87	97	MIAMI	01/22	W	96	85	UTAH
10/29	L	101	104	ATLANTA	01/24	W	105	95	PHOENIX
10/30	L	86	99	at Indiana	01/26	W	107	94	at Toronto
11/02	L	115	116 *	at Washington	01/28	L	94	99	MEMPHIS
11/03	W	101	75	INDIANA	01/30	W	110	99	DENVER
11/05	L	116	123	CLEVELAND	02/02	W	106	92	at New Jersey
11/07	W	106	96	at New York	02/04	W	100	98	NEW YORK
11/10	L	103	109	at Oklahoma City	02/06	L	103	117	at New York
11/12	L	90	99	at Dallas	02/08	W	117	83	at Atlanta
11/13	L	93	116	at San Antonio	02/09	L	95	99	ORLANDO
11/16	L	93	101	at Cleveland	02/11	W	77	71	SAN ANTONIO
11/17	L	86	94	TORONTO	02/12	W	107	87	at Minnesota
11/19	W	90	79	MILWAUKEE	02/15	L	91	102	at Memphis
11/23	L	114	116 *	at Washington	02/16	W	114	105	at Houston
11/24	L	90	106	at Toronto	02/23	W	117	94	WASHINGTON
11/26	L	90	99	at Miami	02/25	W	110	94	DETROIT
11/27	W	102	86	NEW JERSEY	02/27	W	95	91	at Cleveland
11/30	W	88	79	PORTLAND	03/01	L	93	101	DALLAS
12/03	L	88	93	at Atlanta	03/04	W	111	100	MINNESOTA
12/04	W	109	91	CHARLOTTE	03/06	W	125	117 *	GOLDEN STATE
12/07	W	117	97	CLEVELAND	03/08	W	110	100	at Indiana
12/09	L	101	102	BOSTON	03/09	L	105	110 *	OKLAHOMA CITY
12/12	W	88	70	NEW ORLEANS	03/11	W	89	86	BOSTON
12/14	W	82	77	at New Jersey	03/12	L	74	102	at Milwaukee
12/15	W	105	91	L.A. CLIPPERS	03/14	L	107	112 *	at Utah
12/17	L	81	93	L.A. LAKERS	03/16	W	104	94	at L.A. Clipper
12/18	W	97	89	at Orlando	03/18	W	102	80	at Sacramento
12/21	L	76	121	at Chicago	03/19	L	101	110	at Portland
12/22	L	80	84	at Boston	03/23	W	105	100	ATLANTA
12/26	W	95	89	at Denver	03/25	L	99	111	at Miami
12/27	L	95	110	at Golden State	03/27	L	111	114 *	SACRAMENTO
12/29	W	123	110	at Phoenix	03/28	W	97	85	at Chicago
12/31	L	98	102	at L.A. Lakers	03/30	W	108	97	HOUSTON
01/03	L	77	84	at New Orleans	04/01	W	115	90	NEW JERSEY
01/05	W	109	97	WASHINGTON	04/02	L	87	93 *	at Milwaukee
01/07	W	105	99	CHICAGO	04/05	L	82	99	at Boston
01/08	L	109	112 *	at Detroit	04/06	L	92	97	NEW YORK
01/11	L	103	111	INDIANA	04/08	W	98	93	TORONTO
01/14	W	95	94	MILWAUKEE	04/11	L	85	95	ORLANDO
01/17	W	96	92 *	CHARLOTTE	04/13	L	100	104	DETROIT
01/19	L	98	99 *	at Orlando					
01/20	L	97	100	at Charlotte					

* denotes overtime





2011-12 SEASON STATISTICS

RECORD: 35-31 (.530)

HOME: 19-14

AWAY: 16-17

3RD ATLANTIC DIVISION

PLAYER	G-GS	MIN	FG-FGA	PCT	FT-FTA	PCT	OFF	DEF	TOT	AST	PF-DQ	STL	TO	BLK	PTS	AVG
Williams	64-0	1682	318-782	.407	237-292	.812	30	125	155	221	90-0	53	71	18	956	14.9
Holiday	65-65	2196	360-834	.432	94-120	.783	57	155	212	290	137-2	103	135	18	879	13.5
T. Young	63-1	1755	348-687	.507	111-144	.771	137	188	325	74	127-3	64	55	41	808	12.8
Iguodala	62-62	2209	287-632	.454	121-196	.617	56	325	381	339	92-0	107	115	30	771	12.4
Brand	60-60	1732	287-581	.494	85-116	.733	145	284	429	97	176-1	58	65	97	659	11.0
Haves	37-29	920	156-319	.489	40-55	.727	78	192	270	98	100-0	16	55	48	355	9.6
Turner	65-20	1713	263-590	.446	73-108	.676	27	349	376	180	117-1	40	105	20	610	9.4
Meeks	66-50	1644	191-467	.409	77-85	.906	17	144	161	54	82-0	40	29	3	556	8.4
Vucevic	51-15	812	131-291	.450	18-34	.529	88	158	246	31	111-0	20	33	34	283	5.5
Silas	2-0	39	4-15	.267	2-3	.667	2	2	4	3	5-0	0	3	0	11	5.5
Allen	41-15	624	79-167	.473	11-14	.786	47	124	171	34	73-0	13	20	18	169	4.1
S. Young	14-0	135	13-44	.295	9-14	.643	6	15	21	6	11-0	6	7	4	40	2.9
Brackins	14-1	88	9-33	.273	1-2	.500	5	10	15	8	6-0	0	4	1	22	1.6
Battie	27-11	295	19-51	.373	4-4	1.000	8	59	67	16	26-0	4	4	6	42	1.6
Nocioni	11-1	56	5-20	.250	6-11	.545	1	13	14	1	4-0	1	5	1	17	1.5
Elson	5-0	16	1-3	.333	0-0	---	0	1	1	1	0-0	1	1	1	2	0.4
76ERS	66	15915	2471-5516	.448	889-1198	.742	704	2144	2848	1453	1157-7	526	738	340	6180	93.6
OPPONENTS	66	15915	2263-5302	.427	1017-1352	.752	706	2181	2887	1293	1070-3	391	918	316	5900	89.4

3-PT FG: 76ERS 349-963 (.362), Williams 83-229 (.362), Holiday 65-171 (.380), T. Young 1-4 (.250), Iguodala 76-193 (.394), Brand 0-1 (.000), Haves 3-12 (.250), Turner 11-49 (.224), Meeks 97-266 (.365), Vucevic 3-8 (.375), Silas 1-6 (.167), S. Young 5-8 (.625), Brackins 3-9 (.333), Battie 0-1 (.000), Nocioni 1-6 (.167).
 OPPONENTS: 357-1070 (.334).


2011-12 GAME-BY-GAME RESULTS

DATE	W/L	76ERS	OPP	TEAM	DATE	W/L	76ERS	OPP	TEAM
12/26	L	103	107	at Portland	3/5	L	93	97	at Milwaukee
12/28	W	103	83	at Phoenix	3/7	W	103	71	BOSTON
12/30	L	99	102	at Utah	3/9	W	104	91	UTAH
12/31	W	107	79	at Golden State	3/11	W	106	94	at New York
1/4	W	101	93	at New Orleans	3/14	L	94	111	at Indiana
1/6	W	96	73	DETROIT	3/16	L	78	84	MIAMI
1/7	W	97	62	TORONTO	3/17	L	80	89	at Chicago
1/9	W	96	86	INDIANA	3/19	W	105	80	at Charlotte
1/10	W	112	85	SACRAMENTO	3/21	L	79	82	NEW YORK
1/11	L	79	85	at New York	3/23	W	99	86	BOSTON
1/13	W	120	89	WASHINGTON	3/25	L	76	93	at San Antonio
1/14	W	103	90	at Washington	3/27	W	103	85	CLEVELAND
1/16	W	94	82	MILWAUKEE	3/30	L	76	97	at Washington
1/18	L	104	108 *	DENVER	3/31	W	95	90	ATLANTA
1/20	W	90	76	ATLANTA	4/3	L	93	99	at Miami
1/21	L	92	113	at Miami	4/4	L	78	99	TORONTO
1/23	W	103	83	WASHINGTON	4/7	L	82	88	ORLANDO
1/25	L	90	97 *	NEW JERSEY	4/8	L	79	103	at Boston
1/27	W	89	72	CHARLOTTE	4/10	W	107	88	at New Jersey
1/28	W	95	74	DETROIT	4/11	W	93	75	at Toronto
1/30	W	74	69	ORLANDO	4/13	L	89	95	NEW JERSEY
2/1	W	98	82	CHICAGO	4/16	L	100	113	at Orlando
2/3	L	79	99	MIAMI	4/17	L	97	102	INDIANA
2/4	W	98	87	at Atlanta	4/18	W	103	87	at Cleveland
2/6	W	95	90	L.A. LAKERS	4/21	W	109	106 *	at Indiana
2/8	L	90	100	SAN ANTONIO	4/23	W	105	87	at New Jersey
2/10	L	77	78	L.A. CLIPPERS	4/25	W	90	85	at Milwaukee
2/11	W	99	84	at Cleveland	4/26	L	86	108	at Detroit
2/13	W	98	89	at Charlotte					
2/15	L	87	103	at Orlando					
2/17	L	75	82	DALLAS					
2/19	L	91	92	at Minnesota					
2/21	L	76	89	at Memphis					
2/22	L	87	93	at Houston					
2/28	W	97	68	at Detroit					
2/29	L	88	92	OKLAHOMA CITY					
3/2	W	105	83	GOLDEN STATE					
3/4	L	91	96	CHICAGO					

* denotes overtime



ALL-TIME ROSTER





Please note the following:

* Denotes that a player played for more than one team during that particular season and the team-by-team breakdown was not available. Each respective stat line is reflective of the entire season's statistics, which also affects the player's total stat lines.

(n) Denotes years played in the NBL with Syracuse, before the Nationals joined the NBA in 1949-50. NBL statistics are factored in to individual NBA totals, but do not affect team statistics/records.

ABDELNABY, ALAA

Duke
Birthdate: June 24, 1968

#30
Drafted: 1990, 1st round (25th overall) by Portland

	G	GS	MIN	FG	FGA	PCT	FT	FTA	PCT	OFF	DEF	TOT	A	PF	D	ST	TO	BS	PTS	AVG
1994-95	3	0	30	1	11	.091	0	0	---	3	5	8	0	2	0	0	5	0	2	0.7

ABLE, FOREST

Western Kentucky: Louisville
Birthdate: July 27, 1932

Drafted: 1956, Syracuse

	G	GS	MIN	FG	FGA	PCT	FT	FTA	PCT	OFF	DEF	TOT	A	PF	D	ST	TO	BS	PTS	AVG
1956-57	1	---	1	0	2	.000	0	0	---	---	---	1	1	1	0	---	---	---	0	0.0

ALLEN, LAVOY

TEMPLE
Birthdate: Feb. 4, 1989

#50
Drafted: 2011, 2nd Round (50th overall) by 76ers

	G	GS	MIN	FG	FGA	PCT	FT	FTA	PCT	OFF	DEF	TOT	A	PF	D	ST	TO	BS	PTS	AVG
2011-12	41	15	624	79	167	.473	11	14	.786	47	124	171	34	73	0	13	20	18	169	4.1
2012-13	79	37	1669	206	454	.454	43	60	.717	159	236	395	73	180	1	24	55	55	455	5.8
TOTALS	120	52	2293	285	621	.459	54	74	.730	206	360	566	107	253	1	37	75	73	624	5.2

3-PT. FG: 2012-13: 0-1 (.000)

PLAYOFFS

	G	GS	MIN	FG	FGA	PCT	FT	FTA	PCT	OFF	DEF	TOT	A	PF	D	ST	TO	BS	PTS	AVG
2011-12	12	1	236	34	61	.557	7	12	.583	21	38	59	3	30	0	10	5	11	75	6.3

ALSTON, DERRICK

Duquesne
Birthdate: Aug. 20, 1972

#21
Drafted: 1994, 2nd Round (33rd overall) by 76ers

	G	GS	MIN	FG	FGA	PCT	FT	FTA	PCT	OFF	DEF	TOT	A	PF	D	ST	TO	BS	PTS	AVG
1994-95	64	1	1032	120	258	.465	59	120	.492	98	121	219	33	107	1	39	53	35	299	4.7
1995-96	73	41	1614	198	387	.512	55	112	.491	127	175	302	61	191	1	56	59	52	452	6.2
TOTALS	137	42	1746	318	645	.493	114	232	.491	225	296	521	94	298	2	95	112	87	751	5.5

3-PT. FG: 1994-95, 0-4 (.000); 1995-96 1-3 (.333); TOTALS, 1-7 (.143)

AMUNDSON, LOUIS

UNLV
Birthdate: Dec. 7, 1982

#20
Drafted: Undrafted

	G	GS	MIN	FG	FGA	PCT	FT	FTA	PCT	OFF	DEF	TOT	A	PF	D	ST	TO	BS	PTS	AVG
2006-07	10	0	87	6	15	.400	4	10	.400	13	15	28	1	15	0	1	5	8	16	1.6
2007-08	16	0	64	8	16	.500	2	7	.286	7	5	12	0	13	0	1	2	1	18	1.1
TOTALS	137	42	1746	318	645	.493	114	232	.491	225	296	521	94	298	2	95	112	87	751	5.5

PLAYOFFS

	G	GS	MIN	FG	FGA	PCT	FT	FTA	PCT	OFF	DEF	TOT	A	PF	D	ST	TO	BS	PTS	AVG
2007-08	2	0	10	2	4	.500	1	2	.500	5	2	7	0	2	0	0	0	0	5	2.5

ANDERSON, CLIFF

St. Joseph's
Birthdate: Sept. 7, 1944

#26
Drafted: 1967, 4th round (35th overall) by L.A. Lakers

	G	GS	MIN	FG	FGA	PCT	FT	FTA	PCT	OFF	DEF	TOT	A	PF	D	ST	TO	BS	PTS	AVG
1970-71	5	0	27	1	6	.167	5	7	.714	---	---	11	4	7	0	---	---	---	7	1.4

ANDERSON, MITCHELL

Bradley
Birthdate: Sept. 23, 1960

#7
Drafted: 1982, 2nd round (36th overall) by 76ers

	G	GS	MIN	FG	FGA	PCT	FT	FTA	PCT	OFF	DEF	TOT	A	PF	D	ST	TO	BS	PTS	AVG
1982-83	13	0	48	8	22	.364	1	3	.333	4	8	12	1	6	0	1	5	0	17	1.3

3-PT. FG: 1982-83, 0-1 (.000); TOTALS, 0-1 (.000)

ANDERSON, RON

Fresno State
Birthdate: Oct. 15, 1958

#20
Drafted: 1984, 2nd round (27th overall) by Cleveland

	G	GS	MIN	FG	FGA	PCT	FT	FTA	PCT	OFF	DEF	TOT	A	PF	D	ST	TO	BS	PTS	AVG
1988-89	82	12	2618	566	1152	.491	196	229	.856	167	239	406	139	166	1	71	126	23	1330	16.2
1989-90	78	3	2089	379	841	.451	165	197	.838	81	214	295	143	143	0	72	78	13	926	11.9
1990-91	82	13	2340	512	1055	.485	165	198	.833	103	264	367	115	163	1	65	100	13	1198	14.6
1991-92	82	11	2432	469	1008	.465	143	163	.877	96	182	278	135	128	0	86	109	11	1123	13.7
1992-93	69	0	1263	225	544	.414	72	89	.809	62	122	184	93	75	0	31	63	5	561	8.1
TOTALS	393	39	10742	2151	4600	.468	741	876	.846	509	1021	1530	625	675	2	325	476	65	5138	13.1

3-PT. FG: 1988-89, 2-11 (.182); 1989-90, 3-21 (.143); 1990-91, 9-43 (.209); 1991-92, 42-127 (.331); 1992-93, 39-120 (.325); TOTALS, 95-322, (.295)

ALL-TIME ROSTER



RON ANDERSON PLAYOFFS

	G	GS	MIN	FG	FGA	PCT	FT	FTA	PCT	OFF	DEF	TOT	A	PF	D	ST	TO	BS	PTS	AVG
1988-89	3	—	109	29	51	.569	4	5	.800	7	9	16	13	10	0	1	2	2	62	20.7
1989-90	10	—	256	40	93	.430	29	30	.967	6	31	37	14	22	0	4	15	0	112	11.2
1990-91	8	—	223	35	88	.398	17	19	.895	9	12	21	19	24	0	6	12	0	88	11.0
TOTALS	21	—	588	104	232	.448	50	54	.926	22	52	74	46	56	0	11	29	2	262	12.5

3-PT. FG: 1988-89, 0-1 (.000); 1989-90, 3-5 (.600); 1990-91, 1-5 (.200); TOTALS, 4-11 (.364)

ANSLEY, MICHAEL

Alabama
Birthdate: Feb. 8, 1967

#45

HT: 6-7

WT: 225

Drafted: 1989, 2nd round (37th overall) by Orlando

	G	GS	MIN	FG	FGA	PCT	FT	FTA	PCT	OFF	DEF	TOT	A	PF	D	ST	TO	BS	PTS	AVG
1991-92	8	0	32	5	11	.455	5	6	.833	2	2	4	2	6	0	0	3	0	15	1.9

ASKEW, VINCENT

Memphis State
Birthdate: Feb. 28, 1966

#30

HT: 6-6

WT: 235

Drafted: 1987, 2nd Round (39th overall) by 76ers

	G	GS	MIN	FG	FGA	PCT	FT	FTA	PCT	OFF	DEF	TOT	A	PF	D	ST	TO	BS	PTS	AVG
1987-88	14	2	234	22	74	.297	8	11	.727	6	16	22	33	12	0	10	12	6	52	3.7

AUSTIN, ISAAC

Arizona State
Birthdate: Aug. 18, 1969

#50

HT: 6-10

WT: 290

Drafted: 1991, 2nd round (48th pick) by Utah

	G	GS	MIN	FG	FGA	PCT	FT	FTA	PCT	OFF	DEF	TOT	A	PF	D	ST	TO	BS	PTS	AVG
1993-94	14	0	201	29	66	.439	14	23	.609	25	44	69	17	29	0	5	17	10	72	5.1

AWTREY, DENNIS

Santa Clara
Birthdate: Feb. 22, 1948

#20

HT: 6-10

WT: 250

Drafted: 1970, 3rd round (46th overall) by 76ers

	G	GS	MIN	FG	FGA	PCT	FT	FTA	PCT	OFF	DEF	TOT	A	PF	D	ST	TO	BS	PTS	AVG
1970-71	70	38	1292	200	421	.475	104	157	.662	—	—	430	89	211	7	—	—	—	504	7.2
1971-72	58	7	794	98	222	.441	49	76	.645	—	—	248	51	141	3	—	—	—	245	4.2
1972-73	3	2	37	3	7	.429	1	4	.250	—	—	14	2	8	0	—	—	—	7	2.3
TOTALS	131	47	2123	301	650	.463	154	237	.650	—	—	692	142	360	10	—	—	—	756	6.0

PLAYOFFS

	G	GS	MIN	FG	FGA	PCT	FT	FTA	PCT	OFF	DEF	TOT	A	PF	D	ST	TO	BS	PTS	AVG
1970-71	7	—	144	21	36	.583	11	15	.733	—	—	27	5	25	—	—	—	—	53	7.6

BANTOM, MIKE

St. Joseph's
Birthdate: Dec. 3, 1951

#42

HT: 6-9

WT:200

Drafted: 1973, 1st round (8th overall) by Phoenix

	G	GS	MIN	FG	FGA	PCT	FT	FTA	PCT	OFF	DEF	TOT	A	PF	D	ST	TO	BS	PTS	AVG
1981-82	43	1	979	156	306	.510	67	114	.588	87	139	226	46	133	0	25	64	37	380	8.8

3-PT. FG: 1981-82, 1-3 (.333); TOTALS, 1-3 (.333)

PLAYOFFS

	G	GS	MIN	FG	FGA	PCT	FT	FTA	PCT	OFF	DEF	TOT	A	PF	D	ST	TO	BS	PTS	AVG
1981-82	21	—	399	36	91	.396	19	42	.452	39	38	77	24	60	1	15	24	9	91	4.3

BARKLEY, CHARLES

Auburn
Birthdate: Feb. 20, 1963

#34 and #32

HT: 6-5

WT:250

Drafted: 1984, 1st round (5th overall) by 76ers

	G	GS	MIN	FG	FGA	PCT	FT	FTA	PCT	OFF	DEF	TOT	A	PF	D	ST	TO	BS	PTS	AVG
1984-85	82	60	2347	427	783	.545	293	400	.733	266	437	703	155	301	5	95	209	80	1148	14.0
1985-86	80	80	2952	595	1041	.572	396	578	.685	354	672	1026	312	333	8	173	350	125	1603	20.0
1986-87	68	62	2740	557	937	.594	429	564	.761	390	604	994	331	252	5	119	322	104	1564	23.0
1987-88	80	80	3170	753	1283	.587	714	951	.751	385	566	951	254	278	6	100	304	103	2264	28.3
1988-89	79	79	3088	700	1208	.579	602	799	.753	403	583	986	325	262	3	126	254	67	2037	25.8
1989-90	79	79	3085	706	1177	.600	557	744	.749	361	548	909	307	250	2	148	243	50	1989	25.2
1990-91	67	67	2498	665	1167	.570	475	658	.722	258	422	680	284	173	2	110	210	33	1849	27.6
1991-92	75	75	2881	622	1126	.552	454	653	.695	271	559	830	308	196	2	136	235	44	1730	23.1
TOTALS	610	582	22761	5025	8722	.576	3920	5347	.733	2688	4391	7079	2276	2045	33	10072127	606	14184	23.3	

3-PT. FG: 1984-85, 1-6 (.167); 1985-86, 17-75 (.227); 1986-87, 21-104 (.202); 1987-88, 44-157 (.280); 1988-89, 35-162 (.216); 1989-90, 20-92 (.217); 1990-91, 44-155 (.283); 1991-92, 32-137 (.234); TOTALS, 214-888, (.241)

PLAYOFFS

	G	GS	MIN	FG	FGA	PCT	FT	FTA	PCT	OFF	DEF	TOT	A	PF	D	ST	TO	BS	PTS	AVG
1984-85	13	—	408	75	139	.540	40	63	.635	52	92	144	26	49	0	23	35	15	194	14.9
1985-86	12	—	497	104	180	.578	91	131	.695	60	129	189	67	52	2	27	65	15	300	25.0
1986-87	5	—	210	43	75	.573	36	45	.800	27	36	63	12	21	0	4	22	8	123	24.6
1988-89	3	—	135	29	45	.644	22	31	.710	8	27	35	16	9	0	5	11	2	81	27.0
1989-90	10	—	419	88	162	.543	65	108	.602	66	89	155	43	36	0	8	30	7	247	24.7
1990-91	8	—	326	74	125	.592	49	75	.653	31	53	84	48	23	0	15	25	3	199	24.9
TOTALS	51	—	1995	413	726	.569	303	453	.669	244	426	670	212	190	2	82	188	50	1144	22.4

3-PT. FG: 1984-85, 4-6 (.667); 1985-86, 1-15 (.067); 1986-87, 1-8 (.125); 1988-89, 1-5 (.200); 1989-90, 6-18 (.333); 1990-91, 2-20 (.100); TOTALS, 15-72 (.208)





CHARLES BARKLEY ALL-STAR GAME

	G	GS	MIN	FG	FGA	PCT	FT	FTA	PCT	OFF	DEF	TOT	A	PF	D	ST	TO	BS	PTS	AVG
1987	1	0	16	2	6	.333	3	6	.500	1	3	4	1	2	0	1	0	0	7	—
1988	1	0	15	1	4	.250	2	2	1.000	1	2	3	0	2	0	1	3	1	4	—
1989	1	1	20	6	11	.545	5	8	.625	3	2	5	0	0	0	2	1	1	17	—
1990	1	1	22	7	12	.583	2	3	.667	2	2	4	0	1	0	1	2	1	17	—
1991	1	1	35	7	15	.467	3	6	.500	8	14	22	4	5	0	1	3	1	17	—
1992	1	1	28	6	14	.429	0	0	---	2	7	9	1	3	0	6	3	0	12	—
TOTALS	6	4	136	29	62	.468	15	25	.600	17	30	47	6	13	0	12	12	4	74	12.3

3-PT. FG: 1987, 0-2 (.000); 1988, 0-1 (.000); 1990, 1-1 (.000); TOTALS, 1-4 (.250)

BARNES, MATT

UCLA
Birthdate: Mar. 9, 1980

#21
Drafted: 2002, 2nd round (46th overall) by Memphis

HT: 6-7

WT: 225

	G	GS	MIN	FG	FGA	PCT	FT	FTA	PCT	OFF	DEF	TOT	A	PF	D	ST	TO	BS	PTS	AVG
2004-05	DID NOT APPEAR IN ANY GAMES AFTER BEING ACQUIRED VIA TRADE																			
2005-06	50	0	538	59	110	.536	29	43	.674	41	56	97	22	92	2	16	24	7	149	3.0

3-PT. FG: 2005-06, 2-11 (.182)

BARNETT, DICK

Tennessee State
Birthdate: Oct. 2, 1936

Drafted: 1959, by Syracuse

HT: 6-4

WT: 190

	G	GS	MIN	FG	FGA	PCT	FT	FTA	PCT	OFF	DEF	TOT	A	PF	D	ST	TO	BS	PTS	AVG
1959-60	57	—	1235	289	701	.412	128	180	.711	—	—	155	160	98	0	—	—	—	706	12.4
1960-61	78	—	2070	540	1194	.452	240	337	.712	—	—	283	218	169	0	—	—	—	1320	16.9
TOTALS	135	—	3305	829	1895	.437	368	517	.712	—	—	438	378	267	0	—	—	—	2026	15.0

PLAYOFFS

	G	GS	MIN	FG	FGA	PCT	FT	FTA	PCT	OFF	DEF	TOT	A	PF	D	ST	TO	BS	PTS	AVG
1959-60	3	—	64	12	38	.316	6	7	.857	—	—	14	4	4	0	—	—	—	30	10.0
1960-61	8	—	222	49	112	.438	26	36	.722	—	—	36	12	25	0	—	—	—	124	15.5
TOTALS	11	—	286	61	150	.407	32	43	.744	—	—	50	16	29	0	—	—	—	154	14.0

BARNETT, JIM

Oregon
Birthdate: July 7, 1944

#33
Drafted: 1966, 1st round (8th overall) by Boston

HT: 6-4

WT: 180

	G	GS	MIN	FG	FGA	PCT	FT	FTA	PCT	OFF	DEF	TOT	A	PF	D	ST	TO	BS	PTS	AVG
1976-77	16	0	231	28	64	.438	10	18	.556	7	7	14	23	28	0	4	—	0	66	4.1

BARROS, DANA

Boston College
Birthdate: Apr. 13, 1967

#3
Drafted: 1989, 1st round (16th overall) by Seattle

HT: 5-11

WT: 165

	G	GS	MIN	FG	FGA	PCT	FT	FTA	PCT	OFF	DEF	TOT	A	PF	D	ST	TO	BS	PTS	AVG
1993-94	81	70	2519	412	878	.469	116	145	.800	28	168	196	424	96	0	107	167	5	1075	13.3
1994-95	82	82	3318	571	1165	.490	347	386	.899	27	247	274	619	159	1	149	242	4	1686	20.6
TOTALS	163	152	5837	983	2043	.432	463	551	.840	55	415	470	1043	255	1	256	409	9	2761	16.9

3-PT. FG: 1993-94, 135-354 (.381); 1994-95, 197-425 (.464); TOTALS, 332-779 (.426)

ALL-STAR GAME

	G	GS	MIN	FG	FGA	PCT	FT	FTA	PCT	OFF	DEF	TOT	A	PF	D	ST	TO	BS	PTS	AVG
1995	1	0	11	2	5	.400	0	0	---	0	1	1	3	0	0	0	0	0	5	5.0

3-PT FG: 1995, 1-3 (.333)

BASKERVILLE, JERRY

Temple
Birthdate: Nov. 10, 1951

#24
Drafted: N/A

HT: 6-7

WT: 190

	G	GS	MIN	FG	FGA	PCT	FT	FTA	PCT	OFF	DEF	TOT	A	PF	D	ST	TO	BS	PTS	AVG
1975-76	21	0	105	8	26	.308	10	16	.625	13	15	28	3	32	0	6	—	5	26	1.2

BATTIE, TONY

Texas Tech
Birthdate: Feb. 11, 1976

#4
Drafted: 1997, 1st round (5th overall) by Denver

HT: 6-11

WT: 240

	G	GS	MIN	FG	FGA	PCT	FT	FTA	PCT	OFF	DEF	TOT	A	PF	D	ST	TO	BS	PTS	AVG
2010-11	38	0	377	45	96	.469	8	14	.571	17	82	99	12	59	0	5	12	15	100	2.6
2011-12	27	11	295	19	51	.373	4	4	1.000	8	59	67	16	26	0	4	4	6	42	1.6
TOTALS	65	11	672	64	147	.435	12	18	.667	25	141	166	28	85	0	9	16	21	142	2.2

3-PT. FG: 2010-11, 2-3 (.667); 2011-12, 0-1 (.000); TOTALS, 2-4 (.500)

PLAYOFFS

	G	GS	MIN	FG	FGA	PCT	FT	FTA	PCT	OFF	DEF	TOT	A	PF	D	ST	TO	BS	PTS	AVG
2010-11	5	0	38	3	7	.429	1	2	.500	2	8	10	0	5	0	0	1	3	7	1.4

DNP - COACH'S DECISION

BECK, ERNIE

Pennsylvania
Birthdate: Dec. 11, 1931

Drafted: 1953, by Syracuse

HT: 6-4

WT: 190

	G	GS	MIN	FG	FGA	PCT	FT	FTA	PCT	OFF	DEF	TOT	A	PF	D	ST	TO	BS	PTS	AVG
1960-61*	10	—	82	10	29	.345	6	7	.857	—	—	23	15	10	0	—	—	—	26	2.6

ALL-TIME ROSTER



BELL, RAJA

Florida International
Birthdate: Sept. 19, 1976

#11
Drafted: Undrafted

HT: 6-5

WT: 204

	G	GS	MIN	FG	FGA	PCT	FT	FTA	PCT	OFF	DEF	TOT	A	PF	D	ST	TO	BS	PTS	AVG
2000-01	5	0	30	2	7	.286	0	0	—	0	1	1	0	1	0	1	2	0	5	1.0
2001-02	74	12	890	103	240	.429	36	48	.750	31	80	111	71	109	0	21	48	4	254	3.4
TOTALS	79	12	920	105	247	.425	36	48	.750	31	81	112	71	110	0	22	50	4	259	4.4

3-PT. FG: 2000-01, 1-3 (.333); 2001-02, 12-44 (.273); TOTALS, 13-47 (.277)

PLAYOFFS

	G	GS	MIN	FG	FGA	PCT	FT	FTA	PCT	OFF	DEF	TOT	A	PF	D	ST	TO	BS	PTS	AVG
2000-01	15	0	124	12	27	.444	8	14	.250	4	9	13	7	20	0	15	5	0	43	2.3
2001-02	3	0	8	1	3	.333	0	0	—	1	0	1	0	0	0	0	0	0	2	0.7
TOTALS	18	0	132	13	30	.433	8	14	.571	5	9	14	7	20	0	15	5	0	45	2.5

3-PT. FG: 2000-01, 2-8 (.250); 2001-02, 0-2 (.000); TOTALS, 2-10 (.200)

BENJAMIN, BENOIT

Creighton
Birthdate: Nov. 22, 1964

#00
Drafted: 1985, 1st round (3rd overall) by LA Clippers

HT: 7-0

WT: 265

	G	GS	MIN	FG	FGA	PCT	FT	FTA	PCT	OFF	DEF	TOT	A	PF	D	ST	TO	BS	PTS	AVG
1997-98	14	0	197	22	41	.537	19	30	.633	18	35	53	3	26	0	4	12	4	63	4.5
1998-99	6	0	33	2	7	.286	0	0	—	3	5	8	1	6	0	0	3	0	4	0.7
TOTALS	20	0	230	24	48	.500	19	30	.633	21	40	61	4	32	0	4	15	4	67	3.4

BENNETT, ELMER

Notre Dame
Birthdate: Feb. 13, 1970

#5
Drafted: 1992, 2nd round (38th overall) by Atlanta

HT: 6-0

WT: 170

	G	GS	MIN	FG	FGA	PCT	FT	FTA	PCT	OFF	DEF	TOT	A	PF	D	ST	TO	BS	PTS	AVG
1995-96	8	0	66	4	17	.235	3	4	.750	1	4	5	8	6	0	1	7	1	11	1.4

BIANCHI, AL

Bowling Green
Birthdate: Mar. 26, 1932

#24
Drafted: 1954, by Minneapolis

HT: 6-3

WT: 185

	G	GS	MIN	FG	FGA	PCT	FT	FTA	PCT	OFF	DEF	TOT	A	PF	D	ST	TO	BS	PTS	AVG
1956-57	68	—	1577	199	567	.351	165	239	.690	—	—	227	106	198	5	—	—	—	563	8.3
1957-58	69	—	1421	215	625	.344	140	205	.683	—	—	221	114	188	4	—	—	—	570	8.3
1958-59	72	—	1779	285	756	.377	149	206	.723	—	—	199	159	260	8	—	—	—	719	10.0
1959-60	69	—	1256	211	576	.366	109	155	.703	—	—	179	169	231	5	—	—	—	531	7.7
1960-61	52	—	667	118	342	.345	60	87	.690	—	—	105	93	137	5	—	—	—	296	5.7
1961-62	80	—	1925	336	847	.397	154	221	.697	—	—	281	263	232	5	—	—	—	826	10.3
1962-63	61	—	1159	202	476	.424	120	164	.732	—	—	134	170	165	2	—	—	—	524	8.6
1963-64	78	—	1437	257	684	.376	109	141	.773	—	—	147	149	248	6	—	—	—	623	8.0
1964-64	60	—	1116	175	486	.360	54	76	.711	—	—	95	140	178	10	—	—	—	404	6.7
1965-66	78	—	1312	214	560	.382	66	98	.673	—	—	134	134	232	4	—	—	—	494	6.3
TOTALS	687	—	13649	2212	5919	.374	1126	1592	.707	—	—	1722	1497	2069	54	—	—	—	5550	8.1

PLAYOFFS

	G	GS	MIN	FG	FGA	PCT	FT	FTA	PCT	OFF	DEF	TOT	A	PF	D	ST	TO	BS	PTS	AVG
1956-57	5	—	97	12	38	.316	8	12	.667	—	—	15	8	16	1	—	—	—	32	6.4
1957-58	2	—	37	4	12	.333	3	8	.375	—	—	7	2	4	0	—	—	—	11	5.5
1958-59	9	—	192	34	74	.459	14	22	.636	—	—	29	25	41	4	—	—	—	82	9.1
1959-60	2	—	18	0	8	.000	0	0	—	—	—	3	3	2	0	—	—	—	0	0.0
1960-61	7	—	90	17	46	.370	8	9	.889	—	—	7	5	20	1	—	—	—	42	6.0
1961-62	5	—	184	27	69	.391	17	20	.850	—	—	26	18	17	0	—	—	—	71	14.2
1962-63	5	—	77	15	34	.441	4	7	.571	—	—	8	2	17	0	—	—	—	34	6.8
1963-64	5	—	68	12	29	.414	3	4	.750	—	—	4	4	12	0	—	—	—	27	5.4
1964-65	11	—	308	45	118	.381	14	21	.667	—	—	16	30	45	2	—	—	—	104	9.5
1965-66	5	—	64	18	43	.419	9	12	.750	—	—	10	4	19	1	—	—	—	45	9.0
TOTALS	56	—	1135	184	471	.391	80	115	.696	—	—	125	101	193	9	—	—	—	448	8.0

BIBBY, HENRY

UCLA
Birthdate: Nov. 24, 1949

#14
Drafted: 1972, 4th round (57th pick) by New York

HT: 6-1

WT: 185

	G	GS	MIN	FG	FGA	PCT	FT	FTA	PCT	OFF	DEF	TOT	A	PF	D	ST	TO	BS	PTS	AVG
1976-77	81	80	2639	302	702	.430	221	282	.784	86	187	273	356	200	2	108	—	5	825	10.2
1977-78	82	82	2518	286	659	.434	171	219	.781	62	189	251	464	207	0	91	153	6	743	9.1
1978-79	82	38	2538	368	869	.423	266	335	.794	72	172	244	371	199	0	72	197	7	1002	12.2
1979-80	82	8	2035	251	626	.401	226	286	.790	65	143	208	307	161	0	62	147	6	739	9.0
TOTALS	327	208	9730	1207	2856	.423	884	1122	.788	285	691	976	1498	767	2	333	497	24	3309	10.1

3-PT. FG: 1979-80, 11-52 (.212); TOTALS, 11-52 (.212)

PLAYOFFS

	G	GS	MIN	FG	FGA	PCT	FT	FTA	PCT	OFF	DEF	TOT	A	PF	D	ST	TO	BS	PTS	AVG
1976-77	19	—	691	83	197	.421	45	59	.763	28	43	71	75	59	0	24	—	2	211	11.1
1977-78	10	—	289	33	82	.402	20	22	.909	9	21	30	48	25	0	12	22	0	86	8.6
1978-79	9	—	231	26	67	.388	20	30	.667	8	11	19	42	26	0	4	0	0	72	8.0
1979-80	18	—	400	45	124	.363	40	50	.800	15	29	44	52	35	0	7	27	0	135	7.5
TOTALS	56	—	1611	187	470	.398	125	161	.776	60	104	164	217	145	0	47	49	2	504	9.0

3-PT. FG: 1979-80, 5-13 (.385)





BLOCK, JOHN

USC
Birthdate: Apr. 16, 1944

#34
Drafted: 1966, 3rd round (27th pick) by LA Lakers

	G	GS	MIN	FG	FGA	PCT	FT	FTA	PCT	OFF	DEF	TOT	A	PF	D	ST	TO	BS	PTS	AVG
1972-73	48	48	1558	311	706	.441	236	302	.781	—	—	442	94	173	4	—	—	—	858	17.9

ALL-STAR GAME

	G	GS	MIN	FG	FGA	PCT	FT	FTA	PCT	OFF	DEF	TOT	A	PF	D	ST	TO	BS	PTS	AVG
1973	1	0	5	2	4	.500	0	0	---	—	—	2	0	1	0	—	—	—	4	4.0

BLOUNT, CORIE

Cincinnati
Birthdate: Jan. 4, 1969

#40
Drafted: 1993, 1st round (25th pick) by Chicago

	G	GS	MIN	FG	FGA	PCT	FT	FTA	PCT	OFF	DEF	TOT	A	PF	D	ST	TO	BS	PTS	AVG
2001-02	72	21	1426	115	251	.458	29	45	.644	149	219	368	44	176	1	49	52	26	259	3.6

PLAYOFFS

	G	GS	MIN	FG	FGA	PCT	FT	FTA	PCT	OFF	DEF	TOT	A	PF	D	ST	TO	BS	PTS	AVG
2001-02	5	0	88	2	8	.250	3	4	.750	10	4	14	2	9	0	2	4	2	7	1.4

BOL, MANUTE

Bridgeport
Birthdate: Oct. 16, 1962

#11
Drafted: 1983, 5th round (97th overall) by San Diego

	G	GS	MIN	FG	FGA	PCT	FT	FTA	PCT	OFF	DEF	TOT	A	PF	D	ST	TO	BS	PTS	AVG
1990-91	82	6	1522	65	164	.396	24	41	.585	66	284	350	20	184	0	16	63	247	155	1.9
1991-92	71	2	1267	49	128	.383	12	26	.462	54	168	222	22	139	1	11	41	205	110	1.5
1992-93	58	23	855	52	127	.409	12	19	.632	44	149	193	18	87	0	14	50	119	126	2.2
1993-94	4	0	49	3	7	.429	0	---	---	2	4	6	0	8	0	2	0	9	6	1.5
TOTALS	215	31	3693	169	426	.397	48	86	.558	166	605	771	60	418	1	43	154	580	397	1.8

PLAYOFFS

	G	GS	MIN	FG	FGA	PCT	FT	FTA	PCT	OFF	DEF	TOT	A	PF	D	ST	TO	BS	PTS	AVG
1990-91	8	0	109	9	18	.500	6	9	.667	4	15	19	1	14	0	1	5	12	24	3.0

BOOTH, CALVIN

Penn State
Birthdate: May 7, 1976

#52
Drafted: 1999, 2nd round (35th overall) by Washington

	G	GS	MIN	FG	FGA	PCT	FT	FTA	PCT	OFF	DEF	TOT	A	PF	D	ST	TO	BS	PTS	AVG
2007-08	31	0	204	9	27	.333	6	10	.600	6	32	38	8	35	0	6	4	18	24	0.8

BOWEN, BRUCE

Cal State Fullerton
Birthdate: June 14, 1971

#12
Drafted: Undrafted

	G	GS	MIN	FG	FGA	PCT	FT	FTA	PCT	OFF	DEF	TOT	A	PF	D	ST	TO	BS	PTS	AVG
1999-00	42	0	311	26	73	.356	6	12	.500	14	22	36	16	37	0	9	5	5	59	1.4

BOWMAN, IRA

Pennsylvania
Birthdate: June 11, 1973

#11
Drafted: Undrafted

	G	GS	MIN	FG	FGA	PCT	FT	FTA	PCT	OFF	DEF	TOT	A	PF	D	ST	TO	BS	PTS	AVG
1999-00	11	0	20	2	2	1.000	1	2	.500	0	2	2	1	0	0	1	1	0	5	0.5
2001-02	3	0	29	5	7	.714	0	---	---	0	1	1	1	3	0	2	0	0	10	3.3
TOTALS	14	0	49	7	9	.778	1	2	.500	0	3	3	2	3	0	3	1	0	15	1.1

PLAYOFFS

	G	GS	MIN	FG	FGA	PCT	FT	FTA	PCT	OFF	DEF	TOT	A	PF	D	ST	TO	BS	PTS	AVG
1999-00	7	0	11	0	2	.000	0	1	---	0	0	0	2	0	0	0	—	0	0	0.0

BOYD, FRED

Oregon State
Birthdate: June 13, 1950

#11
Drafted: 1972, 1st round (5th pick) by 76ers

	G	GS	MIN	FG	FGA	PCT	FT	FTA	PCT	OFF	DEF	TOT	A	PF	D	ST	TO	BS	PTS	AVG
1972-73	82	49	2351	362	923	.392	136	200	.680	—	—	210	301	184	1	—	—	—	860	10.5
1973-74	75	26	1818	286	712	.402	141	195	.723	16	77	93	249	173	1	60	—	9	713	9.5
1974-75	66	13	1362	205	495	.414	55	115	.478	16	73	89	161	134	0	43	—	4	465	7.0
1975-76	6	0	33	2	6	.333	1	2	.500	0	2	2	2	5	0	—	1	0	5	0.8
TOTALS	229	89	5564	855	2136	.400	333	512	.650	32	152	394	713	496	2	—	104	13	2043	8.9

BRACKINS, CRAIG

Iowa State
Birthdate: Oct. 9, 1987

#33
Drafted: 2010, 1st round (21st overall) by Oklahoma City

	G	GS	MIN	FG	FGA	PCT	FT	FTA	PCT	OFF	DEF	TOT	A	PF	D	ST	TO	BS	PTS	AVG
2010-11	3	0	33	4	16	.250	0	0	---	2	2	4	1	3	0	1	0	0	8	2.7
2011-12	14	1	88	9	33	.273	1	2	.500	5	10	15	8	6	0	6	4	1	22	1.6
TOTALS	17	1	121	13	49	.265	1	2	.500	7	12	19	9	9	0	7	4	1	30	1.8

ALL-TIME ROSTER



CRAIG BRACKINS PLAYOFFS

	G	GS	MIN	FG	FGA	PCT	FT	FTA	PCT	OFF	DEF	TOT	A	PF	D	ST	TO	BS	PTS	AVG	
2010-11																					
2011-12																					

DNP - COACH'S DECISION
DNP - COACH'S DECISION

BRADLEY, MICHAEL

Villanova
Birthdate: April 18, 1979

#31
Drafted: 2001, 1st round (17th pick) by Toronto

HT: 6-10
WT: 245

	G	GS	MIN	FG	FGA	PCT	FT	FTA	PCT	OFF	DEF	TOT	A	PF	D	ST	TO	BS	PTS	AVG
2004-05	2	0	16	4	5	.800	1	2	.500	0	3	3	1	0	0	0	1	0	9	4.5
2005-06	46	1	367	32	79	.405	2	3	.667	40	67	107	17	39	0	5	19	7	67	1.5
TOTALS	48	1	383	36	84	.429	3	5	.600	40	70	110	18	39	0	5	20	7	76	1.6

3PT. FG: 2004-05, 0-1 (.000); 2005-06, 1-5 (.200); TOTALS, 1-6 (.167)

BRADLEY, SHAWN

Brigham Young
Birthdate: March 22, 1972

#76
Drafted: 1993, 1st round (2nd overall) by 76ers

HT: 7-6
WT: 248

	G	GS	MIN	FG	FGA	PCT	FT	FTA	PCT	OFF	DEF	TOT	A	PF	D	ST	TO	BS	PTS	AVG
1993-94	49	45	1385	201	491	.409	102	168	.607	98	208	306	98	170	3	45	148	147	504	10.3
1994-95	82	59	2365	315	693	.455	148	232	.638	243	416	659	53	338	18	54	142	274	778	9.5
1995-96	12	11	334	43	97	.443	19	25	.760	34	72	106	8	42	0	8	31	38	105	8.8
TOTALS	143	115	4084	559	1281	.436	269	425	.633	375	696	1071	159	550	21	107	321	459	1387	9.7

3-PT FG: 1993-94, 0-3 (.000); 1994-95, 0-3 (.000); TOTALS, 0-6 (.000)

BRADTKE, MARK

Redcliffe H.S., Australia
Birthdate: Sept. 27, 1968

#50
Drafted: Undrafted

HT: 6-10
WT: 265

	G	GS	MIN	FG	FGA	PCT	FT	FTA	PCT	OFF	DEF	TOT	A	PF	D	ST	TO	BS	PTS	AVG
1996-97	36	0	251	25	58	.431	9	13	.692	26	42	68	7	34	0	5	9	5	59	1.6

BRAND, ELTON

Duke
Birthdate: March 11, 1979

#42
Drafted: 1999, 1st round (1st overall) by Chicago

HT: 6-9
WT: 254

	G	GS	MIN	FG	FGA	PCT	FT	FTA	PCT	OFF	DEF	TOT	A	PF	D	ST	TO	BS	PTS	AVG
2008-09	29	23	920	163	365	.447	73	108	.676	77	177	254	37	78	1	17	68	45	399	13.8
2009-10	76	57	2297	412	858	.480	172	233	.738	179	282	461	109	232	1	82	131	80	996	13.1
2010-11	81	81	2809	502	981	.512	213	273	.780	237	439	676	120	244	3	92	101	106	1217	15.0
2011-12	60	60	1732	287	581	.494	85	116	.733	145	284	429	97	176	1	58	65	97	659	11.0
TOTALS	246	221	7759	1364	2785	.490	543	730	.744	638	1182	1820	363	730	6	249	365	328	3271	13.3

3-PT FG: 2009-10, 0-1 (.000); 2010-11, 0-1 (.000); 2011-12 0-1 (.000); TOTALS, 0-3 (.000)

PLAYOFFS

	G	GS	MIN	FG	FGA	PCT	FT	FTA	PCT	OFF	DEF	TOT	A	PF	D	ST	TO	BS	PTS	AVG
2008-09																				
2010-11	5	5	185	34	62	.548	10	13	.769	12	30	42	3	21	1	2	4	6	78	15.6
2011-12	13	13	356	46	99	.465	20	32	.625	22	41	63	7	36	1	11	7	20	112	8.6
TOTALS	18	18	541	80	161	.497	30	45	.667	34	71	105	10	57	2	13	11	26	190	10.6

INACTIVE - RIGHT SHOULDER INJURY

BRANSON, JESSE

Elon
Birthdate: Jan. 7, 1942

#22
Drafted: 1965, 2nd round (9th overall) by 76ers

HT: 6-7
WT: 200

	G	GS	MIN	FG	FGA	PCT	FT	FTA	PCT	OFF	DEF	TOT	A	PF	D	ST	TO	BS	PTS	AVG
1965-66	5	—	14	1	6	.167	3	4	.750	—	—	9	1	4	0	—	—	—	5	1.0

BRASCO, JAMES

New York U.
Birthdate: Feb. 3, 1931

Drafted: 1952, by Syracuse

HT: 6-1
WT: 170

	G	GS	MIN	FG	FGA	PCT	FT	FTA	PCT	OFF	DEF	TOT	A	PF	D	ST	TO	BS	PTS	AVG
1952-53	10		111	11	48	.229	11	14	.786	—	—	15	12	18	1	—	—	—	33	3.3

BREZEC, PRIMOZ

Slovenia
Birthdate: Oct. 2, 1979

#7
Drafted: 2000, 1st round (27th overall) by Indiana

HT: 7-1
WT: 255

	G	GS	MIN	FG	FGA	PCT	FT	FTA	PCT	OFF	DEF	TOT	A	PF	D	ST	TO	BS	PTS	AVG
2009-10	7	0	36	2	13	.154	1	2	.500	6	6	12	0	9	0	1	0	1	5	0.7

BRIDGES, BILL

Kansas
Birthdate: Apr. 4, 1939

#23
Drafted: 1961, 3rd round (32nd overall) by Chicago

HT: 6-4 1/2
WT: 230

	G	GS	MIN	FG	FGA	PCT	FT	FTA	PCT	OFF	DEF	TOT	A	PF	D	ST	TO	BS	PTS	AVG
1971-72	64	62	2210	328	645	.509	191	272	.702	—	—	861	158	219	5	—	—	—	847	13.2

BRISTOW, ALLAN

Virginia Tech
Birthdate: Aug. 23, 1951

#44
Drafted: 1973, 2nd round (32nd overall) by 76ers

HT: 6-7
WT: 220

	G	GS	MIN	FG	FGA	PCT	FT	FTA	PCT	OFF	DEF	TOT	A	PF	D	ST	TO	BS	PTS	AVG
1973-74	55	0	643	108	270	.400	42	57	.737	68	99	167	92	68	1	29	—	1	258	4.7
1974-75	72	3	1101	163	393	.415	121	153	.791	111	143	254	99	101	0	25	—	2	447	6.2
TOTALS	127	3	1744	271	663	.409	163	210	.776	179	242	421	191	169	1	54	—	3	705	5.6





BROOKS, SCOTT

Cal-Irvine
Birthdate: July 31, 1965

#1
Drafted: Undrafted

HT: 5-11

WT: 165

	G	GS	MIN	FG	FGA	PCT	FT	FTA	PCT	OFF	DEF	TOT	A	PF	D	ST	TO	BS	PTS	AVG
1988-89	82	6	1372	156	371	.420	61	69	.884	19	75	94	306	116	0	69	65	3	428	5.2
1989-90	72	1	975	119	276	.431	50	57	.877	15	49	64	207	105	0	47	38	0	319	4.4
TOTALS	154	7	2347	275	647	.425	111	126	.881	34	124	158	513	221	0	116	103	3	747	4.9

3-PT. FG: 1988-89, 55-123 (.359); 1989-90, 31-79 (.392); TOTALS, 86-232 (.371)

PLAYOFFS

	G	GS	MIN	FG	FGA	PCT	FT	FTA	PCT	OFF	DEF	TOT	A	PF	D	ST	TO	BS	PTS	AVG
1988-89	3	0	21	1	6	.167	2	2	1.000	0	4	4	5	4	0	0	1	0	5	1.7
1989-90	9	0	99	6	19	.316	6	9	.667	2	6	8	16	13	0	3	7	0	21	2.3
TOTALS	12	0	120	7	25	.280	8	11	.727	2	10	12	21	17	0	3	8	0	26	2.2

3-PT. FG: 1988-89, 1-2 (.500); 1989-90, 3-7 (.429); TOTALS, 4-9 (.444)

BROWN, DAMONE

Syracuse
Birthdate: June 28, 1979

#31
Drafted: 2001, 2nd round (37th overall) by 76ers

HT: 6-8

WT: 202

	G	GS	MIN	FG	FGA	PCT	FT	FTA	PCT	OFF	DEF	TOT	A	PF	D	ST	TO	BS	PTS	AVG
2001-02	17	0	67	8	21	.381	7	8	.875	2	2	4	2	11	0	1	9	1	23	1.4

3-PT FG: 2001-02, 0-1 (.000)

BROWN, KEDRICK

Okaloosa-Walton CC (Fla.)
Birthdate: March 18, 1981

#5
Drafted: 2001, 1st round (11th overall)

HT: 6-7

WT: 222

	G	GS	MIN	FG	FGA	PCT	FT	FTA	PCT	OFF	DEF	TOT	A	PF	D	ST	TO	BS	PTS	AVG
2004-05	8	0	55	2	6	.333	8	10	.800	1	10	11	4	4	0	3	5	1	12	1.5

3-PT FG: 2004-05, 0-3 (.000)

BROWN, KWAME

Clynn Academy HS (Ga.)
Birthdate: March, 10, 1982

#54
Drafted: 2001, 1st round (1st overall)

HT: 6-11

WT: 290

	G	GS	MIN	FG	FGA	PCT	FT	FTA	PCT	OFF	DEF	TOT	A	PF	D	ST	TO	BS	PTS	AVG
2012-13	22	11	269	17	37	.459	7	19	.368	23	51	74	9	37	0	6	8	10	41	1.9

BROWN, MIKE

George Washington
Birthdate: July 19, 1963

#40
Drafted: 1985, 3rd round (69th overall) by Chicago

HT: 6-10

WT: 260

	G	GS	MIN	FG	FGA	PCT	FT	FTA	PCT	OFF	DEF	TOT	A	PF	D	ST	TO	BS	PTS	AVG
1995-96	9	1	162	9	16	.563	8	17	.471	14	23	37	3	24	1	3	6	2	26	2.9

BRYANT, JOE

La Salle
Birthdate: Oct. 19, 1954

#23
Drafted: 1975, 1st round (14th overall) by Golden State

HT: 6-9 1/2

WT: 200

	G	GS	MIN	FG	FGA	PCT	FT	FTA	PCT	OFF	DEF	TOT	A	PF	D	ST	TO	BS	PTS	AVG
1975-76	75	3	1203	233	552	.422	92	147	.626	97	181	278	61	165	0	44	—	23	558	7.4
1976-77	61	0	612	107	240	.446	53	70	.757	45	72	117	48	84	1	36	—	13	267	4.4
1977-78	81	0	1236	190	436	.436	111	144	.771	103	177	280	129	185	1	56	115	24	491	6.1
1978-79	70	0	1064	205	478	.429	123	170	.724	96	163	259	103	171	1	49	114	9	533	7.6
TOTALS	287	3	4115	735	1706	.431	379	531	.714	341	593	934	341	605	3	185	229	69	1849	6.4

JOE BRYANT PLAYOFFS

	G	GS	MIN	FG	FGA	PCT	FT	FTA	PCT	OFF	DEF	TOT	A	PF	D	ST	TO	BS	PTS	AVG
1975-76	3	—	43	9	12	.750	5	7	.714	3	10	13	1	11	1	1	—	1	23	7.7
1976-77	10	—	74	12	31	.387	5	8	.625	2	13	15	7	13	0	6	—	2	29	2.9
1977-78	10	—	122	21	47	.447	8	11	.727	7	18	25	9	22	0	6	5	1	50	5.0
1978-79	7	—	35	10	26	.385	1	2	.500	0	1	1	4	8	0	1	2	0	21	3.0
TOTALS	30	—	274	52	116	.448	19	28	.679	12	42	54	21	54	1	14	7	4	123	4.1

BRYANT, MARK

Seton Hall
Birthdate: Apr. 25, 1965

#9
Drafted: 1988, 1st round (21st overall) by San Antonio

HT: 6-9

WT: 250

	G	GS	MIN	FG	FGA	PCT	FT	FTA	PCT	OFF	DEF	TOT	A	PF	D	ST	TO	BS	PTS	AVG
2002-03	11	0	77	5	17	.294	2	2	1.000	7	9	16	1	12	0	1	5	1	12	1.1

BUCKNER, GREG

Clemson
Birthdate: Sept. 16, 1976

#21
Drafted: 1998, 2nd round (53rd overall) by Dallas

HT: 6-4

WT: 210

	G	GS	MIN	FG	FGA	PCT	FT	FTA	PCT	OFF	DEF	TOT	A	PF	D	ST	TO	BS	PTS	AVG
2002-03	75	5	1514	185	398	.465	65	81	.802	72	144	216	96	203	0	72	62	16	450	6.0
2003-04	53	3	703	66	175	.377	20	27	.741	28	75	103	45	77	0	21	34	4	164	3.1
TOTALS	128	8	2217	251	573	.438	85	108	.787	100	219	319	141	280	0	93	96	20	614	4.8

3-PT. FG: 2002-03, 15-55 (.273); 2003-04, 12-44 (.273); TOTALS, 27-99 (.273)

PLAYOFFS

	G	GS	MIN	FG	FGA	PCT	FT	FTA	PCT	OFF	DEF	TOT	A	PF	D	ST	TO	BS	PTS	AVG
2002-03	10	0	112	10	31	.323	4	4	1.000	3	14	17	3	18	0	1	3	2	26	2.6

3-PT. FG: 2002-03, 2-9 (.222)

ALL-TIME ROSTER



BUFORD, RODNEY

Creighton
Birthdate: Nov. 2, 1977

#23
Drafted: 1999, 2nd round (53rd overall) by Miami

HT: 6-5

WT: 189

	G	GS	MIN	FG	FGA	PCT	FT	FTA	PCT	OFF	DEF	TOT	A	PF	D	ST	TO	BS	PTS	AVG
2000-01	47	0	573	104	241	.432	24	29	.828	16	58	74	17	68	0	17	29	6	248	5.3
3-PT. FG: 2000-01, 16-38 (.421)																				

PLAYOFFS

	G	GS	MIN	FG	FGA	PCT	FT	FTA	PCT	OFF	DEF	TOT	A	PF	D	ST	TO	BS	PTS	AVG
2000-01	15	0	72	8	24	.333	2	2	1.000	5	7	12	3	15	0	4	4	1	21	1.4
3-PT. FG: 2000-01, 3-6 (.500)																				

BURTON, WILLIE

Minnesota
Birthdate: May 26, 1968

#9
Drafted: 1990, 1st round (9th overall) by Miami

HT: 6-8

WT: 219

	G	GS	MIN	FG	FGA	PCT	FT	FTA	PCT	OFF	DEF	TOT	A	PF	D	ST	TO	BS	PTS	AVG
1994-95	53	31	1564	243	606	.401	220	267	.824	49	115	164	96	167	3	32	122	19	812	15.3
3-PT. FG: 1994-95, 106-275 (.385)																				

BYNUM, ANDREW

St. Joseph HS (NJ)
Birthdate: October 27, 1987

#33
Drafted: 2005, 1st round (10th overall) by L.A. Lakers

HT: 7-0

WT: 285

	G	GS	MIN	FG	FGA	PCT	FT	FTA	PCT	OFF	DEF	TOT	A	PF	D	ST	TO	BS	PTS	AVG
2012-13	INACTIVE - BILATERAL BONE BRUISES/BILATERAL ARHTORSOPIC KNEE SURGERY																			

CABLE, BARNEY

Bradley
Birthdate: July 29, 1935

Drafted: 1958, 2nd round (11th overall) by Detroit

HT: 6-7

WT: 200

	G	GS	MIN	FG	FGA	PCT	FT	FTA	PCT	OFF	DEF	TOT	A	PF	D	ST	TO	BS	PTS	AVG
1959-60*	57	—	715	109	290	.376	44	67	.657	—	—	225	39	93	1	—	—	—	262	4.6
1960-61	75	—	1642	266	574	.463	73	108	.676	—	—	469	85	246	1	—	—	—	605	8.1
TOTALS	132	—	2357	375	864	.434	117	175	.669	—	—	694	124	339	2	—	—	—	867	6.6

PLAYOFFS

	G	GS	MIN	FG	FGA	PCT	FT	FTA	PCT	OFF	DEF	TOT	A	PF	D	ST	TO	BS	PTS	AVG
1959-60	3	—	63	5	14	.357	4	8	.500	—	—	28	1	12	0	—	—	—	14	4.7
1960-61	8	—	185	26	65	.400	10	17	.588	—	—	61	7	29	1	—	—	—	62	7.8
TOTALS	11	—	248	31	79	.392	14	25	.560	—	—	89	8	41	1	—	—	—	76	6.9

CAGE, MICHAEL

San Diego State
Birthdate: Jan. 28, 1962

#4
Drafted: 1984, 1st round (14th pick) by LA Clippers

HT: 6-9

WT: 248

	G	GS	MIN	FG	FGA	PCT	FT	FTA	PCT	OFF	DEF	TOT	A	PF	D	ST	TO	BS	PTS	AVG
1996-97	82	24	1247	66	141	.468	19	41	.463	112	208	320	43	118	0	48	17	42	151	1.8

CALABRESE, GERRY

St. John's (N.Y.)
Birthdate: Feb. 4, 1925

Drafted: 1950, by Syracuse

HT: 6-1

WT: 175

	G	GS	MIN	FG	FGA	PCT	FT	FTA	PCT	OFF	DEF	TOT	A	PF	D	ST	TO	BS	PTS	AVG
1950-51	46	—	—	70	197	.355	61	88	.693	—	—	65	65	80	0	—	—	—	201	4.4
1951-52	58	—	937	109	317	.344	73	103	.709	—	—	84	83	107	0	—	—	—	291	5.0
TOTALS	104	—	937	179	514	.348	134	191	.702	—	—	149	148	187	0	—	—	—	492	4.7

PLAYOFFS

	G	GS	MIN	FG	FGA	PCT	FT	FTA	PCT	OFF	DEF	TOT	A	PF	D	ST	TO	BS	PTS	AVG
1951-52	6	—	53	10	24	.417	4	4	1.000	—	—	8	4	18	0	—	—	—	24	4.0

CALDWELL, ADRIAN

Lamar
Birthdate: July 4, 1966

#45
Drafted: Undrafted

HT: 6-9

WT: 265

	G	GS	MIN	FG	FGA	PCT	FT	FTA	PCT	OFF	DEF	TOT	A	PF	D	ST	TO	BS	PTS	AVG
1996-97	27	0	365	30	57	.526	12	33	.364	38	73	111	7	60	1	8	16	7	72	2.7

CANNON, LARRY

La Salle
Birthdate: Apr. 12, 1947

#14
Drafted: 1969, 1st round (5th overall) by Chicago

HT: 6-4 1/2

WT: 195

	G	GS	MIN	FG	FGA	PCT	FT	FTA	PCT	OFF	DEF	TOT	A	PF	D	ST	TO	BS	PTS	AVG
1973-74	19	0	335	49	127	.386	19	28	.679	16	20	36	52	48	0	7	—	4	117	6.2

CARNEY, RODNEY

Memphis
Birthdate: April 15, 1984

#25
Drafted: 2006 1st round (16th overall) by Chicago

HT: 6-7

WT: 205

	G	GS	MIN	FG	FGA	PCT	FT	FTA	PCT	OFF	DEF	TOT	A	PF	D	ST	TO	BS	PTS	AVG
2006-07	67	35	1169	182	392	.464	53	87	.609	39	89	128	26	118	0	38	43	23	442	6.6
2007-08	70	6	1039	158	392	.403	55	81	.679	50	99	149	32	96	0	39	34	23	409	5.8
2009-10	68	0	857	113	282	.401	52	63	.825	26	111	137	37	79	0	25	21	20	319	4.7
TOTALS	205	41	3065	453	1066	.425	160	231	.692	115	299	414	95	293	0	102	98	86	1170	5.7
3-PT FG: 2006-07, 25-72 (.347); 2007-08, 38-120 (.317); 2009-10, 41-135 (.304); TOTALS, 104-327 (.318)																				





CARTER, CLARENCE (BUTCH) Indiana
Birthdate: June 11, 1958

#12 HT: 6-5 WT: 180
Drafted: 1980, 2nd round (37th overall) by LA Lakers

	G	GS	MIN	FG	FGA	PCT	FT	FTA	PCT	OFF	DEF	TOT	A	PF	D	ST	TO	BS	PTS	AVG
1985-86	4	0	36	5	16	.313	5	6	.833	0	1	1	1	8	0	1	0	15	3.8	

CARTER, FRED Mt. St. Mary's
Birthdate: Feb. 14, 1945

#3 HT: 6-3 WT: 185
Drafted: 1969, 3rd round (43rd overall) by Baltimore

	G	GS	MIN	FG	FGA	PCT	FT	FTA	PCT	OFF	DEF	TOT	A	PF	D	ST	TO	BS	PTS	AVG
1971-72	77	49	2147	440	991	.444	179	284	.630	—	—	307	199	235	4	—	—	—	1059	13.8
1972-73	81	75	2993	679	1614	.421	259	368	.704	—	—	485	349	252	8	—	—	—	1617	20.0
1973-74	78	78	3044	706	1641	.430	254	358	.709	82	289	371	443	276	4	113	—	23	1666	21.4
1974-75	77	75	3046	715	1598	.447	256	347	.738	73	267	340	336	257	5	82	—	20	1686	21.9
1975-76	82	81	2992	665	1594	.417	219	312	.702	113	186	299	372	286	5	137	—	13	1549	18.9
1976-77	14	0	237	43	101	.426	10	19	.526	10	14	24	21	29	0	11	—	2	96	6.9
TOTALS	409	358	14459	3248	7539	.431	1177	1688	.697	278	756	1826	1720	1335	26	343	—	58	7673	18.8

PLAYOFFS

	G	GS	MIN	FG	FGA	PCT	FT	FTA	PCT	OFF	DEF	TOT	A	PF	D	ST	TO	BS	PTS	AVG
1975-76	3	0	125	29	67	.433	26	30	.867	4	6	10	15	12	0	4	—	1	84	28.0

CATCHINGS, HARVEY

Hardin Simmons
Birthdate: Sept. 2, 1951

#42 HT: 6-10 WT: 220
Drafted: 1974, 3rd round (42nd overall) by 76ers

	G	GS	MIN	FG	FGA	PCT	FT	FTA	PCT	OFF	DEF	TOT	A	PF	D	ST	TO	BS	PTS	AVG
1974-75	37	0	528	41	74	.554	16	25	.640	49	104	153	21	82	1	10	—	60	98	2.6
1975-76	75	68	1731	103	242	.426	58	96	.604	191	329	520	63	262	6	21	—	164	264	3.5
1976-77	53	25	864	62	123	.504	33	47	.702	64	170	234	30	130	1	23	—	78	157	3.0
1977-78	61	2	748	70	178	.393	34	55	.618	105	145	250	34	124	1	20	44	67	174	2.9
1978-79	25	4	289	28	68	.412	13	17	.765	30	68	98	18	42	1	8	37	35	65	2.8
TOTALS	251	99	4160	304	685	.444	154	240	.642	439	816	1255	166	640	10	82	81	404	762	3.0

PLAYOFFS

	G	GS	MIN	FG	FGA	PCT	FT	FTA	PCT	OFF	DEF	TOT	A	PF	D	ST	TO	BS	PTS	AVG
1975-76	3	—	87	8	13	.615	1	3	.333	12	16	28	6	11	0	0	—	9	17	5.7
1976-77	8	—	54	9	25	.360	4	5	.800	1	3	4	9	14	0	3	—	4	4	0.5
1977-78	7	—	26	3	8	.375	3	4	.750	3	6	9	0	4	0	1	3	0	9	1.3
TOTALS	18	—	167	20	46	.435	8	12	.667	16	25	41	15	29	0	4	3	13	30	1.7

CATLEDGE, TERRY

South Alabama
Birthdate: Aug. 22, 1963

#23 HT: 6-8 WT: 230
Drafted: 1985, 1st round (21st overall) by 76ers

	G	GS	MIN	FG	FGA	PCT	FT	FTA	PCT	OFF	DEF	TOT	A	PF	D	ST	TO	BS	PTS	AVG
1985-86	64	7	1092	202	431	.469	90	139	.647	107	165	272	21	127	0	31	69	8	494	7.7

3-PT. FG: 1985-86, 0-4 (1.00)

PLAYOFFS

	G	GS	MIN	FG	FGA	PCT	FT	FTA	PCT	OFF	DEF	TOT	A	PF	D	ST	TO	BS	PTS	AVG
1985-86	11	—	293	46	117	.393	22	38	.579	37	38	75	5	34	0	6	14	8	114	10.4

CERVI, AL

None
Birthdate: Feb. 12, 1917

Drafted: N/A

HT: 5-11 WT: 185

	G	GS	MIN	FG	FGA	PCT	FT	FTA	PCT	OFF	DEF	TOT	A	PF	D	ST	TO	BS	PTS	AVG
1949-50	56	—	—	143	431	.332	287	346	.829	—	—	—	264	223	—	—	—	—	573	10.2
1950-51	53	—	—	132	346	.382	194	237	.819	—	—	152	208	180	9	—	—	—	458	8.6
1951-52	53	—	—	850	99	.280	354	219	.248	.883	—	—	87	148	176	7	—	—	417	7.6
1952-53	38	—	—	301	31	.71	437	81	100	.810	—	—	22	28	90	2	—	—	143	3.8
TOTALS	202	—	1151	405	1128	.359	781	931	.839	—	—	261	648	669	18	—	—	—	1591	7.9

PLAYOFFS

	G	GS	MIN	FG	FGA	PCT	FT	FTA	PCT	OFF	DEF	TOT	A	PF	D	ST	TO	BS	PTS	AVG
1949-50	11	—	—	23	68	.338	38	46	.826	—	—	—	52	36	—	—	—	—	84	7.6
1950-51	7	—	—	17	56	.304	44	50	.880	—	—	33	38	31	1	—	—	—	78	11.1
1951-52	7	—	—	88	7	30	.233	22	23	.957	—	—	10	15	23	1	—	—	36	5.1
1952-53	2	—	—	28	3	5	.600	12	15	.800	—	—	0	1	12	1	—	—	18	9.0
TOTALS	27	—	116	50	159	.314	116	134	.866	—	—	43	106	102	3	—	—	—	216	8.0

CHAMBERLAIN, WILT

Kansas
Birthdate: Aug. 21, 1936

#13 HT: 7-1 WT: 275
Drafted: 1959, 1st round (1st overall) by Philadelphia

	G	GS	MIN	FG	FGA	PCT	FT	FTA	PCT	OFF	DEF	TOT	A	PF	D	ST	TO	BS	PTS	AVG
1964-65	35	—	1558	427	808	.528	200	380	.526	—	—	780	133	70	0	—	—	—	1054	30.1
1965-66	79	—	3737	1074	1990	.540	501	976	.513	—	—	1943	414	171	0	—	—	—	2649	33.5
1966-67	81	—	3682	785	1150	.683	386	875	.441	—	—	1957	630	143	0	—	—	—	1956	24.1
1967-68	82	—	3836	819	1377	.595	354	932	.380	—	—	1952	702	160	0	—	—	—	1992	24.3
TOTALS	277	—	12813	3105	5325	.583	1441	3163	.456	—	—	5632	1879	544	0	—	—	—	7651	27.6

PLAYOFFS

	G	GS	MIN	FG	FGA	PCT	FT	FTA	PCT	OFF	DEF	TOT	A	PF	D	ST	TO	BS	PTS	AVG
1964-65	11	—	536	123	232	.530	76	136	.559	—	—	299	48	29	0	—	—	—	322	29.3
1965-66	5	—	240	56	110	.509	28	68	.412	—	—	151	15	10	0	—	—	—	140	28.0
1966-67	15	—	718	132	228	.579	62	160	.388	—	—	437	135	37	0	—	—	—	326	21.7
1967-68	13	—	631	124	232	.534	60	158	.380	—	—	321	85	29	0	—	—	—	308	23.7
TOTALS	44	—	2125	435	802	.542	226	522	.433	—	—	1208	283	105	0	—	—	—	1096	24.9

ALL-TIME ROSTER



WILT CHAMBERLAIN ALL-STAR GAME

	G	GS	MIN	FG	FGA	PCT	FT	FTA	PCT	OFF	DEF	R	A	PF	D	ST	TO	BS	PTS	AVG
1966	1	1	25	8	11	.727	5	9	.556	—	—	9	3	2	0	—	—	—	21	—
1967	1	1	39	6	7	.857	2	5	.400	—	—	22	4	1	0	—	—	—	14	—
1968	1	1	25	3	4	.750	1	4	.250	—	—	7	6	2	0	—	—	—	7	—
TOTALS	3	3	89	17	22	.773	8	18	.444	—	—	38	13	5	0	—	—	—	42	14.0

CHAMBERS, TOM

Utah
Birthdate: June 21, 1959

#25
Drafted: 1981, 1st round (8th overall) by San Diego

HT: 6-10

WT: 230

	G	GS	MIN	FG	FGA	PCT	FT	FTA	PCT	OFF	DEF	TOT	A	PF	D	ST	TO	BS	PTS	AVG
1997-98	1	0	10	2	2	1.000	2	2	.100	0	2	2	0	2	0	2	1	0	6	6.0

CHAPPELL, LEN

Wake Forest
Birthdate: Jan. 31, 1941

#50
Drafted: 1962, 1st round (4th overall) by Syracuse

HT: 6-8

WT: 240

	G	GS	MIN	FG	FGA	PCT	FT	FTA	PCT	OFF	DEF	TOT	A	PF	D	ST	TO	BS	PTS	AVG
1962-63	80	—	1241	281	604	.465	148	238	.622	—	—	461	56	171	1	—	—	—	710	8.9
1963-64	1	0	16	0	2	.000	1	1	1.000	—	—	4	0	2	0	—	—	—	1	1.0
TOTALS	81	0	1257	281	606	.464	149	239	.623	—	—	465	56	173	1	—	—	—	711	8.8

LEN CHAPPELL PLAYOFFS

	G	GS	MIN	FG	FGA	PCT	FT	FTA	PCT	OFF	DEF	TOT	A	PF	D	ST	TO	BS	PTS	AVG
1962-63	4	—	53	4	21	.190	13	16	.813	—	—	18	3	7	0	—	—	—	21	5.3

CHEEKS, MAURICE

West Texas State
Birthdate: Sept. 8, 1956

#10
Drafted: 1978, 2nd round (36th overall) by 76ers

HT: 6-1

WT: 180

	G	GS	MIN	FG	FGA	PCT	FT	FTA	PCT	OFF	DEF	TOT	A	PF	D	ST	TO	BS	PTS	AVG
1978-79	82	82	2409	292	572	.510	101	140	.721	63	191	254	431	198	2	174	193	12	685	8.4
1979-80	79	79	2623	357	661	.540	180	231	.779	75	199	274	556	197	1	183	216	32	898	11.4
1980-81	81	81	2415	310	581	.534	140	178	.787	67	178	245	560	231	1	193	174	39	763	9.4
1981-82	79	79	2498	352	676	.521	171	220	.777	51	197	248	667	247	0	209	184	33	881	11.2
1982-83	79	79	2465	404	745	.542	181	240	.754	53	156	209	543	182	0	184	179	31	990	12.5
1983-84	75	75	2494	386	702	.550	170	232	.733	44	161	205	478	196	1	171	182	20	950	12.7
1984-85	78	78	2616	422	741	.570	175	199	.879	54	163	217	497	184	0	169	155	24	1025	13.1
1985-86	82	82	3270	490	913	.537	282	335	.842	55	180	235	753	160	0	207	238	27	1266	15.4
1986-87	68	68	2624	415	788	.527	227	292	.777	47	168	215	538	109	0	180	173	15	1061	15.6
1987-88	79	79	2871	428	865	.495	227	275	.825	59	194	253	635	116	0	167	160	22	1086	13.7
1988-89	71	70	2298	336	696	.483	151	195	.774	39	144	183	554	114	0	105	116	17	824	11.6
TOTALS	853	852	28583	4192	7940	.529	2005	2537	.790	607	1931	2538	6212	1934	5	1942	1931	272	10429	12.2

3-PT. FG: 1979-80, 4-9 (.444); 1980-81, 3-8 (.375); 1981-82, 6-22 (.273); 1982-83, 1-6 (.167); 1983-84, 8-20 (.400); 1984-85, 6-26 (.231); 1985-86, 4-17 (.235); 1986-87, 4-17 (.235); 1987-88, 3-22 (.136); 1988-89, 1-13 (.077); TOTALS, 40-160 (.250)

PLAYOFFS

	G	GS	MIN	FG	FGA	PCT	FT	FTA	PCT	OFF	DEF	TOT	A	PF	D	ST	TO	BS	PTS	AVG
1978-79	8	—	330	66	121	.545	37	56	.661	13	22	35	63	29	0	37	4	4	169	18.8
1979-80	18	—	675	89	174	.511	29	41	.707	22	52	74	111	43	0	45	45	4	208	11.6
1980-81	16	—	513	68	125	.544	32	42	.762	4	47	51	116	55	1	40	36	12	168	10.5
1981-82	21	—	765	125	265	.472	50	65	.769	15	47	62	172	58	0	48	49	6	301	14.3
1982-83	13	—	483	83	165	.503	45	64	.703	11	28	39	91	23	0	26	34	2	212	16.3
1983-84	5	—	171	35	67	.522	13	15	.867	2	10	12	19	18	0	13	10	0	83	16.6
1984-85	13	—	483	81	153	.529	36	42	.857	12	34	46	67	29	0	31	34	5	198	15.2
1985-86	12	—	519	94	182	.516	62	73	.849	13	43	56	85	18	0	13	32	3	250	20.8
1986-87	5	—	210	35	66	.530	18	21	.857	1	12	13	44	14	0	9	12	4	88	17.6
1988-89	3	—	128	21	41	.512	11	13	.846	3	8	11	39	4	0	7	3	1	53	17.7
TOTALS	114	—	4277	697	1359	.513	333	432	.771	96	303	399	807	291	1	269	259	41	1730	15.2

3-PT. FG: 1979-80, 1-5 (.200); 1980-81, 0-3 (.000); 1981-82, 1-9 (.111); 1982-83, 1-2 (.500); 1983-84, 0-1 (.000); 1984-85, 0-5 (.000); 1985-86, 0-7 (.000); 1986-87, 0-1 (.000); 1987-88, 0-1 (.000); TOTALS, 3-34 (.088)

ALL-STAR GAME

	G	GS	MIN	FG	FGA	PCT	FT	FTA	PCT	OFF	DEF	TOT	A	PF	D	ST	TO	BS	PTS	AVG
1983	1	1	18	3	8	.375	0	0	—	0	1	1	1	0	0	0	0	0	6	—
1986	1	0	14	3	6	.500	0	0	—	0	0	0	2	0	0	2	3	0	6	—
1987	1	0	8	1	2	.500	2	2	1.000	0	0	0	0	1	0	1	1	0	4	—
1988	1	0	4	0	0	.000	0	0	—	0	2	2	1	1	0	0	0	0	0	—
TOTALS	4	1	44	7	16	.438	2	2	1.000	0	3	3	4	2	0	3	4	0	16	4.0

CHOLLET, LEROY

Loyola (La.); Canisius
Birthdate: March 5, 1925

Drafted: N/A

HT: 6-2

WT: 190

	G	GS	MIN	FG	FGA	PCT	FT	FTA	PCT	OFF	DEF	TOT	A	PF	D	ST	TO	BS	PTS	AVG
1949-50	49	—	—	61	179	.341	35	56	.625	—	—	—	37	52	—	—	—	—	157	3.2
1950-51	14	—	—	6	51	.118	12	19	.632	—	—	—	15	12	29	0	—	—	24	1.7
TOTALS	63	—	—	67	230	.291	47	75	.627	—	—	—	15	49	81	0	—	—	181	2.9





LEROY COLLETT PLAYOFFS

	G	GS	MIN	FG	FGA	PCT	FT	FTA	PCT	OFF	DEF	TOT	A	PF	D	ST	TO	BS	PTS	AVG
1949-50	8	—	—	7	26	.269	5	13	.385	—	—	—	—	4	11	—	—	—	19	2.4
1950-51	8	—	—	4	23	.174	5	8	.625	—	—	—	16	9	16	1	—	—	13	1.9
TOTALS	15	—	—	11	49	.224	10	21	.476	—	—	—	16	13	27	1	—	—	32	2.1

CLARK, ARCHIE

Minnesota
Birthdate: July 15, 1941

#21
Drafted: 1966, 4th round (37th overall) by LA Lakers

HT: 6-2
WT: 175

	G	GS	MIN	FG	FGA	PCT	FT	FTA	PCT	OFF	DEF	TOT	A	PF	D	ST	TO	BS	PTS	AVG
1968-69	82	0	2144	444	928	.478	219	314	.697	—	—	265	296	188	1	—	—	—	1107	13.5
1969-70	76	0	2772	594	1198	.496	311	396	.785	—	—	301	380	201	2	—	—	—	1499	19.7
1970-71	82	82	3245	662	1334	.496	422	536	.787	—	—	391	440	217	2	—	—	—	1746	21.3
1971-72	1	1	42	11	16	.688	7	11	.636	—	—	3	7	3	0	—	—	—	29	29.0
TOTALS	241	83	8203	1711	3476	.492	959	1257	.763	—	—	960	1123	609	5	—	—	—	4381	18.2

PLAYOFFS

	G	GS	MIN	FG	FGA	PCT	FT	FTA	PCT	OFF	DEF	R	A	PF	D	ST	TO	BS	PTS	AVG
1968-69	5	—	185	40	77	.519	17	19	.895	—	—	19	22	17	0	—	—	—	97	19.4
1969-70	5	—	146	26	60	.433	16	22	.727	—	—	14	18	10	0	—	—	—	68	13.6
1970-71	7	—	295	66	139	.475	33	45	.733	—	—	29	34	21	0	—	—	—	165	23.6
TOTALS	17	—	626	132	276	.478	66	86	.767	—	—	62	74	48	0	—	—	—	330	19.4

CLAXTON, SPEEDY

Hofstra
Birthdate: May 8, 1978

#12
Drafted: 2000, 1st round (20th overall) by 76ers

HT: 5-11
WT: 166

	G	GS	MIN	FG	FGA	PCT	FT	FTA	PCT	OFF	DEF	TOT	A	PF	D	ST	TO	BS	PTS	AVG
2001-02	67	18	1528	181	452	.400	114	136	.838	46	114	160	198	145	1	95	95	6	480	7.2
3-PT. FG: 2001-02, 4-33 (.121)																				

PLAYOFFS

	G	GS	MIN	FG	FGA	PCT	FT	FTA	PCT	OFF	DEF	TOT	A	PF	D	ST	TO	BS	PTS	AVG
2001-02	5	0	49	4	12	.333	4	6	.667	1	0	1	14	8	0	5	3	0	12	2.4

COLEMAN, BEN

Maryland
Birthdate: Nov. 14, 1961

#54
Drafted: 1984, 2nd round (37th overall) by Chicago

HT: 6-9
WT: 235

	G	GS	MIN	FG	FGA	PCT	FT	FTA	PCT	OFF	DEF	TOT	A	PF	D	ST	TO	BS	PTS	AVG
1987-88	43	14	841	110	213	.516	76	101	.752	58	119	177	23	120	1	15	55	25	296	6.9
1988-89	58	11	703	117	241	.485	137	77	.792	49	128	177	17	120	0	10	48	18	295	5.1
TOTALS	101	25	1544	227	454	.500	113	178	.770	107	247	354	40	240	1	25	103	43	591	5.9
3-PT. FG: 1987-88, 0-1 (.000)																				

PLAYOFFS

	G	GS	MIN	FG	FGA	PCT	FT	FTA	PCT	OFF	DEF	TOT	A	PF	D	ST	TO	BS	PTS	AVG
1988-89	3	0	23	6	8	.750	2	2	1.000	2	3	5	0	8	0	1	1	0	14	4.7

COLEMAN, DERRICK

Syracuse
Birthdate: June 21, 1967

#44
Drafted: 1990, 1st round (1st overall) by New Jersey

HT: 6-10
WT: 270

	G	GS	MIN	FG	FGA	PCT	FT	FTA	PCT	OFF	DEF	TOT	A	PF	D	ST	TO	BS	PTS	AVG
1995-96	11	11	294	48	118	.407	20	32	.625	13	59	72	31	30	0	4	28	10	123	11.2
1996-97	57	54	2102	364	836	.435	272	365	.745	157	416	573	193	164	1	50	184	75	1032	18.1
1997-98	59	58	2135	356	867	.411	302	391	.772	149	438	587	145	144	1	46	157	68	1040	17.6
2001-02	58	58	2080	331	735	.450	185	227	.815	167	342	509	98	158	0	42	119	51	875	15.1
2002-03	64	35	1742	223	498	.448	134	171	.784	151	299	450	87	171	2	53	96	69	602	9.4
2003-04	34	30	843	107	259	.413	49	65	.754	45	147	192	46	79	0	23	57	26	271	8.0
TOTALS	283	246	9196	1429	3313	.431	962	1251	.769	682	1701	2383	600	746	4	218	641	299	3943	13.9
3-PT. FG: 1995-96, 7-21 (.333); 1996-97, 32-119 (.269); 1997-98, 26-98 (.265); 2001-02, 28-83 (.337); 2002-03, 22-67 (.328); 2003-04, 8-36 (.222); TOTALS, 123-424 (.290).																				

PLAYOFFS

	G	GS	MIN	FG	FGA	PCT	FT	FTA	PCT	OFF	DEF	TOT	A	PF	D	ST	TO	BS	PTS	AVG
2001-02	5	5	191	22	42	.524	16	20	.800	15	31	46	10	10	0	1	5	7	64	12.8
2002-03	12	12	449	59	118	.500	41	47	.872	29	67	96	24	36	0	7	17	16	163	13.6
TOTALS	17	17	640	81	160	.506	57	67	.851	44	98	142	34	46	0	8	22	23	227	13.4
3-PT. FG: 2001-02, 4-13 (.308); 2002-03, 4-10 (.400); TOTALS, 8-23 (.348)																				

COLLINS, DOUG

Illinois State
Birthdate: July 28, 1951

#20
Drafted: 1973, 1st round (1st overall) by 76ers

HT: 6-6
WT: 180

	G	GS	MIN	FG	FGA	PCT	FT	FTA	PCT	OFF	DEF	TOT	A	PF	D	ST	TO	BS	PTS	AVG
1973-74	25	0	436	72	194	.371	55	72	.764	7	39	46	40	65	1	13	—	2	199	8.0
1974-75	81	76	2820	561	1150	.488	331	392	.844	104	211	315	213	291	6	108	—	17	1453	17.9
1975-76	77	77	2995	614	1196	.513	372	445	.836	126	181	307	191	249	2	110	—	24	1600	20.8
1976-77	58	47	2037	426	893	.478	210	250	.840	64	131	195	271	174	2	70	—	15	1062	18.3
1977-78	79	77	2770	643	1223	.526	267	329	.812	87	143	230	320	228	2	128	250	25	1553	19.7
1978-79	47	44	1595	358	717	.499	201	247	.814	36	87	123	191	139	1	52	131	20	917	19.5
1979-80	36	17	963	191	410	.466	113	124	.911	29	65	94	100	76	0	30	82	7	495	13.8
1980-81	12	12	329	62	126	.492	24	29	.828	6	23	29	42	23	0	7	22	4	148	12.3
TOTALS	415	350	13945	2927	5839	.501	1573	1888	.833	459	880	1339	1368	1245	14	518	485	114	7427	17.9

ALL-TIME ROSTER



DOUG COLLINS PLAYOFFS

	G	GS	MIN	FG	FGA	PCT	FT	FTA	PCT	OFF	DEF	TOT	A	PF	D	ST	TO	BS	PTS	AVG
1975-76	3	—	117	23	53	.434	12	14	.857	13	8	21	10	9	0	3	—	1	58	19.3
1976-77	19	—	759	177	318	.557	71	96	.740	30	49	79	74	57	0	28	—	3	425	22.4
1977-78	10	—	342	82	165	.497	40	49	.816	8	23	31	27	29	0	3	23	0	204	20.4
TOTALS	32	—	1218	282	536	.526	123	159	.774	51	80	131	111	95	0	34	23	4	687	21.5

ALL-STAR GAME

	G	GS	MIN	FG	FGA	PCT	FT	FTA	PCT	OFF	DEF	TOT	A	PF	D	ST	TO	BS	PTS	AVG
1976	1	0	20	5	10	.500	2	2	1.000	2	4	6	3	3	0	3	—	0	12	—
1977	1	1	21	3	6	.500	2	2	1.000	1	1	2	6	2	0	1	—	0	8	—
1978	1	0	27	3	8	.375	8	11	.727	4	1	5	8	3	0	2	—	0	14	—
1979	SELECTED BUT DID NOT PLAY DUE TO INJURY																			
TOTALS	3	1	68	11	24	.458	12	15	.800	7	6	13	17	8	0	6	—	0	34	11.3

COLTER, STEVE

New Mexico State
Birthdate: July 24, 1962

#14
Drafted: 1984, 2nd round (33rd overall) by Portland

HT: 6-3

WT: 175

	G	GS	MIN	FG	FGA	PCT	FT	FTA	PCT	OFF	DEF	TOT	A	PF	D	ST	TO	BS	PTS	AVG
1986-87	43	13	849	120	255	.471	49	68	.721	14	52	66	116	61	0	37	38	6	293	6.8
1987-88	12	0	152	15	40	.375	7	9	.778	7	11	18	26	20	0	6	11	0	37	3.1
TOTALS	55	13	1001	135	295	.458	56	77	.727	21	63	84	142	81	0	43	49	6	330	6.0

PLAYOFFS

	G	GS	MIN	FG	FGA	PCT	FT	FTA	PCT	OFF	DEF	TOT	A	PF	D	ST	TO	BS	PTS	AVG
1986-87	—	2	8	1	2	.500	0	0	—	0	0	0	2	1	0	0	0	0	2	1.0

CONLIN, ED

Fordham
Birthdate: Sept. 2, 1933

#7
Drafted: 1955, by Syracuse

HT: 6-6

WT: 200

	G	GS	MIN	FG	FGA	PCT	FT	FTA	PCT	OFF	DEF	TOT	A	PF	D	ST	TO	BS	PTS	AVG
1955-56	66	—	1423	211	574	.368	121	178	.680	—	—	326	145	121	1	—	—	—	543	8.2
1956-57	43	—	2250	335	896	.374	283	368	.769	—	—	430	205	170	0	—	—	—	953	13.4
1957-58	60	—	1871	343	877	.391	215	270	.796	—	—	436	133	168	2	—	—	—	901	15.0
1958-59*	72	—	1955	329	891	.369	197	274	.719	—	—	394	132	188	6	—	—	—	855	11.9
TOTALS	269	—	7499	1218	3238	.376	816	1090	.749	—	—	1586	615	647	9	—	—	—	3252	12.1

PLAYOFFS

	G	GS	MIN	FG	FGA	PCT	FT	FTA	PCT	OFF	DEF	TOT	A	PF	D	ST	TO	BS	PTS	AVG
1955-56	8	—	197	31	85	.365	22	38	.579	—	—	47	9	14	0	—	—	—	84	10.5
1956-57	5	—	164	28	71	.394	21	27	.778	—	—	17	15	11	0	—	—	—	77	15.4
1957-58	3	—	113	14	45	.311	5	7	.714	—	—	21	4	10	0	—	—	—	33	11.0
TOTALS	16	—	474	73	201	.363	48	72	.667	—	—	85	28	35	0	—	—	—	194	12.1

COPELAND, LANARD

Georgia State
Birthdate: July 16, 1965

#7
Drafted: Undrafted

HT: 6-6

WT: 120

	G	GS	MIN	FG	FGA	PCT	FT	FTA	PCT	OFF	DEF	TOT	A	PF	D	ST	TO	BS	PTS	AVG
1989-90	23	0	110	31	68	.456	11	14	.786	4	6	10	9	12	0	1	19	1	74	3.2
3-PT. FG: 1990-91, 1-5 (.200)																				

PLAYOFFS

	G	GS	MIN	FG	FGA	PCT	FT	FTA	PCT	OFF	DEF	TOT	A	PF	D	ST	TO	BS	PTS	AVG
1990-91	—	4	9	2	6	.333	0	0	—	0	1	1	0	1	0	0	1	0	4	1.0

CORLEY, RAY

Notre Dame; Georgetown
Birthdate: Jan. 1, 1928

Drafted: N/A

HT: 6-0

WT: 180

	G	GS	MIN	FG	FGA	PCT	FT	FTA	PCT	OFF	DEF	TOT	A	PF	D	ST	TO	BS	PTS	AVG
1949-50	60	—	—	117	370	.316	75	122	.615	—	—	—	109	81	—	—	—	—	309	5.2

PLAYOFFS

	G	GS	MIN	FG	FGA	PCT	FT	FTA	PCT	OFF	DEF	TOT	A	PF	D	ST	TO	BS	PTS	AVG
1949-50	6	—	—	6	36	.167	5	11	.455	—	—	—	10	5	—	—	—	—	17	2.8





COSTELLO, LARRY

Niagara
Birthdate: July 2, 1931

#21
Drafted: 1954, by Philadelphia (Warriors)

HT: 6-1

WT: 190

	G	GS	MIN	FG	FGA	PCT	FT	FTA	PCT	OFF	DEF	TOT	A	PF	D	ST	TO	BS	PTS	AVG	
1957-58	72	—	2746	378	888	.426	320	378	.847	—	—	378	317	246	3	—	—	—	—	1076	14.9
1958-59	70	—	2750	414	948	.437	280	349	.802	—	—	365	379	263	7	—	—	—	—	1108	15.8
1959-60	71	—	2469	372	822	.453	249	289	.862	—	—	388	449	234	4	—	—	—	—	993	14.0
1960-61	75	—	2167	407	844	.482	270	338	.799	—	—	292	413	286	9	—	—	—	—	1084	14.5
1961-62	63	—	1854	310	726	.427	247	295	.837	—	—	245	359	220	5	—	—	—	—	867	13.8
1962-63	73	—	2066	285	660	.432	288	327	.881	—	—	237	334	263	4	—	—	—	—	858	11.0
1963-64	45	—	1137	191	408	.476	147	170	.865	—	—	105	167	150	3	—	—	—	—	529	11.8
1964-65	64	—	1967	309	695	.445	243	277	.877	—	—	169	275	242	10	—	—	—	—	861	13.5
1965-66	49	—	976	130	293	.444	120	133	.902	—	—	103	140	141	2	—	—	—	—	380	7.8
1966-67	28	—	492	67	148	.453	67	81	.827	—	—	51	68	62	0	—	—	—	—	201	7.2
TOTALS	615	—	18624	2863	6432	.445	2231	2637	.846	—	—	2333	2901	2107	47	—	—	—	—	7957	12.9

PLAYOFFS

	G	GS	MIN	FG	FGA	PCT	FT	FTA	PCT	OFF	DEF	TOT	A	PF	D	ST	TO	BS	PTS	AVG	
1957-58	3	—	134	10	34	.294	14	14	1.000	—	—	25	12	6	0	—	—	—	—	34	11.3
1958-59	9	—	361	54	121	.446	51	61	.836	—	—	53	54	40	2	—	—	—	—	159	17.7
1959-60	3	—	122	20	47	.426	10	12	.833	—	—	14	20	15	1	—	—	—	—	50	16.7
1960-61	8	—	269	42	103	.408	47	55	.855	—	—	35	52	39	3	—	—	—	—	131	16.4
1961-62	5	—	167	22	51	.431	29	33	.879	—	—	16	28	21	0	—	—	—	—	73	14.6
1962-63	5	—	134	16	37	.432	19	23	.826	—	—	4	23	27	2	—	—	—	—	51	10.2
1963-64	5	—	36	3	14	.214	10	10	1.000	—	—	3	4	14	1	—	—	—	—	16	3.2
1964-65	10	—	207	22	53	.415	11	16	.688	—	—	12	20	43	2	—	—	—	—	55	5.5
1966-67	2	—	25	6	8	.750	5	5	1.000	—	—	4	3	2	0	—	—	—	—	17	8.5
TOTALS	50	—	1455	195	468	.417	196	229	.856	—	—	166	216	207	11	—	—	—	—	586	11.7

ALL-STAR GAME

	G	GS	MIN	FG	FGA	PCT	FT	FTA	PCT	OFF	DEF	TOT	A	PF	D	ST	TO	BS	PTS	AVG	
1958	1	0	17	0	6	.000	1	1	1.000	—	—	1	4	—	—	—	—	—	—	1	
1959	1	0	18	3	8	.375	1	1	1.000	—	—	3	3	—	—	—	—	—	—	7	
1960	1	0	20	5	9	.556	0	0	---	—	—	4	2	—	—	—	—	—	—	10	
1961	1	0	5	1	2	.500	0	0	---	—	—	0	0	—	—	—	—	—	—	2	
1962										SELECTED BUT DID NOT PLAY DUE TO INJURY											
1965	1	0	11	2	7	.286	0	0	---	—	—	—	—	—	—	—	—	—	—	4	
TOTALS	5	0	71	11	32	.344	2	2	1.000	—	—	8	9	—	—	—	—	—	—	24	4.8

COUNTS, MEL

Oregon State
Birthdate: Oct. 16, 1941

#31
Drafted: 1964, 1st round (9th overall) by Boston

HT: 7-0

WT: 230

	G	GS	MIN	FG	FGA	PCT	FT	FTA	PCT	OFF	DEF	TOT	A	PF	D	ST	TO	BS	PTS	AVG	
1972-73	7	0	47	5	16	.313	0	0	---	—	—	16	3	8	0	—	—	—	—	10	1.4

COURTIN, STEVE

St. Joseph's
Birthdate: Sept. 21, 1942

#23
Drafted: 1964, 3rd round (24th overall) by Cincinnati

HT: 6-1

WT: 190

	G	GS	MIN	FG	FGA	PCT	FT	FTA	PCT	OFF	DEF	TOT	A	PF	D	ST	TO	BS	PTS	AVG	
1964-65	24	—	317	42	103	.408	17	21	.810	—	—	22	22	44	0	—	—	—	—	101	4.2

COURTNEY, JOE

Southern Mississippi
Birthdate: Oct. 17, 1969

#21
Drafted: Undrafted

HT: 6-9

WT: 235

	G	GS	MIN	FG	FGA	PCT	FT	FTA	PCT	OFF	DEF	TOT	A	PF	D	ST	TO	BS	PTS	AVG	
1996-97	4	0	52	6	14	.429	0	0	---	—	—	4	9	0	8	1	0	1	0	12	3.0

CRAWFORD, FRED

St. Bonaventure
Birthdate: Dec. 23, 1941

#11
Drafted: 1964, 4th round (26th overall) by New York

HT: 6-4

WT: 195

	G	GS	MIN	FG	FGA	PCT	FT	FTA	PCT	OFF	DEF	TOT	A	PF	D	ST	TO	BS	PTS	AVG	
1970-71	36	1	449	74	175	.423	32	72	.444	—	—	69	54	59	0	—	—	—	—	180	5.0

CUMMINGS, TERRY

DePaul
Birthdate: Mar. 16, 1961

#34
Drafted: 1982, 1st round (2nd overall) by San Diego

HT: 6-9

WT: 250

	G	GS	MIN	FG	FGA	PCT	FT	FTA	PCT	OFF	DEF	TOT	A	PF	D	ST	TO	BS	PTS	AVG
1997-98	44	2	656	97	212	.458	39	58	.672	55	93	148	21	102	1	22	17	5	233	5.3

CUMMINGS, VONTEGO

Pittsburgh
Birthdate: Feb. 29, 1976

#5
Drafted: 1999, 1st round (26th overall) by Indiana

HT: 6-3

WT: 190

	G	GS	MIN	FG	FGA	PCT	FT	FTA	PCT	OFF	DEF	TOT	A	PF	D	ST	TO	BS	PTS	AVG
2001-02	58	1	501	78	187	.417	24	32	.750	14	38	52	60	53	0	18	36	5	192	3.3
3-PT. FG: 2001-02, 12-46 (.261)																				

PLAYOFFS

	G	GS	MIN	FG	FGA	PCT	FT	FTA	PCT	OFF	DEF	TOT	A	PF	D	ST	TO	BS	PTS	AVG	
2001-02	1	0	1	0	0	.000	0	0	---	0	0	0	0	0	0	0	0	0	0	0	0.0

ALL-TIME ROSTER



CUNNINGHAM, BILLY

North Carolina
Birthdate: June 3, 1943

#32
Drafted: 1965, 1st round (4th overall) by 76ers

	G	GS	MIN	FG	FGA	PCT	FT	FTA	PCT	OFF	DEF	TOT	A	PF	D	ST	TO	BS	PTS	AVG
1965-66	80	—	2134	431	1011	.426	281	443	.634	—	—	599	207	301	12	—	—	—	1143	14.3
1966-67	81	—	2168	556	1211	.459	383	558	.686	—	—	589	205	260	2	—	—	—	1495	18.5
1967-68	74	—	2076	516	1178	.438	368	509	.723	—	—	562	187	260	3	—	—	—	1400	18.9
1968-69	82	—	3345	739	1736	.426	556	754	.737	—	—	1050	287	329	10	—	—	—	2034	24.8
1969-70	81	—	3194	802	1710	.469	510	700	.729	—	—	1101	352	329	15	—	—	—	2114	26.1
1970-71	81	80	3090	702	1519	.462	455	620	.734	—	—	946	395	328	5	—	—	—	1859	23.0
1971-72	75	75	2900	658	1428	.461	428	601	.712	—	—	918	443	295	12	—	—	—	1744	23.3
1974-75	80	73	2859	609	1423	.428	345	444	.777	130	596	726	442	270	4	91	—	35	1563	19.5
1975-76	20	20	640	103	251	.410	68	88	.773	29	118	147	107	57	1	24	—	10	274	13.7
TOTALS	654	248	22406	5116	11467	.446	3394	4717	.720	159	714	6638	2625	2431	64	115	—	45	13626	20.8

PLAYOFFS

	G	GS	MIN	FG	FGA	PCT	FT	FTA	PCT	OFF	DEF	TOT	A	PF	D	ST	TO	BS	PTS	AVG
1965-66	4	—	69	5	31	.161	11	13	.846	—	—	18	10	11	0	—	—	—	21	5.3
1966-67	15	—	339	83	221	.376	59	90	.656	—	—	93	33	53	1	—	—	—	225	15.0
1967-68	3	—	86	24	43	.558	14	17	.824	—	—	22	10	16	1	—	—	—	62	20.7
1968-69	5	—	217	49	117	.419	24	38	.632	—	—	63	12	24	1	—	—	—	122	24.4
1969-70	5	—	205	61	123	.496	24	36	.667	—	—	52	20	19	0	—	—	—	146	29.2
1970-71	7	—	301	67	142	.472	47	67	.701	—	—	108	40	28	0	—	—	—	181	25.9
TOTALS	39	—	1217	289	677	.427	179	261	.686	—	—	356	125	151	3	—	—	—	757	19.4

ALL-STAR GAME

	G	GS	MIN	FG	FGA	PCT	FT	FTA	PCT	OFF	DEF	TOT	A	PF	D	ST	TO	BS	PTS	AVG
1969	1	0	22	5	10	.500	0	0	---	—	—	5	1	3	0	—	—	—	10	—
1970	1	1	28	7	13	.538	5	5	1.000	—	—	4	2	3	0	—	—	—	19	—
1971	1	1	19	2	8	.250	1	2	.500	—	—	4	3	1	0	—	—	—	5	—
1972	1	1	24	4	13	.308	6	8	.750	—	—	10	3	4	0	—	—	—	14	—

CUNNINGHAM, WILLIAM

Temple
Birthdate: Mar. 25, 1974

#50
Drafted: Undrafted

	G	GS	MIN	FG	FGA	PCT	FT	FTA	PCT	OFF	DEF	TOT	A	PF	D	ST	TO	BS	PTS	AVG
1997-98	1	0	1	0	0	---	0	0	---	0	2	2	0	0	0	0	0	0	0	0.0

CURETON, EARL

Detroit
Birthdate: Sept. 3, 1957

#25
Drafted: 1979, 3rd round (58th overall) by 76ers

	G	GS	MIN	FG	FGA	PCT	FT	FTA	PCT	OFF	DEF	TOT	A	PF	D	ST	TO	BS	PTS	AVG
1980-81	52	6	528	93	205	.454	33	64	.516	51	104	155	25	68	0	20	29	23	219	4.2
1981-82	66	8	956	149	306	.487	51	94	.543	90	180	270	32	142	0	31	44	27	349	5.3
1982-83	73	3	987	108	258	.419	33	67	.493	84	185	269	43	144	1	37	76	24	249	3.4
TOTALS	191	17	2471	350	769	.455	117	225	.520	225	469	694	100	354	1	88	149	74	817	4.3

3-PT. FG: 1980-81, 0-1 (.000); 1981-82, 0-2 (.000); TOTALS, 0-3 (.000)

PLAYOFFS

	G	GS	MIN	FG	FGA	PCT	FT	FTA	PCT	OFF	DEF	TOT	A	PF	D	ST	TO	BS	PTS	AVG
1980-81	9	—	36	6	18	.333	0	2	.000	1	8	9	2	3	0	1	—	2	12	1.3
1981-82	12	—	75	13	41	.317	6	9	.667	12	14	26	2	12	0	1	—	1	32	2.7
1982-83	5	—	25	1	4	.250	0	0	---	0	5	5	1	5	0	2	—	0	2	0.4
TOTALS	26	—	136	20	63	.317	6	11	.545	13	27	40	5	20	0	4	—	3	46	1.8

3-PT. FG: 1981-82, 0-1 (.000)

CURRY, MICHAEL

Georgia Southern
Birthdate: Aug. 12, 1968

#20
Drafted: Undrafted

	G	GS	MIN	FG	FGA	PCT	FT	FTA	PCT	OFF	DEF	TOT	A	PF	D	ST	TO	BS	PTS	AVG
1993-94	10	0	43	3	14	.214	3	4	.750	0	1	1	1	6	0	1	3	0	9	0.9

3-PT. FG: 1993-94, 0-2 (.000)

DALEMBERT, SAMUEL

Seton Hall
Birthdate: May 10, 1981

#1
Drafted: 2001, 1st Round (26th overall) by 76ers

	G	GS	MIN	FG	FGA	PCT	FT	FTA	PCT	OFF	DEF	TOT	A	PF	D	ST	TO	BS	PTS	AVG	
2001-02	34	0	177	22	50	.440	7	18	.389	25	43	68	5	30	0	6	14	13	51	1.5	
2002-03																					
2003-04	82	53	2197	270	499	.541	112	174	.644	194	432	626	21	273	4	44	86	189	652	8.0	
2004-05	72	60	1785	250	477	.524	89	148	.601	187	355	542	35	241	4	46	114	121	589	8.2	
2005-06	66	52	1761	196	369	.531	93	132	.705	159	382	541	25	244	9	34	107	160	485	7.3	
2006-07	82	82	2535	356	658	.541	167	224	.746	239	494	733	64	287	9	47	161	159	879	10.7	
2007-08	82	82	2724	339	661	.513	186	263	.707	304	545	849	45	269	3	40	155	192	864	10.5	
2008-09	82	82	2036	216	434	.498	91	124	.734	214	487	701	18	248	2	33	117	146	523	6.4	
2009-10	82	80	2124	285	523	.545	97	133	.729	239	545	784	64	252	5	42	123	151	667	8.1	
TOTALS	582	491	15342	1934	3671	.527	842	1216	.692	1561	3283	4844	277	1844	36	292	877	1131	4710	8.1	

3-PT FG: 2003-04, 0-1 (.000); 2004-05, 0-0 (---); 2005-06, 0-1 (.000); 2006-07, 0-2 (.000); 2007-08, 0-1 (.000); 2008-09, 0-2 (.000); TOTALS, 0-7 (.000)





SAMUEL DALEMBERT PLAYOFFS

	G	GS	MIN	FG	FGA	PCT	FT	FTA	PCT	OFF	DEF	TOT	A	PF	D	ST	TO	BS	PTS	AVG
2004-05	5	5	192	26	47	.553	6	15	.400	18	46	64	2	19	0	2	9	7	58	11.6
2007-08	6	6	193	19	45	.422	16	19	.842	20	37	57	3	17	0	2	10	10	54	9.0
2008-09	6	6	133	16	26	.615	3	4	.750	10	37	47	3	24	0	2	6	9	35	5.8
TOTALS	17	17	518	61	118	.517	25	38	.658	48	120	168	8	60	0	6	25	26	147	8.6

DANIELS, ANTONIO

BOWLING GREEN

Birthdate: Mar. 19, 1975

#22

Drafted: 1997, 1st round (4th overall) by Vancouver

HT: 6-4

WT: 205

	G	GS	MIN	FG	FGA	PCT	FT	FTA	PCT	OFF	DEF	TOT	A	PF	D	ST	TO	BS	PTS	AVG
2010-11	4	0	35	2	5	.400	2	2	1.000	0	5	5	2	0	0	0	1	0	6	1.5

3-PT. FG: 2010-11, 0-2 (.00)

PLAYOFFS

	G	GS	MIN	FG	FGA	PCT	FT	FTA	PCT	OFF	DEF	TOT	A	PF	D	ST	TO	BS	PTS	AVG
2011	5	0	38	3	7	.429	1	2	.500	2	8	10	0	5	0	0	1	3	7	1.4

DANIELS, LLOYD

Jackson H.S., Queens, NY

Birthdate: Sept. 4, 1967

#44

Drafted: Undrafted

HT: 6-7

WT: 205

	G	GS	MIN	FG	FGA	PCT	FT	FTA	PCT	OFF	DEF	TOT	A	PF	D	ST	TO	BS	PTS	AVG
1994-95	5	0	63	9	27	.333	2	2	1.000	2	5	7	4	8	0	2	8	0	23	4.6

3-PT. FG: 1994-95, 3-14 (.214)

DAVIS, JOSH

Wyoming
Birthdate: Aug. 18, 1980

#23

Drafted: Undrafted

HT: 6-8

WT: 235

	G	GS	MIN	FG	FGA	PCT	FT	FTA	PCT	OFF	DEF	TOT	A	PF	D	ST	TO	BS	PTS	AVG
2004-05	42	5	328	42	111	.378	14	17	.824	29	50	79	12	45	0	8	15	4	117	2.8

3-PT FG: 2004-05, 19-53 (.358)

PLAYOFFS

	G	GS	MIN	FG	FGA	PCT	FT	FTA	PCT	OFF	DEF	TOT	A	PF	D	ST	TO	BS	PTS	AVG
2004-05	2	0	4	0	1	.000	0	0	---	0	1	1	0	1	0	0	0	0	0	0.0

3-PT FG: 2004-05, 0-1 (.000)

DAVIS, MARK

Texas Tech
Birthdate: Apr. 26, 1973

#7

Drafted: 1995, 2nd round (48th overall) by Minnesota

HT: 6-7

WT: 210

	G	GS	MIN	FG	FGA	PCT	FT	FTA	PCT	OFF	DEF	TOT	A	PF	D	ST	TO	BS	PTS	AVG
1996-97	75	17	1705	251	555	.469	113	168	.673	138	185	323	135	230	7	85	118	31	639	8.5
1997-98	71	12	906	109	244	.447	64	101	.634	64	94	158	73	95	1	49	91	18	282	4.0
TOTALS	146	29	2611	360	779	.462	177	269	.658	202	279	481	208	325	8	134	209	49	921	6.3

3-PT. FG: 1996-97, 24-93 (.258); 1997-98, 0-6 (.000); TOTALS, 24-99 (.242)

DAVIS, MONTI

Tennessee State
Birthdate: July 26, 1958

#44

Drafted: 1980, 1st round (21st overall) by 76ers

HT: 6-7

WT: 205

	G	GS	MIN	FG	FGA	PCT	FT	FTA	PCT	OFF	DEF	TOT	A	PF	D	ST	TO	BS	PTS	AVG
1980-81	1	0	2	1	1	1.000	0	0	---	0	1	1	0	0	0	0	0	0	2	2.0

DAWKINS, DARRYL

Evans H.S., Orlando, FL
Birthdate: Jan. 11, 1957

#53

Drafted: 1975, 1st round (5th overall) by 76ers

HT: 6-11

WT: 252

	G	GS	MIN	FG	FGA	PCT	FT	FTA	PCT	OFF	DEF	TOT	A	PF	D	ST	TO	BS	PTS	AVG
1975-76	37	1	165	41	82	.500	8	24	.333	15	34	49	3	40	1	2	—	9	90	2.4
1976-77	59	0	684	135	215	.628	40	79	.506	59	171	230	24	129	1	12	—	49	310	5.3
1977-78	70	11	1722	332	577	.575	156	220	.709	117	438	555	85	268	5	34	123	125	820	11.7
1978-79	78	12	2035	430	831	.517	158	235	.672	123	508	631	128	295	5	32	197	143	1018	13.1
1979-80	80	80	2541	494	946	.522	190	291	.653	197	496	693	149	328	8	49	230	142	1178	14.7
1980-81	76	76	2088	423	697	.607	219	304	.720	106	439	545	109	316	9	38	220	112	1065	14.0
1981-82	48	36	1124	207	367	.564	114	164	.695	68	237	305	55	193	5	19	96	55	528	11.0
TOTALS	448	216	10359	2062	3715	.555	885	1317	.672	685	2323	3008	553	1569	34	186	866	635	5009	11.2

PLAYOFFS

	G	GS	MIN	FG	FGA	PCT	FT	FTA	PCT	OFF	DEF	TOT	A	PF	D	ST	TO	BS	PTS	AVG
1976-77	18	—	331	57	95	.526	31	47	.660	9	89	98	17	46	1	8	—	18	131	7.3
1977-78	10	—	180	27	53	.509	9	17	.529	6	51	57	10	34	1	3	14	15	63	6.3
1978-79	9	—	255	56	106	.528	32	47	.681	21	61	82	12	42	1	2	17	16	144	16.0
1979-80	18	—	607	126	238	.529	60	93	.645	44	93	137	33	75	2	13	46	42	312	17.3
1980-81	16	16	421	86	153	.562	49	68	.721	28	70	98	14	71	2	3	36	16	221	13.8
1981-82	21	9	460	99	178	.556	33	50	.660	23	75	98	11	94	4	7	38	35	231	11.0
TOTALS	92	25	2254	444	823	.539	214	322	.665	131	439	570	97	362	11	36	151	142	1102	12.0

ALL-TIME ROSTER



DAWKINS, JOHNNY

Duke
Birthdate: Sept. 28, 1963

#12
Drafted: 1986, 1st round (10th overall) by San Antonio

HT: 6-2 WT: 170

	G	GS	MIN	FG	FGA	PCT	FT	FTA	PCT	OFF	DEF	TOT	A	PF	D	ST	TO	BS	PTS	AVG
1989-90	81	81	2865	465	950	.489	210	244	.861	48	199	247	601	159	1	121	214	9	1162	14.3
1990-91	4	4	124	26	41	.634	10	11	.909	0	16	16	28	4	0	3	8	0	63	15.8
1991-92	82	82	2815	394	902	.437	164	186	.882	42	185	227	567	158	0	89	183	5	988	12.0
1992-93	74	10	1598	258	590	.437	113	142	.796	33	103	136	339	91	0	80	121	4	655	8.9
1993-94	72	12	1343	177	423	.418	84	100	.840	28	95	123	263	74	0	63	111	5	475	6.6
TOTALS	313	189	8745	1320	2906	.454	581	683	.851	151	598	749	1798	486	1	356	637	23	3343	10.7

3-PT. FG: 1989-90, 22-66 (.333); 1990-91, 1-4 (.250); 1991-92, 36-101 (.356); 1992-93, 26-84 (.542); 1993-94, 37-105 (.352); TOTALS, 122-360 (.339)

PLAYOFFS

	G	GS	MIN	FG	FGA	PCT	FT	FTA	PCT	OFF	DEF	TOT	A	PF	D	ST	TO	BS	PTS	AVG
1989-90	10	10	386	53	115	.461	36	43	.837	5	17	22	93	22	0	17	29	2	142	14.2
3-PT. FG: 1989-90, 0-7 (.000)																				

DEMPSEY, GEORGE

Kings College (Del.)
Birthdate: July 19, 1929

Drafted: N/A

HT: 6-3 WT: 190

	G	GS	MIN	FG	FGA	PCT	FT	FTA	PCT	OFF	DEF	TOT	A	PF	D	ST	TO	BS	PTS	AVG
1958-59*	57	—	694	92	215	.428	81	106	.764	—	—	—	160	68	95	0	—	—	265	4.6

PLAYOFFS

	G	GS	MIN	FG	FGA	PCT	FT	FTA	PCT	OFF	DEF	TOT	A	PF	D	ST	TO	BS	PTS	AVG
1958-59	5	—	30	3	8	.375	3	4	.750	—	—	6	4	8	0	—	—	—	9	1.8

DIERKING, CONNIE

Cincinnati
Birthdate: Oct. 2, 1936

#26
Drafted: 1958, 1st round (6th overall) by Syracuse

HT: 6-10 WT: 230

	G	GS	MIN	FG	FGA	PCT	FT	FTA	PCT	OFF	DEF	TOT	A	PF	D	ST	TO	BS	PTS	AVG
1958-59	64	—	726	105	260	.404	83	140	.593	—	—	233	34	148	2	—	—	—	293	4.6
1959-60	71	—	1119	192	526	.365	108	188	.574	—	—	456	54	168	4	—	—	—	492	6.9
1963-64	76	—	1286	191	514	.372	114	169	.675	—	—	422	50	221	3	—	—	—	496	6.5
1964-65	38	—	729	121	311	.389	54	83	.651	—	—	239	42	101	3	—	—	—	296	7.8
1970-71	53	—	714	122	306	.399	61	89	.685	—	—	227	59	109	1	—	—	—	305	5.8
TOTALS	302	—	4574	731	1917	.381	420	669	.628	—	—	1577	239	747	13	—	—	—	1882	6.2

PLAYOFFS

	G	GS	MIN	FG	FGA	PCT	FT	FTA	PCT	OFF	DEF	R	A	PF	D	ST	TO	BS	PTS	AVG
1958-59	4	—	34	2	12	.167	7	9	.778	—	—	17	2	6	0	—	—	—	11	2.8
1959-60	3	—	32	6	20	.300	0	1	.000	—	—	15	1	5	0	—	—	—	12	4.0
1963-64	5	—	71	14	33	.424	5	9	.556	—	—	30	5	10	0	—	—	—	33	6.6
TOTALS	12	—	137	22	65	.338	12	19	.632	—	—	62	8	21	0	—	—	—	56	4.7

DUMAS, RICHARD

Oklahoma State
Birthdate: May 19, 1969

#7
Drafted: 1991, 2nd round (46th overall) by Phoenix

HT: 6-7 WT: 210

	G	GS	MIN	FG	FGA	PCT	FT	FTA	PCT	OFF	DEF	TOT	A	PF	D	ST	TO	BS	PTS	AVG
1995-96	39	14	739	95	203	.468	49	70	.700	42	57	99	44	79	1	42	49	6	241	6.2
3-PT. FG: 1995-96, 2-9 (.244)																				

DUNLEAVY, MIKE

South Carolina
Birthdate: Mar. 21, 1954

#10
Drafted: 1976, 6th round (99th overall) by 76ers

HT: 6-2 1/2 WT: 180

	G	GS	MIN	FG	FGA	PCT	FT	FTA	PCT	OFF	DEF	TOT	A	PF	D	ST	TO	BS	PTS	AVG
1976-77	32	0	359	60	145	.414	34	45	.756	10	24	34	56	64	1	13	—	2	154	4.8
1977-78	4	0	17	3	7	.429	2	2	1.000	0	1	1	6	0	0	1	3	0	8	2.0
TOTALS	36	0	376	63	152	.414	36	47	.766	10	25	35	62	64	1	14	3	2	162	4.5

PLAYOFFS

	G	GS	MIN	FG	FGA	PCT	FT	FTA	PCT	OFF	DEF	TOT	A	PF	D	ST	TO	BS	PTS	AVG
1976-77	11	—	68	9	25	.360	4	5	.800	1	3	4	9	14	0	3	—	0	22	2.0

DURRETT, KEN

La Salle
Birthdate: Dec 8, 1948

#33
Drafted: 1971, 1st round (4th overall) by Cincinnati

HT: 6-7 1/2 WT: 190

	G	GS	MIN	FG	FGA	PCT	FT	FTA	PCT	OFF	DEF	TOT	A	PF	D	ST	TO	BS	PTS	AVG
1974-75	27	0	270	35	88	.398	20	32	.625	21	41	62	10	42	0	4	—	4	90	3.3

EARLE, ED

Loyola (Chicago)
Birthdate: April 28, 1927

Drafted: N/A

HT: 6-3 WT: 190

	G	GS	MIN	FG	FGA	PCT	FT	FTA	PCT	OFF	DEF	TOT	A	PF	D	ST	TO	BS	PTS	AVG
1953-54	2	—	12	1	2	.500	2	4	.500	—	—	2	0	0	0	—	—	—	4	2.0





EDWARDS, BILL

Wright State
Birthdate: Sept. 22, 1971

#40
Drafted: Undrafted

HT: 6-8

WT: 215

	G	GS	MIN	FG	FGA	PCT	FT	FTA	PCT	OFF	DEF	TOT	A	PF	D	ST	TO	BS	PTS	AVG
1993-94	3	0	44	2	18	.111	2	5	.400	5	9	14	4	6	0	3	4	1	6	2.0
3-PT. FG: 1993-94, 0-5 (.000)																				

EDWARDS, FRANKLIN

Cleveland State
Birthdate: Feb. 2, 1959

#14
Drafted: 1981, 1st round (22nd overall) by 76ers

HT: 6-1

WT: 190

	G	GS	MIN	FG	FGA	PCT	FT	FTA	PCT	OFF	DEF	TOT	A	PF	D	ST	TO	BS	PTS	AVG
1981-82	42	3	291	65	150	.433	20	27	.741	10	17	27	45	37	0	16	24	5	150	3.6
1982-83	81	3	1266	228	483	.472	86	113	.761	23	62	85	221	119	0	81	110	6	542	6.7
1983-84	60	0	654	84	221	.380	34	48	.708	12	47	59	90	78	1	31	46	5	202	3.4
TOTALS	183	6	2211	377	854	.441	140	188	.745	45	126	171	356	234	1	128	180	16	894	4.9
3-PT. FG: 1981-82, 0-9 (.000); 1982-83, 0-8 (.000); 1983-84, 0-1 (.000); TOTALS, 0-18 (.000)																				

PLAYOFFS

	G	GS	MIN	FG	FGA	PCT	FT	FTA	PCT	OFF	DEF	TOT	A	PF	D	ST	TO	BS	PTS	AVG
1981-82	9	0	32	12	20	.600	8	9	.889	2	3	5	5	0	0	3	2	0	33	3.7
1982-83	12	0	101	13	32	.406	14	17	.824	2	7	9	17	7	0	5	6	0	40	3.3
TOTALS	21	0	133	25	52	.481	22	26	.846	4	10	14	22	7	0	8	8	0	73	3.5
3-PT. FG: 1981-82, 1-1 (1.000)																				

ELIE, MARIO

American International
Birthdate: Nov. 26, 1963

#8
Drafted: 1985, 7th round (160th overall) by Milwaukee

HT: 6-5

WT: 210

	G	GS	MIN	FG	FGA	PCT	FT	FTA	PCT	OFF	DEF	TOT	A	PF	D	ST	TO	BS	PTS	AVG
1990-91	3	0	20	2	7	.286	1	1	1.000	0	1	1	1	2	0	0	3	0	6	2.0
3-PT. FG: 1990-91, 31-2 (.500)																				

ELLIS, LEROY

St. John's
Birthdate: Mar. 10, 1940

#25
Drafted: 1962, 1st round (6th overall) by LA Lakers

HT: 6-11

WT: 210

	G	GS	MIN	FG	FGA	PCT	FT	FTA	PCT	OFF	DEF	TOT	A	PF	D	ST	TO	BS	PTS	AVG
1972-73	69	69	2444	410	929	.441	125	156	.801	—	—	744	136	186	2	—	—	—	945	13.7
1973-74	81	81	2831	326	722	.452	147	196	.750	292	598	890	189	224	2	86	—	87	799	9.9
1974-75	82	69	2183	287	623	.461	72	99	.727	195	387	582	117	178	1	14	—	55	646	7.8
1975-76	29	13	489	61	132	.462	17	28	.607	47	75	122	21	62	0	16	—	9	139	4.9
TOTALS	261	232	7947	1084	2406	.451	361	479	.754	534	1060	2338	463	650	5	146	—	151	2529	9.7

ELSON, FRANCISCO

California
Birthdate: Feb. 28, 1976

#8, 16
Drafted: 1999, 2nd round (41st overall) by Denver

HT: 7-0

WT: 240

	G	GS	MIN	FG	FGA	PCT	FT	FTA	PCT	OFF	DEF	TOT	A	PF	D	ST	TO	BS	PTS	AVG
2009-10	1	0	4	1	2	.500	0	3	.000	1	0	1	0	0	0	0	0	0	2	2.0
2011-12	5	0	16	1	3	.333	0	0	—	0	1	1	1	0	0	1	1	1	2	0.4
TOTALS	6	0	20	2	5	.400	0	3	.000	1	1	2	1	0	0	1	1	1	4	0.7

ERVING, JULIUS

Massachusetts
Birthdate: Feb. 22, 1950

#6
Drafted: 1972, 1st round (12th overall) by Milwaukee

HT: 6-6 1/2

WT: 200

	G	GS	MIN	FG	FGA	PCT	FT	FTA	PCT	OFF	DEF	TOT	A	PF	D	ST	TO	BS	PTS	AVG
1976-77	82	77	2940	685	1373	.499	400	515	.777	192	503	695	306	251	1	159	—	113	1770	21.6
1977-78	78	68	2429	611	1217	.502	306	362	.845	179	302	481	279	207	0	135	238	97	1528	20.6
1978-79	78	76	2802	715	1455	.491	373	501	.745	198	366	564	357	207	0	133	315	100	1803	23.1
1979-80	78	78	2812	838	1614	.519	420	534	.787	215	361	576	355	208	0	170	284	140	2100	26.9
1980-81	82	82	2874	794	1524	.521	422	536	.787	244	413	657	364	233	0	173	266	147	2014	24.6
1981-82	81	81	2789	780	1428	.546	411	539	.763	220	337	557	319	229	1	161	214	141	1974	24.4
1982-83	72	72	2421	605	1170	.517	330	435	.759	173	318	491	263	202	1	112	196	131	1542	21.4
1983-84	77	77	2683	678	1324	.512	364	483	.754	190	342	532	309	217	3	141	230	139	1727	22.4
1984-85	78	78	2535	610	1236	.494	338	442	.765	172	242	414	233	199	0	135	208	109	1561	20.0
1985-86	74	74	2474	521	1085	.480	289	368	.785	169	201	370	248	196	3	113	214	82	1340	18.1
1986-87	60	60	1918	400	850	.471	191	235	.813	115	149	264	191	137	0	76	158	94	1005	16.8
TOTALS	836	823	28677	7237	14276	.507	3844	4950	.777	2067	3534	5601	3224	2286	9	1508	2323	1293	18364	22.0
3-PT. FG: 1979-80, 4-20 (.200); 1980-81, 4-18 (.222); 1981-82, 3-11 (.273); 1982-83, 2-7 (.286); 1983-84, 7-21 (.333); 1984-85, 3-14 (.214); 1985-86, 9-32 (.281); 1986-87, 14-53 (.264); TOTALS, 46-176 (.261)																				

PLAYOFFS

	G	GS	MIN	FG	FGA	PCT	FT	FTA	PCT	OFF	DEF	TOT	A	PF	D	ST	TO	BS	PTS	AVG
1976-77	19	—	758	204	390	.523	110	134	.821	41	81	122	85	45	0	41	—	23	518	27.3
1977-78	10	—	358	88	180	.489	42	56	.750	40	57	97	40	30	0	15	35	18	218	21.8
1978-79	9	—	372	89	172	.517	51	67	.761	29	41	70	53	22	0	18	38	7	229	25.4
1979-80	18	—	694	165	338	.488	108	136	.794	31	105	136	79	56	0	36	56	37	440	24.4
1980-81	16	16	592	143	301	.475	81	107	.757	52	62	114	54	54	0	22	55	41	367	22.9
1981-82	21	21	780	168	324	.519	124	165	.752	57	99	156	99	55	0	37	67	37	461	22.0
1982-83	13	13	493	95	211	.450	49	68	.721	32	67	99	44	42	1	15	39	27	239	18.4
1983-84	5	5	194	36	76	.474	19	22	.864	9	23	32	25	14	0	8	21	6	91	18.2
1984-85	13	13	434	84	187	.449	54	63	.857	29	44	73	48	34	0	25	37	11	222	17.1
1985-86	12	12	433	81	180	.450	48	65	.738	26	44	70	50	32	0	11	39	16	212	17.7
1986-87	5	5	180	34	82	.415	21	25	.840	14	11	25	17	19	0	7	9	6	91	18.2
TOTALS	141	85	5288	1187	2441	.486	707	908	.779	360	634	994	594	403	1	235	396	239	3088	21.9
3-PT. FG: 1979-80, 2-9 (.222); 1980-81, 0-1 (.000); 1981-82, 1-6 (.167); 1982-83, 0-1 (.000); 1983-84, 0-1 (.000); 1984-85, 0-1 (.000); 1985-86, 2-11 (.182); TOTALS, 5-30 (.167)																				

ALL-TIME ROSTER



JULIUS ERVING ALL-STAR GAME

	G	GS	MIN	FG	FGA	PCT	FT	FTA	PCT	OFF	DEF	TOT	A	PF	D	ST	TO	BS	PTS	AVG
1977	1	1	30	12	20	.600	6	6	1.000	5	7	12	3	2	0	4	—	1	30	—
1978	1	1	27	3	14	.214	10	12	.833	2	6	8	3	1	0	0	—	1	16	—
1979	1	1	39	10	22	.455	9	12	.750	6	2	8	5	4	0	2	—	0	29	—
1980	1	1	20	4	12	.333	3	4	.750	2	3	5	2	5	0	2	—	1	11	—
1981	1	1	29	6	15	.400	6	7	.857	3	0	3	2	2	0	2	2	1	18	—
1982	1	1	32	7	16	.438	2	4	.500	3	5	8	2	4	0	1	1	2	16	—
1983	1	1	28	11	19	.579	3	3	1.000	3	3	6	3	1	0	1	2	2	25	—
1984	1	1	36	14	22	.636	6	8	.750	4	4	8	5	4	0	2	1	2	34	—
1985	1	1	23	5	15	.333	2	2	1.000	2	2	4	3	3	0	1	1	0	12	—
1986	1	1	19	4	10	.400	0	2	.000	1	3	4	2	2	0	2	2	0	8	—
1987	1	1	33	9	13	.692	3	3	1.000	3	1	4	5	3	0	1	2	1	22	—
TOTALS	11	11	316	85	178	.478	50	63	.794	34	36	70	35	31	0	18	11	11	221	20.1

3-PT. FG: 1987, 1-1 (1.000)

EVANS, REGGIE

Iowa Birthdate: Nov. 18, 1980 #30 Drafted: N/A HT: 6-8 WT: 245

	G	GS	MIN	FG	FGA	PCT	FT	FTA	PCT	OFF	DEF	TOT	A	PF	D	ST	TO	BS	PTS	AVG
2007-08	81	61	1879	152	346	.439	120	257	.467	224	387	611	65	213	0	86	108	8	425	5.2
2008-09	79	7	1140	79	178	.444	104	175	.594	135	226	361	26	161	0	41	69	8	262	3.3
TOTALS	160	68	3019	231	524	.441	224	432	.519	359	613	972	91	374	0	127	177	16	687	4.3

3-PT. FG: 2007-08, 1-1 (1.000); 2008-09, 0-1 (0.000); TOTALS, 1-2 (.500)

PLAYOFFS

	G	GS	MIN	FG	FGA	PCT	FT	FTA	PCT	OFF	DEF	TOT	A	PF	D	ST	TO	BS	PTS	AVG
2007-08	6	0	148	13	26	.500	15	24	.625	16	31	47	3	20	0	5	13	0	41	6.8
2008-09	6	0	36	2	9	.222	3	4	.750	2	8	10	0	4	0	3	2	0	7	1.4
TOTALS	12	0	184	15	35	.429	18	28	.643	18	39	57	3	24	0	8	15	0	48	4.0

FARLEY, DICK

Indiana Birthdate: April 13, 1932 #12 Drafted: N/A HT: 6-4 WT: 190

	G	GS	MIN	FG	FGA	PCT	FT	FTA	PCT	OFF	DEF	TOT	A	PF	D	ST	TO	BS	PTS	AVG
1954-55	69	—	1113	136	353	.385	136	201	.677	—	—	167	111	145	1	—	—	—	408	5.9
1955-56	72	—	1429	168	451	.373	143	207	.691	—	—	165	151	154	2	—	—	—	479	6.7
TOTALS	141	—	2542	304	804	.378	279	408	.684	—	—	332	262	299	3	—	—	—	887	6.3

PLAYOFFS

	G	GS	MIN	FG	FGA	PCT	FT	FTA	PCT	OFF	DEF	TOT	A	PF	D	ST	TO	BS	PTS	AVG
1954-55	11	—	168	19	56	.339	14	25	.560	—	—	13	20	29	0	—	—	—	52	4.7
1955-56	8	—	169	34	72	.472	19	31	.613	—	—	21	28	31	2	—	—	—	87	10.9
TOTALS	19	—	337	53	128	.414	33	56	.589	—	—	34	48	60	2	—	—	—	139	7.3

FARMER, JIM

Alabama Birthdate: Sept. 23, 1964 #22 Drafted: 1987, 1st round (20th overall) by Dallas HT: 6-4 WT: 190

	G	GS	MIN	FG	FGA	PCT	FT	FTA	PCT	OFF	DEF	TOT	A	PF	D	ST	TO	BS	PTS	AVG
1990-91	2	0	13	2	7	.286	2	2	1.000	2	3	5	0	0	0	0	1	0	6	3.0

3-PT. FG: 1990-91, 0-1 (0.000)

FILIPEK, RON

Tennessee Tech Birthdate: Feb. 5, 1944 #20 Drafted: 1967, 9th round (100th overall) by 76ers HT: 6-5 WT: 210

	G	GS	MIN	FG	FGA	PCT	FT	FTA	PCT	OFF	DEF	TOT	A	PF	D	ST	TO	BS	PTS	AVG
1967-68	19	—	73	18	47	.383	7	14	.500	—	—	25	7	12	0	—	—	—	43	2.3

FORD, ALFONSO

Mississippi Valley State Birthdate: Oct. 31, 1971 #8 Drafted: 1993, 2nd round (32nd overall) by 76ers HT: 6-2 WT: 190

	G	GS	MIN	FG	FGA	PCT	FT	FTA	PCT	OFF	DEF	TOT	A	PF	D	ST	TO	BS	PTS	AVG
1994-95	5	0	98	9	39	.231	1	2	.500	8	12	20	9	5	0	1	8	0	19	3.8

3-PT. FG: 1994-95, 0-9 (0.000)

FOSTER, FRED

Miami (Ohio) Birthdate: Mar. 18, 1946 #25 Drafted: 1968, 3rd round (28th overall) by Cincinnati HT: 6-5 1/2 WT: 225

	G	GS	MIN	FG	FGA	PCT	FT	FTA	PCT	OFF	DEF	TOT	A	PF	D	ST	TO	BS	PTS	AVG
1970-71	66	6	888	145	360	.403	72	103	.699	—	—	147	61	113	3	—	—	—	362	5.5
1971-72	74	14	1699	347	837	.415	185	243	.761	—	—	276	90	184	3	—	—	—	879	11.9
TOTALS	140	20	2587	492	1197	.411	257	346	.743	—	—	423	151	297	6	—	—	—	1241	8.9

PLAYOFFS

	G	GS	MIN	FG	FGA	PCT	FT	FTA	PCT	OFF	DEF	TOT	A	PF	D	ST	TO	BS	PTS	AVG
1970-71	5	—	49	8	19	.421	2	2	1.000	—	—	12	5	6	0	—	—	—	18	3.6





FREE, LLOYD (WORLD)

Cuiford
Birthdate: Dec. 9, 1953

#21 and #12
Drafted: 1975, 2nd round (23rd overall) by 76ers

HT: 6-3

WT: 185

	G	GS	MIN	FG	FGA	PCT	FT	FTA	PCT	OFF	DEF	TOT	A	PF	D	ST	TO	BS	PTS	AVG
1975-76	71	5	1121	239	533	.448	112	186	.602	64	61	125	104	107	0	37	—	6	590	8.3
1976-77	78	37	2253	467	1022	.457	334	464	.720	97	140	237	266	207	2	75	—	25	1268	16.3
1977-78	76	5	2050	390	857	.455	411	562	.731	92	120	212	306	199	0	68	200	41	1191	15.7
1986-87	20	2	285	39	123	.317	36	47	.766	5	14	19	30	26	0	5	18	4	116	5.8
TOTALS	245	49	5709	1135	2535	.448	893	1259	.709	258	335	593	706	539	2	185	218	76	3165	12.9

PLAYOFFS

	G	GS	MIN	FG	FGA	PCT	FT	FTA	PCT	OFF	DEF	TOT	A	PF	D	ST	TO	BS	PTS	AVG
1975-76	3	—	62	11	28	.393	10	13	.769	1	0	1	5	6	0	3	—	0	32	10.7
1976-77	15	—	281	63	170	.371	53	77	.688	10	22	32	29	33	0	12	—	8	179	11.9
1977-78	10	—	268	51	124	.411	59	81	.728	10	21	31	37	26	0	4	26	6	161	16.1
TOTALS	28	—	611	125	322	.388	122	171	.713	21	43	64	71	65	0	19	26	14	372	13.3

FREEMAN, ROD

Vanderbilt
Birthdate: Nov. 5, 1950

#28
Drafted: 1973, 11th round (166th overall) by 76ers

HT: 6-7

WT: 225

	G	GS	MIN	FG	FGA	PCT	FT	FTA	PCT	OFF	DEF	TOT	A	PF	D	ST	TO	BS	PTS	AVG
1973-74	35	0	265	39	103	.379	28	41	.683	22	32	54	14	42	0	12	—	1	106	3.0

FURLOW, TERRY

Michigan State
Birthdate: Oct. 18, 1954

#32
Drafted: 1976, 1st round (12th overall) by 76ers

HT: 6-5

WT: 200

	G	GS	MIN	FG	FGA	PCT	FT	FTA	PCT	OFF	DEF	TOT	A	PF	D	ST	TO	BS	PTS	AVG
1976-77	32	0	174	34	100	.340	16	18	.889	18	21	39	19	11	0	7	—	2	84	2.6

PLAYOFFS

	G	GS	MIN	FG	FGA	PCT	FT	FTA	PCT	OFF	DEF	TOT	A	PF	D	ST	TO	BS	PTS	AVG
1976-77	5	—	16	6	11	.545	4	4	1.000	3	2	5	0	2	0	1	—	0	16	3.2

GABOR, BILLY

Syracuse
Birthdate: May 13, 1922

Drafted: 1948, by Rochester

HT: 5-11

WT: 180

	G	GS	MIN	FG	FGA	PCT	FT	FTA	PCT	OFF	DEF	TOT	A	PF	D	ST	TO	BS	PTS	AVG
1949-50	56	—	—	226	671	.337	157	228	.689	—	—	—	108	198	—	—	—	—	609	10.9
1950-51	61	—	—	255	745	.342	179	242	.740	—	—	150	125	213	7	—	—	—	689	11.3
1951-52	57	—	1085	173	538	.322	142	183	.776	—	—	93	86	188	5	—	—	—	488	8.6
1952-53	69	—	1337	215	614	.350	217	284	.764	—	—	104	134	262	11	—	—	—	647	9.4
1953-54	61	—	1211	204	551	.370	139	194	.716	—	—	96	162	183	4	—	—	—	547	9.0
1954-55	3	—	47	7	22	.318	3	5	.600	—	—	5	11	6	0	—	—	—	17	5.7
TOTALS	307	—	3680	1080	3141	.344	837	1136	.737	—	—	448	626	1050	27	—	—	—	2997	9.8

PLAYOFFS

	G	GS	MIN	FG	FGA	PCT	FT	FTA	PCT	OFF	DEF	TOT	A	PF	D	ST	TO	BS	PTS	AVG
1949-50	10	—	—	25	97	.258	26	31	.839	—	—	—	25	27	—	—	—	—	76	7.6
1950-51	7	—	—	27	72	.375	9	14	.643	—	—	20	18	24	1	—	—	—	63	9.0
1951-52	7	—	80	11	33	.333	12	16	.750	—	—	6	10	16	0	—	—	—	34	4.9
1952-53	2	—	28	5	12	.417	8	13	.615	—	—	3	2	12	2	—	—	—	18	9.0
1953-54	10	—	196	24	83	.289	28	40	.700	—	—	28	19	36	1	—	—	—	76	7.6
TOTALS	36	—	304	92	297	.310	83	114	.728	—	—	57	74	115	4	—	—	—	267	7.4

ALL-STAR GAME

	G	GS	MIN	FG	FGA	PCT	FT	FTA	PCT	OFF	DEF	TOT	A	PF	D	ST	TO	BS	PTS	AVG
1953	1	0	25	0	3	.000	0	1	.000	—	—	5	2	—	—	—	—	—	0	0.0

GAI, DENG

Fairfield
Birthdate: Mar. 22, 1982

#35
Drafted: Undrafted

HT: 6-9

WT: 230

	G	GS	MIN	FG	FGA	PCT	FT	FTA	PCT	OFF	DEF	TOT	A	PF	D	ST	TO	BS	PTS	AVG
2005-06	2	0	5	0	0	—	0	0	—	0	0	0	0	0	0	0	0	0	0	0.0

GAINES, COREY

Loyola Marymount
Birthdate: June 1, 1965

#8 and #5
Drafted: 1988, 3rd round (65th overall) by Seattle

HT: 6-3

WT: 195

	G	GS	MIN	FG	FGA	PCT	FT	FTA	PCT	OFF	DEF	TOT	A	PF	D	ST	TO	BS	PTS	AVG
1989-90	9	0	81	4	12	.333	1	4	.250	1	4	5	26	11	0	4	10	0	10	1.1
1994-95	11	8	280	24	51	.471	5	11	.455	1	17	18	33	23	0	8	14	1	55	5.0
TOTALS	20	8	361	28	63	.444	6	15	.400	2	21	23	59	34	0	12	24	1	65	3.3

3-PT. FG: 1989-90, 1-2 (.500); 1994-95, 2-15 (.133); TOTALS, 3-17 (.176)

ALL-TIME ROSTER



GAMBEE, DAVE

Oregon State
Birthdate: Apr. 16, 1937

#20
Drafted: 1958, 1st round (7th overall) by St. Louis

HT: 6-6

WT: 215

	G	GS	MIN	FG	FGA	PCT	FT	FTA	PCT	OFF	DEF	TOT	A	PF	D	ST	TO	BS	PTS	AVG
1960-61	79	—	2090	397	947	.419	291	352	.827	—	—	581	101	276	6	—	—	—	1085	13.7
1961-62	80	—	2301	477	1126	.424	384	470	.817	—	—	631	114	275	10	—	—	—	1338	16.7
1962-63	60	—	1234	235	537	.438	199	238	.836	—	—	289	48	190	2	—	—	—	669	11.2
1963-64	41	—	927	149	378	.394	151	185	.816	—	—	256	35	161	6	—	—	—	449	11.0
1964-65	80	—	1993	356	864	.412	299	368	.813	—	—	468	113	277	7	—	—	—	1011	12.6
1965-66	72	—	1068	168	437	.384	159	187	.850	—	—	273	71	189	3	—	—	—	495	6.9
1966-67	63	—	757	150	345	.435	107	125	.856	—	—	197	42	143	5	—	—	—	407	6.5
TOTALS	475	—	10370	1932	4634	.417	1590	1925	.826	—	—	2695	524	1511	39	—	—	—	5454	11.5

PLAYOFFS

	G	GS	MIN	FG	FGA	PCT	FT	FTA	PCT	OFF	DEF	TOT	A	PF	D	ST	TO	BS	PTS	AVG
1960-61	8	—	208	34	95	.358	32	41	.780	—	—	55	12	33	0	—	—	—	100	12.5
1961-62	5	—	170	17	54	.315	22	25	.880	—	—	45	4	22	1	—	—	—	56	11.2
1962-63	5	—	75	10	34	.294	12	13	.923	—	—	16	0	14	0	—	—	—	32	6.4
1963-64	5	—	149	24	60	.400	21	27	.778	—	—	29	8	23	1	—	—	—	69	13.8
1964-65	10	—	132	16	48	.333	30	34	.882	—	—	24	6	31	1	—	—	—	62	6.2
1965-66	5	—	82	11	29	.379	8	11	.727	—	—	14	4	14	0	—	—	—	30	6.0
1966-67	5	—	24	6	11	.545	6	6	1.000	—	—	8	2	6	0	—	—	—	18	3.6
TOTALS	43	—	840	118	331	.356	131	157	.834	—	—	191	36	143	3	—	—	—	367	8.5

GEIGER, MATT

Georgia Tech
Birthdate: Sept. 10, 1969

#52
Drafted: 1992, 2nd round (42nd overall) by Miami

HT: 7-1

WT: 250

	G	GS	MIN	FG	FGA	PCT	FT	FTA	PCT	OFF	DEF	TOT	A	PF	D	ST	TO	BS	PTS	AVG
1998-99	50	40	1540	266	555	.479	141	177	.797	137	225	362	58	157	2	39	101	40	674	13.5
1999-00	65	20	1406	260	589	.441	109	140	.779	154	233	387	39	194	1	29	91	22	629	9.7
2000-01	35	4	542	88	224	.393	37	54	.685	50	89	139	14	73	0	12	25	8	213	6.1
2001-02	4	0	36	1	8	.125	1	2	.500	3	3	6	0	2	0	0	2	2	3	0.8
TOTALS	154	64	3524	615	1376	.447	288	373	.772	344	550	894	111	426	3	80	219	72	1519	9.9

3-PT. FG: 1998-99, 1-5 (.200); 1999-00, 0-4 (.000); 2000-01, 0-2 (.000); TOTALS, 1-11 (.091)

PLAYOFFS

	G	GS	MIN	FG	FGA	PCT	FT	FTA	PCT	OFF	DEF	TOT	A	PF	D	ST	TO	BS	PTS	AVG
98-99	8	8	239	42	96	.438	24	29	.828	23	38	61	6	29	0	9	13	6	108	13.5
99-00	8	0	128	25	50	.500	20	25	.800	17	23	40	2	23	0	5	5	2	70	8.8
00-01	12	0	100	17	29	.586	4	4	1.000	10	8	18	7	30	2	2	5	0	38	3.2
TOTALS	28	8	467	84	175	.480	48	58	.828	50	69	119	15	82	2	16	23	8	216	7.7

3-PT. FG: 1998-99, 0-1 (.000); 1999-00, 0-0 (---); 2000-01, 0-0 (---); TOTALS, 0-1 (.000)

GILLIAM, ARMEN

Nevada Las Vegas
Birthdate: May 28, 1964

#35
Drafted: 1987, 1st round (2nd overall) by Phoenix

HT: 6-9

WT: 250

	G	GS	MIN	FG	FGA	PCT	FT	FTA	PCT	OFF	DEF	TOT	A	PF	D	ST	TO	BS	PTS	AVG
1990-91	50	50	1695	292	621	.470	164	201	.816	134	230	364	78	120	1	35	110	32	748	15.0
1991-92	81	81	2771	512	1001	.511	343	425	.807	234	426	660	118	176	1	51	166	85	1367	16.9
1992-93	80	26	1742	359	774	.464	274	325	.843	136	336	472	116	123	0	37	157	54	992	12.4
TOTALS	211	157	6208	1163	2396	.485	781	951	.821	504	992	1496	312	419	2	123	433	171	3107	14.7

3-PT. FG: 1990-91, 0-2 (.000); 1991-92, 0-2 (.000); 1992-93, 0-1 (.000); TOTALS, 0-5 (.000)

PLAYOFFS

	G	GS	MIN	FG	FGA	PCT	FT	FTA	PCT	OFF	DEF	TOT	A	PF	D	ST	TO	BS	PTS	AVG	
1990-91	8	8	287	48	104	.482	200	39	.468	8.000	14	38	52	10	16	0	5	15	6	135	16.9

GIRICEK, GORDAN

Croatia
Birthdate: June 20, 1977

#11
Drafted: 1999, 2nd round (40th overall) by Dallas

HT: 6-6

WT: 220

	G	GS	MIN	FG	FGA	PCT	FT	FTA	PCT	OFF	DEF	TOT	A	PF	D	ST	TO	BS	PTS	AVG
2007-08	12	0	110	5	15	.333	6	8	.750	1	13	14	11	9	0	3	8	1	37	3.1

3-PT. FG: 2007-08, 13-41 (.317)

GMINSKI, MIKE

Duke
Birthdate: Aug. 3, 1959

#42
Drafted: 1980, 1st round (7th overall) by New Jersey

HT: 6-11

WT: 255

	G	GS	MIN	FG	FGA	PCT	FT	FTA	PCT	OFF	DEF	TOT	A	PF	D	ST	TO	BS	PTS	AVG
1987-88	47	47	1767	290	652	.445	212	226	.938	163	331	494	84	98	0	36	94	85	792	16.9
1988-89	82	82	2739	556	1166	.477	297	341	.871	213	556	769	138	142	0	46	129	106	1409	17.2
1989-90	81	81	2659	458	1002	.457	193	235	.821	196	491	687	128	136	0	43	98	102	1112	13.7
1990-91	30	29	791	109	284	.384	53	63	.841	71	130	201	33	41	0	16	31	34	272	9.1
TOTALS	240	239	7956	1413	3104	.455	755	865	.873	643	1508	2151	383	417	0	141	352	327	3585	14.9

3-PT. FG: 1988-89, 0-6 (.000); 1989-90, 3-17 (.176); 1990-91, 1-8 (.125); TOTALS, 4-31 (.129)

PLAYOFFS

	G	GS	MIN	FG	FGA	PCT	FT	FTA	PCT	OFF	DEF	TOT	A	PF	D	ST	TO	BS	PTS	AVG
1988-89	3	—	118	19	48	.396	11	16	.688	6	17	23	2	8	0	0	2	8	49	16.3
1989-90	10	—	342	57	117	.487	14	15	.933	8	46	54	11	27	0	8	17	23	128	12.8
TOTALS	13	—	460	76	165	.461	25	31	.806	14	63	77	13	35	0	8	19	31	177	13.6

3-PT. FG: 1989-90, 0-5 (.000)





GOVEDARICA, BATO

DePaul
Birthdate: April 17, 1928

Drafted: 1951, by Syracuse

HT: 5-11

WT: 185

	G	GS	MIN	FG	FGA	PCT	FT	FTA	PCT	OFF	DEF	TOT	A	PF	D	ST	TO	BS	PTS	AVG
1953-54	23	—	258	25	79	.316	25	37	.676	—	—	18	24	44	1	—	—	—	75	3.3

GRABOSKI, JOE

None
Birthdate: Jan. 15, 1930

Drafted: N/A

HT: 6-8

WT: 230

	G	GS	MIN	FG	FGA	PCT	FT	FTA	PCT	OFF	DEF	TOT	A	PF	D	ST	TO	BS	PTS	AVG
1961-62*	38	—	468	77	221	.348	39	65	.600	—	—	154	28	62	0	—	—	—	193	5.1

PLAYOFFS

	G	GS	MIN	FG	FGA	PCT	FT	FTA	PCT	OFF	DEF	TOT	A	PF	D	ST	TO	BS	PTS	AVG
1961-62	4	—	24	1	7	.143	1	1	1.000	—	—	4	0	3	0	—	—	—	3	0.8

GRAHAM, GREG

Indiana
Birthdate: Nov. 26, 1970

#20

Drafted: 1993, 1st round (17th overall) by Charlotte

HT: 6-4

WT: 174

	G	GS	MIN	FG	FGA	PCT	FT	FTA	PCT	OFF	DEF	TOT	A	PF	D	ST	TO	BS	PTS	AVG
1993-94	70	6	889	122	305	.400	92	110	.836	21	65	86	66	54	0	61	65	4	338	4.8
1994-95	50	7	775	95	223	.426	55	73	.753	19	43	62	66	76	0	29	48	6	251	5.0
1995-96	8	3	128	17	32	.531	15	17	.882	5	10	15	11	16	0	5	17	0	56	7.0
TOTALS	128	16	1792	234	560	.418	162	200	.810	45	118	163	143	146	0	95	130	10	645	5.0

3-PT. FG: 1993-94, 2-25 (.080); 1994-95, 6-28 (.214); 1995-96, 7-14 (.500); TOTALS, 15-67 (.224)

GRANT, GREG

Trenton State
Birthdate: Aug. 29, 1966

#3

Drafted: 1989, 2nd round (52nd overall) by Phoenix

HT: 5-7

WT: 140

	G	GS	MIN	FG	FGA	PCT	FT	FTA	PCT	OFF	DEF	TOT	A	PF	D	ST	TO	BS	PTS	AVG
1991-92	55	0	834	99	217	.456	19	22	.864	13	52	65	199	73	0	37	41	2	224	4.1
1992-93	72	0	996	77	220	.350	20	31	.645	24	43	67	206	73	0	43	54	1	194	2.7
1995-96	11	2	280	18	48	.375	5	6	.833	3	18	21	60	28	0	12	15	2	45	4.1
TOTALS	138	2	2110	194	485	.400	44	59	.746	40	113	153	465	174	0	92	110	5	463	3.4

3-PT. FG: 1991-92, 7-18 (.389); 1992-93, 20-68 (.294); 1995-96, 4-18 (.222); TOTALS, 31-104 (.298)

GRANT, HARVEY

Oklahoma
Birthdate: July 4, 1965

#44

Drafted: 1988, 1st round (12th overall) by Phoenix

HT: 6-7

WT: 225

	G	GS	MIN	FG	FGA	PCT	FT	FTA	PCT	OFF	DEF	TOT	A	PF	D	ST	TO	BS	PTS	AVG
1998-99	47	10	798	62	168	.369	21	29	.724	36	74	110	23	73	1	20	21	16	146	3.1

3-PT. FG: 1998-99, 1-6 (.167)

PLAYOFFS

	G	GS	MIN	FG	FGA	PCT	FT	FTA	PCT	OFF	DEF	TOT	A	PF	D	ST	TO	BS	PTS	AVG
1998-99	4	0	29	1	1	1.000	0	0	---	1	3	4	0	1	0	0	0	1	2	0.5

GRAY, JEFF

Iowa State
Birthdate: Dec. 17, 1965

#14

Drafted: 1988, 1st round (13th overall) by Milwaukee

HT: 6-5

WT: 215

	G	GS	MIN	FG	FGA	PCT	FT	FTA	PCT	OFF	DEF	TOT	A	PF	D	ST	TO	BS	PTS	AVG
1994-95	47	25	1098	163	381	.428	58	83	.699	58	91	149	74	80	1	27	56	4	389	8.3

3-PT. FG: 1994-95, 5-15 (.333)

GREEN, JOHN

Michigan State
Birthdate: Dec. 8, 1933

#12

Drafted: 1959, 1st round (15th overall) by New York

HT: 6-5

WT: 200

	G	GS	MIN	FG	FGA	PCT	FT	FTA	PCT	OFF	DEF	TOT	A	PF	D	ST	TO	BS	PTS	AVG
1967-68	35	—	367	69	150	.460	39	83	.470	—	—	122	21	51	0	—	—	—	177	5.1
1968-69	74	—	795	146	282	.518	57	125	.456	—	—	330	47	110	1	—	—	—	349	4.7
TOTALS	109	—	1162	215	432	.498	96	208	.462	—	—	452	68	161	1	—	—	—	526	4.8

PLAYOFFS

	G	GS	MIN	FG	FGA	PCT	FT	FTA	PCT	OFF	DEF	TOT	A	PF	D	ST	TO	BS	PTS	AVG
1967-68	12	—	219	38	65	.585	20	43	.465	—	—	66	8	19	0	—	—	—	96	8.0
1968-69	5	—	44	9	16	.563	5	9	.556	—	—	14	1	12	1	—	—	—	23	4.6
TOTALS	17	—	263	47	81	.580	25	52	.481	—	—	80	9	31	1	—	—	—	119	7.0

GREEN, KENNY

Wake Forest
Birthdate: Oct. 11, 1964

#25

Drafted: 1985, 1st round (12th overall) by Washington

HT: 6-7

WT: 215

	G	GS	MIN	FG	FGA	PCT	FT	FTA	PCT	OFF	DEF	TOT	A	PF	D	ST	TO	BS	PTS	AVG
1985-86	21	0	232	39	91	.429	14	23	.609	10	25	35	6	27	0	1	18	2	92	4.4
1986-87	19	0	172	25	70	.357	14	19	.737	6	22	28	7	8	0	4	15	2	64	3.4
TOTALS	40	0	404	64	161	.398	28	42	.667	16	47	63	13	35	0	5	33	4	156	3.9

ALL-TIME ROSTER



GREEN, LUTHER

Long Island University
Birthdate: Nov. 13, 1946

#25
Drafted: Undrafted

HT: 6-7 WT: 190

	G	GS	MIN	FG	FGA	PCT	FT	FTA	PCT	OFF	DEF	TOT	A	PF	D	ST	TO	BS	PTS	AVG
1972-73	5	0	32	0	11	.000	3	9	.333	—	—	3	0	3	0	—	—	—	3	0.6

GREEN, RICKEY

Michigan
Birthdate: Aug. 18, 1954

#14
Drafted: 1977, 1st round (16th overall) by Golden St.

HT: 6-11.2 WT: 170

	G	GS	MIN	FG	FGA	PCT	FT	FTA	PCT	OFF	DEF	TOT	A	PF	D	ST	TO	BS	PTS	AVG
1990-91	79	75	2248	334	722	.463	117	141	.830	33	104	137	413	130	0	57	108	6	793	10.0
3-PT FG: 1990-91, 8-36 (.222)																				

PLAYOFFS

	G	GS	MIN	FG	FGA	PCT	FT	FTA	PCT	OFF	DEF	TOT	A	PF	D	ST	TO	BS	PTS	AVG
1990-91	8	8	199	24	55	.436	8	9	.889	1	8	9	22	9	0	7	13	0	59	7.4
3PT FG: 1990-91, 3-4 (.750)																				

GREEN, SEAN

Iona
Birthdate: Feb. 2, 1970

#7
Drafted: 1991, 2nd round (41st overall) by Indiana

HT: 6-5 WT: 210

	G	GS	MIN	FG	FGA	PCT	FT	FTA	PCT	OFF	DEF	TOT	A	PF	D	ST	TO	BS	PTS	AVG
1993-94	35	0	332	63	182	.346	13	18	.722	10	24	34	16	21	0	18	27	6	149	4.3
3 PT. FG: 1993-94, 10-41 (.244)																				

GREEN, WILLIE

Detroit-Mercy
Birthdate: July 28, 1981

#33
Drafted: 2003, 2nd round (41st overall) by Seattle

HT: 6-4 WT: 200

	G	GS	MIN	FG	FGA	PCT	FT	FTA	PCT	OFF	DEF	TOT	A	PF	D	ST	TO	BS	PTS	AVG
2003-04	53	0	767	143	357	.401	59	81	.728	16	49	65	53	83	0	26	59	5	364	6.9
2004-05	57	21	1066	155	423	.366	97	125	.776	22	111	133	100	121	0	34	75	6	437	7.7
2005-06	10	2	153	28	66	.424	4	5	.800	1	14	15	5	13	0	2	12	0	70	7.0
2006-07	74	36	1842	357	868	.411	74	111	.667	42	116	158	112	144	1	56	106	4	839	11.3
2007-08	74	74	1970	379	870	.436	112	148	.757	32	150	182	151	119	0	54	109	22	921	12.4
2008-09	81	60	1828	286	658	.435	62	85	.729	29	97	126	158	154	0	53	64	13	685	8.5
2009-10	73	18	1553	248	543	.457	95	114	.833	20	109	129	152	135	0	32	67	11	638	8.7
TOTALS	422	211	9180	1596	3785	.422	503	669	.752	162	646	808	731	769	1	257	492	61	3954	9.4
3-PT FG: 2003-04, 19-61 (.311); 2004-05, 30-105 (.286); 2005-06, 10-19 (.526); 2006-07, 51-157 (.325); 2007-08, 51-179 (.285); 2008-09, 51-161 (.317); 2009-10, 47-136 (.346); TOTALS, 259-818 (.317)																				

PLAYOFFS

	G	GS	MIN	FG	FGA	PCT	FT	FTA	PCT	OFF	DEF	TOT	A	PF	D	ST	TO	BS	PTS	AVG
2004-05	5	0	63	8	18	.444	9	10	.900	3	6	9	3	5	0	1	2	0	27	5.4
2007-08	6	6	142	22	51	.431	9	14	.643	2	6	8	12	19	1	5	9	4	54	9.0
2008-09	6	6	148	21	51	.412	1	3	.333	0	6	6	7	13	0	0	5	1	47	7.8
TOTALS	17	12	353	51	120	.425	19	27	.704	5	18	23	22	37	1	6	16	25	128	7.5
3-PT FG: 2004-05, 2-9 (.222); 2007-08, 1-5 (.200); 2008-09, 4-11 (.364); TOTALS, 7-25 (.280)																				

GREENSPAN, JERRY

Maryland
Birthdate: Nov. 22, 1941

#22
Drafted: 1963, 3rd round (24th overall) by Syracuse

HT: 6-5 WT: 195

	G	GS	MIN	FG	FGA	PCT	FT	FTA	PCT	OFF	DEF	TOT	A	PF	D	ST	TO	BS	PTS	AVG
1963-64	20	—	280	32	90	.356	34	50	.680	—	—	72	11	54	0	—	—	—	98	4.9
1964-65	5	—	49	8	13	.615	8	8	1.000	—	—	11	0	12	0	—	—	—	24	4.8
TOTALS	25	—	329	40	103	.388	42	58	.724	—	—	83	11	66	0	—	—	—	122	4.9

GREER, HAL

Marshall
Birthdate: June 26, 1936

#15
Drafted: 1958, 2nd round (14th overall) by Syracuse

HT: 6-2 WT: 175

	G	GS	MIN	FG	FGA	PCT	FT	FTA	PCT	OFF	DEF	TOT	A	PF	D	ST	TO	BS	PTS	AVG
1958-59	68	—	1625	308	679	.454	137	176	.778	—	—	196	101	189	1	—	—	—	753	11.1
1959-60	70	—	1979	388	815	.476	148	189	.783	—	—	303	188	208	4	—	—	—	924	13.2
1960-61	79	—	2763	623	1381	.451	305	394	.774	—	—	455	302	242	0	—	—	—	1551	19.6
1961-62	71	—	2705	644	1442	.447	331	404	.819	—	—	524	313	252	2	—	—	—	1619	22.8
1962-63	80	—	2631	600	1293	.464	362	434	.834	—	—	457	275	286	4	—	—	—	1562	19.5
1963-64	80	—	3157	715	1611	.444	435	525	.829	—	—	484	374	291	6	—	—	—	1865	23.3
1964-65	70	—	2600	539	1245	.433	335	413	.811	—	—	355	313	254	7	—	—	—	1413	20.2
1965-66	80	—	3326	703	1580	.445	413	514	.804	—	—	473	384	315	6	—	—	—	1819	22.7
1966-67	80	—	3086	699	1524	.459	367	466	.788	—	—	422	303	302	5	—	—	—	1765	22.1
1967-68	82	—	3263	777	1626	.478	422	549	.769	—	—	444	372	289	6	—	—	—	1976	24.1
1968-69	82	—	3311	732	1595	.459	432	543	.796	—	—	435	414	294	8	—	—	—	1896	23.1
1969-70	80	—	3024	705	1551	.455	352	432	.815	—	—	376	405	300	8	—	—	—	1762	22.0
1970-71	81	69	3060	591	1371	.431	326	405	.805	—	—	364	369	289	4	—	—	—	1508	18.6
1971-72	81	53	2410	389	866	.449	181	234	.774	—	—	271	316	268	10	—	—	—	959	11.8
1972-73	38	17	848	91	232	.392	32	39	.821	—	—	106	111	76	1	—	—	—	214	5.6
TOTALS	1122	139	39788	8504	18811	.452	4578	5717	.801	—	—	5665	4540	3855	72	—	—	—	21586	19.2





HAL GREER PLAYOFFS

G	GS	MIN	FG	FGA	PCT	FT	FTA	PCT	OFF	DEF	TOT	A	PF	D	ST	TO	BS	PTS	AVG
1958-59	9	—	277	39	.93	.419	26	.32	.813	—	—	47	20	35	2	—	—	104	11.6
1959-60	3	—	84	22	.43	.512	3	4	.750	—	—	14	10	5	0	—	—	47	15.7
1960-61	8	—	232	41	106	.387	33	40	.825	—	—	33	19	32	1	—	—	115	14.4
1961-62	1	—	5	0	0	—	0	0	—	—	—	0	0	1	0	—	—	0	0.0
1962-63	5	—	214	44	87	.506	29	35	.829	—	—	27	21	1	—	—	—	117	23.4
1963-64	5	—	211	37	95	.389	33	39	.846	—	—	28	30	19	1	—	—	107	21.4
1964-65	11	—	505	101	222	.455	69	87	.793	—	—	81	55	45	2	—	—	271	24.6
1965-66	5	—	226	32	91	.352	18	23	.783	—	—	36	21	21	0	—	—	82	16.4
1966-67	15	—	688	161	375	.429	94	118	.797	—	—	88	79	55	1	—	—	416	27.7
1967-68	13	—	553	120	278	.432	95	111	.856	—	—	79	55	49	1	—	—	335	25.8
1968-69	5	—	204	26	81	.321	28	36	.778	—	—	30	23	23	0	—	—	80	16.0
1969-70	5	—	178	33	74	.446	11	13	.846	—	—	17	27	16	0	—	—	77	15.4
1970-71	7	—	265	49	112	.438	27	36	.750	—	—	25	33	35	4	—	—	125	17.9
TOTALS	92	—	3642	705	1657	.425	466	574	.812	—	—	505	393	357	13	—	—	1876	20.4

ALL-STAR GAME

G	GS	MIN	FG	FGA	PCT	FT	FTA	PCT	OFF	DEF	TOT	A	PF	D	ST	TO	BS	PTS	AVG
1961	1	0	18	7	11	.636	0	0	—	—	—	6	2	—	—	—	—	14	—
1962	1	0	24	3	14	.214	2	7	.286	—	—	10	9	—	—	—	—	8	—
1963	1	0	15	3	7	.429	0	0	.000	—	—	3	2	—	—	—	—	6	—
1964	1	1	20	5	10	.500	3	4	.750	—	—	3	4	1	0	—	—	13	—
1965	1	0	21	5	11	.455	3	4	.750	—	—	4	1	2	0	—	—	13	—
1966	1	0	23	4	13	.308	1	1	1.000	—	—	5	1	4	0	—	—	9	—
1967	1	1	31	5	16	.313	7	8	.875	—	—	4	1	5	0	—	—	17	—
1968	1	0	17	8	8	1.000	5	7	.714	—	—	3	3	2	0	—	—	21	—
1969	1	0	17	0	1	.000	4	5	.800	—	—	3	2	2	0	—	—	4	—
1970	1	0	21	7	11	.636	1	1	1.000	—	—	4	3	4	0	—	—	15	—
TOTALS	10	2	207	47	102	.461	26	37	.703	—	—	45	28	20	0	—	—	120	12.0

GUOKAS, MATT

St. Joseph's
Birthdate: Feb. 25, 1944

#14
Drafted: 1966, 1st round (9th overall) by 76ers

G	GS	MIN	FG	FGA	PCT	FT	FTA	PCT	OFF	DEF	TOT	A	PF	D	ST	TO	BS	PTS	AVG
1966-67	69	—	808	79	203	.389	49	81	.605	—	—	83	105	82	0	—	—	207	3.0
1967-68	82	—	1612	190	393	.483	118	152	.776	—	—	185	191	172	0	—	—	498	6.1
1968-69	72	—	838	92	216	.426	54	81	.667	—	—	94	104	121	1	—	—	238	3.3
1969-70	80	—	1558	189	416	.454	106	149	.711	—	—	216	222	201	0	—	—	484	6.1
1970-71	1	—	5	0	0	—	0	0	—	—	—	1	0	0	0	—	—	0	0.0
TOTALS	304	—	4821	550	1228	.448	327	463	.706	—	—	579	622	576	1	—	—	1427	4.7

PLAYOFFS

G	GS	MIN	FG	FGA	PCT	FT	FTA	PCT	OFF	DEF	TOT	A	PF	D	ST	TO	BS	PTS	AVG
1966-67	15	—	252	26	64	.406	13	17	.765	—	—	30	23	33	0	—	—	65	4.3
1967-68	13	—	327	30	79	.380	20	27	.741	—	—	43	30	39	0	—	—	80	6.2
1968-69	5	—	100	11	27	.407	4	5	.800	—	—	12	8	12	0	—	—	26	5.2
1970-71	2	—	23	6	8	.750	1	1	1.000	—	—	3	1	1	0	—	—	13	6.5
TOTALS	35	—	702	73	178	.410	38	50	.760	—	—	88	62	85	0	—	—	184	5.3

HALBROOK, SWEDE

Oregon State
Birthdate: Jan. 30, 1933

Drafted: N/A

HT: 7-3

WT: 235

G	GS	MIN	FG	FGA	PCT	FT	FTA	PCT	OFF	DEF	TOT	A	PF	D	ST	TO	BS	PTS	AVG
1960-61	79	—	1131	155	463	.335	76	140	.543	—	—	550	31	262	9	—	—	386	4.9
1961-62	64	—	908	152	422	.360	96	151	.636	—	—	399	33	179	7	—	—	400	6.3
TOTALS	143	—	2039	307	885	.347	172	291	.591	—	—	949	64	441	16	—	—	786	5.5

PLAYOFFS

G	GS	MIN	FG	FGA	PCT	FT	FTA	PCT	OFF	DEF	TOT	A	PF	D	ST	TO	BS	PTS	AVG
1960-61	8	—	176	24	78	.308	15	22	.682	—	—	85	12	25	1	—	—	63	7.9

HALIMON, SHALER

Utah State
Birthdate: Mar. 30, 1945

#26
Drafted: 1968, 1st round (14th overall) by 76ers

HT: 6-6

WT: 200

G	GS	MIN	FG	FGA	PCT	FT	FTA	PCT	OFF	DEF	TOT	A	PF	D	ST	TO	BS	PTS	AVG
1968-69	50	—	350	88	196	.449	10	32	.313	—	—	86	18	34	0	—	—	186	3.7

PLAYOFFS

G	GS	MIN	FG	FGA	PCT	FT	FTA	PCT	OFF	DEF	TOT	A	PF	D	ST	TO	BS	PTS	AVG
1968-69	1	—	2	1	2	.500	0	0	—	—	—	0	0	0	0	—	—	2	2.0

HALLIBURTON, JEFF

Drake
Birthdate: July 3, 1949

#42
Drafted: 1971, 3rd round (39th overall) by Atlanta

HT: 6-5

WT: 195

G	GS	MIN	FG	FGA	PCT	FT	FTA	PCT	OFF	DEF	TOT	A	PF	D	ST	TO	BS	PTS	AVG
1972-73	31	0	549	122	280	.436	50	66	.758	—	—	82	68	78	1	—	—	294	9.5

HAMILTON, ZENDON

St. John's (N.Y.)
Birthdate: April 29, 1975

#42
Drafted: Undrafted

HT: 6-11

WT: 240

G	GS	MIN	FG	FGA	PCT	FT	FTA	PCT	OFF	DEF	TOT	A	PF	D	ST	TO	BS	PTS	AVG	
2003-04	45	0	472	51	95	.537	67	96	.698	49	97	146	13	74	0	8	27	8	169	3.8
2005-06	1	0	3	0	1	.000	1	2	.500	0	0	0	0	1	0	1	0	0	1	1.0
TOTALS	46	0	475	51	96	.531	68	98	.694	49	97	147	13	75	0	9	27	8	170	3.7

ALL-TIME ROSTER



HANNUM, ALEX

USC

Birthdate: July 19, 1923

Drafted: 1948, by Indianapolis

HT: 6-7

WT: 225

	G	GS	MIN	FG	FGA	PCT	FT	FTA	PCT	OFF	DEF	TOT	A	PF	D	ST	TO	BS	PTS	AVG
1949-50	64	—	—	177	488	.363	128	186	.688	—	—	—	129	264	—	—	—	—	482	7.5
1950-51	63	—	—	182	494	.368	107	197	.543	—	—	301	119	271	16	—	—	—	471	7.5
TOTALS	127	—	—	359	982	.366	235	383	.614	—	—	301	248	535	16	—	—	—	953	7.5

PLAYOFFS

	G	GS	MIN	FG	FGA	PCT	FT	FTA	PCT	OFF	DEF	TOT	A	PF	D	ST	TO	BS	PTS	AVG
1949-50	11	—	—	38	86	.442	17	34	.500	—	—	—	10	50	—	—	—	—	93	8.5
1950-51	7	—	—	17	39	.436	8	10	.800	—	—	47	17	37	3	—	—	—	42	6.0
TOTALS	18	—	—	55	125	.440	25	44	.568	—	—	47	27	87	3	—	—	—	135	7.5

HARMON, JEROME

Louisville

Birthdate: Feb. 6, 1969

#40
Drafted: Undrafted

HT: 6-5

WT: 206

	G	GS	MIN	FG	FGA	PCT	FT	FTA	PCT	OFF	DEF	TOT	A	PF	D	ST	TO	BS	PTS	AVG
1994-95	10	0	158	21	53	.396	3	6	.500	9	14	23	12	12	0	9	7	0	46	4.6

3-PT. FG: 1994-95, 1-1 (1.000)

HARPRING, MATT

Georgia Tech

Birthdate: Feb. 6, 1969

#23
Drafted: 1998, 1st round (15th overall) by Orlando

HT: 6-7

WT: 231

	G	GS	MIN	FG	FGA	PCT	FT	FTA	PCT	OFF	DEF	TOT	A	PF	D	ST	TO	BS	PTS	AVG
2001-02	81	81	2541	386	838	.461	165	222	.743	203	370	573	107	201	1	70	127	5	958	11.8

3-PT. FG: 2001-02, 21-69 (.304)

PLAYOFFS

	G	GS	MIN	FG	FGA	PCT	FT	FTA	PCT	OFF	DEF	TOT	A	PF	D	ST	TO	BS	PTS	AVG
2001-02	5	5	119	22	44	.500	7	9	.778	13	13	26	7	12	0	5	5	0	51	10.2

HARRIS, LUCIOUS

Long Beach State
Birthdate: Dec. 18, 1970

#30
Drafted: 1993, 2nd round (28th overall) by Dallas

HT: 6-5

WT: 205

	G	GS	MIN	FG	FGA	PCT	FT	FTA	PCT	OFF	DEF	TOT	A	PF	D	ST	TO	BS	PTS	AVG
1996-97	54	3	813	112	294	.381	33	47	.702	27	44	71	50	45	0	24	39	0	217	3.6

3-PT. FG: 1996-97, 36-99 (.364)

HARRIS, TONY

New Orleans
Birthdate: May 13, 1967

#3
Drafted: Undrafted

HT: 6-3

WT: 190

	G	GS	MIN	FG	FGA	PCT	FT	FTA	PCT	OFF	DEF	TOT	A	PF	D	ST	TO	BS	PTS	AVG
1990-91	6	0	41	4	16	.250	2	4	.500	0	1	1	0	5	0	1	3	0	10	1.7

3-PT. FG: 1990-91, 0-2 (.000)

HARRISON, BOB

Michigan
Birthdate: Aug. 12, 1927

Drafted: 1949, by Minneapolis

HT: 6-1

WT: 190

	G	GS	MIN	FG	FGA	PCT	FT	FTA	PCT	OFF	DEF	TOT	A	PF	D	ST	TO	BS	PTS	AVG
1956-57*	66	—	1810	243	629	.386	93	130	.715	—	—	156	161	220	5	—	—	—	579	8.8
1957-58	72	—	1799	210	604	.348	97	122	.795	—	—	166	169	200	1	—	—	—	517	7.2
TOTALS	138	—	3609	453	1233	.367	190	252	.754	—	—	322	330	420	6	—	—	—	1096	7.9

PLAYOFFS

	G	GS	MIN	FG	FGA	PCT	FT	FTA	PCT	OFF	DEF	TOT	A	PF	D	ST	TO	BS	PTS	AVG
1956-57	5	—	133	12	45	.267	8	9	.889	—	—	13	15	21	1	—	—	—	32	6.4
1957-58	3	—	43	4	16	.250	2	3	.667	—	—	7	5	6	0	—	—	—	10	3.3
TOTALS	8	—	176	16	61	.262	10	12	.833	—	—	20	20	27	1	—	—	—	42	5.3

HAWES, SPENCER

WASHINGTON
Birthdate: Apr. 28, 1988

#00
Drafted: 2007, 1st round (10th overall) by Sacramento

HT: 7-1

WT: 245

	G	GS	MIN	FG	FGA	PCT	FT	FTA	PCT	OFF	DEF	TOT	A	PF	D	ST	TO	BS	PTS	AVG
2010-11	81	81	1718	264	568	.465	47	88	.534	129	336	465	121	201	2	29	97	71	584	7.2
2011-12	37	29	920	156	319	.489	40	55	.727	78	192	270	98	100	0	16	55	48	355	9.6
2012-13	82	40	2233	376	811	.464	122	157	.777	173	417	590	183	233	1	24	131	113	905	11.0
TOTALS	420	268	9966	1627	3482	.467	410	600	.683	741	1799	2540	753	1111	9	159	630	448	3777	9.0

3-PT. FG: 2010-11, 9-37 (.243); 2011-12, 3-12 (.250); 2012-13, 31-87 (.356); TOTALS, 43-136 (.316)

PLAYOFFS

	G	GS	MIN	FG	FGA	PCT	FT	FTA	PCT	OFF	DEF	TOT	A	PF	D	ST	TO	BS	PTS	AVG
2010-11	5	5	98	12	33	.364	2	4	.500	5	14	19	9	11	0	0	2	2	26	5.2
2011-12	13	12	332	50	108	.463	19	26	.731	18	68	86	21	32	0	4	22	11	121	9.3
TOTALS	18	17	430	62	141	.440	21	30	.700	23	82	105	30	43	0	4	24	13	147	8.2

3-PT. FG: 2010-11, 0-1 (.000); 2011-12, 2-5 (.400); TOTALS, 2-6 (.333)





HAWKINS, HERSEY

Bradley
Birthdate: Sept. 29, 1966

#33
Drafted: 1988, 1st round (6th overall) by LA Clippers

HT: 6-3

WT: 190

	G	GS	MIN	FG	FGA	PCT	FT	FTA	PCT	OFF	DEF	TOT	A	PF	D	ST	TO	BS	PTS	AVG
1988-89	79	79	2577	442	971	.455	241	290	.831	51	174	225	239	184	0	120	158	37	1196	15.1
1989-90	82	82	2856	522	1136	.460	387	436	.888	85	219	304	261	217	2	130	185	28	1515	18.5
1990-91	80	80	3110	590	1251	.472	479	550	.871	48	262	310	299	182	0	178	213	39	1767	22.1
1991-92	81	81	3013	521	1127	.462	403	461	.874	53	218	271	248	174	0	157	189	43	1536	19.0
1992-93	81	81	2977	551	1172	.470	419	487	.860	91	255	346	317	189	0	137	180	30	1643	20.3
TOTALS	403	403	14533	2626	5657	.464	1929	2224	.867	328	1128	1456	1364	946	2	722	925	177	7657	19.0

3-PT. FG: 1988-89, 71-166 (.428); 1989-90, 84-200 (.420); 1990-91, 108-270 (.400); 1991-92, 91-229 (.397); 1992-93, 122-307 (.397); TOTALS, 416-1172 (.406)

PLAYOFFS

	G	GS	MIN	FG	FGA	PCT	FT	FTA	PCT	OFF	DEF	TOT	A	PF	D	ST	TO	BS	PTS	AVG
1988-89	3	3	72	3	24	.125	2	2	1.000	1	4	5	4	6	0	3	3	1	8	2.7
1989-90	10	10	415	81	163	.497	59	63	.937	8	23	31	36	25	0	12	31	7	235	23.5
1990-91	8	8	329	47	101	.465	59	63	.937	8	38	46	27	29	1	20	16	10	167	20.9
TOTALS	21	21	816	131	288	.455	120	128	.938	17	65	82	67	60	1	35	50	18	410	19.5

3-PT. FG: 1988-89, 0-5 (.000); 1989-90, 14-36 (.389); 1990-91, 14-26 (.538); TOTALS, 28-67 (.418)

ALL-STAR GAME

	G	GS	MIN	FG	FGA	PCT	FT	FTA	PCT	OFF	DEF	TOT	A	PF	D	ST	TO	BS	PTS	AVG
1991	1	0	14	3	5	.600	0	0	---	0	0	0	1	1	0	0	1	0	6	6

3-PT. FG: 1991, 0-1 (.000)

HAYES, STEVE

Idaho State
Birthdate: Aug. 2, 1955

#31
Drafted: 1977, 4th round (76th overall) by New York

HT: 7-0

WT: 205

	G	GS	MIN	FG	FGA	PCT	FT	FTA	PCT	OFF	DEF	TOT	A	PF	D	ST	TO	BS	PTS	AVG
1984-85	11	0	101	10	18	.556	2	4	.500	11	23	34	1	19	0	1	2	4	22	2.0

HENDERSON, ALAN

Indiana
Birthdate: Dec. 2, 1972

#44
Drafted: 1995, 1st round, (16th overall) by Atlanta

HT: 6-9

WT: 240

	G	GS	MIN	FG	FGA	PCT	FT	FTA	PCT	OFF	DEF	TOT	A	PF	D	ST	TO	BS	PTS	AVG
2006-07	38	5	418	43	67	.642	33	47	.702	48	59	107	10	62	1	9	12	12	119	3.1

HENDERSON, DAVID

Duke
Birthdate: July 21, 1964

#3
Drafted: 1986, 3rd round (58th overall) by Washington

HT: 6-5

WT: 195

	G	GS	MIN	FG	FGA	PCT	FT	FTA	PCT	OFF	DEF	TOT	A	PF	D	ST	TO	BS	PTS	AVG
1987-88	22	1	351	47	116	.405	32	47	.681	11	24	35	34	41	0	12	40	5	126	5.7

3-PT. FG: 1987-88, 0-1 (.000)

HENDERSON, GERALD

Virginia Commonwealth
Birthdate: Jan 16, 1956

#12
Drafted: 1978, 3rd round (64th overall) by San Antonio

HT: 6-2

WT: 195

	G	GS	MIN	FG	FGA	PCT	FT	FTA	PCT	OFF	DEF	TOT	A	PF	D	ST	TO	BS	PTS	AVG
1987-88	69	3	1436	189	439	.431	136	168	.810	26	71	97	218	173	0	67	125	5	581	8.4
1988-89	65	0	986	144	348	.414	104	127	.819	17	51	68	140	121	1	42	73	3	425	6.5
TOTALS	134	3	2422	333	787	.423	240	295	.814	43	122	165	358	294	1	109	198	8	1006	7.5

3-PT. FG: 1987-88, 67-159 (.421); 1988-89, 33-107 (.308); TOTALS, 100-266 (.376)

PLAYOFFS

	G	GS	MIN	FG	FGA	PCT	FT	FTA	PCT	OFF	DEF	TOT	A	PF	D	ST	TO	BS	PTS	AVG
1988-89	3	—	69	10	25	.400	2	6	.333	3	4	7	5	10	0	2	5	0	24	8.0

3-PT. FG: 1987-88, 2-7 (.286)

HENDRICKSON, MARK

Washington State
Birthdate: June 23, 1974

#14
Drafted: 1996, 2nd round (31st overall) by 76ers

HT: 6-9

WT: 220

	G	GS	MIN	FG	FGA	PCT	FT	FTA	PCT	OFF	DEF	TOT	A	PF	D	ST	TO	BS	PTS	AVG
1996-97	29	1	301	32	77	.416	18	26	.692	35	57	92	3	32	1	10	14	4	85	2.9

3-PT. FG: 1996-97, 3-12 (.250)

HENNESSY, LARRY

Villanova
Birthdate: May 20, 1929

Drafted: Undrafted

HT: 6-3

WT: 185

	G	GS	MIN	FG	FGA	PCT	FT	FTA	PCT	OFF	DEF	TOT	A	PF	D	ST	TO	BS	PTS	AVG
1956-57	21	—	373	56	175	.320	23	32	.719	—	—	45	27	28	0	—	—	—	135	6.4

HENRY, AL

Wisconsin
Birthdate: Feb. 9, 1949

#26
Drafted: 1970, 1st round (12th overall) by 76ers

HT: 6-9

WT: 190

	G	GS	MIN	FG	FGA	PCT	FT	FTA	PCT	OFF	DEF	TOT	A	PF	D	ST	TO	BS	PTS	AVG
1970-71	6	—	26	1	6	.167	5	7	.714	—	—	11	0	1	0	—	—	—	7	1.2
1971-72	43	1	421	68	156	.436	51	73	.699	—	—	137	8	42	0	—	—	—	187	4.3
TOTALS	49	1	447	69	162	.426	56	80	.700	—	—	148	8	43	0	—	—	—	194	4.0

HETZEL, FRED

Davidson
Birthdate: July 21, 1942

#20
Drafted: 1965, 1st round (1st overall) by San Francisco

HT: 6-8

WT: 230

	G	GS	MIN	FG	FGA	PCT	FT	FTA	PCT	OFF	DEF	TOT	A	PF	D	ST	TO	BS	PTS	AVG
1969-70	63	—	757	156	323	.483	71	85	.835	—	—	207	44	110	3	—	—	—	383	6.1

ALL-TIME ROSTER



FRED HETZEL PLAYOFFS

	G	GS	MIN	FG	FGA	PCT	FT	FTA	PCT	OFF	DEF	TOT	A	PF	D	ST	TO	BS	PTS	AVG
1969-70	5	—	75	13	25	.520	9	11	.818	—	—	18	3	10	0	—	—	—	95	7.0

HEYMAN, ART

Duke
Birthdate: June 24, 1941

#35
Drafted: 1963, 1st round (54th overall) by New York

	G	GS	MIN	FG	FGA	PCT	FT	FTA	PCT	OFF	DEF	TOT	A	PF	D	ST	TO	BS	PTS	AVG
1965-66	6	—	20	3	9	.333	4	5	.800	—	—	4	4	4	0	—	—	—	10	1.7

HIGGINS, SEAN

Michigan
Birthdate: Dec. 30, 1968

#9
Drafted: 1990, 2nd round (54th overall) by San Antonio

	G	GS	MIN	FG	FGA	PCT	FT	FTA	PCT	OFF	DEF	TOT	A	PF	D	ST	TO	BS	PTS	AVG
1995-96	44	4	916	134	323	.415	35	37	.946	20	72	92	55	90	1	24	49	11	351	8.0

HILL, TYRONE

Xavier
Birthdate: Mar. 19, 1968

#40
Drafted: 1990, 1st round (11th overall) by Golden State

	G	GS	MIN	FG	FGA	PCT	FT	FTA	PCT	OFF	DEF	TOT	A	PF	D	ST	TO	BS	PTS	AVG
1998-99	21	6	587	72	150	.480	35	69	.507	64	89	153	18	77	2	16	35	8	179	8.5
1999-00	68	65	2155	318	656	.485	179	259	.691	220	405	625	52	243	3	64	124	27	815	12.0
2000-01	76	75	2363	278	587	.474	172	273	.630	239	448	687	48	242	2	37	127	27	728	9.6
2002-03	24	18	496	44	109	.404	21	35	.600	56	68	124	9	68	0	15	16	7	109	4.5
TOTALS	189	164	5601	712	1502	.474	407	636	.640	579	1010	1589	127	630	7	132	302	69	1831	9.7

3-PT. FG: 1998-99, 0-0 (.000); 1999-00, 0-1 (.000); 2000-01, 0-1 (.000); 2002-03, 0-0 (.000); TOTALS, 0-2 (.000)

TYRONE HILL PLAYOFFS

	G	GS	MIN	FG	FGA	PCT	FT	FTA	PCT	OFF	DEF	TOT	A	PF	D	ST	TO	BS	PTS	AVG
1998-99	8	1	196	19	39	.487	7	19	.368	19	40	59	0	33	1	3	6	2	45	5.6
1999-00	10	10	352	46	100	.460	31	44	.705	36	61	97	9	38	0	9	12	1	123	12.3
2000-01	23	23	742	65	159	.409	36	53	.679	54	114	168	10	80	0	13	26	12	166	7.2
2002-03	10	0	141	12	19	.632	4	4	1.000	12	16	28	2	29	0	1	6	1	28	2.8
TOTALS	51	34	1431	142	317	.448	78	120	.650	121	231	352	21	180	1	26	50	16	362	7.1

3-PT. FG: 1999-00, 0-1 (.000); 2000-01, 0-1 (.000); TOTALS, 0-2 (.000)

HINSON, ROY

Rutgers
Birthdate: May 2, 1961

#23
Drafted: 1983, 1st round (20th overall) by Cleveland

	G	GS	MIN	FG	FGA	PCT	FT	FTA	PCT	OFF	DEF	TOT	A	PF	D	ST	TO	BS	PTS	AVG
1986-87	76	58	2489	393	823	.478	273	360	.758	150	338	488	60	281	4	45	148	161	1059	13.9
1987-88	29	10	845	123	272	.452	89	124	.718	53	116	169	27	90	3	24	63	68	335	11.6
TOTALS	105	68	3334	516	1095	.471	362	484	.748	203	454	657	87	371	7	69	211	229	1394	13.3

3-PT. FG: 1986-87, 0-1 (.000); 1987-88, 0-1 (.000); TOTALS, 0-2 (.000)

PLAYOFFS

	G	GS	MIN	FG	FGA	PCT	FT	FTA	PCT	OFF	DEF	TOT	A	PF	D	ST	TO	BS	PTS	AVG
1986-87	5	0	159	31	52	.596	24	38	.632	6	17	23	3	18	0	4	2	10	86	17.2

HOLIDAY, JRUE

UCLA
Birthdate: June 12, 1990

#11
Drafted: 2009, 1st round (17th overall) by Philadelphia

	G	GS	MIN	FG	FGA	PCT	FT	FTA	PCT	OFF	DEF	TOT	A	PF	D	ST	TO	BS	PTS	AVG
2009-10	73	51	1767	230	520	.442	65	86	.756	56	135	191	280	153	0	79	156	18	587	8.0
2010-11	82	82	2901	446	999	.446	172	209	.823	68	264	332	531	203	3	120	218	29	1145	14.0
2011-12	65	65	2196	360	834	.432	94	120	.783	57	155	212	290	137	2	103	135	18	879	13.5
2012-13	78	78	2926	555	1288	.431	182	242	.752	89	240	329	625	170	2	123	292	32	1383	17.7
TOTALS	298	276	9789	1591	3641	.437	513	657	.781	270	794	1064	1726	663	7	425	801	97	3994	13.4

3-PT. FG: 2009-10, 62-159 (.390); 2010-11, 81-222, (.365); 2011-12, 65-171 (.380); 2012-13, 91-247 (.368); TOTALS, 299-799 (.374)

PLAYOFFS

	G	GS	MIN	FG	FGA	PCT	FT	FTA	PCT	OFF	DEF	TOT	A	PF	D	ST	TO	BS	PTS	AVG
2010-11	5	5	188	24	58	.414	112	15	.800	3	16	19	28	10	0	10	11	2	71	14.2
2011-12	13	13	494	74	179	.413	38	44	.864	17	44	61	67	24	0	20	26	8	206	15.8
TOTALS	18	18	682	98	237	.414	50	59	.847	20	60	80	95	34	0	30	37	10	277	15.4

3-PT. FG: 2010-11, 11-21 (.524); 2011-12, 20-49 (.408); 31-70 (.443)

HOLIDAY, JUSTIN

Washington
Birthdate: April 5, 1989

#14
Drafted: Undrafted

	G	GS	MIN	FG	FGA	PCT	FT	FTA	PCT	OFF	DEF	TOT	A	PF	D	ST	TO	BS	PTS	AVG
1965-66	9	0	142	16	48	.333	6	8	.750	0	14	14	15	7	0	3	9	6	42	4.7

3-PT. FG: 2012-13, 4-16 (.250)





HOLLINS, LIONEL

Arizona State
Birthdate: Oct 19, 1953

#9
Drafted: 1975, 1st round (6th overall) by Portland

	G	GS	MIN	FG	FGA	PCT	FT	FTA	PCT	OFF	DEF	TOT	A	PF	D	ST	TO	BS	PTS	AVG
1979-80	27	26	796	130	313	.415	67	87	.770	24	45	69	112	68	0	46	68	9	329	12.2
1980-81	82	13	2154	327	696	.470	125	171	.731	47	144	191	352	205	2	104	207	18	781	9.5
1981-82	81	81	2257	380	797	.477	132	188	.702	35	152	187	316	198	1	103	146	20	894	11.0
TOTALS	190	120	5207	837	1806	.463	324	446	.726	106	341	447	780	471	3	253	421	47	2004	10.5

3-PT. FG: 1979-80, 0-10 (.200); 1980-81, 2-15 (.133); 1981-82, 2-16 (.125); TOTALS, 6-41 (.146)

	G	GS	MIN	FG	FGA	PCT	FT	FTA	PCT	OFF	DEF	TOT	A	PF	D	ST	TO	BS	PTS	AVG
1979-80	18	—	618	97	233	.416	54	68	.794	17	54	71	113	49	0	27	46	3	248	13.8
1980-81	16	16	490	67	152	.441	29	37	.784	8	26	34	65	42	0	17	19	1	163	10.2
1981-82	8	2	114	15	49	.306	4	6	.667	1	8	9	25	11	0	9	13	1	34	4.3
TOTALS	42	18	1222	179	434	.412	87	111	.784	26	88	114	203	102	0	53	78	5	445	10.6

3-PT. FG: 1979-80, 0-10 (.000); 1980-81, 0-1 (.000); 1981-82, 0-1 (.000); TOTALS, 0-12 (.000)

HOLUP, JOE

George Washington
Birthdate: Feb. 26, 1934

Drafted: 1956, by Syracuse

	G	GS	MIN	FG	FGA	PCT	FT	FTA	PCT	OFF	DEF	TOT	A	PF	D	ST	TO	BS	PTS	AVG
1956-57	71	—	1284	160	487	.329	204	253	.806	—	—	279	84	177	5	—	—	—	524	7.4
1957-58*	53	—	740	91	278	.327	71	94	.755	—	—	221	36	99	2	—	—	—	253	4.8
TOTALS	124	—	2024	251	765	.328	275	347	.793	—	—	500	120	276	7	—	—	—	777	6.3

PLAYOFFS

	G	GS	MIN	FG	FGA	PCT	FT	FTA	PCT	OFF	DEF	TOT	A	PF	D	ST	TO	BS	PTS	AVG
1956-57	5	—	88	6	28	.214	8	12	.667	—	—	20	1	3	0	—	—	—	20	4.0

HONEYCUTT, JERALD

Tulane
Birthdate: Oct. 20, 1974

#25
Drafted: 1997, 2nd round (39th overall) by Milwaukee

	G	GS	MIN	FG	FGA	PCT	FT	FTA	PCT	OFF	DEF	TOT	A	PF	D	ST	TO	BS	PTS	AVG
1998-99	13	0	90	7	27	.259	20	25	.750	3	8	11	3	10	0	4	8	2	25	1.9

3-PT. FG: 1998-99, 5-14 (.357)

PLAYOFFS

	G	GS	MIN	FG	FGA	PCT	FT	FTA	PCT	OFF	DEF	TOT	A	PF	D	ST	TO	BS	PTS	AVG
1998-99	6	0	12	1	5	.200	0	0	---	1	0	1	0	3	0	0	1	0	2	0.3

3-PT. FG: 1998-99, 0-3 (.000)

HOPKINS, BOB

Grambling State
Birthdate: Nov. 3, 1934

Drafted: 1956, by Syracuse

	G	GS	MIN	FG	FGA	PCT	FT	FTA	PCT	OFF	DEF	TOT	A	PF	D	ST	TO	BS	PTS	AVG
1956-57	62	—	764	130	343	.379	94	126	.746	—	—	233	22	106	0	—	—	—	354	5.7
1957-58	69	—	1224	221	554	.399	123	161	.764	—	—	392	45	162	5	—	—	—	565	8.2
1958-59	67	—	1518	246	611	.403	176	234	.752	—	—	436	67	181	5	—	—	—	668	10.0
1959-60	75	—	1616	257	660	.389	166	174	.782	—	—	465	55	193	4	—	—	—	650	8.7
TOTALS	273	—	5122	854	2168	.394	529	695	.761	—	—	1526	189	642	14	—	—	—	2237	8.2

PLAYOFFS

	G	GS	MIN	FG	FGA	PCT	FT	FTA	PCT	OFF	DEF	TOT	A	PF	D	ST	TO	BS	PTS	AVG
1956-57	5	—	73	9	25	.360	10	15	.667	—	—	19	2	14	1	—	—	—	28	5.6
1957-58	3	—	39	4	16	.250	4	6	.667	—	—	14	0	7	0	—	—	—	12	4.0
1958-59	9	—	203	23	68	.338	28	34	.824	—	—	60	9	33	1	—	—	—	74	8.2
1959-60	1	—	19	2	8	.250	3	3	1.000	—	—	6	0	3	0	—	—	—	7	7.0
TOTALS	18	—	334	38	117	.325	45	58	.776	—	—	99	11	57	2	—	—	—	121	6.7

HOPPEN, DAVE

Nebraska
Birthdate: Mar. 13, 1964

#40
Drafted: 1987, 3rd round (65th overall) by Atlanta

	G	GS	MIN	FG	FGA	PCT	FT	FTA	PCT	OFF	DEF	TOT	A	PF	D	ST	TO	BS	PTS	AVG
1990-91	11	0	43	6	12	.500	8	12	.667	4	5	9	0	11	0	1	1	0	20	1.8
1991-92	11	0	40	2	7	.286	5	10	.500	1	9	10	2	6	0	0	3	0	9	0.8
TOTALS	22	0	83	8	19	.421	13	22	.591	5	14	19	2	17	0	1	4	0	29	1.3

3-PT. FG: 1990-91, 0-1 (.000); TOTALS, 0-1 (.000)

PLAYOFFS

	G	GS	MIN	FG	FGA	PCT	FT	FTA	PCT	OFF	DEF	TOT	A	PF	D	ST	TO	BS	PTS	AVG
1990-91	3	0	9	3	3	1.000	0	2	.000	0	3	3	0	1	0	0	0	0	6	2.0

3-PT. FG: 1987-88, 2-7 (.286)

HORNACEK, JEFF

Iowa State
Birthdate: May 3, 1963

#14
Drafted: 1986, 2nd round (46th overall) by Phoenix

	G	GS	MIN	FG	FGA	PCT	FT	FTA	PCT	OFF	DEF	TOT	A	PF	D	ST	TO	BS	PTS	AVG
1992-93	79	78	2860	582	1239	.470	250	289	.865	84	258	342	548	203	2	131	222	21	1511	19.1
1993-94	53	53	1994	325	715	.455	178	204	.873	41	171	212	315	115	0	95	138	10	880	16.6
TOTALS	132	131	4854	907	1954	.464	428	493	.868	125	429	554	863	318	2	226	360	31	2391	18.1

3-PT. FG: 1992-93, 97-249 (.390); 1993-94, 52-166 (.313); TOTALS, 149-415 (.359)

HOWELL, BAILEY

Mississippi State
Birthdate: Jan. 20, 1937

#16
Drafted: 1959, 1st round (2nd overall) by Detroit

	G	GS	MIN	FG	FGA	PCT	FT	FTA	PCT	OFF	DEF	TOT	A	PF	D	ST	TO	BS	PTS	AVG
1970-71	82	—	1589	324	686	.472	230	315	.730	—	—	441	115	234	2	—	—	—	878	10.7

ALL-TIME ROSTER



BAILEY HOWELL PLAYOFFS

	G	GS	MIN	FG	FGA	PCT	FT	FTA	PCT	OFF	DEF	TOT	A	PF	D	ST	TO	BS	PTS	AVG
1970-71	7		122	19	45	.422	9	13	.769	—	—	12	11	22	0	—	—	—	48	6.9

HUGHES, LARRY

St. Louis
Birthdate: Jan. 23, 1979

#21
Drafted: 1998, 1st round (8th overall) by 76ers

	G	GS	MIN	FG	FGA	PCT	FT	FTA	PCT	OFF	DEF	TOT	A	PF	D	ST	TO	BS	PTS	AVG
1998-99	50	1	988	170	414	.411	107	151	.709	83	106	189	77	97	0	44	68	14	455	9.1
1999-00	50	5	1018	192	461	.416	106	142	.746	52	107	159	75	94	0	54	95	12	501	10.0
TOTALS	100	6	2006	362	875	.414	213	293	.727	135	213	348	152	191	0	98	163	26	956	9.6

3-PT FG: 1998-99, 8-52 (.019); 1999-00, 11-51 (.216); TOTALS, 19-103 (.184)

PLAYOFFS

	G	GS	MIN	FG	FGA	PCT	FT	FTA	PCT	OFF	DEF	TOT	A	PF	D	ST	TO	BS	PTS	AVG
1998-99	8	0	198	31	77	.403	20	24	.833	17	20	37	16	21	0	15	12	9	82	10.3

3-PT FG: 1998-99, 0-7 (.000)

HUNTER, STEVEN

DePaul
Birthdate: Oct. 31, 1981

#45
Drafted: 2001, 1st round (15th overall) by Orlando

	G	GS	MIN	FG	FGA	PCT	FT	FTA	PCT	OFF	DEF	TOT	A	PF	D	ST	TO	BS	PTS	AVG
2005-06	69	35	1312	175	291	.601	71	138	.514	110	161	271	17	120	0	12	64	76	421	6.1
2006-07	70	41	1605	188	326	.577	74	151	.490	114	221	335	26	137	1	13	65	76	450	6.4
TOTALS	139	76	2917	363	617	.588	145	289	.502	224	382	606	43	257	1	25	129	152	871	6.3

IAVARONI, MARC

Virginia
Birthdate: Sept. 15, 1956

#8
Drafted: 1978, 3rd round (55th overall) by New York

	G	GS	MIN	FG	FGA	PCT	FT	FTA	PCT	OFF	DEF	TOT	A	PF	D	ST	TO	BS	PTS	AVG
1982-83	80	77	1612	163	353	.462	78	113	.690	117	212	329	83	238	0	32	133	44	404	5.1
1983-84	78	71	1532	149	322	.463	97	131	.740	91	219	310	95	222	1	36	124	55	395	5.1
1984-85	12	10	156	12	31	.387	6	6	1.000	11	18	29	6	24	0	4	16	3	30	2.5
TOTALS	170	158	3300	324	706	.459	181	250	.724	219	449	668	184	484	1	72	273	102	829	4.9

3-PT FG: 1982-83, 0-2 (.000); 1983-84, 0-2 (.000); TOTALS, 0-4 (.000)

PLAYOFFS

	G	GS	MIN	FG	FGA	PCT	FT	FTA	PCT	OFF	DEF	TOT	A	PF	D	ST	TO	BS	PTS	AVG
1982-83	13	—	283	29	52	.558	9	18	.500	22	35	57	19	42	1	8	13	7	67	5.2
1983-84	4	—	4	7	15	.467	7	8	.875	3	5	8	3	18	1	1	5	1	22	4.5
TOTALS	17	—	287	36	67	.537	16	26	.615	25	40	65	22	60	2	9	18	8	89	5.2

3-PT FG: 1983-84, 1-2 (.500)

IGUODALA, ANDRE

Arizona
Birthdate: Jan. 28, 1984

#4, 9
Drafted: 2004, 1st round (9th overall) by 76ers

	G	GS	MIN	FG	FGA	PCT	FT	FTA	PCT	OFF	DEF	TOT	A	PF	D	ST	TO	BS	PTS	AVG
2004-05	82	82	2686	269	546	.493	156	210	.743	89	375	464	246	204	2	138	139	48	741	9.0
2005-06	82	82	3086	344	688	.500	263	349	.754	117	364	481	255	198	4	135	153	21	1007	12.3
2006-07	76	76	3062	443	991	.447	452	551	.820	77	357	434	432	200	0	152	261	33	1386	18.2
2007-08	82	82	3242	582	1277	.456	365	506	.721	85	361	446	391	187	1	171	214	49	1630	19.9
2008-09	82	82	3269	542	1147	.473	377	521	.724	92	379	471	434	152	1	131	222	36	1541	18.8
2009-10	82	82	3193	496	1120	.443	315	430	.733	82	447	529	472	145	0	141	218	55	1401	17.1
2010-11	67	67	2469	338	759	.445	208	300	.693	61	326	387	422	109	0	101	138	38	945	14.1
2011-12	62	62	2209	287	632	.454	121	196	.617	56	325	381	339	92	0	107	115	30	771	12.4
TOTALS	615	615	23216	3301	7160	.461	2257	3063	.737	659	2934	3593	2991	1287	8	1076	1460	310	9422	15.3

3-PT FG: 2004-05, 47-142 (.331); 2005-06, 56-158 (.354); 2006-07, 48-155 (.310); 2007-08, 101-307 (.329); 2008-09, 80-261 (.307); 2009-10, 94-303 (.310); 2010-11, 61-181 (.337); 2011-12, 76-193 (.394); TOTALS, 563-1700 (.331)

PLAYOFFS

	G	GS	MIN	FG	FGA	PCT	FT	FTA	PCT	OFF	DEF	TOT	A	PF	D	ST	TO	BS	PTS	AVG
2004-05	5	5	192	20	43	.465	6	12	.500	8	15	23	15	12	0	14	5	5	49	9.8
2007-08	6	6	234	23	69	.333	31	43	.721	6	23	29	30	11	0	13	26	1	79	13.2
2008-09	6	6	269	44	98	.449	30	46	.652	6	32	38	40	9	0	11	24	0	129	21.5
2010-11	5	5	182	22	52	.423	10	14	.714	7	28	35	34	16	0	5	14	2	57	11.4
2011-12	13	13	505	58	151	.384	33	56	.589	17	57	74	48	32	0	19	19	5	168	12.9
TOTALS	35	35	1382	167	413	.404	110	171	.643	44	155	199	167	80	0	62	88	13	482	13.8

3-PT FG: 2004-05, 3-9 (.333); 2007-08, 2-14 (.143); 2008-09, 11-28 (.393); 2010-11, 3-14 (.214); 2011-12, 19-49 (.388); TOTALS, 38-114 (.333)

IMHOFF, DARRALL

California
Birthdate: Oct. 11, 1938

#18
Drafted: 1960, 1st round (3rd overall) by New York

	G	GS	MIN	FG	FGA	PCT	FT	FTA	PCT	OFF	DEF	TOT	A	PF	D	ST	TO	BS	PTS	AVG
1968-69	82	—	2360	279	593	.470	194	325	.597	—	—	792	218	310	12	—	—	—	752	9.2
1969-70	79	—	2474	430	796	.540	215	331	.650	—	—	754	211	294	7	—	—	—	1075	13.6
TOTALS	161	—	4834	709	1389	.510	409	656	.623	—	—	1546	429	604	19	—	—	—	1827	11.3

PLAYOFFS

	G	GS	MIN	FG	FGA	PCT	FT	FTA	PCT	OFF	DEF	TOT	A	PF	D	ST	TO	BS	PTS	AVG
1968-69	5	—	191	33	66	.500	25	38	.658	—	—	82	12	24	1	—	—	—	91	18.2
1969-70	5	—	138	22	48	.458	1	7	.143	—	—	35	11	23	0	—	—	—	45	9.0
TOTALS	10	—	329	55	114	.482	26	45	.578	—	—	117	23	47	1	—	—	—	136	13.6





IVERSON, ALLEN

Georgetown
Birthdate: June 7, 1975

#3 HT: 6-0 WT: 165
Drafted: 1996, 1st round (1st overall) by 76ers

	G	GS	MIN	FG	FGA	PCT	FT	FTA	PCT	OFF	DEF	TOT	A	PF	D	S	TO	B	PTS	AVG
1996-97	76	74	3045	625	1504	.416	382	544	.702	115	197	312	567	233	5	157	337	24	1787	23.5
1997-98	80	80	3150	649	1407	.461	390	535	.729	86	210	296	494	200	2	176	244	25	1758	22.0
1998-99	48	48	1990	435	1056	.412	356	474	.751	66	170	236	223	98	0	110	167	7	1284	26.8
1999-00	70	70	2853	729	1733	.421	442	620	.713	71	196	267	328	162	1	144	230	5	1989	28.4
2000-01	71	71	2979	762	1813	.420	585	719	.814	50	223	273	325	147	0	178	237	20	2207	31.1
2001-02	60	59	2622	665	1669	.398	475	585	.812	44	225	269	331	102	0	168	237	13	1883	31.4
2002-03	82	82	3485	804	1940	.414	570	736	.774	68	276	344	454	149	2	225	286	13	2262	27.6
2003-04	48	47	2040	435	1125	.387	339	455	.745	34	144	178	324	87	0	115	209	5	1266	26.4
2004-05	25	25	1174	221	518	.424	656	786	.835	51	248	299	596	140	1	180	344	9	2302	30.7
2005-06	72	72	3103	815	1822	.447	675	829	.814	44	188	232	532	121	0	140	248	10	2377	33.0
2006-07	15	15	640	151	366	.413	154	174	.885	7	34	41	109	21	0	33	66	1	468	31.2
2009-10	25	24	798	121	290	.417	98	119	.824	15	60	75	102	42	0	18	57	2	348	13.1
TOTALS	722	717	29879	6962	16543	.421	5122	6576	.779	651	2171	2822	4385	1458	11	1644	2662	134	19931	27.6

3-PT. FG: 1996-97, 155-455 (.341); 1997-98, 70-235 (.298); 1998-99, 58-199 (.291); 1999-2000, 89-261 (.341); 2000-01, 98-306 (.320); 2001-02, 78-268 (.291); 2002-03, 84-303 (.277); 2003-04, 57-199 (.286); 2004-05, 104-338 (.308); 2005-06, 72-223 (.323); 2006-07, 12-53 (.226); 2009-10, 8-24 (.333); TOTALS, 885-2864 (.309)

PLAYOFFS

	G	GS	MIN	FG	FGA	PCT	FT	FTA	PCT	OFF	DEF	TOT	A	PF	D	S	TO	B	PTS	AVG
1998-99	8	8	358	88	214	.411	37	52	.712	14	19	33	39	19	0	20	24	2	228	28.5
1999-00	10	10	444	91	237	.384	68	92	.739	14	26	40	45	24	0	12	32	1	262	26.2
2000-01	22	22	1016	27	661	.389	161	208	.774	15	89	104	134	55	0	52	63	7	723	32.9
2001-02	5	5	209	45	118	.381	51	63	.610	1	17	18	21	8	0	13	12	0	150	30.0
2002-03	12	12	557	137	329	.416	87	118	.737	11	41	52	89	25	0	29	47	1	380	31.7
2004-05	5	5	238	59	126	.468	26	29	.897	0	11	11	50	12	0	10	21	2	156	31.2
TOTALS	62	62	2822	677	1685	.402	430	562	.765	55	203	258	378	143	0	136	199	13	1899	30.6

3-PT. FG: 1998-99, 15-53 (.283); 1999-00, 12-39 (.308); 2000-01, 48-142 (.338); 2001-02, 9-27 (.333); 2002-03, 19-55 (.345); 2004-05, 12-29 (.414); TOTALS, 115-345 (.333)

ALL-STAR GAME

	G	GS	MIN	FG	FGA	PCT	FT	FTA	PCT	OFF	DEF	TOT	A	PF	D	S	TO	B	PTS	AVG
2000	1	1	28	10	18	.556	4	5	.800	2	0	2	9	0	0	2	5	0	26	—
2001	1	1	27	9	21	.429	6	6	1.000	0	2	2	5	0	0	4	4	0	25	—
2002	1	1	25	2	9	.222	1	2	.500	1	3	4	3	0	0	0	2	0	5	—
2003	1	1	41	13	23	.565	8	9	.889	3	2	5	7	2	0	5	6	0	35	—
2004	1	1	23	1	6	.167	1	4	.250	0	1	1	11	3	0	0	4	0	3	—
2005	1	1	32	4	13	.308	7	7	1.000	0	4	4	9	0	0	5	7	0	15	—
2006	1	1	26	5	14	.357	2	4	.500	0	2	2	2	0	0	0	3	0	12	—
TOTALS	7	7	202	44	104	.423	29	37	.784	6	14	20	46	5	0	16	31	0	121	17.3

3-PT FG: 2000, 2-2 (1.000); 2001, 1-1 (1.000); 2003, 1-3 (.333); 2005, 0-0 (---); 2006, 0-0 (---); TOTALS, 4-6 (.667)

IVEY, ROYAL

Texas
Birthdate: Dec. 20, 1981

#12, 7 HT: 6-4 WT: 215
Drafted: 2004, 2nd round (37th overall) by Atlanta

	G	GS	MIN	FG	FGA	PCT	FT	FTA	PCT	OFF	DEF	TOT	A	PF	D	ST	TO	BS	PTS	AVG
2008-09	71	0	861	69	208	.332	34	43	.791	19	57	76	43	76	0	36	23	7	211	3.0
2009-10	26	0	236	26	55	.473	6	7	.857	5	21	26	17	25	0	10	5	2	70	2.7
2012-13	53	5	698	62	144	.431	9	16	.563	16	41	57	32	73	0	23	20	3	170	3.2
TOTALS	150	5	1795	157	407	.386	49	66	.742	40	119	159	92	174	0	69	48	12	451	3.0

3-PT FG: 2008-09, 39-114 (.342); 2009-10, 12-24 (.500); 2012-13, 37-88 (.420); TOTALS, 88-226 (.389)

PLAYOFFS

	G	GS	MIN	FG	FGA	PCT	FT	FTA	PCT	OFF	DEF	TOT	A	PF	D	ST	TO	BS	PTS	AVG
2008-09	6	0	45	3	11	.273	3	4	.750	1	3	4	0	6	0	3	0	0	11	1.8

3-PT FG: 2008-09, 2-7 (.286)

JACKSON, JAREN

Georgetown
Birthdate: Oct. 27, 1967

#30 HT: 6-6 WT: 190
Drafted: Undrafted

	G	GS	MIN	FG	FGA	PCT	FT	FTA	PCT	OFF	DEF	TOT	A	PF	D	ST	TO	BS	PTS	AVG
1994-95	21	1	257	25	68	.368	16	24	.667	18	24	42	19	33	0	9	17	5	70	3.3

3-PT. FG: 1994-95, 4-15 (.267)

JACKSON, JIMMY

Ohio State
Birthdate: Oct. 14, 1970

#2 HT: 6-6 WT: 220
Drafted: 1993, 1st round (4th overall) by Dallas

	G	GS	MIN	FG	FGA	PCT	FT	FTA	PCT	OFF	DEF	TOT	A	PF	D	ST	TO	BS	PTS	AVG
1997-98	48	47	1788	246	535	.460	126	154	.818	69	158	227	223	112	0	41	145	6	657	13.7

3-PT.FG: 1997-98, 39-112 (.348)

JACKSON, LUKE

Pan American
Birthdate: Oct. 31, 1941

#54 HT: 6-9 WT: 250
Drafted: 1964, 1st round (4th overall) by 76ers

	G	GS	MIN	FG	FGA	PCT	FT	FTA	PCT	OFF	DEF	TOT	A	PF	D	ST	TO	BS	PTS	AVG
1964-65	76	—	2590	419	1013	.414	288	404	.713	—	—	980	93	251	4	—	—	—	1126	14.8
1965-66	79	—	1966	246	614	.401	158	214	.738	—	—	676	132	216	2	—	—	—	650	8.2
1966-67	81	—	2377	386	882	.438	198	261	.759	—	—	724	114	276	6	—	—	—	970	12.0
1967-68	82	—	2570	401	927	.433	166	231	.719	—	—	872	139	287	6	—	—	—	968	11.8
1968-69	25	—	840	145	332	.437	69	97	.711	—	—	286	54	102	3	—	—	—	359	14.4
1969-70	37	—	583	71	181	.392	60	81	.741	—	—	198	50	80	0	—	—	—	202	5.5
1970-71	79	40	1774	199	529	.376	131	189	.693	—	—	568	148	211	3	—	—	—	529	6.7
1971-72	63	22	1083	137	346	.396	92	133	.692	—	—	309	88	141	1	—	—	—	366	5.8
TOTALS	522	62	13783	2004	4824	.415	1162	1610	.720	—	—	4613	818	1564	25	—	—	—	5170	9.9

ALL-TIME ROSTER



LUKE JACKSON PLAYOFFS

	G	GS	MIN	FG	FGA	PCT	FT	FTA	PCT	OFF	DEF	TOT	A	PF	D	ST	TO	BS	PTS	AVG
1964-65	11	—	321	44	130	.338	25	32	.781	—	—	79	24	31	0	—	—	—	113	10.3
1965-66	5	—	163	21	49	.429	18	22	.818	—	—	44	8	21	2	—	—	—	60	12.0
1966-67	15	—	543	64	161	.398	37	51	.725	—	—	176	30	47	1	—	—	—	165	11.0
1967-68	13	—	432	62	158	.392	24	35	.686	—	—	115	16	59	3	—	—	—	148	11.4
1969-70	5	—	73	9	19	.474	2	2	1.000	—	—	33	3	11	1	—	—	—	20	4.0
1970-71	7	—	160	16	38	.421	7	10	.700	—	—	61	11	17	0	—	—	—	39	5.6
TOTALS	56	—	1692	216	555	.389	113	152	.743	—	—	508	92	186	7	—	—	—	545	9.7

ALL-STAR GAME

	G	GS	MIN	FG	FGA	PCT	FT	FTA	PCT	OFF	DEF	R	A	PF	D	ST	TO	BS	PTS	AVG
1965	1	1	15	1	5	.400	1	2	.500	—	—	1	1	4	0	—	—	—	5	5

JACKSON, MARC

Temple Birthdate: Jan. 16, 1975 #25 Drafted: 1997, 2nd round (38th overall) by Golden St. HT: 6-10 WT: 253

	G	GS	MIN	FG	FGA	PCT	FT	FTA	PCT	OFF	DEF	TOT	A	PF	D	ST	TO	BS	PTS	AVG
2003-04	22	13	598	71	171	.415	64	81	.790	45	81	126	18	45	0	12	24	6	206	9.4
2004-05	81	23	1976	340	731	.465	289	349	.818	184	222	406	81	171	0	32	131	18	969	12.0
TOTALS	103	36	2574	411	902	.456	353	430	.821	229	303	532	99	216	0	44	155	24	1175	11.4

3-PT. FG: 2003-04, 0-1 (.000); 2004-05, 0-2 (.000); TOTALS, 0-3 (.000)

PLAYOFFS

	G	GS	MIN	FG	FGA	PCT	FT	FTA	PCT	OFF	DEF	TOT	A	PF	D	ST	TO	BS	PTS	AVG
2004-05	5	0	65	5	20	.250	7	11	.636	3	5	8	0	9	0	2	6	2	17	3.4

3-PT. FG: 2004-05, 0-0 (—)

JAMES, TIM

Miami (Fla.) Birthdate: Dec. 25, 1976 #25 Drafted: 1999, 1st round (25th overall) by Miami HT: 6-7 WT: 214

	G	GS	MIN	FG	FGA	PCT	FT	FTA	PCT	OFF	DEF	TOT	A	PF	D	ST	TO	BS	PTS	AVG
2001-02	9	0	41	5	13	.385	2	6	.333	5	2	7	1	5	0	0	3	1	12	1.3

JENKINS, CHARLES

Hofstra Birthdate: Feb. 28, 1989 #31 Drafted: 2011, 2nd round (44th overall) by Golden State HT: 6-3 WT: 220

	G	GS	MIN	FG	FGA	PCT	FT	FTA	PCT	OFF	DEF	TOT	A	PF	D	ST	TO	BS	PTS	AVG
2012-13	12	1	150	14	38	.368	2	4	.500	3	8	11	16	4	0	6	2	1	30	2.5

JOHNSON, CLEMON

Florida A&M Birthdate: Sept. 12, 1956 #45 Drafted: 1978, 2nd round (44th overall) by Portland HT: 6-10 WT: 240

	G	GS	MIN	FG	FGA	PCT	FT	FTA	PCT	OFF	DEF	TOT	A	PF	D	ST	TO	BS	PTS	AVG
1982-83	32	4	698	91	182	.500	34	58	.586	75	130	205	24	84	1	16	36	29	216	6.8
1983-84	80	10	1721	193	412	.468	69	113	.611	131	267	398	55	205	1	35	95	65	455	5.7
1984-85	58	0	875	117	235	.498	36	49	.735	92	129	221	33	112	0	15	43	44	270	4.7
1985-86	75	2	1069	105	223	.471	51	81	.630	106	149	255	15	129	0	23	38	62	261	3.5
TOTALS	245	16	4363	506	1052	.481	190	301	.631	404	675	1079	127	530	2	89	212	200	1202	4.9

3-PT. FG: 1982-83, 0-1 (.000); 1984-85, 0-1 (.000); TOTALS, 0-2 (.000)

CLEMON JOHNSON PLAYOFFS

	G	GS	MIN	FG	FGA	PCT	FT	FTA	PCT	OFF	DEF	TOT	A	PF	D	ST	TO	BS	PTS	AVG
1982-83	12	—	202	25	49	.510	0	4	.000	21	22	43	7	28	0	4	12	5	50	4.2
1983-84	5	—	45	4	12	.333	0	—	—	3	3	6	0	8	0	1	3	4	8	1.6
1984-85	13	—	165	13	33	.394	16	21	.762	17	19	36	2	32	0	3	13	6	42	3.2
1985-86	12	—	303	29	53	.547	16	25	.640	23	37	60	8	35	0	11	10	15	74	6.2
TOTALS	42	—	715	71	147	.483	32	50	.640	64	81	145	17	103	0	19	38	30	174	4.1

3-PT. FG: 1984-85, 0-1 (.000)

JOHNSON, GEORGE

St. John's Birthdate: Dec. 8, 1956 #12 Drafted: 1978, 1st round (12th overall) by Milwaukee HT: 6-7 WT: 210

	G	GS	MIN	FG	FGA	PCT	FT	FTA	PCT	OFF	DEF	TOT	A	PF	D	ST	TO	BS	PTS	AVG
1984-85	55	3	756	107	263	.407	49	56	.875	48	116	164	38	99	0	31	49	16	264	4.8

3-PT. FG: 1984-85, 1-1 (1.000)

PLAYOFFS

	G	GS	MIN	FG	FGA	PCT	FT	FTA	PCT	OFF	DEF	TOT	A	PF	D	ST	TO	BS	PTS	AVG
1984-85	5	0	24	5	8	.625	0	0	—	3	4	7	0	2	0	0	1	0	11	2.2

3-PT. FG: 1984-85, 1-1 (1.000)

JOHNSON, OLLIE

Temple Birthdate: May 11, 1949 #18 Drafted: 1972, 2nd round (30th overall) by Portland HT: 6-6 WT: 200

	G	GS	MIN	FG	FGA	PCT	FT	FTA	PCT	OFF	DEF	TOT	A	PF	D	ST	TO	BS	PTS	AVG
1980-81	40	0	372	87	158	.551	27	31	.871	8	47	55	30	45	0	20	25	2	202	5.1
1981-82	26	0	150	27	54	.500	6	7	.857	7	15	22	10	28	0	13	13	3	61	2.3
TOTALS	66	0	522	114	212	.538	33	38	.868	15	62	77	40	73	0	33	38	5	263	4.0

3-PT. FG: 1980-81, 1-6 (.167); 1981-82, 1-3 (.333); TOTALS, 2-9 (.222)





OLLIE JOHNSON PLAYOFFS

	G	GS	MIN	FG	FGA	PCT	FT	FTA	PCT	OFF	DEF	TOT	A	PF	D	ST	TO	BS	PTS	AVG
1980-1981	8	—	22	3	10	.300	0	0	---	2	3	5	2	1	0	2	2	1	6	0.8
3-PT. FG: 1980-81, 0-1 (.000)																				

JOHNSON, REGGIE

Tennessee #33 HT: 6-9 WT: 210
 Birthdate: June 25, 1957 Drafted: 1980, 1st round (15th overall) by San Antonio

	G	GS	MIN	FG	FGA	PCT	FT	FTA	PCT	OFF	DEF	TOT	A	PF	D	ST	TO	BS	PTS	AVG
1982-83	29	8	549	69	154	.448	22	30	.733	32	58	90	23	82	1	8	35	17	160	5.5
3-PT. FG: 1982-83, 1-4 (.250)																				

PLAYOFFS

	G	GS	MIN	FG	FGA	PCT	FT	FTA	PCT	OFF	DEF	TOT	A	PF	D	ST	TO	BS	PTS	AVG
1982-83	5	0	32	2	4	.500	2	2	1.000	0	0	0	3	5	0	1	3	0	6	1.2

JONES, ALVIN

Georgia Tech #42 HT: 6-11 WT: 265
 Birthdate: Sept. 9, 1978 Drafted: 2001, 2nd round (37th overall) by 76ers

	G	GS	MIN	FG	FGA	PCT	FT	FTA	PCT	OFF	DEF	TOT	A	PF	D	ST	TO	BS	PTS	AVG
2001-02	23	2	126	8	20	.400	10	20	.500	13	23	36	3	35	0	3	11	9	26	1.1

JONES, BOBBY

Washington #11 HT: 6-7 WT: 215
 Birthdate: Jan. 9, 1984 Drafted: 2006, 2nd round (37th overall) by Minnesota

	G	GS	MIN	FG	FGA	PCT	FT	FTA	PCT	OFF	DEF	TOT	A	PF	D	ST	TO	BS	PTS	AVG
2006-07	44	5	336	43	93	.462	23	41	.561	22	35	57	16	59	0	11	18	1	110	2.5
3-PT. FG: 2006-07, 1-9 (.111)																				

JONES, BOBBY

North Carolina #24 HT: 6-9 WT: 210
 Birthdate: Dec. 18, 1951 Drafted: 1974, 1st round (15th overall) by Houston

	G	GS	MIN	FG	FGA	PCT	FT	FTA	PCT	OFF	DEF	TOT	A	PF	D	ST	TO	BS	PTS	AVG
1978-79	80	78	2304	378	704	.537	209	277	.755	199	332	531	201	245	2	107	165	96	965	12.1
1979-80	81	3	2125	398	748	.532	257	329	.781	152	298	450	146	223	3	102	146	118	1053	13.0
1980-81	81	0	2046	407	755	.539	282	347	.813	142	293	435	226	226	2	95	149	74	1096	13.5
1981-82	76	73	2181	416	737	.564	263	333	.790	109	284	393	189	211	3	99	145	112	1095	14.4
1982-83	74	0	1749	250	460	.543	165	208	.793	102	242	344	142	199	4	85	109	91	665	9.0
1983-84	75	0	1761	226	432	.523	167	213	.784	92	231	323	187	199	1	107	101	103	619	8.3
1984-85	80	8	1633	207	385	.538	186	216	.861	105	192	297	155	183	2	84	118	50	600	7.5
1985-86	70	42	1519	189	338	.559	114	145	.786	49	120	169	126	159	0	48	90	50	492	7.0
TOTALS	617	204	15318	2471	4559	.542	1643	2068	.794	950	1992	2942	1372	1645	17	727	1023	694	6585	10.7
3-PT. FG: 1979-80, 0-3 (.000); 1980-81, 0-3 (.000); 1981-82, 0-3 (.000); 1982-83, 0-1 (.000); 1983-84, 0-1 (.000); 1984-85, 0-4 (.000); 1985-86, 0-1 (.000); TOTALS: 0-16 (.000)																				

PLAYOFFS

	G	GS	MIN	FG	FGA	PCT	FT	FTA	PCT	OFF	DEF	TOT	A	PF	D	ST	TO	BS	PTS	AVG
1978-79	9	—	260	48	87	.552	22	26	.846	12	31	43	19	30	0	5	15	4	118	13.1
1979-80	18	—	470	90	172	.523	53	62	.855	29	57	86	31	56	1	21	23	32	233	12.9
1980-81	16	—	443	81	160	.506	73	88	.830	35	53	88	33	60	1	18	32	21	235	14.7
1981-82	21	—	589	94	174	.540	68	81	.840	37	62	99	52	69	0	15	33	22	256	12.2
1982-83	12	—	324	43	78	.551	17	20	.850	19	39	58	34	29	0	15	18	18	103	8.6
1983-84	5	—	130	15	31	.484	18	19	.947	9	14	23	9	12	0	3	8	7	48	9.6
1984-85	13	—	309	46	78	.590	14	20	.700	22	26	48	16	38	0	12	19	15	106	8.2
1985-86	12	—	329	39	74	.527	38	50	.760	9	23	32	34	39	0	10	15	14	116	9.7
TOTALS	106	—	2854	456	854	.534	303	366	.828	172	305	477	228	333	2	99	163	133	1215	11.5
3-PT. FG: 1979-80 0-1 (.000); 1982-83, 0-1 (.000); 1985-86, 0-1 (.000); TOTALS, 0-3 (.000)																				

ALL-STAR GAME

	G	GS	MIN	FG	FGA	PCT	FT	FTA	PCT	OFF	DEF	TOT	A	PF	D	ST	TO	BS	PTS	AVG
1981	1	0	16	5	11	.455	1	1	1.000	1	3	4	0	2	0	1	—	1	11	11
1982	1	0	14	2	5	.400	1	2	.500	1	3	4	1	2	0	1	—	0	5	5
TOTALS	2	0	30	7	16	.438	2	3	.667	2	6	8	1	4	0	2	—	1	16	

JONES, CALDWELL

Albany State #11 HT: 6-11 WT: 230
 Birthdate: Aug. 4, 1950 Drafted: 1973, 2nd round (32nd overall) by 76ers

	G	GS	MIN	FG	FGA	PCT	FT	FTA	PCT	OFF	DEF	TOT	A	PF	D	ST	TO	BS	PTS	AVG
1976-77	82	57	2023	215	424	.507	64	116	.552	190	476	666	92	301	3	43	—	200	494	6.0
1977-78	80	69	1636	169	359	.471	96	153	.627	165	405	570	92	281	4	26	128	127	434	5.4
1978-79	78	75	2171	302	637	.474	121	162	.747	177	570	747	151	303	10	39	156	157	725	9.3
1979-80	80	80	2771	322	532	.436	124	178	.697	219	731	950	164	298	5	43	218	162	588	7.4
1980-81	81	81	2639	218	485	.449	148	193	.767	200	613	813	122	271	2	53	168	134	584	7.2
1981-82	81	47	2446	231	465	.497	179	219	.817	164	544	708	100	301	3	38	155	146	641	7.9
TOTALS	482	409	13686	1367	2902	.471	732	1021	.717	1115	3339	4454	721	1755	27	242	825	926	3466	7.2
3-PT. FG: 1979-80, 0-2 (.000); 1981-82, 0-3 (.000); TOTALS, 0-5 (.000)																				

PLAYOFFS

	G	GS	MIN	FG	FGA	PCT	FT	FTA	PCT	OFF	DEF	TOT	A	PF	D	ST	TO	BS	PTS	AVG
1976-77	19	—	513	37	73	.507	18	30	.600	38	112	150	20	81	4	9	—	40	92	4.8
1977-78	10	—	301	28	56	.500	8	10	.800	22	84	106	14	36	2	5	19	30	64	6.4
1978-79	9	—	320	43	89	.483	28	36	.778	37	84	121	21	36	0	4	21	22	114	12.7
1979-80	18	—	639	58	129	.450	42	52	.808	50	135	185	34	75	1	13	36	37	158	8.8
1980-81	16	—	580	54	95	.568	31	42	.738	37	118	155	27	53	0	7	33	31	139	8.7
1981-82	21	—	679	74	160	.463	35	41	.854	52	137	189	19	77	1	11	29	40	183	8.7
TOTALS	93	—	3032	294	602	.488	162	211	.768	236	670	906	135	358	8	49	138	200	750	8.1
3-PT. FG: 1979-80, 0-3 (.000)																				

ALL-TIME ROSTER



JONES, CHARLES

Albany State
Birthdate: Apr. 3, 1957

#23
Drafted: 1979, 8th round (165th overall) by Phoenix

HT: 6-11

WT: 215

	G	GS	MIN	FG	FGA	PCT	FT	FTA	PCT	OFF	DEF	TOT	A	PF	D	ST	TO	BS	PTS	AVG
1983-84	1	0	3	0	1	.000	1	4	.250	0	0	0	0	1	0	0	0	0	1	1.0

JONES, JAKE

Assumption
Birthdate: May 9, 1949

#36
Drafted: 1971, 6th round (97th overall) by 76ers

HT: 6-3

WT: 180

	G	GS	MIN	FG	FGA	PCT	FT	FTA	PCT	OFF	DEF	TOT	A	PF	D	ST	TO	BS	PTS	AVG
1971-72	6	0	41	6	18	.333	7	10	.700	—	—	6	2	3	0	—	—	—	19	3.2

JONES, JUMAINE

Georgia
Birthdate: Feb. 10, 1979

#33
Drafted: 1999, 1st round (11th overall) by Atlanta

HT: 6-8

WT: 218

	G	GS	MIN	FG	FGA	PCT	FT	FTA	PCT	OFF	DEF	TOT	A	PF	D	ST	TO	BS	PTS	AVG
1999-00	33	0	138	22	58	.379	11	18	.611	16	22	38	5	10	0	6	14	5	57	1.7
2000-01	65	0	866	122	275	.444	40	53	.755	63	126	189	32	68	0	30	39	15	304	4.7
TOTALS	98	0	1004	144	333	.432	51	71	.718	79	148	227	37	78	0	36	53	20	361	6.4

3-PT. FG: 1999-00, 2-4 (.500); 2000-01, 20-60 (.333); TOTALS, 22-64 (.344)

PLAYOFFS

	G	GS	MIN	FG	FGA	PCT	FT	FTA	PCT	OFF	DEF	TOT	A	PF	D	ST	TO	BS	PTS	AVG
1999-00	4	0	8	1	3	.333	0	0	.000	0	0	0	0	0	0	0	0	0	2	0.5
2000-01	23	0	447	52	125	.416	15	21	.714	35	49	84	17	33	0	10	14	11	127	5.5
TOTALS	27	0	455	53	128	.414	15	21	.714	35	49	84	17	33	0	10	14	11	129	4.8

3-PT. FG: 1999-00, 0-2 (.000); 2000-01, 8-32 (.250); TOTALS, 8-34 (.235)

JONES, LARRY

Toledo
Birthdate: Sept. 22, 1942

#22
Drafted: 1964, 3rd round (20th overall) by 76ers

HT: 6-3

WT: 180

	G	GS	MIN	FG	FGA	PCT	FT	FTA	PCT	OFF	DEF	TOT	A	PF	D	ST	TO	BS	PTS	AVG
1964-65	23	—	359	47	153	.307	37	52	.712	—	—	57	40	46	2	—	—	—	131	5.7
1973-74	72	60	1876	263	622	.423	197	235	.838	71	113	184	230	116	0	85	—	18	723	10.0
TOTALS	95	60	2235	310	775	.400	234	287	.815	71	113	241	270	162	2	85	—	18	854	9.0

PLAYOFFS

	G	GS	MIN	FG	FGA	PCT	FT	FTA	PCT	OFF	DEF	TOT	A	PF	D	ST	TO	BS	PTS	AVG
1964-65	5	—	25	5	12	.417	7	11	.636	—	—	4	2	5	0	—	—	—	17	3.4

JONES, SHELTON

St. John's
Birthdate: Apr. 6, 1966

#31
Drafted: 1988, 2nd round (27th overall) by San Antonio

HT: 6-9

WT: 210

	G	GS	MIN	FG	FGA	PCT	FT	FTA	PCT	OFF	DEF	TOT	A	PF	D	ST	TO	BS	PTS	AVG
1988-89	42	34	577	81	179	.453	27	34	.794	12	25	37	73	43	0	9	35	2	137	4.2

JONES, WALI

Villanova
Birthdate: Feb. 14, 1942

#24
Drafted: 1964, 3rd round (18th overall) by Detroit

HT: 6-2

WT: 180

	G	GS	MIN	FG	FGA	PCT	FT	FTA	PCT	OFF	DEF	TOT	A	PF	D	ST	TO	BS	PTS	AVG
1965-66	80	—	2196	296	799	.370	128	172	.744	—	—	169	273	250	6	—	—	—	720	9.0
1966-67	5	—	2249	423	982	.431	223	266	.838	—	—	265	303	246	6	—	—	—	1069	13.2
1967-68	77	—	2058	413	1040	.397	159	202	.787	—	—	219	245	225	5	—	—	—	985	12.8
1968-69	81	—	2340	432	1005	.430	207	256	.809	—	—	251	292	280	5	—	—	—	1071	13.2
1969-70	78	—	1740	366	851	.430	190	226	.841	—	—	173	276	210	2	—	—	—	922	11.8
1970-71	41	13	962	168	418	.402	79	101	.782	—	—	64	128	110	1	—	—	—	415	10.1
1975-76	16	1	157	19	38	.500	9	13	.692	0	9	9	31	25	0	4	—	0	47	2.9
TOTALS	454	14	11702	2117	5113	.412	995	1236	.805	0	9	1150	1548	1346	25	4	—	0	5229	11.5

PLAYOFFS

	G	GS	MIN	FG	FGA	PCT	FT	FTA	PCT	OFF	DEF	TOT	A	PF	D	ST	TO	BS	PTS	AVG
1965-66	5	—	156	25	77	.325	15	22	.682	—	—	15	18	18	0	—	—	—	65	13.0
1966-67	15	—	476	100	244	.447	45	58	.776	—	—	42	61	58	0	—	—	—	263	17.5
1967-68	13	—	387	69	193	.358	45	57	.789	—	—	31	39	48	2	—	—	—	183	14.1
1968-69	5	—	103	12	45	.267	8	10	.800	—	—	16	9	17	1	—	—	—	32	6.4
1969-70	5	—	160	34	65	.523	11	14	.786	—	—	11	24	16	0	—	—	—	79	15.8
1970-71	7	—	115	19	52	.365	10	13	.769	—	—	12	11	22	0	—	—	—	48	6.9
1975-76	1	—	2	0	—	—	0	—	—	—	—	1	2	0	0	—	—	—	0	0.0
TOTALS	51	—	1399	259	676	.383	134	174	.770	—	—	128	164	179	3	—	—	—	670	13.1

JORDAN, THOMAS

Oklahoma State
Birthdate: May 23, 1968

#55
Drafted: Undrafted (1993)

HT: 6-10

WT: 220

	G	GS	MIN	FG	FGA	PCT	FT	FTA	PCT	OFF	DEF	TOT	A	PF	D	ST	TO	BS	PTS	AVG
1992-93	4	0	106	18	41	.439	8	17	.471	5	14	19	3	14	0	3	12	5	44	11.0





JORGENSEN, NOBLE

Iowa: Westminster
Birthdate: May 18, 1925

Drafted: N/A

HT: 6-9

WT: 230

	G	GS	MIN	FG	FGA	PCT	FT	FTA	PCT	OFF	DEF	TOT	A	PF	D	ST	TO	BS	PTS	AVG
1950-51*	63	—	—	223	600	.372	182	265	.687	—	—	338	91	237	7	—	—	—	628	10.0
1951-52	66	—	1318	190	460	.413	149	187	.797	—	—	288	63	190	8	—	—	—	529	8.0
1952-53	70	—	1355	145	436	.333	146	199	.734	—	—	236	76	247	2	—	—	—	436	6.2
TOTALS	199	—	2673	558	1496	.373	477	651	.733	—	—	862	230	674	17	—	—	—	1593	8.0

PLAYOFFS

	G	GS	MIN	FG	FGA	PCT	FT	FTA	PCT	OFF	DEF	TOT	A	PF	D	ST	TO	BS	PTS	AVG
1950-51	7	—	—	18	43	.419	14	22	.636	—	—	21	7	19	0	—	—	—	50	7.1
1951-52	7	—	150	19	52	.365	23	31	.742	—	—	27	5	30	2	—	—	—	61	8.7
1952-53	2	—	44	5	9	.556	4	6	.667	—	—	10	3	11	1	—	—	—	14	7.0
TOTALS	16	—	194	42	104	.404	41	59	.695	—	—	58	15	60	3	—	—	—	125	7.8

KAPONO, JASON

UCLA
Birthdate: Feb. 4, 1981

#72
Drafted: 2003, 2nd round (31st overall) by Charlotte

HT: 6-8

WT: 215

	G	GS	MIN	FG	FGA	PCT	FT	FTA	PCT	OFF	DEF	TOT	A	PF	D	ST	TO	BS	PTS	AVG
2009-10	57	12	976	126	301	.419	9	15	.600	14	52	66	39	80	0	21	34	6	324	5.7
2010-11	24	2	112	7	28	.250	1	2	.500	3	8	11	4	4	0	2	2	1	16	0.7
TOTALS	81	14	1088	133	329	.404	10	17	.588	17	60	77	43	84	0	23	36	7	340	4.2

3-PT FG: 2009-10, 63-171 (.368); 2010-11, 1-8 (.125); TOTALS, 64-179 (.358)

PLAYOFFS

	G	GS	MIN	FG	FGA	PCT	FT	FTA	PCT	OFF	DEF	TOT	A	PF	D	ST	TO	BS	PTS	AVG
2010-11	INACTIVE - COACH'S DECISION																			

KEARNS, TOM

North Carolina
Birthdate: Oct. 6, 1936

#3
Drafted: 1958, 4th round (29th overall) by Syracuse

HT: 5-11

WT: 180

	G	GS	MIN	FG	FGA	PCT	FT	FTA	PCT	OFF	DEF	TOT	A	PF	D	ST	TO	BS	PTS	AVG
1958-59	1	—	7	1	1	1.000	0	0	—	—	—	0	0	1	0	—	—	—	2	2.0

KENVILLE, BILLY

St. Bonaventure
Birthdate: Dec. 1, 1930

#15
Drafted: 1953, by Syracuse

HT: 6-2

WT: 190

	G	GS	MIN	FG	FGA	PCT	FT	FTA	PCT	OFF	DEF	TOT	A	PF	D	ST	TO	BS	PTS	AVG
1953-54	72	—	1405	149	388	.384	136	182	.747	—	—	247	122	138	0	—	—	—	434	6.0
1954-55	70	—	1380	172	482	.357	154	201	.766	—	—	247	150	132	1	—	—	—	498	7.1
1955-56	72	—	1278	170	448	.379	195	257	.759	—	—	215	159	132	0	—	—	—	535	7.4
TOTALS	214	—	4063	491	1318	.373	485	640	.758	—	—	709	431	402	1	—	—	—	1467	6.9

BILLY KENVILLE PLAYOFFS

	G	GS	MIN	FG	FGA	PCT	FT	FTA	PCT	OFF	DEF	TOT	A	PF	D	ST	TO	BS	PTS	AVG
1953-54	13	—	374	36	74	.486	44	62	.710	—	—	48	25	46	1	—	—	—	116	8.9
1954-55	11	—	130	17	48	.354	36	49	.735	—	—	31	11	23	1	—	—	—	70	6.4
1955-56	8	—	128	16	45	.356	16	23	.696	—	—	17	14	21	0	—	—	—	48	6.0
TOTALS	32	—	632	69	167	.413	96	134	.716	—	—	96	50	90	2	—	—	—	234	7.3

KERR, JOHN (RED)

Illinois
Birthdate: July 17, 1932

#10
Drafted: 1954, by Syracuse

HT: 6-9

WT: 230

	G	GS	MIN	FG	FGA	PCT	FT	FTA	PCT	OFF	DEF	TOT	A	PF	D	ST	TO	BS	PTS	AVG
1954-55	72	—	1529	301	718	.419	152	223	.682	—	—	474	80	165	2	—	—	—	754	10.5
1955-56	72	—	2114	377	935	.403	207	316	.655	—	—	607	84	168	3	—	—	—	961	13.3
1956-57	72	—	2191	333	827	.403	225	313	.719	—	—	807	90	190	3	—	—	—	891	12.4
1957-58	72	—	2384	407	1020	.399	280	422	.664	—	—	963	88	197	4	—	—	—	1094	15.2
1958-59	72	—	2671	502	1139	.441	281	367	.766	—	—	1008	142	183	1	—	—	—	1285	17.8
1959-60	75	—	2372	436	1111	.392	233	310	.752	—	—	913	167	207	4	—	—	—	1105	14.7
1960-61	79	—	2676	419	1056	.397	218	299	.729	—	—	951	199	230	4	—	—	—	1056	13.4
1961-62	80	—	2768	541	1220	.443	222	302	.735	—	—	1176	243	272	7	—	—	—	1304	16.3
1962-63	80	—	2561	507	1069	.474	241	320	.753	—	—	1039	214	208	3	—	—	—	1255	15.7
1963-64	80	—	2938	536	1250	.429	268	357	.751	—	—	1017	275	187	2	—	—	—	1340	16.8
1964-65	80	—	1810	264	714	.370	126	181	.696	—	—	551	197	132	1	—	—	—	654	8.2
TOTALS	834	—	26014	4623	11059	.418	2453	3410	.719	—	—	9506	1779	2139	34	—	—	—	11699	14.0

PLAYOFFS

	G	GS	MIN	FG	FGA	PCT	FT	FTA	PCT	OFF	DEF	TOT	A	PF	D	ST	TO	BS	PTS	AVG
1954-55	11	—	363	59	151	.391	34	61	.557	—	—	118	13	27	0	—	—	—	152	13.8
1955-56	8	—	213	37	77	.481	15	33	.455	—	—	68	19	23	0	—	—	—	89	11.1
1956-57	5	—	162	28	65	.431	20	29	.690	—	—	69	6	7	0	—	—	—	76	15.2
1957-58	3	—	116	18	55	.327	14	18	.778	—	—	61	3	5	0	—	—	—	50	16.7
1958-59	9	—	312	50	142	.352	30	33	.909	—	—	108	24	20	0	—	—	—	130	14.4
1959-60	3	—	104	15	51	.294	11	12	.917	—	—	25	9	9	0	—	—	—	41	13.7
1960-61	8	—	210	30	88	.341	16	23	.696	—	—	99	20	18	0	—	—	—	76	9.5
1961-62	5	—	193	41	109	.376	6	8	.750	—	—	80	10	15	0	—	—	—	88	17.6
1962-63	5	—	187	26	60	.433	16	21	.762	—	—	75	9	12	0	—	—	—	68	13.6
1963-64	5	—	185	40	83	.482	15	20	.750	—	—	69	16	12	0	—	—	—	95	19.0
1964-65	11	—	181	24	67	.358	15	21	.714	—	—	38	28	20	0	—	—	—	63	5.7
TOTALS	73	—	2226	368	948	.388	192	279	.688	—	—	810	157	168	0	—	—	—	928	12.7

ALL-TIME ROSTER



RED KERR ALL-STAR GAME

	G	GS	MIN	FG	FGA	PCT	FT	FTA	PCT	OFF	DEF	TOT	A	PF	D	ST	TO	BS	PTS	AVG
1956	1	0	16	2	4	.500	0	1	.000	—	—	8	0	—	—	—	—	—	4	—
1959	1	0	21	3	14	.214	1	2	.500	—	—	9	2	—	—	—	—	—	7	—
1963	1	0	11	0	4	.000	2	2	1.000	—	—	2	1	—	—	—	—	—	2	—
TOTALS	3	0	48	5	22	.227	3	5	.600	—	—	19	3	—	—	—	—	—	13	4.3

KIDD, WARREN

Middle Tennessee State
 Birthdate: Sept. 9, 1970 #43 Drafted: Undrafted HT: 6-9 WT: 235

	G	GS	MIN	FG	FGA	PCT	FT	FTA	PCT	OFF	DEF	TOT	A	PF	D	ST	TO	BS	PTS	AVG
1993-94	68	14	884	100	169	.592	47	86	.547	76	157	233	19	129	0	19	44	23	247	3.6

KIMBALL, TOBY

Connecticut
 Birthdate: Sept. 23, 1942 #7 Drafted: 1965, 3rd round (22nd overall) by Boston HT: 6-8 WT: 220

	G	GS	MIN	FG	FGA	PCT	FT	FTA	PCT	OFF	DEF	TOT	A	PF	D	ST	TO	BS	PTS	AVG
1973-74	75	1	1592	216	456	.474	127	185	.686	185	367	552	73	199	1	49	—	23	559	7.5

KING, ALBERT

Maryland
 Birthdate: Dec. 17, 1959 #17 Drafted: 1981, 1st round (10th overall) by Golden St. HT: 6-6 WT: 215

	G	GS	MIN	FG	FGA	PCT	FT	FTA	PCT	OFF	DEF	TOT	A	PF	D	ST	TO	BS	PTS	AVG
1987-88	72	44	1593	211	540	.391	78	103	.757	71	145	216	109	219	4	39	93	18	517	7.2
3-PT. FG: 1987-88, 17-49 (.343)																				

KING, FRANKIE

Western Carolina
 Birthdate: June 6, 1972 #20 Drafted: 1995, 2nd round (37th overall) by LA Lakers HT: 6-1 WT: 185

	G	GS	MIN	FG	FGA	PCT	FT	FTA	PCT	OFF	DEF	TOT	A	PF	D	ST	TO	BS	PTS	AVG
1996-97	7	0	59	7	17	.412	5	5	1.000	4	10	14	5	7	0	4	3	0	20	2.9
3-PT. FG: 1996-97, 1-2 (.500)																				

KING, GEORGE JR.

Charleston (W.Va.)
 Birthdate: Aug. 16, 1928 #14 Drafted: 1950, by Chicago HT: 6-0 WT: 185

	G	GS	MIN	FG	FGA	PCT	FT	FTA	PCT	OFF	DEF	TOT	A	PF	D	ST	TO	BS	PTS	AVG
1951-52	66	—	1899	235	579	.406	188	264	.712	—	—	274	244	199	6	—	—	—	658	10.0
1952-53	71	—	2519	255	635	.402	284	442	.643	—	—	281	364	244	2	—	—	—	794	11.2
1953-54	72	—	2370	280	744	.376	257	410	.627	—	—	268	272	179	2	—	—	—	817	11.3
1954-55	67	—	2015	228	605	.377	140	229	.611	—	—	227	331	148	0	—	—	—	596	8.9
1955-56	72	—	2343	284	763	.372	176	275	.640	—	—	250	410	150	2	—	—	—	744	10.3
TOTALS	348	—	11146	1282	3326	.385	1045	1620	.645	—	—	1300	1621	920	12	—	—	—	3609	10.4

KING GEORGE JR. PLAYOFFS

	G	GS	MIN	FG	FGA	PCT	FT	FTA	PCT	OFF	DEF	TOT	A	PF	D	ST	TO	BS	PTS	AVG
1951-52	6	—	207	19	54	.352	19	28	.679	—	—	29	21	17	0	—	—	—	57	9.5
1952-53	2	—	67	6	13	.462	10	12	.833	—	—	5	9	12	2	—	—	—	22	11.0
1953-54	10	—	286	25	62	.403	38	63	.603	—	—	22	21	30	1	—	—	—	88	8.8
1954-55	11	—	371	46	117	.393	35	55	.636	—	—	41	62	33	0	—	—	—	127	11.5
1955-56	8	—	317	39	108	.361	38	48	.792	—	—	47	60	16	0	—	—	—	116	14.5
TOTALS	37	—	1248	135	354	.381	140	206	.680	—	—	144	173	108	3	—	—	—	410	11.1

KNOTSMAN, DICK

Kansas State
 Birthdate: Aug. 9, 1931 Drafted: N/A HT: 6-6 WT: 215

	G	GS	MIN	FG	FGA	PCT	FT	FTA	PCT	OFF	DEF	TOT	A	PF	D	ST	TO	BS	PTS	AVG
1953-54	5	—	47	3	10	.300	7	11	.636	—	—	17	6	9	0	—	—	—	13	2.6

KORVER, KYLE

Creighton
 Birthdate: March 17, 1981 #26 Drafted: 2003, 2nd round (51st overall) by New Jersey HT: 6-7 WT: 210

	G	GS	MIN	FG	FGA	PCT	FT	FTA	PCT	OFF	DEF	TOT	A	PF	D	ST	TO	BS	PTS	AVG
2003-04	74	0	882	115	327	.352	19	24	.792	30	81	111	40	102	2	25	41	8	330	4.5
2004-05	82	57	2667	317	759	.418	82	96	.854	40	339	379	182	265	2	103	106	33	942	11.5
2005-06	82	43	2563	327	761	.430	101	119	.849	27	243	270	163	224	1	65	98	26	939	11.5
2006-07	74	1	2288	372	845	.440	191	209	.914	30	229	259	105	188	1	57	117	20	1067	14.4
2007-08	25	0	657	90	227	.396	31	34	.912	12	61	73	33	67	1	20	28	6	249	10.0
TOTALS	337	101	9057	1221	3199	.418	424	482	.880	139	953	1092	523	846	7	270	390	93	3527	10.5

3-PT FG: 2003-04, 81-207 (.391); 2004-05, 226-558 (.405); 2005-06, 184-438 (.422); 2006-07, 132-307 (.430); 2007-08, 38-108 (.352); TOTALS, 661-1618 (.409)

PLAYOFFS

	G	GS	MIN	FG	FGA	PCT	FT	FTA	PCT	OFF	DEF	TOT	A	PF	D	ST	TO	BS	PTS	AVG
2004-05	5	5	147	8	28	.286	2	2	1.000	3	10	13	8	18	0	4	8	1	25	5.0
3-PT FG: 2004-05, 7-24 (.292)																				





KUCZENSKI, BRUCE

Connecticut
Birthdate: Feb. 3, 1961

#23
Drafted: 1983, 3rd round (59th overall) by New Jersey

HT: 6-10

WT: 230

1983-84	G	GS	MIN	FG	FGA	PCT	FT	FTA	PCT	OFF	DEF	TOT	A	PF	D	ST	TO	BS	PTS	AVG
	3	2	40	1	8	.125	1	2	.500	1	5	6	2	7	0	1	5	1	3	1.0

KUKOC, TONI

Croatia
Birthdate: Sept. 18, 1968

#7
Drafted: 1990, 2nd round (29th overall) by Chicago

HT: 6-11

WT: 235

1999-00	G	GS	MIN	FG	FGA	PCT	FT	FTA	PCT	OFF	DEF	TOT	A	PF	D	ST	TO	BS	PTS	AVG
	32	8	916	149	340	.438	74	110	.673	38	105	143	141	61	0	33	71	9	398	12.4
2000-01	48	5	979	151	330	.458	52	88	.591	47	115	162	93	62	0	35	60	6	386	8.0
TOTALS	80	13	1895	300	670	.448	126	198	.636	85	220	305	234	123	0	68	131	15	784	9.8

3-PT. FG: 1999-00, 26-90 (.289); 2000-01, 32-78 (.410)

PLAYOFFS

2000-01	G	GS	MIN	FG	FGA	PCT	FT	FTA	PCT	OFF	DEF	TOT	A	PF	D	ST	TO	BS	PTS	AVG
	10	0	257	36	93	.387	10	17	.588	7	30	37	17	26	0	10	15	3	93	9.3

3-PT. FG: 1999-00, 11-34 (.324)

LAMPLEY, JIM

Arkansas Little Rock
Birthdate: July 2, 1960

#11
Drafted: 1983, 5th round (102nd overall pick) by Dallas

HT: 6-11

WT: 230

1986-87	G	GS	MIN	FG	FGA	PCT	FT	FTA	PCT	OFF	DEF	TOT	A	PF	D	ST	TO	BS	PTS	AVG
	1	0	16	1	3	.333	1	2	.500	1	4	5	0	0	0	1	1	0	3	3.0

LANG, ANDREW

Arkansas
Birthdate: June 28, 1966

#28
Drafted: 1988, 2nd round (28th overall) by Phoenix

HT: 6-11

WT: 230

1992-93	G	GS	MIN	FG	FGA	PCT	FT	FTA	PCT	OFF	DEF	TOT	A	PF	D	ST	TO	BS	PTS	AVG
	73	59	1861	149	351	.425	87	114	.763	136	300	436	79	261	4	46	89	141	386	5.3

3-PT. FG: 1992-93, 1-5 (.200)

LANG, ANTONIO

Duke
Birthdate: May 15, 1972

#41
Drafted: 1994, 2nd round (29th overall) by Phoenix

HT: 6-8

WT: 230

1999-00	G	GS	MIN	FG	FGA	PCT	FT	FTA	PCT	OFF	DEF	TOT	A	PF	D	ST	TO	BS	PTS	AVG
	3	0	6	1	1	1.000	1	1	1.000	0	0	0	1	1	0	0	0	0	3	1.0

LAVOY, BOB

Western Kentucky
Birthdate: June 29, 1926

Drafted: N/A

HT: 6-7

WT: 185

1953-54*	G	GS	MIN	FG	FGA	PCT	FT	FTA	PCT	OFF	DEF	TOT	A	PF	D	ST	TO	BS	PTS	AVG
	68	—	1277	135	356	.379	94	129	.729	—	—	317	78	215	2	—	—	—	364	5.4

PLAYOFFS

1953-54	G	GS	MIN	FG	FGA	PCT	FT	FTA	PCT	OFF	DEF	TOT	A	PF	D	ST	TO	BS	PTS	AVG
	13	—	358	37	95	.389	44	55	.800	—	—	85	20	50	0	—	—	—	118	9.1

LEAKS, MANNY

Niagara
Birthdate: Nov. 27, 1945

#26
Drafted: 1968, 2nd round (20th overall) by Detroit

HT: 6-8

WT: 230

1972-73	G	GS	MIN	FG	FGA	PCT	FT	FTA	PCT	OFF	DEF	TOT	A	PF	D	ST	TO	BS	PTS	AVG
	82	63	2530	377	933	.404	144	200	.720	—	—	677	95	191	5	—	—	—	898	11.0

LECKNER, ERIC

Wyoming
Birthdate: May 27, 1966

#45
Drafted: 1988, 1st round (17th overall) by Utah

HT: 6-11

WT: 265

1993-94	G	GS	MIN	FG	FGA	PCT	FT	FTA	PCT	OFF	DEF	TOT	A	PF	D	ST	TO	BS	PTS	AVG
	71	36	1163	139	286	.486	84	130	.646	75	207	282	86	190	2	18	86	34	362	5.1

3-PT. FG: 1993-94, 0-2 (.000)

LEE, CLYDE

Vanderbilt
Birthdate: Mar. 14, 1944

#34
Drafted: 1966, 1st round (3rd overall) by San Francisco

HT: 6-10

WT: 215

1974-75	G	GS	MIN	FG	FGA	PCT	FT	FTA	PCT	OFF	DEF	TOT	A	PF	D	ST	TO	BS	PTS	AVG
	71	35	2279	164	391	.419	87	138	.630	264	423	687	97	260	9	29	—	16	415	5.8
1975-76	79	0	1421	123	282	.436	63	95	.663	164	289	453	59	188	0	23	—	27	309	3.9
TOTALS	150	35	3700	287	673	.426	150	233	.644	428	712	1140	156	448	9	52	—	43	724	4.8

PLAYOFFS

1975-76	G	GS	MIN	FG	FGA	PCT	FT	FTA	PCT	OFF	DEF	TOT	A	PF	D	ST	TO	BS	PTS	AVG
	3	—	53	4	6	.667	6	7	.857	4	12	16	6	11	0	6	—	9	17	5.7

LEVANE, FUZZY

St. John's (N.Y.)
Birthdate: April 11, 1920

Drafted: N/A

HT: 6-2

WT: 190

1949-50	G	GS	MIN	FG	FGA	PCT	FT	FTA	PCT	OFF	DEF	TOT	A	PF	D	ST	TO	BS	PTS	AVG
	60	—	—	139	418	.333	54	85	.635	—	—	—	156	106	—	—	—	—	332	5.5

PLAYOFFS

1949-50	G	GS	MIN	FG	FGA	PCT	FT	FTA	PCT	OFF	DEF	TOT	A	PF	D	ST	TO	BS	PTS	AVG
	9	—	—	13	37	.351	5	5	1.000	—	—	—	13	11	—	—	—	—	31	3.4

ALL-TIME ROSTER



LLOYD, EARL

West Virginia State
Birthdate: April 3, 1928

#11
Drafted: N/A

HT: 6-6

WT: 220

	G	GS	MIN	FG	FGA	PCT	FT	FTA	PCT	OFF	DEF	TOT	A	PF	D	ST	TO	BS	PTS	AVG
1952-53	64	—	1806	156	453	.344	160	231	.693	—	—	444	64	241	6	—	—	—	472	7.4
1953-54	72	—	2206	249	666	.374	156	209	.746	—	—	529	115	303	12	—	—	—	654	9.1
1954-55	72	—	2212	286	784	.365	159	212	.750	—	—	553	151	283	4	—	—	—	731	10.2
1955-56	72	—	1837	213	636	.335	186	241	.772	—	—	492	116	267	6	—	—	—	612	8.5
1956-57	72	—	1965	256	687	.373	134	179	.749	—	—	435	114	282	10	—	—	—	646	9.0
1957-58	61	—	1045	119	359	.331	79	106	.745	—	—	287	60	179	3	—	—	—	317	5.2
TOTALS	413	—	11071	1279	3585	.357	874	1178	.742	—	—	2740	620	1555	41	—	—	—	3432	8.3

PLAYOFFS

	G	GS	MIN	FG	FGA	PCT	FT	FTA	PCT	OFF	DEF	TOT	A	PF	D	ST	TO	BS	PTS	AVG
1952-53	2	—	73	4	17	.235	7	10	.700	—	—	9	5	10	0	—	—	—	15	7.5
1953-54	10	—	260	25	73	.342	17	26	.654	—	—	57	20	34	0	—	—	—	67	6.7
1954-55	11	—	355	44	122	.361	39	52	.750	—	—	89	35	41	0	—	—	—	127	11.5
1955-56	8	—	172	26	81	.321	13	14	.929	—	—	43	7	37	1	—	—	—	65	8.1
1956-57	5	—	83	12	30	.400	7	11	.636	—	—	21	5	18	0	—	—	—	31	6.2
1957-58	3	—	32	5	14	.357	0	—	—	—	—	8	0	8	0	—	—	—	10	3.3
TOTALS	39	—	975	116	337	.344	83	113	.735	—	—	227	72	148	1	—	—	—	315	8.1

LLOYD, LEWIS

Drake
Birthdate: Feb. 22, 1959

#30
Drafted: 1981, 4th round (76th overall) by Golden State

HT: 6-6

WT: 205

	G	GS	MIN	FG	FGA	PCT	FT	FTA	PCT	OFF	DEF	TOT	A	PF	D	ST	TO	BS	PTS	AVG
1989-90	2	0	10	1	2	.500	0	0	—	—	—	0	0	3	0	0	4	0	2	1.0

LOCHMUELLER, BOB

Louisville
Birthdate: June 5, 1927

Drafted: N/A

HT: 6-6

WT: 185

	G	GS	MIN	FG	FGA	PCT	FT	FTA	PCT	OFF	DEF	TOT	A	PF	D	ST	TO	BS	PTS	AVG
1952-53	62	—	802	79	245	.322	74	122	.607	—	—	162	47	143	1	—	—	—	232	3.7

PLAYOFFS

	G	GS	MIN	FG	FGA	PCT	FT	FTA	PCT	OFF	DEF	TOT	A	PF	D	ST	TO	BS	PTS	AVG
1952-53	2	—	21	2	10	.200	1	4	.250	—	—	5	2	12	2	—	—	—	5	2.5

LOFGAN, ED

Grant Tech; San Francisco
Birthdate: Nov. 18, 1928

Drafted: N/A

HT: 6-5

WT: 200

	G	GS	MIN	FG	FGA	PCT	FT	FTA	PCT	OFF	DEF	TOT	A	PF	D	ST	TO	BS	PTS	AVG
1950-51*	61	—	—	79	270	.293	79	127	.622	—	—	157	36	132	4	—	—	—	237	3.9

LONG, ART

Cincinnati
Birthdate: Oct. 1, 1972

#35
Drafted: Undrafted

HT: 6-9

WT: 250

	G	GS	MIN	FG	FGA	PCT	FT	FTA	PCT	OFF	DEF	TOT	A	PF	D	ST	TO	BS	PTS	AVG
2002-03	19	0	131	19	50	.380	1	5	.200	13	27	40	2	22	0	2	9	8	40	2.1

3 PT. FG: 2002-03, 1-1 (1.000)

LOUGHERY, KEVIN

St. John's '62
Birthdate: Mar. 28, 1940

#22
Drafted: 1962, 2nd round (11th overall) by Detroit

HT: 6-3

WT: 190

	G	GS	MIN	FG	FGA	PCT	FT	FTA	PCT	OFF	DEF	TOT	A	PF	D	ST	TO	BS	PTS	AVG
1971-72	74	29	1829	337	792	.426	258	312	.827	—	—	178	188	208	3	—	—	—	932	12.6
1972-73	32	21	955	169	427	.396	107	130	.823	—	—	113	148	104	0	—	—	—	445	13.9
TOTALS	106	50	2784	506	1219	.415	365	442	.826	—	—	291	336	312	3	—	—	—	1377	13.0

LYNCH, GEORGE

North Carolina
Birthdate: Sept. 3, 1970

#9
Drafted: 1993, 1st round (12th overall) by LA Lakers

HT: 6-8

WT: 230

	G	GS	MIN	FG	FGA	PCT	FT	FTA	PCT	OFF	DEF	TOT	A	PF	D	ST	TO	BS	PTS	AVG
1998-99	43	43	1315	147	349	.421	53	84	.631	110	169	279	76	142	2	85	79	22	356	8.3
1999-00	75	75	2416	297	644	.461	113	183	.617	216	366	582	136	231	2	119	120	38	722	9.6
2000-01	82	80	2649	274	616	.445	123	171	.719	200	390	590	139	222	2	99	109	30	686	8.4
TOTALS	200	198	6380	718	1609	.446	289	438	.660	526	925	1451	351	595	6	303	308	90	1764	8.8

3-PT. FG: 1998-99, 9-23 (.391); 1999-00, 15-36 (.417); 2000-01, 15-57 (.263); TOTALS, 39-116 (.336)

PLAYOFFS

	G	GS	MIN	FG	FGA	PCT	FT	FTA	PCT	OFF	DEF	TOT	A	PF	D	ST	TO	BS	PTS	AVG
1998-99	8	6	249	29	65	.446	12	17	.706	28	25	53	16	30	1	18	13	2	72	9.0
1999-00	10	10	293	22	65	.338	14	18	.778	26	45	71	14	33	1	9	8	5	59	5.9
2000-01	10	8	222	24	0	.480	9	14	.643	20	31	51	12	30	0	13	13	2	57	5.7
TOTALS	40	24	915	92	216	.426	48	59	.814	87	121	208	50	119	2	48	45	9	236	5.9

3-PT. FG: 1998-99, 2-6 (.333); 1999-00, 1-7 (.143); 2000-01, 0-1 (.000); TOTALS, 3-14 (.214)





MacCULLOCH, TODD

Washington
Birthdate: Jan. 27, 1976

#50
Drafted:1999, 2nd round (47th overall) by 76ers

	G	GS	MIN	FG	FGA	PCT	FT	FTA	PCT	OFF	DEF	TOT	A	PF	D	ST	TO	BS	PTS	AVG
1999-00	56	6	528	89	161	.553	28	54	.519	48	98	146	13	94	0	11	26	37	206	3.7
2000-01	63	3	597	109	185	.589	42	66	.636	69	99	168	10	96	0	7	27	19	260	4.1
2002-03	42	35	812	123	238	.517	53	79	.671	66	130	196	20	107	0	19	32	35	299	7.1
2003-04	INJURED LIST - FOOT NEUROPATHY																			
TOTALS	161	44	1937	321	584	.550	123	199	.618	183	327	510	43	297	0	37	85	91	765	4.8

3-PT. FG: 1999-00, 2-4 (.500); 2000-01, 0-0 (---); 2002-03, 0-0 (---); TOTALS, 2-4 (.500)

PLAYOFFS

	G	GS	MIN	FG	FGA	PCT	FT	FTA	PCT	OFF	DEF	TOT	A	PF	D	ST	TO	BS	PTS	AVG
1999-00	5	0	24	2	3	.667	4	6	.667	3	6	9	0	2	0	0	0	0	8	1.6
2000-01	18	0	109	24	38	.632	8	10	.800	17	12	29	4	14	0	0	4	3	56	3.1
TOTALS	23	0	133	26	41	.634	12	16	.750	20	18	38	4	16	0	0	4	3	64	2.8

3-PT. FG: 1999-00, 0-2 (.000); 2000-01, 0-0 (---); TOTALS, 0-2 (.000)

MACK, SHELVIN

Butler
Birthdate: Apr. 22 1989

#14
Drafted: 2011, 2nd round (34th overall) by Washington

	G	GS	MIN	FG	FGA	PCT	FT	FTA	PCT	OFF	DEF	TOT	A	PF	D	ST	TO	BS	PTS	AVG
2012-13	4	0	7	1	2	.500	0	0	---	0	0	0	1	1	0	0	2	0	2	0.5

3-PT. FG: 2012-13, 0-1, (.000)

MACKNOWSKI, JOHNNY Seton Hall
Birthdate: Jan. 7, 1923

Drafted: N/A

HT: 6-1 WT: 185

	G	GS	MIN	FG	FGA	PCT	FT	FTA	PCT	OFF	DEF	TOT	A	PF	D	ST	TO	BS	PTS	AVG
1949-50	59	—	—	154	463	.333	131	178	.736	—	—	—	65	128	—	—	—	—	439	7.4
1950-51	58	—	—	131	435	.301	122	170	.718	—	—	—	110	69	134	3	—	—	384	6.6
TOTALS	117	—	—	285	898	.317	253	348	.727	—	—	—	110	134	262	3	—	—	824	7.0

PLAYOFFS

	G	GS	MIN	FG	FGA	PCT	FT	FTA	PCT	OFF	DEF	TOT	A	PF	D	ST	TO	BS	PTS	AVG
1949-50	11	—	—	39	100	.390	39	51	.765	—	—	—	21	18	—	—	—	—	117	10.6
1950-51	2	—	—	6	13	.462	1	3	.333	—	—	—	7	4	5	0	—	—	13	6.5
TOTALS	13	—	—	45	113	.398	40	54	.741	—	—	—	7	25	23	0	—	—	130	10.0

MacLEAN, DON

UCLA
Birthdate: Jan. 16, 1970

#25
Drafted: 1992, 1st round (19th overall) by Detroit

HT: 6-10 WT: 235

	G	GS	MIN	FG	FGA	PCT	FT	FTA	PCT	OFF	DEF	TOT	A	PF	D	ST	TO	BS	PTS	AVG
1996-97	37	2	733	163	365	.447	64	97	.660	41	99	140	37	71	0	12	47	10	402	10.9

3-PT. FG: 1996-97, 12-38 (.316)

MAHORN, RICK

Hampton
Birthdate: Sept. 21, 1958

#44 & #4
Drafted: 1980, 2nd round (35th overall) by Washington

HT: 6-10 WT: 260

	G	GS	MIN	FG	FGA	PCT	FT	FTA	PCT	OFF	DEF	TOT	A	PF	D	ST	TO	BS	PTS	AVG
1989-90	75	66	2271	313	630	.497	183	256	.715	167	401	568	98	251	2	44	104	103	811	10.8
1990-91	80	74	2439	261	559	.467	189	240	.788	151	470	621	118	276	6	79	127	56	711	8.9
1998-99	16	0	127	5	18	.278	3	8	.375	7	16	23	2	22	0	5	6	1	13	0.8
TOTALS	171	140	4837	579	1207	.479	375	504	.744	325	887	1212	218	549	8	128	237	160	1535	8.9

3-PT. FG: 1989-90, 2-9 (.222); 1990-91, 0-9 (.000); 1998-99, 0-0 (---); TOTALS, 2-18 (.111)

PLAYOFFS

	G	GS	MIN	FG	FGA	PCT	FT	FTA	PCT	OFF	DEF	TOT	A	PF	D	ST	TO	BS	PTS	AVG
1989-90	10	10	342	37	86	.430	20	26	.769	18	52	70	10	41	1	7	13	8	94	9.4
1990-91	8	8	208	20	36	.556	11	14	.786	7	35	42	14	25	0	2	8	4	51	6.4
1998-99	5	0	29	2	6	.333	1	2	.500	2	6	8	1	6	0	1	1	0	5	1.0
TOTALS	23	18	579	59	128	.461	32	42	.762	27	93	120	25	72	1	10	22	12	150	6.5

3-PT. FG: 1989-90, 0-1 (.000)

MALONE, JEFF

Mississippi State
Birthdate: June 28, 1961

#25
Drafted: 1983, 1st round (10th overall) by Washington

HT: 6-4 WT: 205

	G	GS	MIN	FG	FGA	PCT	FT	FTA	PCT	OFF	DEF	TOT	A	PF	D	ST	TO	BS	PTS	AVG
1993-94	27	23	903	187	389	.481	76	94	.809	23	61	84	59	46	0	14	28	0	454	16.8
1994-95	19	19	660	144	284	.507	51	59	.864	11	44	55	29	35	0	15	29	0	350	18.4
1995-96	25	3	407	63	160	.394	24	26	.923	8	24	32	19	19	0	13	19	0	155	6.2
TOTALS	61	45	1970	394	833	.473	151	179	.844	42	129	171	107	100	0	42	76	0	959	15.7

3-PT. FG: 1993-94, 4-6 (.667); 1994-95, 11-28 (.393); 1995-96, 5-16 (.313); TOTALS, 20-50 (.400)

MALONE, MOSES

Petersburg H.S. (VA)
Birthdate: Mar 23, 1955

#2
Drafted: 1976, by Portland in ABA Dispersal (5th pick)

HT: 6-10 WT: 255

	G	GS	MIN	FG	FGA	PCT	FT	FTA	PCT	OFF	DEF	TOT	A	PF	D	ST	TO	BS	PTS	AVG
1982-83	78	78	2922	654	1305	.501	600	788	.761	445	749	1194	101	206	0	89	264	157	1908	24.5
1983-84	71	71	2613	532	1101	.483	545	727	.750	352	598	950	96	188	0	71	250	110	1609	22.7
1984-85	79	79	2957	602	1284	.469	737	904	.815	385	646	1031	130	216	0	67	286	123	1941	24.6
1985-86	74	74	2706	571	1246	.458	617	784	.787	339	533	872	90	194	0	67	261	71	1759	23.8
1993-94	55	0	618	102	232	.440	90	117	.769	106	120	226	34	52	0	11	59	17	294	5.3
TOTALS	357	302	11816	2461	5168	.476	2589	3320	.780	1627	2646	4273	451	856	0	305	1120	478	7511	21.0

3-PT. FG: 1982-83, 0-1 (.000); 1983-84, 0-4 (.000); 1984-85, 0-2 (.000); 1985-86, 0-1 (.000); 1993-94, 0-1 (.000); TOTALS, 0-9 (.000)

ALL-TIME ROSTER



MOSES MALONE PLAYOFFS

	G	GS	MIN	FG	FGA	PCT	FT	FTA	PCT	OFF	DEF	TOT	A	PF	D	ST	TO	BS	PTS	AVG
1982-83	13	13	524	126	235	.536	86	120	.717	70	136	206	20	40	0	1	40	25	338	26.0
1983-84	5	5	212	38	83	.458	31	32	.969	20	49	69	7	15	0	3	21	11	107	21.4
1984-85	13	13	505	90	212	.425	82	103	.796	36	102	138	24	39	0	17	23	22	262	20.2
TOTALS	31	31	1241	254	530	.479	199	255	.780	126	287	413	51	94	0	21	84	58	707	22.8

ALL-STAR GAME

	G	GS	MIN	FG	FGA	PCT	FT	FTA	PCT	OFF	DEF	TOT	A	PF	D	ST	TO	BS	PTS	AVG	
1983	1	1	24	3	8	.375	4	6	.667	2	6	8	3	1	0	0	1	1	10	—	
1984	SELECTED BUT DNP DUE TO INJURY																				
1985	1	1	33	2	10	.200	3	6	.500	5	7	12	1	4	0	0	3	0	7	—	
1986	1	1	34	5	12	.417	6	9	.667	5	8	13	0	4	0	1	1	0	16	—	
TOTALS	3	3	91	10	30	.333	13	21	.619	12	21	33	4	9	0	1	5	1	33	11.0	

MARSHALL, DONYELL

Connecticut #8 HT: 6-9 WT: 230
 Birthdate: May 18, 1973 Drafted: 1994, 1st round (4th overall) by Minnesota

	G	GS	MIN	FG	FGA	PCT	FT	FTA	PCT	OFF	DEF	TOT	A	PF	D	ST	TO	BS	PTS	AVG
2008-09	25	0	189	33	73	.452	3	6	.500	6	34	40	15	24	0	4	6	5	94	3.8
3-PT. FG: 2008-09, 25-55 (.455)																				

PLAYOFFS

	G	GS	MIN	FG	FGA	PCT	FT	FTA	PCT	OFF	DEF	TOT	A	PF	D	ST	TO	BS	PTS	AVG
2008-09	6	0	50	6	16	.375	0	0	--	0	7	7	0	9	0	1	2	1	16	2.7
3-PT. FG: 2008-09, 4-11 (.364)																				

MASINO, AL

Canisius HT: 5-11 WT: 175 Birthdate: Feb. 5, 1928 Drafted: N/A

	G	GS	MIN	FG	FGA	PCT	FT	FTA	PCT	OFF	DEF	TOT	A	PF	D	ST	TO	BS	PTS	AVG
1953-54*	27	—	181	26	62	.419	30	49	.612	—	—	28	22	44	0	—	—	—	82	3.0

PLAYOFFS

	G	GS	MIN	FG	FGA	PCT	FT	FTA	PCT	OFF	DEF	TOT	A	PF	D	ST	TO	BS	PTS	AVG
1953-54	13	—	96	7	20	.350	7	15	.467	—	—	6	7	23	0	—	—	—	21	1.6

MASSENBURG, TONY

Maryland #30 HT: 6-9 WT: 245
 Birthdate: July 31, 1967 Drafted: 1990, 2nd round (43rd overall) by San Antonio

	G	GS	MIN	FG	FGA	PCT	FT	FTA	PCT	OFF	DEF	TOT	A	PF	D	ST	TO	BS	PTS	AVG
1995-96	30	8	804	114	236	.483	68	92	.739	75	111	186	12	73	0	15	38	11	296	9.9
3-PT. FG: 1995-96, 0-3 (.000)																				

MATTHEWS, WES

Wisconsin #1 HT: 6-1 WT: 170
 Birthdate: Aug. 24, 1959 Drafted: 1980, 1st round (14th overall) by Washington

	G	GS	MIN	FG	FGA	PCT	FT	FTA	PCT	OFF	DEF	TOT	A	PF	D	ST	TO	BS	PTS	AVG
1983-84	14	5	292	45	101	.446	9	14	.643	6	17	23	62	32	0	11	30	2	100	7.1
3-PT. FG: 1983-84, 1-7 (.143)																				

PLAYOFFS

	G	GS	MIN	FG	FGA	PCT	FT	FTA	PCT	OFF	DEF	TOT	A	PF	D	ST	TO	BS	PTS	AVG
1983-84	4	—	23	4	8	.500	1	2	.500	0	0	0	4	4	0	1	4	0	10	2.5

MAXWELL, VERNON

Florida #11 HT: 6-4 WT: 190
 Birthdate: Sept. 12, 1965 Drafted: 1988, 2nd round (47th overall) by Denver

	G	GS	MIN	FG	FGA	PCT	FT	FTA	PCT	OFF	DEF	TOT	A	PF	D	ST	TO	BS	PTS	AVG
1995-96	75	57	2467	410	1052	.390	251	332	.756	39	190	229	330	182	1	96	215	12	1217	16.2
2000-01	24	6	375	42	125	.336	15	22	.682	3	34	37	29	33	0	12	18	0	120	5.0
TOTALS	99	63	2842	452	1177	.384	266	354	.751	42	224	266	359	215	1	108	233	12	1337	13.5
3-PT. FG: 1995-96, 146-460 (.317); 2000-01, 21-64 (.328); TOTALS, 167-524 (.319)																				

MAY, DON

Dayton #34 HT: 6-4 WT: 220
 Birthdate: Jan. 3, 1946 Drafted: 1968, 3rd round (30th overall) by New York

	G	GS	MIN	FG	FGA	PCT	FT	FTA	PCT	OFF	DEF	TOT	A	PF	D	ST	TO	BS	PTS	AVG
1972-73	26	0	602	128	290	.441	53	62	.855	—	—	143	43	80	1	—	—	—	309	11.9
1973-74	56	5	812	152	367	.414	89	102	.873	25	111	136	63	137	0	—	—	8	393	7.0
TOTALS	82	5	1414	280	657	.426	142	164	.866	25	111	279	106	217	1	25	—	8	702	8.6

MAYES, THARON

Florida State #25 HT: 6-3 WT: 175
 Birthdate: Sept. 9, 1968 Drafted: Undrafted

	G	GS	MIN	FG	FGA	PCT	FT	FTA	PCT	OFF	DEF	TOT	A	PF	D	ST	TO	BS	PTS	AVG
1991-92	21	0	215	28	94	.298	20	30	.667	3	12	15	32	32	0	14	28	1	90	4.3
3-PT. FG: 1991-92, 14-39 (.359)																				

McADOO, BOB

North Carolina #11 HT: 6-9 WT: 210
 Birthdate: Sept. 25, 1951 Drafted: 1972, 1st round (2nd overall) by Buffalo

	G	GS	MIN	FG	FGA	PCT	FT	FTA	PCT	OFF	DEF	TOT	A	PF	D	ST	TO	BS	PTS	AVG
1985-86	29	0	609	116	251	.462	62	81	.765	25	78	103	35	64	0	10	49	18	294	10.1





BOB MCADOO PLAYOFFS

	G	GS	MIN	FG	FGA	PCT	FT	FTA	PCT	OFF	DEF	TOT	A	PF	D	ST	TO	BS	PTS	AVG
1985-86	5	—	73	20	36	.556	14	16	.875	8	6	14	2	13	0	4	2	5	54	10.8

McCASKILL, AMAL

Marquette
Birthdate: Oct. 28, 1973

#0
Drafted: 1996, 2nd round (49th overall) by Orlando

	G	GS	MIN	FG	FGA	PCT	FT	FTA	PCT	OFF	DEF	TOT	A	PF	D	ST	TO	BS	PTS	AVG
2003-04	59	3	636	47	117	.402	19	27	.704	48	85	113	20	89	0	12	25	20	113	1.9
3-PT FG: 2003-04, 0-1 (.000)																				

McCLAIN, TED

Tennessee State
Birthdate: Aug. 30, 1947

#12
Entered NBA with N.J. Nets From ABA 1976

	G	GS	MIN	FG	FGA	PCT	FT	FTA	PCT	OFF	DEF	TOT	A	PF	D	ST	TO	BS	PTS	AVG
1977-78	29	0	293	42	96	.438	7	10	.700	9	28	37	34	36	0	16	22	4	91	3.1

PLAYOFFS

	G	GS	MIN	FG	FGA	PCT	FT	FTA	PCT	OFF	DEF	TOT	A	PF	D	ST	TO	BS	PTS	AVG
1977-78	5	0	31	3	10	.300	0	0	---	2	4	6	10	4	0	5	5	0	6	1.2

McCORMICK, TIM

Michigan
Birthdate: Mar. 10, 1962

#40
Drafted: 1984, 1st round (12th overall) by Cleveland

	G	GS	MIN	FG	FGA	PCT	FT	FTA	PCT	OFF	DEF	TOT	A	PF	D	ST	TO	BS	PTS	AVG
1986-87	81	79	2817	391	718	.545	251	349	.719	180	431	611	114	270	4	36	153	64	1033	12.8
1987-88	23	17	601	71	138	.514	37	53	.698	49	95	144	26	75	1	14	35	8	179	7.8
TOTALS	104	96	3418	462	856	.540	288	402	.716	229	526	755	140	345	5	50	188	72	1212	11.7

PLAYOFFS

	G	GS	MIN	FG	FGA	PCT	FT	FTA	PCT	OFF	DEF	TOT	A	PF	D	ST	TO	BS	PTS	AVG
1986-87	5	—	121	12	24	.500	4	4	1.000	7	24	31	6	19	0	1	7	2	28	5.6

McFARLIN, IVAN

Oklahoma St.
Birthdate: April 26, 1982

#31
Drafted: Undrafted

	G	GS	MIN	FG	FGA	PCT	FT	FTA	PCT	OFF	DEF	TOT	A	PF	D	ST	TO	BS	PTS	AVG
2006-07	11	0	41	5	13	.385	5	7	.714	7	4	11	1	8	0	0	1	0	15	1.4
3PT. FG: 206-07, 0-1 (.000)																				

McGINNIS, GEORGE

Indiana
Birthdate: Aug. 12, 1950

#30
Drafted: 1973, 2nd round (22nd overall) by 76ers

	G	GS	MIN	FG	FGA	PCT	FT	FTA	PCT	OFF	DEF	TOT	A	PF	D	ST	TO	BS	PTS	AVG
1975-76	77	77	2946	647	1552	.417	475	642	.740	260	707	967	359	334	13	198	—	41	1769	23.0
1976-77	79	78	2769	659	1439	.458	372	546	.681	324	587	911	302	299	4	163	—	37	1690	21.4
1977-78	78	76	2533	588	1270	.463	411	574	.716	282	528	810	294	287	6	137	312	27	1587	20.3
TOTALS	234	231	8248	1894	4261	.444	1258	1762	.714	866	1822	2688	955	920	23	498	312	105	5046	21.6

PLAYOFFS

	G	GS	MIN	FG	FGA	PCT	FT	FTA	PCT	OFF	DEF	TOT	A	PF	D	ST	TO	BS	PTS	AVG
1975-76	3	—	120	29	61	.475	11	18	.611	9	32	41	12	14	1	1	—	4	69	23.0
1976-77	19	—	603	102	273	.374	65	114	.570	62	136	198	69	83	2	23	—	6	269	14.2
1977-78	10	—	273	53	125	.424	41	49	.837	24	54	78	30	40	1	15	38	1	147	14.7
TOTALS	32	—	996	184	425	.401	117	181	.646	95	222	317	111	137	4	39	38	11	485	15.2

ALL-STAR GAME

	G	GS	MIN	FG	FGA	PCT	FT	FTA	PCT	OFF	DEF	TOT	A	PF	D	ST	TO	BS	PTS	AVG
1976	1	0	19	4	9	.444	2	4	.500	1	6	7	2	2	0	0	—	0	10	—
1977	1	1	26	2	9	.222	0	2	.000	5	2	7	2	3	0	4	—	0	4	—
TOTALS	2	1	45	6	18	.333	2	6	.333	6	8	14	4	5	0	4	—	0	14	7.0

McKEY, DERRICK

Alabama
Birthdate: Oct. 10, 1966

#9
Drafted: 1987, 1st round (9th overall) by Seattle

	G	GS	MIN	FG	FGA	PCT	FT	FTA	PCT	OFF	DEF	TOT	A	PF	D	ST	TO	BS	PTS	AVG
2001-02	41	1	784	52	122	.426	10	14	.714	48	79	127	45	90	0	41	22	4	119	2.9
3-PT. FG: 2001-02 5-12, .417																				

PLAYOFFS

	G	GS	MIN	FG	FGA	PCT	FT	FTA	PCT	OFF	DEF	TOT	A	PF	D	ST	TO	BS	PTS	AVG
2001-02	4	0	40	4	8	.500	0	0	---	3	3	6	1	5	0	1	1	2	8	2.0

McKIE, AARON

Temple
Birthdate: Oct. 2, 1972

#8
Drafted: 1994, 1st round (17th overall) by Portland

	G	GS	MIN	FG	FGA	PCT	FT	FTA	PCT	OFF	DEF	TOT	A	PF	D	ST	TO	BS	PTS	AVG
1997-98	57	31	1341	96	277	.347	22	32	.688	34	129	163	137	117	0	78	52	12	223	3.9
1998-99	50	4	959	95	237	.401	44	62	.710	27	113	140	100	90	1	63	57	3	240	4.8
1999-00	82	82	1952	244	593	.411	121	146	.829	47	199	246	240	194	3	108	113	18	653	8.0
2000-01	76	33	2394	338	714	.473	149	194	.768	33	278	311	377	178	3	106	203	8	878	11.6
2001-02	48	16	1471	220	490	.449	96	122	.787	26	166	192	179	74	0	56	93	14	587	12.2
2002-03	80	40	2374	286	666	.429	112	134	.836	61	289	350	278	177	2	131	109	9	721	9.0
2003-04	75	41	2112	265	577	.459	84	111	.757	45	208	253	195	142	1	85	103	23	689	9.2
2004-05	68	3	1118	61	142	.430	10	16	.625	20	152	172	103	116	2	48	31	17	152	2.2
TOTALS	536	250	13721	1605	3696	.434	638	817	.781	293	1534	1827	1609	1088	12	675	761	104	4143	7.7
3-PT FG: 1997-98, 9-46 (.196); 1998-99, 6-31 (.194); 1999-00, 44-121 (.364); 2000-01, 53-170 (.312); 2001-02, 51-128 (.398); 2002-03, 37-112 (.330); 2003-04, 75-172 (.436); 2004-05, 20-62 (.323) TOTALS, 295-842 (.350)																				

ALL-TIME ROSTER



AARON MCKIE PLAYOFFS

	G	GS	MIN	FG	FGA	PCT	FT	FTA	PCT	OFF	DEF	TOT	A	PF	D	ST	TO	BS	PTS	AVG
1998-99	6	0	97	7	23	.304	6	7	.857	4	11	15	11	17	0	4	1	0	20	3.3
1999-00	10	6	331	50	103	.485	26	31	.839	4	32	36	46	26	0	4	16	2	138	13.8
2000-01	23	16	892	125	301	.415	59	75	.787	24	95	119	121	67	0	34	46	3	336	14.6
2001-02	5	0	146	20	46	.435	7	10	.700	2	16	18	12	12	0	10	10	0	53	10.6
2002-03	12	0	315	38	71	.535	12	14	.857	5	38	43	22	31	0	10	15	2	93	7.8
2004-05	5	0	85	3	7	.429	0	0	---	1	11	12	5	9	0	4	1	0	7	1.4
TOTALS	61	22	1866	243	551	.441	110	137	.803	40	203	243	217	162	0	66	89	7	647	10.6

3-PT. FG: 1998-99, 0-1 (.000); 1999-00, 12-35 (.343); 2000-01, 27-64 (.422); 2001-02, 6-16 (.375); 2002-03, 5-9 (.556); 2004-05, 1-3 (.333)
 TOTALS, 51-128 (.398)

MCLEOD, ROSHOWN

Duke
 Birthdate: Nov. 17, 1975

#7
 Drafted: 1998, 1st round (20th overall) by Atlanta

	G	GS	MIN	FG	FGA	PCT	FT	FTA	PCT	OFF	DEF	TOT	A	PF	D	ST	TO	BS	PTS	AVG
2000-01	1	0	15	1	2	.500	0	0	---	1	1	2	0	2	0	0	1	0	2	2.0

3-PT. FG: 2000-01, 0-1 (.000)

MCNAMARA, MARK

California
 Birthdate: June 8, 1959

#31
 Drafted: 1982, 1st round (22nd overall) by 76ers

	G	GS	MIN	FG	FGA	PCT	FT	FTA	PCT	OFF	DEF	TOT	A	PF	D	ST	TO	BS	PTS	AVG
1982-83	36	2	182	29	64	.453	20	45	.444	34	42	76	7	42	1	3	36	3	78	2.2
1986-87	11	1	113	14	30	.467	7	19	.368	17	19	36	2	17	0	1	8	0	35	3.2
1987-88	42	18	581	52	133	.391	48	66	.727	66	91	157	18	67	0	4	26	12	152	3.6
TOTALS	89	21	876	95	227	.419	75	130	.577	117	152	269	27	126	1	8	70	15	265	3.0

PLAYOFFS

	G	GS	MIN	FG	FGA	PCT	FT	FTA	PCT	OFF	DEF	TOT	A	PF	D	ST	TO	BS	PTS	AVG
1982-83	2	—	2	2	2	1.000	0	0	---	0	1	1	0	0	0	0	0	0	4	2.0
1986-87	1	—	2	1	1	1.000	0	0	---	0	1	1	0	0	0	0	0	0	2	2.0
TOTALS	3	—	4	3	3	1.000	0	0	---	0	2	2	0	0	0	0	0	0	6	2.0

MEEKS, JODIE

Kentucky
 Birthdate: Aug. 21, 1987

#20
 Drafted: 2009, 2nd round (41st overall) by Milwaukee

	G	GS	MIN	FG	FGA	PCT	FT	FTA	PCT	OFF	DEF	TOT	A	PF	D	ST	TO	BS	PTS	AVG
2009-10	19	0	233	40	91	.440	13	18	.722	4	23	27	17	19	0	5	5	1	112	5.9
2010-11	74	64	2062	242	570	.425	152	170	.894	21	150	171	78	97	0	63	60	4	774	10.5
2011-12	66	50	1644	191	467	.409	77	85	.906	17	144	161	54	82	0	40	29	3	556	8.4
TOTALS	159	114	3938	473	1128	.419	242	273	.886	42	317	359	149	198	0	108	94	8	1442	9.1

3-PT. FG: 2009-10, 19-50 (.380); 2010-11, 138-348 (.397); 2011-12, 97-266 (.365); TOTALS, 254-664 (.383)

JODIE MEEKS PLAYOFFS

	G	GS	MIN	FG	FGA	PCT	FT	FTA	PCT	OFF	DEF	TOT	A	PF	D	ST	TO	BS	PTS	AVG
2010-11	5	5	125	13	31	.419	5	6	.833	2	8	10	4	6	0	3	2	0	39	7.8
2011-12	6	1	32	0	3	.000	4	4	1.000	0	0	0	2	3	0	0	1	1	4	0.7
TOTALS	11	6	157	13	34	.382	9	10	.900	2	8	10	6	9	0	3	3	1	43	3.9

3-PT. FG: 2010-11, 8-18 (.444); 2011-12, 0-1 (.000); TOTALS, 8-19 (.421)

MELCHIONI, BILLY

Villanova
 Birthdate: Oct. 19, 1944

#28
 Drafted: 1966, 2nd round (19th overall) by 76ers

	G	GS	MIN	FG	FGA	PCT	FT	FTA	PCT	OFF	DEF	TOT	A	PF	D	ST	TO	BS	PTS	AVG
1966-67	73	—	692	138	336	.391	39	60	.650	—	—	98	98	73	0	—	—	—	315	4.3
1967-68	71	—	758	146	336	.435	33	47	.702	—	—	104	105	75	0	—	—	—	325	4.6
TOTALS	144	—	1450	284	689	.412	72	107	.673	—	—	202	203	148	0	—	—	—	640	4.4

PLAYOFFS

	G	GS	MIN	FG	FGA	PCT	FT	FTA	PCT	OFF	DEF	TOT	A	PF	D	ST	TO	BS	PTS	AVG
1966-67	1	—	5	0	2	.000	0	2	.000	—	—	3	1	0	0	—	—	—	0	0.0
1967-68	9	—	50	8	24	.333	2	4	.500	—	—	4	10	4	0	—	—	—	18	2.0
TOTALS	10	—	55	8	26	.308	2	6	.333	—	—	7	11	4	0	—	—	—	18	1.8

MERIWETHER, PORTER

Tennessee State
 Birthdate: March 16, 1940

#7
 Drafted: 1962, 3rd round (21st overall) by Syracuse

	G	GS	MIN	FG	FGA	PCT	FT	FTA	PCT	OFF	DEF	TOT	A	PF	D	ST	TO	BS	PTS	AVG
1962-63	31	—	268	48	122	.393	23	33	.697	—	—	29	43	19	0	—	—	—	119	3.8

MILLER, ANDRE

Utah
 Birthdate: March 19, 1976

#7
 Drafted: 1999, 1st round (8th overall) by Cleveland

	G	GS	MIN	FG	FGA	PCT	FT	FTA	PCT	OFF	DEF	TOT	A	PF	D	ST	TO	BS	PTS	AVG
2006-07	57	56	2144	307	661	.464	160	198	.808	72	176	248	416	126	0	73	152	6	775	13.6
2007-08	82	82	3016	569	1156	.492	257	333	.772	95	229	324	565	181	0	105	206	6	1398	17.0
2008-09	82	82	2976	492	1041	.473	338	409	.826	123	245	368	534	196	1	109	199	14	1337	16.3
TOTALS	221	220	8136	1368	2858	.479	755	940	.803	290	650	940	1515	503	1	287	557	26	3510	15.9

3-PT. FG: 2006-07, 1-19 (.053); 2007-08, 3-34 (.088); 2008-09, 15-53 (.283); TOTALS, 19-106 (.179)





ANDRE MILLER PLAYOFFS

G	GS	MIN	FG	FGA	PCT	FT	FTA	PCT	OFF	DEF	TOT	A	PF	D	ST	TO	BS	PTS	AVG	
2007-08	6	6	229	39	89	.438	14	22	.636	7	12	19	20	12	0	5	14	0	92	15.3
2008-09	6	6	258	48	101	.475	28	34	.824	9	29	38	32	17	0	7	19	1	127	21.2
TOTALS	12	12	487	87	190	.458	42	56	.750	16	41	57	52	29	0	12	33	1	219	18.3

3-PT. FG: 2007-08, 0-3 (.000); 2008-09, 3-10 (.300); TOTALS, 3-13 (.231)

MILLER, ANTHONY (PIG) Michigan State
 Birthdate: Oct. 27, 1971 #41 HT: 6-9 WT: 255
 Drafted: 1994, 2nd round (39th overall) by Golden St.

G	GS	MIN	FG	FGA	PCT	FT	FTA	PCT	OFF	DEF	TOT	A	PF	D	ST	TO	BS	PTS	AVG	
2000-01	1	0	2	0	---	0	0	---	0	0	0	0	0	0	0	0	0	0	0	0.0

MIX, STEVE Toledo
 Birthdate: Dec. 30, 1947 #50 HT: 6-7 WT: 215
 Drafted: 1969, 5th round (61st overall) by Detroit

G	GS	MIN	FG	FGA	PCT	FT	FTA	PCT	OFF	DEF	TOT	A	PF	D	ST	TO	BS	PTS	AVG	
1973-74	82	82	2969	495	1042	.475	228	288	.792	305	559	864	152	305	9	212	—	37	1218	14.9
1974-75	46	46	1748	280	582	.481	159	205	.776	155	345	500	99	175	6	79	—	21	719	15.6
1975-76	81	63	3039	421	844	.499	287	351	.818	215	447	662	216	288	6	158	—	29	1129	13.9
1976-77	75	9	1958	288	551	.523	215	263	.817	127	249	376	152	167	0	90	—	20	791	10.5
1977-78	82	20	1819	291	560	.520	175	220	.795	96	201	297	174	158	1	87	131	3	757	9.2
1978-79	74	1	1269	265	493	.538	161	201	.801	109	184	293	121	112	0	57	100	16	691	9.3
1979-80	81	5	1543	363	703	.516	207	249	.831	114	176	290	149	114	0	67	132	9	937	11.6
1980-81	72	1	1327	288	575	.501	200	240	.833	105	159	264	114	107	0	59	88	18	776	10.8
1981-82	75	0	1235	202	399	.506	136	172	.791	92	133	225	93	86	0	42	67	17	541	7.2
TOTALS	668	227	16907	2893	5749	.503	1768	2189	.808	1318	2453	3771	1270	1512	22	851	518	170	7559	11.3

3-PT. FG: 1979-80, 4-10 (.400); 1980-81, 0-3 (.000); 1981-82, 1-4 (.250); TOTALS, 5-17 (.294)

PLAYOFFS

G	GS	MIN	FG	FGA	PCT	FT	FTA	PCT	OFF	DEF	TOT	A	PF	D	ST	TO	BS	PTS	AVG	
1975-76	3	—	134	18	46	.391	8	10	.800	6	12	18	12	13	1	11	—	2	44	14.7
1976-77	19	—	412	56	107	.523	37	45	.822	22	42	64	44	39	0	21	—	3	149	7.8
1977-78	10	—	235	49	82	.598	38	43	.884	17	29	46	36	22	0	15	12	1	136	13.6
1978-79	9	—	179	31	59	.525	13	15	.867	12	23	35	16	20	0	6	11	0	75	8.3
1979-80	17	—	200	44	96	.458	25	28	.893	10	21	31	13	22	0	8	15	5	113	6.6
1980-81	16	—	206	32	77	.416	24	26	.923	19	23	42	10	16	0	4	11	2	88	5.5
1981-82	7	—	50	12	22	.545	5	7	.714	4	7	11	6	5	0	0	4	0	30	4.3
TOTALS	81	—	1416	242	489	.495	150	174	.862	90	157	247	137	137	1	65	53	13	635	7.8

ALL-STAR GAME

G	GS	MIN	FG	FGA	PCT	FT	FTA	PCT	OFF	DEF	TOT	A	PF	D	ST	TO	BS	PTS	AVG
1975	1	0	11	2	5	.400	0	0	---	---	0	2	2	2	0	—	—	4	4.0

MOHAMMED, NAZR Kentucky
 Birthdate: Sept. 5, 1977 #14 HT: 6-10 WT: 240
 Drafted: 1998, 1st round (29th overall) by Utah

G	GS	MIN	FG	FGA	PCT	FT	FTA	PCT	OFF	DEF	TOT	A	PF	D	ST	TO	BS	PTS	AVG	
1998-99	26	0	121	15	42	.357	12	21	.571	18	19	37	2	22	0	5	12	4	42	1.6
1999-00	28	3	190	21	54	.389	12	22	.545	16	34	50	2	29	0	4	18	12	54	1.9
2000-01	30	3	196	41	88	.466	14	28	.500	18	37	55	2	40	0	6	9	7	96	3.2
TOTALS	84	6	507	77	184	.418	38	71	.535	52	90	142	6	91	0	15	39	23	192	2.3

PLAYOFFS

G	GS	MIN	FG	FGA	PCT	FT	FTA	PCT	OFF	DEF	TOT	A	PF	D	ST	TO	BS	PTS	AVG	
1999-00	3	0	34	8	14	.571	0	0	---	0	2	2	1	4	0	3	0	0	17	5.7

MONEY, ERIC Arizona
 Birthdate: Feb. 6, 1955 #22 HT: 6-0 WT: 170
 Drafted: 1974, 2nd round (33rd overall) by Detroit

G	GS	MIN	FG	FGA	PCT	FT	FTA	PCT	OFF	DEF	TOT	A	PF	D	ST	TO	BS	PTS	AVG	
1978-79	23	0	545	119	217	.548	34	54	.630	15	22	37	82	70	2	13	69	2	272	11.8
1979-80	6	0	82	14	36	.389	2	2	1.000	3	4	7	16	11	0	0	12	1	30	5.0
TOTALS	29	0	627	133	253	.526	36	56	.643	18	26	44	98	81	2	13	81	3	302	10.4

PLAYOFFS

G	GS	MIN	FG	FGA	PCT	FT	FTA	PCT	OFF	DEF	TOT	A	PF	D	ST	TO	BS	PTS	AVG	
1978-79	8	—	129	26	61	.426	2	4	.500	6	5	11	22	17	0	3	22	0	54	6.8

MONTESS, ERIC North Carolina
 Birthdate: Sept. 23, 1971 #00 HT: 7-0 WT: 270
 Drafted: 1994, 1st round (9th overall) by Boston

G	GS	MIN	FG	FGA	PCT	FT	FTA	PCT	OFF	DEF	TOT	A	PF	D	ST	TO	BS	PTS	AVG	
1997-98	20	20	337	30	76	.395	7	19	.368	28	64	92	7	61	0	7	15	12	67	3.4

MOSLEY, GLENN Seton Hall
 Birthdate: Dec. 26, 1955 #34 HT: 6-8 WT: 195
 Drafted: 1977, 1st round (20th overall) by 76ers

G	GS	MIN	FG	FGA	PCT	FT	FTA	PCT	OFF	DEF	TOT	A	PF	D	ST	TO	BS	PTS	AVG	
1977-78	6	0	21	5	13	.385	3	7	.429	0	5	5	2	5	0	0	5	0	13	2.2

MOULTRIE, ARNETT Mississippi State
 Birthdate: Nov. 18, 1990 #5 HT: 6-10 WT: 245
 Drafted: 2012, 1st round (27th overall) by Miami

G	GS	MIN	FG	FGA	PCT	FT	FTA	PCT	OFF	DEF	TOT	A	PF	D	ST	TO	BS	PTS	AVG	
2012-13	47	0	542	78	134	.582	18	28	.643	76	69	145	10	43	0	17	19	10	174	3.7

ALL-TIME ROSTER



MOSS, PERRY

Northeastern
Birthdate: Nov. 11, 1958

#9
Drafted: 1982, 3rd round (69th overall) by Boston

	G	GS	MIN	FG	FGA	PCT	FT	FTA	PCT	OFF	DEF	TOT	A	PF	D	ST	TO	BS	PTS	AVG
1985-86	60	0	852	95	239	.397	54	74	.730	25	65	90	89	106	0	50	61	12	249	4.2
3-PT.FG:	1985-86, 5-25 (.200)																			

PLAYOFFS

	G	GS	MIN	FG	FGA	PCT	FT	FTA	PCT	OFF	DEF	TOT	A	PF	D	ST	TO	BS	PTS	AVG
1985-86	7	—	28	2	8	.258	1	1	1.000	0	3	3	2	6	0	0	4	1	5	0.7
3-PT.FG:	1985-86, 0-1 (.000)																			

MUTOMBO, DIKEMBE

Georgetown
Birthdate: June 25, 1966

#55
Drafted: 1991, 1st round (4th overall) by Denver

	G	GS	MIN	FG	FGA	PCT	FT	FTA	PCT	OFF	DEF	TOT	A	PF	D	ST	TO	BS	PTS	AVG
2000-01	26	26	875	100	202	.495	104	137	.759	119	203	322	22	65	0	9	52	66	304	11.7
2001-02	80	80	2907	321	641	.501	278	364	.764	254	609	863	83	242	2	29	156	190	920	11.5
TOTALS	106	106	3782	421	843	.499	382	501	.762	373	812	1185	105	307	2	38	208	256	1224	11.5

PLAYOFFS

	G	GS	MIN	FG	FGA	PCT	FT	FTA	PCT	OFF	DEF	TOT	A	PF	D	ST	TO	BS	PTS	AVG
2000-01	23	23	981	102	208	.490	115	148	.777	113	203	316	17	56	1	15	36	72	319	13.9
2001-02	5	5	173	14	31	.452	16	26	.615	14	39	53	3	16	0	2	11	9	44	8.8
TOTALS	28	28	1154	116	239	.485	131	174	.753	127	242	369	20	72	1	17	47	81	363	12.9

ALL STAR GAME

	G	GS	MIN	FG	FGA	PCT	FT	FTA	PCT	OFF	DEF	TOT	A	PF	D	ST	TO	BS	PTS	AVG
2002	1	0	21	3	5	.600	2	2	1.000	0	4	10	0	0	0	0	2	1	8	8.0

MYERS, PETE

Arkansas Little Rock
Birthdate: Sept 15, 1963

#8
Drafted: 1986, 6th round (120th overall) by Chicago

	G	GS	MIN	FG	FGA	PCT	FT	FTA	PCT	OFF	DEF	TOT	A	PF	D	ST	TO	BS	PTS	AVG
1988-89	4	0	40	6	12	.500	2	4	.500	3	7	10	2	3	0	3	4	0	14	3.5

NAILON, LEE

TCU
Birthdate: Nov. 22, 1975

#54
Drafted: 1999(43rd overall) by Charlotte

	G	GS	MIN	FG	FGA	PCT	FT	FTA	PCT	OFF	DEF	TOT	A	PF	D	ST	TO	BS	PTS	AVG
2005-06	22	0	237	40	80	.500	13	15	.867	23	19	42	7	32	0	8	10	4	93	4.2

NEAL, JIM

Wofford
Birthdate: May 21, 1930

Drafted: 1953, by Syracuse

	G	GS	MIN	FG	FGA	PCT	FT	FTA	PCT	OFF	DEF	TOT	A	PF	D	ST	TO	BS	PTS	AVG
1953-54	67	—	899	117	369	.317	78	132	.591	—	—	257	24	139	0	—	—	—	312	4.7

PLAYOFFS

	G	GS	MIN	FG	FGA	PCT	FT	FTA	PCT	OFF	DEF	TOT	A	PF	D	ST	TO	BS	PTS	AVG
1953-54	11	—	100	13	35	.371	5	13	.385	—	—	27	2	14	0	—	—	—	31	2.8

NEUMANN, PAUL

Stanford
Birthdate: Jan. 30, 1938

#5
Drafted: 1959, 4th round (27th overall) by Syracuse

	G	GS	MIN	FG	FGA	PCT	FT	FTA	PCT	OFF	DEF	TOT	A	PF	D	ST	TO	BS	PTS	AVG
1961-62	77	—	1265	172	401	.429	133	172	.773	—	—	194	176	203	3	—	—	—	477	6.2
1962-63	80	—	1581	237	503	.471	181	222	.815	—	—	200	227	221	5	—	—	—	655	8.2
1963-64	74	—	1973	324	732	.443	210	266	.789	—	—	246	291	211	1	—	—	—	858	11.6
1964-65	40	—	1100	213	434	.491	148	184	.804	—	—	102	139	119	1	—	—	—	574	14.4
TOTALS	271	—	5919	946	2070	.457	672	844	.796	—	—	742	833	754	10	—	—	—	2564	9.5

PLAYOFFS

	G	GS	MIN	FG	FGA	PCT	FT	FTA	PCT	OFF	DEF	R	A	PF	D	ST	TO	BS	PTS	AVG
1961-62	5	—	124	12	29	.414	4	6	.667	—	—	17	14	13	0	—	—	—	28	5.6
1962-63	4	—	65	8	18	.444	0	1	.000	—	—	14	9	11	0	—	—	—	16	4.0
1963-64	5	—	165	27	59	.458	26	31	.839	—	—	13	25	13	0	—	—	—	80	16.0
TOTALS	14	—	354	47	106	.443	30	38	.789	—	—	44	48	37	0	—	—	—	124	8.9

NIMPHIUS, KURT

Arizona State
Birthdate: Mar. 13, 1958

#40
Drafted: 1980, 3rd round (47th overall) by Denver

	G	GS	MIN	FG	FGA	PCT	FT	FTA	PCT	OFF	DEF	TOT	A	PF	D	ST	TO	BS	PTS	AVG
1989-90	38	1	314	38	91	.418	14	30	.467	22	39	61	6	45	0	4	12	18	90	2.4
3-PT.FG:	1989-90, 0-1 (.000)																			

PLAYOFFS

	G	GS	MIN	FG	FGA	PCT	FT	FTA	PCT	OFF	DEF	TOT	A	PF	D	ST	TO	BS	PTS	AVG
1989-90	4	—	18	1	7	.143	0	0	---	3	1	4	0	1	0	1	0	1	2	0.5





NOCIONI, ANDRES

Argentina
Birthdate: Nov., 30, 1979

#5
Drafted: Undrafted

HT: 6-7

WT: 225

	G	GS	MIN	FG	FGA	PCT	FT	FTA	PCT	OFF	DEF	TOT	A	PF	D	ST	TO	BS	PTS	AVG
2010-11	54	17	931	118	277	.426	49	61	.803	19	150	169	45	100	1	14	47	15	327	6.1
2011-12	11	1	56	5	20	.250	6	11	.545	1	13	14	1	4	0	1	5	1	17	1.5
TOTALS	65	18	987	123	297	.414	55	72	.764	20	163	183	46	104	1	15	52	16	344	5.3

3-PT. FG: 2010-11, 42-118 (.356); 2011-12, 1-6 (.167); TOTALS, 43-124 (.347)

PLAYOFFS

	G	GS	MIN	FG	FGA	PCT	FT	FTA	PCT	OFF	DEF	TOT	A	PF	D	ST	TO	BS	PTS	AVG
2010-11	1	0	10	0	3	.000	0	0	---	0	2	2	0	1	0	0	1	0	0	0.0

3-PT. FG: 2010-11, 0-2 (.000)

NORMAN, CONIEL

Arizona
Birthdate: Sept. 24, 1953

#22
Drafted: 1974, 3rd round (37th overall) by 76ers

HT: 6-3

WT: 176

	G	GS	MIN	FG	FGA	PCT	FT	FTA	PCT	OFF	DEF	TOT	A	PF	D	ST	TO	BS	PTS	AVG
1974-75	12	0	72	23	44	.523	2	3	.667	3	9	12	4	9	0	3	—	1	48	4.0
1975-76	65	1	818	183	422	.434	20	24	.833	51	50	101	66	87	1	28	—	7	386	5.9
TOTALS	77	1	890	206	466	.442	22	27	.815	54	59	113	70	96	1	31	—	8	434	5.6

PLAYOFFS

	G	GS	MIN	FG	FGA	PCT	FT	FTA	PCT	OFF	DEF	TOT	A	PF	D	ST	TO	BS	PTS	AVG
1975-76	1	—	1	1	1	1.000	0	0	---	0	1	1	0	0	0	0	—	0	2	2.0

NOVAK, MIKE

Loyola (Chicago)
Birthdate: Aug. 15, 1978

Drafted: N/A

HT: 6-9

WT: 220

	G	GS	MIN	FG	FGA	PCT	FT	FTA	PCT	OFF	DEF	TOT	A	PF	D	ST	TO	BS	PTS	AVG
1953-54	5	—	24	0	7	.000	1	2	.500	—	—	2	2	9	0	—	—	—	1	0.2

OGDEN, BUD

Santa Clara
Birthdate: Dec. 29, 1946

#28
Drafted: 1969, 1st round (13th overall) by 76ers

HT: 6-6

WT: 215

	G	GS	MIN	FG	FGA	PCT	FT	FTA	PCT	OFF	DEF	TOT	A	PF	D	ST	TO	BS	PTS	AVG
1969-70	47	—	357	82	172	.427	27	39	.692	—	—	86	31	62	2	—	—	—	191	4.1
1970-71	27	—	133	24	66	.364	18	26	.692	—	—	20	17	21	0	—	—	—	66	2.4
TOTALS	74	—	490	106	238	.445	45	65	.692	—	—	106	48	83	2	—	—	—	257	3.5

PLAYOFFS

	G	GS	MIN	FG	FGA	PCT	FT	FTA	PCT	OFF	DEF	TOT	A	PF	D	ST	TO	BS	PTS	AVG
1969-70	1	—	12	5	9	.556	2	4	.500	—	—	1	6	0	0	—	—	—	12	12.0

OLIVER, BRIAN

Georgia Tech
Birthdate: June 1, 1968

#31
Drafted: 1990, 2nd round (32nd overall) by 76ers

HT: 6-4

WT: 210

	G	GS	MIN	FG	FGA	PCT	FT	FTA	PCT	OFF	DEF	TOT	A	PF	D	ST	TO	BS	PTS	AVG
1990-91	73	4	800	111	272	.408	52	71	.732	18	62	80	88	76	0	34	50	4	279	3.8
1991-92	34	0	279	33	100	.330	15	22	.682	10	20	30	20	33	0	10	24	2	81	2.4
TOTALS	107	4	1079	144	372	.387	67	93	.720	28	82	110	108	109	0	44	74	6	360	3.4

3-PT. FG: 1990-91, 5-18 (.278); 1991-92, 0-4 (.000); TOTALS, 5-22 (.227)

BRIAN OLIVER PLAYOFFS

	G	GS	MIN	FG	FGA	PCT	FT	FTA	PCT	OFF	DEF	TOT	A	PF	D	ST	TO	BS	PTS	AVG
1990-91	4	—	15	2	6	.333	2	2	1.000	0	0	0	1	4	0	1	0	0	6	1.5

OLLIE, KEVIN

Connecticut
Birthdate: Dec. 27, 1972

#5, 12
Drafted: Undrafted

HT: 6-2

WT: 195

	G	GS	MIN	FG	FGA	PCT	FT	FTA	PCT	OFF	DEF	TOT	A	PF	D	ST	TO	BS	PTS	AVG
1999-00	40	0	290	22	49	.449	28	37	.757	4	27	31	46	27	0	10	10	0	72	1.8
2000-01	51	4	764	71	165	.430	51	70	.729	13	59	72	121	70	0	25	40	1	194	3.8
2004-05	26	0	158	11	31	.355	6	9	.667	3	16	19	19	16	0	5	6	0	28	1.1
2005-06	70	23	1069	75	174	.431	41	49	.837	13	85	98	101	103	1	33	29	3	192	2.7
2006-07	53	23	919	81	187	.433	37	45	.822	8	66	74	130	76	0	21	47	1	199	3.8
2007-08	40	0	300	29	69	.420	12	15	.800	4	15	19	38	28	0	10	5	0	70	1.8
TOTALS	280	50	3500	289	675	.428	175	225	.778	45	268	313	455	320	1	104	137	5	755	2.7

3-PT. FG: 2000-01, 1-3 (.333); 2005-06, 1-3 (.333); 2006-07, 0-2 (.000); 2007-08, 0-1 (.000); TOTALS, 2-9 (.222)

PLAYOFFS

	G	GS	MIN	FG	FGA	PCT	FT	FTA	PCT	OFF	DEF	TOT	A	PF	D	ST	TO	BS	PTS	AVG
1999-00	10	—	65	6	12	.500	8	9	.889	0	5	5	12	5	0	2	3	0	20	2.0
2000-01	23	—	123	10	27	.370	13	14	.929	2	7	9	23	12	0	0	8	0	33	1.4
2004-05	0	0	0	0	0	—	0	0	—	0	0	0	0	0	0	0	0	0	0	0.0
2007-08	3	0	19	1	4	.250	2	2	1.000	0	1	1	3	1	0	2	0	0	3	1.3
TOTALS	33	0	188	16	39	.870	21	23	.913	2	12	14	35	17	0	2	11	0	53	1.6

OSBORNE, CHUCK

Western Kentucky
Birthdate: Jan. 21, 1939

Drafted: N/A

HT: 6-6

WT: 210

	G	GS	MIN	FG	FGA	PCT	FT	FTA	PCT	OFF	DEF	TOT	A	PF	D	ST	TO	BS	PTS	AVG
1961-62	4	—	21	1	8	.125	3	4	.750	—	—	9	1	3	0	—	—	—	5	1.3

ALL-TIME ROSTER



OSTERKON, WALLY

Illinois
Birthdate: July 6, 1928

#8
Drafted: N/A

HT: 6-5

WT: 215

	G	GS	MIN	FG	FGA	PCT	FT	FTA	PCT	OFF	DEF	TOT	A	PF	D	ST	TO	BS	PTS	AVG
1951-52	66	—	1721	145	413	.351	199	335	.594	—	—	444	117	226	8	—	—	—	489	7.4
1952-53	49	—	1016	85	262	.324	106	168	.631	—	—	217	61	129	2	—	—	—	276	5.6
1953-54	70	—	2164	203	586	.346	209	361	.579	—	—	487	151	209	1	—	—	—	615	8.8
1954-55	19	—	286	20	97	.206	16	32	.500	—	—	70	17	32	0	—	—	—	56	2.9
TOTALS	204	—	5187	453	1358	.334	530	896	.592	—	—	1218	346	596	11	—	—	—	1436	7.0

PLAYOFFS

	G	GS	MIN	FG	FGA	PCT	FT	FTA	PCT	OFF	DEF	TOT	A	PF	D	ST	TO	BS	PTS	AVG
1951-52	7	—	249	23	67	.343	28	47	.596	—	—	57	20	32	1	—	—	—	74	10.6
1952-53	2	—	42	4	9	.444	1	3	.333	—	—	4	2	11	1	—	—	—	9	4.5
1953-54	13	—	542	45	122	.369	50	90	.556	—	—	125	37	40	1	—	—	—	140	10.8
1954-55	11	—	75	11	34	.324	13	17	.765	—	—	21	11	14	0	—	—	—	35	3.2
TOTALS	33	—	908	83	232	.358	92	157	.586	—	—	207	70	97	3	—	—	—	258	7.8

OVERTON, DOUG

La Salle
Birthdate: Aug. 3, 1969

#11
Drafted: 1991, 2nd round (40th overall) by Detroit

HT: 6-3

WT: 190

	G	GS	MIN	FG	FGA	PCT	FT	FTA	PCT	OFF	DEF	TOT	A	PF	D	ST	TO	BS	PTS	AVG
1996-97	61	4	634	81	190	.426	45	48	.938	18	50	68	101	44	0	142	39	0	217	3.6
1997-98	23	2	277	24	63	.381	14	16	.875	2	12	14	37	34	0	8	23	1	62	2.7
1998-99	10	0	37	5	15	.333	0	0	.000	0	2	2	4	2	0	1	2	0	10	1.0
TOTALS	94	6	948	110	268	.410	59	64	.922	20	64	84	142	80	0	151	64	1	289	3.1

3-PT. FG: 1996-97, 10-40 (.250); 1997-98, 0-3 (.000); 1998-99, 0-1 (.000); TOTALS, 10-44 (.228)

OWENS, BILLY

Syracuse
Birthdate: May 1, 1969

#30
Drafted: 1991, 1st round (3rd overall) by Sacramento

HT: 6-9

WT: 225

	G	GS	MIN	FG	FGA	PCT	FT	FTA	PCT	OFF	DEF	TOT	A	PF	D	ST	TO	BS	PTS	AVG
1999-00	46	7	919	112	258	.434	38	64	.594	63	129	192	59	119	1	26	61	16	271	5.9

3-PT. FG: 1999-00, 9-27 (.333)

PALAZZI, TOGO

Holy Cross
Birthdate: Aug. 8, 1932

Drafted: N/A

HT: 6-4

WT: 205

	G	GS	MIN	FG	FGA	PCT	FT	FTA	PCT	OFF	DEF	TOT	A	PF	D	ST	TO	BS	PTS	AVG
1956-57*	63	—	1013	210	571	.368	136	175	.777	—	—	262	49	117	0	—	—	—	556	8.8
1957-58	67	—	1001	228	579	.394	123	171	.719	—	—	243	42	125	5	—	—	—	579	8.6
1958-59	71	—	1053	240	612	.392	115	158	.728	—	—	266	67	174	0	—	—	—	595	8.4
1959-60	7	—	70	13	41	.317	4	8	.500	—	—	14	3	7	1	—	—	—	30	4.3
TOTALS	208	—	3137	691	1803	.383	378	512	.738	—	—	785	161	423	6	—	—	—	1760	8.5

PLAYOFFS

	G	GS	MIN	FG	FGA	PCT	FT	FTA	PCT	OFF	DEF	TOT	A	PF	D	ST	TO	BS	PTS	AVG
1956-57	5	—	87	19	49	.388	7	9	.778	—	—	18	5	11	0	—	—	—	45	9.0
1957-58	3	—	25	3	14	.214	3	6	.500	—	—	4	0	4	0	—	—	—	9	3.0
1958-59	8	—	67	13	44	.295	10	14	.714	—	—	21	6	10	0	—	—	—	36	4.5
TOTALS	16	—	179	35	107	.327	20	29	.690	—	—	43	11	25	0	—	—	—	90	5.6

PARGO, JEREMY

Conzaga
Birthdate: Mar. 17, 1986

#0
Drafted: Undrafted

HT: 6-2

WT: 219

	G	GS	MIN	FG	FGA	PCT	FT	FTA	PCT	OFF	DEF	TOT	A	PF	D	ST	TO	BS	PTS	AVG
2012-13	14	0	208	24	63	.381	14	21	.667	1	16	17	28	14	0	1	13	0	69	4.9

3-PT. FG: 2012-13, 7-17 (.412)

PARKER, ANTHONY

Bradley
Birthdate: June 19, 1975

#12
Drafted: 1997, 1st round (21st overall) by New Jersey

HT: 6-6

WT: 215

	G	GS	MIN	FG	FGA	PCT	FT	FTA	PCT	OFF	DEF	TOT	A	PF	D	ST	TO	BS	PTS	AVG
1997-98	37	0	196	25	63	.397	13	20	.650	8	18	26	19	17	0	11	11	3	72	1.9
1998-99	2	0	3	1	1	1.000	0	0	---	0	0	0	0	0	0	0	0	0	2	1.0
TOTALS	39	0	199	26	64	.406	13	20	.650	8	18	26	19	17	0	11	11	3	74	1.9

3-PT. FG 1997-98, 9-28 (.321); 1998-99, 0-0 (---); TOTALS, 9-28 (.321)

PAYNE, KENNY

Louisville
Birthdate: Nov. 25, 1966

#21
Drafted: 1989, 1st round (19th overall) by 76ers

HT: 6-8

WT: 220

	G	GS	MIN	FG	FGA	PCT	FT	FTA	PCT	OFF	DEF	TOT	A	PF	D	ST	TO	BS	PTS	AVG
1989-90	35	4	216	47	108	.435	16	18	.889	11	15	26	10	37	0	7	20	6	114	3.3
1990-91	47	6	444	68	189	.360	26	29	.897	17	49	66	16	43	0	10	21	6	166	3.5
1991-92	49	3	353	65	145	.448	9	13	.692	13	41	54	17	34	0	16	19	8	144	2.9
1992-93	13	0	154	38	90	.422	4	4	1.000	4	20	24	18	15	0	5	7	2	84	6.5
TOTALS	144	13	1167	218	532	.410	55	64	.859	45	125	170	61	129	0	38	67	22	508	3.5

3-PT. FG 1989-90, 4-10 (.400); 1990-91, 4-18 (.222); 1991-92, 5-12 (.417); 1992-93, 4-18 (.222); TOTALS, 17-58 (.293)

PLAYOFFS

	G	GS	MIN	FG	FGA	PCT	FT	FTA	PCT	OFF	DEF	TOT	A	PF	D	ST	TO	BS	PTS	AVG
1989-90	3	—	10	2	5	.400	2	2	1.000	1	1	2	0	3	0	0	1	0	6	2.0





PERRY, TIM

Temple
Birthdate: June 4, 1965

#23
Drafted: 1988, 1st round (7th overall) by Phoenix

HT: 6-9

WT: 220

	G	GS	MIN	FG	FGA	PCT	FT	FTA	PCT	OFF	DEF	TOT	A	PF	D	ST	TO	BS	PTS	AVG
1992-93	81	51	2104	287	613	.468	147	207	.710	154	255	409	126	159	0	40	123	91	731	9.0
1993-94	80	68	2336	272	625	.435	102	176	.580	117	287	404	94	154	1	60	80	82	719	9.0
1994-95	42	1	446	27	78	.346	22	40	.550	38	51	89	12	51	0	10	21	15	76	1.8
1995-96	8	0	87	8	18	.444	2	3	.667	6	7	13	2	5	0	2	3	3	19	2.4
TOTALS	211	120	4973	594	1334	.445	273	426	.641	315	600	915	234	369	1	112	227	191	1545	7.3

3-PT.FG.: 1992-93, 10-49 (.526); 1993-94, 73-200 (.365); 1994-95, 0-14 (.000); 1995-96, 1-1 (1.000); TOTALS, 84-264 (.318)

PETERSON, EDWARD

Cornell
Birthdate: June 27, 1924

#23
Drafted: 1948, by New York

HT: 6-9

WT: 230

	G	GS	MIN	FG	FGA	PCT	FT	FTA	PCT	OFF	DEF	TOT	A	PF	D	ST	TO	BS	PTS	AVG
1949-50	62	—	—	167	390	.428	111	185	.600	—	—	—	33	198	—	—	—	—	445	7.2
1950-51*	53	—	—	130	384	.339	99	150	.660	—	—	—	288	66	188	9	—	—	359	6.8
TOTALS	115	—	0	297	774	.384	210	335	.627	—	—	288	99	386	9	—	—	—	804	7.0

PLAYOFFS

	G	GS	MIN	FG	FGA	PCT	FT	FTA	PCT	OFF	DEF	TOT	A	PF	D	ST	TO	BS	PTS	AVG
1949-59	11	—	—	18	43	.419	8	14	.571	—	—	—	1	33	—	—	—	—	44	4.0

PINCKNEY, ED

Villanova
Birthdate: Mar. 27, 1963

#54
Drafted: 1985, 1st round (10th overall) by Phoenix

HT: 6-9

WT: 240

	G	GS	MIN	FG	FGA	PCT	FT	FTA	PCT	OFF	DEF	TOT	A	PF	D	ST	TO	BS	PTS	AVG
1995-96	27	23	679	54	102	.529	42	55	.764	74	102	176	22	55	1	33	23	11	150	5.6

PRICE, MIKE

Illinois
Birthdate: Sept. 11, 1948

#36
Drafted: 1970, 1st round (17th overall) by New York

HT: 6-3 1/2

WT: 200

	G	GS	MIN	FG	FGA	PCT	FT	FTA	PCT	OFF	DEF	TOT	A	PF	D	ST	TO	BS	PTS	AVG
1972-73	57	5	751	125	301	.415	38	47	.809	—	—	117	71	106	0	—	—	—	288	5.1

PRITCHARD, KEVIN

Kansas
Birthdate: July 17, 1967

#11
Drafted: 1990, 2nd round (34th overall) by Golden St.

HT: 6-3

WT: 180

	G	GS	MIN	FG	FGA	PCT	FT	FTA	PCT	OFF	DEF	TOT	A	PF	D	ST	TO	BS	PTS	AVG
1994-95	5	0	36	0	3	.000	1	4	.250	0	1	1	11	3	0	0	5	0	1	0.2

3-PT.FG.: 1994-95, 0-3 (.000)

RACKLEY, LUTHER

Xavier (Ohio)
Birthdate: June 11, 1946

#42
Drafted: 1969, 3rd round (37th overall) by Cincinnati

HT: 6-10

WT: 220

	G	GS	MIN	FG	FGA	PCT	FT	FTA	PCT	OFF	DEF	TOT	A	PF	D	ST	TO	BS	PTS	AVG
1973-74	9	0	68	5	13	.385	8	11	.727	5	17	22	4	11	0	3	—	4	18	2.0

RAMSEY, CAL

New York U.
Birthdate: July 13, 1937

Drafted: N/A

HT: 6-4

WT: 200

	G	GS	MIN	FG	FGA	PCT	FT	FTA	PCT	OFF	DEF	TOT	A	PF	D	ST	TO	BS	PTS	AVG
1960-61	2	—	27	2	11	.182	2	4	.500	—	—	7	3	7	0	—	—	—	6	3.0

RANDOLPH, SHAVLIK

Duke
Birthdate: Nov. 24, 1983

#42
Drafted: Undrafted

HT: 6-10

WT: 240

	G	GS	MIN	FG	FGA	PCT	FT	FTA	PCT	OFF	DEF	TOT	A	PF	D	ST	TO	BS	PTS	AVG
2005-06	57	1	487	44	97	.454	43	71	.606	55	78	133	19	83	0	19	21	12	131	2.3
2006-07	13	6	179	23	48	.479	12	22	.545	19	35	54	4	23	0	7	9	10	58	4.5
2007-08	9	0	27	4	14	.286	0	0	---	9	2	11	3	5	0	1	2	3	8	0.9
TOTALS	79	7	693	71	159	.447	55	93	.591	83	115	198	26	111	0	27	32	25	197	2.5

PLAYOFFS

	G	GS	MIN	FG	FGA	PCT	FT	FTA	PCT	OFF	DEF	TOT	A	PF	D	ST	TO	BS	PTS	AVG
2007-08	2	0	4	0	1	.000	3	4	.750	0	0	0	0	0	0	0	0	0	3	1.5

RATKOVICZ, GEORGE

None
Birthdate: Nov. 13, 1922

Drafted: N/A

HT: 6-7

WT: 225

	G	GS	MIN	FG	FGA	PCT	FT	FTA	PCT	OFF	DEF	TOT	A	PF	D	ST	TO	BS	PTS	AVG
1949-50	62	—	—	162	439	.369	211	348	.606	—	—	—	124	201	—	—	—	—	535	8.6
1950-51	66	—	—	264	636	.415	321	439	.731	—	—	547	193	256	11	—	—	—	849	12.9
1951-52	66	—	1356	165	473	.349	163	242	.674	—	—	328	90	235	8	—	—	—	493	7.5
TOTALS	194	—	1356	591	1548	.382	695	1029	.675	—	—	875	407	692	19	—	—	—	1877	9.7

PLAYOFFS

	G	GS	MIN	FG	FGA	PCT	FT	FTA	PCT	OFF	DEF	TOT	A	PF	D	ST	TO	BS	PTS	AVG
1949-50	11	—	—	47	121	.388	50	73	.685	—	—	—	21	45	—	—	—	—	144	13.1
1950-51	7	—	—	28	59	.475	41	55	.745	—	—	63	14	33	0	—	—	—	97	13.9
1951-52	6	—	59	5	15	.333	8	20	.400	—	—	22	3	16	0	—	—	—	18	3.0
TOTALS	24	—	59	80	195	.410	99	148	.669	—	—	85	38	94	0	—	—	—	259	10.8

ALL-TIME ROSTER



RATLIFF, THEO

Wyoming
Birthdate: Apr. 17, 1973

#42/50
Drafted: 1995, 1st round (18th overall) by Detroit

HT: 6-10

WT: 225

	G	GS	MIN	FG	FGA	PCT	FT	FTA	PCT	OFF	DEF	TOT	A	PF	D	ST	TO	BS	PTS	AVG
1997-98	58	55	1861	249	486	.512	154	218	.706	175	251	426	42	209	6	38	82	203	652	11.2
1998-99	50	50	1627	197	419	.470	166	229	.725	139	268	407	30	180	8	45	92	149	560	11.2
1999-00	57	56	1795	247	491	.503	182	236	.771	140	295	435	36	185	4	32	108	171	676	11.9
2000-01	50	50	1800	228	457	.499	165	217	.760	125	288	413	58	165	3	30	126	187	621	12.4
2008-09	46	0	579	34	64	.531	21	35	.600	46	82	128	9	77	0	17	14	47	89	1.9
TOTALS	261	211	7662	955	1917	.498	688	935	.736	625	1184	1809	175	816	21	162	422	757	2598	10.0

PLAYOFFS

	G	GS	MIN	FG	FGA	PCT	FT	FTA	PCT	OFF	DEF	TOT	A	PF	D	ST	TO	BS	PTS	AVG
1998-99	7	7	204	20	43	.465	11	19	.579	23	28	51	6	19	0	5	7	18	51	7.3
1999-00	10	10	374	48	101	.475	34	47	.723	28	51	79	9	35	1	10	17	30	130	13.0
2008-09	6	0	94	9	11	.818	2	4	.500	6	17	23	0	24	0	1	4	4	20	3.3
TOTALS	23	17	672	77	155	.497	47	70	.671	57	96	152	15	78	1	16	28	52	201	8.7

ALL-STAR GAME

	G	GS	MIN	FG	FGA	PCT	FT	FTA	PCT	OFF	DEF	TOT	A	PF	D	ST	TO	BS	PTS	AVG
2004	SELECTED BUT DID NOT PLAY DUE TO INJURY																			

RAUTINS, LEO

Syracuse
Birthdate: Mar. 20, 1960

#11
Drafted: 1983, 1st round (17th overall) by 76ers

HT: 6-8

WT: 215

	G	GS	MIN	FG	FGA	PCT	FT	FTA	PCT	OFF	DEF	TOT	A	PF	D	ST	TO	BS	PTS	AVG
1983-84	28	3	196	21	58	.362	6	10	.600	9	24	33	29	31	0	9	19	2	48	1.7

PLAYOFFS

	G	GS	MIN	FG	FGA	PCT	FT	FTA	PCT	OFF	DEF	TOT	A	PF	D	ST	TO	BS	PTS	AVG
1983-84	3	0	5	1	3	.333	0	0	---	2	0	2	1	2	0	1	0	0	3	1.0

RAY, JIM

Toledo
Birthdate: Jan. 12, 1934

Drafted: N/A

HT: 6-1

WT: 180

	G	GS	MIN	FG	FGA	PCT	FT	FTA	PCT	OFF	DEF	TOT	A	PF	D	ST	TO	BS	PTS	AVG
1956-57	4	—	43	2	11	.182	3	5	.600	—	—	5	3	4	0	—	—	—	7	1.8
1959-60	4	—	21	1	6	.167	0	0	---	—	—	0	2	3	0	—	—	—	2	0.5
TOTALS	8	—	64	3	17	.176	3	5	.600	—	—	5	5	7	0	—	—	—	9	1.1

RAYMOND, CRAIG

Brigham Young
Birthdate: Apr. 5, 1945

#20
Drafted: 1967, 1st round (12th overall) by 76ers

HT: 6-11

WT: 240

	G	GS	MIN	FG	FGA	PCT	FT	FTA	PCT	OFF	DEF	TOT	A	PF	D	ST	TO	BS	PTS	AVG
1968-69	27	0	177	22	64	.344	11	17	.647	—	—	68	8	46	2	—	—	—	55	2.0

REDMOND, MARLON

San Francisco
Birthdate: Apr. 15, 1955

#4
Drafted: 1977, 3rd round (60th overall) by Golden St.

HT: 6-6

WT: 200

	G	GS	MIN	FG	FGA	PCT	FT	FTA	PCT	OFF	DEF	TOT	A	PF	D	ST	TO	BS	PTS	AVG
1978-79	4	0	23	1	12	.083	0	0	---	0	1	1	1	3	0	0	1	0	2	0.5

REID, JIM

Winston Salem
Birthdate: Aug. 3, 1945

#12
Drafted: 1967, 5th round (53rd overall) by 76ers

HT: 6-6

WT: 210

	G	GS	MIN	FG	FGA	PCT	FT	FTA	PCT	OFF	DEF	TOT	A	PF	D	ST	TO	BS	PTS	AVG
1967-68	6	—	52	10	20	.500	1	5	.200	—	—	11	3	6	0	—	—	—	21	3.5

REID, ROBERT

St. Mary's (TX)
Birthdate: Aug. 30, 1955

#50
Drafted: 1977, 2nd round (40th overall) by Houston

HT: 6-8

WT: 210

	G	GS	MIN	FG	FGA	PCT	FT	FTA	PCT	OFF	DEF	TOT	A	PF	D	ST	TO	BS	PTS	AVG
1990-91	3	0	37	2	14	.143	0	0	---	2	7	9	4	3	0	1	3	3	4	1.3

PLAYOFFS

	G	GS	MIN	FG	FGA	PCT	FT	FTA	PCT	OFF	DEF	TOT	A	PF	D	ST	TO	BS	PTS	AVG
1990-91	7	—	41	5	10	.500	0	0	---	1	8	9	2	8	0	1	2	0	10	1.4
3-PT. FG: 1990-91, 0-1 (.000)																				

RENTZIAS, EFTHIMIOS

F.C. Barcelona
Birthdate: Jan. 11, 1976

#14
Drafted: 1996, 1st round (23rd overall) by Denver

HT: 6-11

WT: 250

	G	GS	MIN	FG	FGA	PCT	FT	FTA	PCT	OFF	DEF	TOT	A	PF	D	ST	TO	BS	PTS	AVG
2002-03	35	0	143	20	59	.339	8	9	.889	10	16	26	7	21	0	6	4	2	52	1.5
3-PT. FG: 2002-03, 4-8 (.500)																				

PLAYOFFS

	G	GS	MIN	FG	FGA	PCT	FT	FTA	PCT	OFF	DEF	TOT	A	PF	D	ST	TO	BS	PTS	AVG
2002-03	ON PLAYOFF ROSTER BUT DID NOT PLAY.																			





RICHARDSON, CLINT

Seattle
Birthdate: Aug. 6, 1956

#4
Drafted: 1979, 2nd round (36th overall) by 76ers

	G	GS	MIN	FG	FGA	PCT	FT	FTA	PCT	OFF	DEF	TOT	A	PF	D	ST	TO	BS	PTS	AVG
1979-80	52	34	988	159	348	.457	28	45	.622	55	68	123	107	97	0	24	64	15	347	6.7
1980-81	77	1	1313	227	464	.489	84	108	.778	83	93	176	152	102	0	36	110	10	538	7.0
1981-82	77	0	1040	140	310	.452	69	88	.784	55	63	118	109	109	0	36	79	9	351	4.6
1982-83	77	1	1755	259	559	.463	71	111	.640	98	149	247	168	164	0	71	99	18	589	7.6
1983-84	69	12	1571	221	473	.467	79	103	.767	62	103	165	155	145	0	49	100	23	521	7.6
1984-85	74	20	1531	183	404	.453	76	89	.854	60	95	155	157	143	0	37	78	15	443	6.0
TOTALS	426	68	8198	1189	2558	.465	407	544	.748	413	571	984	848	760	0	253	530	90	2789	6.5

3-PT. FG: 1979-80, 1-3 (.333); 1980-81, 0-1 (.000); 1981-82, 2-2 (1.000); 1982-83, 0-6 (.000); 1983-84, 0-4 (.000); 1984-85, 1-3 (.333); TOTALS, 4-19 (.211)

PLAYOFFS

	G	GS	MIN	FG	FGA	PCT	FT	FTA	PCT	OFF	DEF	TOT	A	PF	D	ST	TO	BS	PTS	AVG
1979-80	3	—	3	1	3	.333	0	0	—	0	0	0	0	0	0	1	1	0	2	0.7
1980-81	13	—	181	20	38	.526	9	17	.529	9	12	21	12	15	0	6	8	3	49	3.8
1981-82	21	—	415	47	104	.452	17	30	.567	29	40	69	40	48	0	13	21	3	111	5.3
1982-83	13	—	319	37	83	.446	14	17	.824	14	25	39	23	37	0	15	14	3	88	6.8
1983-84	5	—	115	13	23	.565	11	12	.917	4	12	16	10	17	0	3	4	1	37	7.4
1984-85	13	—	281	53	94	.564	9	10	.900	14	24	38	27	23	0	10	17	2	115	8.8
TOTALS	68	—	1314	171	345	.496	60	86	.698	70	113	183	112	140	0	48	65	14	402	5.9

3-PT. FG: 1979-80, 0-2 (.000)

RICHARDSON, JASON

Michigan State
Birthdate: Jan. 20, 1981

#23
Drafted: 2001, 1st round (5th overall) by Golden State

	G	GS	MIN	FG	FGA	PCT	FT	FTA	PCT	OFF	DEF	TOT	A	PF	D	ST	TO	BS	PTS	AVG
2012-13	33	33	936	135	336	.402	20	33	.606	19	108	127	51	57	0	40	26	15	347	10.5

3-PT FG: 2012-13, 57-167 (.341)

ROBERTS, JOE

Ohio State
Birthdate: May 18, 1936

Drafted: N/A

HT: 6-6

WT: 215

	G	GS	MIN	FG	FGA	PCT	FT	FTA	PCT	OFF	DEF	TOT	A	PF	D	ST	TO	BS	PTS	AVG
1960-61	68	—	800	130	351	.370	62	104	.596	—	—	243	43	125	0	—	—	—	322	4.7
1961-62	80	—	1642	243	619	.393	129	194	.665	—	—	538	50	230	4	—	—	—	615	7.7
1962-63	33	—	466	73	196	.372	35	51	.686	—	—	155	16	66	1	—	—	—	181	5.5
TOTALS	181	—	2908	446	1166	.383	226	349	.648	—	—	936	109	421	5	—	—	—	1118	6.2

PLAYOFFS

	G	GS	MIN	FG	FGA	PCT	FT	FTA	PCT	OFF	DEF	TOT	A	PF	D	ST	TO	BS	PTS	AVG
1960-61	5	—	20	3	10	.300	0	0	—	—	—	4	0	3	0	—	—	—	6	1.2
1961-62	4	—	64	8	22	.364	10	14	.714	—	—	28	0	9	0	—	—	—	26	6.5
TOTALS	9	0	84	11	32	.344	10	14	.714	—	—	32	0	12	0	—	—	—	32	3.6

ROBERTS, STANLEY

LSU
Birthdate: Feb. 7, 1970

#53
Drafted: 1991, 1st round (23rd overall) by Orlando

HT: 7-0

WT: 290

	G	GS	MIN	FG	FGA	PCT	FT	FTA	PCT	OFF	DEF	TOT	A	PF	D	ST	TO	BS	PTS	AVG
1999-00	5	1	51	5	16	.313	0	3	.000	6	9	15	3	15	0	1	2	1	10	2.0

ROBINSON, CLIFF

USC
Birthdate: Mar. 13, 1960

#4
Drafted: 1979, 1st round (11th overall) by New Jersey

HT: 6-9

WT: 240

	G	GS	MIN	FG	FGA	PCT	FT	FTA	PCT	OFF	DEF	TOT	A	PF	D	ST	TO	BS	PTS	AVG
1986-87	55	30	1586	338	729	.464	139	184	.755	86	221	307	89	150	1	86	123	30	815	14.8
1987-88	62	51	2110	483	1041	.464	210	293	.717	116	289	405	131	192	4	79	161	39	1178	19.0
1988-89	14	13	416	90	187	.481	32	44	.727	19	56	75	32	37	0	17	34	2	212	15.1
TOTALS	131	94	4112	911	1957	.466	381	521	.731	221	566	787	252	379	5	182	318	71	2205	16.8

3-PT. FG: 1986-87, 0-4 (.000); 1987-88, 2-9 (.222); 1988-89, 0-1 (.000); TOTALS, 2-14 (.143)

PLAYOFFS

	G	GS	MIN	FG	FGA	PCT	FT	FTA	PCT	OFF	DEF	TOT	A	PF	D	ST	TO	BS	PTS	AVG
1986-87	5	—	138	30	61	.492	13	15	.867	10	33	43	6	15	0	3	8	7	73	14.6

ROBINSON, GLENN

Purdue
Birthdate: Jan. 10, 1973

#31
Drafted: 1994, 1st round (1st overall) by Milwaukee

HT: 6-7

WT: 240

	G	GS	MIN	FG	FGA	PCT	FT	FTA	PCT	OFF	DEF	TOT	A	PF	D	ST	TO	BS	PTS	AVG
2003-04	42	42	1336	275	614	.448	114	137	.832	46	143	189	57	96	1	42	106	9	698	16.6

3-PT FG: 2003-04, 34-100 (.340)

ROCHA, RED

Hawaii; Oregon State
Birthdate: Sept. 18, 1923

#16
Drafted: N/A

HT: 6-9

WT: 195

	G	GS	MIN	FG	FGA	PCT	FT	FTA	PCT	OFF	DEF	TOT	A	PF	D	ST	TO	BS	PTS	AVG
1951-52	66	—	2543	300	749	.401	254	330	.770	—	—	549	128	249	4	—	—	—	854	12.9
1952-53	69	—	2454	268	690	.388	234	310	.755	—	—	510	137	257	5	—	—	—	770	11.2
1954-55	72	—	2473	295	801	.368	222	284	.782	—	—	489	178	242	5	—	—	—	812	11.3
1955-56	72	—	1883	250	692	.361	220	281	.783	—	—	416	131	244	6	—	—	—	720	10.0
TOTALS	279	—	9353	1113	2932	.380	930	1205	.772	—	—	1964	574	992	20	—	—	—	3156	11.3

RED ROCHA PLAYOFFS

	G	GS	MIN	FG	FGA	PCT	FT	FTA	PCT	OFF	DEF	TOT	A	PF	D	ST	TO	BS	PTS	AVG
1951-52	7	—	276	41	95	.432	37	51	.725	—	—	48	10	36	3	—	—	—	119	17.0
1952-53	2	—	107	10	26	.385	11	14	.786	—	—	17	7	11	1	—	—	—	31	15.5
1954-55	11	—	371	46	110	.418	44	58	.759	—	—	74	15	45	1	—	—	—	136	12.4
1955-56	8	—	189	23	68	.338	22	26	.846	—	—	52	15	37	3	—	—	—	68	8.5
TOTALS	28	—	943	120	299	.401	114	149	.765	—	—	191	46	129	8	—	—	—	354	12.6

ALL-TIME ROSTER



RED ROCHA ALL-STAR GAME

	G	GS	MIN	FG	FGA	PCT	FT	FTA	PCT	OFF	DEF	TOT	A	PF	D	ST	TO	BS	PTS	AVG
1952	1	0	28	5	11	.455	2	2	1.000	—	—	5	2	—	—	—	—	—	12	12.0

ROGERS, RODNEY

Wake Forest
Birthdate: June 20, 1971

#54
Drafted: 1993, 1st round (9th overall) by Denver

HT: 6-7 WT: 280

	G	GS	MIN	FG	FGA	PCT	FT	FTA	PCT	OFF	DEF	TOT	A	PF	D	ST	TO	BS	PTS	AVG
2004-05	28	7	485	63	161	.391	20	28	.714	33	71	104	26	69	0	22	20	8	169	6.0

3-PT FG: 2004-05, 23-76 (.303)

PLAYOFFS

	G	GS	MIN	FG	FGA	PCT	FT	FTA	PCT	OFF	DEF	TOT	A	PF	D	ST	TO	BS	PTS	AVG
2004-05	4	0	49	6	13	.462	5	7	.714	0	4	4	1	4	0	0	1	2	20	5.0

3-PT FG: 2004-05, 3-8 (.375)

ROWINSKI, JIM

Purdue
Birthdate: Jan. 4, 1961

#11
Drafted: 1984, 4th round (86th overall) by Utah

HT: 6-8 WT: 255

	G	GS	MIN	FG	FGA	PCT	FT	FTA	PCT	OFF	DEF	TOT	A	PF	D	ST	TO	BS	PTS	AVG
1988-89	3	0	7	1	2	.500	1	2	.500	1	2	3	0	0	0	0	0	0	3	1.0

RUFFIN, MICHAEL

Tulsa
Birthdate: Jan. 21, 1977

#51
Drafted: 1999, 2nd round (32nd overall) by Chicago

HT: 6-9 WT: 246

	G	GS	MIN	FG	FGA	PCT	FT	FTA	PCT	OFF	DEF	TOT	A	PF	D	ST	TO	BS	PTS	AVG
2001-02	15	0	169	7	26	.269	2	8	.250	23	28	51	5	23	0	5	11	8	16	1.1

RUFFIN, TREVOR

Hawaii
Birthdate: Sept. 26, 1970

#8
Drafted: Undrafted (1994)

HT: 6-1 WT: 200

	G	GS	MIN	FG	FGA	PCT	FT	FTA	PCT	OFF	DEF	TOT	A	PF	D	ST	TO	BS	PTS	AVG
1995-96	61	23	1551	263	648	.406	148	182	.813	21	111	132	269	132	0	43	149	2	778	12.8

3-PT FG: 1995-96, 104-284 (.366)

RULAND, JEFF

Iona
Birthdate: Dec. 16, 1958

#43
Drafted: 1980, 2nd round (25th overall) by Golden St.

HT: 6-11 WT: 275

	G	GS	MIN	FG	FGA	PCT	FT	FTA	PCT	OFF	DEF	TOT	A	PF	D	ST	TO	BS	PTS	AVG
1986-87	5	2	116	19	28	.679	9	12	.750	12	16	28	10	13	0	0	10	4	47	9.4
1991-92	13	5	209	20	38	.526	11	16	.688	16	31	47	5	45	0	7	20	4	51	3.9
TOTALS	18	7	325	39	66	.591	20	28	.714	28	47	75	15	58	0	7	30	8	98	5.4

RULE, BOB

Colorado State
Birthdate: June 29, 1944

#45
Drafted: 1967, 2nd round (19th overall) by Seattle

HT: 6-9 WT: 235

	G	GS	MIN	FG	FGA	PCT	FT	FTA	PCT	OFF	DEF	TOT	A	PF	D	ST	TO	BS	PTS	AVG
1971-72	60	53	1987	416	934	.445	203	292	.695	—	—	479	110	162	4	—	—	—	1035	17.3
1972-73	3	0	12	0	1	.000	0	0	---	—	—	2	1	2	0	—	—	—	0	0.0
TOTALS	63	53	1999	416	935	.445	203	292	.695	—	—	481	111	164	4	—	—	—	1035	16.4

RUSH, KAREEM

Missouri
Birthdate: October 30, 1980

#14
Drafted: 2002, 1st round (20th overall) by Toronto

HT: 6-6 WT: 215

	G	GS	MIN	FG	FGA	PCT	FT	FTA	PCT	OFF	DEF	TOT	A	PF	D	ST	TO	BS	PTS	AVG
2008-09	25	1	199	20	58	.345	4	4	1.000	0	15	15	15	10	0	5	10	1	54	2.2

3-PT FG: 2008-09, 10-33 (.303)

SALMONS, JOHN

Miami
Birthdate: Dec. 12, 1979

#7
Drafted: 2002, 1st round (26th overall) by San Antonio

HT: 6-7 WT: 210

	G	GS	MIN	FG	FGA	PCT	FT	FTA	PCT	OFF	DEF	TOT	A	PF	D	ST	TO	BS	PTS	AVG
2002-03	64	1	505	48	116	.414	26	35	.743	16	43	59	47	53	1	17	29	6	132	2.1
2003-04	77	24	1603	161	416	.387	71	92	.772	38	158	196	134	122	0	62	77	16	443	5.8
2004-05	58	8	993	85	210	.405	35	48	.729	12	109	121	114	92	1	40	51	13	236	4.1
2005-06	82	24	2059	219	521	.420	155	200	.775	48	172	220	223	178	0	73	125	13	619	7.5
TOTALS	281	57	5160	513	1263	.406	287	375	.765	114	482	596	518	445	2	192	282	48	1430	5.1

3-PT FG: 2002-03, 10-31 (.323); 2003-04, 50-147 (.340); 2004-05, 31-91 (.341); 2005-06, 26-87 (.299); TOTALS, 117-356 (.329)

PLAYOFFS

	G	GS	MIN	FG	FGA	PCT	FT	FTA	PCT	OFF	DEF	TOT	A	PF	D	ST	TO	BS	PTS	AVG
2002-03	6	0	16	0	1	.000	0	2	.000	0	3	3	0	0	0	0	2	0	0	0.0
2004-05	2	0	4	0	0	---	0	0	---	0	0	0	1	0	0	0	0	0	0	0.0
TOTALS	8	0	20	0	1	.000	0	2	.000	0	3	3	1	0	0	0	2	0	0	0.0

3-PT FG: 2002-03, 0-1 (.000); 2004-05, 0-0 (---); TOTALS, 0-1 (.000)

SANCHEZ, JUAN (PEPE)

Temple
Birthdate: Nov. 17, 1975

#4
Drafted: Undrafted

HT: 6-4 WT: 195

	G	GS	MIN	FG	FGA	PCT	FT	FTA	PCT	OFF	DEF	TOT	A	PF	D	ST	TO	BS	PTS	AVG
2000-01	29	0	150	9	28	.321	2	2	1.000	3	12	15	41	21	0	11	6	1	20	0.7





SATTERFIELD, KENNY

Cincinnati
Birthdate: April 10, 1981

#12
Drafted: 2001, 1st round (25th overall) by Dallas

2002-03	G	GS	MIN	FG	FGA	PCT	FT	FTA	PCT	OFF	DEF	TOT	A	PF	D	ST	TO	BS	PTS	AVG
	17	0	82	4	18	.222	1	2	.500	4	4	8	15	6	0	2	7	0	9	0.5

SAVAGE, DON

LeMoyné
Birthdate: April 9, 1928

Drafted: N/A

HT: 6-3 WT: 205

	G	GS	MIN	FG	FGA	PCT	FT	FTA	PCT	OFF	DEF	TOT	A	PF	D	ST	TO	BS	PTS	AVG
1951-52	12	—	118	9	43	.209	18	28	.643	—	—	24	12	22	0	—	—	—	36	3.0
1956-57	5	—	55	6	19	.316	6	7	.857	—	—	7	2	7	0	—	—	—	18	3.6
TOTALS	17	—	173	15	62	.242	24	35	.686	—	—	31	14	29	0	—	—	—	54	3.2

SCHAFFER, BOB

Villanova
Birth Date: 1933

Drafted: N/A

HT: 6-3 WT: 195

	G	GS	MIN	FG	FGA	PCT	FT	FTA	PCT	OFF	DEF	TOT	A	PF	D	ST	TO	BS	PTS	AVG
1955-56*	4	—	578	81	270	.300	62	81	.765	—	—	71	53	75	0	—	—	—	224	4.1
1956-57	11	—	167	19	66	.288	11	13	.846	—	—	11	15	16	1	—	—	—	49	4.5
TOTALS	65	—	745	100	336	.298	73	94	.777	—	—	82	68	91	1	—	—	—	273	4.2

PLAYOFFS

1955-56	G	GS	MIN	FG	FGA	PCT	FT	FTA	PCT	OFF	DEF	TOT	A	PF	D	ST	TO	BS	PTS	AVG
	4	—	39	3	20	.150	5	6	.833	—	—	9	1	8	1	—	—	—	11	2.8

SCHAYES, DOLPH

New York University
Birthdate: May 19, 1928

#4
Drafted: Undrafted by NBA teams

HT: 6-8 WT: 220

	G	GS	MIN	FG	FGA	PCT	FT	FTA	PCT	OFF	DEF	TOT	A	PF	D	ST	TO	BS	PTS	AVG
1948-49(N)	63	—	271	—	267	370	.722	—	—	—	—	—	—	232	—	—	—	—	809	12.8
1949-50	64	—	348	903	.385	376	486	.774	—	—	—	259	225	—	—	—	—	—	1072	16.8
1950-51	66	—	332	930	.357	457	608	.752	—	—	1080	251	271	9	—	—	—	—	1121	17.0
1951-52	63	—	2004	263	740	.355	342	424	.807	—	—	773	182	213	5	—	—	—	868	13.8
1952-53	71	—	2668	375	1002	.374	512	619	.827	—	—	920	227	271	9	—	—	—	1262	17.8
1953-54	72	—	2655	370	973	.380	488	590	.827	—	—	870	214	232	4	—	—	—	1228	17.1
1954-55	72	—	2526	422	1103	.383	489	587	.833	—	—	887	213	247	6	—	—	—	1333	18.5
1955-56	72	—	2517	465	1202	.387	542	632	.858	—	—	891	200	251	9	—	—	—	1472	20.4
1956-57	72	—	2851	496	1308	.379	625	691	.904	—	—	1008	229	219	5	—	—	—	1617	22.5
1957-58	72	—	2918	581	1458	.398	629	696	.904	—	—	1022	224	244	6	—	—	—	1791	24.9
1958-59	72	—	2645	504	1304	.387	526	609	.864	—	—	962	178	280	9	—	—	—	1534	21.3
1959-60	75	—	2741	578	1440	.401	533	597	.893	—	—	959	256	263	10	—	—	—	1689	22.5
1960-61	79	—	3007	594	1595	.372	680	783	.868	—	—	960	296	296	9	—	—	—	1868	23.6
1961-62	56	—	1480	268	751	.357	286	319	.897	—	—	439	120	167	4	—	—	—	822	14.7
1962-63	66	—	1438	223	575	.388	181	206	.879	—	—	375	175	177	2	—	—	—	627	9.5
1963-64	24	—	350	44	143	.308	46	57	.807	—	—	110	48	76	3	—	—	—	134	5.6
TOTALS	1059	—	29800	6134	15427	—	6979	8274	.843	—	—	11256	3072	3664	90	—	—	—	19247	18.2

PLAYOFFS

	G	GS	MIN	FG	FGA	PCT	FT	FTA	PCT	OFF	DEF	TOT	A	PF	D	ST	TO	BS	PTS	AVG
1948-49(N)	6	—	27	—	32	42	.762	—	—	—	—	—	26	—	—	—	—	—	86	14.3
1949-50	11	—	57	148	.385	74	101	.733	—	—	—	28	43	—	—	—	—	—	188	17.1
1950-51	7	—	47	105	.448	49	64	.766	—	—	102	20	28	2	—	—	—	—	143	20.4
1951-52	7	—	248	41	91	.451	60	78	.769	—	—	90	15	34	2	—	—	—	142	20.3
1952-53	2	—	58	4	16	.250	10	13	.769	—	—	17	1	7	0	—	—	—	18	9.0
1953-54	13	—	374	64	140	.457	80	108	.741	—	—	136	24	40	1	—	—	—	208	16.0
1954-55	11	—	363	60	167	.359	89	106	.840	—	—	141	40	48	3	—	—	—	209	19.0
1955-56	8	—	310	52	142	.366	73	83	.880	—	—	111	27	27	0	—	—	—	177	22.1
1956-57	5	—	215	29	95	.305	49	55	.891	—	—	90	14	18	0	—	—	—	107	21.4
1957-58	3	—	131	25	64	.391	30	36	.833	—	—	45	6	10	0	—	—	—	80	26.7
1958-59	9	—	351	78	195	.400	98	107	.916	—	—	117	41	36	0	—	—	—	254	28.2
1959-60	3	—	126	30	66	.455	28	30	.933	—	—	48	8	10	0	—	—	—	88	29.3
1960-61	8	—	308	51	152	.336	63	70	.900	—	—	91	21	32	2	—	—	—	165	20.6
1961-62	5	—	95	24	66	.364	9	13	.692	—	—	35	5	21	0	—	—	—	57	11.4
1962-63	5	—	108	20	44	.455	11	12	.917	—	—	28	7	17	0	—	—	—	51	10.2
TOTALS	103	—	2687	609	1491	—	755	918	.822	—	—	1051	257	397	10	—	—	—	1973	19.2

ALL-STAR GAME

	G	GS	MIN	FG	FGA	PCT	FT	FTA	PCT	OFF	DEF	TOT	A	PF	D	ST	TO	BS	PTS	AVG
1951	1	1	—	7	10	.700	1	2	.500	—	—	14	3	—	—	—	—	—	15	—
1952										SELECTED BUT DID NOT PLAY DUE TO INJURY										
1953	1	1	26	2	7	.286	4	4	1.000	—	—	13	3	—	—	—	—	—	8	—
1954	1	1	24	1	3	.333	4	6	.667	—	—	12	1	—	—	—	—	—	6	—
1955	1	1	19	6	12	.500	3	3	1.000	—	—	13	1	—	—	—	—	—	15	—
1956	1	1	25	4	8	.500	6	10	.600	—	—	4	2	—	—	—	—	—	14	—
1957	1	1	25	4	6	.667	1	1	1.000	—	—	10	1	—	—	—	—	—	9	—
1958	1	1	39	6	15	.400	6	6	1.000	—	—	9	2	—	—	—	—	—	18	—
1959	1	1	22	3	11	.273	7	8	.875	—	—	13	1	—	—	—	—	—	13	—
1960	1	1	27	8	19	.421	3	3	1.000	—	—	10	0	—	—	—	—	—	19	—
1961	1	1	27	7	15	.467	7	7	1.000	—	—	6	3	—	—	—	—	—	21	—
1962	1	1	4	0	0	---	0	0	---	—	—	1	0	—	—	—	—	—	0	—
TOTALS	11	9	238	48	106	.453	42	50	.840	—	—	105	17	—	—	—	—	—	138	12.5

ALL-TIME ROSTER



SCHLUETER, DALE

Colorado State
Birthdate: Nov. 12, 1945

#54
Drafted: 1967, 6th round (63rd overall) by San Francisco

HT: 6-10

WT: 225

	G	GS	MIN	FG	FGA	PCT	FT	FTA	PCT	OFF	DEF	TOT	A	PF	D	ST	TO	BS	PTS	AVG
1972-73	78	10	1136	166	317	.524	86	123	.699	—	—	354	103	166	0	—	—	—	418	5.4

SCHOENE, RUSS

Tennessee-Chattanooga
Birthdate: Apr. 16, 1960

#3
Drafted: 1982, 2nd round (45th overall) by 76ers

HT: 6-10

WT: 210

	G	GS	MIN	FG	FGA	PCT	FT	FTA	PCT	OFF	DEF	TOT	A	PF	D	ST	TO	BS	PTS	AVG
1982-83	46	2	702	106	207	.512	21	28	.750	52	102	154	32	118	2	13	46	9	233	5.1
3-PT.FG: 1982-83, 0-1 (.000)																				

SCHOLZ, DAVE

Illinois
Birthdate: Apr. 12, 1948

#25
Drafted: 1969, 4th round (56th overall) by 76ers

HT: 6-8

WT: 220

	G	GS	MIN	FG	FGA	PCT	FT	FTA	PCT	OFF	DEF	TOT	A	PF	D	ST	TO	BS	PTS	AVG
1969-70	1	—	1	1	1	1.000	0	0	---	—	—	0	0	0	0	—	—	—	2	2.0

SCOLARI, FREDDIE

San Francisco
Birthdate: March 1, 1922

Drafted: N/A

HT: 5-11

WT: 180

	G	GS	MIN	FG	FGA	PCT	FT	FTA	PCT	OFF	DEF	TOT	A	PF	D	ST	TO	BS	PTS	AVG
1950-51*	66	—	—	302	923	.327	279	331	.843	—	—	218	255	183	1	—	—	—	883	13.4

PLAYOFFS

	G	GS	MIN	FG	FGA	PCT	FT	FTA	PCT	OFF	DEF	TOT	A	PF	D	ST	TO	BS	PTS	AVG
1950-51	7	—	—	33	93	.355	22	27	.815	—	—	41	16	23	1	—	—	—	88	12.6

SELVY, FRANK

Furman
Birthdate: Nov. 9, 1932

Drafted: N/A

HT: 6-3

WT: 180

	G	GS	MIN	FG	FGA	PCT	FT	FTA	PCT	OFF	DEF	TOT	A	PF	D	ST	TO	BS	PTS	AVG
1959-60*	62	—	1308	205	521	.393	153	208	.736	—	—	175	111	101	1	—	—	—	563	9.1

SEYMOUR, PAUL

Toledo
Birthdate: Jan. 30, 1928

#5
Drafted: N/A

HT: 6-2

WT: 180

	G	GS	MIN	FG	FGA	PCT	FT	FTA	PCT	OFF	DEF	TOT	A	PF	D	ST	TO	BS	PTS	AVG
1947-48(N)	30	—	—	79	—	—	47	64	.734	—	—	—	—	54	—	—	—	—	205	6.8
1948-49(N)	63	—	—	120	—	—	70	106	.660	—	—	—	—	150	—	—	—	—	310	4.9
1949-50	62	—	—	175	524	.334	126	176	.716	—	—	—	189	157	—	—	—	—	476	7.7
1950-51	51	—	—	125	385	.325	117	159	.736	—	—	194	187	138	0	—	—	—	367	7.2
1951-52	66	—	2209	206	615	.335	186	245	.759	—	—	225	220	165	4	—	—	—	598	9.1
1952-53	67	—	2684	306	798	.383	340	416	.817	—	—	246	294	210	3	—	—	—	952	14.2
1953-54	71	—	2727	316	838	.377	299	368	.813	—	—	291	364	187	2	—	—	—	931	13.1
1954-55	72	—	2950	375	1036	.362	300	370	.811	—	—	300	483	167	0	—	—	—	1050	14.6
1955-56	57	—	1826	227	670	.339	188	233	.807	—	—	152	276	130	1	—	—	—	642	11.3
1956-57	65	—	1235	143	442	.324	101	123	.821	—	—	130	193	91	0	—	—	—	387	6.0
1957-58	64	—	763	107	315	.340	53	63	.841	—	—	107	93	88	0	—	—	—	267	4.2
1958-59	21	—	266	32	98	.327	26	29	.897	—	—	39	36	25	0	—	—	—	90	4.3
1959-60	4	—	7	0	4	.000	0	0	---	—	—	1	0	1	0	—	—	—	0	0.0
TOTALS	693	—	14557	2211	5725	—	1853	2352	.788	—	—	1685	2335	1563	10	—	—	—	6275	9.1

PLAYOFFS (Totals do not include statistics from 1947-49)

	G	GS	MIN	FG	FGA	PCT	FT	FTA	PCT	OFF	DEF	TOT	A	PF	D	ST	TO	BS	PTS	AVG
1947-48(N)	30	—	—	79	—	—	47	64	.734	—	—	—	—	54	—	—	—	—	205	6.8
1948-49(N)	63	—	—	120	—	—	70	106	.660	—	—	—	—	150	—	—	—	—	310	4.9
1949-50	62	—	—	175	524	.334	126	176	.716	—	—	—	189	157	—	—	—	—	476	7.7
1950-51	51	—	—	125	385	.325	117	159	.736	—	—	194	187	138	0	—	—	—	367	7.2
1951-52	66	—	2209	206	615	.335	186	245	.759	—	—	225	220	165	4	—	—	—	598	9.1
1952-53	67	—	2684	306	798	.383	340	416	.817	—	—	246	294	210	3	—	—	—	952	14.2
1953-54	71	—	2727	316	838	.377	299	368	.813	—	—	291	364	187	2	—	—	—	931	13.1
1954-55	72	—	2950	375	1036	.362	300	370	.811	—	—	300	483	167	0	—	—	—	1050	14.6
1955-56	57	—	1826	227	670	.339	188	233	.807	—	—	152	276	130	1	—	—	—	642	11.3
1956-57	65	—	1235	143	442	.324	101	123	.821	—	—	130	193	91	0	—	—	—	387	6.0
1957-58	64	—	763	107	315	.340	53	63	.841	—	—	107	93	88	0	—	—	—	267	4.2
1958-59	21	—	266	32	98	.327	26	29	.897	—	—	39	36	25	0	—	—	—	90	4.3
1959-60	4	—	7	0	4	.000	0	0	---	—	—	1	0	1	0	—	—	—	0	0.0
TOTALS	693	—	14557	2211	5725	—	1853	2352	.788	—	—	1685	2335	1563	10	—	—	—	6275	9.1

ALL-STAR GAME

	G	GS	MIN	FG	FGA	PCT	FT	FTA	PCT	OFF	DEF	TOT	A	PF	D	ST	TO	BS	PTS	AVG
1953	1	0	14	2	3	.667	1	2	.500	—	—	3	2	—	—	—	—	—	5	—
1954	1	0	19	2	6	.333	4	4	1.000	—	—	1	3	—	—	—	—	—	8	—
1955	1	0	16	3	8	.375	2	2	1.000	—	—	3	1	—	—	—	—	—	8	—
TOTALS	3	0	49	7	17	.412	7	8	.875	—	—	7	6	—	—	—	—	—	21	7.0

SHACKLEFORD, CHARLES

North Carolina State
Birthdate: Apr. 22, 1966

#17
Drafted: 1988, 2nd round (32nd overall) by New Jersey

HT: 6-10

WT: 225

	G	GS	MIN	FG	FGA	PCT	FT	FTA	PCT	OFF	DEF	TOT	A	PF	D	ST	TO	BS	PTS	AVG
1991-92	72	62	1399	205	422	.486	63	95	.663	145	270	415	46	205	3	38	62	51	473	6.6
1992-93	48	0	568	80	164	.488	31	49	.633	65	140	205	26	92	1	13	36	25	191	4.0
TOTALS	120	62	1967	285	586	.486	94	144	.653	210	410	620	72	297	4	51	98	76	664	5.5
3-PT.FG: 1991-92, 0-1 (.000); 1992-93, 0-2 (.000); TOTALS, 0-3 (.000)																				





SHAFFER II, LEE

North Carolina
Birthdate: Feb. 23, 1939

#22
Drafted: 1960, 1st round (5th overall) by Syracuse

	G	GS	MIN	FG	FGA	PCT	FT	FTA	PCT	OFF	DEF	TOT	A	PF	D	ST	TO	BS	PTS	AVG
1961-62	75	—	2083	514	1180	.436	239	310	.771	—	—	511	99	266	6	—	—	—	1267	16.9
1962-63	80	—	2392	597	1393	.429	294	375	.784	—	—	524	97	249	5	—	—	—	1488	18.6
1963-64	41	—	1013	217	587	.370	102	133	.767	—	—	205	36	116	1	—	—	—	536	13.1
TOTALS	196	—	5488	1328	3160	.420	635	818	.776	—	—	1240	232	631	12	—	—	—	3291	16.8

PLAYOFFS

	G	GS	MIN	FG	FGA	PCT	FT	FTA	PCT	OFF	DEF	TOT	A	PF	D	ST	TO	BS	PTS	AVG
1961-62	5	—	174	35	99	.354	24	31	.774	—	—	55	7	17	0	—	—	—	94	18.8
1962-63	5	—	173	56	117	.479	24	30	.800	—	—	23	6	19	0	—	—	—	136	27.2
1963-64	3	—	40	8	22	.364	1	1	1.000	—	—	4	2	5	0	—	—	—	17	5.7
TOTALS	13	—	387	99	238	.416	49	62	.790	—	—	82	15	41	0	—	—	—	247	19.0

ALL-STAR GAME

	G	GS	MIN	FG	FGA	PCT	FT	FTA	PCT	OFF	DEF	TOT	A	PF	D	ST	TO	BS	PTS	AVG
1963	1	0	19	6	13	.462	0	0	---	---	---	1	1	---	---	---	---	---	12	12.0

SHAW, BRIAN

California at Santa Barbara
Birthdate: Mar. 22, 1968

#22
Drafted: 1988, 1st round (24th overall) by Boston

	G	GS	MIN	FG	FGA	PCT	FT	FTA	PCT	OFF	DEF	TOT	A	PF	D	ST	TO	BS	PTS	AVG
1997-98	20	2	502	51	139	.367	12	19	.632	17	47	64	88	55	1	14	24	3	121	6.1

SHAW, CASEY

Toledo
Birthdate: July 20, 1975

#30
Drafted: 1998, 2nd round (37th overall) by 76ers

	G	GS	MIN	FG	FGA	PCT	FT	FTA	PCT	OFF	DEF	TOT	A	PF	D	ST	TO	BS	PTS	AVG
1998-99	9	0	14	1	8	.125	0	0	---	3	0	3	0	2	0	0	2	0	2	0.2

SHOUSE, DEXTER

South Alabama
Birthdate: Mar. 24, 1963

#14
Drafted: 1985, 4th round (92nd overall) by LA Lakers

	G	GS	MIN	FG	FGA	PCT	FT	FTA	PCT	OFF	DEF	TOT	A	PF	D	ST	TO	BS	PTS	AVG
1989-90	3	0	18	0	4	.000	0	0	---	0	0	0	2	2	0	1	2	1	0	0.0
3-PT. FG: 1989-90, 0-1 (.000)																				

SILAS, XAVIER

Northern Illinois
Birthdate: Jan. 22, 1988

#25
Drafted: N/A

HT: 6-5 WT: 205

	G	GS	MIN	FG	FGA	PCT	FT	FTA	PCT	OFF	DEF	TOT	A	PF	D	ST	TO	BS	PTS	AVG
2011-12	2	0	39	4	15	.267	2	3	.667	2	2	4	3	5	0	0	3	0	11	5.5
3-PT. FG: 2011-12, 1-6 (.167)																				

PLAYOFFS

	G	GS	MIN	FG	FGA	PCT	FT	FTA	PCT	OFF	DEF	TOT	A	PF	D	ST	TO	BS	PTS	AVG
2011-12	2	0	4	1	1	1.000	0	0	---	1	1	2	0	0	0	0	0	0	2	1.0

SIMMONS, CONNIE

None
Birthdate: March 15, 1925

Drafted: N/A

HT: 6-8 WT: 225

	G	GS	MIN	FG	FGA	PCT	FT	FTA	PCT	OFF	DEF	TOT	A	PF	D	ST	TO	BS	PTS	AVG
1954-55*	36	—	862	137	384	.357	72	114	.632	—	—	220	61	109	2	—	—	—	346	9.6

SIMPSON, RALPH

Michigan State
Birthdate: Aug. 10, 1949

#44
Drafted: 1972, 1st round (11th overall) by Chicago

HT: 6-5 WT: 200

	G	GS	MIN	FG	FGA	PCT	FT	FTA	PCT	OFF	DEF	TOT	A	PF	D	ST	TO	BS	PTS	AVG
1978-79	36	0	452	87	196	.444	28	40	.700	16	19	35	58	27	8	25	47	1	202	5.6

SKILES, SCOTT

Michigan State '86
Birthdate: March 5, 1964

#5
Drafted: 1986, 1st round (22nd overall) by Milwaukee

HT: 6-1 WT: 185

	G	GS	MIN	FG	FGA	PCT	FT	FTA	PCT	OFF	DEF	TOT	A	PF	D	ST	TO	BS	PTS	AVG
1995-96	10	9	236	20	57	.351	8	10	.800	1	15	16	38	21	0	7	16	0	63	6.3
3-PT. FG: 1995-96, 15-34 (.441)																				

SKINNER, AL

Massachusetts
Birthdate: June 16, 1952

#30
Drafted: 1974, 9th round (160th overall) by Boston

HT: 6-3 WT: 195

	G	GS	MIN	FG	FGA	PCT	FT	FTA	PCT	OFF	DEF	TOT	A	PF	D	ST	TO	BS	PTS	AVG
1978-79	22	0	309	36	89	.404	27	32	.844	15	29	44	40	61	2	18	34	1	99	4.5
1979-80	2	0	10	1	2	.500	0	0	---	0	0	0	2	1	0	0	2	0	2	1.0
TOTALS	24	0	319	37	91	.407	27	32	.844	15	29	44	42	62	2	18	36	1	101	4.2

PLAYOFFS

	G	GS	MIN	FG	FGA	PCT	FT	FTA	PCT	OFF	DEF	TOT	A	PF	D	ST	TO	BS	PTS	AVG
1978-79	5	—	47	6	17	.353	6	8	.750	5	5	10	11	6	0	3	6	1	18	3.6

SKINNER, BRIAN

Baylor
Birthdate: May 19, 1976

#54
Drafted: 1998, 1st round (22nd overall) by LA Clippers

HT: 6-9 WT: 265

	G	GS	MIN	FG	FGA	PCT	FT	FTA	PCT	OFF	DEF	TOT	A	PF	D	ST	TO	BS	PTS	AVG
2002-03	77	9	1381	182	331	.550	97	161	.602	136	230	366	19	176	1	47	62	53	461	6.0
2004-05	24	0	246	22	57	.497	5	17	.294	23	39	62	5	29	0	5	13	6	49	2.0
TOTALS	101	9	1627	204	388	.526	102	178	.573	159	269	428	24	205	1	52	75	59	510	5.0

ALL-TIME ROSTER



BRIAN SKINNER PLAYOFFS

	G	GS	MIN	FG	FGA	PCT	FT	FTA	PCT	OFF	DEF	TOT	A	PF	D	ST	TO	BS	PTS	AVG
2002-03	8	0	38	1	6	.167	4	4	1.000	3	3	6	0	6	0	0	2	1	6	0.8
3 PT. FG: 2002-03, 0-1 (.000)																				

SMAWLEY, BELUS VAN

Appalachian State
Birthdate: March 20, 1918

Drafted: N/A

HT: 6-1

WT: 195

	G	GS	MIN	FG	FGA	PCT	FT	FTA	PCT	OFF	DEF	TOT	A	PF	D	ST	TO	BS	PTS	AVG
1950-51	60	—	—	252	663	.380	227	267	.850	—	—	178	161	145	4	—	—	—	731	12.2

SMITH, DEREK

Louisville
Birthdate: Nov. 1, 1961

#18

Drafted: 1982, 2nd round (35th overall) by Golden St.

HT: 6-7

WT: 220

	G	GS	MIN	FG	FGA	PCT	FT	FTA	PCT	OFF	DEF	TOT	A	PF	D	ST	TO	BS	PTS	AVG
1988-89	35	18	695	105	220	.477	65	93	.699	31	55	86	68	100	3	24	44	15	279	7.8
1989-90	75	7	1405	261	514	.508	130	186	.699	62	110	172	109	198	2	35	85	20	668	8.9
TOTALS	111	25	2100	366	734	.499	195	279	.699	93	165	258	177	298	5	59	129	35	947	8.5

3-PT. FG: 1988-89, 4-16 (.250); 1989-90, 16-36 (.444); TOTALS, 20-52 (.385)

PLAYOFFS

	G	GS	MIN	FG	FGA	PCT	FT	FTA	PCT	OFF	DEF	TOT	A	PF	D	ST	TO	BS	PTS	AVG
1988-89	3	—	48	9	14	.643	1	2	.500	2	5	7	3	9	0	1	6	0	19	6.3
1989-90	1	—	15	5	8	.625	1	2	.500	0	0	0	1	3	0	1	1	0	11	11.0
TOTALS	4	—	63	14	22	.636	2	4	.500	2	5	7	4	12	0	2	7	0	30	7.5

3-PT. FG: 1989-90, 0-1 (.000)

SMITH, DON

Dayton
Birthdate: Oct. 10, 1951

#10

Drafted: 1974, 2nd round (19th overall) by 76ers

HT: 6-2

WT: 165

	G	GS	MIN	FG	FGA	PCT	FT	FTA	PCT	OFF	DEF	TOT	A	PF	D	ST	TO	BS	PTS	AVG
1974-75	54	0	538	131	321	.408	21	21	1.000	14	16	30	47	45	0	20	—	3	283	5.2

SMITH, JABARI

LSU
Birthdate: Feb. 12, 1977

#41

Drafted: 2000, 2nd round (45th overall) by Sacramento

HT: 6-11

WT: 250

	G	GS	MIN	FG	FGA	PCT	FT	FTA	PCT	OFF	DEF	TOT	A	PF	D	ST	TO	BS	PTS	AVG
2001-02	11	0	110	20	42	.476	15	20	.750	6	8	14	5	19	1	4	3	2	55	5.0

3-PT. FG: 2001-02, 0-2 (.000)

SMITH, JASON

Colorado State
Birthdate: Mar. 2, 1986

#14

Drafted: 2007, 1st round (20th overall) by Miami

HT: 7-0

WT: 240

	G	GS	MIN	FG	FGA	PCT	FT	FTA	PCT	OFF	DEF	TOT	A	PF	D	ST	TO	BS	PTS	AVG
2007-08	76	1	1107	141	310	.455	54	82	.659	77	153	230	20	142	1	22	48	50	340	4.5
2008-09	INACTIVE LIST - LEFT KNEE INJURY																			
2009-10	56	2	658	75	174	.431	29	42	.690	54	81	135	33	110	1	21	35	28	189	3.4
TOTALS	132	3	1764	216	484	.446	83	124	.669	131	234	365	53	252	2	43	83	78	529	4.9

3-PT. FG: 2007-08, 4-14 (.286); 2009-10, 10-29 (.345); TOTALS, 14-43 (.326)

PLAYOFFS

	G	GS	MIN	FG	FGA	PCT	FT	FTA	PCT	OFF	DEF	TOT	A	PF	D	ST	TO	BS	PTS	AVG
2007-08	6	0	82	8	18	.444	4	4	1.000	4	11	15	3	5	0	1	2	5	20	3.3

3-PT. FG: 2007-08, 0-1 (.000)

SMITH, JOE

Maryland
Birthdate: July 26, 1975

#9

Drafted: 1995, 1st round (1st overall) by Golden State

HT: 6-10

WT: 225

	G	GS	MIN	FG	FGA	PCT	FT	FTA	PCT	OFF	DEF	TOT	A	PF	D	ST	TO	BS	PTS	AVG
1997-98	30	6	699	121	270	.448	67	85	.788	58	75	133	27	94	0	18	52	13	309	10.3
2006-07	54	11	1355	191	429	.445	115	136	.846	107	253	360	46	125	1	31	63	20	497	9.2
TOTALS	84	17	2065	312	699	.446	182	221	.824	165	328	493	73	219	1	49	115	33	806	9.6

3-PT. FG: 1997-98, 0-1 (.000); 2006-07, 0-4 (.000); TOTALS, 0-5 (.000)

SMITH, STEVEN

La Salle
Birthdate: April 12, 1983

#30

Drafted: Undrafted

HT: 6-9

WT: 206

	G	GS	MIN	FG	FGA	PCT	FT	FTA	PCT	OFF	DEF	TOT	A	PF	D	ST	TO	BS	PTS	AVG
2006-07	8	0	28	2	8	.250	1	2	.500	1	5	6	0	4	0	1	2	0	5	0.6

3-PT. FG: 2006-07, 0-0 (---)

SNOW, ERIC

Michigan State
Birthdate: April 24, 1973

#20

Drafted: 1995, 2nd round (43rd overall) by Milwaukee

HT: 6-3

WT: 204

	G	GS	MIN	FG	FGA	PCT	FT	FTA	PCT	OFF	DEF	TOT	A	PF	D	ST	TO	BS	PTS	AVG
1997-98	47	0	844	69	161	.429	44	61	.721	19	58	77	164	99	0	60	51	4	184	3.9
1998-99	48	48	1716	149	348	.428	110	150	.733	25	137	162	301	149	2	100	111	1	413	8.6
1999-00	82	80	2866	257	597	.430	126	177	.712	42	219	261	624	243	2	140	162	8	651	7.9
2000-01	50	50	1740	182	435	.418	122	154	.792	27	139	166	369	123	1	77	124	7	491	9.8
2001-02	61	61	2225	276	624	.442	183	227	.806	33	182	215	400	167	1	95	138	9	738	12.1
2002-03	82	82	3108	361	799	.452	325	379	.858	71	230	301	544	235	2	133	194	11	1054	12.9
2003-04	82	82	2966	295	715	.413	252	316	.797	62	219	281	563	213	1	97	187	6	844	10.3
TOTALS	452	403	15465	1589	3679	.432	1162	1464	.794	279	1184	1463	2965	1229	9	702	967	46	4375	9.7

3 PT. FG: 1997-98, 2-17 (.118); 1998-99, 5-21 (.238); 1999-00, 11-45 (.244); 2000-01, 5-19 (.263); 2001-02, 3-27 (.111); 2002-03, 7-32 (.219); 2003-04, 2-18 (.111); TOTALS, 35-179 (.196)





ERIC SNOW PLAYOFFS

	G	GS	MIN	FG	FGA	PCT	FT	FTA	PCT	OFF	DEF	TOT	A	PF	D	ST	TO	BS	PTS	AVG
1998-99	8	8	306	37	88	.143	22	27	.815	3	30	33	57	26	0	8	25	1	99	12.4
1999-00	5	4	138	15	31	.484	4	4	1.000	0	10	10	35	14	0	4	7	1	37	7.4
2000-01	23	9	717	87	210	.414	40	55	.727	26	60	86	104	63	0	27	45	2	214	9.3
2001-02	5	5	171	18	56	.321	17	22	.773	3	19	22	27	13	0	6	15	0	54	10.8
2002-03	12	12	415	43	102	.422	51	58	.879	9	31	40	67	47	1	18	30	0	138	11.5
TOTALS	53	38	1747	200	487	.411	134	166	.807	41	150	191	290	163	1	63	122	4	542	10.2

3 PT. FG: 1998-99, 3-13 (.231); 1999-00, 3-4 (.750); 2000-01, 0-7 (.000); 2001-02, 1-6 (.167); 2002-03, 1-10 (.100); TOTALS, 8-40 (200)

SONGAILA, DARIUS

Wake Forest
Birthdate: Feb. 14, 1978

#25
Drafted: 2002, 2nd round (50th overall) by Boston

HT: 6-9
WT: 248

	G	GS	MIN	FG	FGA	PCT	FT	FTA	PCT	OFF	DEF	TOT	A	PF	D	ST	TO	BS	PTS	AVG
2010-11	10	0	71	7	15	.467	2	4	.500	2	8	10	2	16	0	0	4	0	16	1.6

PLAYOFFS

	G	GS	MIN	FG	FGA	PCT	FT	FTA	PCT	OFF	DEF	TOT	A	PF	D	ST	TO	BS	PTS	AVG
2010-11	INACTIVE - COACH'S DECISION																			

SORENSEN, DAVE

Ohio State
Birthdate: July 8, 1948

#35
Drafted: 1970, 2nd round (26th overall) by Cleveland

HT: 6-8
WT: 225

	G	GS	MIN	FG	FGA	PCT	FT	FTA	PCT	OFF	DEF	TOT	A	PF	D	ST	TO	BS	PTS	AVG
1972-73	48	0	626	113	248	.456	59	79	.747	—	—	173	31	91	0	—	—	—	285	5.9

SPANARKEL, JIM

Duke
Birthdate: June 28, 1957

#34
Drafted: 1979, 1st round (16th overall) by 76ers

HT: 6-5
WT: 190

	G	GS	MIN	FG	FGA	PCT	FT	FTA	PCT	OFF	DEF	TOT	A	PF	D	ST	TO	BS	PTS	AVG
1979-80	40	0	442	72	153	.471	54	65	.831	27	27	54	51	58	0	12	57	6	198	5.0
3-PT. FG: 1979-80, 0-2 (.000)																				
PLAYOFFS																				
	G	GS	MIN	FG	FGA	PCT	FT	FTA	PCT	OFF	DEF	TOT	A	PF	D	ST	TO	BS	PTS	AVG
1979-80	5	—	8	0	2	.000	2	2	1.000	0	1	1	1	1	0	0	0	0	2	0.4

SPEIGHTS, MARRESE

Florida
Birthdate: August 4, 1987

#16
Drafted: 2008, 1st round (16th overall) by 76ers

HT: 6-10
WT: 245

	G	GS	MIN	FG	FGA	PCT	FT	FTA	PCT	OFF	DEF	TOT	A	PF	D	ST	TO	BS	PTS	AVG
2008-09	79	2	1263	252	502	.502	102	132	.773	123	170	293	30	181	0	27	46	56	608	7.7
2009-10	62	1	1015	212	444	.477	108	145	.745	85	167	252	36	152	2	29	51	34	532	8.6
2010-11	64	1	734	144	291	.495	55	73	.753	64	146	210	30	120	0	8	40	19	344	5.4
TOTALS	205	4	3014	608	1237	.492	265	350	.757	272	483	755	96	453	2	64	137	109	1484	7.2

3-PT. FG : 2008-09, 2-8 (.250); 2008-09, 0-5 (.000); 1-4 (.250); TOTALS, 3-17 (.176)

	G	GS	MIN	FG	FGA	PCT	FT	FTA	PCT	OFF	DEF	TOT	A	PF	D	ST	TO	BS	PTS	AVG
2008-09	3	0	29	3	7	.429	3	4	.750	3	3	6	0	5	0	0	0	0	9	3.0
2010-11	2	0	21	2	12	.167	0	0	---	1	5	6	1	4	0	0	0	1	4	2.0
TOTALS	5	0	50	5	19	.263	3	4	.750	4	8	12	1	9	0	0	0	1	13	2.6

STACKHOUSE, JERRY

North Carolina
Birthdate: Nov. 5, 1974

#42
Drafted: 1995, 1st round (3rd overall) by 76ers

HT: 6-6
WT: 218

	G	GS	MIN	FG	FGA	PCT	FT	FTA	PCT	OFF	DEF	TOT	A	PF	D	ST	TO	BS	PTS	AVG
1995-96	72	71	2701	452	1091	.414	387	518	.747	90	175	265	278	179	0	76	252	79	1384	19.2
1996-97	81	81	3166	533	1308	.407	511	667	.766	156	182	338	253	219	2	93	316	63	1679	20.7
1997-98	22	22	748	128	283	.452	81	101	.802	28	48	76	67	56	1	31	74	21	353	16.0
TOTALS	175	174	6615	1113	2682	.415	979	1286	.761	274	405	679	598	454	3	200	642	163	3416	19.5

3-PT. FG: 1995-96, 93-292 (.318); 1996-97, 102-342 (.298); 1997-98, 16-46 (.348); TOTALS, 211-680 (.310)

STEWART, KEBU

California
Birthdate: Apr. 24, 1975

#41
Drafted: 1997, 2nd round (36th overall) by 76ers

HT: 6-10
WT: 230

	G	GS	MIN	FG	FGA	PCT	FT	FTA	PCT	OFF	DEF	TOT	A	PF	D	ST	TO	BS	PTS	AVG
1997-98	15	0	110	12	26	.462	16	25	.640	9	22	31	2	13	0	5	8	2	40	2.7

STOKES, GREG

Iowa
Birthdate: Aug. 5, 1963

#41
Drafted: 1985, 2nd round (33rd overall) by 76ers

HT: 6-10
WT: 220

	G	GS	MIN	FG	FGA	PCT	FT	FTA	PCT	OFF	DEF	TOT	A	PF	D	ST	TO	BS	PTS	AVG
1985-86	31	13	350	56	119	.471	14	21	.667	27	30	57	17	56	0	14	19	11	126	4.1

3-PT. FG: 1985-86, 0-1 (.000)

PLAYOFFS

	G	GS	MIN	FG	FGA	PCT	FT	FTA	PCT	OFF	DEF	TOT	A	PF	D	ST	TO	BS	PTS	AVG
1985-86	7	—	90	8	28	.286	11	13	.846	6	7	13	4	12	0	2	4	6	27	3.9

SUTTON, GREG

Oral Roberts
Birthdate: Dec. 3, 1967

#20
Drafted: 1991, 2nd round (49th overall) by San Antonio

HT: 6-2
WT: 170

	G	GS	MIN	FG	FGA	PCT	FT	FTA	PCT	OFF	DEF	TOT	A	PF	D	ST	TO	BS	PTS	AVG
1995-96	30	2	465	65	167	.389	20	27	.741	4	31	35	63	56	0	17	45	2	190	6.3

3-PT. FG: 1995-96, 40-96 (.417)

THOMAS, JAMES

Texas
Birthdate: Nov. 22, 1980

#30
Drafted: Undrafted

HT: 6-8
WT: 245

	G	GS	MIN	FG	FGA	PCT	FT	FTA	PCT	OFF	DEF	TOT	A	PF	D	ST	TO	BS	PTS	AVG
2005-06	15	0	124	7	13	.538	8	14	.571	8	23	31	1	32	0	0	7	3	22	1.5

ALL-TIME ROSTER



THOMAS, KENNY

New Mexico
Birthdate: July 25, 1977

#9
Drafted: 1999, 1st round (22nd overall) by Houston

HT: 6-7

WT: 245

	G	GS	MIN	FG	FGA	PCT	FT	FTA	PCT	OFF	DEF	TOT	A	PF	D	ST	TO	BS	PTS	AVG
2002-03	46	28	1392	178	369	.482	114	152	.750	140	252	392	73	120	2	46	76	22	470	10.2
2003-04	74	47	2699	381	813	.469	243	323	.752	261	489	750	111	219	2	82	172	33	1006	13.6
2004-05	47	43	1344	217	476	.456	95	119	.798	106	202	308	77	151	3	40	83	6	530	11.3
TOTALS	120	100	4091	559	1182	.473	357	475	.752	401	741	1142	184	339	4	128	248	55	1476	12.3

3-PT. FG: 2003-04, 1-5 (.200); 2004-05, 1-4 (.500); TOTALS, 2-9 (.222)

PLAYOFFS

	G	GS	MIN	FG	FGA	PCT	FT	FTA	PCT	OFF	DEF	TOT	A	PF	D	ST	TO	BS	PTS	AVG
2002-03	12	12	389	54	101	.535	19	29	.655	42	70	112	11	42	1	8	19	5	127	10.6

THOMAS, TIM

Villanova
Birthdate: Feb. 26, 1977

#1
Drafted: 1997, 1st round (7th overall) by New Jersey

HT: 6-10

WT: 230

	G	GS	MIN	FG	FGA	PCT	FT	FTA	PCT	OFF	DEF	TOT	A	PF	D	ST	TO	BS	PTS	AVG
1997-98	77	48	1779	306	684	.447	171	231	.740	107	181	288	90	185	2	54	118	17	845	11.0
1998-99	17	0	188	27	67	.403	19	24	.792	7	26	33	15	21	0	3	15	3	78	4.6
TOTALS	94	48	1967	333	751	.443	190	255	.751	114	207	321	105	206	2	57	133	20	923	9.8

3-PT. FG: 1997-98, 47-140 (.336); 1998-99, 5-19 (.263); TOTALS, 52-159 (.327)

THOMPSON, PAUL

Tulane
Birthdate: May 25, 1961

#33
Drafted: 1983, 3rd round (50th overall) by Cleveland

HT: 6-6

WT: 210

	G	GS	MIN	FG	FGA	PCT	FT	FTA	PCT	OFF	DEF	TOT	A	PF	D	ST	TO	BS	PTS	AVG
1985-86	23	8	432	70	194	.361	37	43	.860	27	36	63	24	49	1	15	30	17	179	7.8

THOMPSON, LA SALLE

Texas
Birthdate: June 23, 1961

#41
Drafted: 1982, 1st round (5th overall) by Kansas City

HT: 6-10

WT: 260

	G	GS	MIN	FG	FGA	PCT	FT	FTA	PCT	OFF	DEF	TOT	A	PF	D	ST	TO	BS	PTS	AVG
1995-96	44	11	773	33	83	.398	19	24	.792	62	137	199	26	125	5	19	37	20	85	1.9

THORNTON, BOB

California (Irvine)
Birthdate: July 10, 1962

#23
Drafted: 1984, 4th round (87th overall) by New York

HT: 6-10

WT: 225

	G	GS	MIN	FG	FGA	PCT	FT	FTA	PCT	OFF	DEF	TOT	A	PF	D	ST	TO	BS	PTS	AVG
1987-88	41	2	508	59	111	.532	29	47	.617	41	58	99	11	80	1	9	27	3	147	3.6
1988-89	54	0	449	47	111	.423	32	60	.533	36	56	92	15	87	0	8	23	7	127	2.4
1989-90	56	0	592	48	112	.429	26	51	.510	45	88	133	17	105	1	20	35	12	123	2.2
TOTALS	151	2	1549	154	334	.461	87	158	.551	122	202	324	43	272	2	37	85	22	397	2.6

3-PT. FG: 1987-88, 0-2 (.000); 1988-89, 1-3 (.333); 1989-90, 1-3 (.333); TOTALS, 2-8 (.250)

PLAYOFFS

	G	GS	MIN	FG	FGA	PCT	FT	FTA	PCT	OFF	DEF	TOT	A	PF	D	ST	TO	BS	PTS	AVG
1989-90	9	—	89	7	18	.389	5	10	.500	11	4	15	4	22	0	2	2	1	19	2.1

THREATT, SEDALE

West Virginia Tech
Birthdate: Sept. 10, 1961

#3
Drafted: 1983, 6th round (139th overall) by 76ers

HT: 6-2

WT: 185

	G	GS	MIN	FG	FGA	PCT	FT	FTA	PCT	OFF	DEF	TOT	A	PF	D	ST	TO	BS	PTS	AVG
1983-84	45	0	464	62	148	.419	23	28	.821	17	23	40	41	65	1	13	33	2	148	3.3
1984-85	82	0	1304	188	416	.452	66	90	.733	21	78	99	175	171	2	80	99	16	446	5.4
1985-86	70	27	1754	310	684	.453	75	90	.833	21	100	121	193	157	1	93	102	5	696	9.9
1986-87	28	8	668	108	261	.414	42	53	.792	18	39	57	82	76	0	32	47	4	265	9.5
TOTALS	225	35	4190	668	1509	.443	206	261	.789	17	240	317	491	469	4	218	281	27	1555	6.9

3-PT. FG: 1983-84, 1-8 (.125); 1984-85, 4-22 (.182); 1985-86, 1-24 (.042); 1986-87, 7-16 (.438); TOTALS, 13-70 (.186)

PLAYOFFS

	G	GS	MIN	FG	FGA	PCT	FT	FTA	PCT	OFF	DEF	TOT	A	PF	D	ST	TO	BS	PTS	AVG
1983-84	3	—	6	1	3	.333	0	0	.000	1	1	2	1	0	0	1	2	0	2	0.7
1984-85	4	—	28	2	7	.286	0	0	.000	1	0	1	5	2	0	1	3	0	4	1.0
1985-86	12	—	312	67	143	.469	26	33	.788	6	19	25	42	35	0	23	15	2	160	13.3
TOTALS	19	—	346	70	153	.456	26	33	.788	8	20	28	48	37	0	25	20	2	166	8.7

3-PT. FG: 1983-84, 0-2 (.000); 1984-85, 0-2 (.000); TOTALS 0-4, (.000)

TONEY, ANDREW

Southwest Louisiana
Birthdate: Nov. 23, 1957

#22
Drafted: 1980, 1st round (8th overall) by 76ers

HT: 6-3

WT: 185

	G	GS	MIN	FG	FGA	PCT	FT	FTA	PCT	OFF	DEF	TOT	A	PF	D	ST	TO	BS	PTS	AVG
1980-81	75	57	1768	399	806	.495	161	226	.712	32	111	143	273	234	5	59	219	10	968	12.9
1981-82	77	1	1909	511	979	.522	227	306	.742	43	91	134	283	269	5	64	214	17	1274	16.5
1982-83	81	81	2474	626	1250	.501	324	411	.788	42	183	225	365	255	0	80	271	17	1598	19.7
1983-84	78	72	2556	593	1125	.527	390	465	.839	57	136	193	373	251	1	70	297	23	1588	20.4
1984-85	70	65	2237	450	914	.492	306	355	.862	35	142	177	363	211	1	65	224	24	1245	17.8
1985-86	6	0	84	11	36	.306	3	8	.375	2	3	5	12	8	0	2	7	0	25	4.2
1986-87	52	12	1058	197	437	.451	133	167	.796	16	69	85	188	78	0	18	112	8	549	10.6
1987-88	29	15	522	72	171	.421	58	72	.806	8	39	47	108	35	0	11	50	6	211	7.3
TOTALS	468	303	12608	2859	5718	.500	1602	2010	.797	235	774	1009	1665	1341	12	369	1394	105	7458	15.9

3-PT. FG: 1980-81, 9-29 (.310); 1981-82, 25-59 (.424); 1982-83, 22-76 (.289); 1983-84, 12-38 (.316); 1984-85, 39-105 (.371); 1985-86, 0-2 (.000); 1986-87, 22-67 (.328); 1987-88, 9-27 (.333); TOTALS 138-403, (.342)





ANDREW TONEY PLAYOFFS

	G	GS	MIN	FG	FGA	PCT	FT	FTA	PCT	OFF	DEF	TOT	A	PF	D	ST	TO	BS	PTS	AVG
1980-81	16	—	356	77	180	.428	66	81	.815	10	27	37	54	50	0	11	54	7	221	13.8
1981-82	21	—	707	185	365	.507	82	103	.796	20	31	51	102	86	1	18	67	2	457	21.8
1982-83	12	—	357	87	185	.470	52	69	.754	11	17	28	55	43	1	11	45	1	226	18.8
1983-84	5	—	180	40	77	.519	23	30	.767	5	6	11	19	24	0	4	25	1	103	20.6
1984-85	13	—	442	83	174	.477	47	61	.770	8	24	32	66	46	0	12	50	5	219	16.8
1986-87	5	—	104	13	34	.382	2	2	1.000	2	7	9	27	16	1	2	16	2	28	5.6
TOTALS	72	—	2146	485	1015	.478	272	346	.786	56	112	168	323	265	3	58	257	18	1254	17.4

3-PT. FG: 1980-81, 1-9 (.111); 1981-82, 5-15 (.333); 1982-83, 0-5 (.000); 1983-84, 0-5 (.000); 1984-85, 6-14 (.429); 1986-87, 0-3 (.000);
 TOTALS 12-51, (.235)

ALL-STAR GAME

	G	GS	MIN	FG	FGA	PCT	FT	FTA	PCT	OFF	DEF	TOT	A	PF	D	ST	TO	BS	PTS	AVG
1983	1	0	18	4	5	.800	0	—	—	0	1	1	7	3	0	2	—	0	8	—
1984	1	0	22	6	11	.545	1	1	1.000	0	0	0	3	0	0	2	—	0	13	—
TOTALS	2	0	40	10	16	.625	1	1	1.000	0	1	1	10	3	0	4	—	0	21	10.5

TOONE, BERNARD

Marquette Birthdate: July 14, 1956 #3 Drafted: 1979, 2nd round (37th overall) by 76ers HT: 6-9 WT: 210

	G	GS	MIN	FG	FGA	PCT	FT	FTA	PCT	OFF	DEF	TOT	A	PF	D	ST	TO	BS	PTS	AVG
1979-80	23	0	124	23	64	.359	8	10	.800	12	22	34	12	20	0	4	16	5	55	2.4

3-PT. FG: 1979-80, 1-7, (.143)

PLAYOFFS

	G	GS	MIN	FG	FGA	PCT	FT	FTA	PCT	OFF	DEF	TOT	A	PF	D	ST	TO	BS	PTS	AVG
1979-80	4	—	6	0	4	.000	0	—	—	0	1	1	1	1	0	0	0	0	0	0.0

3-PT. FG: 1979-80, 0-1, (.000)

TRAPP, JOHN Q.

Nevada Southern Birthdate: Oct. 2, 1945 #31 Drafted: 1968, 2nd round (15th overall) by San Diego HT: 6-7 WT: 215

	G	GS	MIN	FG	FGA	PCT	FT	FTA	PCT	OFF	DEF	TOT	A	PF	D	ST	TO	BS	PTS	AVG
1972-73	39	11	854	168	408	.412	83	112	.741	—	—	186	47	140	4	—	—	—	419	10.7

TSCHOGL, JOHN

California Santa Barbara Birthdate: Apr. 25, 1950 #26 Drafted: 1972, 4th round (60th overall) by Golden St. HT: 6-6 WT: 210

	G	GS	MIN	FG	FGA	PCT	FT	FTA	PCT	OFF	DEF	TOT	A	PF	D	ST	TO	BS	PTS	AVG
1974-75	39	14	623	53	148	.358	13	22	.591	—	—	52	59	111	2	25	—	25	119	3.1

TUCKER, JIM

Duquesne Birthdate: Dec. 11, 1932 Drafted: N/A HT: 6-7 WT: 185

	G	GS	MIN	FG	FGA	PCT	FT	FTA	PCT	OFF	DEF	TOT	A	PF	D	ST	TO	BS	PTS	AVG
1954-55	20	—	287	39	116	.336	27	38	.711	—	—	97	12	50	0	—	—	—	105	5.3
1955-56	70	—	895	101	290	.348	66	83	.795	—	—	232	38	166	2	—	—	—	268	3.8
1956-57	9	—	110	17	44	.386	0	1	.000	—	—	20	2	26	0	—	—	—	34	3.8
TOTALS	99	—	1292	157	450	.349	93	122	.762	—	—	349	52	242	2	—	—	—	407	4.1

PLAYOFFS

	G	GS	MIN	FG	FGA	PCT	FT	FTA	PCT	OFF	DEF	TOT	A	PF	D	ST	TO	BS	PTS	AVG
1954-55	9	—	59	8	27	.296	8	9	.889	—	—	15	1	13	0	—	—	—	24	2.7
1955-56	6	—	72	13	34	.382	6	8	.750	—	—	25	2	15	0	—	—	—	32	5.3
TOTALS	15	—	131	21	61	.344	14	17	.824	—	—	40	3	28	0	—	—	—	56	3.7

TURNER, ANDRE

Memphis State Birthdate: Dec. 13, 1964 #4 Drafted: 1986, 3rd round (69th overall) by LA Lakers HT: 5-11 WT: 160

	G	GS	MIN	FG	FGA	PCT	FT	FTA	PCT	OFF	DEF	TOT	A	PF	D	ST	TO	BS	PTS	AVG
1990-91	70	1	1407	168	383	.439	64	87	.736	36	116	152	311	124	0	63	95	0	412	5.9

3-PT. FG: 1990-91, 12-22 (.364)

PLAYOFFS

	G	GS	MIN	FG	FGA	PCT	FT	FTA	PCT	OFF	DEF	TOT	A	PF	D	ST	TO	BS	PTS	AVG
1990-91	8	—	189	21	48	.438	13	16	.813	2	11	13	35	12	0	11	8	0	58	7.3

3-PT. FG: 1990-91, 3-9 (.333)

TURNER, EVAN

Ohio State Birthdate: Oct. 27, 1988 #12 Drafted: 2010, 1st round (2nd overall) by 76ers HT: 6-7 WT: 220

	G	GS	MIN	FG	FGA	PCT	FT	FTA	PCT	OFF	DEF	TOT	A	PF	D	ST	TO	BS	PTS	AVG
2010-11	78	14	1797	225	529	.425	101	125	.808	42	264	306	159	138	0	49	80	14	565	7.2
2011-12	65	20	1713	263	590	.446	73	108	.676	27	349	376	180	117	1	40	10	20	610	9.4
2012-13	82	82	2892	441	1053	.419	154	208	.740	56	461	517	354	197	1	71	187	17	1094	13.3
TOTALS	225	116	6402	929	2172	.428	328	441	.744	125	1074	1199	693	452	2	160	372	51	2269	10.1

3-PT. FG: 2010-11, 14-44 (.318); 2011-12, 11-49 (.224); 2012-13, 58-159 (.365); TOTALS, 83-252 (.329)

PLAYOFFS

	G	GS	MIN	FG	FGA	PCT	FT	FTA	PCT	OFF	DEF	TOT	A	PF	D	ST	TO	BS	PTS	AVG
2010-11	5	0	97	17	38	.447	2	2	1.000	4	19	23	4	9	0	3	0	1	40	8.0
2011-12	13	12	449	56	154	.364	33	48	.688	14	84	98	32	36	0	12	30	6	145	11.2
TOTALS	18	12	546	73	192	.380	35	50	.700	18	103	121	36	45	0	15	30	7	185	10.3

3-PT. FG: 2010-11, 4-5 (.800); 2011-12, 0-6 (.000); TOTALS, 4-11 (.364)

ALL-TIME ROSTER



TYLER, B.J. (BRANDON JOE)

Texas
Birthdate: April 30, 1971

#1
Drafted: 1994, 1st round (20th overall) by 76ers

HT: 6-1 WT: 185

	G	GS	MIN	FG	FGA	PCT	FT	FTA	PCT	OFF	DEF	TOT	A	PF	D	ST	TO	BS	PTS	AVG
1994-95	55	8	809	72	189	.381	35	51	.700	13	49	62	174	58	0	36	97	2	195	3.5

VAN ARSDALE, TOM

Indiana
Birthdate: Feb. 22, 1943

#5
Drafted: 1965, 3rd round (15th overall) by Detroit

HT: 6-5 WT: 215

	G	GS	MIN	FG	FGA	PCT	FT	FTA	PCT	OFF	DEF	TOT	A	PF	D	ST	TO	BS	PTS	AVG
1972-73	30	30	1029	195	496	.393	140	168	.833	—	—	185	62	101	1	—	—	—	530	17.7
1973-74	78	77	3041	614	1433	.428	298	350	.851	88	305	393	202	300	6	62	—	3	1526	19.6
1974-75	9	6	273	49	116	.422	28	41	.683	7	22	29	16	26	0	13	—	0	126	14.0
TOTALS	117	113	4343	858	2045	.420	466	559	.834	95	327	607	280	427	7	75	—	3	2182	18.6

VAN HORN, KEITH

Utah
Birthdate: Oct. 23, 1975

#4
Drafted: 1997, 1st round (2nd overall) by New Jersey

HT: 6-10 WT: 255

	G	GS	MIN	FG	FGA	PCT	FT	FTA	PCT	OFF	DEF	TOT	A	PF	D	ST	TO	BS	PTS	AVG
2002-03	74	73	2337	459	952	.482	193	240	.804	159	365	524	93	251	7	63	150	30	1176	15.9

PLAYOFFS

	G	GS	MIN	FG	FGA	PCT	FT	FTA	PCT	OFF	DEF	TOT	A	PF	D	ST	TO	BS	PTS	AVG
2002-03	12	12	402	42	110	.382	27	30	.900	24	66	90	9	41	1	10	26	2	125	10.4

3-PT. FG: 2002-03, 14-32 (.438).

VINCENT, JAY

Michigan State
Birthdate: June 10, 1959

#31
Drafted: 1981, 2nd round (24th overall) by Dallas

HT: 6-8 WT: 220

	G	GS	MIN	FG	FGA	PCT	FT	FTA	PCT	OFF	DEF	TOT	A	PF	D	ST	TO	BS	PTS	AVG
1989-90	17	5	259	45	105	.429	33	37	.892	13	23	36	8	23	0	10	14	2	124	7.3

3-PT. FG: 1989-90 1-1 (1.000)

VRANES, DANNY

Utah
Birthdate: Oct. 29, 1958

#20
Drafted: 1981, 1st round (5th overall) by Seattle

HT: 6-8 WT: 220

	G	GS	MIN	FG	FGA	PCT	FT	FTA	PCT	OFF	DEF	TOT	A	PF	D	ST	TO	BS	PTS	AVG
1986-87	58	6	817	59	138	.428	21	45	.467	51	95	146	30	127	0	35	26	25	140	2.4
1987-88	57	5	772	53	121	.438	15	35	.429	45	72	117	36	100	0	27	25	33	121	2.1
TOTALS	115	11	1589	112	259	.432	36	80	.450	96	167	263	66	227	0	62	51	58	261	2.3

3-PT. FG: 1986-87, 1-5 (.200); 1987-88, 0-3 (.000); TOTALS 1-8 (.125)

PLAYOFFS

	G	MIN	FG	FGA	PCT	FT	FTA	PCT	OFF	DEF	TOT	A	PF	D	ST	TO	BS	PTS	AVG	
1986-87	2	3	0	0	—	0	0	—	0	0	3	0	1	0	0	0	0	0	0	0.0

VUCEVIC, NIK

USC
Birthdate: Oct. 24, 1990

#8
Drafted: 2011, 1st round (16th overall) by Philadelphia

HT: 7-0 WT: 240

	G	GS	MIN	FG	FGA	PCT	FT	FTA	PCT	OFF	DEF	TOT	A	PF	D	ST	TO	BS	PTS	AVG
2011-12	51	15	812	131	291	.450	18	34	.529	88	158	246	31	111	0	20	33	34	283	5.5

3-PT. FG: 2011-12, 3-8 (.375)

PLAYOFFS

	G	GS	MIN	FG	FGA	PCT	FT	FTA	PCT	OFF	DEF	TOT	A	PF	D	ST	TO	BS	PTS	AVG
2011-12	1	0	3	0	1	.000	1	2	.500	0	1	1	0	0	0	0	0	0	1	1.0

WAYNS, MAALIK

Villanova
Birthdate: May 2, 1991

#18
Drafted: Undrafted

HT: 6-2 WT: 200

	G	GS	MIN	FG	FGA	PCT	FT	FTA	PCT	OFF	DEF	TOT	A	PF	D	ST	TO	BS	PTS	AVG
2012-13	21	1	165	19	72	.264	13	15	.867	1	4	5	20	18	0	3	13	0	56	2.7

3-PT. FG: 2012-13, 5-25 (.200)

WALKER, CHET

Bradley
Birthdate: Feb. 22, 1940

#25
Drafted: 1962, 2nd round (12th overall)

HT: 6-6 1/2 WT: 215

	G	GS	MIN	FG	FGA	PCT	FT	FTA	PCT	OFF	DEF	TOT	A	PF	D	ST	TO	BS	PTS	AVG
1962-63	78	—	1992	352	751	.469	253	362	.699	—	—	561	83	220	3	—	—	—	957	12.3
1963-64	76	—	2775	492	1118	.440	330	464	.711	—	—	784	124	232	3	—	—	—	1314	17.3
1964-65	79	—	2187	377	936	.403	288	388	.742	—	—	528	132	200	2	—	—	—	1042	13.2
1965-66	80	—	2603	443	982	.451	335	468	.716	—	—	636	201	238	3	—	—	—	1221	15.3
1966-67	81	—	2691	561	1150	.488	445	581	.766	—	—	660	188	232	4	—	—	—	1567	19.3
1967-68	82	—	2623	539	1172	.460	387	533	.726	—	—	607	157	252	3	—	—	—	1465	17.9
1968-69	82	—	2753	554	1145	.484	369	459	.804	—	—	640	144	244	0	—	—	—	1477	18.0
TOTALS	558	—	17624	3318	7254	.457	2407	3255	.739	—	—	4416	1029	1618	18	—	—	—	9043	16.2





CHET WALKER PLAYOFFS

	G	GS	MIN	FG	FGA	PCT	FT	FTA	PCT	OFF	DEF	TOT	A	PF	D	ST	TO	BS	PTS	AVG
1962-63	5	—	130	27	53	.509	22	30	.733	—	—	47	9	8	0	—	—	—	76	15.2
1963-64	5	—	190	30	77	.390	34	46	.739	—	—	52	13	15	0	—	—	—	94	18.8
1964-65	11	—	469	83	173	.480	57	75	.760	—	—	79	18	38	0	—	—	—	223	20.3
1965-66	5	—	181	24	64	.375	25	31	.806	—	—	37	15	18	0	—	—	—	73	14.6
1966-67	15	—	551	115	246	.467	96	119	.807	—	—	114	32	44	0	—	—	—	326	21.7
1967-68	13	—	485	86	210	.410	76	112	.679	—	—	96	24	44	1	—	—	—	248	19.1
1968-69	4	—	100	23	43	.535	8	12	.667	—	—	23	8	5	0	—	—	—	54	13.5
TOTALS	58	—	2106	388	866	.448	318	425	.748	—	—	448	119	172	1	—	—	—	1094	18.9

ALL-STAR GAME

	G	GS	MIN	FG	FGA	PCT	FT	FTA	PCT	OFF	DEF	TOT	A	PF	D	ST	TO	BS	PTS	AVG
1964	1	0	12	2	5	.400	0	0	—	—	—	0	0	1	0	—	—	—	4	
1966	1	0	25	3	10	.300	2	3	.667	—	—	6	4	2	0	—	—	—	8	
1967	1	0	22	6	9	.667	3	4	.750	—	—	4	1	2	0	—	—	—	15	
TOTALS	3	0	59	11	24	.458	5	7	.714	—	—	10	5	5	0	—	—	—	27	

WALTERS, REX

Kansas
Birthdate: Mar. 12, 1970

#23
Drafted: 1993, 1st round (16th overall) by New Jersey

	G	GS	MIN	FG	FGA	PCT	FT	FTA	PCT	OFF	DEF	TOT	A	PF	D	ST	TO	BS	PTS	AVG
1995-96	33	8	523	49	115	.426	36	46	.783	11	37	48	95	49	0	22	34	4	153	4.6
1996-97	59	16	1041	148	325	.455	49	62	.790	21	86	107	113	75	1	28	61	3	402	6.8
1997-98	19	0	127	11	29	.379	17	17	1.000	3	6	9	21	17	0	5	17	0	42	2.2
TOTALS	111	24	1691	208	469	.443	102	125	.816	35	129	164	229	141	1	55	112	7	597	5.4

WARBINGTON, PERRY

Georgia Southern
Birthdate: Sept. 7, 1952

#6
Drafted: 1974, 9th round (145th overall) by 76ers

	G	GS	MIN	FG	FGA	PCT	FT	FTA	PCT	OFF	DEF	TOT	A	PF	D	ST	TO	BS	PTS	AVG
1974-75	5	0	70	4	21	.190	2	2	1.000	2	6	8	16	16	0	0	—	0	10	2.0

WARD, GERRY

Boston College
Birthdate: Sept 6, 1941

#26
Drafted: 1963, 1st round (15th overall) by St. Louis

	G	GS	MIN	FG	FGA	PCT	FT	FTA	PCT	OFF	DEF	TOT	A	PF	D	ST	TO	BS	PTS	AVG
1965-66	66	—	838	67	189	.354	39	60	.650	—	—	89	80	163	3	—	—	—	173	2.6

PLAYOFFS

	G	GS	MIN	FG	FGA	PCT	FT	FTA	PCT	OFF	DEF	TOT	A	PF	D	ST	TO	BS	PTS	AVG
1965-66	5	—	44	2	8	.250	0	1	.000	—	—	5	1	11	0	—	—	—	4	0.8

WARLEY, BEN

Tennessee State
Birthdate: Sept. 4, 1936

#14
Drafted: 1961, 1st round (6th overall) by Syracuse

	G	GS	MIN	FG	FGA	PCT	FT	FTA	PCT	OFF	DEF	TOT	A	PF	D	ST	TO	BS	PTS	AVG
1962-63	26	—	206	50	111	.450	25	35	.714	—	—	86	4	42	1	—	—	—	125	4.8
1963-64	79	—	1740	215	494	.435	220	305	.721	—	—	619	71	274	5	—	—	—	650	8.2
1964-65	64	—	900	94	253	.372	124	176	.705	—	—	277	53	170	6	—	—	—	312	4.9
1965-66	1	—	6	1	3	.333	0	0	—	—	—	2	0	1	0	—	—	—	2	2.0
TOTALS	170	—	2852	360	861	.418	369	516	.715	—	—	984	128	487	12	—	—	—	1089	6.4

PLAYOFFS

	G	GS	MIN	FG	FGA	PCT	FT	FTA	PCT	OFF	DEF	TOT	A	PF	D	ST	TO	BS	PTS	AVG
1962-63	2	—	9	0	4	.000	2	4	.500	—	—	3	0	2	0	—	—	—	2	1.0
1963-64	4	—	85	9	23	.391	10	15	.667	—	—	33	2	11	0	—	—	—	28	7.0
1964-65	2	—	6	0	1	.000	0	0	—	—	—	1	1	1	0	—	—	—	0	0.0
TOTALS	8	—	100	9	28	.321	12	19	.632	—	—	37	3	14	0	—	—	—	30	3.8

WASHINGTON, JIM

Villanova
Birthdate: July 1, 1943

#12
Drafted: 1965, 1st round (5th overall) by St. Louis

	G	GS	MIN	FG	FGA	PCT	FT	FTA	PCT	OFF	DEF	TOT	A	PF	D	ST	TO	BS	PTS	AVG
1969-70	79	—	2459	401	842	.476	204	273	.747	—	—	734	104	262	5	—	—	—	1006	12.7
1970-71	78	—	2501	395	829	.476	259	340	.762	—	—	747	97	258	6	—	—	—	1049	13.4
1971-72	17	11	545	68	156	.436	55	67	.821	—	—	135	25	59	3	—	—	—	191	11.2
TOTALS	174	11	5503	864	1827	.473	518	680	.762	—	—	1616	226	579	14	—	—	—	2246	12.9

PLAYOFFS

	G	GS	MIN	FG	FGA	PCT	FT	FTA	PCT	OFF	DEF	TOT	A	PF	D	ST	TO	BS	PTS	AVG
1969-70	5	—	167	25	57	.439	13	23	.565	—	—	49	9	18	0	—	—	—	63	12.6
1970-71	7	—	216	27	61	.443	26	36	.722	—	—	48	10	24	1	—	—	—	80	11.4
TOTALS	12	—	383	52	118	.441	39	59	.661	—	—	97	19	42	1	—	—	—	143	11.9

WASHINGTON, WILSON

Old Dominion
Birthdate: Aug. 3, 1955

#52
Drafted: 1977, 2nd round (25th overall) by 76ers

	G	GS	MIN	FG	FGA	PCT	FT	FTA	PCT	OFF	DEF	TOT	A	PF	D	ST	TO	BS	PTS	AVG
1977-78	14	0	38	8	19	.421	3	6	.500	2	12	14	1	3	0	1	10	2	19	1.4

ALL-TIME ROSTER



WEATHERSPOON, CLARENCE Southern Mississippi Birthdate: Sept. 8, 1970													#35	HT: 6-7			WT: 240			
													Drafted: 1992, 1st round (9th overall) by 76ers							
	G	GS	MIN	FG	FGA	PCT	FT	FTA	PCT	OFF	DEF	TOT	A	PF	D	ST	TO	BS	PTS	AVG
1992-93	82	82	2654	494	1053	.469	291	408	.713	179	410	589	147	188	1	85	176	67	1280	15.6
1993-94	82	82	3147	602	1246	.483	298	430	.693	254	578	832	192	152	0	100	195	116	1506	18.4
1994-95	76	76	2991	543	1238	.439	283	377	.751	144	382	526	215	195	1	115	191	67	1373	18.1
1995-96	78	75	3096	491	1015	.484	318	426	.746	237	516	753	158	214	3	112	179	108	1300	16.7
1996-97	82	82	2949	398	811	.491	206	279	.738	219	460	679	140	187	0	74	137	86	1003	12.2
1997-98	48	18	1290	141	331	.426	123	174	.707	109	227	336	40	108	1	43	69	52	405	8.4
TOTALS	448	415	16127	2669	5694	.469	1519	2094	.725	1142	2573	3715	892	1044	6	529	947	496	6867	15.3

3-PT. FG: 1992-93, 1-4 (.250); 1993-94, 4-17 (.235); 1994-95, 4-21 (.190); 1995-96, 0-2 (.000); 1996-97 1-6 (.167); 1997-98 0-0 (---); TOTALS, 10-50 (.200)

WEBBER, CHRIS Michigan Birthdate: March 1, 1973													#4	HT: 6-10			WT: 245			
													Drafted: 1993, 1st round (1st overall) by Orlando							
	G	GS	MIN	FG	FGA	PCT	FT	FTA	PCT	OFF	DEF	TOT	A	PF	D	ST	TO	BS	PTS	AVG
2004-05	21	21	702	143	366	.391	38	49	.776	36	129	165	66	70	3	26	49	19	328	15.6
2005-06	75	75	2893	617	1422	.434	263	348	.756	184	557	741	256	219	1	103	182	62	1518	20.2
2006-07	18	18	544	89	230	.387	18	28	.643	37	112	149	61	36	0	18	33	15	198	11.0
TOTALS	114	114	4139	849	2018	.421	319	425	.751	257	798	1055	383	325	4	147	264	96	2044	17.9

3-PT. FG: 2004-05, 4-15 (.267); 2005-06, 21-77 (.273); 2006-07, 2-5 (.400); TOTALS, 27-97 (.278)

CHRIS WEBBER PLAYOFFS																				
	G	GS	MIN	FG	FGA	PCT	FT	FTA	PCT	OFF	DEF	TOT	A	PF	D	ST	TO	BS	PTS	AVG
2004-05	5	5	186	39	95	.411	12	16	.750	12	17	29	14	20	0	6	11	1	95	19.0

3-PT. FG: 2004-05, 5-14 (.357)

WEISS, BOB Penn State Birthdate: May 7, 1942													#12	HT: 6-3			WT: 180			
													Drafted: 1965, 3rd round (18th overall) by 76ers							
	G	GS	MIN	FG	FGA	PCT	FT	FTA	PCT	OFF	DEF	TOT	A	PF	D	ST	TO	BS	PTS	AVG
1965-66	7	—	30	3	9	.333	0	0	---	—	—	7	4	10	0	—	—	—	6	0.9
1966-67	6	—	29	5	10	.500	2	5	.400	—	—	3	10	8	0	—	—	—	12	2.0
TOTALS	13	—	59	8	19	.421	2	5	.400	—	—	10	14	18	0	—	—	—	18	1.4

PLAYOFFS																				
	G	GS	MIN	FG	FGA	PCT	FT	FTA	PCT	OFF	DEF	TOT	A	PF	D	ST	TO	BS	PTS	AVG
1966-67	1	—	4	2	3	.667	0	0	---	—	—	2	2	1	0	—	—	—	4	4.0

WELP, CHRIS Washington Birthdate: Jan. 2, 1964													#44	HT: 7-0			WT: 245			
													Drafted: 1987, 1st round (16th overall) by 76ers							
	G	GS	MIN	FG	FGA	PCT	FT	FTA	PCT	OFF	DEF	TOT	A	PF	D	ST	TO	BS	PTS	AVG
1987-88	10	0	132	18	31	.581	12	18	.667	11	13	24	5	25	0	5	9	5	48	4.8
1988-89	72	0	843	99	222	.446	48	73	.658	59	134	193	29	176	0	23	42	41	246	3.4
TOTALS	82	0	975	117	253	.462	60	91	.659	70	147	217	34	201	0	28	51	46	294	3.6

3-PT. FG: 1988-89, 0-1 (.000)

PLAYOFFS																				
	G	GS	MIN	FG	FGA	PCT	FT	FTA	PCT	OFF	DEF	TOT	A	PF	D	ST	TO	BS	PTS	AVG
1988-89	3	—	22	1	3	.333	0	2	.000	0	7	7	0	7	0	0	1	0	2	0.7

WESLEY, WALT Kansas Birthdate: Apr. 25, 1945													#26	HT: 6-11			WT: 230			
													Drafted: 1966, 1st round (6th overall) by Cincinnati							
	G	GS	MIN	FG	FGA	PCT	FT	FTA	PCT	OFF	DEF	TOT	A	PF	D	ST	TO	BS	PTS	AVG
1974-75	4	0	33	5	9	.556	2	4	.500	4	4	8	1	8	0	0	—	0	12	3.0

WHITE, HUBIE Villanova Birthdate: Jan. 26, 1940													#23	HT: 6-4			WT: 205			
													Drafted: 1962, 2nd round (14th overall) by Philadelphia							
	G	GS	MIN	FG	FGA	PCT	FT	FTA	PCT	OFF	DEF	TOT	A	PF	D	ST	TO	BS	PTS	AVG
1963-64	23	—	196	31	105	.295	17	28	.607	—	—	42	12	28	0	—	—	—	79	3.4

WIGGINS, MITCHELL Florida State Birthdate: Sept. 28, 1959													#23	HT: 6-4			WT: 185			
													Drafted: 1983, 1st round (23rd overall) by Indiana							
	G	GS	MIN	FG	FGA	PCT	FT	FTA	PCT	OFF	DEF	TOT	A	PF	D	ST	TO	BS	PTS	AVG
1991-92	49	0	569	88	229	.384	35	51	.686	43	51	94	22	67	0	20	25	1	211	4.3

3-PT. FG: 1991-92, 0-1 (.000)

WILKINS, DAMIEN Georgia Birthdate: Jan. 11, 1980													#8	HT: 6-6			WT: 225			
													Drafted: Undrafted							
	G	GS	MIN	FG	FGA	PCT	FT	FTA	PCT	OFF	DEF	TOT	A	PF	D	ST	TO	BS	PTS	AVG
2012-13	61	21	1095	145	316	.459	81	109	.743	32	73	105	91	98	0	37	49	18	388	6.4

3-PT. FG: 2012-13, 17-51 (.333)





WILKINS, EDDIE LEE

Gardner Webb
Birthdate: May 7, 1962

#45
Drafted: 1984, 6th round (133rd overall) by New York

HT: 6-10

WT: 265

	G	GS	MIN	FG	FGA	PCT	FT	FTA	PCT	OFF	DEF	TOT	A	PF	D	ST	TO	BS	PTS	AVG
1992-93	26	0	192	55	97	.567	48	78	.615	14	26	40	2	34	1	7	17	1	158	6.1
3-PT. FG: 1992-93, 0-2 (.000)																				

WILLIAMS, JAYSON

St. John's
Birthdate: Feb. 22, 1968

#55
Drafted: 1990, 1st round (21st overall) by Phoenix

HT: 6-10

WT: 240

	G	GS	MIN	FG	FGA	PCT	FT	FTA	PCT	OFF	DEF	TOT	A	PF	D	ST	TO	BS	PTS	AVG
1990-91	52	1	508	72	161	.447	37	56	.661	41	70	111	16	92	1	9	40	6	182	3.5
1991-92	50	8	646	75	206	.364	56	88	.636	62	83	145	12	110	1	20	44	20	206	4.1
TOTALS	102	9	1154	147	367	.401	93	144	.646	103	153	256	28	202	2	29	84	26	388	3.8
3-PT. FG: 1990-91, 1-2 (.500)																				

WILLIAMS, LOU

South Gwinnett HS (Ga.)
Birthdate: Oct. 27, 1986

#23
Drafted: 2005, 2nd round (45th overall) by 76ers

HT: 6-1

WT: 175

	G	GS	MIN	FG	FGA	PCT	FT	FTA	PCT	OFF	DEF	TOT	A	PF	D	ST	TO	BS	PTS	AVG
2005-06	30	0	145	23	52	.442	8	13	.615	3	16	19	10	13	0	5	13	0	56	1.9
2006-07	61	0	688	93	211	.441	64	92	.696	17	53	70	110	42	0	22	46	1	262	4.3
2007-08	80	0	1862	319	752	.424	227	290	.783	41	126	167	253	130	0	81	125	13	920	11.5
2008-09	81	0	1919	336	844	.398	304	385	.790	36	129	165	242	128	0	85	151	14	1039	12.8
2009-10	64	38	1911	318	677	.470	192	233	.824	25	162	187	268	110	1	80	106	15	898	14.0
2010-11	75	0	1747	323	795	.406	293	356	.823	32	117	149	252	128	1	47	102	17	1027	13.7
2011-12	64	0	1682	318	782	.407	237	292	.812	30	125	155	221	90	0	53	71	18	956	14.9
TOTALS	455	38	9955	1730	4113	.421	1325	1661	.798	184	728	912	1356	641	2	373	614	78	5158	11.3
3-PT. FG: 2005-06, 2-9 (.222); 2006-07, 12-37 (.324); 2007-08, 55-153 (.359); 2008-09, 63-220 (.286); 2009-10, 70-206 (.340); 2010-11, 88-253 (.348); 2011-12, 83-229 (.362); TOTALS, 373-1107 (.337)																				

LOU WILLIAMS PLAYOFFS

	G	GS	MIN	FG	FGA	PCT	FT	FTA	PCT	OFF	DEF	TOT	A	PF	D	ST	TO	BS	PTS	AVG
2007-08	6	0	135	24	60	.400	22	30	.733	3	9	12	12	11	0	6	7	0	72	12.0
2008-09	6	0	149	21	51	.412	10	15	.667	2	13	15	17	10	0	3	12	1	58	9.7
2010-11	5	0	130	17	52	.327	14	19	.737	0	8	8	15	6	0	5	4	0	54	10.8
2011-12	13	0	358	50	142	.352	41	52	.788	3	24	27	39	17	0	13	16	0	149	11.5
TOTALS	30	0	772	112	305	.367	87	116	.750	8	54	62	83	44	0	27	39	1	333	11.1
3 PT. FG: 2007-08, 2-9 (.222); 2008-09, 6-16 (.375); 2010-11, 6-20 (.300); 2011-12, 8-48 (.167); TOTALS, 22-93 (.237)																				

WILLIAMS, MONTY

Notre Dame
Birthdate: Oct. 8, 1971

#5
Drafted: 1994, 1st round (24th overall) by New York

HT: 6-8

WT: 225

	G	GS	MIN	FG	FGA	PCT	FT	FTA	PCT	OFF	DEF	TOT	A	PF	D	ST	TO	BS	PTS	AVG
2002-03	21	2	276	34	80	.425	24	32	.750	12	33	45	26	33	0	12	17	5	92	4.4
2003-04	INJURED LIST - LEFT KNEE PAIN (TRADED TO ORLANDO ON 12/23/03)																			
3 PT. FG: 2002-03, 0-2 (.000)																				

PLAYOFFS

	G	GS	MIN	FG	FGA	PCT	FT	FTA	PCT	OFF	DEF	TOT	A	PF	D	ST	TO	BS	PTS	AVG
2002-03	10	0	96	8	23	.348	3	4	.750	7	8	15	0	12	0	2	4	0	19	1.9
3 PT. FG: 2002-03, 0-1 (.000)																				

WILLIAMS, SAM

Arizona State
Birthdate: Mar. 7, 1959

#33
Drafted: 1981, 2nd round (33rd overall) by Golden St.

HT: 6-8

WT: 215

	G	GS	MIN	FG	FGA	PCT	FT	FTA	PCT	OFF	DEF	TOT	A	PF	D	ST	TO	BS	PTS	AVG
1983-84	70	12	1375	193	405	.477	86	133	.647	117	209	326	60	203	3	62	96	103	472	6.7
1984-85	46	8	488	58	148	.392	28	47	.596	38	68	106	11	92	1	26	44	26	144	3.1
TOTALS	116	20	1863	251	553	.454	114	180	.633	155	277	432	71	295	4	88	140	129	616	5.3
3-PT. FG: 1983-84, 0-1 (.000); 1984-85, 0-1 (.000); TOTALS, 0-2 (.000)																				

PLAYOFFS

	G	GS	MIN	FG	FGA	PCT	FT	FTA	PCT	OFF	DEF	TOT	A	PF	D	ST	TO	BS	PTS	AVG
1983-84	4	—	55	2	8	.250	1	2	.500	1	5	6	3	7	0	2	5	6	5	1.3
1984-85	5	—	26	1	6	.167	3	10	.300	4	8	12	0	2	0	0	4	0	5	1.0
TOTALS	9	0	81	3	14	.214	4	12	.333	5	13	18	3	9	0	2	9	6	10	1.1
3-PT. FG: 1983-84, 0-1 (.000); 1984-85, 0-1 (.000); TOTALS, 0-2 (.000)																				

WILLIAMS, SCOTT

North Carolina
Birthdate: March 24, 1968

#55
Drafted: Undrafted (1990)

HT: 6-10

WT: 230

	G	GS	MIN	FG	FGA	PCT	FT	FTA	PCT	OFF	DEF	TOT	A	PF	D	ST	TO	BS	PTS	AVG
1994-95	77	43	1781	206	434	.475	79	107	.738	173	312	485	59	237	4	71	84	40	491	6.4
1995-96	13	1	193	15	29	.517	10	12	.833	13	33	46	5	27	0	6	8	7	40	3.1
1996-97	62	52	1317	162	318	.509	38	55	.891	155	242	397	41	206	5	44	50	41	362	5.8
1997-98	58	7	801	93	213	.437	51	63	.810	87	124	211	29	132	1	17	30	21	237	4.1
1998-99	2	0	17	0	2	.000	0	0	—	1	1	2	1	4	0	2	2	1	0	0.0
TOTALS	212	103	4109	476	996	.478	178	237	.751	429	712	1141	135	606	9	140	174	110	1130	5.3
3-PT. FG: 1994-95, 0-7 (.000); 1995-96, 0-2 (.000); 1996-97, 0-2 (.000); 1997-98, 0-5 (.000); 1998-99, 0-0 (.000); TOTALS, 0-16 (.000)																				

WILLIAMSON, CORLISS

Arkansas
Birthdate: Dec. 4, 1973

#14
Drafted: 1995, 1st round (13th overall) by Sacramento

HT: 6-7

WT: 245

	G	GS	MIN	FG	FGA	PCT	FT	FTA	PCT	OFF	DEF	TOT	A	PF	D	ST	TO	BS	PTS	AVG
2004-05	48	5	1056	194	417	.465	130	165	.788	73	105	178	43	144	1	26	60	12	518	10.8

ALL-TIME ROSTER



WILSON, GEORGE

Cincinnati
Birthdate: May 9, 1942

#16 HT: 6-8 WT: 230
Drafted: 1964, 1st territorial pick by Cincinnati

	G	GS	MIN	FG	FGA	PCT	FT	FTA	PCT	OFF	DEF	TOT	A	PF	D	ST	TO	BS	PTS	AVG
1968-69	38	—	552	81	182	.445	60	84	.714	—	—	216	32	87	1	—	—	—	222	5.8
1969-70	67	—	836	118	304	.388	122	172	.709	—	—	317	52	145	3	—	—	—	358	5.3
TOTALS	105	—	1388	199	486	.409	182	256	.711	—	—	533	84	232	4	—	—	—	580	5.5

PLAYOFFS

	G	GS	MIN	FG	FGA	PCT	FT	FTA	PCT	OFF	DEF	TOT	A	PF	D	ST	TO	BS	PTS	AVG
1968-69	5	—	45	0	7	.000	3	4	.750	—	—	18	8	9	0	—	—	—	3	0.6
1969-70	2	—	23	4	13	.308	1	1	1.000	—	—	12	1	4	0	—	—	—	9	4.5
TOTALS	7	—	68	4	20	.200	4	5	.800	—	—	30	9	13	0	—	—	—	12	1.7

WILSON, TREVOR

UCLA
Birthdate: March 16, 1968

#30 HT: 6-8 WT: 215
Drafted: 1990, 2nd round (36th overall) by Atlanta

	G	GS	MIN	FG	FGA	PCT	FT	FTA	PCT	OFF	DEF	TOT	A	PF	D	ST	TO	BS	PTS	AVG
1995-96	6	0	79	10	20	.500	3	4	.750	7	7	14	4	9	0	3	1	0	23	3.8

WINGATE, DAVID

Georgetown
Birthdate: Dec. 15, 1963

#25 HT: 6-5 WT: 185
Drafted: 1986, 2nd round (44th overall) by 76ers

	G	GS	MIN	FG	FGA	PCT	FT	FTA	PCT	OFF	DEF	TOT	A	PF	D	ST	TO	BS	PTS	AVG
1986-87	77	9	1612	259	602	.430	149	201	.741	70	86	156	155	169	1	93	128	19	680	8.8
1987-88	61	22	1419	218	545	.400	99	132	.750	44	57	101	119	125	0	47	104	22	545	8.9
1988-89	33	6	372	54	115	.470	27	34	.794	12	25	37	73	43	0	9	35	2	137	4.2
TOTALS	171	37	3403	531	1262	.419	275	367	.749	126	168	294	347	337	1	149	267	43	1362	8.0

3-PT. FG: 1986-87, 13-52 (.250); 1987-88, 10-40 (.250); 1988-89, 2-6 (.333); TOTALS, 25-98 (.255)

DAVID WINGATE PLAYOFFS

	G	GS	MIN	FG	FGA	PCT	FT	FTA	PCT	OFF	DEF	TOT	A	PF	D	ST	TO	BS	PTS	AVG
1986-87	5	—	90	15	37	.405	9	14	.643	5	7	12	9	11	1	5	8	1	41	8.2

3-PT. FG: 1986-87 2-2, 1.000

WINTERS, VOISE

Bradley
Birthdate: Oct. 12, 1962

#11 HT: 6-8 WT: 200
Drafted: 1985, 2nd round (44th overall) by 76ers

	G	GS	MIN	FG	FGA	PCT	FT	FTA	PCT	OFF	DEF	TOT	A	PF	D	ST	TO	BS	PTS	AVG
1985-86	4	0	17	3	13	.231	0	0	---	1	2	3	0	1	0	1	2	0	6	1.5

3-PT. FG: 1985-86, 0-1 (.000)

WOHL, DAVE

Pennsylvania
Birthdate: Nov. 2, 1949

#13 HT: 6-2 WT: 185
Drafted: 1971, 3rd round (46th overall) by 76ers

	G	GS	MIN	FG	FGA	PCT	FT	FTA	PCT	OFF	DEF	TOT	A	PF	D	ST	TO	BS	PTS	AVG
1971-72	79	32	1628	243	567	.429	156	206	.757	—	—	150	228	229	2	—	—	—	642	8.1

WOOD, LEON

California Fullerton
Birthdate: March 25, 1962

#20 HT: 6-3 WT: 185
Drafted: 1984, 1st round (10th overall) by 76ers

	G	GS	MIN	FG	FGA	PCT	FT	FTA	PCT	OFF	DEF	TOT	A	PF	D	ST	TO	BS	PTS	AVG
1984-85	38	1	269	50	134	.373	18	26	.692	3	15	18	45	17	0	8	25	0	122	3.2
1985-86	29	1	455	57	136	.419	27	34	.794	9	18	27	75	24	0	14	20	0	154	5.3
TOTALS	67	2	724	107	270	.396	45	60	.750	12	33	45	120	41	0	22	45	0	276	4.1

3-PT. FG: 1984-85 4-30; 1985-86 13-29; TOTALS 17-59, .288

PLAYOFFS

	G	GS	MIN	FG	FGA	PCT	FT	FTA	PCT	OFF	DEF	TOT	A	PF	D	ST	TO	BS	PTS	AVG
1984-85	5	—	15	4	9	.444	6	8	.750	0	1	1	2	0	0	0	3	0	14	2.8

3-PT. FG: 1984-85 0-1, .000

WOOLRIDGE, ORLANDO

Notre Dame
Birthdate: December 16, 1959

#0 HT: 6-9 WT: 215
Drafted: 1981, 1st round (6th overall) by Atlanta

	G	GS	MIN	FG	FGA	PCT	FT	FTA	PCT	OFF	DEF	TOT	A	PF	D	ST	TO	BS	PTS	AVG
1993-94	74	1	1955	364	773	.471	208	302	.689	103	195	298	139	186	1	41	142	56	937	12.0

3-PT. FG: 1-14, .071

WRIGHT, DORELL

South Kent Prep HS (CT)
Birthdate: Dec. 2 1985

#4 HT: 6-9 WT: 205
Drafted: 2004, 1st round (19th overall) by Miami

	G	GS	MIN	FG	FGA	PCT	FT	FTA	PCT	OFF	DEF	TOT	A	PF	D	ST	TO	BS	PTS	AVG
2012-13	79	8	1783	237	599	.396	120	141	.851	42	260	302	150	98	0	62	64	35	729	9.2

3-PT. FG: 2012-13, 135-361 (.374)





WRIGHT, SHARONE

Clemson
 Birthdate: January 30, 1973

#4
 Drafted: 1994, 1st round (6th pick) by 76ers

HT: 6-11

WT: 260

	G	GS	MIN	FG	FGA	PCT	FT	FTA	PCT	OFF	DEF	TOT	A	PF	D	ST	TO	BS	PTS	AVG
1994-95	79	49	2044	361	776	.465	182	282	.645	191	281	472	48	246	5	37	151	104	904	11.4
1995-96	46	32	1136	183	384	.477	117	186	.629	124	175	299	27	125	2	24	81	39	483	10.5
TOTALS	125	81	3180	544	1160	.469	299	468	.639	315	456	771	75	371	7	61	232	143	1387	11.1

3-PT. FG: 1994-95 0-8; 1995-96 0-0; TOTALS 0-8, .000

YARDLEY III, GEORGE

Stanford
 Birthdate: Nov. 3, 1928

Drafted: 1950, by Fort Wayne

HT: 6-5

WT: 195

	G	GS	MIN	FG	FGA	PCT	FT	FTA	PCT	OFF	DEF	TOT	A	PF	D	ST	TO	BS	PTS	AVG
1958-59*	61	—	1839	446	1042	.428	317	407	.779	—	—	431	65	159	3	—	—	—	1209	19.8
1959-60	73	—	2402	546	1205	.453	381	467	.816	—	—	579	122	227	2	—	—	—	1473	20.2
TOTALS	134	—	4241	992	2247	.441	698	874	.799	—	—	1010	187	386	5	—	—	—	2682	20.0

PLAYOFFS

	G	GS	MIN	FG	FGA	PCT	FT	FTA	PCT	OFF	DEF	TOT	A	PF	D	ST	TO	BS	PTS	AVG
1958-59	9	—	333	83	189	.439	60	70	.857	—	—	87	21	29	0	—	—	—	226	25.1
1959-60	3	—	88	15	39	.385	10	12	.833	—	—	17	1	9	0	—	—	—	40	13.3
TOTALS	12	—	421	98	228	.430	70	82	.854	—	—	104	22	38	0	—	—	—	266	22.2

ALL-STAR GAME

	G	GS	MIN	FG	FGA	PCT	FT	FTA	PCT	OFF	DEF	TOT	A	PF	D	ST	TO	BS	PTS	AVG
1960	1	0	16	5	9	.556	1	2	.500	—	—	3	0	—	—	—	—	—	11	11.0

YATES, BARRY

Maryland
 Birthdate: Jan. 30, 1946

#35
 Drafted: 1971, 8th round (131st overall) by 76ers

HT: 6-7

WT: 215

	G	GS	MIN	FG	FGA	PCT	FT	FTA	PCT	OFF	DEF	TOT	A	PF	D	ST	TO	BS	PTS	AVG
1971-72	24	4	144	31	83	.373	7	11	.636	—	—	40	7	14	0	—	—	—	69	2.9

YOUNG, MICHAEL

Houston
 Birthdate: Jan. 2, 1961

#8
 Drafted: 1984, 1st round (24th overall) by Boston

HT: 6-7

WT: 220

	G	GS	MIN	FG	FGA	PCT	FT	FTA	PCT	OFF	DEF	TOT	A	PF	D	ST	TO	BS	PTS	AVG
1985-86	2	0	2	0	2	.000	0	0	.000	0	0	0	0	0	0	0	0	0	0	0.0

YOUNG, NICK

USC
 Birthdate: June 1, 1985

#1
 Drafted: 2007, 1st round (16th overall) by Washington

HT: 6-6

WT: 210

	G	GS	MIN	FG	FGA	PCT	FT	FTA	PCT	OFF	DEF	TOT	A	PF	D	ST	TO	BS	PTS	AVG
2012-13	59	17	1411	224	542	.413	105	128	.820	24	106	130	84	84	0	36	50	14	628	10.6

3-PT. FG: 2012-13, 75-210 (.357)

YOUNG, SAM

Pittsburgh
 Birthdate: Jun. 1, 1985

#7
 Drafted: 2009, 2nd round (36th overall) by Memphis

HT: 6-6

WT: 220

	G	GS	MIN	FG	FGA	PCT	FT	FTA	PCT	OFF	DEF	TOT	A	PF	D	ST	TO	BS	PTS	AVG
2011-12	14	0	135	13	44	.295	9	14	.643	6	15	21	6	11	0	6	7	4	40	2.9

3-PT. FG: 2011-12, 5-8 (.625)

PLAYOFFS

	G	GS	MIN	FG	FGA	PCT	FT	FTA	PCT	OFF	DEF	TOT	A	PF	D	ST	TO	BS	PTS	AVG
2011-12	2	0	4	0	2	.000	0	0	—	0	0	0	0	0	0	0	0	0	0	0.0

3 PT. FG: 2011-12, 0-1 (.000)

YOUNG, THADDEUS

Georgia Tech
 Birthdate: June 21, 1988

#21
 Drafted: 2007, 1st round (12th overall) by 76ers

HT: 6-8

WT: 220

	G	GS	MIN	FG	FGA	PCT	FT	FTA	PCT	OFF	DEF	TOT	A	PF	D	ST	TO	BS	PTS	AVG
2007-08	74	22	1554	264	490	.539	76	103	.738	120	192	312	58	126	1	73	64	8	610	8.2
2008-09	75	71	2577	475	960	.495	139	189	.735	139	238	377	86	165	0	100	118	23	1145	15.3
2009-10	67	45	2145	382	813	.470	114	165	.691	130	220	350	97	133	0	81	126	15	926	13.8
2010-11	82	1	2135	458	847	.541	123	174	.707	153	281	434	82	170	0	90	99	26	1045	12.7
2011-12	63	1	1755	348	687	.507	111	144	.771	137	188	325	74	127	3	64	55	41	808	12.8
2012-13	76	76	2629	509	958	.531	108	188	.574	182	389	571	125	191	1	133	90	55	1127	14.8
TOTALS	437	216	12795	2436	4755	.512	671	963	.697	861	1508	2369	522	912	5	541	552	168	5661	13.0

3-PT. FG: 2007-08, 6-19 (.316); 2008-09, 56-164 (.341); 2009-10, 48-138 (.348); 2010-11, 6-22 (.273); 2011-12, 1-4 (.250); 2012-13, 1-8 (.125); TOTALS, 118-355 (.332)

PLAYOFFS

	G	GS	MIN	FG	FGA	PCT	FT	FTA	PCT	OFF	DEF	TOT	A	PF	D	ST	TO	BS	PTS	AVG
2007-08	6	6	160	24	50	.480	12	14	.857	15	12	27	4	7	0	7	4	0	61	10.2
2008-09	6	6	229	31	69	.449	5	6	.833	9	18	27	8	17	0	6	8	1	72	12.0
2010-11	5	0	127	25	60	.417	7	12	.583	17	12	29	4	13	0	4	7	1	57	11.4
2011-12	13	0	277	39	91	.429	22	31	.710	25	43	68	15	25	0	7	15	7	100	7.7
TOTALS	17	12	516	80	190	.444	24	32	.750	41	42	83	16	37	0	17	19	2	190	11.2

3-PT. FG: 2007-08, 1-5 (.200); 2008-09, 5-12 (.417); 2010-11, 0-1 (.000); TOTALS 6-18 (.333)

ALL-TIME ROSTER



SIXERS ALL-TIME ROSTER BY SCHOOL

Alabama	MICHAEL ANSLEY	Colorado State	DALE SCHLUETER
Alabama.....	JIM FARMER	Colorado State	JASON SMITH
Alabama.....	DERRICK McKEY	Connecticut	TOBY KIMBALL
Albany State.....	CALDWELL JONES	Connecticut	BRUCE KUCZENSKI
Albany State	CHARLES JONES	Connecticut	KEVIN OLLIE
American International.....	MARIO ELIE	Connecticut	DONYELL MARSHALL
Appalachian State	BELUS VAN SMAWLEY	Cornell	EDWARD PETERSON
Arizona	CONIEL NORMAN	Creighton.....	BENOIT BENJAMIN
Arizona	ERIC MONEY	Creighton.....	RODNEY BUFORD
Arizona	ANDRE IGUODALA	Creighton.....	KYLE KORVER
Arizona State	LIONEL HOLLINS	Croatia.....	TONI KUKOC
Arizona State	KURT NIMPHIUS	Davidson	FRED HETZEL
Arizona State	SAM WILLIAMS	Dayton.....	DON MAY
Arizona State	ISAAC AUSTIN	Dayton.....	DON SMITH
Arkansas	ANDREW LANG	DePaul.....	BATO GOVEDARICA
Arkansas	CORLISS WILLIAMSON	DePaul.....	STEVEN HUNTER
Arkansas Little Rock	JIM LAMPLEY	Detroit.....	EARL CURETON
Arkansas Little Rock	PETE MYERS	DePaul.....	TERRY CUMMINGS
Assumption	JAKE JONES	Detroit-Mercy	WILLIE GREEN
Auburn	CHARLES BARKLEY	Drake.....	JEFF HALLIBURTON
Baylor	BRIAN SKINNER	Drake.....	LEWIS LLOYD
Boston College	GERRY WARD	Duke	ALAA ABDELNABY
Boston College	DANA BARROS	Duke	JOHNNY DAWKINS
Bowling Green	AL BIANCHI	Duke	MIKE GMINSKI
Bowling Green.....	ANTONIO DANIELS	Duke.....	DAVID HENDERSON
Bradley	BARNEY CABLE	Duke.....	ART HEYMAN
Bradley	CHET WALKER	Duke	ANTONIO LANG
Bradley	MITCHELL ANDERSON	Duke	ROSHOWN McLEOD
Bradley	VOICE WINTERS	Duke	SHAVLIK RANDOLPH
Bradley	HERSEY HAWKINS	Duke	JIM SPANARKEL
Bradley	ANTHONY PARKER	Duke	ELTON BRAND
Bridgeport	MANUTE BOL	Duquesne	DERRICK ALSTON
Brigham Young	CRAIG RAYMOND	Duquesne	JIM TUCKER
Brigham Young	SHAWN BRADLEY	Elon	JESSE BRANSON
Cal State Fullerton	BRUCE BOWEN	Evans H.S. (Orlando, FL).....	DARRYL DAWKINS
California (Irvine).....	SCOTT BROOKS	Fairfield.....	DENG GAI
California (Irvine)	BOB THORNTON	F.C. Barcelona	EFTHIMIOS RENTZIAS
California	DARRALL IMHOFF	Florida.....	VERNON MAXWELL
California	MARK McNAMARA	Florida.....	MARREESE SPEIGHTS
California	KEBU STEWART	Florida A&M	CLEMON JOHNSON
California	Francisco Elson	Florida International.....	RAJA BELL
California Fullerton.....	LEON WOOD	Florida State	THARON MAYES
California Santa Barbara.....	BRIAN SHAW	Florida State	MITCHELL WIGGINS
California Santa Barbara	JOHN TSCHOGL	Fordham	ED CONLIN
Canisius.....	LEROY CHOLLET	Fresno State.....	RON ANDERSON
Canisius.....	AL MASINO	Furman	FRANK SELVEY
Charleston (W.Va.)	GEORGE KING, JR.	Gardner Webb.....	EDDIE LEE WILKINS
Cincinnati	CORIE BLOUNT	George Washington	MIKE BROWN
Cincinnati	CONNIE DIERKING	George Washington	JOE HOLUP
Cincinnati	ART LONG	Georgetown.....	RAY CORLEY
Cincinnati	KENNY SATTERFIELD	Georgetown.....	ALLEN IVERSON
Cincinnati	GEORGE WILSON	Georgetown.....	JAREN JACKSON
Clemson	GREG BUCKNER	Georgetown.....	DIKEMBE MUTOMBO
Clemson	SHARONE WRIGHT	Georgetown.....	DAVID WINGATE
Cleveland State.....	FRANKLIN EDWARDS		
Colorado State.....	BOB RULE		





SIXERS ALL-TIME ROSTER BY SCHOOL

Georgia.....	JUMAINE JONES	La Salle	STEVEN SMITH
Georgia Southern.....	MICHAEL CURRY	Lamar	ADRIAN CALDWELL
Georgia Southern.....	PERRY WARBINGTON	LeMoyn.....	DON SAVAGE
Georgia State.....	LANARD COPELAND	Long Beach State	LUCIOUS HARRIS
Georgia Tech.....	MATT GEIGER	Long Island University	LUTHER GREEN
Georgia Tech.....	MATT HARPRING	Louisville.....	FOREST ABLE
Georgia Tech.....	ALVIN JONES	Louisville	JEROME HARMON
Georgia Tech	BRIAN OLIVER	Louisville.....	BOB LOCHMUELLER
Georgia Tech.....	THADDEUS YOUNG	Louisville.....	KENNY PAYNE
Grambling State	BOB HOPKINS	Louisville.....	DEREK SMITH
Grant Tech.....	ED LOFGRAN	Loyola (Chicago).....	ED EARLE
Guilford	LOYD (WORLD) FREE	Loyola (Chicago).....	MIKE NOVAK
Guilford.....	BOB KAUFFMAN	Loyola (La.)	LEROY CHOLLET
Hampton.....	RICK MAHORN	Loyola Marymount	COREY GAINES
Hardin Simmons	HARVEY CATCHINGS	LSU	STANLEY ROBERTS
Hawaii	TREVOR RUFFIN	LSU	JABARI SMITH
Hawaii	RED ROCHA	Marquette	BERNARD TOONE
Hofstra	SPEEDY CLAXTON	Marshall	HAL GREER
Holy Cross.....	TOGO PALAZZI	Maryland	BEN COLEMAN
Houston.....	MICHAEL YOUNG	Maryland	JERRY GREENSPAN
Idaho State.....	STEVE HAYES	Maryland	ALBERT KING
Illinois	JOHN (RED) KERR	Maryland	TONY MASSENBURG
Illinois	WALLY OSTERKON	Maryland	JOE SMITH
Illinois	MIKE PRICE	Maryland	BARRY YATES
Illinois	DAVE SCHOLZ	Massachusetts.....	JULIUS ERVING
Illinois State	DOUG COLLINS	Massachusetts	AL SKINNER
Indiana	CLARENCE (BUTCH) CARTER	Memphis	RODNEY ARSEY
Indiana	DICK FARLEY	Memphis State	VINCENT ASKEW
Indiana	GREG GRAHAM	Memphis State	ANDRE TURNER
Indiana	ALAN HENDERSON	Miami (Ohio)	FRED FOSTER
Indiana	GEORGE MCGINNIS	Miami (Fla.)	TIM JAMES
Indiana	TOM VAN ARSDALE	Miami (Fla.)	JOHN SALMONS
Iona	SEAN GREEN	Michigan	RICKEY GREEN
Iona	JEFF RULAND	Michigan	BOB HARRISON
Iowa.....	REGGIE EVANS	Michigan	SEAN HIGGINS
Iowa.....	NOBLE JORGENSEN	Michigan	TIM MCCORMICK
Iowa	GREG STOKES	Michigan	CHRIS WEBBER
Iowa State	CRAIG BRACKINS	Michigan State.....	TERRY FURLOW
Iowa State	JEFF GRAYER	Michigan State.....	JOHN GREEN
Iowa State	JEFF HORNACEK	Michigan State.....	ANTHONY 'PIG' MILLER
Jackson H.S. (Queens, NY)	LLOYD DANIELS	Michigan State.....	RALPH SIMPSON
Kansas	BILL BRIDGES	Michigan State.....	SCOTT SKILES
Kansas	WILT CHAMBERLAIN	Michigan State.....	ERIC SNOW
Kansas	KEVIN PRITCHARD	Michigan State.....	JAY VINCENT
Kansas	REX WALTERS	Middle Tennessee State	WARREN KIDD
Kansas	WALT WESLEY	Minnesota	WILLIE BURTON
Kansas State	DICK KNOTSMAN	Minnesota	ARCHIE CLARK
Kentucky.....	NAZR MOHAMMED	Mississippi State	BAILEY HOWELL
Kentucky.....	JODIE MEEKS	Mississippi State	JEFF MALONE
Kings College (Del.)	GEORGE DEMPSEY	Mississippi Valley State	ALFONSO FORD
La Salle	JOE BRYANT	Missouri	KAREEM RUSH
La Salle	LARRY CANNON	Mt. St. Mary's.....	FRED CARTER
La Salle	KEN DURRETT	Nebraska	DAVE HOPPEN
La Salle	DOUG OVERTON	Nevada Las Vegas.....	ARMON GILLIAM

ALL-TIME ROSTER



SIXERS ALL-TIME ROSTER BY SCHOOL

Nevada Southern	JOHN Q. TRAPP	Pittsburgh	SAM YOUNG
New Mexico	KENNY THOMAS	Purdue	GLENN ROBINSON
New Mexico State	STEVE COLTER	Purdue	JIM ROWINSKI
New Orleans	RONNIE GRANDISON	Redcliffe H.S., Australia	MARK BRADTKE
New Orleans	TONY HARRIS	Rutgers	ROY HINSON
New York U.	JAMES BRASCO	St. Bonaventure	FRED CRAWFORD
New York U.	CAL RAMSEY	St. Bonaventure	BILLY KENVILLE
New York University	DOLPH SCHAYES	St. John's (N.Y.)	GERRY CALABRESE
Niagara	LARRY COSTELLO	St. John's (N.Y.)	LEROY ELLIS
Niagara	MANNY LEAKS	St. John's (N.Y.)	ZENDON HAMILTON
None	AL CERVI	St. John's (N.Y.)	GEORGE JOHNSON
None	JOE GRABOSKI	St. John's (N.Y.)	SHELTON JONES
None	GEORGE RATKOVICZ	St. John's (N.Y.)	FUZZY LEVANE
None	CONNIE SIMMONS	St. John's (N.Y.)	KEVIN LOUGHERY
North Carolina	BILLY CUNNINGHAM	St. John's (N.Y.)	JAYSON WILLIAMS
North Carolina	BOBBY JONES	St. Joseph's	CLIFF ANDERSON
North Carolina	TOM KEARNS	St. Joseph's	MIKE BANTOM
North Carolina	GEORGE LYNCH	St. Joseph's	STEVE COURTIN
North Carolina	BOB McADDOO	St. Joseph's	MATT GUOKAS
North Carolina	ERIC MONTROSS	St. Louis	LARRY HUGHES
North Carolina	LEE SHAFFER II	St. Mary's (TX)	ROBERT REID
North Carolina	JERRY STACKHOUSE	San Diego State	MICHAEL CAGE
North Carolina	SCOTT WILLIAMS	San Francisco	ED LOFGAN
North Carolina State	CHARLES SHACKLEFORD	San Francisco	MARLON REDMOND
Northeastern	PERRY MOSS	San Francisco	FREDDIE SCOLARI
Northern Illinois	Xavier Silas	Santa Clara	DENNIS AWTREY
Notre Dame	ELMER BENNETT	Santa Clara	BUD OGDEN
Notre Dame	RAY CORLEY	Seattle	CLINT RICHARDSON
Notre Dame	MONTY WILLIAMS	Seton Hall	MARK BRYANT
Notre Dame	ORLANDO WOOLRIDGE	Seton Hall	SAMUEL DALEMBERT
Okaaloosa-Walton CC	KEDRICK BROWN	Seton Hall	JOHNNY MACKNOWSKI
Ohio State	JIMMY JACKSON	Seton Hall	GLENN MOSLEY
Ohio State	JOE ROBERTS	Slovenia	Primož Brezec
Ohio State	DAVE SORENSON	South Alabama	TERRY CATLEDGE
Ohio State	EVAN TURNER	South Alabama	DEXTER SHOUSE
Ohio State	HERB WILLIAMS	South Carolina	MIKE DUNLEAVY
Oklahoma	HARVEY GRANT	South Gwinnett HS	LOUIS WILLIAMS
Oklahoma State	RICHARD DUMAS	Southern California	JOHN BLOCK
Oklahoma State	THOMAS JORDAN	Southern California	SAM CLANCY
Oklahoma State	IVAN MCFARLIN	Southern California	ALEX HANNUM
Old Dominion	WILSON WASHINGTON	Southern California	CLIFF ROBINSON
Oral Roberts	GREG SUTTON	Southern California	NIK VUCEVIC
Oregon	JIM BARNETT	Southern Mississippi	JOE COURTNEY
Oregon State	FRED BOYD	Southern Mississippi	CLARENCE WEATHERSPOON
Oregon State	MEL COUNTS	Southwest Louisiana	ANDREW TONEY
Oregon State	DAVE GAMBEE	Stanford	PAUL NEUMANN
Oregon State	SWEDE HALBROOK	Stanford	GEORGE YARDLEY III
Oregon State	RED ROCHA	Syracuse	DAMONE BROWN
Pan American	LUKE JACKSON	Syracuse	DERRICK COLEMAN
Pennsylvania	ERNIE BECK	Syracuse	BILLY GABOR
Pennsylvania	IRA BOWMAN	Syracuse	BILLY OWENS
Pennsylvania	DAVE WOHL	Syracuse	LEO RAUTINS
Penn State	CALVIN BOOTH	Temple	Lavoy Allen
Penn State	BOB WEISS	Temple	JERRY BASKERVILLE
Petersburg H.S. (VA)	MOSES MALONE		
Pittsburgh	VONTEEGO CUMMINGS		





SIXERS ALL-TIME ROSTER BY SCHOOL

Temple	WILLIAM CUNNINGHAM	Virginia Tech	ALLAN BRISTOW
Temple	MARC JACKSON	Wake Forest	LEN CHAPPELL
Temple	OLLIE JOHNSON	Wake Forest	KENNY GREEN
Temple	AARON McKIE	Wake Forest	RODNEY ROGERS
Temple	TIM PERRY	Wake Forest	DARIUS SONGAILA
Temple	JUAN 'PEPE' SANCHEZ	Washington	SPENCER HAWES
Tennessee	REGGIE JOHNSON	Washington	BOBBY JONES
Tennessee State	DICK BARNETT	Washington	TODD MacCULLOCH
Tennessee State	MONTI DAVIS	Washington	CHRIS WELP
Tennessee State	TED McCLAIN	Washington State	MARK HENDRICKSON
Tennessee State	PORTER MERIWETHER	West Texas State	MAURICE CHEEKS
Tennessee State	BEN WARLEY	West Virginia State	EARL LLOYD
Tennessee Tech	RON FILIPEK	West Virginia Tech	SEDALE THREATT
Tennessee-Chattanooga	RUSS SCHOENE	Westminster	NOBLE JORGENSEN
Texas	JAMES THOMAS	Western Carolina	FRANKIE KING
Texas	LA SALLE THOMPSON	Western Kentucky	FOREST ABLE
Texas	B.J. (BRANDON JOE) TYLER	Western Kentucky	BOB LAVOY
Texas	ROYAL IVEY	Western Kentucky	CHUCK OSBORNE
Texas Christian (TCU)	LEE NAILON	Wichita State	NATE BOWMAN
Texas Tech	TONY BATTIE	Winston Salem	JIM REID
Texas Tech	MARK DAVIS	Wisconsin	AL HENRY
Toledo	LARRY JONES	Wisconsin	WES MATTHEWS
Toledo	STEVE MIX	Wofford	JIM NEAL
Toledo	JIM RAY	Wright State	BILL EDWARDS
Toledo	PAUL SEYMOUR	Wyoming	JOSH DAVIS
Toledo	CASEY SHAW	Wyoming	ERIC LECKNER
Trenton State	GREG GRANT	Wyoming	THEO RATLIFF
Tulane	JERALD HONEYCUTT	Xavier (Ohio)	TYRONE HILL
Tulane	PAUL THOMPSON	Xavier (Ohio)	LUTHER RACKLEY
Tulsa	MICHAEL RUFFIN		
UCLA	MATT BARNES		
UCLA	HENRY BIBBY		
UCLA	DON MacLEAN		
UCLA	TREVOR WILSON		
UCLA	JRUE HOLIDAY		
UCLA	JASON KAPONO		
UNLV	LOUIS AMUNDSON		
Utah	JERRY CHAMBERS		
Utah	TOM CHAMBERS		
Utah	ANDRE MILLER		
Utah	KEITH VAN HORN		
Utah	DANNY VRANES		
Utah State	SHALER HALIMON		
Vanderbilt	ROD FREEMAN		
Vanderbilt	CLYDE LEE		
Villanova	MICHAEL BRADLEY		
Villanova	LARRY HENNESSY		
Villanova	WALI JONES		
Villanova	BILLY MELCHIONI		
Villanova	ED PINCKNEY		
Villanova	BOB SCHAFFER		
Villanova	TIM THOMAS		
Villanova	JIM WASHINGTON		
Villanova	HUBIE WHITE		
Virginia	MARC IAVARONI		
Virginia Commonwealth	GERALD HENDERSON		

ALL-TIME ROSTER



SIXERS ALL-TIME ALPHABETICAL ROSTER

A					
Abdelnaby, Alaa	1	1994-95	Cannon, Larry	1	1973-74
Able, Forest	1	1956-57	Carney, Rodney	3	2006-08
Allen, Lavoy	1	2011-12			2009-10
Alston, Derrick	2	1994-96	Carter, Clarence (Butch)	1	1985-86
Amundson, Louis	2	2006-08	Carter, Fred	6	1971-77
Anderson, Cliff	1	1970-71	Catchings, Harvey	5	1974-79
Anderson, Mitchell	1	1982-83	Catledge, Terry	1	1985-86
Anderson, Ron	5	1988-93	Cervi, Al	4	1949-53
Ansley, Michael	1	1991-92	Chamberlain, Wilt	4	1964-68
Askew, Vincent	1	1987-88	Chambers, Tom	1	1997-98
Austin, Isaac	1	1993-94	Chappell, Len	2	1962-64
Awtrey, Dennis	3	1970-73	Cheeks, Maurice	11	1978-89
			Chollet, Leroy	2	1949-51
B			Clark, Archie	4	1968-72
Bantom, Mike	1	1981-82	Claxton, Speedy	1	2001-02
Barkley, Charles	8	1984-92	Coleman, Ben	2	1987-89
Barnes, Matt	2	2004-06	Coleman, Derrick	6	1995-98,
Barnett, Dick	2	1959-61			2001-04
Barnett, Jim	1	1976-77	Collins, Doug	8	1973-81
Barros, Dana	2	1993-95	Colter, Steve	2	1986-88
Baskerville, Jerry	1	1975-76	Conlin, Ed	4	1955-59
Battie, Tony	2	2010-12	Copeland, Lanard	1	1989-90
Beck, Ernie	1	1960-61	Corley, Ray	1	1949-50
Bell, Raja	2	2000-02	Costello, Larry	10	1957-67
Benjamin, Benoît	2	1997-99	Counts, Mel	1	1972-73
Bennett, Elmer	1	1995-96	Courtin, Steve	1	1964-65
Bianchi, Al	10	1956-66	Courtney, Joe	1	1996-97
Bibby, Henry	4	1976-80	Crawford, Fred	1	1970-71
Block, John	1	1972-73	Cummings, Terry	1	1997-98
Blount, Corie	1	2001-02	Cumming, Vonteego	1	2001-02
Bol, Manute	4	1990-94	Cunningham, Billy	9	1965-72,
Booth, Calvin	1	2007-08			1974-76
Bowen, Bruce	1	1999-00	Cunningham, William	1	1997-98
Bowman, Ira	2	1999-00,	Cureton, Earl	3	1980-83
		2001-02	Curry, Michael	1	1993-94
Boyd, Fred	4	1972-76			*D*
Brackins, Craig	2	2010-12	Dalembert, Samuel	8	2001-10
Bradley, Michael	2	2004-06	Daniels, Antonio	1	2010-11
Bradley, Shawn	3	1993-96	Daniels, Lloyd	1	1994-95
Bradtke, Mark	1	1996-97	Davis, Josh	1	2004-05
Brand, Elton	4	2008-12	Davis, Mark	2	1996-98
Branson, Jesse	1	1965-66	Davis, Monti	1	1980-81
Brasco, James	1	1952-53	Dawkins, Darryl	7	1975-82
Brezec, Primoz	1	2009-10	Dawkins, Johnny	5	1989-94
Bridges, Bill	2	1971-73	Dempsey, George	1	1958-59
Bristow, Allan	2	1973-75	Dierking, Connie	5	1958-60,
Brooks, Scott	2	1988-90			1963-65,
Brown, Damone	1	2001-02	Dumas, Richard	1	1970-71
Brown, Kedrick	1	2004-05	Dunleavy, Mike	2	1976-78
Brown, Mike	1	1995-96	Durrett, Ken	1	1974-75
Bryant, Joe	4	1975-79			*E*
Bryant, Mark	1	2002-03	Earle, Ed	1	1953-54
Buckner, Greg	2	2002-04	Edwards, Bill	1	1993-94
Buford, Rodney	1	2000-01	Edwards, Franklin	3	1981-84
Burton, Willie	1	1994-95	Elie, Mario	1	1990-91
			Ellis, Leroy	4	1972-76
C			Elson, Francisco		2009-10
Cable, Barney	2	1959-61			2011-12
Cage, Michael	1	1996-97	Erving, Julius	11	1976-87
Calabrese, Gerry	2	1950-52			
Caldwell, Adrian	1	1996-97			
			Evans, Reggie	2	2007-09
					F
			Farley, Dick	2	1954-56
			Farmer, Jim	1	1990-91
			Filipek, Ron	1	1967-68
			Ford, Alfonso	1	1994-95
			Foster, Fred	2	1970-72
			Free, Lloyd (World)	4	1975-78,
					1986-87
			Freeman, Rod	1	1973-74
			Furlow, Terry	1	1976-77
					G
			Gabor, Billy	6	1949-55
			Gai, Deng	1	2005-06
			Gaines, Corey	2	1989-90,
					1994-95
			Gambee, Dave	7	1960-67
			Geiger, Matt	4	1998-02
			Gilliam, Armen	3	1990-93
			Giricek, Gordan	1	2007-08
			Gminski, Mike	4	1987-91
			Govedarcia, Bato	1	1953-54
			Graboski, Joe	1	1961-62
			Graham, Greg	3	1993-96
			Grant, Greg	3	1991-93,
					1995-96
			Grant, Harvey	1	1998-99
			Grayer, Jeff	1	1994-95
			Green, John	2	1967-69
			Green, Kenny	2	1985-87
			Green, Luther	1	1972-73
			Green, Rickey	1	1990-91
			Green, Sean	1	1993-94
			Green, Willie	7	2003-10
			Greenspan, Jerry	2	1963-64
			Greer, Hal	15	1958-73
			Guokas, Matt	5	1966-71
					H
			Halbrook, Swede	2	1960-62
			Halimon, Shaler	1	1968-69
			Halliburton, Jeff	1	1972-73
			Hamilton, Zendon	1	2003-04
			Hannum, Alex	2	1949-51
			Harmon, Jerome	1	1994-95
			Harpring, Matt	1	2001-02
			Harris, Tony	1	1990-91
			Harrison, Bob	2	1956-58
			Hawes, Spencer	1	2010-12
			Hawkins, Hersey	5	1988-93
			Hayes, Steve	1	1984-85
			Henderson, Alan	1	2006-07
			Henderson, David	1	1987-88
			Henderson, Gerald	2	1987-89
			Hendrickson, Mark	1	1996-97
			Hennessy, Larry	1	1956-57
			Henry, Al	2	1970-72
			Hetzel, Fred	1	1969-70





SIXERS ALL-TIME ALPHABETICAL ROSTER

Heyman, Art	1	1965-66	Kukoc, Toni	2	1999-01		
Higgins, Sean	1	1995-96				*L*	
Hill, Tyrone	4	1998-01, 2002-03	Lampley, Jim	1	1986-87		Nailon, Lee
Hinson, Roy	2	1986-88	Lang, Andrew	1	1992-93		Neal, Jim
Holiday, Jrue	3	2009-12	Lang, Antonio	1	1999-00		Neumann, Paul
Hollins, Lionel	3	1979-82	Lavoy, Bob	1	1953-54		Nimphius, Kurt
Holup, Joe	2	1956-58	Leaks, Manny	1	1972-73		Nociioni, Andres
Honeycutt, Jerald	1	1998-99	Leckner, Eric	1	1993-94		Norman, Coniel
Hopkins, Bob	4	1956-60	Lee, Clyde	2	1974-76		Novak, Mike
Hoppen, Dave	2	1990-92	Levane, Fuzzy	1	1949-50		
Hornacek, Jeff	2	1992-94	Lloyd, Earl	6	1952-58		*O*
Howell, Bailey	1	1970-71	Lloyd, Lewis	1	1989-90		Ogden, Bud
Hughes, Larry	2	1998-00	Lochmueller, Bob	1	1952-53		Oliver, Brian
Hunter, Steven	2	2005-07	Lofgran, Ed	1	1950-51		Ollie, Kevin
	I		Long, Art	1	2002-03		
Iavaroni, Marc	3	1982-85	Loughery, Kevin	2	1971-73		Osborne, Chuck
Iguodala, Andre	8	2004-12	Lynch, George	3	1998-01		Osterkon, Wally
Imhoff, Darrall	2	1968-70				*M*	Overton, Doug
Iverson, Allen	12	1996-07, 2009-10	MacCulloch, Todd	4	1999-01, 2002-04		Owens, Billy
Ivey, Royal	2	2008-10	Macknowski, Johnny	2	1949-51		
	J		MacLean, Don	1	1996-97		*P*
Jackson, Jaren	1	1994-95	Mahorn, Rick	3	1989-91, 1998-99		Palazzi, Togo
Jackson, Jimmy	1	1997-98	Malone, Jeff	3	1993-96		Parker, Anthony
Jackson, Luke	8	1964-72	Malone, Moses	5	1982-86, 1993-94		Payne, Kenny
Jackson, Marc	2	2003-05	Marshall, Donyell	1	2008-09		Perry, Tim
James, Tim	1	2001-02	Masino, Al	1	1953-54		Peterson, Edward
Johnson, Clemon	4	1982-86	Massenburg, Tony	1	1995-96		Pinckney, Ed
Johnson, George	1	1984-85	Matthews, Wes	1	1983-84		Price, Mike
Johnson, Ollie	2	1980-82	Maxwell, Vernon	2	1995-96, 2000-01		Pritchard, Kevin
Johnson, Reggie	1	1982-83	May, Don	2	1972-74		
Jones, Alvin	1	2001-02	Mayes, Tharon	1	1991-92		*Q, R*
Jones, Bobby	8	1978-86	McAdoo, Bob	1	1985-86		Rackley, Luther
Jones, Bobby	1	2006-07	McCaskill, Amal	1	2003-04		Ramsey, Cal
Jones, Caldwell	6	1976-82	McClain, Ted	1	1977-78		Randolph, Shavliik
Jones, Charles	1	1983-84	McCormick, Tim	2	1986-88		Ratkovicz, George
Jones, Jake	1	1971-72	McFarlin, Ivan	1	2006-07		Ratliff, Theo
Jones, Jumaine	2	1999-01	McCinnis, George	3	1975-78		
Jones, Larry	2	1964-65, 1973-74	McKey, Derrick	1	2001-02		Rautins, Leo
Jones, Shelton	1	1988-89	McKie, Aaron	8	1997-05		Ray, Jim
Jones, Wali	7	1965-71, 1975-76	McLeod, Roshown	1	2000-01		
Jordan, Thomas	1	1992-93	McNamara, Mark	3	1982-83, 1986-88		Raymond, Craig
Jorgensen, Noble	3	1950-53	Meeks, Jodie	2	2009-11		Redmond, Marlon
	K		Melchionni, Billy	2	1966-68		Reid, Jim
Kapono, Jason	2	2009-11	Meriwether, Porter	1	1962-63		Reid, Robert
Kearns, Tom	1	1958-59	Miller, Andre	3	2006-09		Rentzias, Efthimios
Kenville, Billy	3	1953-56	Miller, Anthony	1	2000-01		Richardson, Clint
Kerr, John (Red)	11	1954-65	Mix, Steve	9	1973-82		Roberts, Joe
Kidd, Warren	1	1993-94	Mohammed, Nazr	3	1998-01		Roberts, Stanley
Kimball, Toby	1	1973-74	Money, Eric	2	1978-80		Robinson, Cliff
King, Albert	1	1987-88	Montross, Eric	1	1997-98		Robinson, Glenn
King, Frankie	1	1996-97	Mosley, Glenn	1	1977-78		Rocha, Red
King, George Jr.	5	1951-56	Moss, Perry	1	1985-86		
Knostrman, Dick	1	1953-54	Mutombo, Dikembe	2	2000-02		Rogers, Rodney
Korver, Kyle	5	2003-07	Myers, Pete	1	1988-89		Rowinski, Jim
Kuczenski, Bruce	1	1983-84					Ruffin, Michael
							Ruffin, Trevor
							Ruland, Jeff
							Rule, Bob
							Rush, Kareem

ALL-TIME ROSTER



SIXERS ALL-TIME ALPHABETICAL ROSTER

S

Salmons, John	4	2002-06
Sanchez, Juan (Pepe)	1	2000-01
Satterfield, Kenny	1	2002-03
Savage, Don	2	1951-52, 1956-57
Schafer, Bob	2	1955-57
Schayes, Dolph	16	1948-64
Schlueter, Dale	1	1972-73
Schoene, Russ	1	1982-83
Scholz, Dave	1	1969-70
Scolari, Freddie	1	1950-51
Selvy, Frank	1	1959-60
Seymour, Paul	13	1947-60
Shackelford, Charles	2	1991-93
Shaffer II, Lee	3	1961-64
Shaw, Brian	1	1997-98
Shaw, Casey	1	1998-99
Shouse, Dexter	1	1989-90
Simmons, Connie	1	1954-55
Simpson, Ralph	1	1978-79
Skiles, Scott	1	1995-96
Skinner, Al	2	1978-80
Skinner, Brian	2	2002-03, 2004-05
Smawley, Belus Van	1	1950-51
Smith, Derek	2	1988-90
Smith, Don	1	1974-75
Smith, Jabari	1	2001-02
Smith, Jason	3	2007-10
Smith, Joe	1	1997-98, 2006-07
Smith, Steven	1	2006-07
Snow, Eric	7	1997-04
Songaila, Darius	1	2010-11
Sorenson, Dave	1	1972-73
Spanarkel, Jim	1	1979-80
Speights, Marreese	3	2008-10
Stackhouse, Jerry	3	1995-98
Stewart, Kebu	1	1997-98
Stokes, Greg	1	1985-86
Sutton, Greg	1	1995-96

T

Thomas, James	1	2005-06
Thomas, Kenny	3	2002-05
Thomas, Tim	2	1997-99
Thompson, Paul	1	1985-86
Thompson, La Salle	1	1995-96
Thornton, Bob	3	1987-90
Threatt, Sedale	4	1983-87
Toney, Andrew	8	1980-88
Toone, Bernard	1	1979-80
Trapp, John Q.	1	1972-73
Tschogl, John	1	1974-75
Tucker, Jim	3	1954-57
Turner, Andre	1	1990-91
Turner, Evan	1	2010-11
Tyler, B.J.	1	1994-95

U, V

Van Arsdale, Tom	3	1972-75
Van Horn, Keith	1	2002-03
Vincent, Jay	1	1989-90
Vranes, Danny	2	1986-88

W

Walker, Chet	7	1962-69
Walters, Rex	3	1995-98
Warbington, Perry	1	1974-75
Ward, Gerry	1	1965-66
Warley, Ben	4	1962-66
Washington, Jim	3	1969-72
Washington, Wilson	1	1977-78
Weatherspoon, Clarence	6	1992-98
Webber, Chris	3	2004-07
Weiss, Bob	2	1965-67
Welp, Chris	2	1987-89
Wesley, Walt	1	1974-75
White, Hubie	1	1963-64
Wiggins, Mitchell	1	1991-92
Wilkins, Eddie Lee	1	1992-93
Williams, Jayson	2	1990-92
Williams, Lou	5	2005-10
Williams, Monty	2	2002-04
Williams, Sam	2	1983-85
Williams, Scott	5	1994-99
Williamson, Corliss	1	2004-05
Wilson, George	2	1968-70
Wilson, Trevor	1	1995-96
Wingate, David	3	1986-89
Winters, Voise	1	1985-86
Wohl, Dave	1	1971-72
Wood, Leon	2	1984-86
Woolridge, Orlando	1	1993-94
Wright, Sharone	2	1994-96

X, Y, Z

Yardley III, George	2	1958-60
Yates, Barry	1	1971-72
Young, Michael	1	1985-86
Young, Thaddeus	4	2007-11





NOTES

*They can be impassioned. Funny. Enlightening.
Or inspiring.*

They can open doors. And build relationships.

Some can even change the world.

*At Wells Fargo, we believe you can never underestimate
the power of a conversation.*

It's how we learn. How we grow. And how ideas spread.

It's at the heart of everything we do.

We ask questions. We listen to your answers.

*We help you take the right steps
to move ahead with confidence.*

*So when the conversation turns to your financial goals,
turn to us.*



Call, click, or stop by to start a conversation today.
WELLSFARGO.COM | 1-800-TO-WELLS



Together we'll go far

