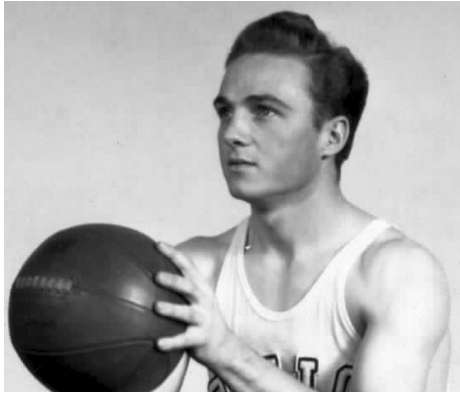


HISTORY AND RECORDS



All-Americans



FRANK BAUMHOLTZ

1941: FIRST TEAM, CONVERSE

As a senior in 1941, Baumholtz broke the Ohio career scoring record as he paced the Bobcats for a third-straight season. In the regular-season finale, he scored 29 points to break the existing Ohio single-game record.

Baumholtz led the Bobcats to a berth in the 1941 National Invitation Tournament and scored 53 points in three games to establish a new tournament record and capture Most Valuable Player honors.

In his three seasons on the hardwood, he paced Ohio to a 67-18 composite record. Nicknamed the "Midvale Marvel," he became a two-sport pioneer as one of the first athletes ever to play both basketball and baseball professionally.

In 1965, he was part of the inaugural class of the Ohio Athletics Hall of Fame in 1965. A once-in-a-lifetime player, Baumholtz's number 54 jersey is the only number officially retired by the Ohio men's basketball program.




WALTER LUCKETT

1975: HONORABLE MENTION, HELMS

A truly unique talent that graced the cover of *Sports Illustrated* before he even stepped foot inside the Convo, Walter Luckett was the most hyped incoming freshmen in the history of Ohio University athletics. Luckett delivered on that promise, as the Bridgeport, Conn., native ranks 10th on the school's all-time scoring list after playing just three seasons in Athens. He averaged a MAC-best 25.2 points per game as a junior in 1974-75 and led the league with a mark of 23.2 points per contest as a sophomore in 1973-74

A two-time all-conference selection and the 1974 MAC Player of the Year, Luckett led the Bobcats to a MAC title and a berth in the NCAA Tournament in 1974. Nicknamed "Clyde" because his game was reminiscent of NBA Hall of Famer Walt "Clyde" Frazier, he was selected by Detroit with the 27th overall selection in the 1975 NBA Draft and also was chosen in two ABA drafts. He was inducted into the Ohio Athletics Hall of Fame in 1986, and had his number 34 jersey honored during Ohio's centennial season in 2006-07. His appearance on the cover of *Sports Illustrated* came in the magazine's college basketball preview issue on Nov. 27, 1972.



GARY TRENT

1995: HONORABLE MENTION, AP; UPI

Nicknamed the "Shaq of the MAC," Gary Trent is the only three-time MAC Player of the Year in the history of the league. A force on the glass and in the post, Trent was a three-time MAC scoring champion, two-time rebounding leader and one of just three players in league history with at least 2,000 points and 1,000 rebounds.

He ranks first all-time at Ohio in scoring average (22.7 ppg) and is the school's third leading scorer (2,108 pts). In just three seasons in Athens, Trent ranks third all-time in career rebounds (1,050). As a junior in 1994-95, Trent averaged 22.9 points and 12.8 rebounds while leading Ohio to a Preseason NIT title and a berth in the postseason NIT.

Selected by the Milwaukee Bucks with the 11th overall selection in the 1995 NBA Draft, Trent was traded to the Portland Trail Blazers as part of a draft-day deal. He enjoyed an 11-year NBA career, averaging more than eight points and four rebounds per game.



D.J. COOPER

2013: HONORABLE MENTION, AP; LOU HENSON, 2012: LUTE OLSON ALL-AMERICA

One of the most well-rounded players in the history of Division I college basketball, D.J. Cooper dazzled during his four years in Athens with superior court vision, precision passing and a knack for hitting the big shot.

He is Ohio's all-time leader in assists (934), steals (327), games started (139), games played (143) and 3-pointers made, and is fourth all-time in scoring (2,075 career points). The Chicago, Ill., native is the only player in the history of NCAA Division I men's basketball to post at least 2,000 points, 900 assists, 600 rebounds and 300 steals in a career.

A three-time All-MAC First Team selection and the 2013 MAC Player of the Year, Cooper earned AP All-America Honorable Mention honors as a senior. He was a part of Ohio's 2013 senior class that took the program to new heights, winning a school-record 94 games in four years, including three NCAA contests (including wins over Georgetown, Michigan and USF), two MAC Tournament titles and one MAC regular season title.





2013-14 MEN'S BASKETBALL

Draft Picks

RD.	PLAYER	YEAR	OVERALL (IN ROUND)	TEAM/ TRADED TO
1	Gary Trent	1995	11th	Milwaukee/Portland
1	Dave Jamerson	1990	15th	Miami/Houston
2	Walter Lockett	1975	27th (9th)	Detroit
2	Brandon Hunter	2003	56th (26th)	Boston
3	Greg McDivitt	1970	44th (10th)	Phoenix
3	Greg McDivitt	1970	-	Carolina - ABA
4	John Devereaux	1984	80th (8th)	San Antonio
5	John Canine	1970	78th (10th)	Phoenix
5	Walter Lockett	1975	43rd (2nd)	Memphis - ABA
7	Howard Jolliff	1960	50th (2nd)	Minneapolis
7	Jerry Jackson	1964	65th (2nd)	Detroit
7	Steve Skaggs	1979	135th (3rd)	Cleveland
8	Craig Love	1971	121st (2nd)	Buffalo
8	Tom Corde	1972	143rd (11th)	New York
9	Dick Shrider	1948	-	New York
9	Larry Kruger	1961	74th (2nd)	Cincinnati
9	Gerald McKee	1969	-	Indiana - ABA
9	Walter Lockett	1974	85th (5th)	San Antonio - ABA
9	Tim Joyce	1979	179th (3rd)	Cleveland
10	John Schroeder	1967	-	Pittsburgh - ABA
11	Gerald McKee	1969	155th (14)	Baltimore
12	Craig Love	1971	-	Carolina - ABA
12	Ken Kowall	1971	189th (9th)	Philadelphia
13	John Schroeder	1967	141st (7th)	Seattle
17	Bunk Adams	1965	108th	Baltimore

NOT DRAFTED BUT PLAYED IN THE NBA

Frank Baumholtz	1945-46 1946-47	Youngstown – NBL Cleveland
Paul Graham	1991-94	Atlanta





2013-14 MEN'S BASKETBALL

MAC Tradition

ALL-MAC SELECTIONS

YEAR	NAME	POS.	TEAM
1947	Dick Shrider	F	One five-man team
1951	Glen Hursey	G	One five-man team
1952	Glen Hursey	G	One five-man team
1953	Jim Betts	C	Second
1954	Jim Betts	C	Second
	Lou Sawchik	F	Second
1955	Dick Garrison	G	Second
1956	Scotty Griesheimer	F	Second
1957	Dick Garrison	G	Second
1958	Bob Peters	F	Second
	Dave Scott	C	Second
1959	Bunk Adams	F	Second
	Robert Anderson	G	Second
1960	Bunk Adams	F	First
	Howard Joliff	F	First
1961	Bunk Adams	F	First
	Larry Kruger	F	Second
1962	Jerry Jackson	G	Second
	Bill Whaley	G	Second
1963	Don Hilt	F	Second
	Jerry Jackson	G	Second
1964	Don Hilt	F	First
	Jerry Jackson	G	First
	Paul Storey	F	Second
1965	Mike Haley	F	Second
	Don Hilt	F	First
1966	Ken Fowlkes	F	First
1967	Gerald McKee	G	Second
1968	Gerald McKee	G	Second
1969	Gerald McKee	G	First
1970	John Canine	G	First
	Craig Love	C	First
	Greg McDivitt	F	First
1971	Ken Kowall	G	First
	Craig Love	C	First
1972	Tom Corde	G	First
1973	Dave Ball	F	Second
	George Green	F	First
1974	Bill Brown	F/G	First
	George Green	F	Second
	Walter Lockett	G	First
1975	Walter Lockett	G	First
	George Green	F	Honorable mention
1976	Scott Love	F	Second
1977	Tim Joyce	F	Honorable mention
	Steve Skaggs	F/G	Second
	Bucky Walden	G	Honorable mention
1978	Tim Joyce	F	First
	Steve Skaggs	F/G	Second
1979	Tim Joyce	F	First
	Steve Skaggs	F/G	Honorable mention
1980	Kirk Lehman	G	Second
1981	Kirk Lehman	G	Honorable mention
	Tim Woodson	G/F	Second
1982	Vic Alexander	F	Honorable mention
	John Devereaux	C	Honorable mention
	Kirk Lehman	G	Honorable mention
1983	Vic Alexander	F	Honorable mention
	John Devereaux	C	First
	Eric Hilton	G	Honorable mention
	Jeff Thomas	G	Honorable mention
1984	Vic Alexander	F	Honorable mention
	John Devereaux	C	First
	Robert Tatum	G	Honorable mention
1985	Vic Alexander	F	Second
	Rick Scarborough	G	Honorable mention
	Robert Tatum	G	Second
1986	Paul Baron	G	Honorable mention
	Paul Graham	F/G	Honorable mention
	Robert Tatum	G	First
1987	Paul Graham	F/G	Honorable mention



Leon Williams is one of 11 student-athletes in program history to earn All-MAC honors in each of his years of eligibility.

1988	Paul Graham	F/G	First
	Dave Jamerson	G	Honorable mention
	John Rhodes	C	Second
1989	Paul Graham	F/G	First
	Dave Jamerson	G	Second
1990	Dave Jamerson	G	First
	Dennis Whitaker	G	Honorable mention
1991	Lewis Geter	G/F	First
1992	Lewis Geter	G/F	First
1993	Gary Trent	F	First
1994	Gary Trent	F	First
1995	Gary Trent	F	First
1996	Geno Ford	G	Second
	Curtis Simmons	F	Second
	Jason Terry	C	Honorable mention
1997	Geno Ford	G	First
	Ed Sears	C	Second
1998	Sanjay Adell	G	Honorable mention
1999	Sanjay Adell	G	Honorable mention
	Shaun Stonerook	F	Second
	LaDrell Whitehead	G	First
2000	Sanjay Adell	G	Honorable mention
	Shaun Stonerook	F	First
2001	Patrick Flomo	C	Honorable mention
	Brandon Hunter	F	First
2002	Brandon Hunter	F	First
2003	Brandon Hunter	F	First
2004	Jaivon Harris	G	Honorable mention
2005	Mychal Green	F	Honorable mention
	Sonny Troutman	F	Honorable mention
	Leon Williams	F	Honorable mention
2006	Mychal Green	F	Honorable mention
	Leon Williams	F	Honorable mention
2007	Jerome Tillman	F	First
	Sonny Troutman	F	Honorable mention
	Leon Williams	F	Second
2008	Jerome Tillman	F	Honorable mention
	Leon Williams	F	First
2009	Michael Allen	G	Honorable mention
	Jerome Tillman	F	First
2010	Armon Bassett	G	Honorable mention
	D.J. Cooper	G	Honorable Mention
2011	D.J. Cooper	G	First
	DeVaughn Washington	F	Honorable Mention
2012	D.J. Cooper	G	First
	Ivo Baltic	F	Honorable Mention
	Walter Offutt	G	Honorable Mention
2013	D.J. Cooper	G	First
	Reggie Keely	F	Third
	Walter Offutt	G	Third



MAC Tradition

MAC PLAYER OF THE YEAR

YEAR	NAME
1971	Ken Kowall
1974	Walter Lockett
1984	John Devereaux
1989	Paul Graham
1990	Dave Jamerson
1992	Lewis Geter
1993	Gary Trent
1994	Gary Trent
1995	Gary Trent
2013	D.J. Cooper

MAC FRESHMAN OF THE YEAR

YEAR	NAME
1986	Paul Graham
1991	Rush Floyd
1993	Gary Trent
2005	Leon Williams
2010	D.J. Cooper

MAC COACH OF THE YEAR

YEAR	NAME
1970	Jim Snyder
1972	Jim Snyder
1983	Danny Nee
1985	Danny Nee
1994	Larry Hunter



Danny Nee claimed two MAC Coach of the Year awards during his six seasons on the Ohio sidelines.




D.J. Cooper became Ohio's first MAC Player of the Year in 19 years after ranking seventh in the country in assists (7.1 per game) during the 2012-13 season.




Academic Honors

ACADEMIC ALL-AMERICA SELECTIONS

YEAR	NAME	POS.	TEAM
1970	John Canine	G	Second
	Ken Kowall	G	Honorable mention
	Craig Love	C	Second
1976	Scott Love	F	Second
1977	Steve Skaggs	F/G	First
1978	Steve Skaggs	F/G	Second
1980	Bill Littlefield	FG	Honorable mention
1990	Dave Jamerson	G	First



Fred Cluff played both basketball and baseball for the Bobcats, becoming one of just three hoops players in school history to earn Academic All-MAC honors three times.



A two-time Academic All-American and three-time Academic All-MAC selection, Steve Skaggs finished his career in 1979 as Ohio's all-time leading scorer.

ACADEMIC ALL-MAC SELECTIONS

YEAR	NAME
1966	Fred Cluff Russ Hamilton
1967	Fred Cluff Russ Hamilton Wayne Young
1968	Fred Cluff Wayne Young
1970	John Canine Ken Kowall Craig Love
1971	Ken Kowall Craig Love

1974	Scott Love
1976	Scott Love
1977	Steve Skaggs
1978	Steve Skaggs
1979	Steve Skaggs
1980	Bill Littlefield
1989	Dave Jamerson
1990	Dave Jamerson
1992	Dan Alois
1994	Chad Estis
1997	Geno Ford
2013	Walter Offutt



Statistical Champions

NCAA - INDIVIDUAL

YEAR	NAME.....	CATEGORY
2003	Brandon Hunter.....	Rebounds per game (12.6)

NCAA - TEAM

YEAR	CATEGORY
2013	Assists per game (17.5)

MAC - INDIVIDUAL


YEAR	NAME.....	CATEGORY
1955	Bob Strawser.....	Field goal percentage (53.5)
1959	Dave Scott.....	Rebounds per game (13.3)
1960	Howard Joliff.....	Rebounds per game (18.7)
1961	Stacy Bunton.....	Field goal percentage (48.0)
1965	Don Hilt.....	Rebounds per game (11.8)
1967	John Schroeder.....	Rebounds per game (13.3)
1971	Craig Love.....	Field goal percentage (51.9)
1974	Walter Luckett.....	Points per game (23.2)
1975	Walter Luckett.....	Points per game (25.2)
1983	John Devereaux.....	Rebounds per game (9.8)
	John Devereaux.....	Blocks per game (3.1)
1984	John Devereaux.....	Rebounds per game (10.3)
	John Devereaux.....	Blocks per game (2.5)
1988	Dennis Whitaker.....	Assists per game (6.9)
	Dave Jamerson.....	Free throw percentage (85.1)
	John Rhodes.....	Blocks per game (1.3)
1989	Paul Graham.....	Points per game (22.2)
1990	Dave Jamerson.....	Points per game (31.2)
	Dave Jamerson.....	Three-point field goals per game (4.7)
1991	Lewis Geter.....	Free throw percentage (86.7)
	Nate Craig.....	Steals per game (2.3)
1992	Lewis Geter.....	Points per game (20.9)
	Dan Aloï.....	Free throw percentage (84.7)
1993	Gary Trent.....	Points per game (19.0)
	Gary Trent.....	Field goal percentage (65.1)
1994	Gary Trent.....	Points per game (25.4)
	Gary Trent.....	Rebounds per game (11.4)
	Jason Terry.....	Blocks per game (2.6)
1995	Gary Trent.....	Points per game (22.9)
	Gary Trent.....	Rebounds per game (12.8)
1996	Jason Terry.....	Blocks per game (3.0)
1997	Ed Sears.....	Field goal percentage (64.7)
1999	LaDrell Whitehead.....	Three-point field goals per game (2.4)
	Shaun Stonerook.....	Rebounds per game (9.1)
2000	Shaun Stonerook.....	Rebounds per game (11.7)
2001	Patrick Flomo.....	Blocks per game (3.5)
2003	Brandon Hunter.....	Rebounds per game (12.6)
2004	Jaivon Harris.....	Three-point field goals per game (2.9)
2007	Sonny Troutman.....	Assists per game (4.4)
	Sonny Troutman.....	Steals per game (2.6)
2008	Bubba Walther.....	Three-point field goals per game (2.7)
	Leon Williams.....	Rebounds per game (9.8)
	Leon Williams.....	Field goal percentage (61.4)
	Bubba Walther.....	Free throw percentage (87.3)
2009	Michael Allen.....	Assists per game (4.3)
	Michael Allen.....	Assist-to-turnover ratio (2.3)
	Tommy Freeman.....	Three-point field goal percentage (42.5)
2010	D.J. Cooper.....	Assists per game (6.25)
	Tommy Freeman.....	Three-point field goal percentage (.506)
	D.J. Cooper.....	Steals per game (2.69)
	D.J. Cooper.....	Minutes played (38.00)
2011	D.J. Cooper.....	Assists per game (7.51)
	Tommy Freeman.....	Three-point field goal percentage (.436)
2012	D.J. Cooper.....	Steals per game (2.3)

MAC - TEAM

YEAR	CATEGORY
1947	Scoring defense (50.3)
1956	Free throw percentage (68.4)
1957	Scoring offense (87.1)
	Field goal percentage (42.8)
1959	Rebounds per game (57.7)
1960	Scoring offense (79.9)
	Field goal percentage (42.9)
	Rebounds per game (58.7)
1961	Field goal percentage (41.4)
1962	Rebounds per game (48.3)
1964	Rebounds per game (51.4)
1965	Rebounds per game (56.8)
1966	Rebounds per game (54.2)
1967	Rebounds per game (55.8)
1968	Rebounds per game (47.7)
1969	Scoring offense (83.3)
	Rebounds per game (52.3)
1970	Scoring offense (84.4)
	Rebounds per game (51.6)
1971	Scoring offense (83.6)
	Rebounds per game (47.0)
1972	Scoring offense (78.9)
	Rebounds per game (46.0)
1973	Scoring offense (79.7)
	Rebounds per game (52.5)
1974	Scoring offense (78.8)
1982	Scoring defense (64.7)
1983	Scoring defense (60.0)
	Rebounding margin (+6.5)
1984	Rebounding margin (+4.1)
1985	Scoring defense (62.9)
1988	Field goal percentage (50.3)
	Rebounding margin (+5.4)
1992	Free throw percentage (73.9)
1993	Free throw percentage (71.8)
1994	Scoring offense (80.8)
	Rebounding margin (+5.6)
1995	Scoring offense (77.9)
	Three-point field goals (178)
	Rebounding margin (+6.5)
1996	Rebounding margin (+6.4)
1999	Field goal percentage (46.8)
	Rebounding margin (+6.5)
2000	Rebounding margin (+5.6)
2008	Assists per game (14.5)
2009	Three-point field goal percentage (36.3)
	Assists per game (13.6)
2010	Scoring offense (74.7)
	Scoring margin (5.2)
	Assist to turnover ratio (1.17)
	Defensive Rebounds (25.08)
2011	Scoring offense (74.4)
	Assists per game (15.23)
2012	Scoring margin (+7.7)
	Three-point field goal percentage (.294)
	Steals (9.4)
	Three-point field goals made (7.4)
2013	Scoring offense (72.5)
	Field goal percentage (.466)
	Assists per game (17.5)
	Steals per game (8.9)
	Turnover margin (+4.74)
	Assist/turnover ratio (1.4)




Top-10 Scorers




DAVE JAMERSON ... STOW, OHIO (1986-90) ... 2,336 POINTS

Year	GP/GS	FGM/A/%	3FG/A/%	FTM/A/%	Reb./Avg.	Asst./Avg.	Pts./Avg.
1985-86	28-3	169-294-.575	NA	54-65-.831	85-3.0	54-1.9	392-14.0
1986-87			Medical Redshirt				
1987-88	30-30	198-416-.476	49-122-.402	74-87-.851	115-3.8	86-2.9	519-17.3
1988-89	29-29	200-413-.484	59-145-.407	92-107-.860	136-4.7	82-2.8	551-19.0
1989-90	28-*	297-647-.459	131-303-.432	149-177-.842	179-6.4	49-1.8	874-31.2
TOTAL	115-*	864-1770-.488	239-570-.419	369-436-.846	515-4.5	271-2.4	2336-20.3



PAUL GRAHAM ... PHILADELPHIA, PA. (1986-89) ... 2,170 PTS

Year	GP/GS	FGM/A/%	3FG/A/%	FTM/A/%	Reb./Avg.	Asst./Avg.	Pts./Avg.
1985-86	29-16	181-377-.480	NA	99-128-.773	136-4.7	52-1.8	461-15.9
1986-87	22-18	187-391-.478	10-39-.256	81-109-.743	118-5.4	54-2.5	465-21.1
1987-88	30-27	227-413-.550	4-9-.444	141-183-.770	153-5.1	80-2.7	599-20.0
1988-89	29-29	224-431-.520	21-46-.457	176-217-.811	203-7.0	98-3.4	645-22.2
TOTAL	110-90	819-1612-.508	35-94-.372	497-637-.780	610-5.5	284-2.6	2170-19.7




GARY TRENT ... COLUMBUS, OHIO (1993-95) ... 2,108 PTS

Year	GP/GS	FGM/A/%	3FG/A/%	FTM/A/%	Reb./Avg.	Asst./Avg.	Pts./Avg.
1992-93	27-27	194-299-.651	0-1-.000	126-181-.696	250-9.6	42-1.6	514-19.0
1993-94	33-32	309-536-.576	9-33-.273	210-291-.722	377-11.4	65-2.0	837-25.4
1994-95	33-31	293-556-.527	8-35-.227	163-254-.642	423-12.8	79-2.4	757-22.9
TOTAL	93-90	796-1390-.573	17-69-.246	499-726-.687	1050-11.3	186-2.0	2108-22.7



D.J. COOPER ... CHICAGO, ILL. (2010-2013) ... 2,075 PTS

Year	GP/GS	FGM/A/%	3FG/A/%	FTM/A/%	Reb./Avg.	Asst./Avg.	Pts./Avg.
2009-10	37-36	156-417-.374	65-204-.319	121-158-.766	198-5.4	218-5.9	498-13.5
2010-11	35-32	180-471-.382	58-194-.299	134-179-.749	176-5.0	263-7.5	552-15.8
2011-12	37-37	162-465-.348	75-244-.307	146-196-.745	138-3.7	211-5.7	545-14.7
2012-13	34-34	150-354-.424	76-209-.364	104-148-.703	109-3.2	242-7.1	480-14.1
TOTAL	143-139	648-1707-.380	274-851-.322	505-681-.742	621-4.3	934-6.5	2075-14.5




BRANDON HUNTER ... CINCINNATI, OHIO (2000-03) ... 2,012 PTS

Year	GP/GS	FGM/A/%	3FG/A/%	FTM/A/%	Reb./Avg.	Asst./Avg.	Pts./Avg.
1999-00	33-32	149-290-.514	0-2-.000	76-138-.551	206-6.2	35-1.1	374-11.3
2000-01	30-30	181-355-.510	3-9-.333	178-271-.657	282-9.4	80-2.7	543-18.1
2001-02	26-26	159-325-.489	25-67-.373	108-179-.603	237-9.1	59-2.3	451-17.3
2002-03	30-30	217-415-.523	11-37-.293	199-335-.594	378-12.6	78-2.6	644-21.5
TOTAL	119-118	706-1385-.510	39-115-.339	561-923-.608	1103-9.3	252-2.1	2012-16.9




Top-10 Scorers



GENO FORD ... CAMBRIDGE, OHIO (1994-97) ... 1,752 PTS

Year	GP/GS	FGM/A/%	3FG/A/%	FTM/A/%	Reb./Avg.	Asst./Avg.	Pts./Avg.
1993-94	33-24	85-218-.390	43-102-.422	96-128-.750	50-1.5	69-2.1	309-9.4
1994-95	33-32	116-279-.416	48-131-.366	91-118-.771	68-2.1	90-2.7	371-11.2
1995-96	30-30	192-451-.426	52-135-.315	131-163-.804	82-2.7	72-2.4	567-18.9
1996-97	27-27	167-404-.413	59-151-.391	112-131-.855	98-3.6	78-2.9	505-18.7
TOTAL	123-115	560-1352-.414	202-519-.389	430-540-.796	298-2.4	309-2.5	1752-14.2



STEVE SKAGGS ... FLATWOODS, KY. (1976-79) ... 1,741 PTS

Year	GP/GS	FGM/A/%	3FG/A/%	FTM/A/%	Reb./Avg.	Asst./Avg.	Pts./Avg.
1975-76	26-*	117-261-.429	NA	66-81-.815	79-3.0	26-1.0	300-11.5
1976-77	25-*	190-395-.481	NA	102-143-.713	178-7.1	24-1.0	482-19.3
1977-78	24-*	200-414-.483	NA	87-118-.737	114-4.8	37-1.5	487-20.3
1978-79	27-*	196-425-.461	NA	80-99-.808	71-2.6	77-2.9	472-17.5
TOTAL	102-*	703-1495-.470	NA	335-441-.760	442-4.3	164-1.6	1741-17.1



LEON WILLIAMS ... BALTIMORE, MD. (2005-08) ... 1,716 PTS

Year	GP/GS	FGM/A/%	3FG/A/%	FTM/A/%	Reb./Avg.	Asst./Avg.	Pts./Avg.
2004-05	32-32	145-225-.644	0-0-.000	92-161-.571	274-8.6	7-0.2	382-11.9
2005-06	30-30	126-213-.592	0-0-.000	79-123-.642	208-6.9	20-0.7	331-11.0
2006-07	32-32	162-278-.583	0-0-.000	137-201-.682	283-8.8	29-0.9	461-14.4
2007-08	33-33	180-293-.614	1-1-1.000	181-247-.733	325-9.8	41-1.2	542-16.4
TOTAL	127-127	613-1009-.608	1-1-1.000	489-732-.668	1090-8.6	97-0.8	1716-13.5



JEROME TILLMAN ... BEAVERCREEK, OHIO (2006-09) ... 1,635 PTS

Year	GP/GS	FGM/A/%	3FG/A/%	FTM/A/%	Reb./Avg.	Asst./Avg.	Pts./Avg.
2005-06	26-5	65-124-.524	1-16-.063	44-61-.721	99-3.8	7-0.3	175-6.7
2006-07	32-30	162-289-.561	23-51-.451	120-176-.682	261-8.2	42-1.3	467-14.6
2007-08	32-32	152-293-.519	24-64-.375	99-129-.767	242-7.6	36-1.1	427-13.3
2008-09	32-32	183-361-.507	27-82-.329	173-235-.736	258-8.1	38-1.2	566-17.7
TOTAL	122-99	562-1067-.527	75-213-.352	436-601-.725	860-7.0	123-1.0	1635-13.4



WALTER LOCKETT ... BRIDGEPORT, CONN. (1973-75) ... 1,625 PTS

Year	GP/GS	FGM/A/%	3FG/A/%	FTM/A/%	Reb./Avg.	Asst./Avg.	Pts./Avg.
1972-73	26-*	148-332-.446	NA	55-78-.705	77-2.9	*.*	351-13.5
1973-74	27-*	254-524-.485	NA	109-150-.727	159-5.9	73-2.7	617-22.8
1974-75	26-*	257-490-.524	NA	143-191-.748	136-5.2	77-3.0	657-25.2
TOTAL	79-*	659-1346-.490	NA	307-419-.733	372-4.7	*.*	1625-20.6



2013-14 MEN'S BASKETBALL

Postseason History

NCAA TOURNAMENT (5-13, .278)

YEAR	OPPONENT	RESULT	SITE
1960	Notre Dame	W, 74-66	Lexington, Ky.
	Georgia Tech	L, 57-54	Lexington, Ky.
	Western Kentucky	L, 97-87	Louisville, Ky.
1961	Louisville	L, 76-70	Louisville, Ky.
1964	Louisville	W, 71-69	Evanston, Ill.
	Kentucky	W, 85-69	Minneapolis, Minn.
	Michigan	L, 69-57	Minneapolis, Minn.
1965	Dayton	L, 66-65	Bowling Green, Ky.
1970	Notre Dame	L, 112-82	Dayton, Ohio
1972	Marquette	L, 73-49	Knoxville, Tenn.
1974	Marquette	L, 85-59	Terre Haute, Ind.
1983	Illinois State	W, 51-49	Tampa, Fla.
	Kentucky	L, 57-40	Tampa, Fla.
1985	Kansas	L, 49-38	South Bend, Ind.
1994	Indiana	L, 84-72	Landover, Md.
2005	Florida	L, 67-62	Nashville, Tenn.
2010	Georgetown	W, 97-83	Providence, R.I.
	Tennessee	L, 83-68	Providence, R.I.
2012	Michigan	W, 65-60	Nashville, Tenn.
	South Florida	W, 62-56	Nashville, Tenn.
	North Carolina	L, 73-65	St. Louis, Mo.

NATIONAL INVITATIONAL TOURNAMENT (4-5, .500)

YEAR	OPPONENT	RESULT	SITE
1941	Duquesne	W, 55-40	New York, N.Y.
	City College of New York	W, 45-43	New York, N.Y.
	Long Island	L, 56-42	New York, N.Y.
1969	West Texas State	W, 82-80	New York, N.Y.
	Tennessee	L, 75-64	New York, N.Y.
1986	Ohio State	L, 65-62	Athens, Ohio
1995	George Washington	W, 83-71	Athens, Ohio
	at Iowa	L, 66-62	Iowa City, Iowa
2013	at Denver	L, 61-57	Denver, Colo.

COLLEGE BASKETBALL INVITATIONAL (1-1, .500)

YEAR	OPPONENT	RESULT	SITE
2008	Brown	W, 80-74	Athens, Ohio
	Bradley	L, 79-73	Peoria, Ill.

COLLEGE INSIDER TOURNAMENT (1-1, .500)

YEAR	OPPONENT	RESULT	SITE
2011	Marshall	W, 65-64	Huntington, W.Va.
	East Tennessee State	L, 82-73	Johnson City, Tenn.



D.J. Cooper and the Bobcats advanced to the NCAA regional semifinal in 2012 after defeating fourth-seeded Michigan in NCAA second round action (above) and No. 12 seed USF in the third round.



Bobcats in the Rafters



#54 FRANK BAUMHOLTZ

Ohio's first All-American played for the Bobcats from 1939-41 before blazing a trail as one of the first two-sport professional athletes.

His number 54 jersey was retired on Feb. 4, 1995, and is the program's lone officially retired number.



#34 WALTER LUCKETT

The second All-American in program history enjoyed a storied career in Athens from 1973-75.

His number 34 jersey was raised to the rafters on Jan. 24, 2007, as part of the centennial celebration for Ohio men's basketball.



#33 DAVE JAMERSON

The Bobcats' all-time leading scorer became an NBA lottery pick following his term at Ohio from 1986-90.

His number 33 jersey was honored on Jan. 24, 2007, as part of the centennial celebration for Ohio men's basketball.



#20 GARY TRENT

Nicknamed "The Shaq of the MAC", Trent is the only three-time MAC Player of the Year in the history of the league. He was a three-time MAC scoring champion, two-time rebounding leader and one of just three players in league history with at least 2,000 points and 1,000 rebounds.

His number 20 jersey was placed in the rafters on Jan. 21, 2012, at halftime of the Ohio-Miami contest.



HEAD COACH JIM SNYDER

The second-winningest coach in MAC history roamed the sidelines for Ohio from 1949-74.

The winner of seven MAC titles and two MAC Coach of the Year awards was honored on Jan. 24, 2007, as part of the centennial celebration for Ohio men's basketball.



1963-64 OHIO BOBCATS

Led in points by Jerry Jackson and in rebounds by Don Hilt, the 1963-64 Ohio squad became the first in MAC history to reach the NCAA Elite Eight.


The team was recognized on Jan. 24, 2007, as part of the centennial celebration for Ohio men's basketball.



2013-14 MEN'S BASKETBALL

All-Time Letterwinners*

A
Adams, Andre.....1980
Adams, Bunk..... 1959-61
Adedipe, Adetunji..... 2009-11
Adell, Sanjay..... 1998-00
Alexander, Victor..... 1982-85



Victor Alexander scored more than 1,300 points and earned All-MAC honors in each of his four collegiate seasons from 1982-85.

Allen, Michael..... 2008-09
Aloi, Dan..... 1991-92
Anderson, Bob..... 1957-59
Annen, Matt.....2004, 06-07
Arstine, Randy.....1975

B
Ball, Dave..... 1972-74
Baltic, Ivo..... 2010-13
Bandy, Dale..... 1958-60
Barns, Steve..... 1990-91
Baron, Paul..... 1983-86
Barry, J..... 1991-93
Barrett, Delvar..... 2003-04
Barry, Joe..... 1963-65
Bassett, Armon.....2010
Battle, Steve.....1968
Beauford, John.....1989
Becvar, Steve..... 1982-83
Belton, Kenny.....2012
Benich, Joe..... 1951-52
Berry, Jerry.....1953
Betts, Jack..... 1950-52
Betts, Jim..... 1952-54
Boals, Jeff..... 1992-95
Bolen, Gary..... 1961-63
Borden, Mike.....1977
Bridgewater, James..... 2002-04
Brock, Jamie..... 1985-88
Brown, Bill..... 1972-74
Brown, Dave..... 1965-66
Brown, Ken.....1964
Bruning, Steve..... 1984, 86
Bryant, Lorenzo.....1989

Buck, Lloyd..... 1963-65
Bunton, Stacy..... 1961-63

C
Campbell, Antonio..... 2014-present
Canine, John..... 1968-70
Cannon, Ricky.....1988
Carlson, Sean..... 1981-84
Chatman, Antonio.....2006
Cluff, Fred..... 1966-68
Cole, Nate..... 1981-84
Coleman, Steven..... 2009-10
Cook, Murray.....1961
Coon, Jim.....1961
Coon, Larry..... 1967-68
Cooper, D.J.....2010-13
Corde, Mike..... 1974-76
Corde, Tom..... 1970-72
Crabtree, Drew.....2014-present
Craig, Nate..... 1989-92
Crawford, Jason..... 1999-02

D
Daugherty, Harold..... 1951-53
Davis, Nick.....1986
Davis, Tom..... 1963-65
Davis, Whitney..... 2004-07
Devereaux, John..... 1981-84
Dicky, Bob..... 1946-49
Dobbs, Frankie.....2009

E
Edwards, Bill.....1957
Ehretzman, Steve..... 1992-93
Esterkamp, Steve..... 2000-03
Estis, Chad..... 1991-94
Evans, Bob.....1955

F
Fakhir, Basra..... 1996-98
Fears, Jeremy.....2005
Feldman, Chet..... 1995, 98
Flenorl, Diante..... 1996-99
Flomo, Patrick..... 1999-02
Floyd, Rush..... 1991-94
Ford, Dustin..... 1998-01
Ford, Geno..... 1994-97
Fowkles, Ken..... 1965-66
Freeman, Tommy..... 2008-11

G
Gaunt, Bob..... 1958-60
Garrison, Dick..... 1954-55
Geter, Lewis..... 1991-92
Gill, Chad..... 1990-93
Gill, Charles..... 1962-64
Gladney, Diamond..... 2004-05
Glaney, John..... 1968-69
Goard, TyQuane.....2012
Goff, Nick..... 2012-13
Gordon, Harry..... 1946-47
Graham, Paul..... 1986-89
Graves, Doug..... 1979-80
Graves, Spindle..... 1979-80
Gray, Brewer..... 1978-79
Green, George..... 1973-75
Green, Kadeem.....2013
Green, Mychal..... 2005-06
Greenwood, Ryan..... 1992-95
Griesheimer, Scotty..... 1952-53
Groff, Dave..... 1969-70

Grooms, Russ..... 1956-58
Gyurko, Gene..... 1948-49

H
Halbert, Jeff..... 2003-06
Haley, Mike..... 1963-65
Hall, T.J.....2011-present
Hamilton, Russ..... 1965-67
Hammond, Mike..... 1965-67
Harbut, Terren..... 2004-05
Harley, Khari.....2014-present
Harris, Jaivon..... 2001-04



Jaivon Harris led the MAC with an average of 2.9 three-point field goals per game in 2003-04 and finished his career with 161 trifectas.

Haswell, Tom.....1951
Hatcher, Marshall..... 1966-68
Heiby, Ken.....1971
Hester, Allen.....2008
Hester, Tom..... 1974-75
Hicks, Eddie..... 1982-85
Hilt, Don..... 1963-65
Hilton, Eric..... 1981-83
Hoepfner, Jeff.....1990
Hoffman, Rick.....1990
Howell, Adam..... 2000-01
Howell, Bob..... 1970-72
Huggins, Bob.....1973
Hunter, Brandon..... 2000-03
Hunter, Larry..... 1970-71
Hursey, Glen..... 1950-52

I
Isgrigg, Mick..... 1980-81

J
Jackson, Jerry..... 1962-64
Jackson, Johnnie.....2006
Jackson, Sean.....1988
Jacobs, Ethan..... 2011-12
Jamerson, Dave..... 1986-90
Jamerson, Tom..... 1989-92
Jauch, Doug..... 1974-76
Jenkins, Dedrick..... 1991-92
Johnson, Bob..... 1947-49
Johnson, Bruce..... 1958-60
Johnson, Gus..... 1993-96
Johnson, Ricardo.....2011-present

*Note: Years listed are as follows: 2014 denotes the 2013-14 season, 2013 denotes the 2012-13 season, and so on.



2013-14 MEN'S BASKETBALL

All-Time Letterwinners

Johnson, Sonny 2002-03
Jolliff, Howard 1958-60
Jones, Anthony 2000-01
Joyce, Tim 1977-79

K

Kanzig, Andy 1996
Katz, Dave 1960-62
Keely, Reggie 2010-13
Kellogg, Nick 2011-present
Kent, Jason 1993-94
Kiekow, Zach 2002-03
King, Stephen 2003-07
Kinney, Jay 2010
Kinsley, Gene 1947-49
Knight, Jeff 1971
Kowall, Ken 1969-71
Kowalski, Dave 1983-84
Kruger, Larry 1960-61

L

Lalich, Todd 1971-72
Lamb, Harry 1946-47
Lashley, Gary 1964
Lauretti, Mark 1977
Lebold, Jerry 1990
Lechner, Dan 1951-53
Lehman, Kirk 1979-82
Lehmann, Marty 1985-88
Leighenheimer, Dave 1950-52
Leon, Bob 1975-78
Liatsos, Alex 2001-02
Littlefield, Bill 1977-80
Love, Craig 1969-71
Love, Scott 1973, 75-76
Luckett, Walter 1973-75

M

Martin, Seth 1998
McKinley, David 2010-13
McClintick, Mark 1967-68
McDivitt, Greg 1968-70
McGowen, Clay 2004-05
McKee, Gerald 1967-69
McKown, Phil 1949
McVicker, Shaun 2000-01
Miller, Dick 1954-55
Miller, Mike 1969-71
Miller, Phil 1975-76
Mompremier, Wadley 2014-present
Moore, Fred 1955-57
Moore, Harold 1979-80
Morris, Paul 1996
Morrison, Larry 1954-55
Motley, Alonzo 1991-92
Murphy, Dick 1952-54
Murphy, Kevin 1993-94

N

Nagtzaam, Zach 2009
Ndour, Maurice 2014-present
Norman, Dick 1957-59
Nixon, Lemuel 1954
Nuzum, Ralph 1954

O

Offutt, Walter 2011-13
Openheimer, Bill 1955
Orr, Justin 2008-09
Ottrix, Ken 2006

P

Parkhill, Dick 1966
Parker, Doug 1968-70
Patterson, John 1978-80
Payne, Ulice 1974
Pell, Henry 1955-57
Peters, Bob 1956-58
Peterson, Jim 1995-98
Pollack, Herbert 1949
Polosky, Vic 1951

R

Rahas, Dean 1993
Randall, Glenn 1954
Rankin, Reggie 1987-90
Readout, Ralph 1951-53
Reed, Corey 1996-00
Reese, Mike 1992-95
Reichenbach, Berke 1965-66
Reid, George 1986-88
Rumpke, Bucky 1971-72
Renner, Charles 1949-51
Rhodes, John 1985-88
Riccardi, Tom 1972
Roberts, Dave 1962-63
Ruoff, Gerald 1948
Rusch, Denny 1972-74

S

Sanderson, Jon 2001-02
Sawchik, Lou 1952-54
Sawyer, Cliff 1975-77
Sayles, Asown 2007-08, 10-11
Scarberry, Rick 1982-85
Schroeder, John 1965-67
Schuler, Mike 1961
Schumaker, Jack 1951
Scott, Dave 1957-59
Sears, Ed 1995, 97
Seltzer, Chuck 1975-76

Setty, Treg 2013-present

Shreffler, James 1949
Shrider, Dick 1947
Sift, Don 1955-57
Simmons, Curtis 1994-97
Skaggs, Steve 1976-79
Slappy, Larry 1974
Smith, Henry 1985

Smith, Jon 2011-present

Smith, Roger 1984-87
Smolian, Jon 1978
Sparks, Elwood 1950-52
Spires, Don 1965-67
Stanfel, Rich 1985-87
Stark, Robert 1991-92
Stefan, Chris 1949
Stephens, Thomas 2001-04
Stevenson, Willie 1981
Stivison, Josh 1995
Stonerook, Shaun 1999-00
Storey, Paul 1962-64
Strawsor, Bob 1953-55

T

Taylor, Stevie 2012-present
Talbert, Alan 1973
Tatum, Robert 1983-86
Terek, Dave 1975-76
Terry, Jason 1993-96



In just two seasons with the Bobcats (2011-12, 2012-13), Walter Offutt led Ohio to the NCAA Sweet 16, an NIT berth and posted 817 career points.

Terry, Nick 1998-99
Thomas, Jeff 1982-83
Thompson, Denny 1972-74
Tillman, Jerome 2006-09
Towns, James 1981
Trent, Gary 1993-95
Troutman, Sonny 2004-07
Tudor, John 1956-58

V

van Kempen, Kenneth 2007-10
Vroman, Andrew 2008

W

Walden, Bucky 1976-78
Walther, Bubba 2007-08
Washington, Damion 1996-97
Washington, DeVaughn 2008-11
Washington, Eddie 1985
Waters, Stacey 2009
Weinbrecht, Harry 1955
Weirich, Tom 1964-66
Whaley, Bill 1960-62
Whitaker, Dennis 1987-90
Whitehead, LaDrell 1999
Whittington IV, Bert 2008
Whitus, Ernie 1977-78
Wilcox, Loren 1960-62

Wilkins, Travis 2013-present

Williams, Gene 1948-49
Williams, Larry 1956-58
Williams, Leon 2005-08
Willis, Javarez "Bean" 2013-present
Winbush, Greg 1977

Wingfield, D.J. 2014-present

Witte, Verlynn 1958-60
Wolf, Gary 1969-71
Wolf, Jerry 1957-59
Wood, Bob 1966
Woodson, Tim 1980-81
Wylie, Mark 1946-47

Y

Young, Wayne 1966-68

Z

Zalenka, Jim 1978-81



2013-14 MEN'S BASKETBALL

All-Time Roster*

0/00

Treg Setty 2013-present
Armon Bassett 2010
Mychal Green 2005-06

1

Kadeem Green 2013
DeVaughn Washington 2008-11
Sonny Troutman 2004-07

2

D.J. Wingfield 2014-present
Nick Goff 2012-13
Steven Coleman 2009-10
Johnnie Jackson 2006-07

3

Walter Offutt 2011-13
Ivo Baltic 2010
Michael Allen 2008-09
Steve Hartings 2007
Jeremy Fears 2005-06
Adam Howell 2000-01
Steve Ehretzman 1992-93
Tom Jamerson 1989
Fred Moore 1955-57
Lemuel Nixon 1954
Harold Daugherty 1952, 1953

4

Wadly Mompremier 2014-present
David McKinley 2010-13
Bubba Walther 2007-08
Terren Harbut 2004-05
Dustin Ford 1998-01
Chad Estis 1993-94
Nate Craig 1991-92
Brian Kocher 1988-89
John Paulette 1956
Fred Lowe 1955
Don Del Corso 1954
Dick Seiple 1952-53

5

Maurice Ndour 2014-present
D.J. Cooper 2010-13
Leon Williams 2005-08
Anthony Jones 2000-01
LaDrell Whitehead 1999
Don Siftt 1955-57
Jack Duschinski 1954
John Kornick 1953

6

Duane Baker 1956
Ralph Nuzum 1954
Paul Wanstreet 1952

7

Glen Hursey 1952

8

Dick Norman 1957
Larry Morrison 1954-56
Scotty Griesheimer 1952-53

9

Bill Oppenheimer 1955-56
Nate Reynard 1954
Ralph Readout 1952-53

10

Javarez "Bean" Willis 2013-present
Whitney Davis 2005-07
Zach Kiekow 2002-03
Corey Reed 1997-00
Dedrick Jenkins 1991-92
Dennis Whitaker 1987-90
Dave Jamerson 1986

Rick Scarberry 1982-85
Eric Hilton 1981
Bucky Walden 1977-78
Greg Cobb 1976
Dave Strack 1972-74
Mike Miller 1971
Steve Battle 1968-69
Mike Hammond 1965-67
Bill Whaley 1960-62
Bob Anderson 1957-58
Harry Weinbrecht 1955-56
Dick Murphy 1952-54

11

Khari Harley 2014-present
Adetunji Adedipe 2009-11
Bert Whittington IV 2008
Antonio Chatman 2006-07
Marin Bota 2003-04
John Tudor 1956-57
Harry Weinbrecht 1954
Tom Haswell 1952

12

Drew Crabtree 2014-present
Kenneth van Kempen 2007-10
Jason Crawford 1999-02
Chet Feldman 1998
Geno Ford 1994-97
J. Barry 1991-93
Spindle Graves 1979-80
Bob Leon 1975-78
Larry Slappy 1974
Ken Heiby 1971-72
John Canine 1968-69
Dick Parkhill 1966-67
Tom Davis 1963-65
Dave Katz 1960-62
Thurman Taylor 1959
Larry Williams 1956-58
Dick Miller 1954-55
Carl Racketa 1953
Jack Betts 1952

13

T.J. Hall 2011-present
Andrew Vroman 2008
Glenn Randall 1954
Nate Reynard 1953
Dave Leightenheimer 1952

14

Stephen King 2003-07
Bill Littlefield 1977-80
Dave Terek 1976
Denny Thompson 1972-74
Ken Kowall 1969-71
John Glancy 1968
Jerry Groves 1967
Tom Weirich 1965, 1966
Dave Thie 1963
Jim Koon 1961-62
Mike Schuler 1960
Bob Mattscheck 1959
John Tudor 1958
Bill Edwards 1957
Ray Griesheimer 1956
Bob Strawser 1954-55
Jerry Barry 1953
Elwood Sparks 1952

15

Nick Kellogg 2011-present
Allen Hester 2008
James Bridgewater 2003-05
Jaivon Harris 2001-02
Alonzo Motley 1990-92
Dave Scott 1957
Bob Evans 1955-56
John Dunnette 1953-54
Joe Benich 1952

16

Bob Peters 1956-57
Fred Arand 1955
Lou Sawchik 1953-54

17

Russ Grooms 1956-57
Roger Melick 1954-55
Bob Strawser 1953

20

Ricardo Johnson 2011-present
Stacey Waters 2009
Robert Mercer 2007
Ken Ottrix 2006
Gary Trent 1994-95
Chad Gill 1990-93
Jerry Hammond 1989
Robert Tatum 1983-86
Kirk Lehman 1979-82
Greg Winbush 1977
Bucky Walden 1976
Dave Terek 1975
Bill Brown 1973-74
Mark Derer 1973
Bill Brown 1972
Larry Hunter 1969-71
Dave Brown 1965-66
Bill Sherman 1963
Mike Schuler 1961-62
Dale Bandy 1958-60
Dan Lechner 1952-53

21

Jon Smith 2011-present
Frankie Dobbs 2009
Seth Bauman 2006
Diamond Gladney 2004-05
Asa Jewett 1999-00
Jason Grunkemeyer 1997
Gus Johnson 1993-96
Roger Smith 1984-87
Eric Hilton 1982-83
Willie Stevenson 1981 (H)
Henry Pell 1955-57
Jim Betts 1952-54

22

Stevie Taylor 2012-present
Thomas Stephens 2001-04
Justin LaFerla 1999
Jim Peterson 1995-98
Rush Floyd 1991-94
Reggie Rankin 1987-90
Eddie Washington 1985
Steve Becvar 1981-84
Jan Smoljan 1978-79
Kim Leonard 1977
Phil Miller 1975-76
Alan Talbert 1973-74
Larry Coon 1968-69
Mark McClintick 1967
Ken Fowlkes 1965-66
Jerry Jackson 1962-64
Bunk Adams 1959-61
Bob Peters 1958

23

Ivo Baltic 2010-13
Jay Kinney 2010
Jeff Halbert 2003-06
Jason LaFerla 1999
Sanjay Adell 1997
Mike Reese 1992-95
Jim Heffner 1991
Nate Craig 1989-90
Sean Jackson 1988
Jack Milhollan 1969

24

*Note: Years listed are as follows: 2014 denotes the 2013-14 season, 2013 denotes the 2012-13 season, and so on.



2013-14 MEN'S BASKETBALL

All-Time Roster

Travis Wilkins 2013-present
Tommy Freeman 2008-11
James Bridgewater 2002
Jeremy Tharpp 1999
Matt Jager 1996-98
Jason Kent 1993-94
Tom Jamerson 1990-92
Steve Bruning 1984-87
Dick Buls 1982-83
Dennis Dylewski 1981
Harold Coleman 1979
Tom Dill 1978
Jan Smoljan 1977
Mike Corde 1973-76
Tom Corde 1970-72
Guy Pirillo 1969
Jesse Wilson 1968
Jim Patton 1967
Phil Williams 1965-66
Dave Perry 1962
Ralph Ball 1961
Dick Norman 1958-59

25
Justin Orr 2008-09
Steve Esterkamp 2000-03
Don Christie 1985-86
Jeff Thomas 1982-83

27
Jerry Wolf 1957
Dick Garrison 1954-56

30
Reggie Keely 2010-13
Sanjay Adell 1998-00
Paul Baron 1983-86
Tim Woodson 1980-82
Mark Lauretti 1977-78
Randy Anstine 1975-76
Bob Huggins 1973
Bob Howell 1970-72
Mike Miller 1969
Marshall Hatcher 1966-68
Mike Haley 1963-65
Dave Sekeres 1962
Verlynn Witte 1958-60

31
Kevin Shorter 2001-02
Chet Feldman 1995
Aaron Quinn 1992
Rick Hoffman 1988-91
Marty Lehman 1985-88
Eric Key 1982
James Towns 1981
Tracy Poindexter 1980
Jim Zalenka 1978

32
TyQuane Goard 2012
Zach Nagtzaam 2009
Matt Annen 2004-07
Sonny Johnson 2002-03
Diante Flenorl 1996-99
Willie Stevenson 1981 (A)
Mike Feigenbaum 1980
Steve Skaggs 1976-79
Gary Jackson 1975
Chris Collins 1972-74
Ralph Rogers 1970-71
Gerald McKee 1967-69
Berke Reichenbach 1965-66
Dave Roberts 1962-63
Bob Rollinson 1961
Bruce Johnson 1958-60

33
Antonio Campbell 2014-present
Jerome Tillman 2006-09
Clay McGowen 2004-05

Jon Sanderson 2001-02
Shaun Stonerook 1999-00
Basra Fakhir 1996-98
Gary Trent 1993
Lewis Geter 1991-92
Dave Jamerson 1988-90

34
Brandon Hunter 2000-03
Seth Martin 1998
Chad Estis 1992
Steve Barnes 1990-91
Harold Moore 1979-80
Mike Borden 1977-78
Walter Lockett 1973-75
Todd Lalich 1971-72
Greg McDivitt 1968-70
Larry Coon 1967
Gary Lashley 1965
Lloyd Buck 1963
Marvin Welles 1962
Hugh Dalton 1961
Ron Ferlic 1959-60
Russ Grooms 1958

35
Damion Washington 1996-97

40
Jaivon Harris 2003-04
Patrick Flomo 1999-02
Nate Woody 1989
Nick Davis 1987
Dave Dziabis 1982-83
Mick Isgrigg 1980-81
Brewer Gray 1978-79
Cliff Sawyer 1975-77
Dave Ball 1972-74
John Glancy 1969
Wayne Young 1968
John Schroeder 1965-67
Paul Storey 1962-63
Larry Kruger 1960-61
Dave Scott 1958-59

41
Andy Peterson 1998
Andy Kanzig 1995-97
Kevin Murphy 1993-94
Dan Aloï 1992
Robert Stark 1991
Jerry LeBold 1990
John Beauford 1988-89
John Devereaux 1981-84
John Patterson 1978-80

42
Shaun McVicker 2000-01
David Poe 1980
Tim Joyce 1977-79
Tom Hester 1972-75
Doug Parker 1968-70
Don Spires 1965-67
Gary Bolen 1961-63
Stuart Calhoun 1960
Jerry Wolf 1958-59

43
Ryan Greenwood 1992-95
Enrico Rau 1989
Ricky Cannon 1988

44
Asown Sayles 2007-08,10-11
Cliff McGowen 2005-06
Andrejs Kregers 2003
Alex Liatos 2001-02
Jason Bundy 1998
Curtis Simmons 1994-97
Robert Stark 1992
Dan Aloï 1991

Lorenzo Bryant 1989-90
Rich Stanfel 1985-87
Sean Carlson 1982-84
Charles Winch 1978
Greg Winbush 1977
Scott Love 1973-76
Jeff Knight 1971-72
Dave Groff 1969
Mark McClintick 1968
Russ Hamilton 1965-67
Charles Gill 1962-64
Bob Gaunt 1958-60

45
Kenny Belton 2012
Chris Maul 1998
Paul Morris 1996-97
Jeff Boals 1992-95
Jim Hoepfner 1990
Paul Graham 1986-89
Eddie Hicks 1982-85
Sean Carlson 1981
Andre Adams 1979-80
Ernie Whitus 1977-78
Doug Jauch 1973-76
Bucky Rumpke 1970-72

50
Ed Sears 1997
Henry Smith 1985-86
Nate Cole 1981-84
Doug Graves 1979-80
John Kimbel 1977
George Green 1973-75
Grant Courtright 1969
Wayne Young 1966-67
Don Hilt 1963-65
Loren Wilcox 1960-62
Bob Anderson 1959

51
Nick Terry 1998-99
Jason Terry 1993-96
Jamie Brock 1985-88
Dave Kowalski 1983-84
Jim Zalenka 1979-81
Scott Stephens 1977
Chuck Seltzer 1975-76
Ulice Payne 1974
Tom Riccardi 1972-73
Gary Wolf 1971
Bill Szabo 1968
Bob Wood 1967
Fred Cluff 1966
Joe Barry 1963-65
Murray Cook 1960-62
Howard Jolliff 1958

52
Ed Sears 1995
John Rhodes 1985-88
Vic Alexander 1982 (H)-83 (H)
Dave Mathews 1981
Lionel Rogers 1980
Jim Marhulik 1977-79
Denny Rusch 1972-74
Craig Love 1969-71
Fred Cluff 1967-68
Bob Wood 1966
Lloyd Buck 1965
Stacy Bunton 1961-63
Howard Jolliff 1959-60

53
Ethan Jacobs 2011-12

55
Delvar Barrett 2003-04
George Reid 1986-89
Vic Alexander 1982 (A), 1983 (A), 1984-85

59
Martin Scanlon 1990



Homes of the Bobcats

2013-14 MEN'S BASKETBALL



OHIO GYMNASIUM (1908-23)

Demolished in 1966 to make room for the Alden Library, the Ohio Gymnasium became Ohio's first permanent home prior to the 1908-09 season.

Before 1908, Bobcat basketball was played in the basement of Ewing Hall.

The total cost to build Ohio Gymnasium was \$55,000.



MEN'S GYMNASIUM (1924-60)

The Bobcats' second home, Men's Gymnasium was dedicated on Feb. 20, 1924, with a victory over Wittenberg.

Ohio clinched its first MAC title with an 85-70 victory over Bowling Green in the last game ever played at Men's Gymnasium.

The first-ever play-by-play broadcast of an Ohio basketball game came from Men's Gymnasium in 1943.

When the Bobcats moved to the Grover Center in 1960, Men's Gymnasium became classrooms and became what is now known as Bentley Hall.



GROVER CENTER (1960-68)

The Bobcats posted a 60-16 record at the Grover Center over its eight-year run as the team's home court, including a school-record 29-game home winning streak.

Ohio defeated top-ranked Ohio State, the defending national champions, in the first game ever played at the Grover Center. The game was sold out a month in advance.

The present-day Grover Center has been expanded to almost 200,000 square feet and houses more than 50 classrooms and specialty labs.



CONVOCATION CENTER (1968-PRESENT)

Ohio has registered an impressive 437-135 (.764) all-time record at its current home and has led the MAC in attendance in seven of the past eight seasons. The Bobcats set the all-time school record in attendance in 2012-13, as a total of 124,782 fans passed through the Convocation Center turnstiles. In 2011-12, Ohio set a school record with 16 home wins in a single-season.

After opening The Convo on Dec. 3, 1968, with an 80-70 win over Indiana, the Bobcats won 35 of their first 37 games at the arena. Ohio set a MAC attendance record on Feb. 28, 1970, when 14,102 fans witnessed the Bobcats clinch the league title with a win over Bowling Green.

The Convo houses most of Ohio's basketball amenities, including the Alden Basketball Suite, the locker room and the training room.



Individual Career Records

2013-14 MEN'S BASKETBALL

POINTS

1. Dave Jamerson (1986-90).....	2,336
2. Paul Graham (1986-89).....	2,170
3. Gary Trent (1993-95).....	2,108
4. D.J. Cooper (2010-13).....	2,075
5. Brandon Hunter (2000-03).....	2,012
6. Geno Ford (1994-97).....	1,752
7. Steve Skaggs (1976-79).....	1,741
8. Leon Williams (2005-08).....	1,716
9. Jerome Tillman (2006-09).....	1,635
10. Walter Lockett (1973-75).....	1,625
11. John Devereaux (1981-84).....	1,502
12. Tim Joyce (1977-79).....	1,468
13. Steve Esterkamp (2000-03).....	1,405
14. Sanjay Adell (1998-00).....	1,381
15. Curtis Simmons (1994-97).....	1,353
16. Robert Tatum (1983-86).....	1,348
17. Vic Alexander (1982-85).....	1,323
18. Gerald McKee (1967-69).....	1,310
19. Kirk Lehman (1979-82).....	1,297
20. Sonny Troutman (2004-07).....	1,272
21. Don Hilt (1963-65).....	1,252
22. Jerry Jackson (1962-64).....	1,205
23. Bunk Adams (1959-61).....	1,196
24. John Canine (1968-70).....	1,149
25. Reggie Keely (2010-13).....	1,131
26. Frankie Baumholtz (1939-41).....	1,096
27. Lewis Geter (1991-92).....	1,092
28. Fred Moore (1955-57).....	1,088
29. Tommy Freeman (2008-11).....	1,071
30. Ivo Baltic (2010-13).....	1,066
31. DeVaughn Washington (2008-11).....	1,061
32. Ken Kowall (1969-71).....	1,042
33. Jason Terry (1993-96).....	1,008
34. Jim Betts (1952-54).....	1,008
35. George Green (1973-75).....	1,003

SCORING AVERAGE

1. Gary Trent (1993-95).....	22.7
2. Tim Joyce (1977-79).....	21.0
3. Walter Lockett (1973-75).....	20.7
4. Dave Jamerson (1986-90).....	20.3
5. Paul Graham (1986-89).....	19.7
6. Lewis Geter (1991-92).....	19.5
7. Gerald McKee (1967-69).....	18.7
8. Armon Bassett (2009-10).....	17.1
Steve Skaggs (1976-79).....	17.1
10. Brandon Hunter (2000-03).....	16.9

FIELD GOALS MADE

1. Dave Jamerson (1986-90).....	864
2. Paul Graham (1986-89).....	819
3. Gary Trent (1993-95).....	796
4. Brandon Hunter (2000-03).....	706
5. Steve Skaggs (1976-79).....	703
6. Walter Lockett (1973-75).....	659
7. D.J. Cooper (2010-13).....	648
8. Leon Williams (2005-08).....	613
John Devereaux (1981-84).....	613
10. Tim Joyce (1977-79).....	588

FIELD GOAL ATTEMPTS

1. Dave Jamerson (1986-90).....	1,770
2. D.J. Cooper (2010-13).....	1,707
3. Paul Graham (1986-89).....	1,612
4. Steve Skaggs (1976-79).....	1,495
5. Gary Trent (1993-95).....	1,390
6. Brandon Hunter (2000-03).....	1,385
7. Geno Ford (1994-97).....	1,352
8. Walter Lockett (1973-75).....	1,346
9. Gerald McKee (1967-69).....	1,339
10. John Devereaux (1981-84).....	1,209

FIELD GOAL PERCENTAGE (MIN. 300 FG)

1. Leon Williams (2005-08).....	608
2. Ed Sears (1995-97).....	599
3. Gary Trent (1993-95).....	573
4. John Rhodes (1985-88).....	567
5. Jerome Tillman (2006-09).....	527
6. Reggie Keely (2010-13).....	525
7. Brandon Hunter (2000-03).....	510
8. Victor Alexander (1982-85).....	508
Paul Graham (1986-89).....	508
10. John Devereaux (1981-84).....	507
Craig Love (1969-71).....	507

THREE-POINT FIELD GOALS MADE

1. D.J. Cooper (2010-13).....	274
2. Tommy Freeman (2008-11).....	259
3. Dave Jamerson (1986-90).....	239
4. Steve Esterkamp (2000-03).....	207
5. Gus Johnson (1993-96).....	205
6. Nick Kellogg (2011-present).....	203
7. Geno Ford (1994-97).....	202
8. Dustin Ford (1998-01).....	166
9. Jeff Halbert (2003-06).....	163
10. Jaivon Harris (2001-04).....	161

THREE-POINT FIELD GOAL ATTEMPTS

1. D.J. Cooper (2010-13).....	851
2. Gus Johnson (1993-96).....	588
3. Tommy Freeman (2008-11).....	584
4. Dave Jamerson (1986-90).....	570
5. Geno Ford (1994-97).....	549
6. Steve Esterkamp (2000-03).....	526
7. Nick Kellogg (2011-present).....	506
8. Dustin Ford (1998-01).....	471
9. Bubba Walther (2007-08).....	423
10. Jaivon Harris (2001-04).....	420

THREE-POINT FIELD GOAL PERCENTAGE

1. Tommy Freeman (2008-11).....	443
2. Dave Jamerson (1986-90).....	419
3. Dan Aloï (1991-92).....	407
4. Nick Kellogg (2011-present).....	401
5. Mychal Green (2005-06).....	395
6. Steve Esterkamp (2000-03).....	394
7. Jaff Halbert (2003-06).....	392
8. Jaivon Harris (2001-04).....	383
9. Chad Estis (1991-94).....	375



Individual Career Records

FREE THROWS MADE

1. Brandon Hunter (2000-03)	561
2. D.J. Cooper (2010-13)	505
3. Gary Trent (1993-95)	499
4. Paul Graham (1986-89)	497
5. Leon Williams (2005-08)	489
6. Jerome Tillman (2006-09)	436
7. Geno Ford (1994-97)	430
8. Dave Jamerson (1986-90)	369
9. Sanjay Adell (1998-00)	365
10. Sonny Troutman (2004-07)	343

FREE THROWS ATTEMPTED

1. Brandon Hunter (2000-03)	923
2. Leon Williams (2005-08)	732
3. Gary Trent (1993-95)	726
4. D.J. Cooper (2010-13)	681
5. Paul Graham (1986-89)	637
6. Jerome Tillman (2006-09)	601
7. Geno Ford (1994-97)	540
8. Sanjay Adell (1998-00)	533
9. Bunk Adams (1959-61)	502
10. DeVaughn Washington (2008-11)	459

REBOUNDS

1. Brandon Hunter (2000-03)	1,103
2. Leon Williams (2005-08)	1,090
3. Gary Trent (1993-95)	1,050
4. John Devereaux (1981-84)	957
5. Dave Scott (1957-59)	904
6. John Schroeder (1965-67)	884
7. Bunk Adams (1959-61)	865
8. Jerome Tillman (2006-09)	860
9. Craig Love (1969-71)	805
10. Jim Betts (1952-54)	784

REBOUND AVERAGE

1. Dave Scott (1957-59)	12.7
2. John Schroeder (1965-67)	12.3
3. Bunk Adams (1959-61)	11.8
4. Jim Betts (1952-54)	11.5
5. Gary Trent (1993-95)	11.3
6. Lou Sawchik (1952-54)	10.8
7. Craig Love (1969-71)	10.7
8. Shaun Stonerook (1999-00)	10.5
9. Don Hilt (1963-65)	10.2
10. Gerald McKee (1967-69)	9.9

ASSISTS

1. D.J. Cooper (2010-13)	934
2. Dennis Whitaker (1987-90)	651
3. Paul Baron (1983-86)	579
4. Roger Smith (1984-87)	401
5. Sonny Troutman (2004-07)	384
6. Kirk Lehman (1979-82)	332
7. Nate Craig (1989-92)	329
8. Dustin Ford (1998-01)	310
Robert Tatum (1983-86)	310
10. Geno Ford (1994-97)	309

STEALS

1. D.J. Cooper (2010-13)	327
2. Sonny Troutman (2004-07)	259
3. Dennis Whitaker (1987-90)	197
4. Paul Graham (1986-89)	196
5. Nate Craig (1989-92)	149
6. Steve Esterkamp (2000-03)	148
7. Curt Simmons (1994-97)	142
Robert Tatum (1983-86)	142
9. Corey Reed (1996-00)	141
Paul Baron (1983-86)	141

BLOCKS

1. Jason Terry (1993-96)	262
2. John Devereaux (1981-84)	260
3. Patrick Flomo (1999-02)	222
4. Leon Williams (2005-08)	138
5. John Rhodes (1985-88)	121
6. Reggie Keely (2010-13)	107
7. Gary Trent (1993-95)	105
8. Jon Smith (2011-present)	93
9. Curtis Simmons (1994-97)	87
Brandon Hunter (2000-03)	87

GAMES PLAYED

1. D.J. Cooper (2010-13)	143
Ivo Baltic (2010-13)	143
Reggie Keely (2010-13)	143
4. Kenneth van Kempen (2007-10)	134
5. Tommy Freeman (2008-11)	133
6. DeVaughn Washington (2008-11)	130
7. Leon Williams (2005-08)	127
8. Jason Terry (1993-96)	124
9. Geno Ford (1994-97)	123
10. Jerome Tillman (2006-09)	122

GAMES STARTED

1. D.J. Cooper (2010-13)	139
2. Leon Williams (2005-08)	127
3. Brandon Hunter (2000-03)	118
4. Geno Ford (1994-97)	113
5. Sonny Troutman (2004-07)	110
6. Dustin Ford (1998-01)	102
7. Jerome Tillman (2006-09)	99
8. Nick Kellogg (2011-present)	97
9. Steve Esterkamp (2000-03)	94
10. Nate Craig (1989-92)	92
Jason Terry (1993-96)	92



Pictured right: Senior Nick Kellogg can move into the top-5 in Ohio history in career games played during the 2013-14 season



Individual Season Records

POINTS

1. Dave Jamerson (1989-90).....	874
2. Gary Trent (1993-94).....	837
3. Gary Trent (1994-95).....	757
4. Walter Lockett (1974-75).....	657
5. Paul Graham (1988-89).....	645
6. Walter Lockett (1973-74).....	617
7. Brandon Hunter (2002-03).....	614
8. Tim Joyce (1978-79).....	594
9. Lewis Geter (1991-92).....	584
10. Geno Ford (1995-96).....	567

SCORING AVERAGE

1. Dave Jamerson (1989-90).....	31.2
2. Gary Trent (1993-94).....	25.4
3. Walter Lockett (1974-75).....	25.3
4. Gary Trent (1994-95).....	22.9
Walter Lockett (1973-74).....	22.9
6. Paul Graham (1988-89).....	22.2
7. Tim Joyce (1978-79).....	22.0
8. Tim Joyce (1977-78).....	21.9
9. Brandon Hunter (2002-03).....	21.5
10. Paul Graham (1986-87).....	21.1

FIELD GOALS MADE

1. Gary Trent (1993-94).....	309
2. Dave Jamerson (1989-90).....	297
3. Gary Trent (1994-95).....	293
4. Walter Lockett (1974-75).....	257
5. Walter Lockett (1973-74).....	254
6. Tim Joyce (1978-79).....	230
Tim Joyce (1977-78).....	230
8. Paul Graham (1987-88).....	227
9. Paul Graham (1988-89).....	224
10. Brandon Hunter (2002-03).....	217

FIELD GOAL ATTEMPTS

1. Dave Jamerson (1989-90).....	628
2. Gary Trent (1994-95).....	556
3. Gary Trent (1993-94).....	536
4. Walter Lockett (1973-74).....	524
5. Gerald McKee (1968-69).....	502
6. Walter Lockett (1974-75).....	490
7. D.J. Cooper (2010-11).....	471
8. Tim Joyce (1978-79).....	466
D.J. Cooper (2011-12).....	465
10. Geno Ford (1995-96).....	451

FIELD GOAL PERCENTAGE

1. Gary Trent (1992-93).....	.651
2. Ed Sears (1996-97).....	.647
3. Leon Williams (2004-05).....	.644
4. John Rhodes (1987-88).....	.626

THREE-POINT FIELD GOALS MADE

1. Dave Jamerson (1989-90).....	131
2. Tommy Freeman (2010-11).....	99
3. Tommy Freeman (2009-10).....	93
4. Jaivon Harris (2003-04).....	88
5. Nick Kellogg (2011-12).....	85
6. Bubba Walther (2007-08).....	82
7. Chad Estis (1993-94).....	80
8. D.J. Cooper (2012-13).....	76
9. D.J. Cooper (2011-12).....	75
10. Bubba Walther (2006-07).....	74
11. Gus Johnson (1994-95).....	73



Dave Jamerson's marks of 874 points and 31.2 points per game from the 1989-90 campaign still stand as single-season Ohio records.

THREE-POINT FIELD GOAL ATTEMPTS

1. Dave Jamerson (1989-90).....	303
2. D.J. Cooper (2011-12).....	244
Tommy Freeman (2010-11).....	227
3. Bubba Walther (2007-08).....	225
4. Jaivon Harris (2003-04).....	222
5. Gus Johnson (1994-95).....	216
6. Jim Peterson (1997-98).....	209
7. Armon Bassett (2009-10).....	208
8. Chad Estis (1993-94).....	205
9. D.J. Cooper (2009-10).....	204
LaDrell Whitehead (1998-99).....	204

THREE-POINT FIELD GOAL PERCENTAGE

1. Tommy Freeman (2009-10).....	.477
2. Jason Grunkemeyer (1996-97).....	.474
3. Rush Floyd (1990-91).....	.467
4. Steve Esterkamp (2001-02).....	.444
5. Rush Floyd (1991-92).....	.443
6. Tommy Freeman (2010-11).....	.436
7. Nick Kellogg (2010-11).....	.435
Jaff Halbert (2005-06).....	.435
9. Dave Jamerson (1989-90).....	.432
10. Nick Kellogg (2011-12).....	.427



Individual Season Records

FREE THROWS MADE

1. Gary Trent (1993-94).....	210
2. Brandon Hunter (2002-03).....	199
3. Leon Williams (2007-08).....	181
4. Shaun Stonerook (1999-00).....	180
5. Brandon Hunter (2000-01).....	178
6. Paul Graham (1988-89).....	176
7. Jerome Tillman (2008-09).....	173
8. Lewis Geter (1991-92).....	175
9. Armon Bassett (2009-10).....	164
10. Gary Trent (1994-95).....	163

FREE THROWS ATTEMPTED

1. Brandon Hunter (2002-03).....	335
2. Gary Trent (1993-94).....	291
3. Brandon Hunter (2000-01).....	271
4. Gary Trent (1994-95).....	254
5. Leon Williams (2007-08).....	247
6. Shaun Stonerook (1999-00).....	246
7. Jerome Tillman (2008-09).....	235
8. Lewis Geter (1991-92).....	220
9. Paul Graham (1988-89).....	217
10. Sanjay Adell (1999-00).....	204

REBOUNDS

1. Howard Joliff (1959-60).....	468
2. Gary Trent (1994-95).....	423
3. Shaun Stonerook (1999-00).....	387
4. Brandon Hunter (2002-03).....	378
5. Gary Trent (1993-94).....	377
6. Leon Williams (2007-08).....	325
7. Craig Love (1969-70).....	322
8. Dave Scott (1958-59).....	319
9. John Devereaux (1982-83).....	312
10. Jim Betts (1952-53).....	310

REBOUND AVERAGE

1. Howard Joliff (1959-60).....	18.7
2. Jim Betts (1952-53).....	14.1
3. Lou Sawchik (1953-54).....	13.9
4. Lou Sawchik (1952-53).....	13.5
5. John Schroeder (1966-67).....	13.3
Dave Scott (1958-59).....	13.3
7. Dave Scott (1956-57).....	13.0
8. Craig Love (1969-70).....	12.9
9. Gary Trent (1994-95).....	12.8
Bunk Adams (1960-61).....	12.8

ASSISTS

1. D.J. Cooper (2010-11).....	263
2. D.J. Cooper (2012-13).....	242
3. D.J. Cooper (2009-10).....	218
4. D.J. Cooper (2011-12).....	211
5. Dennis Whitaker (1987-88).....	199
6. Paul Baron (1984-85).....	190
7. Dennis Whitaker (1989-90).....	185
8. Paul Baron (1985-86).....	176
9. Paul Baron (1983-84).....	158
10. Dennis Whitaker (1988-89).....	148
11. Michael Allen (2007-08).....	142
Sonny Troutman (2006-07).....	142


STEALS

1. D.J. Cooper (2009-10).....	93
2. D.J. Cooper (2011-12).....	85
3. Sonny Troutman (2006-07).....	82
4. D.J. Cooper (2010-11).....	81
5. Sonny Troutman (2004-05).....	72
6. D.J. Cooper (2012-13).....	68

7. Nate Craig (1990-91).....	64
8. Paul Graham (1989-90).....	60
Dennis Whitaker (1987-88).....	60
10. Shaun Stonerook (1998-99).....	59
Dennis Whitaker (1989-90).....	59

BLOCKS

1. Patrick Flomo (2000-01).....	105
2. John Devereaux (1982-83).....	99
3. Jason Terry (1995-96).....	89
4. Jason Terry (1993-94).....	85
5. Jason Terry (1994-95).....	73
6. John Devereaux (1983-84).....	70
7. John Devereaux (1981-82).....	61
8. Gary Trent (1993-94).....	53
9. Jon Smith (2012-13).....	47
10. Jon Smith (2011-12).....	46
John Rhodes (1985-86).....	46



Lewis Geter showed a penchant for getting to the line during his time in Athens, as he ranks in the single-season top-10 in both free throws made and attempted.



Team Season Records

WINS

1.	29	2011-12 (29-8)
2.	25	1993-94 (25-8)
3.	24	2012-13 (24-10)
	24	1994-95 (24-10)
5.	23	1982-83 (23-9)
6.	22	2009-10 (22-15)
	22	1985-86 (22-8)
	22	1984-85 (22-8)
9.	21	2004-05 (21-11)
	21	1963-64 (21-6)
11.	20	2007-08 (20-13)
	20	1999-00 (20-13)
	20	1983-84 (20-8)
	20	1969-70 (20-5)

WINNING PERCENTAGE

1.	.882 (15-2)	1920-21
2.	.857 (18-3)	1936-37
3.	.826 (19-4)	1921-22
4.	.818 (18-4)	1940-41
5.	.800 (20-5)	1969-70
	.800 (16-4)	1932-33
7.	.784 (29-8)	2011-12
8.	.778 (21-6)	1963-64
9.	.762 (16-5)	1964-65
	.762 (16-5)	1923-24

POINTS

1.	2,763	2009-10
2.	2,668	1993-94
3.	2,649	1994-95
4.	2,604	2010-11
5.	2,598	2011-12
6.	2,464	2012-13
7.	2,386	1999-00
8.	2,364	1987-88
9.	2,331	2006-07
10.	2,291	1985-86

SCORING AVERAGE

1.	87.1	1956-57
2.	84.1	1969-70
3.	83.6	1970-71
4.	83.3	1968-69
5.	82.0	1955-56
6.	81.8	1964-65
7.	81.7	1954-55
8.	80.8	1993-94
9.	79.9	1959-60
10.	79.7	1972-73

OPPONENT SCORING AVERAGE

1.	58.7	1983-84
2.	60.0	1982-83
3.	62.5	2011-12
4.	62.9	1984-85
5.	64.5	2012-13
	64.5	2005-06
7.	64.7	1981-82
8.	65.0	2008-09
9.	65.2	1962-63
10.	65.8	1995-96

FIELD GOALS MADE

1.	945	1994-95
----	-----	-------	---------

2.	932	1985-86
3.	925	2009-10
4.	924	1993-94
5.	901	2011-12
6.	896	2010-11
7.	893	1987-88
8.	889	2012-13
9.	875	1973-74
10.	851	1978-79
	851	1964-65

FIELD GOAL ATTEMPTS

1.	2,153	2009-10
2.	2,111	2011-12
3.	2,060	2010-11
4.	2,017	1994-95
5.	1,979	1972-73
6.	1,964	1950-51
7.	1,950	1968-69
	1,950	1951-52
9.	1,945	1993-94
10.	1,933	1973-74

FIELD GOAL PERCENTAGE

1.	.510 (932-1828)	1985-86
2.	.503 (893-1774)	1987-88
3.	.488 (820-1679)	1982-83
4.	.485 (741-1529)	2001-02
5.	.479 (742-1550)	1996-97
6.	.478 (727-1520)	1983-84
7.	.475 (924-1945)	1993-94
8.	.474 (816-1721)	1988-89
9.	.472 (773-1636)	1984-85
10.	.471 (851-1805)	1978-79



In 2011-12, the Bobcats limited opponents to 62.5 points per game, good for third on the all-time single-season list. The average also marked Ohio's best since the 2005-06 season.



Team Season Records

THREE-POINT FIELD GOALS MADE

1.	278	2011-12
	278	2009-10
3.	268	2012-13
4.	260	2010-11
5.	224	2007-08
6.	221	1999-00
7.	218	2005-06
8.	215	2003-04
9.	208	1993-94
	208	2008-09

THREE-POINT FIELD GOAL ATTEMPTS

1.	809	2011-12
2.	764	2012-13
3.	759	2009-10
4.	734	2010-11
5.	647	2007-08
	647	1999-00
7.	610	2003-04
8.	609	2005-06
9.	585	2006-07
10.	573	2008-09

THREE-POINT FIELD GOAL PERCENTAGE

1.	.392 (612-911)	1993-94
2.	.384 (123-320)	1990-91
3.	.383 (171-447)	1989-90
4.	.381 (117-307)	1996-97
5.	.380 (26-200)	1987-88
6.	.376 (127-338)	1988-89
7.	.373 (168-451)	2001-02
8.	.366 (278-759)	2009-10
9.	.365 (157-430)	1991-92
10.	.363 (186-513)	2002-03
	.363 (208-573)	2008-09

FREE THROWS MADE

1.	635	2009-10
2.	612	1993-94
3.	601	1999-00
4.	581	1994-95
5.	568	2006-07
6.	560	2004-05
	560	1955-56
8.	552	2010-11
9.	517	2011-12
10.	510	2000-01

FREE THROWS ATTEMPTED

1.	911	1993-94
2.	895	1999-00
3.	883	2009-10
4.	876	1994-95
5.	819	1955-56
6.	802	2004-05
7.	785	2006-07
8.	769	2010-11
9.	761	2000-01
10.	749	2011-12

FREE THROW PERCENTAGE

1.	.772 (421-534)	1975-76
2.	.739 (458-620)	1991-92
3.	.737 (442-600)	1988-89
4.	.730 (452-623)	1976-77

5.	.724 (568-785)	2006-07
	.724 (401-554)	1974-75
7.	.722 (502-695)	1970-71
8.	.721 (353-684)	2003-04
	.721 (424-588)	1978-79
10.	.720 (475-660)	1992-93

REBOUNDS

1.	1,478	1964-65
2.	1,467	1959-60
3.	1,410	1994-95
4.	1,385	1958-59
5.	1,384	1963-64
6.	1,371	2009-10
7.	1,365	1972-73
8.	1,361	1968-69
9.	1,314	1993-94
10.	1,291	1969-70

REBOUND AVERAGE

1.	58.7	1959-60
2.	57.7	1958-59
3.	56.8	1964-65
4.	55.8	1966-67
5.	54.5	1956-57
	54.5	1953-54
7.	54.2	1965-66
8.	53.3	1952-53
9.	52.5	1972-73
10.	52.3	1968-69

ASSISTS (SINCE 1973)

1.	594	2012-13
2.	539	1987-88
3.	533	2010-11
4.	524	2009-10
	524	1994-95
6.	517	1999-00
7.	492	1978-79
8.	489	1993-94
9.	488	2011-12
10.	477	2007-08

STEALS (SINCE 1977)

1.	347	2011-12
2.	303	2012-13
3.	278	2009-10
4.	277	2010-11
5.	273	2004-05
6.	268	1985-86
7.	260	2006-07
8.	255	2005-06
9.	251	2007-08
10.	243	1999-00

BLOCKS (SINCE 1977)

1.	168	1993-94
2.	156	1977-78
3.	152	1982-83
4.	150	1995-96
5.	146	2000-01
6.	134	1994-95
7.	120	2012-13
8.	116	1983-84
9.	109	2001-02
10.	106	2011-12



Individual Game Records

POINTS

1.	Dave Jamerson (12/21/89)	60
2.	Dave Jamerson (2/24/89)	52
3.	Gary Trent (2/19/94)	46
4.	Fred Moore (3/1/57)	45
5.	D.J. Cooper (12/18/10)	43
6.	Gerald McKee (12/19/68)	43
7.	Gary Trent (12/18/93)	41
8.	Dave Jamerson (1/17/90)	40
	Dave Jamerson (12/29/89)	40
10.	Dave Jamerson (12/30/89)	39
	Dave Jamerson (11/28/87)	39

FIELD GOALS MADE

1.	Dave Jamerson (12/21/89)	21
2.	Dave Jamerson (2/24/90)	20
3.	Gerald McKee (12/19/68)	19
4.	D.J. Cooper (12/18/10)	17
	Gary Trent (2/19/94)	17
	Dave Jamerson (11/28/87)	17
	Gerald McKee (2/5/69)	17
	Fred Moore (3/1/57)	17
9.	Vic Alexander (12/15/84)	16
	Walter Luckett (3/4/75)	16
	Greg McDivitt (2/22/69)	16

FIELD GOAL ATTEMPTS

1.	D.J. Cooper (12/18/10)	41
2.	Fred Moore (3/1/57)	37
3.	Dave Jamerson (12/29/89)	34
4.	Dave Jamerson (2/24/90)	32
	Gerald McKee (2/5/69)	32
	Gerald McKee (12/19/68)	32
7.	LaDrell Whitehead (1/20/99)	31
8.	Dave Jamerson (3/3/90)	30
	Gerald McKee (2/25/67)	30
10.	Dave Jamerson (11/28/87)	29
	Gerald McKee (2/21/67)	29

FIELD GOAL PERCENTAGE

1.	Gary Trent (11/25/94)	1.000 (12-12)
	Paul Morris (1/30/95)	1.000 (10-10)
	Reggie Keely (1/19/13)	1.000 (9-9)
	DeVaughn Washington (3/11/10)	1.000 (8-8)
	Bubba Walther (12/8/07)	1.000 (7-7)
6.	Tom Corde (3/4/72)	.928 (13-14)
7.	Jerome Tillman (1/31/07)	.900 (9-10)
	Curtis Simmons (1/22/97)	.900 (9-10)
9.	Jason Terry (2/12/95)	.889 (8-9)
	Reggie Keely (1/5/13)	.889 (8-9)

THREE-POINT FIELD GOALS MADE

1.	Dave Jamerson (12/21/89)	14
2.	Dave Jamerson (2/24/90)	11
3.	Jim Peterson (2/5/98)	9
4.	Steve Esterkamp (2/20/02)	8
	Dave Jamerson (1/17/90)	8
	Dave Jamerson (12/30/89)	8
7.	D.J. Cooper (3/1/11)	7
	Tommy Freeman (2/19/11)	7
	Tommy Freeman (2/9/11)	7
	Mychal Green (3/6/06)	7



Bubba Walther (4) knocked down all seven of his field goal attempts in the Bobcats' win over Delaware on Dec. 8, 2007, to grab a share of Ohio's single-game field goal percentage record.

Jaivon Harris (2/7/04)	7
Dustin Ford (2/26/00)	7
Chad Estis (1/26/94)	7
Chad Estis (1/19/94)	7
Dave Jamerson (2/7/90)	7
Dave Jamerson (1/4/89)	7

THREE-POINT FIELD GOAL ATTEMPTS

1.	Dave Jamerson (2/24/90)	19
2.	Dave Jamerson (1/17/90)	18
3.	Dave Jamerson (12/21/89)	17
4.	Jim Peterson (2/5/98)	16
	Dave Jamerson (12/30/89)	16
6.	Jaivon Harris (2/7/04)	15
7.	Tommy Freeman (2/9/11)	14
	Thomas Stephens (1/7/04)	14
	LaDrell Whitehead (12/8/98)	14
	Dave Jamerson (2/7/90)	14
	Dave Jamerson (12/29/89)	14

THREE-POINT FIELD GOAL PERCENTAGE

1.	Tommy Freeman (3/7/10)	1.000 (5-5)
	Dave Jamerson (1/12/91)	1.000 (5-5)
	Walter Offutt (3/18/12)	1.000 (4-4)
	Nick Kellogg (11/10/12)	1.000 (4-4)
5.	Sanjay Adell (11/30/99)	.857 (6-7)
6.	Stephen King (12/27/06)	.833 (5-6)
	Reggie Rankin (12/17/86)	.833 (5-6)
	D.J. Cooper (1/9/13)	.833 (5-6)

FREE THROWS MADE

1.	Geno Ford (2/12/97)	19
2.	Dick Garrison (3/3/55)	17
3.	Armon Bassett (3/11/10)	16
4.	Armon Bassett (3/12/10)	15
	Gary Trent (1/21/95)	15



Individual Season Records

Gary Trent (12/18/93).....	15
Lewis Geter (12/17/90).....	15

FREE THROWS ATTEMPTED

1. Brandon Hunter (1/8/03).....	23
2. Brandon Hunter (2/8/03).....	20
Jim Betts (1/31/53).....	20
4. DeVaughn Washington (2/11/10).....	19
Brandon Hunter (12/12/00).....	19
Geno Ford (2/12/97).....	19
Gary Trent (1/21/95).....	19
Gary Trent (12/8/94).....	19
9. Armon Bassett (3/12/10).....	18
Brandon Hunter (1/27/01).....	18
Brandon Hunter (1/13/01).....	18
Dick Garrison (3/3/55).....	18
Dick Garrison (12/17/54).....	18

REBOUNDS

1. Dave Scott (3/2/59).....	34
2. Howard Joliff (1/23/60).....	28
Dave Scott (12/4/58).....	28
4. Brandon Hunter (1/8/03).....	26
Ken Fowlkes (12/30/65).....	26
Howard Joliff (3/11/60).....	26
Howard Joliff (2/11/59).....	26
Bunk Adams (1/24/59).....	26
9. Dave Scott (1/18/57).....	25
10. Brandon Hunter (12/31/02).....	24
Don Hilt (2/22/65).....	24
Howard Joliff (1/16/60).....	24

ASSISTS

1. D.J. Cooper (1/5/13).....	17
2. Dennis Whitaker (2/20/88).....	16


3. D.J. Cooper (1/12/11).....	15
4. D.J. Cooper (2/26/11).....	14
D.J. Cooper (12/22/12).....	14
D.J. Cooper (11/16/12).....	14
7. D.J. Cooper (12/8/12).....	13
Dennis Whitaker (12/30/89).....	13
Dennis Whitaker (12/7/87).....	13
Spindle Graves (2/7/79).....	13

STEALS


1. Steve Esterkamp (2/2/02).....	9
2. D.J. Cooper (12/18/10).....	8
Anthony Jones (12/3/99).....	8
Dave Terk (11/28/75).....	8
5. D.J. Cooper (11/15/10).....	7
D.J. Cooper (2/4/10).....	7
D.J. Cooper (1/23/10).....	7
Paul Graham (2/15/89).....	7
Paul Graham (2/8/89).....	7
Jeremy Fears (1/12/05).....	7

BLOCKS

1. Jason Terry (2/7/96).....	9
Jason Terry (2/15/95).....	9
Jason Terry (12/11/93).....	9
John Devereaux (12/11/82).....	9
5. Patrick Flomo (1/17/01).....	8
Patrick Flomo (1/13/01).....	8
7. Patrick Flomo (11/22/01).....	7
John Devereaux (1/22/83).....	7
9. Jon Smith (12/14/11).....	6
Patrick Flomo (1/27/01).....	6
Jason Terry, four times.....	6
John Devereaux, three times.....	6



Dennis Whitaker owns three of the top four single-game assists totals in program history, including a school-record 16 helpers against Western Michigan on Feb. 20,



John Devereaux blocked nine shots against Rhode Island on Dec. 11, 1982, to set a single-game school record that has since been tied on three occasions.



Team Game Records

POINTS

1.	122 vs. C. Michigan (2 OT).....	2/5/98
	122 vs. MacMurray.....	1/3/67
3.	118 vs. University of Charleston.....	12/6/56
4.	116 vs. W. Michigan.....	2/8/58
5.	115 vs. Ohio Wesleyan.....	11/28/87
6.	114 vs. Baldwin-Wallace.....	2/23/57
7.	113 vs. Ohio Wesleyan.....	12/12/56
8.	112 vs. Akron (4 OT).....	1/8/03
	112 vs. Marietta.....	3/2/59
	112 vs. Marietta.....	3/1/57

FIELD GOALS MADE

1.	55 vs. MacMurray.....	1/3/67
----	-----------------------	--------

FIELD GOAL ATTEMPTS

1.	109 vs. University of Charleston.....	12/9/54
----	---------------------------------------	---------

FIELD GOAL PERCENTAGE


1.	.727 (32-44) vs. Bellarmine.....	12/9/06
----	----------------------------------	---------

THREE-POINT FIELD GOALS MADE

1.	20 at Duquesne.....	1/7/04
2.	17 at C. Michigan.....	1/20/00
3.	16 vs. St. Bonaventure.....	12/31/02
4.	15 vs. St. Francis (PA).....	12/15/10



	15 vs. Charleston.....	12/21/89
6.	14 vs. C. Michigan.....	2/11/10
	14 vs. No. Carolina A&T.....	12/22/06
	14 vs. Toledo.....	2/14/09
9.	13 vs. Robert Morris.....	12/1/12
	13 at Akron.....	1/12/11
	13 vs. Robert Morris.....	1/12/11
	13 vs. Norfolk State.....	12/30/10
	13 vs. Georgetown.....	3/18/10
	13 vs. Buffalo.....	1/23/10
	13 vs. C. Michigan.....	3/6/06
	13 vs. Ball State.....	2/7/04
	13 vs. Kent State.....	2/26/00



THREE-POINT FIELD GOAL ATTEMPTS

1.	44 at Duquesne.....	1/7/04
2.	40 at St. Bonaventure.....	12/18/10
3.	34 vs. North Carolina A&T.....	12/23/11
	34 vs. North Carolina A&T.....	11/17/09
5.	33 vs. Robert Morris.....	1/2/11
6.	32 vs. Ball State.....	3/6/00
	32 at C. Michigan.....	1/20/00
	32 vs. Bowling Green.....	1/9/91
9.	31 vs. Buffalo.....	1/23/10
	31 at Marshall.....	2/29/04
	31 vs. St. Bonaventure.....	12/31/02

THREE-POINT FIELD GOAL PERCENTAGE

1.	.833 (5-6) vs. East. Michigan.....	1/12/91
----	------------------------------------	---------

FREE THROWS MADE

1.	40 vs. Georgetown (Ky.).....	1/5/56
----	------------------------------	--------



Team Game Records

FREE THROWS ATTEMPTED

1. 58 vs. Georgetown (Ky.)..... 1/5/56

FREE THROW PERCENTAGE


1. 1.00 (21-21) vs. Ball State 12/22/83

REBOUNDS

1. 89 vs. N. Illinois 12/6/65

ASSISTS (SINCE 1988)

- 1. 29 vs. Marshall 1/5/13
- 29 vs. UMES 12/22/12
- 29 vs. Central Florida 12/28/98
- 29 vs. C. Michigan 1/28/95
- 3. 28 vs. Wilmington 11/28/98
- 28 vs. Miami 1/20/88
- 5. 27 vs. North Carolina A&T 12/22/06
- 6. 26 vs. Buffalo 1/9/13
- 26 at Massachusetts 12/19/12
- 26 vs. UNC-Wilmington 11/16/12
- 26 at Pittsburgh 12/22/09
- 10. 25 vs. Northern Illinois 1/16/13
- 25 vs. St. Franics (PA) 12/15/10
- 25 vs. Bowling Green 3/4/10
- 25 vs. W. Michigan 2/9/10
- 25 vs. Mercer 12/10/90
- 25 vs. Charleston 12/1/90
- 25 vs. Toledo 2/14/09



STEALS (SINCE 1996)

- 1. 17 vs. Shippensburg 12/17/05
- 2. 16 vs. Marshall 1/5/13
- 16 vs. UNC-Wilmington 11/16/12
- 16 vs. Toledo 3/8/11
- 16 vs. Navy 12/2/04
- 16 vs. Wilmington 11/28/98
- 16 vs. Akron 2/24/99
- 8. 15 vs. UNC Asheville 2/18/12
- 15 at Bowling Green 1/7/12
- 15 vs. Robert Morris 1/2/12
- 15 at St. Bonaventure 12/18/10
- 15 vs. Bowling Green 3/4/10
- 15 vs. St. Francis (Pa.) 11/26/05
- 15 vs. Marshall 2/2/02

BLOCKS (SINCE 1996)

- 1. 11 vs. Marietta College 12/14/11
- 11 vs. Rio Grande 11/22/00
- 3. 10 at Tulsa 12/6/09
- 10 vs. Marshall 11/28/09
- 10 vs. Duquesne 11/29/01
- 10 vs. N. Illinois 12/15/98
- 7. 9 vs. Buffalo 3/5/01
- 9 vs. Toledo 3/7/01
- 9 vs. George Washington 11/30/99
- 9 vs. N. Illinois 1/29/98



Convo Records

POINTS

Ohio Player	60.....Dave Jamerson, vs. Charleston (12/21/89)
Visiting Player	50.....Scott Tedder, Ohio Wesleyan (11/28/87)
Ohio Team	122vs. C. Michigan (2/5/98)
Visiting Team	122Ohio Wesleyan (11/28/87)

FEWEST POINTS

Ohio Team	42.....vs Charleston (12/29/80)
Visiting Team	31Marietta (1/9/73)

FIELD GOALS MADE

Ohio Player	17 Gary Trent, vs. Bowling Green (2/19/94)
	17Dave Jamerson, vs. Ohio Wesleyan (11/28/87)
	17Gerald McKee, vs. Toledo (2/5/69)
Visiting Player	19.....Scott Tedder, Ohio Wesleyan (12/28/87)
Ohio Team	46.....vs. West Virginia (2/8/72)
Visiting Team	46Ohio Wesleyan (11/28/87)

FIELD GOALS ATTEMPTED

Ohio Player	32.....Gerald McKee, vs. Toledo (2/5/69)
Visiting Player	32.....Rick Mount, Purdue (12/1/69)
Ohio Team	104 vs. W. Michigan (2/17/73)
	104vs. E. Michigan (1/16/73)

FIELD GOAL PERCENTAGE (MIN. 5 FGM)

Ohio Player	1.000.....6x, last by Reggie Keely, vs. Toledo (1/19/13)
Visiting Player	1.000 5x, last by Jeremiah Wood, Akron (3/4/08)
Ohio Team	.653 (32-49) vs. Marshall (1/5/13)
Visiting Team	.676 (46-68)Ohio Wesleyan (11/28/87)

THREE-POINT FIELD GOALS MADE

Ohio Player	14Dave Jamerson, vs. Charleston (12/21/89)
Visiting Player	92x, last by Jake Kretzer, Akron (2/27/13)
Ohio Team	16vs. St. Bonaventure (12/31/02)
Visiting Team	16..... Brown (3/18/08)

THREE-POINT FIELD GOALS ATTEMPTED

Ohio Player	17.....Dave Jamerson, vs. Charleston (12/21/89)
Visiting Player	15 Damon Huffman, Brown (3/18/08)
Ohio Team	33vs. Robert Morris (1/2/11)
Visiting Team	33St. Bonaventure (12/31/02)

THREE-POINT PERCENTAGE (MIN. 3 3FGM)

Ohio Player	1.000.....7x, last by Nick Kellogg vs. Portland (11/10/12)
Visiting Player	1.000 (5-5)2x, last by Jake Kretzer, Akron (2/27/13)
Ohio Team	.789 (15-19)vs. Charleston (12/21/89)

FREE THROWS MADE

Ohio Player	15.....Gary Trent, vs. Akron (1/21/95)
	15.....Lewis Geter, vs. Youngstown (12/17/90)
Visiting Player	13Skip Henderson, Marshall (12/7/87)
Ohio Team	39vs. Akron (1/ 21/95)

FREE THROWS ATTEMPTED

Ohio Player	23.....Brandon Hunter, vs. Akron (1/8/03)
Visiting Player	16Skip Henderson, Marshall (12/7/87)
Ohio Team	52vs. Bowling Green (12/2/98)

FREE THROW PERCENTAGE

Ohio Player	1.000 (12-12) Robert Tatum, vs. Ball St. (2/27/85)
Visiting Player	1.000 (12-12)Ebon Sanders, W. Michigan (1/20/93)
Ohio Team	1.000 (8-8)vs. Bowling Green (1/25/89)
Visiting Team	1.000 (9-9) Miami, 2/18/87

REBOUNDS

Ohio Player	26Brandon Hunter, vs. Akron (1/8/03)
Ohio Team	77 vs. W. Michigan (2/17/73)

ASSISTS

Ohio Player	17D.J. Cooper vs. Marshall (1/5/13)
Ohio Team	29 3x, last vs. Marshall (1/5/13)
Visiting Team	33Toledo (1/12/74)

STEALS

Ohio Player	9Steve Esterkamp, vs. Marshall (2/2/02)
-------------	---

BLOCKED SHOTS

Ohio Player	9 Jason Terry, vs. Robert Morris (12/11/93)
	9 Jason Terry, vs. Toledo (2/15/95)
	9 Jason Terry, Kent State (2/7/96)
Visiting Player	7Brad Sellers, Ohio State (3/14/86)

PERSONAL FOULS

Ohio Team	32vs. Oakland (11/15/10)
	32 vs. Akron (1/8/03)
	32 vs. W. Michigan (1/20/93)
	32vs. Marshall (12/7/87)
	32 vs. Miami (1/22/72)
Visiting Team	35Cal. St. Northridge (12/17/97)

FOULED OUT

Ohio Team	4 vs. Akron (1/8/03)
	4vs. N. Illinois (1/19/80)
Visiting Team	5Akron (1/8/03)

MOST TURNOVERS

Ohio Team	39vs. Ohio Wesleyan (11/28/87)
Visiting Team	38Ohio Wesleyan (11/28/87)

FEWEST TURNOVERS

Ohio Team	5 vs. Bowling Green (1/12/85)
	5 vs. Marshall (2/2/02)
	5 vs. Toledo (1/19/13)

ATTENDANCE

Game	14,102vs. Bowling Green, 2/28/70
	13,083vs. Kentucky, 12/30/97
	13,021 vs. Miami, 2/15/97
	13,011 vs. Miami, 1/21/12
	12,824vs. Miami, 1/8/94
Season	124,782..... 2012-13
	113,427..... 1994-95
	106,373..... 2010-11
	105,001..... 2011-12
	103,978..... 1996-97
	100,595..... 1971-72



2013-14 MEN'S BASKETBALL

Coaching Records

YEAR	COACH	OVERALL	MAC
1907-08	James C. Jones	7-4	--
1908-09	James C. Jones	1-1	--
1909-10	James C. Jones	2-5	--
1910-11	James Corbett	3-4	--
1911-12	Arthur W. Hinaman	2-9	--
1912-13	C.M. Douthit	5-8	--
1913-14	Mark B. Banks	3-10	--
1914-15	Mark B. Banks	11-4	--
1915-16	Mark B. Banks	8-7	--
1916-17	Mark B. Banks	2-14	--
1917-18	Mark B. Banks	4-8	--
1918-19	Frank B. Gullum	5-4	--
1919-20	Frank B. Gullum	5-6	--
1920-21	R.W. Finsterwald	15-2	--
1921-22	R.W. Finsterwald	19-4	--
1922-23	Butch Grover	11-8	--
1923-24	Butch Grover	16-5	--
1924-25	Butch Grover	12-6	--
1925-26	Butch Grover	15-9	--
1926-27	Butch Grover	8-13	--
1927-28	Butch Grover	10-10	--
1928-29	Butch Grover	10-10	--
1929-30	Butch Grover	12-9	--
1930-31	Butch Grover	12-4	--
1931-32	Butch Grover	11-10	--
1932-33	Butch Grover	16-4	--
1933-34	Butch Grover	5-14	--
1934-35	Butch Grover	11-9	--
1935-36	Butch Grover	13-7	--
1936-37	Butch Grover	18-3	--
1937-38	Butch Grover	12-8	--
1938-39	Dutch Trautwein	12-8	--
1939-40	Dutch Trautwein	19-6	--
1940-41	Dutch Trautwein	18-4	--
1941-42	Dutch Trautwein	12-9	--
1942-43	Dutch Trautwein	11-7	--
1943-44	Dutch Trautwein	9-7	--
1944-45	Dutch Trautwein	11-8	--



"Gentleman Jim" Snyder won a school-record 355 games and posted a .592 winning percentage in his 25-year tenure as Ohio's head coach.

YEAR	COACH	OVERALL	MAC
1945-46	Dutch Trautwein	15-5	--
1946-47	Dutch Trautwein	13-10	5-3
1947-48	Dutch Trautwein	10-10	4-4
1948-49	Dutch Trautwein	6-16	2-8
1949-50	Jim Snyder	6-14	3-7
1950-51	Jim Snyder	13-11	4-4
1951-52	Jim Snyder	12-12	6-6
1952-53	Jim Snyder	9-13	4-8
1953-54	Jim Snyder	12-10	5-7
1954-55	Jim Snyder	16-5	9-5
1955-56	Jim Snyder	13-11	5-7
1956-57	Jim Snyder	15-8	7-5
1957-58	Jim Snyder	16-8	7-5

YEAR	COACH	OVERALL	MAC
1958-59	Jim Snyder	14-10	10-2
1959-60	Jim Snyder	17-8	10-2
1960-61	Jim Snyder	17-7	10-2
1961-62	Jim Snyder	13-10	8-4
1962-63	Jim Snyder	13-11	8-4
1963-64	Jim Snyder	21-6	10-2
1964-65	Jim Snyder	19-7	11-1
1965-66	Jim Snyder	13-10	6-6
1966-67	Jim Snyder	8-15	4-8
1967-68	Jim Snyder	7-16	3-9
1968-69	Jim Snyder	17-9	9-3
1969-70	Jim Snyder	20-5	9-1
1970-71	Jim Snyder	17-7	6-4
1971-72	Jim Snyder	15-11	7-3
1972-73	Jim Snyder	16-10	6-5
1973-74	Jim Snyder	16-11	9-3
1974-75	Dale Bandy	12-14	4-10
1975-76	Dale Bandy	11-15	7-9
1976-77	Dale Bandy	9-17	4-12
1977-78	Dale Bandy	13-14	6-10
1978-79	Dale Bandy	16-11	10-6
1979-80	Dale Bandy	8-18	5-11
1980-81	Danny Nee	7-20	6-10
1981-82	Danny Nee	13-14	12-6
1982-83	Danny Nee	23-9	12-6
1983-84	Danny Nee	20-8	14-4
1984-85	Danny Nee	22-8	14-4
1985-86	Danny Nee	22-8	14-4
1986-87	Billy Hahn	14-14	7-9
1987-88	Billy Hahn	16-14	9-7
1988-89	Billy Hahn	12-17	6-10
1989-90	Larry Hunter	12-16	5-11
1990-91	Larry Hunter	16-12	9-7
1991-92	Larry Hunter	18-10	10-6
1992-93	Larry Hunter	14-13	11-7
1993-94	Larry Hunter	25-8	14-4
1994-95	Larry Hunter	24-10	13-5
1995-96	Larry Hunter	16-14	11-7
1996-97	Larry Hunter	17-10	12-6
1997-98	Larry Hunter	5-21	3-15
1998-99	Larry Hunter	18-10	12-6
1999-2000	Larry Hunter	20-13	11-7
2000-01	Larry Hunter	19-11	12-6
2001-02	Tim O'Shea	17-11	11-7
2002-03	Tim O'Shea	14-16	8-10
2003-04	Tim O'Shea	10-20	7-11
2004-05	Tim O'Shea	21-11	11-7
2005-06	Tim O'Shea	19-11	10-8
2006-07	Tim O'Shea	19-13	9-7
2007-08	Tim O'Shea	20-13	9-7
2008-09	John Groce	15-17	7-9
2009-10	John Groce	22-15	7-9
2010-11	John Groce	19-16	9-7
2011-12	John Groce	29-8	11-5
2012-13	Jim Christian	24-10	14-2

OHIO ALL-TIME WINS LIST

Coach	Years	Overall	MAC
Jim Snyder	1947-74 (25 seasons)	355-245 (.592)	176-113 (.608)
Larry Hunter	1989-01 (12 seasons)	204-148 (.580)	123-87 (.586)
Butch Grover	1922-38 (16 seasons)	192-129 (.598)	--
Dutch Trautwein	1938-49 (11 seasons)	136-90 (.601)	10-15 (.400)
Tim O'Shea	2001-08 (Seven seasons)	120-95 (.558)	65-57 (.533)
Danny Nee	1980-86 (Six seasons)	107-67 (.614)	72-34 (.679)
John Groce	2008-12 (Four seasons)	85-56 (.603)	34-30 (.531)
Dale Bandy	1974-80 (Six seasons)	69-89 (.436)	36-58 (.382)
Billy Hahn	1986-89 (Three seasons)	42-45 (.482)	22-26 (.458)
R.W. Finsterwald	1920-22 (Two seasons)	34-6 (.850)	--
Mark B. Banks	1913-18 (Five seasons)	28-43 (.394)	--
Jim Christian	2012-13 (One season)	24-10 (.706)	14-2 (.875)
Frank B. Gullum	1918-20 (Two seasons)	10-10 (.500)	--
James C. Jones	1907-10 (Three seasons)	10-10 (.500)	--
C.M. Douthit	1912-13 (One season)	5-8 (.384)	--
James Corbett	1910-11 (One season)	3-4 (.428)	--
Arthur W. Hinaman	1911-12 (One season)	2-9 (.181)	--



2013-14 MEN'S BASKETBALL

Year-By-Year Stats

Year	G	Min	FG/FGA	Pct.	3FG/FGA	Pct.	FT/FTA	Pct.	OR/DR	Total	Avg.	PF/FO	A/TO	Blk	Stl	Pts	Avg.
12-13	34	6850	889/1908	.466	268/764	.351	418/598	.699	757/1062	1062	31.2	669/12	594/430	120	303	2464	72.5
11-12	37	7450	901/2111	.427	278/809	.344	517/749	.690	451/813	1264	34.2	724/13	488/481	106	347	2597	70.2
10-11	35	7275	896/2060	.435	260/734	.354	552/769	.718	432/834	1266	36.2	726/19	533/471	88	277	2604	74.4
09-10	37	7550	925-2153	.430	278/759	.366	635/883	.719	443/928	1371	37.1	696/20	524/473	97	278	2763	74.7
08-09	32	6425	709/1634	.434	208/573	.363	449/639	.703	297/693	990	30.9	645/18	436/459	59	222	2075	64.8
07-08	33	6600	765/1703	.449	224/647	.346	480/671	.715	366/740	1106	33.5	566/7	477/474	66	251	2234	67.7
06-07	32	6499	782/1723	.454	199/585	.340	568/785	.724	360/733	1093	34.2	513/11	422/448	65	260	2331	72.8
05-06	30	6050	719/1570	.458	218/609	.358	421/606	.695	330/657	987	32.9	502/11	427/424	70	255	2077	69.2
04-05	32	6450	773/1675	.461	182/555	.328	560/802	.698	348/702	1050	32.8	571/11	374/423	86	273	2288	71.5
03-04	30	6050	643/1601	.402	215/610	.352	499/692	.721	353/684	1037	34.6	591/19	339/450	64	183	2000	66.7
02-03	30	6050	722/1588	.455	186/513	.363	509/747	.681	305/701	1006	33.5	572/18	426/457	76	189	2139	71.3
01-02	28	5600	741/1529	.485	168/451	.373	454/666	.682	302/637	939	33.5	532/10	398/396	109	212	2104	75.1
00-01	30	6050	771/1687	.457	196/564	.348	510/761	.670	383/726	1109	37.0	695/20	446/462	146	215	2248	74.9
99-00	33	6650	782/1804	.433	221/647	.342	601/895	.672	441/839	1280	38.8	694/19	517/565	103	243	2386	72.3
98-99	28	5600	732/1564	.468	159/474	.335	504/731	.689	376/720	1096	39.1	567/16	448/473	103	215	2127	76.0
97-98	26	5400	596/1452	.410	117/339	.293	354/558	.634	375/586	961	37.0	556/17	326/509	60	122	1663	64.0
96-97	27	5425	742/1550	.479	117/307	.381	383/588	.651	394/621	1015	37.6	524/16	364/440	73	204	1984	73.5
95-96	30	6100	815/1772	.460	117/395	.296	474/680	.697	428/778	1206	40.2	589/12	385/472	150	159	2221	74.0
94-95	34	6850	945/2017	.469	178/528	.337	581/876	.663	481/929	1410	41.5	661/19	524/516	134	186	2649	77.9
93-94	33	6625	924/1945	.475	208/530	.392	612/911	.672	511/803	1314	39.8	640/18	489/429	168	190	2668	80.8
92-93	27	5475	654/1426	.459	122/359	.340	475/660	.720	326/603	928	34.4	557/10	386/419	56	122	1905	70.6
91-92	28	5750	687/1549	.444	157/430	.365	458/620	.739	333/648	981	35.0	588/9	398/350	48	157	1989	71.0
90-91	28	5700	652/1464	.445	123/320	.384	414/579	.715	345/548	893	31.9	585/14	380/419	47	210	1841	65.8
89-90	28	-	712/1689	.422	171/447	.383	384/577	.666	408/588	996	35.6	593/-	379/308	38	141	1978	70.7
88-89	29	5850	816/1721	.474	127/338	.376	442/600	.737	312/597	909	34.9	639/33	434/428	88	179	2201	75.9
87-88	30	6000	893/1774	.503	26/200	.380	502/726	.691	339/630	1109	37.0	650/25	539/467	77	173	2364	78.8
86-87	28	5625	771/1662	.464	53/183	.290	395/604	.616	320/599	1033	36.9	543/23	413/454	70	191	1967	70.3
85-86	30	6250	932/1828	.510	-	-	450/687	.685	-	1170	39.0	656/20	520/415	77	268	2314	77.1
84-85	30	6025	773/1636	.472	-	-	468/681	.687	-	1038	34.6	630/23	466/439	80	209	2014	67.1
83-84	28	5725	727/1520	.478	-	-	366/527	.694	-	990	35.4	557/22	408/398	116	171	1820	65.0
82-83	31	-	820/1679	.488	-	-	430/674	.648	-	-	-	-	-	-	-	2070	64.7
81-82	27	5500	684/1469	.466	-	-	363/531	.684	-	930	34.4	576/19	370/425	97	-	1731	64.1
80-81	27	5500	710/1619	.439	-	-	338/507	.667	-	978	36.2	584/29	332/-	57	147	1758	65.1
79-80	26	5250	676/1571	.430	-	-	340/523	.650	-	886	34.1	572/24	308/-	49	158	1692	65.1
78-79	27	5485	851/1805	.471	-	-	424/588	.721	-	1030	38.1	615/21	492/-	72	201	2126	78.7
77-78	27	5456	785/1707	.460	-	-	430/610	.705	-	1082	40.1	555/23	387/-	64	156	2000	74.1
76-77	26	-	731/1705	.428	-	-	452/623	.730	-	958	36.8	544/13	311/-	-	-	1914	73.6
75-76	26	-	768/1705	.451	-	-	412/534	.772	-	999	37.1	541/21	355/-	-	-	1948	74.9
74-75	26	-	756/1683	.449	-	-	401/554	.724	-	1010	38.8	525/8	316/-	-	-	1913	73.6
73-74	27	-	875/1933	.452	-	-	378/548	.690	-	1188	44.0	488/10	362/-	-	-	2128	78.8
72-73	26	-	848/1979	.429	-	-	377/546	.690	-	1365	52.5	529/15	-	-	-	2073	79.7
71-72	26	-	792/1755	.452	-	-	469/668	.702	-	1195	46.0	505/15	-	-	-	2053	78.9
70-71	24	-	752/1653	.455	-	-	502/695	.722	-	1128	47.0	457/18	-	-	-	2006	83.6
69-70	25	-	820/1839	.446	-	-	462/701	.659	-	1291	51.6	586/21	-	-	-	2102	84.1
68-69	26	-	846/1950	.434	-	-	475/697	.681	-	1361	52.3	548/-	-	-	-	2167	83.3
67-68	23	-	641/1590	.403	-	-	330/499	.661	-	1096	47.7	425/-	-	-	-	1612	70.1
66-67	23	-	707/1761	.427	-	-	308/516	.597	-	1284	55.8	494/-	-	-	-	1732	75.3
65-66	23	-	719/1686	.426	-	-	392/611	.640	-	1258	54.2	474/-	-	-	-	1830	79.5
64-65	26	-	851/1899	.448	-	-	425/653	.651	-	1478	56.8	491/-	-	-	-	2127	81.8
63-64	27	-	827/1842	.448	-	-	429/681	.630	-	1384	51.4	463/-	-	-	-	2083	77.3
62-63	24	-	-	-	-	-	-	-	-	-	-	-	-	-	-	-	-
61-62	23	-	660/1581	.417	-	-	367/545	.673	-	1110	48.3	421/-	-	-	-	1687	73.3
60-61	24	-	708/1710	.414	-	-	376/593	.635	-	1231	51.3	394/-	-	-	-	1792	74.7
59-60	25	-	795/1851	.429	-	-	407/686	.593	-	1467	58.7	-	-	-	-	1997	79.9
58-59	24	-	728/1712	.425	-	-	405/636	.637	-	1385	57.7	409/-	-	-	-	1861	77.5
57-58	24	-	667/1671	.399	-	-	445/662	.672	-	1166	48.4	451/-	-	-	-	1779	74.1
56-57	23	-	757/1781	.425	-	-	490/732	.669	-	1253	54.5	429/-	-	-	-	2004	87.1
55-56	24	-	705/1822	.387	-	-	560/819	.684	-	1118	49.5	490/5	-	-	-	1970	82.0
54-55	21	-	650/1631	.399	-	-	415/624	.665	-	991	47.1	409/12	-	-	-	1715	81.7
53-54	22	-	597/1672	.357	-	-	451/697	.647	-	1200	54.5	549/23	-	-	-	1615	73.4
52-53	22	-	577/1616	.357	-	-	445/701	.634	-	1174	53.3	487/-	-	-	-	1599	72.7
51-52	24	-	671/1950	.344	-	-	400/623	.642	-	1217	-	540/-	253/-	-	-	1742	72.6
50-51	24	-	601/1964	.306	-	-	347/550	.631	-	-	-	501/-	-	-	-	1549	64.5
49-50	20	-	-	-	-	-	-	-	-	-	-	-	-	-	-	-	-
48-49	22	-	462/1564	.295	-	-	259/432	.599	-	-	-	404/-	-	-	-	1193	53.8
47-48	20	-	381/-	-	-	-	309/478	.646	-	-	-	384/-	-	-	-	1071	53.5
46-47	23	-	496/-	-	-	-	305/-	-	-	-	-	-	-	-	-	1297	56.4



Yearly Leaders

SCORING LEADERS (SINCE 1946)

2012-13	D.J. Cooper, 480 points (14.1 ppg/34 games)
2011-12	D.J. Cooper, 545 points (14.7 ppg/37 games)
2010-11	D.J. Cooper, 552 points (15.8 ppg/35 games)
2009-10	Armon Bassett, 564 pts. (17.1 ppg/33 games)
2008-09	Jerome Tillman, 566 pts. (17.1 ppg/32 games)
2007-08	Leon Williams, 542 pts. (16.4 ppg/33 games)
2006-07	Jerome Tillman, 467 pts. (14.6 ppg/32 games)
2005-06	Mychal Green, 382 pts. (12.7 ppg/30 games)
2004-05	Mychal Green, 466 pts. (15.0 ppg/32 games)
2003-04	Jaivon Harris, 452 pts. (15.1 ppg/30 games)
2002-03	Brandon Hunter, 644 pts. (21.5 ppg/30 games)
2001-02	Brandon Hunter, 451 pts. (17.3 ppg/26 games)
2000-01	Brandon Hunter, 543 pts. (18.1 ppg/30 games)
1999-2000	Sanjay Adell, 532 pts. (16.1 ppg/33 games)
1998-99	LaDrell Whitehead, 529 pts. (18.9 ppg/28 games)
1997-98	Sanjay Adell, 403 pts. (16.1 ppg/25 games)
1996-97	Geno Ford, 505 pts. (18.7 ppg/27 games)
1995-96	Geno Ford, 567 pts. (18.9 ppg/30 games)
1994-95	Gary Trent, 757 pts. (22.9 ppg/33 games)
1993-94	Gary Trent, 837 pts. (25.4 ppg/33 games)
1992-93	Gary Trent, 514 pts. (19.0 ppg/27 games)
1991-92	Lewis Geter, 548 pts. (20.9 ppg/28 games)
1990-91	Lewis Geter, 508 pts. (18.1 ppg/28 games)
1989-90	Dave Jamerson, 874 pts. (31.2 ppg/28 gms.)
1988-89	Paul Graham, 645 pts. (22.2 ppg/29 games)
1987-88	Paul Graham, 599 pts. (20.0 ppg/30 games)
1986-87	Paul Graham, 465 pts. (21.1 ppg/22 games)
1985-86	Robert Tatum, 516 pts. (17.2 ppg/30 games)
1984-85	Vic Alexander, 390 pts. (14.4 ppg/27 games)
1983-84	Vic Alexander, 357 pts. (12.8 ppg/28 games)
1982-83	John Devereaux, 453 pts. (14.2 ppg/32 games)
1981-82	Kirk Lehman, 332 pts. (12.3 ppg/27 games)
1980-81	Tim Woodson, 349 pts. (13.4 ppg/26 games)
1979-80	Kirk Lehman, 457 pts. (17.6 ppg/26 games)
1978-79	Tim Joyce, 594 pts. (22.0 ppg/27 games)
1977-78	Tim Joyce, 548 pts. (21.9 ppg/25 games)
1976-77	Steve Skaggs, 482 pts. (19.3 ppg/25 games)
1975-76	Scott Love, 393 pts. (15.7 ppg/25 games)
1974-75	Walter Lockett, 657 pts. (25.2 ppg/26 games)
1973-74	Walter Lockett, 617 pts. (22.8 ppg/27 games)
1972-73	George Green, 367 pts. (14.1 ppg/26 games)
1971-72	Tom Corde, 450 pts. (17.3 ppg/26 games)
1970-71	Ken Kowall, 502 pts. (20.9 ppg/24 games)
1969-70	John Canine, 471 pts. (18.8 ppg/25 games)
1968-69	Gerald McKee, 485 pts. (18.7 ppg/26 games)
1967-68	Gerald McKee, 419 pts. (20.0 ppg/21 games)
1966-67	Gerald McKee, 406 pts. (17.7 ppg/23 games)
1965-66	Ken Fowlkes, 322 pts. (16.1 ppg/20 games)
1964-65	Don Hilt, 493 pts. (19.0 ppg/26 games)
1963-64	Jerry Jackson, 475 pts. (17.6 ppg/27 games)
1962-63	Jerry Jackson, 367 pts. (15.3 ppg/24 games)
1961-62	Jerry Jackson, 363 pts. (15.8 ppg/23 games)
1960-61	Larry Kruger, 447 pts. (18.6 ppg/24 games)
1959-60	Bunk Adams, 411 pts. (16.4 ppg/25 games)
1958-59	Bunk Adams, 347 pts. (14.4 ppg/24 games)
1957-58	Bob Peters, 298 pts. (12.4 ppg/24 games)
1956-57	Fred Moore, 453 pts. (19.7 ppg/23 games)
1955-56	Scott Griesheimer, 327 pts. (14.2 ppg/23 games)
1954-55	Fred Moore, 327 pts. (15.5 ppg/21 games)
1953-54	Lou Sawchik, 381 pts. (17.3 ppg/22 games)
1952-53	Jim Betts, 400 pts. (18.2 ppg/22 games)
1951-52	Glen Hursey, 371 pts. (15.5 ppg/24 games)
1950-51	Glen Hursey, 290 pts. (12.8 ppg/24 games)
1949-50	Dick Garrison, 261 pts. (13.1 ppg/20 games)
1948-49	Bob Johnson, 242 pts. (11.0 ppg/22 games)
1947-48	Dick Shrider, 311 pts. (16.4 ppg/19 games)
1946-47	Dick Shrider, 262 pts. (11.4 ppg/23 games)

REBOUNDING LEADERS (SINCE 1952)

2012-13	Ivo Baltic, 171 rebs. (5.0 rpg/34 games)
2011-12	Ivo Baltic, 186 rebs. (5.0 rpg/37 games)
2010-11	Ivo Baltic, 213 rebs. (6.1 rpg/35 games)
2009-10	Kenneth van Kempen, 247 rebs. (6.7 rpg/37 games)
2008-09	Jerome Tillman, 258 rebs. (8.1 rpg/32 games)
2007-08	Leon Williams, 325 rebs. (9.8 rpg/33 games)
2006-07	Leon Williams, 283 rebs. (8.8 rpg/32 games)
2005-06	Leon Williams, 209 rebs. (6.9 rpg/30 games)
2004-05	Leon Williams, 274 rebs. (8.6 rpg/32 games)
2003-04	Jaivon Harris, 138 rebs. (4.6 rpg/30 games)
2002-03	Brandon Hunter, 378 rebs. (12.6 rpg/30 games)
2001-02	Brandon Hunter, 237 rebs. (9.1 rpg/26 games)
2000-01	Brandon Hunter, 282 rebs. (9.4 rpg/30 games)
1999-2000	Shaun Stonerook, 387 rebs. (11.7 rpg/33 games)
1998-99	Shaun Stonerook, 256 rebs. (9.1 rpg/28 games)
1997-98	Basra Fakhir, 205 rebs. (7.9 rpg/26 games)
	Diante Flenorl, 197 rebs. (7.9 rpg/25 games)
1996-97	Ed Sears, 176 rebs. (6.5 rpg/27 games)
1995-96	Curtis Simmons, 212 rebs. (7.9 rpg/27 games)
1994-95	Gary Trent, 423 rebs. (12.8 rpg/33 games)
1993-94	Gary Trent, 377 rebs. (11.4 rpg/33 games)
1992-93	Gary Trent, 250 rebs. (9.3 rpg/27 games)
1991-92	Lewis Geter, 236 rebs. (8.4 ppg/28 games)
1990-91	Lewis Geter, 191 rebs. (6.8 rpg/28 games)
1989-90	Dave Jamerson, 179 rebs. (6.4 rpg/28 games)
1988-89	Paul Graham, 203 rebs. (7.0 rpg/29 games)
1987-88	John Rhodes, 281 rebs. (9.4 rpg/30 games)
1986-87	John Rhodes, 228 rebs. (8.1 rpg/28 games)
1985-86	John Rhodes, 197 rebs. (6.8 rpg/29 games)
1984-85	Vic Alexander, 195 rebs. (7.2 rpg/27 games)
1983-84	John Devereaux, 277 rebs. (10.3 rpg/27 games)
1982-83	John Devereaux, 312 rebs. (9.8 rpg/32 games)
1981-82	John Devereaux, 187 rebs. (6.9 rpg/27 games)
1980-81	John Devereaux, 181 rebs. (6.7 rpg/27 games)
1979-80	Spindle Graves, 138 rebs. (5.3 rpg/26 games)
1978-79	Brewer Gray, 225 rebs. (8.3 rpg/27 games)
1977-78	Brewer Gray, 230 rebs. (8.5 rpg/27 games)
1976-77	Steve Skaggs, 178 rebs. (7.1 rpg/25 games)
1975-76	Scott Love, 212 rebs. (8.5 rpg/25 games)
1974-75	George Green, 242 rebs. (9.3 rpg/26 games)
1973-74	George Green, 279 rebs. (10.3 rpg/27 games)
1972-73	Dave Ball, 191 rebs. (7.3 rpg/26 games)
1971-72	Denny Rusch, 170 rebs. (6.8 rpg/25 games)
1970-71	Craig Love, 291 rebs. (12.1 rpg/24 games)
1969-70	Craig Love, 322 rebs. (12.9 rpg/25 games)
1968-69	Gerald McKee, 250 rebs. (9.6 rpg/26 games)
1967-68	Gerald McKee, 203 rebs. (9.7 rpg/21 games)
1966-67	John Schroeder, 306 rebs. (13.3 rpg/23 games)
1965-66	John Schroeder, 273 rebs. (11.9 rpg/23 games)
1964-65	Don Hilt, 306 rebs. (11.8 rpg/26 games)
1963-64	Don Hilt, 280 rebs. (10.4 rpg/27 games)
1962-63	Don Hilt, 197 rebs. (8.2 rpg/24 games)
1961-62	Jerry Jackson, 220 rebs. (9.6 rpg/23 games)
1960-61	Bunk Adams, 308 rebs. (12.8 rpg/24 games)
1959-60	Howard Jolliff, 468 rebs. (18.7 rpg/25 games)
1958-59	Dave Scott, 319 rebs. (13.3 rpg/24 games)
1957-58	Dave Scott, 287 rebs. (11.9 rpg/24 games)
1956-57	Dave Scott, 298 rebs. (13.0 rpg/23 games)
1955-56	Scott Griesheimer, 194 rebs. (8.4 rpg/23 games)
1954-55	Dick Garrison, 200 rebs. (9.5 rpg/21 games)
1953-54	Lou Sawchik, 306 rebs. (13.9 rpg/22 games)
1952-53	Jim Betts, 310 rebs. (14.1 rpg/22 games)



2013-14 MEN'S BASKETBALL

Year-By-Year Results

1907-08 (7-4) Independent
Coach: James C. Jones

PARKERSBURG YMCA	W	46-9
at Parkersburg YMCA	W	25-13
STARLING-O.M.U.	W	45-14
CAPITAL	W	24-16
W. VIRGINIA	W	22-20
CINCINNATI	L	20-22
at Wilmington	L	16-17
at Cincinnati	L	10-47
at Miami	L	8-24
KENYON	W	33-19
BETHANY	W	48-14

1908-09 (1-1) Independent
Coach: James C. Jones

OTTERBEIN	W	24-21
KENYON	L	19-32

1909-10 (2-5) Independent
Coach: James C. Jones

at Denison	L	19-39
DENISON	L	14-26
at Hiram	L	10-36
WITTENBERG	L	15-23
CAPITAL	W	26-17
KENYON	W	27-8
MARIETTA	L	21-22

1910-11 (3-4) Independent
Coach: James Corbett

MUSKINGUM	W	28-21
at Ohio Wesleyan	L	18-67
CARNEGIE TECH	L	23-26
DENISON	L	5-18
WITTENBERG	W	40-12
ST. LAWRENCE	L	15-18
MARIETTA	W	15-12

1911-12 (2-9) OAC Member
Coach: Arthur W. Hinaman

MARIETTA	L	18-24
at Muskingum	L	12-31
at Kenyon	L	36-40
WITTENBERG	W	27-12
OHIO WESLEYAN	L	27-39
OTTERBEIN	W	24-21
at Hiram	L	25-68
at Wooster	L	11-34
at Marietta	L	32-37
AKRON	L	18-21
WESTERN RESERVE	L	21-23

1912-13 (5-8) OAC Member
Coach: C.M. Douthit

at Dayton	L	25-67
OHIO WESLEYAN	L	14-58
MARIETTA	W	32-28
ANTIOCH	W	19-16
OTTERBEIN	W	27-24
DENISON	L	17-59
HEIDELBERG	L	18-25
at Wittenberg	L	20-24
at Kenyon	W	35-22
at Akron	L	12-30
at Wooster	L	23-41
at Marietta	L	18-42
WESTERN RESERVE	W	36-20

1913-14 (3-10) OAC Member
Coach: Mark B. Banks

KENYON	L	15-27
DAYTON	L	16-22
at Miami	L	9-49
DENISON	L	13-40
WITTENBERG	W	40-21
OTTERBEIN	W	23-21
HEIDELBERG	L	23-52
HIRAM	L	21-28
MIAMI	L	16-32
OHIO WESLEYAN	L	17-40
at Otterbein	L	15-36
at Kenyon	L	29-38
MARIETTA	W	23-20

1914-15 (11-4) OAC Member
Coach: Mark B. Banks

OHIO NORTHERN	W	35-26
at Denison	L	27-40
BALDWIN-WALLACE	W	36-26
at Wittenberg	W	30-26
at Kenyon	W	35-27
at Baldwin-Wallace	L	23-30
at Wooster	L	22-25
MIAMI	W	42-15
CINCINNATI	W	50-13

OBERLIN	L	25-39
KENYON	W	29-29
WOOSTER	W	51-20
OTTERBEIN	W	46-29
at Cincinnati	W	32-10
at Miami	W	28-27

1915-16 (8-7) OAC Member
Coach: Mark B. Banks

at Ohio Wesleyan	L	16-23
WITTENBERG	L	17-29
WOOSTER	W	33-13
W. VA. WESLEYAN	W	36-22
at Akron	W	33-23
at Kenyon	W	33-27
OHIO NORTHERN	W	45-17
at Allegheny	L	18-42
at Avalon Collegians	L	32-36
at West Virginia	L	21-43
ALLEGHENY	L	20-42
WEST VIRGINIA	W	45-17
BUFFALO GERMANS	L	30-34
KENYON	W	36-19
BALDWIN-WALLACE	W	62-24

1916-17 (2-14) OAC Member
Coach: Mark B. Banks

WHEELING YMCA	L	22-38
WELLSBURG SCHOOL	L	20-29
ANTIOCH	W	20-19
at Kenyon	L	16-48
AKRON	L	22-28
at Wooster	L	24-28
AKRON	L	13-48
at Baldwin-Wallace	W	40-13
at Oberlin	L	17-33
MOUNT UNION	L	21-32
at Wittenberg	L	25-34
OHIO WESLEYAN	L	16-41
CINCINNATI	L	23-28
WEST VIRGINIA	L	21-30
WESTERN RESERVE	L	24-26
KENYON	L	15-48

1917-18 (4-8) OAC Member
Coach: Mark B. Banks

CAPITAL	L	24-35
at Denison	L	19-53
WITTENBERG	W	24-13
OHIO NORTHERN	W	36-17
at Marietta	L	11-49
OHIO WESLEYAN	L	7-19
at Cincinnati	W	26-14
WOOSTER	L	19-33
KENYON	W	25-19
MARIETTA	L	28-34
at Kenyon	L	25-30
at Ohio Wesleyan	L	20-22

1918-19 (5-4) OAC Member
Coach: Frank B. Gullum

MARIETTA	W	34-9
DENISON	L	16-19
at Wittenberg	L	23-26
at Ohio Northern	W	42-10
BALDWIN-WALLACE	W	42-19
OHIO WESLEYAN	L	21-22
KENYON	W	31-16
at Heidelberg	W	42-19
at Ohio Wesleyan	L	24-38

1919-20 (5-6) OAC Member
Coach: Frank B. Gullum

CAPITAL	W	24-25
at Kenyon	W	32-15
at Heidelberg	W	24-13
at Denison	L	26-38
MOUNT UNION	L	16-20
at Otterbein	L	16-17
CINCINNATI	L	20-31
AKRON	L	18-26
HEIDELBERG	W	35-25
WESTERN RESERVE	W	24-14
at Capital	L	15-16

1920-21 (15-2) OAC Champions
Coach: R.W. Finsterwald

at Xavier	W	54-13
at Miami	W	25-23
CAPITAL	W	38-18
at Cincinnati	W	28-13
at Marietta	W	18-15
at Kenyon	W	34-22
OTTERBEIN	W	46-13
ATHENS H.S.	W	33-16
MARSHALL	W	56-9

CAMP SHERMAN	W	61-18
at Capital	L	24-27
KENYON	W	53-20
OTTERBEIN	W	46-19
at Denison	L	23-25
MIAMI	W	36-16
MARIETTA	W	19-17
WITTENBERG	W	28-18

1921-22 (19-4) OAC Member
Coach: R.W. Finsterwald

BOWLING GREEN	W	41-19
BOWLING GREEN	W	38-11
at Baldwin-Wallace	W	36-14
at Syracuse Collegians	L	14-21
at Rochester Collegians	L	18-40
WILMINGTON	W	35-18
WILMINGTON	W	36-18
at Cincinnati	L	11-20
at Xavier	W	28-16
CAPITAL	W	43-7
OHIO NORTHERN	W	45-13
at Marietta	W	29-13
at Mount Union	W	28-20
at Western Reserve	W	36-28
XAVIER	W	34-32
CINCINNATI	W	33-13
at Ohio Northern	W	28-27
at Heidelberg	W	33-12
MARIETTA	W	39-12
MOUNT UNION	W	38-24
KENYON	W	48-16
at Denison	L	25-29
DENISON	W	36-16

1922-23 (11-8) OAC Member
Coach: Butch Grover

BLISS	L	15-19
at Lancaster Petty Shoes	L	16-29
at Akron Firestone	L	12-22
at Geneva	W	43-24
at Canton Pure Oils	L	19-34
CINCINNATI	W	18-17
SALEM COLLEGE (W. Va.)	W	22-21
OHIO NORTHERN	W	27-26
at Xavier	L	15-35
at Cincinnati	L	26-27
at Western Reserve	W	28-22
at Oberlin	L	20-21
XAVIER	L	17-18
at Marietta	W	29-14
ST. IGNATIUS	W	36-20
MARIETTA	W	32-15
OTTERBEIN	W	38-6
WESTERN RESERVE	W	41-30
at Wittenberg	W	41-27

1923-24 (16-5) OAC Member
Coach: Butch Grover

MONDMAUK-MILLS	W	31-19
BLISS	W	38-16
at Canton Sinclair Oil	L	39-44
at Akron Firestone	W	30-24
at Dover All-Stars	L	29-33
at Marion Isley Dairy	W	31-16
OBERLIN	W	34-32
at Marietta	W	27-24
at Xavier	L	31-32
at Cincinnati	W	21-18
at Denison	L	23-31
at Hiram	W	42-21
XAVIER	W	26-15
PRESBYTERIAN (Tenn.)	W	56-33
at Ohio Northern	W	35-23
WITTENBERG	W	30-21
at Ohio Wesleyan	L	20-22
CINCINNATI	W	24-13
MARIETTA	W	37-22
WESTERN RESERVE	W	40-21
OHIO WESLEYAN	W	28-27

1924-25 (12-6) OAC Member
Coach: Butch Grover

NEW LEXINGTON	W	26-12
at Lancaster Shoes	L	19-21
BLISS	W	27-22
CINCINNATI	W	34-27
at Ohio Wesleyan	L	30-40
MARIETTA	W	42-12
at Miami	W	34-20
OHIO NORTHERN	W	48-23
AKRON	W	40-26
OHIO WESLEYAN	W	37-30
DENISON	L	18-34
at Baldwin-Wallace	W	30-20
at Oberlin	L	13-31

MARIETTA	W	25-24
KENYON	L	36-37
at Kenyon	L	29-30
HIRAM	W	35-19
at Wittenberg	W	28-24

1925-26 (15-9) OAC Member
Coach: Butch Grover

MONDMAUK-MILLS	L	18-23
BLISS	W	56-24
at Ohio State	L	33-37
RIO GRANDE	W	48-30
at Mansfield Pets	W	38-24
at Mansfield Lumbermen	W	44-41
at Bliss	W	38-28
at Nelsonville YMCA	W	50-29
WITTENBERG	W	31-22
at Ohio Wesleyan	L	29-37
MIAMI	W	50-39
DENISON	W	33-21
at Marietta	L	12-16
CINCINNATI	L	27-29
at Wittenberg	L	32-33
OBERLIN	W	28-21
OHIO WESLEYAN	L	31-37
at Denison	W	24-17
TENNESSEE	W	50-30
at Miami	L	35-37
at Cincinnati	L	26-30
at Baldwin-Wallace	W	38-28
MARIETTA	W	46-19
at Akron	W	31-25

1926-27 (8-13, 3-7 BAA)
Coach: Butch Grover

RIO GRANDE	W	59-11
at Ohio State	L	26-38
BLISS	W	36-27
at Cincinnati YMCA	L	29-38
at Manchester	L	23-29
at Manchester	L	30-32
FLORIDA	W	38-29
at Wittenberg*	L	27-33
at Muskingum*	L	27-29
OHIO WESLEYAN*	L	27-41
at Cincinnati*	L	20-48
at Miami*	L	37-43
MUSKINGUM*	L	32-37
DENISON*	L	28-29
at Marietta	W	49-38
at Denison*	L	15-22
MIAMI*	W	45-36
at Ohio Wesleyan*	L	32-41
CINCINNATI*	W	36-29
MARIETTA	W	32-21
WITTENBERG*	W	40-31

1927-28 (10-10, 4-6 BAA)
Coach: Butch Grover

BLISS	W	44-17
MARIETTA	W	40-22
at Hamilton YMCA	W	35-30
at Cincinnati YMCA	L	21-40
at Manchester	L	17-39
at Manchester	L	18-38
at Cincinnati*	L	27-28
MUSKINGUM	L	19-54
OHIO WESLEYAN*	L	32-41
CENTRE	W	39-23
at Denison*	W	31-22
MIAMI*	W	36-22
at Wittenberg*	L	36-52
at Ohio Wesleyan*	L	29-30
at Marietta	W	53-16
WITTENBERG*	W	41-37
at Miami*	L	32-51
CINCINNATI*	W	46-33
at Muskingum	W	40-36
DENISON*	L	34-36

1928-29 (10-10, 3-7 BAA)
Coach: Butch Grover

BLISS	W	43-18
at Akron Goodyear	L	26-40
at New Philadelphia	L	24-38
at Bliss	W	24-21
at Marion Eagles	L	27-34
MARIETTA	W	37-24
at Ohio Wesleyan*	L	29-48
MUSKINGUM	W	48-25
WITTENBERG*	W	40-23
WEST LIBERTY	W	49-36
at Cincinnati*	L	27-38
at Miami*	L	29-40
at Denison*	L	23-38
MARIETTA	W	47-20



2013-14 MEN'S BASKETBALL

Year-By-Year Results

OHIO WESLEYAN*	W	40-38
at Wittenberg*	L	26-29
at Muskingum	W	40-28
MIAMI*	W	38-32
CINCINNATI*	L	36-38
DENISON*	L	26-28

1929-30 (12-9, 4-4 BAA)

Coach: Butch Grover

BLISS	W	48-27
at Ohio State	L	24-26
at Buffalo	L	23-41
at Syracuse	L	25-41
at Elmira	W	31-22
at Bliss	W	40-27
OHIO WESLEYAN*	L	38-44
MIAMI*	W	37-19
at Wittenberg	L	19-31
MUSKINGUM	W	34-24
at Marietta	W	30-20
at Cincinnati*	L	21-37
at Denison*	W	55-37
WEST LIBERTY	W	47-33
at Miami*	W	30-27
at Ohio Wesleyan*	L	32-43
at Muskingum	L	25-32
DENISON*	L	30-32
WITTENBERG	W	43-31
CINCINNATI*	W	41-35
MARIETTA	W	37-21

1930-31 (12-4, 7-1 BAA Champions)

Coach: Butch Grover

BLISS	W	36-20
CORNELL	L	33-38
at DePauw	L	26-32
BROADDUS	W	31-22
MARIETTA	W	17-12
at Ohio Wesleyan*	L	20-26
DENISON* (2OT)	L	27-35
MIAMI*	W	21-19
at Muskingum	W	28-26
at Marshall	W	42-37
at Cincinnati*	W	28-22
OHIO WESLEYAN*	W	30-28
at Miami*	W	23-18
CINCINNATI*	W	32-14
MUSKINGUM	W	40-32
at Denison*	W	28-17

1931-32 (11-10, 5-5 BAA)

Coach: Butch Grover

BLISS	L	30-32
at Ohio State	L	18-24
WESTMINSTER	W	29-24
at Michigan State	L	15-29
at Toledo	L	13-15
at Wilmington	W	26-22
MARIETTA	W	24-23
at DePaul*	L	15-30
MIAMI*	L	22-25
WABASH	W	33-27
at Ohio Wesleyan*	L	24-35
at Wittenberg*	W	37-28
at Marshall	W	28-26
MUSKINGUM	W	24-20
CINCINNATI*	W	42-24
OHIO WESLEYAN*	L	33-37
at Miami*	L	28-32
WITTENBERG*	W	36-34
at Marietta	W	34-26
at DePaul*	W	29-26
at Cincinnati*	L	32-33

1932-33 (16-4, 7-3 BAA Champions)

Coach: Butch Grover

BLISS	W	38-22
WILMINGTON	W	41-29
at Akron Goodyear	L	34-41
at Western Reserve	W	47-30
at East Liverpool	W	50-27
at Zanesville Pros	W	46-40
MARIETTA	W	41-19
MIAMI*	W	47-27
OHIO WESLEYAN*	L	32-34
at Denison*	L	23-24
at Cincinnati* (OT)	W	32-28
at Marshall	W	35-23
at Wittenberg*	L	32-37
OHIO WESLEYAN*	W	34-29
MARSHALL	W	42-21
MIAMI*	W	38-18
DENISON*	W	42-21
at Marietta	W	32-29
WITTENBERG*	W	44-32
CINCINNATI*	W	31-19

1933-34 (5-14, 2-6 BAA)

Coach: Butch Grover

BLISS	L	20-23
WILMINGTON	W	42-21
CUMBERLAND	W	48-34
at Coshocton Clothiers	L	22-36
at Canton Semipros	L	38-55
at Akron Goodyear	L	34-48
at Newark Pure Oils	L	28-33
at Ohio Wesleyan*	L	30-34
MIAMI*	W	33-29
at Xavier	L	21-26
MARSHALL	W	35-19
at Wittenberg*	L	27-32
at Cincinnati*	W	38-36
WITTENBERG*	L	32-37
at Miami*	L	26-30
OHIO WESLEYAN*	L	17-29
at Marietta	L	25-34
CINCINNATI*	L	30-33
at Marshall	L	37-41

1934-35 (11-9, 5-5 BAA)

Coach: Butch Grover

BLISS	W	48-27
at Ball State	L	30-31
WILMINGTON	W	52-20
MARIETTA	W	39-17
at Zanesville Pros	W	41-40
at Coshocton Clothiers	L	22-43
at Western Reserve	L	40-50
at School of Chiropody	W	47-28
at Akron Goodyear	L	36-37
DAYTON*	W	46-29
at Miami*	W	34-31
OHIO WESLEYAN*	L	32-49
at Marshall	W	45-40
at Cincinnati*	L	38-43
MARSHALL	L	37-41
at Xavier	L	28-29
at Dayton*	W	32-31
CINCINNATI*	W	39-33
at Ohio Wesleyan*	L	22-39
MIAMI*	W	32-30

1935-36 (13-7, 7-3 BAA)

Coach: Butch Grover

BLISS	W	48-23
MARIETTA	W	53-35
at Coshocton Clothiers	L	34-46
at Mount Union	W	46-42
at School of Chiropody	W	31-24
at Akron Goodyear	L	30-44
at Ohio Wesleyan*	L	25-37
at Miami*	W	33-28
MARSHALL*	W	53-36
at Muskingum	L	25-34
at Xavier	W	28-22
CINCINNATI*	L	29-34
at Dayton*	W	37-29
OHIO WESLEYAN*	W	42-29
at Cincinnati*	L	34-35
XAVIER	W	37-32
DAYTON*	W	52-26
at Marietta	L	43-55
MIAMI*	W	39-23
at Marshall*	W	48-43

1936-37 (18-3, 10-1 BAA Co-Champs)

Coach: Butch Grover

BLISS	W	55-20
GLENVILLE STATE	W	49-40
MARIETTA	W	40-31
at Western Reserve	L	42-43
at Baldwin-Wallace	W	44-22
at Akron Goodyear	L	21-32
at Ohio Wesleyan*	W	36-29
CINCINNATI*	W	39-34
at Miami*	W	38-23
at Ohio Wesleyan*	W	36-31
XAVIER	W	42-20
DAYTON*	W	35-27
CASE TECH	W	45-36
OHIO WESLEYAN*	W	43-23
at Dayton*	W	44-18
MIAMI*	W	46-21
at Xavier	W	35-32
MARSHALL*	W	40-32
at Marshall*	L	33-36
at Marietta	W	33-17
at Cincinnati*	W	34-26

1937-38 (12-8, 4-6 BAA)

Coach: Butch Grover

BLISS	W	54-47
-------	---	-------

WASH. & JEFFERSON	W	38-35
MARIETTA	W	35-31
at Cincinnati*	L	37-42
XAVIER	W	39-33
at Toledo	W	54-48
OHIO WESLEYAN*	W	57-36
at Dayton*	W	32-29
CINCINNATI*	W	40-35
at Ohio State	L	40-47
DAYTON*	W	46-38
at Marietta	L	34-35
at Miami*	L	33-36
MARSHALL*	L	21-22
at Ohio Wesleyan*	L	33-35
at Xavier	L	27-47
MIAMI*	W	44-31
at Case Tech	W	46-42
MUSKINGUM	W	50-18
at Marshall*	L	32-44

1938-39 (12-8, 4-4 BAA)

Coach: Dutch Trautwein

MARIETTA	W	55-28
at St. Joseph's (Pa.)	W	58-44
at Buffalo	W	58-38
at Scranton	W	57-48
at Western Reserve	L	54-59
L 39-65		
at George Washington	L	39-65
OHIO WESLEYAN*	W	57-38
at Dayton*	W	44-23
XAVIER	L	30-41
MIAMI*	W	44-28
at Miami*	W	40-28
at Marietta	W	66-44
at Muskingum	W	47-37
at Xavier	L	46-47
MARSHALL*	L	42-47
BLISS	W	62-34
at Ohio Wesleyan*	L	23-36
TOLEDO	W	77-45
DAYTON*	L	35-44
at Marshall*	L	40-50

1939-40 (19-6) Independent

Coach: Dutch Trautwein

MARIETTA	W	71-22
W. MICHIGAN	W	60-40
WABASH	W	42-29
XAVIER	W	48-37
OHIO WESLEYAN	L	35-40
WESTERN RESERVE	W	50-33
CINCINNATI	W	60-48
MUSKINGUM	W	49-37
MIAMI	W	41-32
DAYTON	W	62-44
at Buffalo	W	78-23
at Scranton	W	50-45
at Baltimore	W	67-44
at Villanova	L	44-49
at St. Joseph's (Pa.)	W	59-39
at Dayton	W	42-34
at Toledo	L	50-63
at W. Michigan	L	42-43
at Marietta	W	52-28
at Miami	W	51-31
at Xavier	W	39-34
at Ohio Wesleyan	W	50-40
at Cincinnati	W	60-38
at Duquesne	L	40-52
at Wash. & Jefferson	L	46-49

1940-41 (18-4) Independent

NIT Runner-Up

Coach: Dutch Trautwein

YOUNGSTOWN STATE	W	41-25
XAVIER	W	69-57
AKRON	W	45-29
MARIETTA	W	60-34
OHIO WESLEYAN	W	63-47
at Cincinnati	W	57-42
TOLEDO	W	48-45
WASH. & JEFFERSON	W	58-47
at Miami	W	61-20
at Dayton	W	72-47
at Muskingum	W	47-32
at Evansville	L	57-58
at W. Kentucky	L	41-57
MIAMI	W	54-30
at Dayton	W	62-41
CINCINNATI	L	42-51
at Xavier	W	49-41
at Marietta	W	41-34
at Ohio Wesleyan	W	62-52
vs. Duquesne+	W	55-40
vs. CCNY+	W	45-43
vs. Long Island+	L	42-56

+NIT (New York, N.Y.)

1941-42 (12-9) Independent

Coach: Dutch Trautwein

MARIETTA	W	48-46
at Mount Union	L	41-58
at Akron	L	40-47
at Youngstown State	L	46-57
at Xavier	L	39-47
FINDLAY	W	40-37
DAYTON	W	36-35
MIAMI	W	40-32
OHIO WESLEYAN	W	55-35
at Cincinnati	L	28-41
MUSKINGUM	L	41-58
at Miami	W	44-38
at Dayton	L	23-31
YOUNGSTOWN STATE	W	42-20
EVANSVILLE	W	67-40
CINCINNATI	W	51-41
at Marietta	W	57-46
XAVIER	W	43-42
at Toledo	L	39-65
at Great Lakes	L	35-54
at Ohio Wesleyan	W	50-41

1942-43 (11-7) Independent

MOUNT UNION	L	36-42
MARIETTA	W	48-28
CINCINNATI	W	51-37
at Cincinnati	W	48-33
at Ohio Wesleyan	W	53-37
at Dayton	L	32-45
XAVIER	W	58-53
DAYTON	W	66-53
AKRON	L	70-72
BOWLING GREEN	W	51-42
at Wash. & Jefferson	L	31-37
at Muskingum	L	41-47
at Marietta	W	46-31
DAYTON	W	45-43
OHIO WESLEYAN	W	62-50
at Miami	W	41-40
at Xavier	L	41-57
TOLEDO	L	45-57

1943-44 (9-7) Independent

Coach: Dutch Trautwein

RIO GRANDE	W	64-28
at Bowling Green	L	47-69
at Toledo	L	46-48
OHIO WESLEYAN	W	40-33
at Miami	L	30-46
at Wittenberg	W	64-35
CINCINNATI	L	40-41
at Denison	L	49-66
WITTENBERG	W	58-42
at Otterbein	W	59-53
MUSKINGUM	W	61-41
at Cincinnati	W	34-32
at Ohio Wesleyan	W	43-34
DENISON	L	40-48
OTTERBEIN	W	62-47
at Kentucky	L	35-51

1944-45 (11-8) Independent

Coach: Dutch Trautwein

LOCKBOURNE AFB	W	60-32
BOWLING GREEN	L	45-57
at Tennessee	L	36-40
at Gannon	W	52-48
at Kentucky	L	46-59
MUSKINGUM	W	63-29
OHIO WESLEYAN	W	53-41
OTTERBEIN	W	47-41
at Cincinnati	W	61-36
at Miami	L	40-42
at Ohio Wesleyan	W	70-54
CINCINNATI	W	48-40
at Denison (OT)	L	53-57
at Otterbein	W	45-42
MIAMI	W	60-40
DENISON	L	36-39
at Muskingum	W	59-44
KENTUCKY	L	38-61
at Akron	L	50-62

1945-46 (15-5) Independent

Coach: Dutch Trautwein

MARIETTA	W	69-30
at Denison	W	72-35
W. KENTUCKY	W	65-42
at Dayton	W	53-41
at St. John's	L	33-67
at Kentucky	L	48-57
at Muskingum	W	58-51



2013-14 MEN'S BASKETBALL

Year-By-Year Results

MIAMI	W	60-40
OHIO WESLEYAN	W	64-51
at Bowling Green	L	41-49
at Marietta	W	50-29
CINCINNATI	W	46-43
DENISON	W	57-38
DAYTON	L	53-65
MUSKINGUM	W	59-45
at Miami	W	39-38
at Cincinnati	W	45-39
KENTUCKY	L	52-60
AKRON	W	58-56
at Ohio Wesleyan	W	64-48

1946-47 (13-10, 5-3 MAC)

Coach: Dutch Trautwein

WAYNE STATE (Mich.)	W	66-39
MARIETTA	W	105-25
WESTERN RESERVE*	W	46-50
at Dayton	W	64-29
at Akron	L	54-69
at Kentucky	L	36-46
XAVIER	W	47-30
at Wayne State (Mich.)	W	52-36
at University of Charleston	W	57-46
at Cincinnati*	L	36-41
at Miami*	L	45-52
at Ohio Wesleyan	L	57-64
BOWLING GREEN	L	47-65
at Butler*	L	70-80
at Louisville	W	63-52
CINCINNATI	W	67-65
at Marietta	W	51-37
MIAMI*	L	47-60
at Xavier	W	47-46
DAYTON	W	69-49
OHIO WESLEYAN	L	55-62
at Western Reserve*	W	54-52
BUTLER*	W	62-53

1947-48 (10-10, 4-4 MAC)

Coach: Dutch Trautwein

D9 at Dayton	W	46-40
D13 MARIETTA	W	63-44
D16 XAVIER	W	57-52
D19 at Bowling Green	L	49-67
J7 at Miami*	W	63-41
J10 WAYNE STATE (Mich.)	W	55-39
J12 KENTUCKY	L	57-79
J16 at Western Reserve*	L	56-57
J19 OHIO WESLEYAN	W	63-57
J24 AKRON	L	62-63
J31 at Butler*	L	35-59
F2 at Xavier	L	37-56
F6 BUTLER*	L	42-47
F10 MIAMI*	W	56-37
F14 at Wayne State (Mich.)	L	47-55
F17 CINCINNATI*	W	64-62
F19 at Marietta	L	53-68
F21 WESTERN RESERVE*	W	58-51
F24 at Ohio Wesleyan	W	62-54
F28 at Cincinnati*	L	46-90

1948-49 (6-16, 2-8 MAC)

Coach: Dutch Trautwein

D7 MARIETTA	W	79-60
D11 at University of Charleston	W	60-46
D14 at Akron	L	56-59
D18 MOUNT UNION	L	35-38
J1 at Morehead State	L	48-64
J4 at Muskingum	L	50-56
J7 WESTERN RESERVE*	W	77-48
J10 BUTLER*	L	41-72
J14 at Butler	L	40-57
J15 W. MICHIGAN*	L	42-58
J21 at Cincinnati*	L	47-78
J25 at Miami*	L	46-53
J28 DAYTON	L	47-52
F5 at Ohio Wesleyan	L	47-52
F7 at Dayton	W	57-40
F12 MIAMI*	W	54-43
F15 at Marietta	L	58-68
F18 BOWLING GREEN	L	63-77
F22 OHIO WESLEYAN	W	57-55
F28 at Western Reserve*	L	72-74
M1 CINCINNATI*	L	51-68
M5 at W. Michigan*	L	56-69

1949-50 (6-14, 3-7 MAC)

Coach: Jim Snyder

D6 MARIETTA	L	40-54
D14 OHIO WESLEYAN	W	74-56
D17 at Mount Union	L	39-53
D19 at Kent State	L	57-70
J6 at Western Reserve*	W	84-66
J10 DAYTON	L	61-71
J13 W. MICHIGAN*	L	56-81

J16 at Bowling Green	L	54-74
J21 at Cincinnati*	L	38-57
J25 CINCINNATI*	L	51-76
J28 MIAMI*	W	79-70
F4 at Butler*	L	49-70
F7 at Dayton	L	50-75
F10 WESTERN RESERVE*	W	62-49
F14 MUSKINGUM	W	67-63
F17 at Miami*	L	45-54
F22 AKRON	W	75-74
F25 at Butler*	L	56-67
F28 at Marietta	L	59-66
M4 at W. Michigan*	L	52-78

1950-51 (13-11, 4-4 MAC)

Coach: Jim Snyder

MARIETTA	W	57-45
KENT STATE*	W	61-46
at Ohio Wesleyan	W	75-57
at Akron	W	57-52
at Youngstown State	L	64-78
at Bowling Green	L	69-74
at Kent State*	W	53-48
WESTERN RESERVE*	W	72-60
at Marshall*	L	59-69
at Miami*	L	44-52
DAYTON	L	66-75
W. MICHIGAN*	L	58-69
at Muskingum	L	59-77
CEDARVILLE	W	77-60
at Cedarville	W	72-63
at Western Reserve*	W	93-77
MIAMI*	W	56-50
MARSHALL*	W	71-63
at Cincinnati	L	50-86
BOWLING GREEN*	W	70-66
CINCINNATI*	W	83-74
at W. Michigan*	L	59-66
at Marietta	L	55-72
at Wash. & Jefferson	L	69-92

1951-52 (12-12, 6-6 MAC)

Coach: Jim Snyder

D5 MARSHALL*	W	71-61
D6 vs. Miami^	L	56-79
D11 MARIETTA	W	73-63
D13 OHIO WESLEYAN	W	87-57
D15 at Kent State*	L	73-75
D17 at Lake Forest	L	57-62
D18 at Beloit	L	62-69
J4 WESTERN RESERVE*	W	67-48
J5 KENT STATE*	W	65-55
J9 at Dayton	L	71-101
J12 MIAMI*	W	74-72
J15 CINCINNATI*	W	78-66
J18 at Bowling Green*	L	74-90
J19 at Toledo*	W	71-66
J26 W. MICHIGAN*	L	60-65
F1 at Cincinnati*	L	66-82
F2 at Miami*	L	68-87
F5 at Western Reserve*	W	79-56
F9 WASH. & JEFFERSON	W	89-80
F12 TOLEDO*	L	56-62
F16 MUSKINGUM	W	97-55
F23 at W. Michigan*	L	74-85
F26 at Marietta	W	81-74
F28 at Marshall*	L	91-94

^MAC Tournament (Toledo, Ohio)

1952-53 (9-13, 4-8 MAC)

Coach: Jim Snyder

Captain: Ralph Readout

D6 MARIETTA	L	67-68
D9 OHIO WESLEYAN	L	64-65
D13 KENT STATE*	W	85-68
D19 at Pittsburgh	L	66-68
D20 at Wash. & Jefferson	L	59-74
J3 at Western Reserve*	W	99-70
J5 at Kent State*	W	90-89
J10 MIAMI*	L	66-89
J12 DENISON	W	90-74
J14 at Muskingum	W	67-59
J17 TOLEDO*	W	74-63
J24 BOWLING GREEN*	W	71-58
J30 at Cincinnati*	L	64-78
J31 at Miami*	L	56-82
F6 WESTERN RESERVE*	L	77-78
F7 W. MICHIGAN*	L	63-70
F10 MARSHALL*	W	91-87
F14 at Toledo*	L	68-94
F17 CINCINNATI*	L	73-75
F21 at W. Michigan*	L	55-62
F24 at Marietta	W	79-77
F27 at Marshall*	L	75-77

1953-54 (12-10, 5-7 MAC)

Coach: Jim Snyder

Captain: Bob Betts

D1 at Illinois	L	54-85
D5 MARIETTA	W	83-72
D8 OHIO WESLEYAN	W	85-67
D12 WASH. & JEFFERSON	W	65-57
D15 at Marshall*	L	67-71
D19 at Kent State*	W	70-57
D21 at Gannon	W	69-65
D22 at Buffalo	L	62-58
J9 at Miami*	L	80-92
J11 KENT STATE*	W	89-77
J13 at Denison	L	66-72
J15 TOLEDO*	L	80-84
J22 BOWLING GREEN*	L	72-78
J30 MIAMI*	W	80-72
F6 W. MICHIGAN*	W	67-59
F10 MUSKINGUM	W	90-50
F13 at Bowling Green*	L	74-78
F19 at Toledo*	L	66-71
F20 at W. Michigan*	L	72-79
F25 MARSHALL*	W	81-63
F27 AKRON	W	80-75
M2 at Marietta	L	93-116

1954-55 (16-5, 9-5 MAC)

Coach: Jim Snyder

Captain: Bob Strawser

D4 MARIETTA	W	81-75
D9 UNIVERSITY OF CHARLESTON	W	88-81
D11 at Ohio Wesleyan	W	95-78
D14 MARSHALL*	L	85-105
D17 at Kent State*	W	75-72
D18 at Western Reserve*	W	88-74
D20 at Loyola-Chicago	W	72-70
J7 W. MICHIGAN*	W	97-84
J15 KENT STATE*	W	80-65
J17 TOLEDO*	L	69-79
J22 at Bowling Green*	L	69-77
J29 MIAMI*	W	75-71
F9 at Case Tech	W	77-69
F9 at Marshall*	L	73-84
F11 WESTERN RESERVE*	W	86-68
F15 at Miami*	L	79-91
F18 BOWLING GREEN*	W	81-70
F21 MOREHEAD STATE	W	90-82
F26 at W. Michigan*	W	95-87
F28 at Toledo*	W	67-59
M3 at Marietta	W	93-90

1955-56 (13-11, 5-7 MAC)

Coach: Jim Snyder

Captain: Harry Weinbrecht

D3 at Indiana	L	74-93
D8 at University of Charleston	W	91-71
D10 OHIO WESLEYAN	W	94-85
D13 MARIETTA	W	85-54
D15 at Marshall*	L	71-87
D27 vs. W. Kentucky^	L	60-76
D28 vs. Arizona^	W	90-76
D29 vs. Morehead State^	W	97-91
J5 at Georgetown (Ky.)	W	98-79
J7 at Kent State*	W	80-72
J9 W. MICHIGAN*	L	74-86
J12 MARSHALL*	L	63-72
J17 at Miami*	L	70-93
J21 at Bowling Green*	W	83-81
J25 TOLEDO*	W	89-79
J27 KENT STATE*	W	90-71
F4 at Baldwin-Wallace	L	84-85
F10 at Morehead State	L	67-110
F14 MIAMI*	L	84-85
F18 BOWLING GREEN*	W	78-74
F22 at W. Michigan*	L	63-70
F25 MOREHEAD STATE	W	113-99
F27 at Toledo*	L	67-77
M1 at Marietta	W	105-89

^Kentucky Invitational (Louisville, Ky.)

1956-57 (15-8, 7-5 MAC)

Coach: Jim Snyder

Captain: Fred Moore

D4 MARIETTA	W	107-67
D8 CASE TECH	W	76-56
D12 at Ohio Wesleyan	W	113-71
D15 at Kent State*	W	97-89
D21 vs. E. Tennessee St.^	L	62-63
D22 vs. Austin Peay^	L	85-65
J2 ARIZONA STATE	W	97-81
J5 at Morehead State	L	88-119
J9 at Marshall*	L	71-77
J12 at Bowling Green*	L	69-80
J15 MIAMI*	L	77-89
J18 KENT STATE*	W	85-76
J19 at Xavier	L	80-106

J26 MOREHEAD STATE	W	66-59
J30 MARSHALL*	W	103-74
F2 at W. Michigan*	L	88-94
F4 at Toledo*	L	71-74
F8 BOWLING GREEN*	W	91-80
F11 at Miami*	W	89-81
F16 W. MICHIGAN*	W	88-71
F18 TOLEDO*	W	75-55
F23 BALDWIN-WALLACE	W	114-73
M1 at Marietta	W	112-85

^Watauga Invitational (Johnson City, Tenn.)

1957-58 (16-8, 7-5 MAC)

Coach: Jim Snyder

Captain: Bob Peters

D2 at Indiana	W	76-68
D5 MARIETTA	W	92-71
D7 at Morehead State	L	60-78
D14 at Bowling Green*	L	60-65
D17 at Dayton	L	41-58
D19 at Nebraska	L	53-61
D30 vs. Washington & Lee^	W	65-64
D31 vs. Kentucky Wesleyan^	W	83-70
J4 WITTENBERG	W	70-56
J10 KENT STATE*	W	58-54
J14 at Miami*	L	66-75
J18 at W. Michigan*	W	76-66
J20 at Toledo*	W	69-66
J23 MOREHEAD STATE	W	71-57
J25 MARSHALL* (OT)	L	78-81
F1 at Kent State*	W	65-58
F3 FLORIDA STATE	W	86-66
F5 at Marshall*	L	89-98
F8 W. MICHIGAN*	W	116-87
F12 XAVIER	W	87-74
F15 BOWLING GREEN* (OT)	W	84-82
F17 TOLEDO*	W	82-61
F19 MIAMI*	L	72-86
M1 at Marietta	W	80-76

^All-American City Tournament (Owensboro, Ky.)

1958-59 (14-10, 10-2 MAC)

Coach: Jim Snyder

Captains: Bob Anderson, Dick Norman

D4 MARIETTA	W	86-53
D6 UNIVERSITY OF CHARLESTON	W	118-69
D13 S. ILLINOIS	W	101-83
D15 at Morehead State	L	73-75
D18 at Niagara	L	65-72
D20 at Cornell (OT)	W	58-54
D29 vs. Middle Tenn. State^	W	77-66
D30 vs. Utah State^	W	80-72
J3 at Wittenberg	L	44-45
J7 at Marshall*	W	88-84
J10 at Kent State*	L	58-73
J13 at Miami* (OT)	L	54-56
J16 W. MICHIGAN*	W	83-61
J24 MOREHEAD STATE	W	88-77
J26 KENT STATE*	W	87-68
J31 at W. Michigan*	W	85-69
F2 at Toledo* (OT)	L	67-79
F11 MARSHALL*	L	73-74
F14 BOWLING GREEN*	W	89-67
F16 TOLEDO*	W	67-56
F21 at Bowling Green*	L	67-80
F24 MIAMI*	L	71-84
F28 at Louisville	L	70-72
M2 at Marietta	W	112-92

^All-American City Tournament (Owensboro, Ky.)

1959-60 (17-8, 10-2 MAC)

Coach: Jim Snyder

MAC Champions

NCAA Regionals

Captain: Dale Bandy

D1 W.VA. WESLEYAN	W	73-72
D3 MARIETTA	W	89-72
D8 at Morehead State	W	76-65
D12 at Indiana	L	68-80
D17 at DePaul	L	54-77
D19 at Illinois	L	79-85
J2 at Toledo*	L	53-63
J5 MIAMI*	W	104-89
J9 at Bowling Green*	W	86-72
J13 at Marshall*	W	87-77
J16 W. MICHIGAN*	W	88-70



2013-14 MEN'S BASKETBALL

Year-By-Year Results

F23	at Miami*	L	74-88
F29	MOREHEAD STATE	W	96-66
M2	at Marietta	L	66-74
M8	vs. Notre Dame#	W	74-66
M11	vs. #13 Georgia Tech+	L	54-57
M12	vs. W. Kentucky+	L	87-97

#NCAA First Round (Lexington, Ky.); +NCAA
Midwest Regional (Louisville, Ky.)

1960-61 (17-7, 10-2 MAC)

MAC Champions

NCAA First Round

Coach: Jim Snyder

Captain: Bunk Adams

D1	#1 OHIO STATE	L	64-85
D3	YOUNGSTOWN STATE	W	87-74
D6	at Morehead State	W	81-80
D10	at St. Francis (Pa.)	W	80-72
D14	at Marshall*	W	71-53
D16	at #7 St. John's	L	50-78
D28	vs. S. Dakota^	W	75-56
D29	vs. Wittenberg^	W	50-48
J4	MARSHALL*	W	88-79
J7	at Bowling Green*	W	62-61
J10	DePAUL	L	60-69
J14	W. MICHIGAN*	W	64-62
J16	TOLEDO*	W	55-50
J21	MOREHEAD STATE	W	87-71
J28	at W. Michigan* (OT)	W	78-76
J30	at Kent State*	W	89-85
F4	at Toledo*	L	68-95
F8	MIAMI*	W	91-75
F11	KENT STATE* (OT)	W	102-92
F13	ST. FRANCIS (Pa.)	W	83-60
F15	at Louisville	L	84-117
F18	BOWLING GREEN*	W	74-72
F23	at Miami*	L	79-101
M14	vs. Louisville+	L	70-76

^Canton Intercollegiate Tournament (Canton, Ohio); +NCAA Midwest Regional (Louisville, Ky.)

1961-62 (13-10, 8-4 MAC)

Coach: Jim Snyder

Captains: Dave Katz, Bill Whaley, Loren Wilcox

D2	at Canisius	L	59-72
D5	at Marshall*	W	68-57
D7	at Morehead State	W	60-56
D11	ST. FRANCIS (Pa.)	W	80-79
D14	at Wichita State	L	55-58
D16	at Nebraska	L	64-81
D18	at Loyola-Chicago	L	69-77
J6	BOWLING GREEN*	L	62-64
J8	W. MICHIGAN*	W	82-81
J13	at Toledo*	L	67-75
J17	at Miami*	W	78-75
J20	at Kent State*	W	83-66
J23	MUSKINGUM	W	83-68
J30	LOYOLA-CHICAGO	L	75-93
F3	at Youngstown State	W	63-58
F7	MOREHEAD STATE	W	87-73
F10	KENT STATE*	W	79-70
F13	MARSHALL*	L	72-77
F17	at Bowling Green*	L	58-83
F21	MIAMI*	W	83-71
F24	TOLEDO*	W	83-72
F28	LOUISVILLE	L	86-95
M3	at W. Michigan*	W	91-85

1962-63 (13-11, 8-4 MAC)

Coach: Jim Snyder

Captain: Stacy Bunton

D4	LOUISVILLE	L	54-58
D8	at #9 St. Bonaventure	L	60-75
D12	at Marshall*	W	72-71
D15	at Iowa	W	62-54
D17	at Creighton	L	55-57
D20	at Muskingum	W	72-57
D29	at #1 Cincinnati	L	43-73
J2	OHIO WESLEYAN	W	83-51
J5	at Bowling Green*	W	61-56
J8	at Morehead State	W	76-67
J12	TOLEDO*	W	48-47
J15	at Miami*	L	47-56
J19	at W. Michigan*	L	77-87
J21	#2 LOYOLA-CHICAGO	L	72-80
J26	KENT STATE*	W	61-49
F2	at Toledo*	L	42-55
F6	MIAMI*	W	71-67
F9	BOWLING GREEN*	L	62-66
F13	MARSHALL*	W	93-73
F16	W. MICHIGAN*	W	90-64
F20	MOREHEAD STATE	W	81-54
F23	at Kent State*	W	64-62
F27	at #5 Loyola-Chicago	L	94-114
M2	at Louisville	L	49-73

1963-64 (21-6, 10-2 MAC)

MAC Champions

NCAA Elite Eight

Coach: Jim Snyder

D2	DENISON	W	73-39
D4	MOREHEAD STATE	W	104-84
D7	at Wisconsin	W	77-76
D9	S. ILLINOIS	W	76-69
D14	at Marshall*	W	85-69
D17	at St. John's	W	58-54
D18	at Army	L	45-58
D30	at Louisville	L	61-69
J4	BOWLING GREEN*	W	88-79
J7	at W. Michigan*	L	93-95
J11	at Toledo*	W	70-65
J15	MIAMI*	W	67-57
J18	at St. Francis (Pa.)	W	85-77
J20	MUSKINGUM	W	76-58
J25	W. MICHIGAN*	W	95-68
F1	at Kent State*	W	76-73
F5	MARSHALL*	W	98-82
F8	at Bowling Green* (OT)	L	69-76
F19	at Miami*	W	63-60
F22	KENT STATE*	W	65-44
F25	at Morehead State	W	85-67
F29	LOUISVILLE	W	88-79
M3	at Loyola-Chicago	L	87-103
M7	TOLEDO* (OT)	W	82-76
M10	vs. Louisville^ (OT)	W	71-69
M13	vs. #4 Kentucky+	W	85-69
M14	vs. #2 Michigan+	L	57-69

^NCAA First Round (Evanston, Ill.); +NCAA
Midwest Regional (Minneapolis, Minn.)

1964-65 (19-7, 11-1 MAC)

MAC Champions

NCAA First Round

Coach: Jim Snyder

D1	at Indiana	L	70-81
D5	N. ILLINOIS	W	93-86
D12	at Marshall*	W	106-81
D15	W.VA. WESLEYAN	W	91-73
D21	at Purdue	L	73-79
D23	at Northwestern	W	88-67
D28	vs. Duquesne^	W	73-50
D29	vs. Davidson^	L	63-81
J2	at Bowling Green*	W	84-69
J6	at W. Michigan*	W	91-70
J9	TOLEDO*	W	86-68
J13	at Miami*	L	48-58
J18	FLORIDA SOUTHERN	W	106-69
J23	W. MICHIGAN*	W	89-76
J30	at Kent State*	W	72-70
F3	SAN FRANCISCO ST.	W	95-75
F6	BOWLING GREEN*	W	77-60
F10	MARSHALL*	W	103-85
F13	at Notre Dame	L	86-94
F17	MIAMI*	W	65-55
F20	at S. Illinois	L	59-79
F22	LOYOLA-CHICAGO	W	84-76
F27	KENT STATE*	W	95-75
M6	at Toledo*	W	87-61
M8	vs. Miami#	W	76-71
M9	vs. Dayton+	L	65-66

^Charlotte Invitational (Charlotte, N.C.); #MAC
Playoff (Dayton, Ohio); +NCAA Midwest Regional
(Bowling Green, Ky.)

1965-66 (13-10, 6-6 MAC)

Coach: Jim Snyder

D1	DePAUL	W	93-71
D4	at Northwestern	L	60-62
D6	N. ILLINOIS	W	102-64
D11	at Loyola-Chicago	L	78-96
D13	at Purdue	W	74-73
D15	SAN FRANCISCO ST.	W	102-62
D18	at Miami (Fla.)	L	100-105
D21	at Davidson	L	63-96
D30	BROWN	W	90-52
J5	at W. Michigan*	L	80-86
J12	MIAMI*	L	56-68
J15	at Marshall*	L	68-79
J17	SEATTLE	W	84-73
J22	W. MICHIGAN*	W	96-86
J29	at Kent State*	W	67-65
F1	at Muskingum	W	70-59
F5	BOWLING GREEN* (2OT)	W	95-87
F9	at Miami*	L	55-70
F12	at Toledo*	L	54-67
F19	KENT STATE*	W	88-75
F22	MARSHALL*	W	92-78
F26	at Bowling Green*	L	78-90
M2	TOLEDO*	W	77-69

1966-67 (8-15, 4-8 MAC)

Coach: Jim Snyder

D1	OHIO WESLEYAN	W	86-55
D3	at Northwestern	L	67-93
D5	PURDUE	L	71-74
D7	at Indiana (OT)	W	91-90
D10	at Marshall*	L	68-70
D17	at Minnesota	L	67-71
D19	at N. Illinois	W	84-76
D22	at Michigan	L	80-86
J3	at MacMurray	W	122-70
J7	at W. Michigan* (OT)	L	70-72
J11	MARSHALL*	W	94-93
J18	at Miami*	L	56-68
J21	OTTERBEIN	L	68-75
J28	at Kent State*	W	55-53
F1	W. MICHIGAN*	W	69-65
F4	at Bowling Green*	L	79-82
F8	at Virginia Tech	L	47-87
F11	TOLEDO*	L	80-84
F15	MIAMI*	L	56-80
F18	KENT STATE*	W	76-71
F21	LOYOLA-CHICAGO	L	70-73
F25	BOWLING GREEN*	L	76-77
M1	at Toledo*	L	90-93

1967-68 (7-16, 3-9 MAC)

Coach: Jim Snyder

D2	NORTHWESTERN	W	71-70
D5	OTTERBEIN	W	81-59
D9	at Indiana	L	63-80
D11	at #7 Purdue	L	66-78
D15	at Seattle	L	68-76
D19	at Portland	W	67-65
D20	at Idaho	L	64-78
D22	at Minnesota	L	63-73
J2	VIRGINIA TECH	L	65-74
J6	W. MICHIGAN*	L	84-86
J13	at Marshall*	L	69-94
J17	at W. Michigan*	L	79-83
J20	at Toledo*	L	66-74
J24	MARSHALL*	L	73-82
J27	at Kent State*	L	56-68
J30	at Loyola-Chicago	L	68-109
F3	at Miami*	L	82-84
F7	BOWLING GREEN*	L	68-78
F10	KENT STATE*	W	67-62
F12	N. ILLINOIS	W	85-76
F17	MIAMI*	W	70-68
F24	TOLEDO*	W	74-72
M2	at Bowling Green*	L	63-84

1968-69 (17-9, 9-3 MAC)

Postseason NIT

Coach: Jim Snyder

Captains: John Canine, Dave Groff

N30	at #12 Ohio State	L	77-85
D3	INDIANA	W	80-70
D7	OHIO WESLEYAN	W	101-55
D14	at #13 Purdue	L	89-100
D17	at Illinois	L	82-95
D19	at Northwestern	L	80-89
D27	vs. Wisconsin^	L	68-74
D28	vs. Army^	W	68-60
D31	MacMURRAY	W	95-75
J4	at Kent State*	W	70-69
J7	W.VA. WESLEYAN	W	111-51
J11	BOWLING GREEN*	L	74-75
J15	at Miami*	L	53-67
J18	at Toledo* (OT)	W	92-86
J25	KENT STATE* (OT)	W	75-72
J29	W. MICHIGAN*	W	78-68
F1	at Marshall*	W	110-94
F5	TOLEDO* (OT)	W	98-95
F8	at W. Michigan*	L	89-97
F15	MIAMI*	W	60-59
F17	LOYOLA-CHICAGO	W	103-92
F22	MARSHALL*	W	86-80
F24	N. ILLINOIS	W	87-86
M1	at Bowling Green* (OT)	W	95-88
M14	vs. West Texas State+	W	82-80
M17	vs. Tennessee+	L	64-75

^Milwaukee Classic (Milwaukee, Wisc.);
+Postseason NIT (New York, N.Y.)

1969-70 (20-5, 9-1 MAC)

MAC Champions

NCAA First Round

Coach: Jim Snyder

Captains: John Canine, Dave Groff

D1	at Northwestern	W	90-79
D6	#13 PURDUE	W	80-79
D13	at #16 Ohio State	W	82-80
D15	at Indiana	W	89-83
D17	at N. Illinois	W	84-72
D20	BALL STATE	W	92-81

D26	FRESNO STATE	W	92-80
D29	vs. Texas^	L	65-73
D30	at Miami^ (Fla.)	W	99-74
J3	KENT STATE*	W	78-52
J10	at Bowling Green*	L	65-85
J14	MIAMI*	W	81-61
J17	TOLEDO*	W	88-79
J24	at Kent State*	W	77-68
J28	at W. Michigan*	W	91-81
J31	at Wisconsin	L	69-72
F4	at Toledo*	W	80-67
F7	W. MICHIGAN*	W	107-68
F11	at Marshall	L	88-93
F14	at Miami*	W	58-57
F18	MARSHALL	W	100-86
F21	VA. COMMONWEALTH	W	95-75
F25	LOYOLA-CHICAGO	W	93-70
F28	BOWLING GREEN*	W	77-76
M7	vs. #15 Notre Dame+	L	82-112

^Hurricane Classic (Miami, Fla.); +NCAA Midwest
Regional (Dayton, Ohio)

1970-71 (17-7, 6-4 MAC)

Coach: Jim Snyder

Captain: Craig Love

D1	W.VA. WESLEYAN	W	81-61
D5	NORTHWESTERN	W	77-61
D12	at Missouri (2OT)	L	83-91
D15	WISCONSIN	W	81-80
D18	at #13 Indiana	L	88-97
D29	vs. Rollins^	W	81-70
D30	vs. Seton Hall^	W	84-82
J2	ILLINOIS STATE	W	97-73
J9	BOWLING GREEN*	W	100-79
J13	at Kent State*	L	68-78
J16	at Toledo*	L	62-53
J23	at Miami*	L	70-75
J26	CINCINNATI	W	92-83
J30	KENT STATE*	W	86-76
F3	MARSHALL	W	87-80
F6	at W. Michigan*	L	79-80
F8	at Loyola-Chicago	W	77-72
F13	MIAMI*	L	73-74
F16	at Marshall	W	



2013-14 MEN'S BASKETBALL

Year-By-Year Results

D21	at Ohio State	L	80-112
D29	vs. S. Illinois [^] (OT)	W	78-77
D30	vs. Cornell [^]	W	100-66
J3	VALPARAISO	W	86-68
J6	at Toledo*	L	55-72
J9	MARIETTA	W	87-31
J13	MIAMI* (OT)	L	79-80
J16	at E. Michigan*	W	89-73
J20	at W. Michigan*	L	67-68
J27	at Bowling Green*	W	86-68
J31	KENT STATE*	W	74-64
F3	TOLEDO*	W	62-61
F6	at Ball State	W	81-75
F10	at Miami*	L	65-69
F14	CINCINNATI	L	78-79
F17	W. MICHIGAN*	W	101-80
F20	WISCONSIN	L	68-82
F24	BOWLING GREEN*	W	102-57
F27	CLEVELAND STATE	W	98-76
M3	at Kent State*	L	71-75

[^]Razorback Invitational (Little Rock, Ark.)

1973-74 (16-11, 11-3)

MAC Champions

NCAA First Round

Captain: Jim Snyder

Captains: Bill Brown, George Green

D1	NORTHWESTERN	L	81-83
D5	MARIETTA	W	80-53
D8	E. MICHIGAN*	W	73-54
D18	at Utah	L	68-71
D21	at #1 UCLA	L	63-110
D22	at #16 S. California	L	68-80
D29	at Ohio State	W	84-79
J2	BALL STATE*	W	99-88
J5	at Kent State*	W	81-75
J7	LOYOLA-CHICAGO	W	76-65
J9	at Wisconsin	L	68-69
J12	TOLEDO*	W	82-72
J16	at Miami*	W	73-71
J19	W. MICHIGAN*	W	97-55
J23	at Cleveland State	W	102-78
J26	at C. Michigan*	L	83-84
J30	BOWLING GREEN*	L	66-74
F2	KENT STATE*	W	95-65
F5	at Cincinnati	L	80-82
F9	at Toledo*	L	79-80
F13	MIAMI*	W	85-70
F16	at W. Michigan*	W	78-76
F18	at Fairfield	L	80-91
F23	C. MICHIGAN* (OT)	W	79-78
F26	at Penn State	W	78-69
M2	at Bowling Green*	W	71-70
M9	vs. #3 Marquette+	L	59-85

+NCAA Midwest Regional (Terre Haute, Ind.)

1974-75 (12-14, 4-10 MAC)

Captain: Dale Bandy

N30	at Wisconsin	L	62-71
D3	CLEVELAND STATE	W	85-71
D7	at Northwestern	L	68-71
D14	at Ohio State	L	87-96
D21	at Florida State	L	60-67
D23	at South Florida	W	73-63
D28	SAN FRANCISCO ST.	W	75-59
D30	at Loyola-Chicago	W	75-63
J4	KENT STATE*	W	68-53
J7	MISSOURI	W	78-65
J11	at Toledo*	L	56-80
J15	MIAMI* (2OT)	W	92-90
J18	at W. Michigan*	L	66-71
J22	at E. Michigan*	L	71-73
J25	C. MICHIGAN*	W	75-68
J29	at Bowling Green*	W	75-69
F1	at Kent State*	L	69-74
F8	TOLEDO*	L	74-82
F11	at Ball State*	W	82-74
F15	W. MICHIGAN*	L	72-76
F17	FAIRFIELD	W	80-61
F22	at C. Michigan*	L	88-117
F26	BOWLING GREEN*	L	66-73
M1	E. MICHIGAN*	L	57-62
M4	PENN STATE	W	79-71
M8	at Miami*	L	80-81

1975-76 (11-15, 7-9 MAC)

Captain: Dale Bandy

N28	vs. Massachusetts [^]	L	82-95
N29	vs. Fairfield [^]	L	76-78
D3	MARIETTA	W	59-56
D6	at Northwestern	L	62-86
D13	at Pittsburgh	L	71-72
D20	CLEVELAND STATE	W	100-69

D30	OTTERBEIN	W	76-67
J3	C. MICHIGAN*	W	86-74
J10	BOWLING GREEN*	W	62-56
J14	MARSHALL	W	74-60
J17	at Ball State*	W	75-74
J21	E. MICHIGAN*	W	74-66
J24	at Miami*	L	63-86
J28	TOLEDO*	L	75-79
J31	at W. Michigan*	L	59-75
F2	LOYOLA-CHICAGO (OT)	L	82-86
F4	at Virginia Tech	L	66-86
F7	N. ILLINOIS*	W	90-79
F11	KENT STATE*	L	67-70
F14	at Bowling Green*	L	60-67
F18	at Kent State*	L	75-105
F21	BALL STATE*	W	90-63
F25	at E. Michigan*	W	78-75
F28	MIAMI*	L	75-76
M3	at Toledo*	L	72-87
M6	at C. Michigan*	L	99-114

[^]Hall of Fame Tournament (Springfield, Mass.)

1976-77 (9-17, 4-12 MAC)

Captain: Dale Bandy

Captain: Cliff Sawyer

D1	PITTSBURGH	W	72-62
D4	NORTHWESTERN	L	71-73
D11	MARIETTA	W	85-72
D18	at Cleveland State (OT)	W	93-83
D22	E. MICHIGAN*	W	91-81
D27	at Oklahoma City [^]	L	73-97
D29	vs. St. Joseph's [^] (PA)	L	62-67
D30	vs. Tulane [^]	W	93-67
J5	at Toledo*	L	66-82
J8	N. ILLINOIS*	L	65-81
J12	at Marshall	L	71-79
J15	at Kent State*	L	74-77
J19	BALL STATE*	L	63-66
J22	at Miami*	L	78-84
J26	W. MICHIGAN*	W	80-74
F2	at Ball State*	L	64-65
F5	at Bowling Green* (OT)	W	69-68
F7	at Loyola-Chicago	L	73-74
F9	TOLEDO* (2OT)	L	74-75
F12	at N. Illinois*	L	70-77
F16	VIRGINIA TECH	W	82-77
F19	KENT STATE*	W	81-80
F26	MIAMI*	L	62-83
M2	at W. Michigan*	L	63-75
M5	at E. Michigan*	L	75-80
M7	C. MICHIGAN*	L	64-76

[^]All-College Tournament (Oklahoma City, Okla.)

1977-78 (13-14, 6-10 MAC)

Captain: Dale Bandy

N25	vs. Rhode Island [^]	L	69-81
N26	vs. TCU [^]	W	78-64
D1	CLEVELAND STATE	W	79-66
D5	YOUNGSTOWN STATE	W	67-64
D7	MARIETTA	W	73-69
D10	N. ILLINOIS*	L	76-80
D16	vs. Grambling-	W	60-53
D17	vs. Louisiana-Lafayette-	L	81-98
D20	at Southern Methodist	L	77-83
J4	at Kent State*	W	73-59
J7	BALL STATE*	W	75-71
J11	MARSHALL	W	68-56
J14	at Miami*	L	77-90
J18	W. MICHIGAN*	L	59-73
J25	at C. Michigan*	L	71-77
F1	LOYOLA-CHICAGO (OT)	W	86-80
F4	at Toledo*	W	72-71
F6	at Bowling Green*	L	66-68
F8	KENT STATE*	W	68-54
F11	at Ball State*	L	77-82
F15	at Virginia Tech	L	83-105
F18	MIAMI*	L	66-70
F20	E. MICHIGAN*	W	66-62
F22	at W. Michigan*	L	82-88
F25	BOWLING GREEN*	L	76-90
M1	C. MICHIGAN*	W	105-94
M4	at N. Illinois*	L	70-76

[^]IPTAY Invitational (Clemson, S.C.); -Cajun Classic (Lafayette, La.)

1978-79 (16-11, 10-6 MAC)

Captain: Dale Bandy

Captains: Tim Joyce, Steve Skaggs

N30	at Florida	L	61-96
D2	at Stetson	W	98-95
D6	MARIETTA	W	92-71
D9	BALL STATE*	L	69-70
D16	at Youngstown State	W	86-71

D18	at Cleveland State	W	76-74
D29	at W. Virginia [^]	W	78-76
D30	vs. Duquesne [^]	L	74-85
J6	W. MICHIGAN*	W	101-82
J10	at Miami*	W	74-68
J13	E. MICHIGAN*	W	76-64
J17	at C. Michigan*	L	70-71
J20	BOWLING GREEN* (OT)	L	77-79
J22	ST. BONAVENTURE (OT)	L	81-84
J24	at Toledo*	L	67-79
J27	N. ILLINOIS*	W	94-78
J31	at Marshall	L	81-94
F3	at Kent State* (OT)	W	85-84
F7	MIAMI*	W	75-60
F10	at W. Michigan*	W	82-70
F12	at Loyola-Chicago	L	75-104
F17	at E. Michigan*	W	86-82
F21	C. MICHIGAN*	L	62-80
F24	at Bowling Green*	W	80-71
F26	ROBERT MORRIS (OT)	W	75-74
F28	TOLEDO*	L	70-75
M3	at Ball State*	W	81-74

[^]West Virginia Classic (Morgantown, W.Va.)

1979-80 (8-18, 5-11 MAC)

Captain: Dale Bandy

Captain: Bill Littlefield

D1	at #4 Ohio State	L	51-78
D3	at St. Bonaventure	L	64-77
D5	CANISIUS (OT)	W	87-82
D8	W. MICHIGAN*	L	69-78
D10	at Marshall	L	61-76
D15	W. VIRGINIA	W	69-61
D22	YOUNGSTOWN STATE	L	68-72
D28	at Connecticut [^]	L	76-95
D29	vs. Cal. St. Fullerton [^]	L	49-71
J5	C. MICHIGAN*	L	50-83
J7	CLEVELAND STATE	W	76-75
J9	TOLEDO*	L	62-69
J12	BOWLING GREEN*	L	50-72
J16	at E. Michigan*	L	65-67
J19	N. ILLINOIS*	L	65-69
J23	at Kent State*	L	76-85
J26	BALL STATE*	W	75-74
J28	VIRGINIA TECH	L	62-78
J30	KENT STATE*	W	67-57
F2	at Miami*	L	67-71
F6	at Toledo*	L	62-75
F9	C. MICHIGAN* (OT)	W	67-66
F13	at W. Michigan*	W	56-50
F16	at Bowling Green*	L	82-91
F20	E. MICHIGAN*	W	61-60
F23	at N. Illinois*	L	55-74

[^]Connecticut Classic (Hartford, Conn.)

1980-81 (7-20, 6-10 MAC)

Captain: Danny Nee

Captains: Kirk Lehman, Jim Zalenka

N29	E. CAROLINA	L	65-70
D6	at Cleveland State	L	57-83
D10	at W. Virginia	L	61-69
D13	at Youngstown State	L	85-93
D20	at Canisius	L	47-59
D22	MARSHALL	L	59-65
D26	vs. #18 Illinois [^]	L	54-84
D27	vs. Bradley [^]	L	56-84
D29	CHARLESTON (W.Va.)	L	42-49
J7	at N. Illinois	L	44-60
J10	at C. Michigan*	L	58-64
J14	BOWLING GREEN*	W	78-63
J17	at E. Michigan*	L	57-62
J21	TOLEDO*	L	73-86
J24	at Kent State*	L	69-82
J26	UNC WILMINGTON	W	86-81
J28	BALL STATE*	W	75-68
J31	at Miami*	L	73-82
F4	W. MICHIGAN*	W	79-74
F7	C. MICHIGAN*	W	70-68
F11	at Bowling Green*	L	45-79
F14	E. MICHIGAN*	L	58-68
F18	at Toledo*	L	67-95
F21	KENT STATE*	W	89-84
F25	at Ball State*	L	63-76
F28	MIAMI*	W	78-72
M3	at Ball State#	L	70-85

[^]Fighting Illini Basketball Classic (Champaign, Ill.); #Mid-American Conference Tournament

1981-82 (13-14, 12-6 MAC)

Captain: Danny Nee

N28	at E. Carolina	L	54-72
N30	at UNC Wilmington	W	66-62

D2	at Marquette	L	45-49
D4	GREEN BAY	W	68-57
D5	ILLINOIS-CHICAGO	L	55-63
D19	at Maryland	L	64-90
J2	CAPITAL	W	70-41
J6	BOWLING GREEN* (OT)	L	65-68
J9	at E. Michigan*	L	57-62
J13	TOLEDO*	W	69-67
J16	at N. Illinois* (OT)	W	69-67
J18	LOYOLA (Md.)	W	77-63
J20	BALL STATE*	W	68-67
J23	at Miami*	W	64-62
J25	RADFORD	W	70-54
J27	W. MICHIGAN*	L	47-49
J30	at Kent State*	L	67-83
F3	at C. Michigan*	W	72-67
F6	E. MICHIGAN*	W	72-54
F10	at Toledo*	L	64-74
F13	N. ILLINOIS*	L	68-70
F15	at DePaul	L	61-83
F17	at Ball State*	L	49-59
F20	MIAMI*	W	78-74
F24	at W. Michigan*	L	53-60
F27	KENT STATE*	W	71-59
M2	at N. Illinois# (OT)	L	68-70

#Mid-American Conference Tournament

1982-83 (23-9, 12-6 MAC)

MAC Tournament Champions

NCAA Second Round

Captain: Danny Nee

Captains: John Devereaux, Jeff Thomas

N26	vs. St. Mary's (CA) [^]	W	57-54
N27	vs. #19 St. John's [^]	L	52-62
D2	MARIETTA	W	90-68
D10	at Providence-	W	48-47
D11	vs. Rhode Island- (OT)	W	67-65
D15	at Niagara (OT)	L	69-71
D29	BROOKLYN	W	58-43
J5	TOLEDO*	W	71-52
J8	at N. Illinois*	W	62-57
J12	KENT STATE*	W	68-63
J15	at Miami*	L	



2013-14 MEN'S BASKETBALL

Year-By-Year Results

Table with 4 columns: Opponent, Result, Score, and Date. Includes games against E. Michigan, Toledo, Illinois, Kent State, and Bowling Green.

#Mid-American Conference Tournament (Rockford, Ill.)

1984-85 (22-8, 14-4 MAC) MAC Regular Season Champions MAC Tournament Champions NCAA First Round Coach: Danny Nee

Table of game results for the 1984-85 season, including opponents like St. Francis, Indiana, Wichita State, Illinois-Chicago, Ohio Wesleyan, Heidelberg, Marshall, San Jose State, Kentucky, Miami, Michigan, Bowling Green, Toledo, Illinois, Kent State, Ball State, W. Michigan, C. Michigan, and various other teams.

^McDonald's Classic (Wichita, Kan.); -Utah Basketball Classic (Salt Lake City, Utah); #Mid-American Conference Tournament (Toledo, Ohio); +NCAA Midwest Regional (South Bend, Ind.)

1985-86 (22-8, 14-4 MAC) Postseason NIT Coach: Danny Nee

Table of game results for the 1985-86 season, including opponents like Capital, Marshall, Navy, La Salle, Hofstra, Wagner, N. Carolina, St. Francis, Marietta, Illinois, Michigan, Kent State, Bowling Green, Ball State, E. Michigan, Miami, Toledo, W. Michigan, C. Michigan, F5, F8, F12, F15, F19, F22, F26, M1, M7, M8, and Ohio State.

^Carrier Classic (Syracuse, N.Y.); #1986 Mid-American Conference Tournament (Rockford, Ill.); +Postseason NIT

1986-87 (14-14, 7-9 MAC) Coach: Billy Hahn

Table of game results for the 1986-87 season, including opponents like Tri-State, Akron, Robert Morris, Ohio State, Hofstra, and Marshall.

Table of game results for the 1987-88 season, including opponents like Bowling Green, Youngstown State, UNLV, Duquesne, Wagner, E. Michigan, Toledo, Anderson, Kent State, Ball State, Miami, W. Michigan, C. Michigan, J31, Toledo (OT), F4, F11, F14, F18, F21, F25, F28, and Bowling Green#.

^Rebel Round-Up (Las Vegas, Nev.); #Mid-American Conference Tournament (Toledo, Ohio)

1987-88 (16-14, 9-7 MAC) Coach: Billy Hahn

Table of game results for the 1987-88 season, including opponents like Ohio Wesleyan, Morehead State, Robert Morris, Marshall, Akron, Boston University, Youngstown State, Vanderbilt, Tennessee, UNC Wilmington, Bluffton, Toledo, Kent State, Miami, W. Michigan, Bowling Green, C. Michigan, F3, F10, F13, F17, F20, F24, F27, M2, M5, M8, M11, and M12.

#Mid-American Conference Tournament First Round; + Mid-American Conference Tournament (Toledo, Ohio)

1988-89 (12-17, 6-10 MAC) Coach: Billy Hahn

Table of game results for the 1988-89 season, including opponents like Capital, UNC Wilmington, Boston Univ., Morehead State, Marshall, Drexel, Missouri, Youngstown State, E. Kentucky, Kent State, Ball State, Miami, W. Michigan, J18, J21, J25, J28, J31, F4, F8, F11, F15, F18, F22, F25, F27, M4, M10, and M10 vs. #19 Ball State+.

^Walsworth Show-Me Classic (Columbia,

Mo.); -due to ineligible player; #Mid-American Conference Tournament First Round; + Mid-American Conference Tournament (Toledo, Ohio)

1989-90 (12-16, 5-11 MAC) Coach: Larry Hunter

Table of game results for the 1989-90 season, including opponents like Rider, Kentucky, Iowa, Bradley, Marshall, Akron, E. Kentucky, Youngstown State, Charleston, Washington St., Fordham, Miami, W. Michigan, Toledo, C. Michigan, Bowling Green, E. Michigan, Kent State, Ball State, W. Michigan, Toledo, C. Michigan, Bowling Green, F17, F24, F28, M3, and M9.

^Amana Hawkeye Classic (Iowa City, Iowa); *Volunteer Classic (Knoxville, Tenn.); #Mid-American Conference Tournament (Detroit, Mich.)

1990-91 (16-12, 9-7 MAC) Coach: Larry Hunter

Table of game results for the 1990-91 season, including opponents like Evansville, Rider, Auburn, Mercer, Marshall, Charleston, Youngstown State, Colorado State, N. Texas, #5 Indiana, Wright State, C. Michigan, Bowling Green, E. Michigan, Toledo, Kent State, Marshall, Kent State, Ball State, Miami, W. Michigan, F6, F9, F13, F16, F20, F23, F27, and M8.

^Hoosier Classic (Indianapolis, Ind.); #Mid-American Conference Tournament (Detroit, Mich.)

1991-92 (18-10, 10-6 MAC) Coach: Larry Hunter

Table of game results for the 1991-92 season, including opponents like Youngstown State, Ohio State, Charleston, Robert Morris, Marshall, Colorado State, Rollins, vs. #17 Kentucky, vs. Appalachian St., at Wyoming (OT), at Wright State, at Bowling Green, E. Michigan, at Toledo, Kent State, at Ball State, Miami (3OT), J29, and F5.

Table of game results for the 1992-93 season, including opponents like E. Michigan, Toledo, Kent State, Ball State, Miami, W. Michigan, C. Michigan, Bowling Green, and Bowling Green#.

^US Bank Arena (Cincinnati, Ohio); -Cowboy Classic (Casper, Wyo.); # Mid-American Conference Tournament (Detroit, Mich.)

1992-93 (14-13, 11-7 MAC) Coach: Larry Hunter

Table of game results for the 1992-93 season, including opponents like Ohio State, Robert Morris, Kansas State, Marshall, Charleston, Wright State, St. Mary's, Stanford, Toledo, Kent State, Ball State, Miami, W. Michigan, Akron, C. Michigan, Bowling Green, E. Michigan, Kent State, Miami, W. Michigan, Akron, C. Michigan, Bowling Green, E. Michigan, M6, and M11.

^Stanford Tournament (Palo Alto, Calif.); #Mid-American Conference Tournament (Columbus, Ohio)

1993-94 (25-8, 14-4 MAC) MAC Regular Season Champions MAC Tournament Champions NCAA First Round Coach: Larry Hunter

Table of game results for the 1993-94 season, including opponents like Ohio Dominican, Nebraska, Navy, Robert Morris, Duquesne, Virginia, Youngstown State, Wright State, Chaminade, vs. #14 Connecticut, vs. La Salle, at Ball State, Miami, at W. Michigan, Akron, C. Michigan, at Bowling Green, E. Michigan, at Toledo, Kent State, at Miami, W. Michigan, at Akron, at C. Michigan, Bowling Green, at E. Michigan, Toledo, M2, M5, M8, M11, M12, and M18.

^Ameritas Classic (Lincoln, Neb.); -Big Island Invitational (Hilo, Hawaii); #Mid-American Conference Tournament First Round; +Mid-American Conference Tournament (Columbus, Ohio); NCAA Midwest Regional (Landover, Md.)



Year-By-Year Results

2013-14 MEN'S BASKETBALL

1994-95 (24-10, 13-5 MAC)

Preseason NIT Champions

Postseason NIT

Coach: Larry Hunter

N16	at Ohio State^	W	74-67
N19	at #14 Virginia^	W	94-83
N23	vs. G. Washington*	W	82-76
N25	vs. New Mexico St.*	W	84-80
N30	at #3 Kentucky	L	74-79
D2	vs. UC Irvine>	W	81-72
D3	at Iowa>	L	75-91
D7	OHIO DOMINICAN	W	87-57
D13	WRIGHT STATE	W	90-56
D17	at Xavier	L	71-90
D20	W. VIRGINIA	W	84-70
D30	DUQUESNE	W	71-58
J4	BALL STATE*	W	65-59
J7	at Miami*	L	55-64
J11	KENT STATE*	W	85-62
J14	BOWLING GREEN*	W	70-60
J18	at Toledo*	W	73-72
J21	AKRON*	W	81-61
J24	at W. Michigan*	W	80-68
J28	C. MICHIGAN*	W	96-59
F1	at E. Michigan*	L	79-85
F4	MIAMI*	L	69-80
F8	at Kent State*	W	75-64
F12	at Bowling Green*	L	68-79
F15	TOLEDO*	W	89-62
F18	at Akron*	W	75-58
F22	W. MICHIGAN*	W	91-77
F25	at C. Michigan*	W	78-53
M1	E. MICHIGAN*	W	75-60
M4	at Ball State*	L	85-96
M7	W. MICHIGAN#	W	72-56
M10	vs. E. Michigan+	L	72-78
M16	G. WASHINGTON!	W	83-71
M21	at Iowa!	L	62-66

^Preseason NIT; *Preseason NIT Finals (New York, N.Y.); >Iowa Hawkeye Classic (Iowa City, Iowa); #Mid-American Conference Tournament First Round; +Mid-American Conference Tournament (Toledo, Ohio); !Postseason NIT

1995-96 (16-14, 11-7 MAC)

Coach: Larry Hunter

N22	vs. #10 Iowa^	L	51-78
N23	vs. TCU^	W	86-68
N24	vs. Old Dominion^ (2OT)	W	90-89
D6	ILLINOIS STATE	L	65-66
D9	XAVIER	W	103-72
D12	at Wright State	L	77-88
D16	at W. Virginia	L	69-94
D20	RIO GRANDE	W	97-74
D23	at Duquesne	L	80-93
D29	vs. Princeton*	L	60-65
D30	vs. Coppin State*	W	94-92
J3	at Ball State*	L	54-57
J6	MIAMI*	W	65-56
J10	at Kent State*	L	68-69
J13	at Bowling Green*	L	69-84
J17	TOLEDO*	W	70-57
J20	at Akron*	W	81-60
J24	W. MICHIGAN*	L	59-66
J27	at C. Michigan*	W	72-65
J31	#23 E. MICHIGAN*	W	82-73
F3	at Miami*	L	61-76
F7	KENT STATE*	W	69-61
F10	BOWLING GREEN*	W	83-67
F14	at Toledo*	W	72-60
F17	AKRON*	W	73-59
F21	at W. Michigan*	L	51-54
F24	C. MICHIGAN*	W	76-73
F28	at E. Michigan*	L	77-81
M2	BALL STATE*	W	87-67
M5	BALL STATE#	L	80-86

^Great Alaska Shootout (Anchorage, Alaska); *Pepsi/Oneida Casino Classic (Green Bay, Wisc.); #Mid-American Conference Tournament First Round

1996-97 (17-10, 12-6 MAC)

Coach: Larry Hunter

N27	WILMINGTON	W	62-48
N30	at W. Virginia	L	68-83
D17	at Illinois State	L	69-81
D12	at Cal. St. Northridge	W	80-73
D14	at #23 UCLA	L	61-72
D18	WRIGHT STATE	W	74-59
D21	RADFORD	W	83-65
D28	DUQUESNE	W	85-67
J4	W. MICHIGAN*	L	63-64
J9	at Ball State*	L	76-86
J11	AKRON*	W	67-64

J13	at Kent State*	W	72-60
J18	at Miami*	L	63-78
J22	TOLEDO*	W	82-78
J25	C. MICHIGAN*	W	83-68
J29	at Bowling Green*	L	59-72
F1	BALL STATE*	W	79-58
F3	E. MICHIGAN*	W	71-70
F5	at Akron*	W	71-67
F8	KENT STATE*	W	79-59
F12	at E. Michigan*	W	71-62
F15	MIAMI*	W	67-65
F17	at Toledo*	L	69-80
F22	at C. Michigan*	W	100-82
F26	BOWLING GREEN* (OT)	W	89-87
M1	at W. Michigan*	L	73-82
M4	W. MICHIGAN#	L	68-74

#Mid-American Conference Tournament First Round

1997-98 (5-21, 3-15 MAC)

Coach: Larry Hunter

N29	at Wright State (OT)	W	57-56
D2	at Radford (OT)	L	63-72
D5	vs. St. Bonaventure^	L	46-59
D6	vs. Montana State^	L	66-82
D10	at Kent State*	L	52-63
D13	at W. Virginia	L	63-89
D17	CAL. ST. NORTHRIDGE	W	79-77
D20	AKRON*	L	55-69
D23	at #22 Rhode Island	L	72-85
D30	#6 KENTUCKY	L	58-95
J3	at E. Michigan*	L	64-85
J5	at Toledo*	L	46-57
J8	BALL STATE*	L	69-75
J10	N. ILLINOIS*	W	73-57
J17	at Marshall*	L	73-78
J21	BOWLING GREEN*	L	58-71
J24	at Miami*	L	58-73
J29	at N. Illinois*	L	47-85
J31	at Ball State*	L	57-106
F5	C. MICHIGAN* (2OT)	W	122-121
F7	W. MICHIGAN*	L	68-86
F14	MARSHALL*	L	63-72
F18	MIAMI*	L	53-85
F21	at Bowling Green*	L	60-69
F23	at Akron*	L	65-86
F25	KENT STATE*	W	76-61

^Marquette Tournament (Milwaukee, Wisc.)

1998-99 (18-10, 12-6 MAC)

Coach: Larry Hunter

N28	WILMINGTON	W	107-56
D2	BOWLING GREEN*	W	64-57
D4	at #11 Syracuse^	W	61-55
D5	vs. Illinois-Chicago^	W	78-69
D8	at Cleveland State	L	61-64
D12	RHODE ISLAND	L	73-85
D15	at N. Illinois*	W	86-58
D17	W. VIRGINIA	W	90-72
D22	BALL STATE*	W	76-64
D28	at C. Florida	W	94-66
D30	at C. Washington	L	65-76
J2	C. MICHIGAN*	W	78-72
J6	at W. Michigan*	W	96-76
J9	at Toledo*	L	60-74
J13	E. MICHIGAN*	W	79-67
J16	BUFFALO*	W	90-50
J20	at Akron*	L	87-94
J23	at Bowling Green*	W	75-68
J27	at Kent State*	W	70-71
J30	MARSHALL*	W	86-73
F3	at Miami*	L	54-69
F6	at C. Michigan*	L	67-70
F13	W. MICHIGAN*	W	74-57
F17	at E. Michigan*	W	67-55
F20	KENT STATE*	L	77-86
F24	AKRON*	W	85-64
F27	TOLEDO#	W	70-60
M2	vs. Kent State+	L	57-68

^Carrier Classic (Syracuse, N.Y.); #Mid-American Conference Tournament First Round; +Mid-American Conference Tournament (SeaGate Centre - Toledo, Ohio)

1999-2000 (20-13, 11-7 MAC)

Coach: Larry Hunter

N20	CLEVELAND STATE	W	87-82
N26	vs. Princeton^	W	68-60
N30	G. WASHINGTON	W	95-77
D3	vs. Houston*	W	73-65
D4	at Iowa*	L	66-86
D8	at E. Michigan*	L	55-65
D11	at W. Virginia>	W	75-64

D13	C. FLORIDA	W	77-57
D18	TOLEDO*	W	66-57
D22	at Portland	L	66-68
D28	vs. Gonzaga<	L	55-83
D29	vs. #19 Wake Forest< (2OT)	L	68-74
D30	vs. Bradley<	W	63-52
J5	at Kent State* (2OT)	L	69-73
J8	at Miami*	W	57-54
J11	AKRON*	L	60-62
J15	at #1 Cincinnati	L	59-73
J17	BUFFALO*	W	86-71
J20	at C. Michigan*	W	93-80
J22	W. MICHIGAN* (OT)	L	74-78
J26	BALL STATE*	W	64-53
J29	MARSHALL*	W	77-53
F3	at N. Illinois*	W	76-61
F5	at Bowling Green*	L	69-73
F9	C. MICHIGAN* (OT)	W	83-77
F12	at Akron* (OT)	L	79-81
F14	at Marshall*	L	78-72
F21	MIAMI*	W	68-65
F23	at Buffalo*	W	82-62
F26	KENT STATE*	W	81-71
M1	W. MICHIGAN#	W	77-52
M5	vs. Kent State+	W	69-68
M6	vs. Ball State+	L	70-67

^at Halifax, Nova Scotia; >Gazette Hawkeye Classic (Iowa City, Iowa); >Charleston, W.Va.; <Outrigger Hotels Rainbow Classic (Honolulu, Hawaii); #FirstEnergy Mid-American Conference Basketball Tournament First Round; +FirstEnergy Mid-American Conference Basketball Tournament (Cleveland, Ohio)

2000-01 (19-11, 12-6 MAC)

Coach: Larry Hunter

N22	RIO GRANDE	W	91-70
D2	vs. Niagara^	W	77-64
D6	at Virginia	L	71-90
D9	at Wisconsin	L	46-65
D12	at Duquesne	L	89-94
D16	at W. Michigan*	L	65-76
D19	W. VIRGINIA	W	79-67
D22	at Oakland	W	92-85
D29	at Arizona State*	W	75-71
D30	vs. Pepperdine- (OT)	L	76-78
J3	at Ball State*	W	68-58
J8	KENT STATE*	W	67-65
J13	MIAMI* (OT)	W	62-60
J17	at C. Michigan*	L	69-75
J20	AKRON*	W	85-67
J23	N. ILLINOIS*	W	91-63
J27	at Buffalo*	W	83-66
J31	at Toledo*	L	53-66
F3	MARSHALL*	W	77-71
F7	BOWLING GREEN*	L	68-78
F10	E. MICHIGAN*	W	94-68
F14	at Akron*	W	70-61
F17	at Marshall*	L	70-92
F21	BUFFALO*	W	86-76
F24	at Kent State*	W	69-63
F26	C. MICHIGAN*	W	77-64
F28	at Miami*	L	72-76
M5	BUFFALO#	W	101-78
M8	vs. Toledo+	W	64-63
M9	vs. Miami+	L	61-62

^at Halifax, Nova Scotia; >azcentral.com Classic (Tempe, Ariz.); #FirstEnergy Mid-American Conference Basketball Tournament First Round; +FirstEnergy Mid-American Conference Basketball Tournament (Cleveland, Ohio)

2001-02 (17-11, 11-7 MAC)

Coach: Tim O'Shea

N26	at Navy	W	80-74
N29	DUQUESNE	W	73-60
D5	at DePaul	W	77-75
D8	WISCONSIN	L	71-77
D12	at St. Bonaventure	L	85-97
D15	OAKLAND	W	71-70
D27	vs. Long Island^	W	110-57
D28	vs. Vermont^	L	79-91
J2	at N. Illinois*	W	88-76
J5	at Akron*	W	68-57
J9	W. MICHIGAN*	W	86-68
J12	at Kent State*	L	56-71
J15	at Buffalo*	W	62-61
J19	MIAMI*	W	85-61
J22	at E. Michigan*	W	80-66
J26	at W. Michigan*	L	65-95
J30	AKRON*	L	73-74
F2	MARSHALL*	W	94-78
F6	at Bowling Green*	L	64-80
F9	BALL STATE*	W	85-71

F11	at Miami*	L	55-79
F13	C. MICHIGAN*	W	64-50
F16	at Marshall*	W	71-66
F20	at North Carolina	W	86-78
F23	KENT STATE*	L	67-70
F27	TOLEDO*	L	68-69
M2	BOWLING GREEN*	W	85-78
M4	C. MICHIGAN#	L	56-65

^FIU Holiday Classic (Miami, Fla.); #FirstEnergy Mid-American Conference Basketball Tournament First Round

2002-03 (14-16, 8-10 MAC)

Coach: Tim O'Shea

N30	at Providence	L	68-91
D2	at Brown	W	75-71
D7	at Toledo*	L	71-78
D10	at DePaul	L	65-73
D13	at Boston Univ.	L	57-78
D20	NAVY	W	54-52
D23	at Wisconsin	L	51-75
D31	ST. BONAVENTURE	W	104-101
J4	vs. Kentucky^	L	75-83
J8	AKRON* (4OT)	W	112-104
J11	at C. Michigan*	L	84-87
J15	N. ILLINOIS*	L	61-68
J18	MIAMI*	L	65-77
J21	at Buffalo*	W	72-66
J28	BOWLING GREEN* (OT)	L	60-66
F1	at Marshall* (2OT)	W	87-85
F6	at Ball State*	L	68-83
F8	BUFFALO*	W	61-49
F11	at N. Illinois*	L	53-80
F15	KENT STATE*	W	74-71
F19	E. MICHIGAN* (OT)	L	73-76
F22	W. MICHIGAN* (2OT)	W	79-72
F23	at Akron* (OT)	L	82-84
F26	VIRGINIA	W	78-72
M1	MARSHALL*	W	70-65
M5	at Miami*	W	64-56
M8	at Kent State*	L	62-73
M10	at Akron#	W	79-77
M13	vs. Miami+ (OT)	W	65-55
M14	vs. Kent State+	L	70-73

^US Bank Arena (Cincinnati, Ohio); #FirstEnergy Mid-American Conference Basketball Tournament First Round; +FirstEnergy Mid-American Conference Basketball Tournament (Cleveland, Ohio)

2003-04 (10-20, 7-11 MAC)

Coach: Tim O'Shea

N15	vs. Mercer^	L	64-67
N16	vs. Coppin State^	W	51-47
N17	vs. UC Irvine^	L	60-63
N30	TOLEDO*	L	66-72
D3	BOSTON UNIV. (2OT)	L	64-67
D6	BROWN	W	71-62
D9	DEPAUL	L	60-63
D13	at San Francisco	L	46-53
D20	at Navy	W	63-52
D27	vs. Wisconsin+	L	48-71
J3	at N. Illinois*	L	63-73
J7	at Duquesne	L	91-96
J10	at Kent State*	L	71-



Year-By-Year Results

2013-14 MEN'S BASKETBALL

2004-05 (21-11, 11-7 MAC)

MAC Tournament Champions

NCAA First Round

Coach: Tim O'Shea

Captain: Terren Harbut

N29	SAN FRANCISCO	W	81-66
D2	BUTLER	W	64-58
D4	NAVY	W	90-55
D7	at St. Francis (Pa.)	L	74-83
D11	at American	L	55-64
D18	DUQUESNE	W	73-60
D27	vs. Binghamton^	W	67-63
D28	at Florida Int.^ (OT)	L	73-74
J2	at Akron*	L	59-71
J5	at Ball State*	L	80-81
J9	MARSHALL*	W	77-68
J12	at N. Illinois*	L	71-74
J15	KENT STATE*	W	80-54
J19	at C. Michigan*	W	74-54
J22	at Miami*	L	57-59
J26	TOLEDO*	W	76-68
J29	BOWLING GREEN*	W	72-69
F2	at Buffalo*	W	92-90
F5	W. MICHIGAN*	W	89-85
F7	at Bowling Green*	L	63-78
F12	MIAMI*	W	61-57
F16	AKRON*	L	49-69
F19	at Detroit*	W	66-65
F23	E. MICHIGAN*	W	68-65
F26	at Marshall*	W	83-62
M2	BUFFALO*	W	90-77
M5	at Kent State*	L	65-82
M7	MARSHALL#	W	72-66
M10	vs. Kent State+	W	62-55
M11	vs. Miami+	W	63-56
M12	vs. Buffalo+ (OT)	W	80-79
M18	vs. Florida!	L	62-67

^FIU Holiday Classic (Miami, Fla.); -ESPN BracketBusters; #FirstEnergy Mid-American Conference Basketball Tournament First Round; +FirstEnergy Mid-American Conference Basketball Tournament (Cleveland, Ohio); INCAA Tournament First Round (Nashville, Tenn.)

2005-06 (19-11, 10-8 MAC)

Coach: Tim O'Shea

Captains: Mychal Green, Jeff Halbert

N26	ST. FRANCIS (Pa.)	W	77-61
D3	AMERICAN	W	81-50
D6	at Marist	W	69-63
D10	at Rhode Island	W	71-63
D14	at Cincinnati	L	58-86
D17	SHIPPENSBURG	W	73-57
D22	DETROIT	W	56-55
D30	vs. #18 Kentucky^	L	63-71
J4	W. MICHIGAN*	W	87-55
J8	BALL STATE*	W	71-60
J11	at E. Michigan*	W	75-63
J14	C. MICHIGAN*	W	76-44
J17	at N. Illinois*	L	59-64
J21	at Toledo*	W	71-68
J24	AKRON*	W	66-63
J26	at Buffalo*	L	51-70
J29	MIAMI*	L	59-73
F1	KENT STATE*	L	60-73
F4	at Bowling Green* (2OT)	W	93-90
F9	N. ILLINOIS*	W	78-67
F12	at W. Michigan*	L	62-65
F15	at Miami*	L	54-65
F18	SAMFORD*	W	64-52
F22	BUFFALO*	W	85-72
F25	at Akron*	L	61-76
F28	at Kent State*	L	58-78
M4	BOWLING GREEN*	W	85-48
M6	C. MICHIGAN#	W	82-53
M9	vs. Miami+	W	73-58
M10	vs. Kent State+	L	59-72

^at US Bank Arena (Cincinnati, Ohio); -ESPN BracketBusters; #FirstEnergy Mid-American Conference Basketball Tournament First Round; +FirstEnergy Mid-American Conference Basketball Tournament (Cleveland, Ohio)

2006-07 (19-13, 9-7 MAC)

Coach: Tim O'Shea

Captains: Matt Annen, Whitney Davis, Stephen King, Sonny Troutman

N11	MARIST	W	83-66
N19	YALE	W	73-65
N28	at Samford	L	66-80
D2	MARSHALL (OT)	W	84-78
D6	at St. Bonaventure	W	77-72
D8	at Louisville^	L	71-74
D9	vs. Bellarmine^	W	91-74

D10	vs. St. Joseph's (Pa.)^	W	79-72
D21	vs. Davidson*	L	74-83
D22	vs. N. Carolina A&T*	W	95-83
D27	RHODE ISLAND	W	97-69
D30	vs. Cincinnati#	W	79-66
J3	at Marshall	L	60-70
J6	AKRON*	W	77-72
J11	BOWLING GREEN*	W	67-49
J14	at Kent State* (OT)	L	65-67
J18	BUFFALO*	W	67-51
J21	at Miami* (OT)	L	69-72
J24	E. MICHIGAN*	W	67-61
J28	at Ball State*	L	57-69
J31	TOLEDO*	W	91-80
F3	at C. Michigan*	W	74-73
F6	at W. Michigan* (OT)	W	78-73
F10	N. ILLINOIS*	L	74-81
F13	at Akron*	L	48-79
F17	at New Mexico St%	L	72-77
F21	at Bowling Green*	W	88-63
F24	KENT STATE*	L	71-73
M1	MIAMI*	W	52-45
M4	at Buffalo*	L	65-84
M7	vs. Bowling Green+	W	69-59
M8	vs. Miami+	L	51-70

^NABC Classic (Louisville, Ky.); -ASU Classic (Tempe, Ariz.); #in Cleveland, Ohio; %ESPNU BracketBusters; +FirstEnergy Mid-American Conference Basketball Tournament (Cleveland, Ohio)

2007-08 (20-13, 9-7 MAC)

Coach: Tim O'Shea

Captains: Jerome Tillman, Leon Williams

N9	NEW MEXICO STATE	W	80-72
N17	CORNELL	W	102-89
N26	at Holy Cross	L	60-62
N29	at Temple	L	88-90
D2	at St. Francis (N.Y.)	W	67-63
D5	ST. BONAVENTURE	W	77-58
D8	DELAWARE	W	78-59
D12	at Maryland	W	61-55
D15	at #3 Kansas#	L	51-88
D19	vs. St. John's*	W	95-83
D21	vs. Louisiana-Lafayette*	W	74-68
D22	vs. St. Mary's*	L	63-70
J2	at Bucknell	W	53-47
J5	at Bowling Green*	L	49-52
J12	MIAMI*	W	72-63
J17	at Akron*	L	54-55
J19	KENT STATE*	W	71-59
J23	at Buffalo*	W	68-59
J26	BALL STATE*	W	61-59
J29	C. MICHIGAN*	W	62-47
F2	at N. Illinois*	W	73-55
F6	at E. Michigan*	L	56-63
F9	W. MICHIGAN*	W	57-54
F13	at Toledo*	L	52-54
F16	at Kent State*	L	62-72
F19	BOWLING GREEN*	W	69-48
F23	GEORGE MASON%	W	69-57
M1	at Miami*	L	49-73
M4	AKRON*	L	77-80
M9	BUFFALO*	W	94-80
M12	vs. Miami+	L	73-79
M18	BROWN^	W	80-74
M24	at Bradley^	L	73-79

-Outrigger Rainbow Classic (Honolulu, Hawaii); #in Kansas City, Mo.; %ESPNU BracketBusters; +FirstEnergy Mid-American Conference Basketball Tournament (Cleveland, Ohio); ^College Basketball Invitational

2008-09 (15-17, 7-9 MAC)

Coach: John Groce

Captains: Michael Allen, Justin Orr, Jerome Tillman

N16	WILLIAM & MARY	W	74-55
N22	at Austin Peay	W	79-68
N29	at George Mason	L	65-74
D3	TULSA	W	75-63
D6	vs. Lamar*	L	67-76
D7	at #11 Louisville*	L	56-91
D8	vs. Indiana State*	W	62-50
D10	at #9 Xavier	L	56-78
D13	at Delaware	L	66-75
D17	at Marshall	L	68-73
D22	HOLY CROSS	W	58-53
D30	ST. FRANCIS (N.Y.)	W	70-53
J3	BUCKNELL	W	85-67
J11	KENT STATE*	W	71-65
J14	at Miami*	W	66-62
J17	at Buffalo*	L	66-70
J20	AKRON* (OT)	W	70-65

J24	BOWLING GREEN*	L	51-52
J29	at C. Michigan*	L	69-76
J31	at Ball State*	L	44-51
F5	N. ILLINOIS*	W	89-59
F7	E. MICHIGAN*	W	57-45
F11	at W. Michigan*	L	62-76
F14	TOLEDO*	W	91-58
F17	at Kent State*	L	51-64
F21	at Eastern Kentucky%	L	51-73
F26	MIAMI*	W	76-56
M1	BUFFALO*	L	66-68
M5	at Akron*	L	51-60
M8	at Bowling Green*	L	41-75
M10	vs. W. Michigan+	W	62-55
M12	vs. Bowling Green+	L	61-74

-Marques Maybin Classic (Louisville, Ky.); %ESPNU BracketBusters; +FirstEnergy Mid-American Conference Basketball Tournament (Cleveland, Ohio)

2009-10 (22-15, 7-9 MAC)

MAC Tournament Champions

NCAA Second Round

Coach: John Groce

Captains: Kenneth van Kempen

N13	OHIO VALLEY	W	101-72
N15	MIDDLE TENNESSEE	W	81-68
N17	NORTH CAROLINA A&T	W	93-82
N23	LAMAR	W	71-46
N28	vs. Marshall*	L	53-60
D6	at Tulsa	L	80-81
D9	AUSTIN PEAY	L	66-68
D12	at Delaware	W	86-70
D16	ILLINOIS STATE	W	75-57
D19	EASTERN KENTUCKY	W	74-62
D22	at Pittsburgh	L	49-74
D29	ELON	W	71-59
J2	at Robert Morris	L	79-81
J6	at IUPUI	W	63-62
J9	KENT STATE	L	60-62
J13	AKRON	L	62-67
J16	at Miami	L	67-79
J20	at Bowling Green	L	57-65
J23	BUFFALO	W	99-77
J27	at N. Illinois	W	99-84
J31	BALL STATE	L	66-67
F4	at Toledo	W	65-58
F6	at E. Michigan	L	61-70
F9	W. MICHIGAN	W	90-74
F11	C. MICHIGAN	W	89-76
F14	at Akron	L	88-91
F17	at Kent State*	L	67-74
F20	WRIGHT STATE%	W	64-59
F24	MIAMI	W	70-68
F27	at Buffalo	L	69-72
M4	BOWLING GREEN	W	82-60
M7	at Ball State#	W	85-77
M11	vs. Kent State+	W	81-64
M12	vs. Miami+	W	54-42
M13	vs. Akron+	W	81-75
M18	vs. #15 Georgetown!	W	97-83
M20	vs. #14 Tennessee!	L	68-83

-(Charleston, W. Va.); %ESPNU BracketBusters; #FirstEnergy Mid-American Conference Basketball Tournament First Round; +FirstEnergy Mid-American Conference Basketball Tournament (Cleveland, Ohio); INCAA Tournament First and Second Round (Providence, R.I.)

2010-11 (19-16, 9-7 MAC)

Coach: John Groce

Captains: Tommy Freeman, Asown Sayles, Adetunji Adedipe

N13	DELAWARE	W	88-69
N15	OAKLAND	L	66-78
N21	TEXAS A&M CORPUS CHRISTI^	W	83-70
N23	VALPARAISO	W	78-75
N26	vs. Kansas^	L	41-98
N27	vs. Santa Clara^	W	72-78
D4	MARSHALL	L	57-65
D12	at Illinois State	W	67-65
D18	IUPUI	L	56-66
D15	ST. FRANCIS (Pa.)	W	87-58
D18	at St. Bonaventure	L	107-112
D22	TEMPLE	L	65-76
D30	NORFOLK STATE	W	92-56
J2	ROBERT MORRIS	L	76-79
J9	MIAMI*	L	88-92
J12	at Akron*	W	79-70
J15	KENT STATE*	L	66-69
J19	at Bowling Green*	L	61-73
J22	BUFFALO*	L	68-73
J26	E. MICHIGAN*	W	79-65
J29	at Ball State*	W	61-60

F2	at C. Michigan*	L	85-91
F5	N. ILLINOIS*	W	80-73
F9	TOLEDO*	W	71-58
F12	at W. Michigan*	L	83-85
F15	at Buffalo*	W	76-69
F19	at Winthrop%	W	77-74
F23	BOWLING GREEN*	W	70-60
F26	at Kent State*	W	88-87
M1	AKRON*	W	80-55
M4	at Miami*	L	66-76
M8	vs. Toledo+	W	74-57
M10	vs. Ball State+	L	73-76
M15	vs. Marshall!	W	65-64
M22	vs. East Tennessee State!	L	73-82

^Las Vegas Invitational; %ESPNU BracketBusters; +First Energy Mid-American Conference Basketball Tournament (Cleveland, Ohio); !2011 College Insider Tournament

2011-12 (29-8, 11-5 MAC)

MAC Tournament Champions

NCAA Regional Semifinals

Coach: John Groce

Captains: Walter Offutt, D.J. Cooper, David McKinley, Nick Kellogg

N13	DELAWARE	W	88-69
N13	TENNESSEE-MARTIN	W	74-65
N15	LAMAR	W	85-78
N20	ARKANSAS STATE	W	69-54
N25	at No. 7 Louisville	L	59-54
N30	at Marshall	W	70-68
D17	MORGAN STATE	W	61-53
D7	at Oakland	W	84-82
D10	at Portland	W	72-54
D14	MARIETTA COLLEGE (OHIO)	W	88-54
D17	at Wright State	W	82-54
D20	at Northern Iowa	W	76-59
D33	NORTH CAROLINA A&T	W	82-66
D20	KENNESAW STATE	W	71-63
J2	ROBERT MORRIS	L	70-67
J7	at Bowling Green*	L	67-57
J11	BUFFALO*	W	60-52
J14	at Akron*	L	68-63
J18	KENT STATE*	W	87-65
J21	MIAMI (OH)*	W	69-65
J25	WESTERN MICHIGAN*	W	56-51
J28	BALL STATE*	W	59-55
F1	at Northern Illinois*	W	67-58
F4	CENTRAL MICHIGAN*	W	68-42
F8	at Toledo*	L	77-73
F11	at Eastern Michigan*	L	68-55
F15	BOWLING GREEN*	W	72-59
F18	UNC ASHEVILLE%	W	81-62
F22	at Buffalo*	W	88-77
F26	AKRON*	W	85-61
F29	at Kent State*	L	68-61
M3	at Miami (Oh)*	W	63-54
M8	Toledo+	W	65-57
M9	Buffalo+	W	77-74
M10	Akron+	W	64-63
M16	Michigan!	W	65-60
M18	US!	W	62-56
M23	North Carolina^	L	73-65

%ESPNU BracketBusters; +First Energy Mid-American Conference Basketball Tournament (Cleveland, Ohio); !2012 NCAA Tournament Second and Third Round (Nashville, Tenn.) ^2012 NCAA Regional Semifinals (St. Louis, Mo.)

2012-13 (24-10, 14-2 MAC)



2013-14 MEN'S BASKETBALL

Year-By-Year Results

F2	at Akron*	L	86-72
F6	at Ball State*	W	69-42
F9	BOWLING GREEN*	W	72-63
F13	at Central Michigan*	W	82-63
F16	KENT STATE*	W	78-75ot
F20	EASTERN MICHIGAN*	W	73-50
F23	at Belmont%	L	81-62
F27	No. 24 AKRON	L	88-81ot
M2	at Bowling Green*	W	78-65
M5	at Buffalo*	W	72-69
M9	MIAMI*	W	58-54
M15	vs. Western Michigan+	W	74-63
M16	vs. Akron+	L	65-46
M19	at Denver!	L	61-57

%ESPN BracketBusters; +First Energy Mid-American Conference Tournament (Cleveland, Ohio); ! National Invitation Tournament

OHIO IN THE NATIONAL RANKINGS

1959-60	No. 18 in 2/16 poll
1969-70	No. 19 in 12/9 poll
	No. 10 in 12/16 poll
	No. 5 in 12/23 and 12/30 polls
	No. 9 in 1/6 poll
	No. 14 in 1/13 poll
	No. 13 in 1/20 and 1/27 polls
	No. 17 in 3/3 poll
1971-72	No. 17 in 12/12 poll
1994-95	No. 23 in 11/21 poll
	No. 14 in 11/28 poll
	No. 21 in 12/5 poll
	No. 19 in 12/12 poll
2011-12	No. 25 in 4/2 poll



Rankings/Overtime Games

2013-14 MEN'S BASKETBALL

GAMES VS. RANKED OPPONENTS (ON RECORD)

3/11/60	vs. #13 Georgia Tech	L, 54-57
12/1/60	#1 OHIO STATE	L, 64-85
12/16/60	at #7 St. John's	L, 50-78
12/8/62	at #9 St. Bonaventure	L, 60-75
12/29/62	at #1 Cincinnati	L, 43-73
1/21/63	#2 LOYOLA-CHICAGO	L, 72-80
2/27/63	#5 LOYOLA-CHICAGO	L, 94-114
3/13/64	vs. #4 Kentucky	W, 85-69
3/14/64	vs. #2 Michigan	L, 57-69
12/11/67	at #7 Purdue	L, 66-78
11/30/68	at #12 Ohio State	L, 77-85
12/14/68	at #13 Purdue	L, 89-100
12/6/69	at #13 Purdue	W, 80-79
12/13/69	at #16 Ohio State	W, 82-80
3/7/70	vs. #15 Notre Dame	L, 82-112
12/18/70	at #13 Indiana	L, 88-97
12/11/71	#4 OHIO STATE	W, 79-68
12/15/71	#12 INDIANA	W, 79-70
3/11/72	vs. #7 Marquette	L, 49-71
12/16/72	at #15 Indiana	L, 68-89
12/21/73	at #1 UCLA	L, 63-110
12/22/73	at #16 USC	L, 68-80
3/9/74	vs. #3 Marquette	L, 59-85
12/1/79	at #4 Ohio State	L, 51-78
12/26/80	at #18 Illinois	L, 54-84
11/27/82	vs. #19 St. John's	L, 52-62
3/19/83	vs. #12 Kentucky	L, 40-52
11/30/83	at #16 DePaul	L, 45-69
12/1/84	at #12 Indiana	L, 73-90
3/14/85	vs. #13 Kansas	L, 38-49
12/14/85	at #1 N. Carolina	L, 57-99
12/19/86	at #1 UNLV	L, 81-105
12/17/88	at #10 Missouri	L, 85-113
3/10/89	vs. #19 Ball State	L, 46-62
12/28/90	vs. #5 Indiana	L, 64-102
12/4/91	at #4 Ohio State	L, 62-78
12/23/91	vs. #17 Kentucky	L, 63-73
12/29/93	vs. #14 Connecticut	W, 85-76
3/18/94	vs. #18 Indiana	L, 72-84
11/19/94	at #14 Virginia	W, 94-83
11/30/94	at #3 Kentucky	L, 74-79
11/22/95	vs. #10 Iowa	L, 51-78
1/31/96	#23 E. MICHIGAN	W, 82-73
12/14/96	at #23 UCLA	L, 61-72
12/23/97	at #22 Rhode Island	L, 72-85
12/30/97	#6 KENTUCKY	L, 58-95
12/4/98	at #11 Syracuse	W, 61-55
12/29/99	vs. #19 Wake Forest	L, 68-74
1/15/00	at #1 Cincinnati	L, 59-73
12/30/05	vs. #18 Kentucky	L, 71-63
12/15/07	at #3 Kansas	L, 51-88
12/7/08	at #11 Louisville	L, 56-91
12/10/08	at #9 Xavier	L, 56-78
3/18/10	vs. #15 Georgetown	W, 97-83
3/20/10	vs. #14 Tennessee	L, 83-68
11/26/10	vs. #6 Kansas	L, 98-41
11/25/11	at #7 Louisville	L, 59-54
3/16/12	vs. #14 Michigan	W, 65-60
3/23/12	vs. #5 North Carolina	L, 73-65 (OT)
2/27/13	vs. #24 Akron	L, 88-81 (OT)

Overall Record vs. Top 25: 11-49 (.183); vs. #1: 0-6 (.000); vs. Top 5: 2-16 (.111)
 vs. Top 10: 2-26 (.067); vs. Top 15: 9-36 (.200); vs. Top 20: 10-47 (.175); at home: 3-5 (.375);
 away: 4-26 (.118); neutral: 4-18 (.154)

OVERTIME GAMES (ON RECORD)

1932-33	at Cincinnati	W, 32-28
1944-45	at Denison	L, 53-57
1/25/58	MARSHALL	L, 78-81
2/15/58	BOWLING GREEN	W, 84-82
12/20/58	at Cornell	W, 58-54
1/13/59	at Miami	L, 54-56
2/2/59	at Toledo	L, 67-79
1/28/61	at W. Michigan	W, 78-76
2/11/61	KENT STATE	W, 102-92
1963-64	at Bowling Green	W, 88-79
1963-64	TOLEDO	W, 82-76
3/10/64	vs. Louisville	W, 71-69
2/5/66	BOWLING GREEN (2)	W, 95-87
12/7/66	at Indiana	W, 91-90

1/7/67	at W. Michigan	L, 70-72
1/18/69	at Toledo	W, 92-86
1/25/69	KENT STATE	W, 75-72
2/5/69	TOLEDO	W, 98-95
3/1/69	at Bowling Green	W, 95-88
12/12/70	at Missouri (2)	L, 83-91
2/12/72	at Miami	W, 69-66
3/7/72	at Toledo	W, 69-67
11/28/72	C. MICHIGAN	W, 86-84
12/29/72	vs. S. Illinois	W, 78-77
1/13/73	MIAMI	L, 79-80
2/23/74	C. MICHIGAN	W, 79-78
1/15/75	MIAMI (2)	W, 92-90
2/2/76	LOYOLA-CHICAGO	L, 82-86
12/18/76	at Cleveland State	W, 93-83
2/5/77	at Bowling Green	W, 69-68
2/9/77	TOLEDO (2)	L, 74-75
2/1/78	LOYOLA-CHICAGO	W, 86-80
1/20/79	BOWLING GREEN	L, 77-79
1/22/79	ST. BONAVENTURE	L, 71-74
2/3/79	at Kent State	W, 85-84
2/26/79	ROBERT MORRIS	W, 79-74
12/5/79	CANISIUS	W, 87-82
2/9/80	C. MICHIGAN	W, 67-66
1/6/82	BOWLING GREEN	L, 65-68
1/16/82	at N. Illinois	W, 69-67
3/2/82	at N. Illinois	L, 68-70
12/11/82	vs. Rhode Island	W, 67-65
12/15/82	at Niagra	L, 69-71
2/14/83	at DePaul (2)	W, 63-62
2/19/86	at Miami	W, 80-79
2/4/87	TOLEDO	W, 72-70
2/22/89	at Bowling Green	L, 68-73
12/28/91	at Wyoming	L, 65-70
1/25/92	MIAMI (3)	L, 86-91
2/19/92	BALL STATE	W, 73-70
2/25/92	W. MICHIGAN	W, 82-81
12/8/92	at Kansas State	L, 72-73
2/3/93	at E. Michigan	W, 81-74
3/11/93	vs. Toledo	L, 84-85
12/14/93	at Duquesne	L, 74-79
12/24/95	vs. Old Dominion (2)	W, 90-89
2/26/97	BOWLING GREEN	W, 89-87
11/29/97	at Wright State	W, 57-56
12/2/97	at Radford	L, 63-72
2/5/98	C. MICHIGAN (2)	W, 122-121
12/29/99	vs. Wake Forest (2)	L, 68-74
1/5/00	at Kent State (2)	L, 69-73
1/22/00	W. MICHIGAN	L, 74-78
2/9/00	C. MICHIGAN	W, 83-77
2/12/00	at Akron	L, 79-81
12/30/00	vs. Pepperdine	L, 76-78
1/13/01	MIAMI	W, 62-60
1/8/03	AKRON (4)	W, 112-104
1/28/03	BOWLING GREEN	L, 60-66
2/1/03	at Marshall (2)	W, 87-85
2/19/03	E. MICHIGAN	L, 73-76
2/22/03	W. MICHIGAN (2)	W, 79-72
2/23/03	at Akron	L, 82-84
3/13/03	vs. Miami	W, 66-65
12/3/03	BOSTON UNIV. (2)	L, 64-67
2/2/04	MIAMI	W, 67-64
2/7/04	BALL STATE	W, 88-84
2/18/04	at Miami	L, 63-64
2/21/04	at Butler	L, 63-64
12/28/04	at Florida International	L, 73-74
3/12/05	vs. Buffalo	W, 80-79
2/4/06	at Bowling Green (2)	W, 93-90
12/2/06	MARSHALL	W, 84-78
1/14/07	at Kent State	L, 65-67
1/21/07	at Miami	L, 69-72
2/6/07	at W. Michigan	W, 78-73
1/20/09	AKRON	W, 70-65
1/31/10	BALL STATE	L, 66-67
2/4/10	at Toledo	W, 65-58
2/14/10	at Akron (2)	L, 88-91
3/7/10	at Ball State	W, 85-77
3/13/10	vs. Akron	W, 81-75
12/18/10	at St. Bonaventure (4)	L, 107-112
1/2/11	ROBERT MORRIS	L, 76-79
1/9/11	MIAMI (3)	L, 88-92
2/19/11	at Winthrop	W, 77-74
2/26/11	at Kent State	W, 88-87
3/10/11	vs. Ball State	L, 73-76
11/15/11	vs. Lamar	W, 85-78
2/23/12	vs. #5 North Carolina	L, 73-65
2/16/13	KENT STATE	W, 78-75
2/27/13	#24 AKRON	L, 88-81

Overall Record: 59-43 (.578), at home: 28-16 (.636), away: 24-22 (.522)
 neutral: 7-5 (.583), 2OT: 8-6 (.571), 3OT: 0-2 (.000), 4OT: 1-1 (.500)



2013-14 MEN'S BASKETBALL

All-Time Series Records

SCHOOL	G	W-L	PCT.	FIRST	LAST	SCHOOL	G	W-L	PCT.	FIRST	LAST
Akron	69	35-34	.507	1911-12	2012-13	Central Michigan	69	44-25	.638	1972-73	2012-13
Akron Firestone	2	1-1	.500	1922-23	1923-24	Centre	1	1-0	1.000	1927-28	1927-28
Akron Goodyear	6	0-6	.000	1928-29	1936-37	Chaminade	1	1-0	1.000	1993-94	1993-94
Allegheny	2	0-2	.000	1915-16	1915-16	Charleston (W.Va.)	6	5-1	.833	1980-81	1992-93
American	2	1-1	.500	2004-05	2005-06	Cincinnati	77	39-38	.506	1907-08	2006-07
Anderson	1	1-0	1.000	1986-87	1986-87	Cincinnati YMCA	2	0-2	.000	1926-27	1927-28
Antioch	2	2-0	1.000	1913-14	1916-17	Cleveland State	11	9-2	.818	1972-73	1999-00
Appalachian State	1	1-0	1.000	1991-92	1991-92	Colorado State	2	2-0	1.000	1990-91	1991-92
Arizona	1	1-0	1.000	1955-56	1955-56	Connecticut	2	1-1	.500	1979-80	1993-94
Arizona State	2	2-0	1.000	1956-57	2000-01	Coppin State	2	2-0	1.000	1995-96	2003-04
Arkansas State	1	1-0	1.000	2011-12	2011-12	Cornell	4	3-1	.750	1930-31	2007-08
Army	2	1-1	.500	1963-64	1968-69	Coshocton Clothiers	3	0-3	.000	1933-34	1935-36
Athens H.S.	1	1-0	1.000	1920-21	1920-21	Creighton	1	0-1	.000	1962-63	1962-63
Auburn	1	0-1	.000	1990-91	1990-91	Cumberland	1	1-0	1.000	1933-34	1933-34
Austin Peay	3	2-1	.667	1956-57	2009-10	Davidson	3	0-3	.000	1964-65	2006-07
Avalon Collegians	1	0-1	.000	1915-16	1915-16	Dayton	34	21-13	.618	1912-13	1964-65
Baldwin-Wallace	11	9-2	.818	1914-15	1956-57	Delaware	4	3-1	.750	2007-08	2010-11
Ball State	75	41-34	.547	1934-35	2012-13	Denison	37	11-26	.297	1909-10	1963-64
Baltimore	1	1-0	1.000	1939-40	1939-40	Denver	1	0-1	.000	2012-13	2012-13
Bellarmine	1	1-0	1.000	2006-07	2006-07	DePaul	10	3-7	.300	1931-32	2003-04
Belmont	1	0-1	.000	2012-13	2012-13	DePauw	2	1-1	.500	1930-31	1965-67
Beloit	1	0-1	.000	1951-52	1951-52	Detroit	3	2-1	.667	1971-72	2005-06
Bethany	1	1-0	1.000	1907-08	1907-08	Dover All-Stars	1	0-1	.000	1923-24	1923-24
Binghamton	1	1-0	1.000	2004-05	2004-05	Drexel	1	1-0	1.000	1988-89	1988-89
Bliss	20	17-3	.850	1922-23	1938-39	Duke	1	0-1	.000	1983-84	1983-84
Bluffton	1	1-0	1.000	1987-88	1987-88	Duquesne	13	7-6	.538	1939-40	2004-05
Boston University	4	0-4	.000	1987-88	2003-04	East Carolina	2	0-2	.000	1980-81	1981-82
Bowling Green	135	64-71	.474	1921-22	2012-13	Eastern Kentucky	5	4-1	.800	1984-85	2009-10
Bradley	4	2-2	.500	1980-81	2007-08	Eastern Michigan	68	45-23	.662	1972-73	2012-13
Broadus	1	1-0	1.000	1930-31	1930-31	East Liverpool	1	1-0	1.000	1932-33	1932-33
Brooklyn	2	2-0	1.000	1982-83	1983-84	East Tennessee State	2	0-2	.000	1956-57	2010-11
Brown	4	4-0	1.000	1965-66	2007-08	Elmira	1	1-0	1.000	1929-30	1929-30
Bucknell	2	2-0	1.000	2007-08	2008-09	Elon	1	1-0	1.000	2009-10	2009-10
Buffalo	35	27-8	.771	1929-30	2012-13	Evansville	4	2-2	.500	1940-41	1990-91
Buffalo Germans	1	0-1	.000	1915-16	1915-16	Fairfield	3	1-2	.333	1973-74	1975-76
Butler	10	2-8	.200	1946-47	2004-05	Findlay	1	1-0	1.000	1941-42	1941-42
Cal. St. Fullerton	1	0-1	.000	1979-80	1979-80	Florida	3	1-2	.333	1926-27	2004-05
Cal. St. Northridge	2	2-0	1.000	1996-97	1997-98	Florida International	1	0-1	.000	2004-05	2004-05
Camp Sherman	1	1-0	1.000	1920-21	1920-21	Florida Southern	1	1-0	1.000	1964-65	1964-65
Canisius	3	1-2	.333	1961-62	1980-81	Florida State	2	1-1	.500	1957-58	1974-75
Canton Pure Oils	1	0-1	.000	1922-23	1922-23	Fordham	1	1-0	1.000	1989-90	1989-90
Canton Semipro	1	0-1	.000	1933-34	1933-34	Fresno State	1	1-0	1.000	1969-70	1969-70
Canton Sinclair Oil	1	0-1	.000	1923-24	1923-24	Gannon	2	2-0	1.000	1944-45	1953-54
Capital	11	8-3	.727	1907-08	1988-89	Geneva	1	1-0	1.000	1922-23	1922-23
Carnegie Tech	1	0-1	.000	1910-11	1910-11	George Mason	2	1-1	.500	2007-08	2008-09
Case Tech	4	4-0	1.000	1936-37	1956-57	Georgetown	1	1-0	1.000	2009-10	2009-10
CCNY	1	1-0	1.000	1940-41	1940-41	Georgetown (Ky.)	1	1-0	1.000	1955-56	1955-56
Cedarville	2	2-0	1.000	1950-51	1950-51	George Washington	5	3-2	.600	1938-39	1999-00
Central Florida	2	2-0	1.000	1998-99	1999-00	Georgia Tech	1	0-1	.000	1959-60	1959-60
						Glenville (W.Va.) St.	1	1-0	1.000	1936-37	1936-37



2013-14 MEN'S BASKETBALL

All-Time Series Records

Gonzaga	1	0-1	.000	1999-00	1999-00	Mercer	2	1-1	.500	1990-91	2003-04
Grambling	1	1-0	1.000	1977-78	1977-78	Miami	191	100-91	.524	1907-08	2012-13
Great Lakes	1	0-1	.000	1941-42	1941-42	Miami (Fla.)	2	1-1	.500	1965-66	1969-70
Green Bay	1	1-0	1.000	1981-82	1981-82	Michigan	4	1-3	.250	1963-64	2011-12
Hamilton YMCA	1	1-0	1.000	1927-28	1927-28	Michigan State	1	0-1	.000	1931-32	1931-32
Heidelberg	7	5-2	.714	1912-13	1984-85	Middle Tennessee State	2	2-0	1.000	1958-59	2009-10
Hiram	5	2-3	.400	1909-10	1924-25	Minnesota	2	0-2	.000	1966-67	1967-68
Hofstra	2	2-0	1.000	1985-86	1986-87	Missouri	5	1-4	.200	1970-71	1988-89
Holy Cross	2	1-1	.500	2007-08	2008-09	Mondmauk-Mills	2	1-1	.500	1923-24	1925-26
Houston	1	1-0	1.000	1999-00	1999-00	Montana State	1	0-1	.000	1997-98	1997-98
Idaho	1	0-1	.000	1967-68	1967-68	Morehead State	23	17-6	.739	1948-49	1988-89
Illinois	4	0-4	.000	1953-54	1980-81	Morgan State	1	1-0	1.000	2011-12	2011-12
Illinois-Chicago	3	1-2	.333	1980-81	1998-99	Mount Union	9	3-6	.333	1916-17	1949-50
Illinois State	6	4-2	.667	1970-71	2010-11	Muskingum	36	26-10	.722	1910-11	1971-72
Indiana	14	5-9	.357	1955-56	1993-94	Navy	6	5-1	.833	1985-86	2004-05
Indiana State	1	1-0	1.000	2008-09	2008-09	Nebraska	3	0-3	.000	1957-58	1993-94
Iowa	6	1-5	.167	1962-63	1999-00	Nelsonville YMCA	1	1-0	1.000	1925-26	1925-26
IUPUI	2	1-1	.500	2009-10	2010-11	New Lexington	1	1-0	1.000	1924-25	1924-25
Kansas	3	0-3	.000	1984-85	2010-11	New Mexico State	3	2-1	.667	1994-95	2007-08
Kansas State	1	0-1	.000	1992-93	1992-93	New Philadelphia	1	0-1	.000	1928-29	1928-29
Kennessaw State	1	1-0	1.000	2011-12	2011-12	Newark Pure Oils	1	0-1	.000	1933-34	1933-34
Kent State	134	90-44	.672	1949-50	2012-13	Niagara	4	2-2	.500	1958-59	2000-01
Kentucky	15	1-14	.067	1943-44	2005-06	Norfolk State	1	1-0	1.000	2010-11	2010-11
Kentucky Wesleyan	1	1-0	1.000	1957-58	1957-58	North Carolina	3	1-2	.333	1985-86	2011-12
Kenyon	22	13-9	.591	1907-08	1924-25	North Carolina A&T	3	3-0	1.000	2006-07	2011-12
Lake Forest	1	0-1	.000	1951-52	1951-52	Northern Illinois	46	30-16	.652	1964-65	2012-13
Lamar	3	2-1	.667	2008-09	2011-12	Northern Iowa	1	1-0	1.000	2011-12	2011-12
Lancaster Petty Shoes	2	0-2	.000	1922-23	1924-25	North Texas	1	1-0	1.000	1990-91	1990-91
La Salle	2	2-0	1.000	1985-86	1993-94	Northwestern	13	5-8	.385	1964-65	1976-77
Lockbourne AFB	1	1-0	1.000	1944-45	1944-45	Notre Dame	3	1-2	.333	1959-60	1969-70
Long Island	2	1-1	.500	1940-41	2001-02	Oakland	5	4-1	.800	2000-01	2012-13
Louisiana-Lafayette	2	1-1	.500	1977-78	2007-08	Oberlin	6	2-4	.333	1914-15	1925-26
Louisville	13	3-10	.231	1946-47	2011-12	Ohio Dominican	2	2-0	1.000	1993-94	1994-95
Loyola-Chicago	21	10-11	.476	1954-56	1978-79	Ohio Northern	9	9-0	1.000	1914-15	1924-25
Loyola (Md.)	1	1-0	1.000	1981-82	1981-82	Ohio State	19	4-15	.211	1925-26	1994-95
MacMurray	3	3-0	1.000	1966-67	1971-72	Ohio Valley	1	1-0	1.000	2009-10	2009-10
Manchester	4	0-4	.000	1926-27	1927-28	Ohio Wesleyan	76	38-38	.500	1910-11	1987-88
Manhattan	1	1-0	1.000	1983-84	1983-84	Oklahoma	1	0-1	.000	2012-13	2012-13
Mansfield Lumbermen	1	1-0	1.000	1925-26	1925-26	Oklahoma City	1	0-1	.000	1976-77	1976-77
Mansfield Pets	1	1-0	1.000	1925-26	1925-26	Old Dominion	1	1-0	1.000	1995-96	1995-96
Marietta	92	74-18	.804	1909-10	2011-12	Otterbein	17	14-3	.824	1908-09	1975-76
Marion Eagles	1	0-1	.000	1928-29	1928-29	Parkersburg YMCA	2	2-0	1.000	1907-08	1907-08
Marion Isley Dairy	1	1-0	1.000	1923-24	1923-24	Penn State	2	2-0	1.000	1973-74	1974-75
Marist	2	2-0	1.000	2005-06	2006-07	Pennsylvania	1	1-0	1.000	1983-84	1983-84
Marquette	3	0-3	.000	1971-72	1981-82	Pepperdine	1	0-1	.000	2000-01	2000-01
Marshall	100	54-46	.540	1920-21	2012-13	Pittsburgh	4	1-3	.250	1952-53	2009-10
Maryland	2	1-1	.500	1981-82	2007-08	Portland	4	3-1	.750	1967-68	2012-13
Md Eastern Shore	1	1-0	1.000	2012-13	2012-13	Presbyterian (Tenn.)	1	1-0	1.000	1923-24	1923-24
Massachusetts	2	0-2	.000	1975-76	2012-13	Princeton	2	1-1	.500	1995-96	1999-00
Memphis	1	0-1	.000	2012-13	2012-13	Providence	2	1-1	.500	1982-83	2002-03



All-Time Series Records

2013-14 MEN'S BASKETBALL

Purdue	6	2-4	.333	1964-65	1969-70	UC Irvine	2	1-1	.500	1994-95	2003-04
Radford	4	3-1	.750	1981-82	1997-98	UCLA	2	0-2	.000	1973-74	1996-97
Rhode Island	6	3-3	.500	1977-78	2006-07	UNC Asheville	1	1-0	1.000	2011-12	2011-12
Richmond	1	1-0	1.000	2012-13	2012-13	UNC Wilmington	5	4-1	.800	1980-81	2012-13
Rider	2	1-1	.500	1989-90	1990-91	University of Charleston	5	5-0	1.000	1946-47	1958-59
Rio Grande	5	5-0	1.000	1925-26	2000-01	UNLV	1	0-1	.000	1986-87	1986-87
Robert Morris	10	4-6	.400	1978-79	2012-13	Utah	1	0-1	.000	1973-74	1973-74
Rochester Collegians	1	0-1	.000	1921-22	1921-22	Utah State	1	1-0	1.000	1958-59	1958-59
Rollins	2	2-0	1.000	1970-71	1991-92	Valparaiso	2	2-0	1.000	1972-73	2010-11
St. Bonaventure	10	4-6	.400	1962-63	2012-13	Vanderbilt	1	0-1	.000	1987-88	1987-88
St. Francis (N.Y.)	2	2-0	1.000	2007-08	2008-09	Vermont	1	0-1	.000	2001-02	2001-02
St. Francis (Pa.)	10	9-1	.900	1959-60	2010-11	Villanova	1	0-1	.000	1939-40	1939-40
St. Ignatius	1	1-0	1.000	1922-23	1922-23	Virginia	3	2-1	.667	1994-95	2002-03
St. John's (N.Y.)	5	2-3	.400	1945-46	2007-08	Virginia Commonwealth	1	1-0	1.000	1969-70	1969-70
St. Joseph's (Pa.)	4	3-1	.750	1938-39	2006-07	Virginia Tech	8	2-6	.250	1966-67	1979-80
St. Lawrence	1	0-1	.000	1910-11	1910-11	VMI	1	1-0	1.000	1971-72	1971-72
St. Mary's (Calif.)	3	2-1	.667	1982-83	2007-08	Wabash	2	2-0	1.000	1931-32	1939-40
Salem College (W. Va.)	1	1-0	1.000	1922-23	1922-23	Wagner	2	2-0	1.000	1985-86	1986-87
Samford	2	1-1	.500	2005-06	2006-07	Wake Forest	1	0-1	.000	1999-00	1999-00
San Francisco	2	1-1	.500	2003-04	2004-05	Walsh	1	1-0	1.000	2010-11	2010-11
San Francisco State	3	3-0	1.000	1964-65	1974-75	Washington & Jefferson	8	4-4	.500	1937-38	1953-54
San Jose State	1	0-1	.000	1984-85	1984-85	Washington & Lee	1	1-0	1.000	1957-58	1957-58
Santa Clara	1	1-0	1.000	2010-11	2010-11	Washington State	1	0-1	.000	1989-90	1989-90
School of Chiropody	2	2-0	1.000	1934-35	1935-36	Wayne State (Mich.)	4	3-1	.750	1946-47	1947-48
Scranton	2	2-0	1.000	1938-39	1939-40	Wellsburg School	1	0-1	.000	1916-17	1916-17
Seattle	2	1-1	.500	1965-66	1967-68	Western Kentucky	4	1-3	.250	1940-41	1959-60
Seton Hall	1	1-0	1.000	1970-71	1970-71	Western Michigan	124	65-59	.524	1939-40	2012-13
Shippensburg	1	1-0	1.000	2005-06	2005-06	Western Reserve	29	21-8	.724	1911-12	1954-55
Siena	1	1-0	1.000	1983-84	1983-84	West Liberty	2	2-0	1.000	1928-29	1929-30
South Dakota	1	1-0	1.000	1960-61	1960-61	Westminster	1	1-0	1.000	1931-32	1931-32
Southern California	1	0-1	.000	1973-74	1973-74	West Texas State	1	1-0	1.000	1968-69	1968-69
Southern Illinois	4	3-1	.750	1958-59	1972-73	West Virginia	15	8-7	.533	1907-08	2000-01
Southern Methodist	1	0-1	.000	1977-78	1977-78	West Virginia Wesleyan	5	5-0	1.000	1915-16	1970-71
South Florida	2	2-0	1.000	1974-75	2011-12	Wheeling YMCA	1	0-1	.000	1916-17	1916-17
Stanford	1	1-0	1.000	1992-93	1992-93	Wichita State	2	1-1	.500	1961-62	1984-85
Starling-O.M.U.	1	1-0	1.000	1907-08	1907-08	William & Mary	1	1-0	1.000	2008-09	2008-09
Stetson	1	1-0	1.000	1978-79	1978-79	Wilmington	9	8-1	.889	1907-08	1998-99
Stewart AFB	1	1-0	1.000	1959-60	1959-60	Winthrop	2	1-1	.500	2010-11	2012-13
Syracuse	2	1-1	.500	1929-30	1998-99	Wisconsin	11	2-9	.182	1963-64	2003-04
Syracuse Collegians	1	0-1	.000	1921-22	1921-22	Wittenberg	35	21-14	.600	1909-10	1960-61
TCU	2	2-0	1.000	1977-78	1995-96	Wofford	1	1-0	1.000	2012-13	2012-13
Temple	2	0-2	.000	2007-08	2010-11	Wooster	8	3-5	.375	1911-12	2010-11
Tennessee	5	2-3	.400	1925-26	2009-10	Wright State	10	8-2	.800	1990-91	2011-12
Tennessee-Martin	1	1-0	1.000	2011-12	2011-12	Wyoming	1	0-1	.000	1991-92	1991-92
Texas	1	0-1	.000	1969-70	1969-70	Xavier	34	20-14	.588	1920-21	2008-09
Texas A&M Corpus Christi	1	1-0	1.000	2010-11	2010-11	Yale	1	1-0	1.000	2006-07	2006-07
Toledo	121	67-54	.554	1931-32	2012-13	Youngstown State	18	14-4	.778	1940-41	1993-94
Tri-State	1	1-0	1.000	1986-87	1986-87	Zanesville Pros	2	2-0	1.000	1932-33	1934-35
Tulane	1	1-0	1.000	1976-77	1976-77						
Tulsa	2	1-1	.500	2008-09	2009-10						