



# **WISCONSIN MEN'S BASKETBALL**

**2013-14 RECORD BOOK**

**(UPDATED DEC. 27, 2013)**



# 2013-14 Wisconsin Men's Basketball Schedule

Day	Date	Opponent	Time	TV
SAT.	OCT. 26	RED/WHITE SCRIMMAGE	5 p.m.	
WED.	OCT. 30	UW-PLATTEVILLE (Exhibition)	7 p.m.	BTN.com
Fri.	Nov. 8	vs. St. John's (Sioux Falls, S.D.)	6 p.m.	BTN
TUE.	NOV. 12	FLORIDA	8 p.m.	ESPN2
Sat.	Nov. 16	at Green Bay	7 p.m.	
TUE.	NOV. 19	NORTH DAKOTA	7 p.m.	BTN
THU.	NOV. 21	BOWLING GREEN*	7 p.m.	ESPN3
SAT.	NOV. 23	ORAL ROBERTS*	7:30 p.m.	BTN

## **Cancun Challenge – Riviera Maya, Mexico (Aventura Cove Palace)**

Tue.	Nov. 26	vs. Saint Louis	7:30 p.m.	CBS Sports Network
Wed.	Nov. 27	vs. West Virginia/Old Dominion	6/8:30 p.m.	CBS Sports Network
Wed.	Dec. 4	at Virginia (BIG TEN/ACC Challenge)	6 p.m.	ESPN/2
SAT.	DEC. 7	MARQUETTE	1:15 p.m.	BTN
WED.	DEC. 11	MILWAUKEE	7 p.m.	BTN.com
SAT.	DEC. 14	EASTERN KENTUCKY	Noon	ESPN3
SAT.	DEC. 28	PRAIRIE VIEW A&M	1 p.m.	ESPNU
Thu.	Jan. 2	at Northwestern	6 p.m.	ESPN2
SUN.	JAN. 5	IOWA	6:30 p.m.	BTN
WED.	JAN. 8	ILLINOIS	8 p.m.	BTN
Tue.	Jan. 14	at Indiana	6 p.m.	ESPN
SAT.	JAN. 18	MICHIGAN	5 p.m.	ESPN
Wed.	Jan. 22	at Minnesota	8 p.m.	BTN
Sat.	Jan. 25	at Purdue	4 p.m.	BTN
WED.	JAN. 29	NORTHWESTERN	8 p.m.	BTN
SAT.	FEB. 1	OHIO STATE	11 a.m.	ESPN/2
Tue.	Feb. 4	at Illinois	8 p.m.	BTN
SUN.	FEB. 9	MICHIGAN STATE	Noon	CBS
THU.	FEB. 13	MINNESOTA	8 p.m.	ESPN/2
Sun.	Feb. 16	at Michigan	Noon	CBS
Sat.	Feb. 22	at Iowa	11 a.m.	ESPN/2
TUE.	FEB. 25	INDIANA	8 p.m.	ESPN
Sun.	March 2	at Penn State	11 a.m./3 p.m.	CBS/BTN
WED.	MARCH 5	PURDUE	8 p.m.	BTN
Sun.	March 9	at Nebraska	4:15/6:30 p.m.	BTN

## **Big Ten Tournament – Indianapolis, Ind. (Banker's Life Field House)**

Thu-Sun. March 13-16 at Big Ten Tournament

## **NCAA Tournament**

Tue-Wed. March 18-19 Round 1  
 Thu-Sun. March 20-23 Rounds 2-3  
 Thu-Sun. March 27-30 Sweet 16/Elite 8  
 Sat.-Mon. April 5-7 Final Four/Championship (Arlington, Texas)

*All times listed as Central | \* Part of the Cancun Challenge but will be played at the Kohl Center in Madison, Wis.*

# Contents

## PERSONNEL

Director of Athletics Barry Alvarez .....	2-3
Head Coach Bo Ryan .....	4-10
UW Coaching Records .....	11
Assistant Coaches .....	12-13
Basketball Support Staff .....	14-15

## 2013-14 BADGERS

Radio/TV Roster and Photos .....	16
Roster .....	17
Pronunciation Guide .....	17
Player Biographies .....	18-31
Player Game-by-Game Stats .....	32-36

## 2011-12 REVIEW

Results .....	37
Final Statistics .....	38
Team Game-by-Game Statistics .....	39-40
Individual Highs/Lows .....	41
UW Record When .....	41

## ALL-TIME RESULTS

Year-by-Year Records .....	43-44
Year-by-Year Statistics .....	45-48
Home Attendance .....	48
114 Years of Wisconsin Basketball .....	49-58
Wisconsin's Big Ten Championships .....	58
All-Time Results .....	59-75
All-Time Exhibition Results .....	75
All-Time Series Scores .....	76-95
UW vs. the Conferences .....	96
Season Ind. Statistics (Since 1979-80) .....	97-108
Game-by-Game Stats (Since 1999-00) .....	109-122
UW and the Associated Press Poll .....	123
UW vs. Opponents Ranked in AP Poll .....	124-126
Overtime Games .....	127
Comeback Wins .....	128
Wisconsin Buzzer Beaters .....	128
The Last Time It Happened .....	129-130

## TEAM RECORDS

Single Season .....	132-133
Single Game .....	134-135
Single Half .....	135-136
Wisconsin's 100-Point Games .....	136
Scoring Margins .....	137
UW's Best Starts .....	137
Winning Streaks .....	138
Attendance Records .....	138

## INDIVIDUAL RECORDS

Career .....	140-142
Season .....	142-144
Single Game .....	145-146
Triple-Doubles & Double-Doubles .....	146
Freshman Records .....	147-148
Opponent Records .....	149
Kohl Center Records .....	150-154
Yearly Statistical Leaders .....	155-158
1,000-Point Scorers .....	159-168
30-Point Performances .....	169

## HONORS AND AWARDS

Honors and Awards .....	170-171
All-Big Ten .....	171-172
Academic Honors .....	173
Team Honors .....	173-174
All-Americans .....	175-177

## HISTORY

Badgers in the NBA Draft .....	178
Badgers in the NBA .....	179
Badgers Playing Professionally Overseas .....	179
Letterwinners .....	180-185
Past Assistant Coaches .....	186
All-Time Starting Lineups .....	187-189
Past Head Coaches .....	190-191

## KOHL CENTER

Kohl Center .....	192-193
Directions to the Kohl Center .....	193
UW Field House .....	193
Red Gym .....	193

## UW IN THE POSTSEASON

NCAA Tournament Results .....	195
All-Time UW NCAA Tournament Roster .....	196
NCAA Single-Game Records (Indiv.) .....	197
NCAA Single-Game Records (Team) .....	198-199
NCAA Career Records (Indiv.) .....	199
NCAA Opponent Records .....	200
All-Time NCAA Summaries .....	201-222
UW in the NIT .....	223
UW in the Big Ten Tournament .....	224-227
UW Big Ten Tournament Records .....	228

## MEDIA COVERAGE INFORMATION

Media Relations Contacts .....	229
Opposing Media Relations Contacts .....	230

# Director of Athletics Barry Alvarez

Barry Alvarez is in his 10th year as Director of Athletics at the University of Wisconsin in 2013-14, and his eighth without the additional title of head football coach. Alvarez served as A.D. and football coach from 2004-05.

Wisconsin has enjoyed remarkable success during Alvarez's tenure at the head of the athletic department, winning a combined 14 team national titles and 44 conference regular-season or tournament crowns since he took over.

In Alvarez's nine previous seasons as A.D., Wisconsin has finished at least 22nd in the NACDA Director's Cup five times, including a 16th-place finish in 2006-07. That is the second-best finish in school history. Six different programs have won national titles during Alvarez's tenure, including four in the magical 2005-06 season. Eleven different teams have been crowned as conference champions, including five in each of the 2005-06, 2006-07, 2007-08 and 2012-13 seasons.

On the academic side, more than 1,000 student-athletes have earned Academic All-Big Ten honors in Alvarez' nine-year tenure.

Since 2009-10, UW's student-athletes have achieved at least a 3.0 cumulative GPA. At the end of spring 2013, the cumulative GPA for all student-athletes was 3.00. In 2012-13, five sports either set or tied their highest term or cumulative team grade-point averages ever.

Alvarez was appointed in the spring of 2008 as one of the chairs of the NCAA's Football Academic Enhancement Group, which was formed to review and recommend improvements for the APR rating. He also serves on the NCAA Football Issues Committee. In addition, Alvarez was named "Person of the Year" by the Big Ten Club of Southern California in 2008. Alvarez was voted into the state of Wisconsin Athletic Hall of Fame and the Rose Bowl Hall of Fame in 2009 and was inducted into the UW Athletics Hall of Fame in 2010.

Elected to the College Football Hall of Fame in 2010, Alvarez guided Wisconsin's football fortunes for 16 seasons (1990-2005). He has been at the forefront of the revival of the Badger athletic program during his entire tenure in Madison. He piloted Wisconsin to three Big Ten and Rose Bowl titles (including back-to-back in 1998-99) en route to becoming the winningest football coach in school history (118-74-4 record).

That includes Alvarez's one-game return to the sideline as the Badgers' interim coach for the 2013 Rose Bowl.

Alvarez was just the 10th coach in Big Ten history to win 100 games at one conference institution. The 1993 national coach of the year, he was a two-time (1993 and 1998) Big Ten coach of the year and a finalist for ESPN's coach of the decade (1990s) honor. He received the Victor Award's 1999 National Coach of the Year accolade and was the 2004 AFCA Region 3 Coach of the Year.

Alvarez retired from coaching at the conclusion of the 2005 season in order to concentrate solely on running the Division of Intercollegiate Athletics. He has made a lasting impression on the Wisconsin sports scene. His well-documented turnaround of the once-moribund Badgers football program has helped to allow the school's entire athletic department to blossom into one of the nation's finest and most respected organizations in college sports.

When Alvarez arrived in Madison in 1990, Wisconsin had compiled a 9-36 record during the previous four seasons and attendance at Camp Randall Stadium had dipped to an average of 41,734 per game (54 percent of capacity).

The program sorely needed a boost and got it when new Director of Athletics Pat Richter hired Alvarez from Notre Dame, where he had been an assistant coach under Lou Holtz.

Over the next 16 seasons Alvarez transformed the football program and, subsequently, the culture of athletics at the UW. The success of the football program ignited and heightened interest in Badgers sports. Alvarez's list of accomplishments at Wisconsin is remarkable. Consider just a few of the most notable ...

- winningest coach in school history (record of 118-74-4, .612)
- coached three Big Ten and Rose Bowl champions
- only Big Ten coach ever to win the Rose Bowl in consecutive seasons
- the 10th coach in Big Ten history with 100 victories at one conference institution
- coached five national award winners, including Ron Dayne (Heisman, Doak Walker, Maxwell), Jamar Fletcher (Jim Thorpe) and Kevin Stemke (Ray Guy)
- guided UW to back-to-back Big Ten titles in 1998 and 1999 (hadn't happened at Wisconsin since 1896-97)
- coached the four of the five winningest teams in school history
- named national coach of the year in 1993; Big Ten Coach of the Year in 1993 and 1998; Victor Award's 1999 National Coach of the Year; and 2004 AFCA Region 3 Coach of the Year.

Alvarez's coaching career began at the high school level. He served as an assistant at Lincoln (Neb.) Northeast High from 1971-73 before taking over as head coach at Lexington (Neb.) High from 1974-75. His last prep coaching stop was at Mason City (Iowa) High where he was head coach from 1976-78 and where his team won a 4A state title in his final year.

Iowa's Hayden Fry hired Alvarez as an assistant coach in 1979. The Hawkeyes played in six bowl games (two Rose Bowls) during Alvarez's eight years in Iowa City, compiling a 61-33-1 mark in the process. Alvarez's standout player with the Hawkeyes was LB Larry Station, a two-time All-American and two-time Academic All-American.

Alvarez left Iowa after the 1986 season to become linebackers coach at Notre Dame. He was promoted (linebackers to defensive coordinator to assistant head coach) by Holtz each of his three seasons as the Fighting Irish went 32-5 and won the 1988 national title.

While in South Bend, Alvarez coached All-America linebackers Michael Stonebreaker, Ned Bolcar, Cedric Figaro and Wes Pritchett.

Alvarez grew up in Langeloth, Pa., a small town among the coal mines and steel mills in western Pennsylvania. He starred as a prep linebacker and went on to play at Nebraska (1965-67) for legendary head coach Bob Devaney. Alvarez was the leading tackler for the 1967 Cornhuskers, who led the nation in total defense and created a school-record 40 turnovers. Alvarez played in both the Sugar and Orange Bowls at Nebraska (the Cornhuskers were 25-7 during his three varsity seasons).

Alvarez is a 1969 graduate of the University of Nebraska, where he played linebacker and went on to earn his master's degree. He received a Distinguished Alumnus Award from his alma mater in 2003. Alvarez and his wife, Cindy, were co-campaign chairs in the effort to bring a Gilda's Club (a free support center for families dealing with cancer) to Madison. That facility opened in the fall of 2008. In addition, Alvarez serves on the Board of Directors of the MACC Fund (Midwest Athletes Against Childhood Cancer).

Alvarez and his wife, Cindy, are the parents of three grown children - daughters Dawn and Stacy and son Chad (wife Stephanie). Barry and Cindy are grandparents to Joe and Jake Ferguson; Grace and Jackson Delzer; and Scarlett and Barry John Thomas Alvarez.

## TITLES DURING ALVAREZ ERA

### National Championship Teams (14)

- 2003-04  
Women's Lightweight Rowing
- 2004-05  
Women's Lightweight Rowing
- 2005-06  
Men's Cross Country, Men's Hockey, Women's Hockey, Women's Lightweight Rowing
- 2006-07  
Women's Hockey, Men's Indoor Track & Field
- 2007-08  
Women's Lightweight Rowing, Men's Rowing
- 2008-09  
Women's Hockey, Women's Lightweight Rowing
- 2010-11  
Women's Hockey
- 2011-12  
Men's Cross Country

### Conference Championship Teams (44)

- 2003-04 (from April on)  
Men's Outdoor Track & Field
- 2004-05  
Men's Cross Country, Men's Indoor Track & Field, Men's Outdoor Track & Field, Women's Lightweight Rowing
- 2005-06  
Men's Cross Country, Women's Soccer (tournament), Women's Hockey (regular season & tournament), Men's Indoor Track & Field, Men's Outdoor Track & Field, Women's Lightweight Rowing
- 2006-07  
Men's Cross Country, Women's Hockey (regular season & tournament), Men's Indoor Track & Field, Men's Outdoor Track & Field, Women's Lightweight Rowing
- 2007-08  
Men's Cross Country, Men's Indoor Track & Field, Men's Basketball (regular season & tournament), Men's Rowing, Women's Lightweight Rowing
- 2008-09  
Men's Cross Country, Women's Hockey (tournament), Women's Lightweight Rowing
- 2009-10  
Men's Cross Country, Women's Rowing, Women's Lightweight Rowing
- 2010-11  
Men's Cross Country, Football, Women's Hockey (regular season & tournament), Women's Lightweight Rowing
- 2011-12  
Men's Cross Country, Football, Women's Hockey, Men's Outdoor Track & Field
- 2012-13  
Men's Cross Country, Football, Men's Indoor Track, Men's Hockey (tournament), Softball (tournament)

# Head Coach Bo Ryan

When Bo Ryan took over the head coaching position at Wisconsin in 2002, he was promptly dubbed Big Ten Coach of the Year in each of his first two seasons. Last year, his 12th at UW, Ryan proved he is still thought of in the same light, collecting the third Big Ten Coach of the Year award of his career.

Now as Ryan enters his 30th season as a head coach in 2013-14 – his 13th atop the Wisconsin program – it's difficult to decide which is more impressive, his incredible longevity or his unparalleled success. It is, however, safe to say that the combination of the two is what elevates Ryan among college basketball's elite.

Owning the most wins in UW annals (291 entering 2013-14), Ryan is also one of just 40 coaches in NCAA history to reach the 650-career win plateau. Ryan's career winning percentage of .757 (674-216) is seventh all-time among coaches with 600 career wins. Among Div. I coaches in the 600-win club, Ryan's win percentage trails only John Wooden, Roy Williams, Jerry Tarkanian, Dean Smith and Mike Krzyzewski.

A member of five Halls of Fame, Ryan has been enshrined into the Wilkes College Athletic Hall of Fame (2003), the Delaware County Chapter of the Pennsylvania Sports Hall of Fame (2008), the Pennsylvania Sports Hall of Fame (2011), the Wisconsin Basketball Coaches Association Hall of Fame (2011) and the Wisconsin Intercollegiate Athletic Conference Hall of Fame (2012).

## WINNING AT WISCONSIN

Entering his 13th season as head coach at Wisconsin, Ryan has unquestionably established himself and the program among the most prestigious in college basketball.

Presiding over what is arguably the most successful 12-year stretch in UW history, Ryan's teams own:

- A .720 win pct. (291-113) overall
- A .706 win pct. (144-60) in Big Ten play
- A .910 win pct. (181-18) at home
- 5 Big Ten titles
- The 9 winningest seasons in UW history
- 5 players with AP All-America recognition
- 12 NCAA tournaments, five Sweet 16s

With 291 victories since arriving in Madison, Ryan is the all-time wins leader at Wisconsin, surpassing Bud Foster (265) and Walter Meanwell (246).

Prior to Ryan's arrival in Madison, Wisconsin had never won more than 22 games in a season. Ryan's teams have averaged 24.3 wins in his 12 seasons. The Badgers have won at least 20 games overall and 10 Big Ten contests in all but one of the last 11 seasons.

## The Ryan File

### Personal

Born: Chester, Pa., in 1947

### Family

Wife: Kelly; children: Megan, Will, Matt, Brenna, Mairin; grandchildren: Aoife, Imogen, Maeve, Owen and Liam

### Education

Bachelor's degree from Wilkes (Pa.) University, 1969

### Collegiate Coaching Experience

Assistant Coach, Wisconsin (1976-84)  
 Head Coach, Wisconsin-Platteville (1984-99)  
 Head Coach, Wisconsin-Milwaukee (1999-2001)  
 Head Coach, Wisconsin (2001-present)

### Collegiate Coaching Record

UW-Platteville (15 seasons): 353-76 (.822)  
 UW-Milwaukee (2 seasons): 30-27 (.526)  
 Wisconsin (12 seasons): 291-113 (.720)  
 29-year career: 674-216 (.757)

## BIG TEN'S BEST

Wisconsin's success in Big Ten play under Ryan is unmatched. His .706 (144-60) winning percentage in Big Ten games is the top mark in history among coaches (10+ years).

In 2010, Ryan earned his 100th Big Ten win, tying legendary Indiana coach Branch McCracken as the second-fastest coach in conference history to record 100 Big Ten wins, doing so in 140 games. Only Knight did it faster (131 games).

In 2002, Ryan's first season, Wisconsin earned a share of the Big Ten title for the first time since 1947. The next year, UW won the title outright, securing back-to-back championships for the first time since 1923 and 1924. Ryan led the Badgers to their first Big Ten tournament title in 2004. In 2008, Ryan and UW doubled up, winning the regular-season and tournament crowns in the same season for the first time in school history.

He is the first coach in conference history to lead a team to at least 11 Big Ten wins in each of his first four seasons. Prior to his arrival in 2001, UW had reached double digit conference wins just 11 times, and only three times since 1941. The Badgers have at least 10 conference wins in 11 of Ryan's 12 seasons, including a school-record 16 in 2008.

## Big Ten Winning Percentage

The coaches with the best all-time winning percentages in Big Ten play (min. 10 years):

Coach (School)	Yrs.	Record	Pct.
1. Bo Ryan (WIS) . . . . .	12	144-60	.706
2. Bob Knight (IND) . . . . .	29	353-151	.700
3. Tom Izzo (MSU) . . . . .	18	209-95	.688
4. Ward Lambert (PUR) . . . . .	29	228-105	.685
5. Walter Meanwell (WIS) . . . . .	20	158-80	.660

With Ryan at the helm, the Badgers have never finished outside the top four in the Big Ten standings. That run of 12 consecutive top-four finishes is the Big Ten's longest streak in 80 years (Purdue 13, 1920-32).

**POSTSEASON PROMINENCE**

The Badgers have appeared in the NCAA tournament in each of Ryan's 12 seasons, advancing to five Sweet 16s, including the Elite Eight in 2005. In the history of the NCAA tournament, Ryan is one of just three coaches to lead his team to the Big Dance in each of his first 12 seasons at one school (Rick Barnes 14, Mark Few 14).

Among active NCAA tourney streaks, UW's 12 straight under Ryan is the fourth-longest in the nation for a coach at one school (Duke 18, Michigan State 16 and Gonzaga 14).

UW's five Sweet 16 appearances in the last 11 years ranks among college basketball's best. Only five schools (Duke, Kansas, Michigan State North Carolina and Syracuse) have advanced to more Sweet 16s than Wisconsin since 2003.

Ryan's 16 NCAA tournament wins are a school record, surpassing UW's seven total NCAA wins prior to his arrival.

**HOME DOMINANCE**

In Ryan's 12 seasons, the Kohl Center has become one of the toughest places to play in America. The Badgers have compiled a 181-18 (.910) home record under Ryan, including a 91-11 (.892) mark in Big Ten games.

Over the last 12 seasons, UW's .910 home win percentage ranks as the fourth-best overall home record in the country. Ryan's teams own four of the eight longest home win streaks in school history, including a UW-record 38 straight home wins from Dec. 7, 2002 to Jan. 24, 2005.

Ryan's tenure has also coincided with capacity crowds at the Kohl Center. From 2003 to 2011, the Badgers sold out an incredible 143 consecutive games. UW has led the Big Ten in attendance in eight of the last 10 seasons and finished among the nation's top seven 13 years running.

**REPRESENTING TEAM USA**

Ryan was selected to serve as the head coach for Team USA during the 2009 World University Games in Serbia. Appointed by the USA Basketball Men's Junior National Team Committee, chaired by Syracuse's Jim Boeheim, Ryan led some of college basketball's top players into international play in July of 2009. The team brought home the bronze medal after posting a 6-1 record. Ryan's Team USA defeated gold medal-winning Serbia in the second round, but a one-point loss to Russia in the semifinals forced the U.S. into a third-place finish.

**Consecutive NCAA Tourney Appearances (Active, One School)**

Coach (School)	Wins
1. Mike Krzyzewski (Duke) . . . . .	18
2. Tom Izzo (Michigan State) . . . . .	16
3. Mark Few (Gonzaga) . . . . .	14
<b>4. Bo Ryan (Wisconsin) . . . . .</b>	<b>12</b>
5. Rick Pitino (Louisville) . . . . .	7

Held in high esteem by colleagues, Ryan has previously won two gold medals as an assistant coach, first with Virginia head coach Pete Gillen and the gold medal-winning North squad at the 1993 U.S. Olympic Festival, and also with former Atlanta Hawks coach Lon Kruger and the United States' gold-medal winner at the 1995 World University Games.

**RYAN PRODUCES PROS**

Individual success has followed team success as a number of Ryan's players have earned notable honors and gone onto successful professional basketball careers.

Under Ryan's watch, five players have earned AP All-America recognition - Kirk Penney (HM in 2003), Devin Harris (2nd in 2004), Alando Tucker (1st in 2007), Jon Leuer (HM in 2011) and Jordan Taylor (2nd in 2011 and HM in 2012).

UW has also had a first-team All-Big Ten pick in nine of Ryan's 12 seasons (Penney 2002-03, Harris 2004, Mike Wilkinson 2005, Tucker 2006-07, Brian Butch 2008, Leuer 2011 and Taylor 2011-12).

Harris, the fifth pick in the 2004 NBA Draft, was also named the 2004 Big Ten Player of the Year and was a consensus second-team All-American. He was a finalist for national player of the year and finished second for the Bob Cousy Award. In 2009,

**Wisconsin All-Time Wins List**

<b>OVERALL</b>			
Coach (Year)	W	L	Pct.
<b>1. Bo Ryan (2002-13) . . . . .</b>	<b>.291</b>	<b>113</b>	<b>.720</b>
2. Harold "Bud" Foster (1935-59) . . . . .	265	267	.498
3. Walter Meanwell (1912-17, '21-34) . . . . .	246	99	.712
4. Steve Yoder (1983-92) . . . . .	128	165	.437
5. John Erickson (1960-68) . . . . .	100	114	.467

<b>BIG TEN</b>			
Coach (Year)	W	L	Pct.
1. Walter Meanwell (1912-17, '21-34) . . . . .	158	80	.660
<b>2. Bo Ryan (2002-13) . . . . .</b>	<b>.144</b>	<b>60</b>	<b>.706</b>
3. Harold "Bud" Foster (1935-59) . . . . .	143	182	.440
4. John Erickson (1960-68) . . . . .	52	74	.413
5. Steve Yoder (1983-92) . . . . .	50	130	.278

Harris was selected for his first NBA All-Star Game after leading the New Jersey Nets with 21.3 points and 6.9 assists per game.

In 2006-07, Tucker became just the third consensus first-team All-American in school history, winning the Big Ten Player of the Year and Senior CLASS awards and joining Kevin Durant of Texas as finalists for every major national player of the year award. Tucker was a first-round pick of the Phoenix Suns in the 2007 NBA Draft.

In 2011, Taylor and Leuer became the first duo in UW history to earn first-team All-Big Ten honors in the same season. It was also the first time two Badgers earned All-America mention in the same season. Leuer would go on to be a second-round pick of the Milwaukee Bucks in the 2011 NBA Draft.

During his tenure in Madison, Ryan has coached seven players who have reached the NBA and numerous others who played professionally overseas or in the NBA D-League.

**COACH OF THE YEAR**

Bo Ryan and the words Coach of the Year go together like a pick-and-roll. After winning back-to-back Big Ten Coach of the Year honors in his first two seasons at Wisconsin, Ryan burst onto the national coaching landscape when he received the 2007 Clair Bee National Coach of the Year Award, which honors the men's Division I basketball coach who has made the most significant positive contributions to his sport during the preceding year. Ryan also received the Adolph Rupp Cup as the national coach of the year from the Commonwealth Athletic Club of Kentucky. He was also a finalist for a number of other national Coach of the Year awards, including the Naismith Award.

He followed that up by being mentioned as a finalist for a number of national Coach of the Year awards in 2007-08. He was named the Jim Phelan Coach of the Year by collegeinsider.com and was the runner-up to Drake's Keno Davis for AP Coach of the Year. Ryan was also named a finalist for the Phelan Award in 2009-10 in 2012-13.

In 2013, Ryan earned his third Big Ten Coach of the Year accolade and now trails on Gene Keady (7) and Bob Knight (5) for the most conference coach of the year awards.

**BACK-TO-BACK 30-WIN SEASONS**

During the 2006-07 and 2007-08 seasons, Ryan's Badgers put together a remarkable two-year run. Wisconsin became a fixture in the top 10 and was one of just five teams in the country to win at least 30 games in each of those two seasons. UW's 61-11 (.847) record over that span trailed only Memphis, Kansas, North Carolina and UCLA.

The 2007-08 Badgers embarked on a record-setting season, establishing school marks for both wins (31) and conference wins (16). UW won its third Big Ten regular-season title in seven years and added the Big Ten tournament crown, winning both championships in the same season for the first time. A No. 3 seed in the NCAA tournament, Wisconsin advanced to the Sweet 16 for the third time in six years.

The 2007-08 success was built on the tremendous season Wisconsin enjoyed in 2006-07. The Badgers posted a then-school-record 30 wins and also spent 17 weeks ranked in the top 10. On Feb. 19, 2007, the program achieved its first-ever No. 1 ranking. The Badgers' 13 Big Ten wins were then the most in school history and earned them a second-place finish in the conference. Wisconsin was a No. 2 seed in the NCAA tournament, the best seed in school history.

**RYAN'S EARLY YEARS AT UW**

In his first season at the reins of the Badgers program, 2001-02, Ryan led an undermanned UW team to an improbable share of its first Big Ten championship in 55 years. Ryan had to juggle a lineup consisting of only eight scholarship players, including five players that had seen limited or no action on the collegiate level. The team would win 15 of its final 20 regular-season games en route to a share of the Big Ten title.

In just his second season in Madison, Ryan's Badgers set a school record with 24 wins and earned an outright Big Ten title and a trip to the NCAA tournament Sweet 16. The outright conference championship was UW's first since 1947, and the 12 league

**Most Big Ten Victories**

The winningest coaches in Big Ten history:

<b>Coach (School)</b>	<b>Wins</b>
1. Bob Knight, IND (1972-2000) . . . . .	353
2. Gene Keady, PUR (1981-2005) . . . . .	265
3. Ward Lambert, PUR (1917, '19-45) . . . . .	228
4. Lou Henson, ILL (1976-96) . . . . .	214
5. Branch McCracken, IND (1939-43, '47-65) . . . . .	210
6. Tom Izzo, MSU (1995-11) . . . . .	209
7. Jud Heathcote, MSU (1976-95) . . . . .	182
8. Harry Combes, ILL (1948-67) . . . . .	174
9. Fred Taylor, OSU (1959-76) . . . . .	158
<i>Walter Meanwell, WIS (1912-17, '21-34) . . . . .</i>	<i>158</i>
11. Harold Olsen, OSU (1923-46) . . . . .	154
<b>12. Bo Ryan, WIS (2002-13) . . . . .</b>	<b>*144</b>
13. Harold "Bud" Foster, WIS (1935-59) . . . . .	143
14. Arthur Lonburg, NU (1928-50) . . . . .	138
15. Tom Davis, IOWA (1986-99) . . . . .	125

\* active



wins tied a school record set in 1912 and matched in 1914. Ryan earned his second Big Ten Coach of the Year award, becoming the first coach in league history to be so honored in each of his first two seasons.

In 2003-04, Ryan led Wisconsin to a 25-7 mark, setting a school record for wins in a season and posting the school's highest winning percentage since the 1941 team won the NCAA title with a 20-3 mark. UW went on to win the Big Ten tournament for the first time in school history.

**RYAN'S "STUDENT"-ATHLETES**

Dating back to his days as a high school teacher, Ryan has always valued the importance of academic success. During his 12 years at Wisconsin, the Badger men's basketball team has routinely posted a cumulative grade point average between 2.9 and 3.1, including a high of 3.04 in the fall of 2008.

On his watch, UW has boasted 43 Academic All-Big Ten honors, a figure that trails only Purdue (49) and Northwestern (44) in the Big Ten over that span.

**GUARDIAN OF THE GAME**

Ryan has experience as a Division I head and assistant coach, as well as a Division III head coach and is well-respected throughout the college basketball world. At the 2004 Final Four, he was honored with the NABC Guardians of the Game Award for Service. The goal of the Guardians of the Game program is to focus attention on the positive aspects of basketball and the role coaches play in the lives of student-athletes and their communities.

In 2009, the NABC presented Ryan with the Outstanding Service Award "for his actions inside and outside the lines of coaching that have distinguished him as a valuable member of his community." Ryan is one of college basketball's most active participants when it comes to improving the game. In the past, Ryan has served on the NCAA Division I Men's Basketball Issues Committee and on the Academic Progress Rate committee. Ryan currently serves on the board of directors for both the NABC and the Wisconsin Basketball Coaches Association (WBCA).

**RYAN'S TWO SEASONS AT UW-MILWAUKEE**

Ryan came to Wisconsin from UW-Milwaukee, where he spent two seasons coaching the Panthers to their first back-to-back winning seasons in eight years. UWM, 8-19 overall the year before Ryan arrived, went 15-14 and 15-13 in Ryan's two years at the controls. The program also experienced a 161-percent home attendance increase in his first season.

**FOUR NATIONAL CHAMPIONSHIPS AT UW-PLATTEVILLE**

It was during his 15-year tenure at UW-Platteville (1984-99) that Ryan firmly established himself as one of the country's top coaches. He guided the Division III school to a phenomenal 353-76 (.822) overall record and, in his final 12 seasons, the Pioneers:

- Won four national championships (1991, 1995, 1998 and 1999)
- Compiled a 314-37 (.895) record
- Won eight WIAC titles
- Were the winningest NCAA men's basketball team of the 1990s (all divisions) with a 266-26 (.908) record
- Compiled a 30-5 NCAA Division III tournament mark
- Never won fewer than 23 games
- Compiled a 157-7 (.957) home record
- Set the all-time single-season Division III scoring defense mark (47.5 ppg) in 1996-97

**UW-PLATTEVILLE'S 'BO RYAN COURT'**

On Jan. 27, 2007, the University of Wisconsin-Platteville honored Ryan by naming the Williams Fieldhouse basketball court "Bo Ryan Court."

Ryan was named the NABC Division III Coach of the Year four times and was tabbed the WIAC Coach of the Year on six occasions while at Platteville.

**RYAN'S COACHING CAREER BEGINS**

Ryan's coaching career began in the fall of 1972 at Brookhaven High School in Delaware County, Pa., where he was hired as a history teacher and head basketball coach.

After just one year at Brookhaven, Ryan began his collegiate coaching career in 1973 at Dominican College of Racine (Wis.). Serving as an assistant under Bill Cofield, the Dominican basketball team went 14-15 that year. That same season, Ryan would earn the first of many Coach of the Year honors in his career – this one coming as head coach of the Dominican baseball team.

**Active D-I Coaches with 600 wins**

Below is a list of the top five winning percentages among active Division I head coaches with at least 600 career victories (thru 2012-13 season).

Coach (Current School)	Yrs.	Overall	Pct.
1. Roy Williams (N. Carolina) . . . . .	25	700-178	.797
2. Mike Krzyzewski (Duke) . . . . .	38	957-297	.763
<b>3. Bo Ryan (Wisconsin) . . . . .</b>	<b>29</b>	<b>674-216</b>	<b>.757</b>
4. Jim Boeheim (Syracuse) . . . . .	37	920-314	.746
5. Rick Pitino (Louisville) . . . . .	28	664-239	.735

In 1974, Ryan moved back to the Philadelphia area to serve as the head basketball coach at Sun Valley High School. He was promptly named Delaware County Coach of the Year in his first season after directing his team to a second-place finish in the Philadelphia Suburban League. His 1975-76 club was the first Sun Valley High team to qualify for the state tournament.

Ryan would move back to the collegiate coaching ranks for good in March of 1976 when Cofield again hired him as an assistant, this time at Wisconsin. Ryan spent eight seasons (1976-84) working under Cofield and Steve Yoder before taking over at UW-Platteville in the spring of 1984.

**BO RYAN COACHING TREE**

Since Ryan took over at Wisconsin, four of his former assistant coaches have gone on to take over Division I head coaching positions: Tony Bennett (Virginia), Rob Jeter (Milwaukee), Saul Phillips (North Dakota State) and Howard Moore (Illinois-Chicago).

Ryan has also had five former players move on to assistant coaching positions, including Freddie Owens (Oregon State), Sharif Chambliss (Milwaukee), Tanner Bronson (St. Louis) and Joe Krabbenhoft (South Dakota State).

**COMMUNITY "CHAMPION"**

In 2013, Ryan was given the Coaches vs. Cancer Champion Award, presented annually to a college coach who has been significantly engaged in the program's fundraising, education and promotional initiatives.

Since joining Coaches vs. Cancer in 2007, Ryan has raised over \$1.5 million to support the American Cancer Society. His team of coaches in Wisconsin transformed the Coaches vs. Cancer Wisconsin Gala from a small local fundraiser into the largest Coaches vs. Cancer gala in the nation.

Ryan and his wife, Kelly, also issued a Charity Stripe Challenge at UW in 2012, donating \$42,000 to the American Cancer Society based on UW student's participation

**Ryan's Head Coaching Record**

Year	University	Record	Pct.	Conf.	Record	Place	Postseason
1984-85	UW-Platteville	9-17	.346	WIAC	4-12	7th	
1985-86	UW-Platteville	16-11	.593	WIAC	8-8	5th	NAIA 1st Round
1986-87	UW-Platteville	14-11	.560	WIAC	6-10	T5th	
1987-88	UW-Platteville	24-5	.828	WIAC	14-2	1st	NAIA 3rd Round
1988-89	UW-Platteville	24-5	.828	WIAC	13-3	3rd	NAIA 3rd Round
1989-90	UW-Platteville	26-3	.897	WIAC	15-1	1st	NAIA 3rd Round
1990-91	UW-Platteville	28-3	.903	WIAC	13-3	2nd	NCAA Champion
1991-92	UW-Platteville	27-4	.871	WIAC	13-3	2nd	NCAA 3rd place
1992-93	UW-Platteville	24-4	.857	WIAC	13-3	T1st	NCAA Quarterfinals
1993-94	UW-Platteville	23-5	.821	WIAC	13-3	2nd	NCAA Sweet 16
1994-95	UW-Platteville	31-0	1.000	WIAC	16-0	1st	NCAA Champion
1995-96	UW-Platteville	23-3	.885	WIAC	15-1	1st	NCAA 2nd Round
1996-97	UW-Platteville	24-3	.888	WIAC	14-2	1st	NCAA 2nd Round
1997-98	UW-Platteville	30-0	1.000	WIAC	16-0	1st	NCAA Champion
1998-99	UW-Platteville	30-2	.938	WIAC	15-1	1st	NCAA Champion
1999-00	UW-Milwaukee	15-14	.517	MCC	6-8	T4th	
2000-01	UW-Milwaukee	15-13	.536	MCC	7-7	5th	
2001-02	Wisconsin	19-13	.594	Big Ten	11-5	T1st	NCAA 2nd Round
2002-03	Wisconsin	24-8	.750	Big Ten	12-4	1st	NCAA Sweet 16
2003-04	Wisconsin	25-7	.781	Big Ten	12-4	T2nd	NCAA 2nd Round
2004-05	Wisconsin	25-9	.735	Big Ten	11-5	3rd	NCAA Elite Eight
2005-06	Wisconsin	19-12	.613	Big Ten	9-7	T4th	NCAA 1st Round
2006-07	Wisconsin	30-6	.833	Big Ten	13-3	2nd	NCAA 2nd Round
2007-08	Wisconsin	31-5	.861	Big Ten	16-2	1st	NCAA Sweet 16
2008-09	Wisconsin	20-13	.606	Big Ten	10-8	T4th	NCAA 2nd Round
2009-10	Wisconsin	24-9	.727	Big Ten	13-5	4th	NCAA 2nd Round
2010-11	Wisconsin	25-9	.735	Big Ten	13-5	3rd	NCAA Sweet 16
2011-12	Wisconsin	26-10	.722	Big Ten	12-6	4th	NCAA Sweet 16
2012-13	Wisconsin	23-12	.657	Big Ten	12-6	4th	NCAA 2nd Round
<b>Career record (29 seasons)</b>		<b>674-216</b>	<b>.757</b>				
<b>Record at UW (12 seasons)</b>		<b>291-113</b>	<b>.720</b>	<b>Big Ten</b>	<b>144-60</b>	<b>.706</b>	

and ability to make a free throw or halfcourt shot. Ryan is also very active in numerous other national and local charity efforts including the Juvenile Diabetes Research Foundation (JDRF), the UW Children's Hospital and the Memorial Veterans Hospital.

#### PERSONAL FILE

Ryan was born in December of 1947, just outside of Philadelphia in Chester, Pa. At Chester High School, he was a football teammate of longtime NFL coach Ted Cottrell. He attended Wilkes (Pa.) University, where he starred as a high-scoring guard and earned

a bachelor's degree in business administration in 1969.

Ryan authored his fourth book in 2008, an autobiography titled: *Another Hill to Climb*. He has also written three books on coaching basketball: *Passing and Catching: A Lost Art*; *How to Run the Swing Offense*; and *Applying and Attacking Pressure*. He has produced five basketball instructional videos as well.

Ryan and his wife, Kelly, have five children: Megan, Will, Matt, Brenna and Mairin. Ryan also has five grandchildren: Aoife, Imogen, Maeve, Owen and Liam.

#### Bo Ryan Honors at Wisconsin

- 2002 Big Ten Coach of the Year
- 2003 Big Ten Coach of the Year
- 2004 NABC Guardians of the Game Award
- 2007 Clair Bee National Coach of the Year
- 2007 Rupp Cup National Coach of the Year
- 2008 Jim Phelan Coach of the Year
- 2009 NABC Outstanding Service Award
- 2013 Big Ten Coach of the Year
- 2013 Coaches vs. Cancer Champion Award

#### Bo Ryan Highlights

- Career record of 674-216 (.757) – third-highest career winning pct. of any active Division I coach with at least 600 wins
- Became the 40th coach in NCAA history to reach 650 career wins
- Is a member of five Halls of Fame: Pennsylvania Sports HOF, Delaware County (Pa.) Sports HOF, Wilkes College Athletic HOF, Wisconsin Basketball Coach Association (WBCA) HOF and Wisconsin Intercollegiate Athletic Conference (WIAC) HOF
- Has won 11 conference titles in 29-year career
- 12-year overall record of 291-113 (.720) at UW
- Big Ten record of 144-60 (.706) – the best conference winning percentage in Big Ten history (minimum 10 years coached)
- Has coached UW to the nine highest single-season win totals in school history, including school-record 31 wins in 2007-08
- One of just 13 coaches with 140 Big Ten wins
- Tied Branch McCracken as the second-fastest coach to win 100 Big Ten games, doing so in 140 games (Bob Knight did it in 131 games)
- Winningest coach in UW history with 192 overall wins and ranks second in UW annals with 144 Big Ten wins (school record is 158)
- Has led UW to the NCAA tournament in each of his 12 seasons (five NCAA Sweet 16 appearances, including the 2005 Elite Eight)

- 16 career NCAA tournament victories are most in school history
- One of just three coaches to lead their team to the NCAA tournament in each of first 12 seasons
- UW has never finished lower than fourth in the Big Ten standings in 12 seasons under Ryan, the conference's second-longest such streak (Purdue 13, 1920-32)
- Led UW to three Big Ten titles (2002, 2003, 2008)
- Guided Wisconsin to two Big Ten tournament titles (2004, 2008)
- One of four coaches in Big Ten history to win conference titles in each of his first two seasons
- Led the Badgers to first back-to-back conference titles since 1923 and 1924
- Only coach in Big Ten history to win at least 11 conference games in each of his first four seasons
- Led UW to first No. 1 ranking in school history (Feb. 19, 2007)
- Guided UW to just its second-ever win over AP No. 1 team with 71-67 victory over Ohio State on Feb. 12, 2011
- Has coached five players to All-America mention and 10 first-team All-Big Ten honorees
- Seven of his UW players have reached the NBA
- Has led UW to 181-18 (.910) home record, including 91-11 (.892) in Big Ten home contests
- Has also led UW to the most road wins (67) and best road win percentage (.504) in the Big Ten
- UW has led the Big Ten in attendance in eight of the last 10 seasons and has finished among the nation's top seven in each of Ryan's 12 years
- Wisconsin has finished among the nation's top 10 in scoring defense in nine of the last 11 years, leading the NCAA in 2008 and 2012
- All-time highest winning percentage in Division III history (.353-.76, .822)
- Led UW-Platteville to four national titles
- Coached Team USA in the World University Games to a bronze medal in the summer of 2009 in Serbia

## Ryan's Record vs. Division I Teams

Team	Home	Away	Neut.	Total	Team	Home	Away	Neut.	Total
Alabama	1-0	0-1	0-0	1-1	Michigan	10-0	5-5	2-0	17-5
Arizona	0-0	0-0	1-1	1-1	Michigan State	8-2	2-8	3-1	13-11
Arkansas	0-0	0-0	1-0	1-0	Michigan Tech	1-0	0-0	0-0	1-0
Auburn	0-0	0-0	1-0	1-0	Milwaukee	9-0	3-0	0-0	12-0
Ball State	0-0	0-1	0-0	0-1	Minnesota	9-1	6-4	1-0	16-5
Belmont	0-0	0-0	1-0	1-0	Mississippi Valley St.	1-0	0-0	0-0	1-0
Bethune-Cookman	1-0	1-0	0-0	2-0	Missouri State	0-0	0-0	0-1	0-1
Boston College	0-0	0-0	1-0	1-0	Montana	0-0	0-0	1-0	1-0
Bradley	0-0	0-0	1-0	1-0	Nebraska	2-0	2-0	0-0	4-0
Bucknell	0-0	0-0	1-0	1-0	Nebraska-Omaha	1-0	0-0	0-0	1-0
Butler	0-2	0-2	0-2	0-6	New Hampshire	1-0	0-0	0-0	1-0
BYU	0-0	0-0	1-0	1-0	Norfolk State	0-0	0-0	1-0	1-0
California	1-0	0-0	0-0	1-0	North Carolina	0-0	0-1	0-1	0-2
Cal Poly	1-0	0-0	0-0	1-0	North Carolina State	1-0	0-0	1-0	2-0
Cal State Fullerton	0-0	0-0	1-0	1-0	North Dakota	1-0	0-0	0-0	1-0
Canisius	0-0	0-0	0-1	0-1	Notre Dame	0-0	0-0	0-1	0-1
Central Michigan	0-0	1-0	0-0	1-0	N. Dakota State	0-1	0-0	0-0	0-1
Chicago State	2-0	1-0	0-0	3-0	Northern Illinois	1-0	0-0	0-0	1-0
Cincinnati	0-0	0-1	0-0	0-1	Northern Iowa	0-0	0-0	1-0	1-0
Cleveland State	1-1	1-1	0-0	2-2	Northwestern	10-0	6-4	0-0	16-4
Coastal Carolina	1-0	0-0	0-0	1-0	Oakland	1-0	0-0	0-0	1-0
Colgate	1-0	0-0	0-0	1-0	Ohio	1-0	1-0	1-0	3-0
Charleston	1-0	0-0	0-0	1-0	Ohio State	9-1	5-5	1-4	15-10
Colorado	1-1	0-0	0-0	1-1	Old Dominion	0-0	0-0	1-0	1-0
Connecticut	0-0	0-0	0-1	0-1	Ole Miss	0-0	0-0	0-1	0-1
Coppin State	2-0	0-0	0-0	2-0	Pacific	1-0	0-0	0-0	1-0
Cornell	1-0	0-0	0-1	1-1	Penn State	10-0	8-3	0-1	18-4
Creighton	0-0	0-0	0-1	0-1	Pennsylvania	1-0	1-0	0-0	2-0
Davidson	0-0	0-0	0-1	0-1	Pepperdine	1-0	0-1	0-0	1-1
Delaware State	1-0	0-0	0-0	1-0	Pittsburgh	1-0	0-1	0-1	1-2
Detroit	3-0	1-1	0-0	4-1	Prairie View A&M	1-0	0-0	0-0	1-0
Duke	1-0	0-1	0-0	1-1	Presbyterian	1-0	0-0	0-0	1-0
Eastern Illinois	1-0	0-0	0-0	1-0	Purdue	6-3	2-7	0-0	8-10
Eastern Kentucky	0-0	0-0	1-0	1-0	Richmond	0-0	0-0	1-0	1-0
E. Washington	1-0	0-0	0-0	1-0	Rutgers	1-0	1-0	0-0	2-0
Farleigh Dickinson	1-0	0-0	0-0	1-0	St. John's	0-0	0-0	1-0	1-0
Florida	0-0	0-1	0-0	0-1	Samford	1-0	0-0	0-0	1-0
Florida A&M	1-0	0-0	0-0	1-0	San Diego	1-0	1-0	1-0	3-0
Florida Atlantic	0-0	0-0	1-0	1-0	Savannah State	2-0	0-0	0-0	2-0
Florida International	1-0	0-0	0-0	1-0	South Dakota	1-0	0-0	0-0	1-0
Florida State	1-0	0-0	1-0	2-0	Southeastern Louisiana	1-0	0-0	0-0	1-0
Fort Wayne	2-0	0-0	0-0	2-0	Southern	1-0	0-0	0-0	1-0
Furman	1-0	0-0	0-0	1-0	SIU-Edwardsville	1-0	0-0	0-0	1-0
Gardner-Webb	1-0	0-0	0-0	1-0	Stony Brook	1-0	0-0	0-0	1-0
Georgia	1-0	1-0	0-0	2-0	Syracuse	0-0	0-0	0-1	0-1
Georgia Tech.	0-0	0-1	0-0	0-1	Temple	0-1	1-0	0-0	1-1
Gonzaga	0-0	0-0	0-1	0-1	Tennessee	1-0	0-0	0-0	1-0
Grambling State	1-0	0-0	0-0	1-0	Texas	0-1	1-0	0-0	1-1
Green Bay	12-0	1-3	1-0	14-3	Texas A&M-CC	0-0	0-0	1-0	1-0
Hawaii	0-0	0-0	0-1	0-1	Texas Southern	1-0	0-0	0-0	1-0
Idaho State	1-0	0-0	0-0	1-0	Troy State	0-0	0-0	1-0	1-0
Illinois	8-3	5-6	3-2	16-11	Tulsa	0-0	0-0	1-0	1-0
Illinois-Chicago	3-0	0-2	0-0	3-2	UC Santa Barbara	1-0	0-0	0-0	1-0
Indiana	9-0	7-2	2-1	18-3	UMKC	1-0	1-0	0-0	2-0
Iona	0-0	0-0	1-0	1-0	UNC Greensboro	1-0	0-0	0-0	1-0
Iowa	9-1	5-5	1-1	15-7	UNC Wilmington	1-0	0-0	0-0	1-0
Iowa State	0-0	0-1	0-0	0-1	UNLV	2-0	0-2	0-1	2-3
Kansas State	0-0	0-0	2-0	2-0	Utah	0-0	0-1	0-0	0-1
Kennesaw State	1-0	0-0	0-0	1-0	Valparaiso	2-0	0-0	0-0	2-0
Kentucky	0-0	0-0	0-1	0-1	Vanderbilt	0-0	0-0	1-0	1-0
Lipscomb	1-0	0-0	0-0	1-0	Virginia	0-1	0-0	0-0	0-1
Louisiana Tech	1-0	0-0	0-0	1-0	Virginia Tech.	0-0	1-0	0-0	1-0
Long Beach State	1-0	0-0	0-0	1-0	Wake Forest	0-1	0-0	0-0	0-1
Loyola (Ill.)	2-0	1-1	0-0	3-1	Weber State	0-0	0-0	1-1	1-1
Manhattan	0-0	0-0	1-0	1-0	Western Carolina	1-0	0-0	0-0	1-0
Marquette	4-2	2-4	0-0	6-6	Winthrop	1-0	0-0	0-0	1-0
Maryland	1-0	0-1	1-1	2-2	Wisconsin	0-1	0-1	0-0	0-2
Mercer	1-0	0-0	0-0	1-0	Wofford	2-0	0-0	1-0	3-0
Michigan	9-0	5-5	1-0	15-5	Wright State	2-0	0-2	0-1	2-3
Michigan State	8-1	2-7	3-1	13-9	Xavier	0-0	0-1	0-1	0-2

## WISCONSIN COACHING RECORDS

Coach	Tenure	Yrs.	Won	Overall Lost	Pct.	Won	Big Ten Lost	Pct.	Titles
James C. Elsom	1898-1904	6	25	14	.641	—	—	—	—
Emmett Angell	1905-08	4	43	15	.741	19	5	.792	2 Big Ten
Haskell Noyes	1909-11	3	26	15	.634	18	15	.545	
Walter Meanwell	1912-17, '21-34	20	246	99	.712	158	80	.660	8 Big Ten
Guy Lowman	1812-20	3	34	19	.642	19	17	.528	1 Big Ten
Harold "Bud" Foster	1935-59	25	265	267	.498	143	182	.440	3 Big Ten, 1 NCAA
John Erickson	1960-68	9	100	114	.467	52	74	.413	
John Powless	1969-76	8	88	108	.449	42	78	.350	
Bill Coffield	1977-82	6	63	101	.384	32	76	.296	
Steve Yoder	1983-92	10	128	165	.437	50	130	.278	
Stu Jackson	1983-94	2	32	25	.561	15	21	.417	
Stan Van Gundy	1995	1	13	14	.481	7	11	.389	
Dick Bennett	1996-2000	5	93	69	.574	39	45	.464	
Brad Soderberg	2001	1	16	10	.615	9	7	.563	
Bo Ryan	2002-13	12	291	113	.720	144	60	.706	3 Big Ten, 2 Big Ten Tourney
<b>Totals</b>		<b>114</b>	<b>1463</b>	<b>1148</b>	<b>.560</b>	<b>747</b>	<b>801</b>	<b>.483</b>	

# Assistant Coaches

## Greg Gard

### Associate Head Coach

Greg Gard, a veteran of 20 seasons with Wisconsin coach Bo Ryan, will enter his 13th season on the Badger basketball staff in the fall of 2013. After spending seven seasons as an assistant coach at Wisconsin, he was named associate head coach in July of 2008.

Gard serves as the Badgers' recruiting coordinator in addition to on-floor coaching duties, opponent scouting and game preparation, and the constructing of future game schedules. He is also the director of the Badger Boys Basketball Summer Camps.

In July of 2010, Gard was named one of the top 25 high-major assistant coaches in college basketball (No. 10). Rivals.com also named Gard one of the nation's top 25 assistant coaches in 2007.

In Gard's 13 seasons in Madison, he has helped pilot the Badgers to three Big Ten regular season titles and two Big Ten tournament championships. UW has made the NCAA tournament in each of Gard's 13 seasons, advancing to the Sweet 16 in 2003, 2008, 2011 and 2012 as well as the Elite Eight in 2005.

Gard came to the Badgers after spending the previous two seasons as Ryan's assistant at UW-Milwaukee, where he had responsibilities in scouting, summer basketball camp operations and on-floor coaching, as well as involvement with recruiting.

Previously, Gard served as an assistant coach to Ryan at UW-Platteville from 1993-99. During Gard's years on the Pioneer staff, UW-Platteville compiled a 161-13 (.925) record and won three NCAA Division III

titles, five straight Wisconsin Intercollegiate Athletic Conference (WIAC) championships and appeared in six consecutive NCAA tournaments. In his final year at UW-Platteville, Gard served as Ryan's top assistant in charge of recruiting, camp operations and scouting. He also worked as an advisor in the university's admissions office.

Prior to joining Ryan's staff in Platteville, Gard spent three seasons at Southwestern High School and one at Platteville High School, where he served in junior high and assistant varsity coaching capacities.

Gard is a 1995 graduate of UW-Platteville with a degree in physical and health education. He received a master's degree in counselor education from Platteville in 2007. Gard and his wife, Michelle, have two daughters Mackenzie and Peyton and a son, Isaac.

## Gary Close

### Assistant Coach

Entering his 27th season in Division I, Gary Close will begin his 11th season with the Badgers in 2013-14. Close was an assistant for 16 years at Iowa and Stanford before joining UW's staff in the spring of 2003.

Among Close's many responsibilities with the Badgers is coordinating UW's player development workouts. The veteran coach was named one of the top 25 assistants in the country by Rivals.com in 2007.

Known as the team's shooting specialist, Close has presided over the five highest single-season 3-point totals in UW history. In 2011-12, the Badgers set a school record with 285 3-pointers made, topping the previous mark of 278 treys in 2010-11. UW also established a Big-Ten record free throw percentage in Close's tenure, connecting on 81.8 percent at the stripe in 2010-11.

Close spent three years as the head coach of Regina High School in Iowa City, leading the Regals to two state tournament appearances, and as the Director of Basketball Operations for Championship Productions in Ames, Iowa.

Prior to that, he spent 13 years as an assistant at Iowa under Tom Davis. During that time, the Hawkeyes appeared in nine NCAA tournaments, advancing to the Sweet 16 twice and the regional final once. At Iowa he coached 13 future NBA players including B.J. Armstrong, Roy Marble, Acie Earl, Matt Bullard, Ricky Davis and Ryan Bowen. Iowa shot better than 48.0 percent from the field

### THE GARD FILE

#### Hometown

Dodgeville, Wis.

#### Family

Wife, Michelle; daughters, Mackenzie and Peyton; son, Isaac

#### Education

B.S., Physical & Health Education, UW-Platteville, 1995  
M.S.E., Counselor Education, UW-Platteville, 2007

#### Coaching Experience

Assistant Coach, Wisconsin (2001-present)  
Assistant Coach, Wisconsin-Milwaukee (1999-2001)  
Assistant Coach, Wisconsin-Platteville (1993-99)  
Assistant Coach, Platteville (Wis.) H.S. (1993-94)  
Assistant Coach, Southwestern (Wis.) H.S. (1990-93)

five times during Close's tenure, including a school-record .528 in 1987-88.

Close was also an assistant for three years under Davis at Stanford. In his first season, Stanford won 19 games, the most at the school since 1961-62.

A veteran of a number of international tours, Close served as the assistant to Davis on a Pac-10 all-star team that toured Australia in 1985. During the summer of 1995, he served as co-head coach for a Big Ten all-star team that toured in Europe.

Under Close's direction in 1996, the People-to-People Sports team became the first American team to win the Malgrat International Tournament in Malgrat, Spain. In 1997, Close coached a team comprised of current and former Iowa players to a perfect 6-0 record on a six-game tour in Germany.

A native of Moorestown, N.J., Close earned a bachelor's degree (1978) and a master's degree (1982) from Arizona State. Close, his wife Kellie and their children Sam and Ellen, live in Middleton.

### THE CLOSE FILE

**Hometown**

Moorestown, N.J.

**Family**

Wife: Kellie; son: Sam and daughter: Ellen

**Education**

B.S., Arizona State, 1978

M.S., Arizona State, 1982

**Coaching Experience**

Assistant Coach, Wisconsin (2003-present)

Head Coach, Regina (Iowa) High School (2000-03)

Assistant Coach, Iowa (1986-99)

Assistant Coach, Stanford (1983-86)

## Lamont Paris

### Assistant Coach

Lamont Paris begins his fourth season on the Wisconsin men's basketball coaching staff after being hired on Sept. 10, 2010. A 17-year coaching veteran, Paris joins the Badgers' bench after a six-year stint as an assistant coach at Akron.

During his time in Madison, the Badgers have averaged 24.7 wins per season and advanced to the NCAA tournament all three years. UW advanced to the Sweet 16 in each of Paris' first two seasons on the Badgers' bench.

In his six seasons at Akron, Paris served as the lead recruiter and helped guide the Zips to a 139-62 (.692) record and 20-win seasons in each of his final five years.

Akron's 23-10 record in 2005-06 marked the school's first 20-win season since 1974-75.

Under his tutelage, Akron garnered four postseason berths, including winning the 2009 MAC Tournament to advance to the 2009 NCAA Tournament. The Zips also made two NIT appearances and played in the 2010 CBI Tournament in his tenure.

During Paris' time, Akron players earned first or second-team All-MAC honors on six different occasions. Romeo Travis earned MAC Player of the Year in 2007 and honorable mention AP All-America honors.

Prior to his stint at Akron, Paris spent four seasons at Indiana University-Pennsylvania (IUP), helping the Indians compile a 82-36 (.695) record and claim two Pennsylvania State Athletic Conference titles. Paris also spent two seasons as an assistant coach at both DePauw (1999-00) and his alma mater, Wooster (1997-98).

Paris is a member of the National Association of Basketball Coaches (NABC) and the Black Coaches Association. He was one of five men's assistant coaches selected to participate in the BCA's "Achieving Coaching Excellence" program in 2007. Additionally in 2007, he was inducted into Kaleidoscope Magazine's Forty-Forty Club, a list consisting of Cleveland's top 40 African-Americans age 40 and under who have made a difference in the community.

A native of Findlay, Ohio, Paris earned a bachelor's degree in business economics from Wooster in 1996 and a master's degree in recreation and sports management from Indiana State in 2000. Paris played four seasons for Wooster and was named the team's MVP and captain for both his junior and senior seasons. He was also an All-North Coast Athletic Conference pick during his last two seasons. During his playing career, the Scots made three trips to the NCAA Division III tournament and won a pair of conference titles.

### THE PARIS FILE

**Hometown**

Findlay, Ohio

**Education**

B.S., Business-Economics, Wooster, 1996

M.S. Recreation & Sports Mgmt, Indiana St., 2000

**Coaching Experience**

Assistant Coach, Wisconsin (2010-present)

Assistant Coach, Akron (2005-10)

Assistant Coach, Indiana Univ.-Pennsylvania (2001-04)

Assistant Coach, DePauw (1999-00)

Assistant Coach, Wooster (1997-98)

# Basketball Support Staff

## Luke Wainwright

### Director of Basketball Operations

Luke Wainwright begins his fourth season as Wisconsin's director of basketball operations for the 2013-14 season. A 2009 graduate of UW, Wainwright is in his seventh year with the Badger basketball program, after serving as a program assistant for the 2009-10 season and a team manager prior to that.

Wainwright spent three seasons as a manager for the Badgers, including the 2008-09 campaign as head manager. He has worked the Wisconsin Boys Basketball Camps for each of the last four summers.

A native of Verona, Wis., Wainwright spent five seasons as an assistant football coach at his alma mater, Verona High School. A four-sport athlete, Wainwright was a two-time first-team all-conference honoree in basketball.

Wainwright graduated from UW-Madison in 2009 with a bachelor's degree in history. Wainwright and his wife, Lee, reside in Madison.

## Erik Helland

### Strength & Conditioning Coach

Erik Helland begins his first season working with the Badgers in 2013-14 after spending 25 years of the Chicago Bulls strength and conditioning staff.

Hired on May 31, 2013, Helland has over two decades of experience as a certified National Strength and Conditioning specialist and level I USA Weightlifting coach.

Helland's tenure with the Bulls included six NBA championships, including a pair of three-peats, and an NBA record 72 regular-season wins in 1995-96. Helland also oversaw the strength and physical development of Naismith Memorial Hall of Fame honorees Michael Jordan, Scottie Pippen, Dennis Rodman and Robert Parish.

A native of Edgerton, Wis., Helland was instrumental in the growth and dominance of the youngest MVP in NBA history, Derrick Rose, who was honored with the award in 2011. Helland is also credited in the development of 2013 NBA All-Stars Luol Deng and Joakim Noah as well as past Bulls greats Horace Grant, John Paxson, Steve Kerr, B.J. Armstrong and Toni Kukoc.

Following 13 seasons as an assistant, Helland took over the reins of the strength program in 2001, where his duties included conducting some of the most comprehensive

testing protocols in the NBA, assisting in pre-NBA Draft workouts and NBA free agent assessments.

Helland has consulted with numerous college and professional strength and conditioning programs, and has worked extensively with athletes from the NFL and European Basketball Leagues, as well as professional, collegiate and high school athletes from nearly every sport.

Prior to his stint with the Bulls, Helland coached at Elk Mound (Wis.) High School and the University of Wisconsin-Eau Claire. He is a 1987 graduate of UW-Eau Claire where he earned his degree in physical education with an emphasis on athletic training and coaching.

Helland resides in Stoughton with his wife, Michele, and sons, Gunnar and Trevar.

## Henry Perez-Guerra

### Athletic Trainer

The 2013-14 season will mark Henry Perez-Guerra's 21st year as an athletic trainer at Wisconsin. His primary responsibilities are with the men's basketball and swimming & diving teams. Prior to coming to the athletic department, Perez-Guerra was employed by the UW Hospital and Clinic's Sports Medicine Center as a trainer in the outreach program.

Perez-Guerra received his bachelor of science in 1985 in physical education, with an emphasis in athletic training from UW-Madison. Following graduation, he spent the summer with the Philadelphia Eagles football club as an athletic training student. In 1995, he completed his master's degree in health education at Wisconsin.

Perez-Guerra moved to Kansas City, Mo., to join Sports Rehabilitation and Physical Therapy Associates as an athletic trainer. He was assigned to the University of Missouri-Kansas City athletic program as the school's first full-time athletic trainer, responsible for all 12 NCAA Division I sports. He also started the sports medicine program from scratch. In addition to his athletic training duties, he taught a class in athletic training injuries for the School of Education and was the head women's tennis coach.

Perez-Guerra is a State of Wisconsin licensed athletic trainer and a certified member of the National Athletic Trainers' Association. He resides in Madison with his wife and two children.



**A.J. Van Handel****Video Coordinator**

A.J. Van Handel, enters his eighth season with the UW men's basketball team, but his first as the team's video coordinator. Following four years as a team manager and a three-year stint as the program assistant at UW, Van Handel took over the video coordinator duties in June of 2013.

A native of Ashwaubenon, Wis., Van Handel earned his bachelor's degree in history and political science from Wisconsin in 2010. In addition to serving as a student assistant coach for two seasons at Ashwaubenon High School, Van Handel has worked the UW Boys Basketball Camps in each of the past six summers.

**Gary Poels****Equipment Manager**

Gary Poels enters his 17th season as equipment manager for the Badgers after working eight seasons with the Green Bay Packers.

Poels has been a member of the Athletic Equipment Managers Association (AEMA) for 20 years and has been a certified equipment manager for 17 years. He is responsible for the inventory and oversees the purchase orders of equipment for men's and women's basketball and men's and women's swimming and diving at Wisconsin.

While with the Packers, Poels assisted with the day-to-day operation of the equipment room. He was with the Packers while five current or future head coaches were on the coaching staff, including Mike Holmgren, Ray Rhodes, Andy Reid, Jon Gruden and Steve Mariucci.

He and his wife, Jodi, have three children: Kyle, Lindsey and Jessica.

**Otto Puls****Assistant Equipment Manager**

Otto Puls is beginning his 17th season with the men's basketball team. Puls acts as the official scorekeeper for all home games, a position he has held since 1965. A former Big Ten Conference official in football as well as high school and college basketball referee, Puls officiates during practice. On the road, he is responsible for the team's equipment needs as well as visitor scorekeeping.

A native of Madison and graduate of East High School, Puls graduated from Wisconsin in 1955. He was a two-year letterwinner in baseball and played one season in the Baltimore Orioles farm system.

Puls officiated baseball, football and basketball at the high school and college levels. As a 20-year Big Ten football official, he worked 238 games and the 1977 and 1982 Rose Bowls. He retired in 1997.

As a basketball official, Puls worked more than 1,160 games, including 14 boys' state high school tournaments and 10 Wisconsin State University playoffs. He was the supervisor of officials for the WSUC from 1983-90.

A 1996 inductee into the Wisconsin Basketball Association Hall of Fame, Puls is also a member of the Wisconsin Football Coaches Association HOF (1998) and the Madison Sports HOF (2000).

Puls worked as a pharmacist in Madison from 1955-96 and still does so part-time. He and his wife, Barbara, have been married for 53 years and live in Middleton. They have three children, Julie, Jeffrey and Joanne and five grandchildren.

**Kat Vosters****Program Assistant**

Kat Vosters begins her first season serving as a program assistant for men's basketball and her fifth year with the program overall. Vosters most recently spent four seasons as a team manager for the Badgers.

A native of Verona, Wis., Vosters is a 2013 graduate of UW.

**Peg Cullen****Program Assistant**

Peg Cullen begins her 12th season at UW, her alma mater, and ninth working in the Wisconsin men's basketball office.

Her chief duties are supporting the coaching staff in recruiting, scheduling and travel. Cullen has a background in publishing and is responsible for office management.

Cullen and her husband, Michael, have two daughters, Nora and Willa.

**Laura Strang****Booster Contact**

Laura Strang has worked in the men's basketball office at Wisconsin for the past 10-plus years. She assists with planning and administration for the Badger Basketball Boosters and helps with the administration of the Bo Ryan Boys Basketball Camps.

Strang attended UW-Platteville and was in attendance at Pioneer games under the direction of Coach Ryan. She graduated from UWP with a bachelor's degree in English.

Strang and her husband, Tim, have a daughter, Jessica and sons, Nate and Clay.

# 2013-14 Wisconsin Badgers - Radio/TV Roster



**1 Ben Brust**  
G, Sr., 6-1, 196  
Hawthorn Woods, Ill.



**2 Jordan Smith**  
G, Jr., 6-1, 180  
Orono, Minn.



**3 George Marshall**  
G, R-So., 5-11, 182  
Chicago, Ill.




**5 Aaron Moesch**  
F, Fr., 6-8, 200  
Green Bay, Wis.



**10 Nigel Hayes**  
F, Fr., 6-7, 250  
Toldeo, Ohio




**11 Jordan Hill**  
G, Fr., 6-3, 170  
Pasadena, Calif.



**12 Traevon Jackson**  
G, Jr., 6-2, 208  
Westerville, Ohio



**13 Duje Dukan**  
F, R-Jr., 6-9, 220  
Deerfield, Ill.




**15 Sam Dekker**  
F, So., 6-7, 220  
Sheboygan, Wis.



**21 Josh Gasser**  
G, R-Jr., 6-3, 210  
Port Washington, Wis.



**24 Bronson Koenig**  
G, Fr., 6-3, 190  
La Crosse, Wis.




**30 Vitto Brown**  
F, Jr., 6-8, 237  
Bowling Green, Ohio




**32 Evan Anderson**  
C, R-Jr., 6-10, 245  
Stanley, Wis.



**33 Zak Showalter**  
G, So., 6-2, 206  
Germantown, Wis.



**34 Zach Bohannon**  
F, Sr., 6-6, 206  
Marion, Iowa



**35 Riley Dearing**  
G, Fr., 6-5, 180  
Minnetonka, Minn.



**44 Frank Kaminsky**  
F, Jr., 7-0, 234  
Lisle, Ill.



**Bo Ryan**  
Head Coach  
13th season at UW



**Greg Gard**  
Associate Head Coach  
13th season at UW



**Gary Close**  
Assistant Coach  
11th season at UW



**Lamont Paris**  
Assistant Coach  
4th season at UW



**Erik Helland**  
Strength & Conditioning  
1st season at UW



**Henry Perez-Guerra**  
Athletic Trainer  
21st season at UW



**Luke Wainwright**  
Dir. of Basketball Operations  
4th season at UW



**A.J. Van Handel**  
Video Coordinator  
1st season at UW

# 2013-14 Wisconsin Badgers

ALPHABETICAL ROSTER	POS	HT	WT	YR/ELIG	HOMETOWN (HIGH SCHOOL/PREVIOUS)
32 Anderson, Evan**	C	6-10	245	Sr./Jr.	Stanley, Wis. (Eau Claire North)
34 Bohannon, Zach*	F	6-6	206	5th/Sr.	Marion, Iowa (Linn-Mar/Air Force)
30 Brown, Vitto	F	6-8	237	Fr./Fr.	Bowling Green, Ohio (HS)
1 Brust, Ben***	G	6-1	196	St./Sr.	Hawthorn Woods, Ill. (Mundelein)
35 Dearing, Riley	G	6-5	180	Fr./Fr.	Minnetonka, Minn. (HS)
15 Dekker, Sam*	F	6-7	220	So./So.	Sheboygan, Wis. (Lutheran)
13 Dukan, Duje**	F	6-9	220	Sr./Jr.	Deerfield, Ill. (HS)
21 Gasser, Josh**	G	6-3	190	Sr./Jr.	Port Washington, Wis. (HS)
10 Hayes, Nigel	F	6-7	250	Fr./Fr.	Toldeo, Ohio (Whitmer)
11 Hill, Jordan	G	6-3	170	Fr./Fr.	Pasadena, Calif. (Exeter Academy [N.H.])
12 Jackson, Traevon**	G	6-2	208	Jr./Jr.	Westerville, Ohio (South)
44 Kaminsky, Frank**	F	7-0	234	Jr./Jr.	Lisle, Ill. (Benet Academy)
24 Koenig, Bronson	G	6-3	190	Fr./Fr.	La Crosse, Wis. (Aquinas)
3 Marshall, George*	G	5-11	182	Jr./So.	Chicago, Ill. (Brooks)
5 Moesch, Aaron	F	6-8	200	Fr./Fr.	Green Bay, Wis. (Southwest)
2 Smith, Jordan**	G	6-1	180	Jr./Jr.	Orono, Minn. (HS)
33 Showalter, Zak*	G	6-2	192	So./So.	Germantown, Wis. (HS)

NUMERICAL ROSTER	POS	HT	WT	YR/ELIG	HOMETOWN (HIGH SCHOOL/PREVIOUS)
1 Ben Brust***	G	6-1	196	St./Sr.	Hawthorn Woods, Ill. (Mundelein)
2 Jordan Smith**	G	6-1	180	Jr./Jr.	Orono, Minn. (HS)
5 Aaron Moesch	F	6-8	200	Fr./Fr.	Green Bay, Wis. (Southwest)
10 Nigel Hayes	F	6-7	250	Fr./Fr.	Toldeo, Ohio (Whitmer)
11 Jordan Hill	G	6-3	170	Fr./Fr.	Pasadena, Calif. (Exeter Academy [N.H.])
12 Traevon Jackson**	G	6-2	208	Jr./Jr.	Westerville, Ohio (South)
13 Duje Dukan**	F	6-9	220	Jr./Jr.	Deerfield, Ill. (HS)
15 Sam Dekker*	F	6-8	220	So./So.	Sheboygan, Wis. (Lutheran)
21 Josh Gasser**	G	6-3	190	Sr./Jr.	Port Washington, Wis. (HS)
24 Bronson Koenig	G	6-3	190	Fr./Fr.	La Crosse, Wis. (Aquinas)
30 Vitto Brown	F	6-8	237	Fr./Fr.	Bowling Green, Ohio (HS)
32 Evan Anderson**	C	6-10	245	Sr./Jr.	Stanley, Wis. (Eau Claire North)
33 Zak Showalter*	G	6-2	192	So./So.	Germantown, Wis. (HS)
34 Zach Bohannon*	F	6-6	206	5th/Sr.	Marion, Iowa (Linn-Mar/Air Force)
35 Riley Dearing	G	6-5	180	Fr./Fr.	Minnetonka, Minn. (HS)
44 Frank Kaminsky**	F	7-0	234	Jr./Jr.	Lisle, Ill. (Benet Academy)

\* letters earned at Wisconsin

Head Coach: Bo Ryan

Associate Head Coach: Greg Gard

Assistant Coaches: Gary Close and Lamont Paris

Director of Basketball Operations: Luke Wainwright

Strength & Conditioning Coach: Erik Helland

Athletic Trainer: Henry Perez-Guerra

Video Coordinator: A.J. Van Handel

Equipment Managers: Gary Poels and Otto Puls

Program Assistants: Peg Cullen and Kat Vosters

Booster Contact: Laura Strang

## Pronunciation Guide

Vitto Brown	VEE-toe
Riley Dearing	DEAR-riŋ
Duje Dukan	DOO-yay DOOK-in
Josh Gasser	GAH-sir
Traevon Jackson	TRAY-von
Frank Kaminsky	kuh-MIN-ski
Bronson Koenig	KAY-nig
Aaron Moesch	MAY-shh

# Player Biographies

## 34 Zach Bohannon

F • 5th./Sr. • 6-6 • 206

Marion, Iowa (Linn-Mar)

A fifth-year graduate student, Zach Bohannon enters his third season at UW after spending two campaigns at Air Force. Bohannon earned a scholarship for the 2012-13 season after entering as a walk-on, and returned to walk-on status for 2013-14. The younger brother of former Badger 1,000-point scorer Jason Bohannon, Zach has appeared in 56 games (1 start), with 17 of those coming with the Badgers last season. At 6-foot-6, Bohannon has the frame and tenacity to play under the basket, but also the touch to shoot from the perimeter. With his ability to play either of the forward positions, Bohannon should find himself in the UW frontcourt rotation this season.

### Career

- Has appeared in 56 career games (39 of which came in 2 seasons at Air Force)
- Made first-career start at UTEP (12/29/10)
- Owns 3 career games in double figures
- Made Badger debut in UW's 2012-13 season opener vs. SE Louisiana (11/11/12)

### Honors

- 2013 Academic All-Big Ten

### 2012-13

Saw action in 17 games off the bench ... scored 4 points and tied a season-high grabbing 4 rebounds in just 2 minutes of action at Northwestern ... scored 2 points and added 4 rebounds in just 5 minutes at Iowa ... tallied 3 points, 2 rebounds and 2 assists in a season-high 9 minutes against Presbyterian ... scored a season-high five points and added five rebounds and a block in nine minutes during his Badgers debut against Southeastern La.

### 2011-12

Redshirted per NCAA transfer rules

### 2010-11 (At Air Force)

Missed the first 10 games after right thumb surgery during the preseason, but returned to play 13.5 minutes per game and average 4.3 points and 2.0 rebounds ... shot .492 from the field and .367 from 3-point range ... posted career highs of 12 points, 8 boards and 5 assists in a win at Utah ... scored 11 points on 3-for-3 shooting from 3-point range vs. Florida A&M

### 2009-10 (At Air Force)

Appeared in 17 games ... season-highs of 8 points and 5 rebounds at home against BYU ... also played season-high 18 minutes vs. the Cougars ... made 1st career 3-pointer against Prairie View A&M ... career-high 3 steals vs. UNLV ... played double-figure minutes in 5 of the team's last 8 games

### High School

Three-year letterwinner, led Linn-Mar to a 24-3 record and runner-up finish in Class 4A as a senior ... named to all-tournament team at state tournament ... first-team all-state selection and conference player of the year as a senior ... second-team all-state and first-team all-conference selection as a junior ... averaged a double-double (15 pts., 10 reb.) as a junior ... helped team to the 4A state championship as a sophomore ... academic all-state selection ... member of National Honor Society

### Personal

Parents are Gordy and Brenda Bohannon ... has three brothers, Jason, Matt and Jordan ... older brother, Jason, was a four-year letterwinner in men's basketball at Wisconsin and younger brother Matt is a redshirt freshman guard at Northern Iowa ... father, Gordy, played QB at the University of Iowa, starting in the 1982 Rose Bowl ... earned his undergraduate degree in economics in December of 2012 ... completed his master's degree in life sciences communications in the summer of 2013 and is currently enrolled in the UW MBA program

**BOHANNON'S CAREER STATISTICS**

<b>Overall</b>		<b>3-Point</b>								<b>Rebounding</b>							
Year	GP-GS	Min/Avg	FG-FGA	Pct	FG-FGA	Pct	FT-FTA	Pct	Off-Def	Tot	Avg	PF-FO	Ast	TO	Blk	Stl	Pts/Avg
2009-10*	17-0	137/8.1	15-25	.600	2-8	.250	6-14	.429	6-12	18	1.1	22-0	8	6	0	8	38/2.2
2010-11*	22-1	297/13.5	31-63	.492	11-30	.367	21-28	.750	8-35	43	2.0	48-2	26	23	6	8	94/4.3
2011-12 Redshirt Season																	
2012-13	17-0	80/4.7	7-15	.467	2-5	.400	1-6	.167	9-14	23	1.4	6-0	2	3	2	2	17/1.0
<b>Total</b>	<b>56-1</b>	<b>514/8.8</b>	<b>53-103</b>	<b>.515</b>	<b>15-43</b>	<b>.349</b>	<b>28-48</b>	<b>.583</b>	<b>23-61</b>	<b>84</b>	<b>1.5</b>	<b>76-2</b>	<b>36</b>	<b>32</b>	<b>8</b>	<b>18</b>	<b>149/2.7</b>

<b>Big Ten</b>		<b>3-Point</b>								<b>Rebounding</b>							
Year	GP-GS	Min/Avg	FG-FGA	Pct	FG-FGA	Pct	FT-FTA	Pct	Off-Def	Tot	Avg	PF-FO	Ast	TO	Blk	Stl	Pts/Avg
2012-13	7-0	27/3.9	3-7	.429	0-1	.000	0-4	.000	5-5	10	1.4	1-0	0	1	0	0	6/0.9
<b>Total</b>	<b>7-0</b>	<b>27/3.9</b>	<b>3-7</b>	<b>.429</b>	<b>0-1</b>	<b>.000</b>	<b>0-4</b>	<b>.000</b>	<b>5-5</b>	<b>10</b>	<b>1.4</b>	<b>1-0</b>	<b>0</b>	<b>1</b>	<b>0</b>	<b>0</b>	<b>6/0.9</b>

\*at Air Force

# 1 Ben Brust

**G • Sr./Sr. • 6-1 • 196**

**Hawthorn Woods, Ill. (Mundelein)**

Entering his final campaign in the Cardinal and White, Ben Brust is poised to enter the record books as one of the most prolific long-range shooters in UW history. With range extending well beyond the 3-point stripe, Brust set the UW single-season record with 79 triples last season and equaled a UW record by knocking down seven 3-pointers in a game on two separate occasions during his sophomore season. However, the senior guard emerged as much more than just a long-range gunner last season, ranking fourth in the Big Ten with five double-doubles and finishing 19th in rebounding, despite his 6-foot-1 frame. Brust also finished second on the Badgers in assists, steals and charges drawn. He also added "clutch" to his legacy after making one of the most memorable plays in recent UW history, draining a half-court shot to force overtime in the Badgers' 65-62 win over No. 3 Michigan on Feb. 9, 2013. Owning some of the fastest feet on the team, head coach Bo Ryan has said the guard comes off a screen as quick as any player he has ever coached.

### Career

- Owns 86 career games played (35 starts)
- Recorded 5 double-doubles in 2012-13
- Has scored 20+ points in a game 5 times

### Honors

- 2013 honorable mention All-Big Ten
- Big Ten Co-Player of the Week (2/11/13)

### Record Book

- Made a UW single-season record 79 3-pointers in 2012-13
- Made seven 3-pointers in a game on two occasions, equaling the Wisconsin record
- His 7-for-7 performance from 3-point range vs. UNLV (Dec. 10, 2011) tied a UW and Big Ten record

### 2012-13

Started all 35 games, posting 5 double-doubles ... consensus honorable mention All-Big Ten honoree ... Big Ten Co-Player of the Week (2/11) after averaging 16.0 points, 4.0 rebounds and 1.5 steals in wins over Iowa and No. 3 Michigan ... tied for 4th in the Big Ten with 5 double-doubles ... led the team and ranked 21st in the Big Ten in scoring (11.1) ... ranked 5th in the Big Ten in 3-point field goals made per game (2.3) and 8th in 3-point field goal percentage (.389) ... set a UW single-season record with 79 made 3-pointers and his 203 3-point attempts ranks 3rd in school annals ... led the team in scoring (10.9) during Big Ten play ... tied for 19th in the Big Ten in rebounding (5.1), the only player in the top 20 shorter than 6-foot-4 ... led UW with a 2.0 assist-to-turnover ratio ... 2nd on the team in assists (79), steals (34) and charges drawn (10) ... played a team-high 1,200 minutes, the 5th-highest mark in UW annals ... scored 12 points and added 3 rebounds and 2 steals against Indiana in the Big Ten tournament semifinal ... tallied 14 points, including 4 3-pointers and grabbed 8 boards vs. Michigan in the Big Ten tourney quarterfinal ... posted 5th double-double of the season with 15 points, 11 rebounds against Ohio State ... hit buzzer-beating 3-pointer to send game to OT in win over Michigan ... game-high 20 points at Illinois ... scored a season-high 22 points vs. California ... recorded 6 made 3-pointers against Presbyterian, finishing with 20 points, and tying a career-high with 12 boards ... recorded 1st career double-double in season-opening win over Southeastern Louisiana, posting a 14-point, 11-rebound performance

**2011-12**

Appeared in all 36 games off bench, playing 6th-most minutes ... 6th-best scoring average among Big Ten reserves at 7.3 ppg ... increased scoring average by 6.6 points from freshman season ... averaged 1.6 treys per game to rank 13th in the Big Ten and finished 14th in conference in 3-point percentage at 38.9% ... 5th on the Badgers averaging 7.3 points per game ... hit 3-of-5 3-pointers to finish with 11 points and 4 rebounds in NCAA tournament win over Vanderbilt ... made 3 3-pointers in Sweet 16 loss to Syracuse, had 9 points ... team-high 13 points on 3-6 3-pointers against Indiana... team-high 13 points on 3-4 3-pointers in win at Purdue ... tied UW school record with 7 3-pointers made and finished with career-high 25 points against UNLV, 2nd-most points by a UW player off the bench in Bo Ryan era ... hitting on 7-of-7 3-pointers against UNLV tied a Big Ten record for 3's made without a miss ... career-high 3 steals to go with 9 points at No. 5 North Carolina ... tied UW school record with 7 3-pointers and finished with 21 points against BYU, also had 4 rebounds ... first player in UW history to make at least 4 3-pointers in the first 2 games of the season (Brust went 4-for-8 from deep in each game) ... in first 2 games of season, became first non-starting Badger to post 14+ points in back-to-back games since 2008 ... hit 4 3-pointers in each of first 2 games, first player off the Badger bench to connect on 4+ 3-pointers in back-to-back games since 1999 ... hit 4 3-pointers against Colgate, finishing with 17 points, 4 rebounds and 2 assists ... in season opener against Kennesaw State, scored 14 points, knocking down 4 3-pointers

**2010-11**

Played in 15 games, averaging 3.0 minutes ... connected on a 3-pointer vs. Michigan State ... hit first career 3-pointer vs. Manhattan ... played 6 minutes, recording 2 points and 1 rebounds vs. South Dakota ... season-high 7 minutes of action vs. North Dakota ... played 6 minutes in season-opener vs. Prairie View A&M, recording first career points (2)

**High School**

A second-team all-state pick by the AP and Illinois Basketball Coaches Association ... averaged 24.6 points, 5.9 rebounds, 5.0 assists and 3.1 steals per game during senior season, topping the 40-point mark on four occasions ... also took home all-conference and all-area merits ... earned all-conference and all-area honors as a junior averaging 27.5 points, 4.0 rebounds, 2.3 assists and 2.0 steals ... started as a sophomore, averaging 17 points and 5.0 rebounds, earning all-conference and all-area honors ... attended Hersey H.S. in Arlington Heights, Ill., as a freshman ... 2010 Academic All-American, played in the prestigious 2010 Academic All-American Classic

**Personal**

Born in Arlington Heights, Ill. ... parents are John and Barb ... has two older brothers, Jonathan and Stephen, and an older sister, Courtney ... Jonathan golfed at Augustana (Ill.) and Cedarville (Ohio) and Stephen played soccer at Bradley ... auto racing enthusiast, he has become friends with numerous NASCAR drivers and has attended several races including serving as a spotter for Brendan Gaughan at the Johnsonville Sausage 200 at Road America and an Indianapolis Motor Speedway social media correspondent at the Brickyard 400 ... major is life sciences communication

**BRUST'S CAREER STATISTICS**

Overall Year	GP-GS		Min/Avg		3-Point		Rebounding		PF-FO		Ast		TO		Blk		Stl		Pts/Avg	
	GP	GS	Min	Avg	FG-FGA	Pct	FG-FGA	Pct	FT-FTA	Pct	Off-Def	Tot	Avg	PF-FO	Ast	TO	Blk	Stl	Pts	Avg
2010-11	15-0		45	3.0	4-16	.250	2-10	.200	0-0	.000	2-5	7	0.5	5-0	1	2	0	1	10	0.7
2011-12	36-0		768	21.3	92-232	.397	58-149	.389	20-24	.833	16-63	79	2.2	33-0	26	26	0	24	262	7.3
2012-13	35-35		1200	34.3	140-330	.424	79-203	.389	29-43	.674	41-139	180	5.1	47-1	79	40	2	34	388	11.1
<b>TOTAL</b>	<b>86-35</b>	<b>2013/23.4</b>	<b>236-578</b>	<b>.408</b>	<b>139-362</b>	<b>.384</b>	<b>49-67</b>	<b>.731</b>	<b>59-207</b>	<b>266</b>	<b>3.1</b>	<b>85-1</b>	<b>106</b>	<b>68</b>	<b>2</b>	<b>59</b>	<b>660</b>	<b>7.7</b>		

Big Ten Year	GP-GS		Min/Avg		3-Point		Rebounding		PF-FO		Ast		TO		Blk		Stl		Pts/Avg	
	GP	GS	Min	Avg	FG-FGA	Pct	FG-FGA	Pct	FT-FTA	Pct	Off-Def	Tot	Avg	PF-FO	Ast	TO	Blk	Stl	Pts	Avg
2010-11	4-0		6	1.5	1-3	.333	1-3	.333	0-0	.000	0-1	1	0.3	1-0	1	0	0	0	3	0.8
2011-12	18-0		361	20.1	35-100	.350	20-67	.299	9-10	.000	6-27	33	1.8	18-0	7	14	0	11	99	5.5
2012-13	18-18		654	36.3	70-162	.432	42-111	.378	15-21	.714	16-57	73	4.1	22-0	35	23	2	9	197	10.9
<b>Total</b>	<b>40-18</b>	<b>1021/25.5</b>	<b>106-265</b>	<b>.400</b>	<b>63-181</b>	<b>.348</b>	<b>24-31</b>	<b>.774</b>	<b>22-85</b>	<b>107</b>	<b>2.7</b>	<b>41-0</b>	<b>43</b>	<b>37</b>	<b>2</b>	<b>20</b>	<b>299</b>	<b>7.5</b>		

# 13 Duje Dukan

F • Sr./Jr. • 6-9 • 220

Deerfield, Ill. (Deerfield)

Duje Dukan returns in 2013-14 after sitting out last season as a redshirt. Dukan suffered from mononucleosis in the fall of 2012 causing him to get a late start on the season and necessitating the redshirt. For his career, he has appeared in 21 career games. The son of a Chicago Bulls executive, Dukan has been around professional basketball his entire life, serving as a ball boy during the Bulls championship years in the 1990s. Born in Croatia and raised in the Chicago area, he garnered attention late in his high school career. The combination of shooting range and his long, 6-8 frame provides a tough match-up from the wing. Dukan spent the summer of 2011 playing with the Croatian National Team in the U-20 European Championships in Bilbao, Spain. On the Badgers' 2013 Canadian exhibition trip Dukan averaged 8.8 points shooting 53.3 percent from the field and was second on the team with 5.8 rebounds per game.

### 2012-13

Redshirted season ... suffered from mononucleosis in the fall

### 2011-12

Saw duty in 13 games, including UW's NCAA tournament win over Montana ... tallied 2 points vs. Savannah State ... scored 2 points against Bradley ... grabbed career-high 2 rebounds against UMKC ... scored a career-high 4 points in career-high 11 minutes against Kennesaw State

### 2010-11

Appeared in 8 games ... saw 4 minutes of action vs. North Dakota, grabbing 1 rebound ... played 3 minutes in season-opener vs. Prairie View A&M, recording first career points (2)

### High School

Named first-team all-state by the Illinois Basketball Coaches Association as a senior averaging 23 points, 9.5 rebounds, 4.0 assists and 2.0 blocks ... posted 17 double-doubles and had 6 games with more than 30 points ... led Deerfield to 23-3 record and a tie for 1st in the Central Suburban North ... named *Lake County Journal* Player of the Year ... represented the World Select team at the 2010 Nike Hoop Summit ... earned All-Central Suburban League honors as a junior, averaging 16.0 points and 8.0 rebounds per game ... shot nearly 46 percent from 3-point range and 80 percent from the free-throw line as a junior ... posted averages of 25 points, 9 rebounds and 5 assists as a sophomore ... also played soccer ... member of DECA ... honor roll student

### Personal

Pronounced DOO-yay DOOK-in ... born in Split, Croatia and moved to the U.S. when he was 10 months old ... parents are Ivica and Gordana Dukan ... father, Ivica, is the Director of International Scouting for the Chicago Bulls and played professionally in Europe for 15 years ... majoring in international studies

### DUKAN'S CAREER STATISTICS

Overall		3-Point								Rebounding									
Year	GP-GS	Min/Avg	FG-FGA	Pct	FG-FGA	Pct	FT-FTA	Pct	Off-Def	Tot	Avg	PF-FO	Ast	TO	Blk	Stl	Pts/Avg		
2010-11	8-0	15/1.9	1-4	.250	0-0	.000	0-0	.000	2-3	5	0.6	1-0	0	0	0	0	2/0.3		
2011-12	13-0	41/3.2	4-7	.571	0-2	.000	1-4	.250	1-6	7	0.5	2-0	2	3	0	3	9/0.7		
2012-13									Redshirt Season										
<b>Total</b>	<b>21-0</b>	<b>56/2.7</b>	<b>5-11</b>	<b>.455</b>	<b>0-2</b>	<b>.000</b>	<b>1-4</b>	<b>.250</b>	<b>3-9</b>	<b>12</b>	<b>0.6</b>	<b>3-0</b>	<b>2</b>	<b>3</b>	<b>0</b>	<b>3</b>	<b>11/0.5</b>		
Big Ten		3-Point								Rebounding									
Year	GP-GS	Min/Avg	FG-FGA	Pct	FG-FGA	Pct	FT-FTA	Pct	Off-Def	Tot	Avg	PF-FO	Ast	TO	Blk	Stl	Pts/Avg		
2010-11	2-0	4/2.0	0-1	.000	0-0	.000	0-0	.000	0-1	1	0.5	0-0	0	0	0	0	0/0.0		
2011-12	3-0	3/1.0	0-0	.000	0-0	.000	0-0	.000	0-1	1	0.3	1-0	1	0	0	0	0/0.0		
2012-13									Redshirt Season										
<b>Total</b>	<b>5-0</b>	<b>7/1.4</b>	<b>0-1</b>	<b>.000</b>	<b>0-0</b>	<b>.000</b>	<b>0-0</b>	<b>.000</b>	<b>0-2</b>	<b>2</b>	<b>0.4</b>	<b>1-0</b>	<b>1</b>	<b>0</b>	<b>0</b>	<b>0</b>	<b>0/0.0</b>		

## 21 Josh Gasser

G • Sr./Jr. • 6-3 • 190

Port Washington, Wis. (Port Washington)

Combo guard Josh Gasser returns after missing the entire 2012-13 season after sustaining a torn left ACL during practice on October 27 and undergoing subsequent surgery on Nov. 6. Gasser was in line to take over the point guard reins a year ago, but is equally adept at playing either guard position. Gasser, who started 66 games in his first two seasons at UW, earned the reputation as one of the most well-rounded players in recent program history. A 2012 Big Ten All-Defensive Team honoree, Gasser also shot 45.2 percent from 3-point range as a sophomore (third-best in the conference) and ranks 5th in UW history with a 1.95 assist-to-turnover ratio. Gasser originally gave glimpses of that versatility when he posted Wisconsin's first-ever triple double in a 2011 win at Northwestern. The Port Washington, Wis., native is beloved by Badgers fans and his teammates alike for his toughness, both mentally and physically. As a freshman in 2011, Gasser drained a buzzer-beating 3-pointer to give Wisconsin a dramatic win at Michigan, then showed his physical toughness as a sophomore when he defended the SEC's leading scorer, Vanderbilt's John Jenkins, to 3-of-13 shooting while battling the flu. Averaged 14.3 min. and 4.3 points per game during UW's 2013 Canadian exhibition tour.

### Record Book

- Ranks fifth in school history with a career 1.95 assist-to-turnover ratio (min. 100 ast.)
- Entered 2013-14 season ranked 10th in UW history with a career .391 (61-156) 3-point shooting percentage
- Shot .452 from 3-point range in 2011-12, the 10th-highest mark in school annals
- Recorded the first triple-double in UW history with 10 points, 12 rebounds and 10 assists at Northwestern (1/23/11)
- Became first Big Ten freshman to record an official triple-double and the first since Earvin "Magic" Johnson did it in 1977
- Scored 21 points in first-career game, ranking as the second-best freshman debut in UW annals
- His 2.57 assist-to-turnover ratio in 2010-11 ranks as the 5th-best single-season mark in UW annals
- Equaled UW freshman record by appearing in 34 games and his 30 starts are the third-most among Badger freshmen
- Became the 1st UW freshman to hit a game-winning buzzer beater (final second or as time expired) with his 3-pointer at the buzzer to win at Michigan (2/23/11)

### Honors

- 2012 Big Ten All-Defensive Team

### Career

- Has appeared in all 70 games of his two eligible seasons (66 starts)
- Owns 22 double-digits scoring games
- Started against North Dakota, becoming just the third UW freshman to start a game under Bo Ryan, joining Devin Harris in 2001-02 and Alando Tucker in 2002-03

### 2012-13

Redshirted the season after sustaining a torn left ACL during practice on October 27 and undergoing subsequent surgery on Nov. 6

### 2011-12

Started all 36 games, reaching double figure points 13 times ... third in the Big Ten at 45.2% (42-of-93) from 3-point range (10th-best mark in UW single-season history) ... 10th in Big Ten in minutes played (34.1 avg.), third-most minutes in UW single-season history (1,227) ... in Big Ten games, finished 6th in FT percentage at 83% (39-of-47) and 6th in minutes played (37.1 avg.) ... battling the flu, held Vandy's John Jenkins to 13 points (3-13 FG) ... had 12 points in NCAA opener vs. Montana ... tied season highs with 16 points and 8 rebounds against Illinois ... team-high 14 points and 5 rebounds at Iowa ... scored 15 points on 3-of-5 3-pointers against Penn State ... tallied 12 points with 5 rebounds vs. Nebraska... scored 11 points with season-high 8 rebounds vs. Iowa ... recorded 11 points with 5 rebounds vs. Mississippi Valley State ... made 3-4 3-pointers and ended with 15 points to go with season-high 8 rebounds against Bradley ... hit on 4-4 3-pointers, finishing with a season-high 16 points against Wofford ... in the opener against Kennesaw State, scored 14 points to go along with 4 rebounds and 4 assists, making 4-4 on 3-pointers

### 2010-11

Saw action in all 34 games, including 30 starts ... averaged 28.1 minutes per game, third-highest on the team ... his 2.50 assist-to-TO ratio ranked 2nd on the team and was good for 5th in UW history ... had a 3.31 assist-to-turnover ratio in Big Ten play, would have ranked 2nd in the conference but did not meet the 3.0 assists-per-game minimum ... finished with a total of 13 turnovers in 18 conference games, averaging one every 39.8 minutes ... shot 48.0% from 3-point range (12-of-25) over last 14 games after shooting



18.4% (7-of-38) in first 20 games ... ranked 4th on the team in scoring (5.9 ppg), 4th in rebounding (3.9 rpg) and 2nd with 75 assists ... ranked 2nd on team (min. 20 attempts), shooting .855 (47-of-55) at the free throw line ... scored 11 points (3-of-4 FGs, 4-of-4 FTs) and added 7 rebounds and 2 steals in 36 minutes vs. Kansas State ... scored team-high 17 points on 7-for-10 shooting at Ohio State, going 2-for-3 from 3-point range ... hit game-winning 3-pointer as time expired to lift UW to a 53-52 win at Michigan ... scored 11 points (3-for-3 from 3-point range), with 7 rebounds and 2 assists in win over No. 1 Ohio State ... chipped in 11 points (2-of-2 from 3-point range), 4 rebounds, 2 assists and 1 steal in win over Purdue ... scored 10 points and added career-high 12 rebounds and career-best 10 assists at Northwestern to record the first-ever triple-double in school history ... made first career start vs. North Dakota with 7 points, 6 rebounds and 4 assists ... scored 21 points (9-for-10 free throws) with a team-high 9 rebounds, 3 as-

sists and 1 steal in his first collegiate game vs. Prairie View A&M

**High School**

Wisconsin Gatorade Player of the Year and AP first-team all-state selection as a senior, averaging 23.9 points, 9.6 rebounds and 4.8 assists ... Port Washington's all-time leading scorer, rebounder and holds the free-throw pct. record ... averaged double figures in both points and rebounds in each of his final three seasons, earning all-state honors from the *Milwaukee Journal Sentinel* in all three seasons ... averaged 22 points, 11 rebounds and 3 assists per game as a junior, earning conference MVP honors ... honor roll student

**Personal**

Full name is Joshua Patrick Gasser ... last name pronounced GAH-sir ... parents are Pat and Joan Gasser ... has three older sisters: Becky, Carrie and Lauren ... sister, Becky, is a UW alum ... majoring in business marketing

**GASSER'S CAREER STATISTICS**

Overall Year					3-Point				Rebounding									
	GP-GS	Min/Avg	FG-FGA	Pct	FG-FGA	Pct	FT-FTA	Pct	Off-Def	Tot	Avg	PF-FO	Ast	TO	Blk	Stl	Pts/Avg	
2010-11	34-30	957/28.1	68-144	.472	19-63	.302	47-55	.855	42-90	132	3.9	80-3	75	30	2	17	202/5.9	
2011-12	36-36	1227/34.1	84-181	.464	42-93	.452	65-83	.783	31-121	152	4.2	66-0	67	43	3	25	275/7.6	
2012-13									Redshirt Season									
<b>Total</b>	<b>70-66</b>	<b>2184/31.2</b>	<b>152-325</b>	<b>.468</b>	<b>61-156</b>	<b>.391</b>	<b>112-138</b>	<b>.812</b>	<b>73-211</b>	<b>284</b>	<b>4.1</b>	<b>146-3</b>	<b>142</b>	<b>73</b>	<b>5</b>	<b>42</b>	<b>477/6.8</b>	
Big Ten Year					3-Point				Rebounding									
	GP-GS	Min/Avg	FG-FGA	Pct	FG-FGA	Pct	FT-FTA	Pct	Off-Def	Tot	Avg	PF-FO	Ast	TO	Blk	Stl	Pts/Avg	
2010-11	18-15	518/28.8	37-69	.536	12-29	.414	18-22	.818	21-52	73	4.1	45-2	43	13	1	7	104/5.8	
2011-12	18-18	667/37.1	43-97	.443	18-50	.360	39-47	.830	17-64	81	4.5	34-0	35	26	1	13	143/7.9	
2012-13									Redshirt Season									
<b>Total</b>	<b>36-33</b>	<b>1185/32.9</b>	<b>80-166</b>	<b>.482</b>	<b>30-79</b>	<b>.380</b>	<b>57-69</b>	<b>.826</b>	<b>38-116</b>	<b>154</b>	<b>4.3</b>	<b>79-2</b>	<b>78</b>	<b>39</b>	<b>2</b>	<b>20</b>	<b>247/6.9</b>	

**32 Evan Anderson**

**C • Sr./Jr. • 6-10 • 245**  
**Stanley, Wis. (Eau Claire North)**

Humble and hard-working Wisconsin product, Evan Anderson enters his fourth season in the UW program after redshirting as a true freshman in 2010-11. Anderson has appeared in 26 career games and adds tremendous size to the Badger front line. The lefty big-man brings a physical presence to the defensive end as he continues to develop a back-to-the-basket offensive game.

**2012-13**

Appeared in 11 games, including six during Big Ten play ... scored a career-high three points against Samford ... tallied two points and a rebound against Omaha ... scored two points in season opener against Southeastern La.

**2011-12**

Played in 14 games ... matched career high with 2 points at Nebraska ... tallied 2 points with career-high 3 rebounds against Savannah State ... grabbed 2 rebounds against Mississippi Valley State ... scored first points of career vs. Green Bay ... one rebound against BYU ... grabbed 1 rebound and added 1 assist in Badger debut against Kennesaw State

**2010-11**

Redshirt season

**High School**

Earned all-state honorable mention honors and a first-team all-conference bid as a senior after averaging 10.0 points, 5.6 rebounds and 3.5 blocks per game ... McDonald's All-American nominee ... averaged 8.9 points, 6.0 rebounds and 3.5 blocks per game in an injury-shortened junior season, but still earned AP all-state honorable mention ... helped lead Eau Claire North to state tournament appearances in 2008 and 2009 ... received All-Big Rivers Conference honorable mention as a sophomore, posting

9.0 points and 6.0 rebounds and 4.0 blocks per game ... spent freshman year playing at Stanley-Boyd HS ... was named second-team All-Cloverbelt Conference with 12.0 ppg, 10.0 rpg and 5.4 bpg as a freshman ... set school single-season record with 98 blocks

**Personal**

Parents are Jim and Bernadette Anderson ... has one older brother, Jon ... got engaged to Karlie Ganzer in Sept. of 2013 ... majoring in community and environmental sociology with a certificate in criminal justice

**ANDERSON'S CAREER STATISTICS**

Overall		3-Point								Rebounding									
Year	GP-GS	Min/Avg	FG-FGA	Pct	FG-FGA	Pct	FT-FTA	Pct	Off-Def	Tot	Avg	PF-FO	Ast	TO	Blk	Stl	Pts/Avg		
2010-11									Redshirt Season										
2011-12	14-0	35/2.5	3-6	.500	0-1	.000	0-4	.000	4-3	7	0.5	10-0	3	1	0	0	6/0.4		
2012-13	12-0	38/3.2	4-7	.571	0-1	.000	1-1	1.000	0-2	2	0.2	10-0	2	3	0	1	9/0.8		
<b>Total</b>	<b>26-0</b>	<b>73/2.8</b>	<b>7-13</b>	<b>.538</b>	<b>0-2</b>	<b>.000</b>	<b>1-5</b>	<b>.200</b>	<b>4-5</b>	<b>9</b>	<b>0.4</b>	<b>20-0</b>	<b>5</b>	<b>4</b>	<b>0</b>	<b>1</b>	<b>15/0.6</b>		
Big Ten		3-Point								Rebounding									
Year	GP-GS	Min/Avg	FG-FGA	Pct	FG-FGA	Pct	FT-FTA	Pct	Off-Def	Tot	Avg	PF-FO	Ast	TO	Blk	Stl	Pts/Avg		
2010-11									Redshirt Season										
2011-12	3-0	3/1.0	1-1	1.000	0-0	.000	0-0	.000	0-0	0	0.0	1-0	0	0	0	0	2/0.7		
2012-13	6-0	10/1.7	1-2	.500	0-0	.000	0-0	.000	0-1	1	0.2	3-0	1	1	0	0	2/0.3		
<b>Total</b>	<b>9-0</b>	<b>13/1.4</b>	<b>2-3</b>	<b>.666</b>	<b>0-0</b>	<b>.000</b>	<b>0-0</b>	<b>.000</b>	<b>0-1</b>	<b>1</b>	<b>0.2</b>	<b>4-0</b>	<b>1</b>	<b>1</b>	<b>0</b>	<b>0</b>	<b>4/0.4</b>		

**12 Traevon Jackson**

**G • Jr./Jr. • 6-2 • 208**

**Westerville, Ohio (South)**

After playing limited minutes as a freshman two guard, Traevon Jackson emerged as the Badgers' starting point guard in 2012-13 and earned a reputation for physical play and a knack for hitting the big shot. The son of former Ohio State and NBA All-Star Jim Jackson, Traevon played a total of 13 Big Ten minutes as a freshman but started the final 29 games a year ago and led the team with 99 assists and 35 steals while averaging 6.9 points per game. A junior lefty from Ohio, Jackson hit three game-tying or winning jumpers during his sophomore season: game-tying 3-pointer with 29 seconds left to force OT in 74-70 win over Iowa, game-winning 15-foot jumper with 2.1 seconds left to beat Minnesota, 45-44, and game-winning 25-foot trey as time expired in UW's 63-60 win at Penn State.

**2012-13**

Played in 35 games, making 29 starts ... averaged 11.2 points, 3.0 assists and 2.7 rebounds per game en route to earning Big Ten All-Tournament team honors ... tallied season averages of 6.9 points and 2.8 assists per game to go along with a 1.36 assist-to-turnover ratio ... ranked 15th in the conference in assists per game ... led team in scoring in four games ... second on the team in free throw percentage (.765) and first in steals (35) ... reached double figures in 10 contests ... tallied a team-best 10 points in the Big Ten tourney championship game against Ohio State ... recorded 16 points and added three assists against Michigan in the Big Ten tourney quarter-finals ... tallied 15 points, five rebounds and nailed the game-winning 3-point buzzer beater at Penn State ... scored eight points while grabbing a career-high seven rebounds and dishing out five assists at Northwestern ... scored 13 points, grabbed six rebounds and tallied four assists while playing a career-high 43 minutes against Iowa ... netted a career-high 14 points while recording four assists against Illinois ... tallied five points, five assists and four rebounds in first career start against Virginia

**Honors**

- 2013 Big Ten All-Tournament team

**Career**

- Appeared in 52 career games (29 starts)
- 10 career double-digit scoring games
- Hit three game-tying or winning shots in 2013, including a 3-pointer at the buzzer in UW's 63-60 win at Penn State

... scored career-high 11 points, including a 9-for-11 (.818) effort from the free throw line against Arkansas

**2011-12**

Saw action in 17 of 36 games this season ... made NCAA tournament debut against Montana, playing 2 minutes ... scored 4 points in career-high 14 minutes vs. Mississippi Valley State ... career-high 4 points with 3 rebounds against Green Bay ... career-high 4 rebounds against UMKC ... had three points and two rebounds in 13 minutes of collegiate debut against Kennesaw State

**High School**

Finished career as school's all-time leading scorer ... second-team all-state and first-team all-metro and all-district as a senior ... averaged 18.3 points, 7.0 rebounds, 4.4 assists and 3.3 steals per game while being named conference player of the year ...

captained his team to a 20-0 regular-season record as a junior and was named the Ohio Capital Conference Player of the Year as well as second-team all-state ... averaged 19 points, 8 rebounds, 6 assists and 4 steals ... also earned first-team All-Metro (*Columbus Dispatch*) and first-team All-Central District as a junior ... as a sophomore, named first-team all-conference ... member of National Honor Society and the Fellowship of Christian Athletes ... high school coach was Ed Calo

**Personal**

Parents are Jimmy and Tammy Jackson ... has two older sisters, Amber and Tawna ... father, Jim, was the fourth overall pick in the 1992 NBA Draft and played in the NBA for 14 seasons with 12 different teams ... Jim played college basketball at Ohio State where he was a two-time All-American and two-time Big Ten Player of the Year; his jersey was retired by the school in 2001 ... majoring in life science communications

**JACKSON'S CAREER STATISTICS**

Overall		3-Point						Rebounding									
Year	GP-GS	Min/Avg	FG-FGA	Pct	FG-FGA	Pct	FT-FTA	Pct	Off-Def	Tot	Avg	PF-FO	Ast	TO	Blk	Stl	Pts/Avg
2011-12	17-0	92/5.4	7-19	.368	3-8	.375	2-3	.667	6-10	16	0.9	7-0	3	7	1	1	19/1.1
2012-13	35-29	973/27.8	84-226	.372	22-75	.293	52-68	.765	16-72	88	2.5	75-1	99	73	6	35	242/6.9
<b>Total</b>	<b>52-29</b>	<b>1065/20.5</b>	<b>91-245</b>	<b>.371</b>	<b>25-83</b>	<b>.301</b>	<b>54-71</b>	<b>.761</b>	<b>22-82</b>	<b>104</b>	<b>2.0</b>	<b>82-1</b>	<b>102</b>	<b>80</b>	<b>7</b>	<b>36</b>	<b>261/5.0</b>

Big Ten		3-Point						Rebounding									
Year	GP-GS	Min/Avg	FG-FGA	Pct	FG-FGA	Pct	FT-FTA	Pct	Off-Def	Tot	Avg	PF-FO	Ast	TO	Blk	Stl	Pts/Avg
2011-12	6-0	13/2.2	2-5	.400	1-2	.500	0-0	.000	1-2	3	0.5	1-0	0	2	0	0	5/0.8
2012-13	18-18	548/30.4	50-131	.382	14-41	.341	22-31	.710	9-41	50	2.8	42-1	53	43	1	18	136/7.6
<b>Total</b>	<b>24-18</b>	<b>561/23.4</b>	<b>52-136</b>	<b>.382</b>	<b>15-43</b>	<b>.349</b>	<b>22-31</b>	<b>.710</b>	<b>10-43</b>	<b>53</b>	<b>2.2</b>	<b>43-1</b>	<b>53</b>	<b>45</b>	<b>1</b>	<b>18</b>	<b>141/5.9</b>

**44 Frank Kaminsky**

**F • Jr./Jr. • 7-0 • 234**  
**Lisle, Ill. (Benet Academy)**

A soft-shooting big man, Frank Kaminsky appears ready to step into a feature role in the Wisconsin front court during his junior season. The tallest player on the Badgers' roster at 6-foot-11, Kaminsky is also a versatile weapon having filled in at point guard for his high school team as a senior. Kaminsky averaged just 10.3 minutes per game last season, but showed glimpses of his potential like his career-high 19-point effort in 23 minutes at Illinois. A threat from deep (knocked down four 3-pointers against Samford as a sophomore), Kaminsky is developing an interior game to match. He finished second on the team averaging 15.6 points and shot 54.1% from the field during the Badgers' 5-game exhibition tour of Canada.

**Career**

- Has appeared in 67 games (2 starts)
- Owns 4 career double-digit scoring games

**2012-13**

Appeared in all 35 games, starting the first two games of the season ... averaged 4.2 points and 1.8 rebounds per contest ... led the team in free throw percentage (.767) among all Badgers with at least 20 attempts ... scored eight points and grabbed two rebounds against Michigan in the Big Ten tournament quarterfinals ... posted career-highs in points (19), free throw shooting (12-14), rebounds (5) and minutes (23) at Illinois ... tied a career-high with three assists against Ohio State ... recorded a pair of blocks against Michigan ... finished 2-for-2 (1.000) from long range at Indiana ... went 4-for-4 (1.000) from 3-point range against Samford, finishing with 16 points ... posted 11 points on 4-for-6 shooting (.667) against Nebraska-Omaha ... tallied 10 points, three assists, two steals and a block against Presbyterian on ... recorded six points

and added four rebounds in first career start against Southeastern Louisiana

**2011-12**

Played in 35 of 36 games ... shot 85.7% on free throws in Big Ten play (6-of-7) ... played in all three NCAA tournament games, averaging 6.3 minutes per contest ... grabbed career-high 6 rebounds at No. 7 Michigan State ... collected 3 rebounds and had 2 points at Purdue ... posted 4 rebounds in 6 minutes at Nebraska ... posted 5 points and 4 rebounds against UNLV ... career-high 14 minutes played against Green Bay, scoring 4 points with 1 rebound and 1 block ... career-high 9 points in 9 minutes against UMKC, going 3-for-4 from the field and added 3 rebounds, 2 blocks and an assist ... played in his first collegiate game against Kennesaw State, scoring 5 points with 5 rebounds and 1 block in 10 minutes

**High School**

Named first-team all-state by the *Chicago Sun-Times* and the IBCA and second-team all-state by the AP after averaging 14.2 points, 8.7 rebounds, 4.2 blocks and 2.8

assists as a senior ... also named all-area, all-conference and East Suburban Catholic Conference Player of the Year ... filled in at point guard when teammate (current Northwestern junior Dave Sobolewski) was injured ... averaged a double-double with 13 points, 10 rebounds and 4 blocks per game as a junior ... honorable mention all-state, all-conference and all-area as a junior ... helped Benet post a 26-4 record in 2009-10 and reach the supersectionals, scoring 39 in a state tournament game

**Personal**

Parents are Frank and Mary Kaminsky ... has two sisters, Kaylee and Hannah; three step-sisters Jamie, Gabbie and Grace and a step-brother, Steve ... father, Frank, played college basketball at Lewis University where he finished as the 7th-leading scorer in school history with 1,521 points and was elected to the school's Hall of Fame in 1992; also played professionally in South America ... mother, Mary, played volleyball at Northwestern ... aunt, Karen, and uncle, Jim, each played basketball at Northwestern ... majoring in life science communications

**KAMINSKY'S CAREER STATISTICS**

Overall	KAMINSKY'S CAREER STATISTICS																
	3-Point				Rebounding												
Year	GP-GS	Min/Avg	FG-FGA	Pct	FG-FGA	Pct	FT-FTA	Pct	Off-Def	Tot	Avg	PF-FO	Ast	TO	Blk	Stl	Pts/Avg
2011-12	35-0	271/7.7	23-56	.411	10-35	.286	7-14	.500	22-28	50	1.4	34-0	10	10	13	4	63/1.8
2012-13	32-2	329/10.3	43-98	.439	14-45	.311	33-43	.767	21-35	56	1.8	40-0	26	9	17	14	133/4.2
<b>Total</b>	<b>67-2</b>	<b>600/9.0</b>	<b>66-154</b>	<b>.429</b>	<b>24-80</b>	<b>.300</b>	<b>40-57</b>	<b>.702</b>	<b>43-63</b>	<b>106</b>	<b>1.6</b>	<b>74-0</b>	<b>36</b>	<b>19</b>	<b>30</b>	<b>18</b>	<b>196/2.9</b>
Big Ten	KAMINSKY'S CAREER STATISTICS																
	3-Point				Rebounding												
Year	GP-GS	Min/Avg	FG-FGA	Pct	FG-FGA	Pct	FT-FTA	Pct	Off-Def	Tot	Avg	PF-FO	Ast	TO	Blk	Stl	Pts/Avg
2011-12	17-0	126/7.4	5-17	.294	3-11	.273	6-7	.857	13-11	24	1.4	13-0	5	4	5	1	19/1.1
2012-13	15-0	133/8.9	12-38	.316	5-23	.217	19-24	.792	6-21	27	1.8	20-0	9	6	6	4	48/3.2
<b>Total</b>	<b>32-0</b>	<b>259/8.1</b>	<b>17-55</b>	<b>.309</b>	<b>8-34</b>	<b>.235</b>	<b>25-31</b>	<b>.806</b>	<b>19-32</b>	<b>51</b>	<b>1.6</b>	<b>33-0</b>	<b>14</b>	<b>10</b>	<b>11</b>	<b>5</b>	<b>67/2.1</b>

**2 Jordan Smith**

**G • Jr./Jr. • 6-1 • 180**  
**Orono, Minn. (Orono)**

A walk-on entering his junior season, Jordan Smith has appeared in 17 games during his UW career. A sharp-shooter from outside, Smith hails from the same high school as former Badgers All-Big Ten standout Jon Leuer.

**2012-13**

Played in 10 games ... tallied a season-high three points against Samford (Dec. 29) ... scored two points and added a rebound against Presbyterian on Nov. 20 ... grabbed a rebound in a win over Cornell on Nov. 18.

**2011-12**

Appeared in seven games ... scored first points of career (5) and had 1 rebound

against Mississippi Valley State on Dec. 23 ... grabbed a rebound against Green Bay on Dec. 7 ... made Badgers debut against Wofford on Nov. 19

**High School**

The leading scorer in Orono High School history with 2,518 career points to rank 12th in Minnesota boys high school history ... one of the top 3-point shooters in Minnesota high school history, finishing career making 47 percent (321-686) of his shots from long range ... led the Spartans to a 28-4 record and the 2011 Class AAA State Championship as a senior, averaging 21.5 points, 3.0 assists, 4.0 rebounds and 2.0 steals per game this season

... earned *Minnesota Basketball News* (MBBN) 3A State Player of the Year honors after shooting 47 percent from the field as a senior, including a mark of 53 percent from 3-point range ... also earned MBBN All-State honors as a junior and senior and was a four-time All-Conference honoree ... as a junior averaged 22.5 points per game as Orono posted a record of 24-6 ... was a four-time all-conference honoree ... played six years of varsity basketball, first joining the team as a seventh grader, and started the final four seasons

**Personal**

Parents are Gregg and Melanie Smith ... has a sister, Nicole, and a brother, Brandon ... father, Gregg, played football at the University of Minnesota ... a high school teammate of former Badger Jon Leuer from 2006-07 ... also played in the same AAU program, 43 Hoops, as teammate Mike Bruesewitz ... majoring in personal finance

**SMITH'S CAREER STATISTICS**

Overall			3-Point				Rebounding										
Year	GP-GS	Min/Avg	FG-FGA	Pct	FG-FGA	Pct	FT-FTA	Pct	Off-Def	Tot	Avg	PF-FO	Ast	TO	Blk	Stl	Pts/Avg
2011-12	7-0	12/1.7	2-3	.667	1-1	1.000	0-0	.000	0-2	2	0.3	0-0	0	0	0	0	5/0.7
2012-13	10-0	21/2.1	3-10	.300	1-7	.143	0-0	.000	2-2	4	0.4	2-0	1	0	0	0	7/0.7
<b>Total</b>	<b>17-0</b>	<b>33/1.9</b>	<b>5-13</b>	<b>.385</b>	<b>2-8</b>	<b>.250</b>	<b>0-0</b>	<b>.000</b>	<b>2-4</b>	<b>6</b>	<b>0.4</b>	<b>2-0</b>	<b>1</b>	<b>0</b>	<b>0</b>	<b>0</b>	<b>12/0.7</b>

Big Ten			3-Point				Rebounding										
Year	GP-GS	Min/Avg	FG-FGA	Pct	FG-FGA	Pct	FT-FTA	Pct	Off-Def	Tot	Avg	PF-FO	Ast	TO	Blk	Stl	Pts/Avg
2011-12	7-0	12/1.7	2-3	.667	1-1	1.000	0-0	.000	0-2	2	0.3	0-0	0	0	0	0	5/0.7
2012-13	4-0	5/1.3	1-2	.500	0-1	.000	0-0	.000	1-0	1	0.3	0-0	1	0	0	0	2/0.5
<b>Total</b>	<b>11-0</b>	<b>17/1.5</b>	<b>3-5</b>	<b>.600</b>	<b>1-2</b>	<b>.500</b>	<b>0-0</b>	<b>.000</b>	<b>1-2</b>	<b>3</b>	<b>0.3</b>	<b>0-0</b>	<b>1</b>	<b>0</b>	<b>0</b>	<b>0</b>	<b>7/0.6</b>

**3 George Marshall**

**G • Jr./So. • 5-11 • 182**

**Chicago, Ill. (Brooks College Prep)**

After electing to redshirt as a freshman, George Marshall shared UW's point guard duties in his first year on the floor in 2012-13. Now entering his third year in the program, Marshall figures to again be a part of the Badgers' backcourt rotation after averaging 15.8 minutes per game a year ago. Soft-spoken and humble, Marshall shot 36.8% from 3-point range as a freshman (11th in the Big Ten) and showed his explosiveness with a career-high 20 points at Iowa. Perhaps the quickest player on the team, Marshall has the ability to penetrate the lane as well as knock down shots from beyond the 3-point arc.

**Career**

- Has appeared in 35 games (6 starts)
- One of 6 freshmen to start during the Bo Ryan era at Wisconsin
- Second UW freshman to start the season opener under Ryan (Devin Harris, 2001)

**2012-13**

Appeared in all 35 games, making six starts ... one of six freshmen to start during the Bo Ryan era at Wisconsin, and just the second UW freshman to start the season opener under Ryan (joining Devin Harris, 2001) ... ranks 11th in the Big Ten and third among

all Badgers in 3-point field goal percentage (.368) ... third on the team in 3-pointers made (35) ... scored all of his career-high 20 points in the second half at Iowa on 7-of-10 (.700) shooting from the field ... tallied 13 points against Creighton, shooting 3-for-7 (.429) from 3-point range ... posted 12 points and three assists vs. Presbyterian ... scored five points, while adding two assists and two rebounds in his Badgers debut against Southeastern Louisiana

**2011-12**

Redshirt season

**High School**

Second-team all-state by the AP as a senior after averaging 17.3 points, 5.9 rebounds and 5.4 assists per game ... missed six weeks of senior season with a hand injury, but returned to lead team to Chicago Public League Championship, hitting game-winner with 4 seconds left in semis and scoring game-high 23 points in finals ... earned 2010 honorable mention All-City and All-Area from the Chicago Sun-Times ... averaged 17 points, 5 assists, 4 rebounds and 2 steals as a junior while leading Brooks to a 24-9 record ... as a sophomore, averaged 16 points, 5 assists,

4 rebounds and 2 steals per game to lead Brooks to a Red South conference championship ... honored with 2009 All-City by the Chicago Public League Basketball Coaches Association, as well as all-conference and all-area honors ... in freshman season, averaged 15 ppg, 7 apg and 3 steals per game to earn all-conference honors ... a four-year starter

**Personal**

Parents are George, Sr. and Maria Marshall ... has one brother, Fred Smith, and two sisters, Alleachia Smith and Dawn ... father, George, played basketball at Bowling Green ... majoring in life science communications

MARSHALL'S CAREER STATISTICS																	
Overall	3-Point								Rebounding								
Year	GP-GS	Min/Avg	FG-FGA	Pct	FG-FGA	Pct	FT-FTA	Pct	Off-Def	Tot	Avg	PF-FO	Ast	TO	Blk	Stl	Pts/Avg
2011-12									Redshirt Season								
2012-13	35-6	552/15.8	49-138	.355	35-95	.368	10-16	.625	3-22	25	0.7	47-0	35	18	0	7	143/4.1
<b>Total</b>	<b>35-6</b>	<b>552/15.8</b>	<b>49-138</b>	<b>.355</b>	<b>35-95</b>	<b>.368</b>	<b>10-16</b>	<b>.625</b>	<b>3-22</b>	<b>25</b>	<b>0.7</b>	<b>47-0</b>	<b>35</b>	<b>18</b>	<b>0</b>	<b>7</b>	<b>143/4.1</b>
Big Ten	3-Point								Rebounding								
Year	GP-GS	Min/Avg	FG-FGA	Pct	FG-FGA	Pct	FT-FTA	Pct	Off-Def	Tot	Avg	PF-FO	Ast	TO	Blk	Stl	Pts/Avg
2011-12									Redshirt Season								
2012-13	18-0	256/14.2	23-69	.333	13-39	.333	7-12	.583	1-6	7	0.4	22-0	14	5	0	1	66/3.7
<b>Total</b>	<b>18-0</b>	<b>256/14.2</b>	<b>23-69</b>	<b>.333</b>	<b>13-39</b>	<b>.333</b>	<b>7-12</b>	<b>.583</b>	<b>1-6</b>	<b>7</b>	<b>0.4</b>	<b>22-0</b>	<b>14</b>	<b>5</b>	<b>0</b>	<b>1</b>	<b>66/3.7</b>

**15 Sam Dekker**

**F • So./So. • 6-7 • 220**  
**Sheboygan, Wis. (Sheboygan Lutheran)**

Sophomore Sam Dekker burst onto the scene last season like few Wisconsin players have. One of four true freshman to start a game under Bo Ryan, Dekker largely played the role of sixth man in 2012-13 and turned in 9.6 points per game. A wildly athletic player, Dekker has the ability and skill to score at the rim and from the outside, shooting 41.8 percent from 3-point range during Big Ten play. During UW's Canadian exhibition tour in August Dekker led the team in points (19.4), rebounds (8.2) and assists (3.6).

**Honors**

- 2012-13 honorable mention All-Big Ten & Big Ten All-Freshman team

**Career**

- Has played in 35 games (3 starts)
- Scored in double figures in 20 of 35 games
- One of just four true freshman to start under Bo Ryan (joining Devin Harris, Alando Tucker & Josh Gasser)

**2012-13**

Appeared in 35 games, making three starts ... earned Big Ten All-Freshman team recognition as well as honorable mention All-Big Ten honors ... two-time Big Ten Freshman of the Week (Jan. 14 and March 4) ... one of just four true freshman to start under Bo Ryan (joining Devin Harris, Alando Tucker and Josh Gasser) ... ranked fourth on the team averaging 9.6 points per game ... was the leading scorer (9.4) in conference play

among all Big Ten reserves ... ranked seventh in the Big Ten in 3-point field goal percentage (.391) ... reached double-figures in nine of the last 12 games ... recorded 14 points and three rebounds in NCAA tournament debut against Ole Miss ... tallied 11 points against Indiana in the Big Ten tourney semifinals ... tied a career-best scoring 19 points with four assists against Nebraska ... scored 13 points and tallied two steals in a career-high 28 minutes against Ohio State ... scored 14 points and tallied four rebounds at Minnesota ... tallied six points, eight rebounds and three steals in first career start at Marquette ... scored 19 points against Arkansas ... netted 16 points vs. Presbyterian ... scored eight points, including a 2-for-3 (.667) effort from 3-point range in his Badgers debut against Southeastern Louisiana

**Team USA**

Member of the USA Basketball Men's U18 National Team which won the gold-medal at the FIBA Americas U18 Championships in June of 2012

**High School**

The Wisconsin Gatorade Player of the Year and a 2012 Parade All-American ... amassed 2,629 career points, finishing as the fourth-leading scorer in Wisconsin high school history ... AP first team all-state, as well as Wisconsin Basketball Coaches' Association's Mr. Basketball award winner as a senior ... averaged a state-best 35.2 points per game

while leading Sheboygan Lutheran to the school's first-ever WIAA state title ... scored 40 points in the state championship game, including the game-winning 3-pointer with two seconds left ... shot 58.7% from the field, 35.9% from 3-point range and 71.9% from the free throw line ... 13th-ranked player in the nation following his senior season according to Rivals.com ... posted 15 30-point games as a senior, including four where he scored 40 or more points ... the 2012 McDonald's All-American nominee

participated in both the All-American Championship and the Basketball Classic following his senior campaign ... AP second-team all-state pick as a junior after averaging 28.8 points, 10.4 rebounds and 4 assists

**Personal**

Born in Sheboygan, Wis. ... parents are Todd and Carol ... father, Todd, served as his high school coach at Lutheran ... has two older siblings, John and Hannah ... major is undecided

**DEKKER'S CAREER STATISTICS**

Overall		3-Point							Rebounding									
Year	GP-GS	Min/Avg	FG-FGA	Pct	FG-FGA	Pct	FT-FTA	Pct	Off-Def	Tot	Avg	PF-FO	Ast	TO	Blk	Stl	Pts/Avg	
2012-13	35-3	780/22.3	118-247	.478	50-128	.391	49-71	.690	43-75	118	3.4	43-0	47	37	14	23	335/9.6	
<b>Total</b>	<b>35-3</b>	<b>780/22.3</b>	<b>118-247</b>	<b>.478</b>	<b>50-128</b>	<b>.391</b>	<b>49-71</b>	<b>.690</b>	<b>43-75</b>	<b>118</b>	<b>3.4</b>	<b>43-0</b>	<b>47</b>	<b>37</b>	<b>14</b>	<b>23</b>	<b>335/9.6</b>	
Big Ten		3-Point							Rebounding									
Year	GP-GS	Min/Avg	FG-FGA	Pct	FG-FGA	Pct	FT-FTA	Pct	Off-Def	Tot	Avg	PF-FO	Ast	TO	Blk	Stl	Pts/Avg	
2012-13	18-0	406/22.6	60-120	.500	28-67	.418	25-32	.781	16-43	59	3.3	23-0	20	18	8	9	173/9.6	
<b>Total</b>	<b>18-0</b>	<b>406/22.6</b>	<b>60-120</b>	<b>.500</b>	<b>28-67</b>	<b>.418</b>	<b>25-32</b>	<b>.781</b>	<b>16-43</b>	<b>59</b>	<b>3.3</b>	<b>23-0</b>	<b>20</b>	<b>18</b>	<b>8</b>	<b>9</b>	<b>173/9.6</b>	

**33 Zak Showalter**

**G • So./So. • 6-2 • 192**  
**Germantown, Wis. (Germantown)**

Sophomore Zak Showalter enters 2013-14 off a successful freshman campaign in which he appeared in 22 games. Walk-on guard brings great athleticism and instant energy off the UW bench.

**2012-13**

Played in 22 games ... season averages of 1.7 points and 1.0 rebounds per game ... posted career highs in minutes (23), points (8), rebounds (4) and assists (3) vs. Green Bay ... scored seven points and added three rebounds against Nebraska-Omaha ... scored five points and grabbed three rebounds in Badgers debut against South-eastern Louisiana

**High School**

Earned Wisconsin Basketball Coaches' Association and AP first-team all-state honors during his senior season after averaging 22 points, 5.5 assists and four rebounds ... led

Germantown (Wis.) to a perfect 28-0 record and WIAA Division I state championship ... Milwaukee Journal Sentinel Player of the Year, North Shore Conference Player of the Year and a WBCA All-Star game participant ... finished high school career as Germantown's all-time leading scorer ... unanimous first-team all-state selection by both the Wisconsin Basketball Coaches Association and the AP as a junior after averaging 19 points, 6 rebounds and 4.5 assists per game and leading Germantown to a 24-2 record

**Personal**

Born in Germantown, Wis. ... parents are Steve and Jill ... father Steve, served as his high school coach at Germantown and also played for Bo Ryan at UW-Platteville from 1985-89, leading the team in scoring during his junior and senior years and finishing with 1,399 career points ... has one brother, Jake ... major is undecided

**SHOWALTER'S CAREER STATISTICS**

Overall		3-Point							Rebounding									
Year	GP-GS	Min/Avg	FG-FGA	Pct	FG-FGA	Pct	FT-FTA	Pct	Off-Def	Tot	Avg	PF-FO	Ast	TO	Blk	Stl	Pts/Avg	
2012-13	22-0	147/6.7	11-29	.379	2-10	.200	13-19	.684	13-10	23	1.0	18-0	12	8	1	7	37/1.7	
<b>Total</b>	<b>22-0</b>	<b>147/6.7</b>	<b>11-29</b>	<b>.379</b>	<b>2-10</b>	<b>.200</b>	<b>13-19</b>	<b>.684</b>	<b>13-10</b>	<b>23</b>	<b>1.0</b>	<b>18-0</b>	<b>12</b>	<b>8</b>	<b>1</b>	<b>7</b>	<b>37/1.7</b>	
Big Ten		3-Point							Rebounding									
Year	GP-GS	Min/Avg	FG-FGA	Pct	FG-FGA	Pct	FT-FTA	Pct	Off-Def	Tot	Avg	PF-FO	Ast	TO	Blk	Stl	Pts/Avg	
2012-13	10-0	22/2.2	0-3	.000	0-2	.000	1-2	.500	2-2	4	0.4	7-0	0	3	0	0	1/0.1	
<b>Total</b>	<b>10-0</b>	<b>22/2.2</b>	<b>0-3</b>	<b>.000</b>	<b>0-2</b>	<b>.000</b>	<b>1-2</b>	<b>.500</b>	<b>2-2</b>	<b>4</b>	<b>0.4</b>	<b>7-0</b>	<b>0</b>	<b>3</b>	<b>0</b>	<b>0</b>	<b>1/0.1</b>	

## 30 Vitto Brown

**F • Fr./Fr. • 6-8 • 237**

**Bowling Green, Ohio (Bowling Green)**

### High School

The Ohio Division 2 Co-Player of the Year and Associated Press first-team All-Ohio honoree averaged 23.7 points and 13.0 rebounds per game as a senior, leading the Bowling Green Bobcats to the district semifinals ... named Division 2 Player of the Year by the *Bowling Green Sentinel Tribune* ... finished career with 1,186 points, 94 assists, and 42 steals, ranking third on Bowling Green's all-time scoring list ... is also the school's all-time leader in rebounds (808) and blocked shots (336) ... recorded 20 double-doubles during his senior campaign ... set school's single-season

record for blocked shots with 97 ... shot 53 percent from the field, including 35 percent from 3-point range, and sank 112-of-156 free throws (72.0 percent) ... an honorable mention all-state pick as a junior, Brown averaged 20 points and 12 rebounds per game ... also lettered in cross country

### Personal

Full name Vittorio Joseph Brown ... born in Ada, Oklahoma ... parents are Angelo and Sheila Brown ... has an older brother, Xavier, and an older sister, Carla ... Xavier is a junior on the Wooster basketball team ... major is undecided

## 35 Riley Dearing

**G • Fr./Fr. • 6-5 • 180**

**Minnetonka, Minn. (Minnetonka)**

### High School

A Minnesota Mr. Basketball finalist in 2013, Dearing averaged 19.2 points as he led Minnetonka to a 20-5 record and a second-place finish in the Lake Conference ... rated as the second-best prospect in Minnesota's Class of 2013 by ESPN Recruiting Nation ... eclipsed the 1,000-point scoring plateau during his senior campaign ... reached double-figures in scoring during 16 of 17 games, including a career-high 30 points vs. rival Eden Prairie, despite missing time with a hand injury ... A four-year varsity player for the Skippers, Dearing earned

All-Lake Conference honors as a junior after averaging 15 points, 4.0 rebounds and 2.0 assists per game ... spent sophomore year at DeLaSalle High School and freshman year at Hopkins High School

### Personal

Born in Lafayette, Ind. ... father is Darren Dearing ... has one younger brother, Jalen ... Darren played basketball at the University of Virginia ... uncle, Michael Dearing, played basketball at Augustana ... involved in the Feed My Starving Children community service program ... major is undecided

## 10 Nigel Hayes

**F • Fr./Fr. • 6-7 • 250**

**Toledo, Ohio (Whitmer)**

### High School

An ESPN Top-100 recruit for the Class of 2013, Hayes averaged 15.4 points, 8.7 rebounds, 4.3 assists and 2.2 blocks per game for Whitmer High School ... led the Panthers to an 18-6 record and a No. 10 state ranking in Division 1 ... shot 54 percent from the field and 72 percent from the free-throw stripe as a senior ... totaled 1,333 points, 766 rebounds, 294 assists during four-year career and is school's all-time blocks leader (163) ... as a junior, Hayes averaged 14.0 points and 9.0 rebounds per game while leading Whitmer to a 24-3 record, a No. 5 state ranking, and an appearance in the Division I state championship game ... also earned first-team Northwest District and

second-team all-state honors as a junior and was named to the 2012 OHSSA Division I State Tournament Team ... earned second-team All-Ohio honors in both 2011 and 2012 ... the four-year letterwinner tallied a career-high 38 points against Scott as a freshman ... also lettered three years in football

### Personal

Born in Westerville, Ohio ... parents are Talaya and Albert Davis ... has one brother, Kenny, and two sisters, Alaya and Alana ... Kenny played defensive line at Ohio State ... Nigel enjoys random facts and trivia ... major is undecided



## 11 Jordan Hill

**G • Fr./Fr. • 6-3 • 170**

**Pasadena, Calif. (Phillips Exeter Academy [N.H.]**

### High School

Led Exeter Academy (N.H.) to its first-ever NEPSAC Class A championship, averaging 7.5 points, 8.0 assists and 4.0 rebounds per game ... graduated from LaSalle High School in Pasadena, Calif. in May of 2012 earning first-team all-Del Rey League honors as a senior ... posted per game averages of 15.5 points, 7.0 rebounds, 4.0 assists, 2.0 blocks and 2.0 steals and was a second-team All-California Interscholastic Federation honoree ... also lettered in volleyball

### Personal

Full name Jordan Taylor Hill ... born in West Hills, Calif. ... parents are Dawn Harris, Melvin Hill and Chatra Hill ... has three brothers, Josh, David and Adam, and two sisters, Mycah and Erin ... uncle, Anthony Harris, played football at Cal State Northridge ... enjoys music, photography and fashion ... majoring in kinesiology

## 24 Bronson Koenig

**G • Fr./Fr. • 6-3 • 190**

**La Crosse, Wis. (Aquinas)**

### High School

Named Wisconsin Player of the Year by the Associated Press during senior campaign ... averaged 17.0 points and 4.4 assists per game while shooting 45.5 percent from 3-point range (40-for-88) ... ranked 73rd nationally and 14th among all point guards by Rivals.com ... selected to the 2013 WBCA All-Star team ... led La Crosse Aquinas to its second WIAA Division 3 state championship in three seasons, scoring 16 points and adding five assists in the 2013 title game ... the 2013 McDonald's All-American game nominee missed the majority of his junior season with an injury ... earned first-team All-State

accolades as a sophomore after leading Aquinas to the 2010 Division III State Championship ... the co-conference Player of the Year that season, Koenig racked up 17.0 points and 3.0 assists per game while shooting over 50 percent from the field

### Personal

Full name: Bronson Storm Koenig ... born in La Crosse, Wis. ... parents are Paul Koenig and Ethel Funmaker ... has one brother, Miles ... cousin, Vinny Rottino, played seven seasons in the MLB, including two with the Milwaukee Brewers (2006-08) ... majoring in Community & Nonprofit Leadership

## 5 Aaron Moesch

**F • Fr./Fr. • 6-8 • 200**

**Green Bay, Wis. (Southwest)**

### High School

Earned honorable mention WBCA Division 1 all-state honors as a senior after finishing second in the Fox Valley Conference in scoring at 18.4 points per game ... also added 12.1 boards per contest ... played three years on the varsity squad at Green Bay Southwest, eclipsing the 1,000-point scoring

plateau ... averaged 12.5 points per game his junior season ... also lettered in soccer

### Personal

Born in Green Bay, Wis. ... parents are Dan and Diane Moesch ... has two sisters, Kalyn and Kristin ... major is undecided

# Game-by-Game Statistics

## Evan Anderson

### 2011-12

OPP.	MP	FG	3FG	FT	O-D-T	A	TO	B	S	TP
Kennesaw State	4	0-0	0-0	0-0	1-0-1	1	1	0	0	0
Colgate	4	0-1	0-0	0-2	0-0-0	0	0	0	0	0
Wofford	2	0-0	0-0	0-0	0-0-0	1	0	0	0	0
UMKC	4	0-0	0-0	0-0	0-0-0	0	0	0	0	0
vs. Bradley	2	0-0	0-0	0-0	0-0-0	0	0	0	0	0
vs. BYU	1	0-0	0-0	0-0	0-1-1	0	0	0	0	0
at North Carolina				DNP						
Marquette				DNP						
Green Bay	3	1-1	0-0	0-0	0-0-0	0	0	0	0	2
UNLV	2	0-0	0-0	0-0	0-0-0	0	0	0	0	0
at Milwaukee				DNP						
Savannah State	5	1-2	0-0	0-2	2-1-3	0	0	0	0	2
Miss. Valley St.	4	0-0	0-0	0-0	2-1-3	0	0	0	0	2
at Nebraska	1	1-1	0-0	0-0	0-0-0	0	0	0	0	2
Iowa				DNP						
Michigan State				DNP						
at Michigan				DNP						
at Purdue				DNP						
Nebraska				DNP						
Northwestern	2	0-0	0-0	0-0	0-0-0	0	0	0	0	0
at Illinois				DNP						
Indiana				DNP						
at Penn State				DNP						
Ohio State				DNP						
at Minnesota				DNP						
at Michigan State				DNP						
Penn State				DNP						
at Iowa				DNP						
at Ohio State				DNP						
Minnesota				DNP						
Illinois	0	0-0	0-0	0-0	0-0-0	0	0	0	0	0
vs. Indiana				DNP						
vs. Michigan State				DNP						
Montana	1	0-1	0-1	0-0	0-0-0	0	0	0	0	0
vs. Vanderbilt				DNP						
vs. Syracuse				DNP						

### 2012-13

OPP.	MP	FG	3FG	FT	O-D-T	A	TO	B	S	TP
SE Louisiana	8	1-2	0-1	0-0	0-0-0	0	0	0	0	2
at Florida				DNP						
Cornell	3	0-0	0-0	0-0	0-0-0	0	0	0	0	0
Presbyterian	7	0-1	0-0	0-0	0-0-0	0	0	0	0	0
vs. Creighton				DNP						
vs. Arkansas				DNP						
Virginia				DNP						
California	1	0-1	0-0	0-0	0-0-0	0	0	0	0	0
Nebraska-Omaha	4	1-1	0-0	0-0	0-1-1	0	0	0	0	2
at Marquette				DNP						
Green Bay				DNP						
Milwaukee				DNP						
Samford	5	1-1	0-0	1-1	0-0-0	1	1	0	0	3
Penn State				DNP						
at Nebraska				DNP						
Illinois	0	0-0	0-0	0-0	0-0-0	0	0	0	0	0
at Indiana				DNP						
at Iowa				DNP						
Michigan State	2	0-0	0-0	0-0	0-0-0	0	0	0	0	0
Minnesota				DNP						
at Ohio State				DNP						
at Illinois				DNP						
Iowa				DNP						
Michigan				DNP						
at Minnesota				DNP						
Ohio State	1	0-0	0-0	0-0	0-0-0	0	0	0	0	0
at Northwestern	1	0-1	0-0	0-0	0-0-0	0	0	0	0	0
Nebraska	5	1-1	0-0	0-0	0-1-1	1	0	0	0	0
Purdue				DNP						
at Michigan State	1	0-0	0-0	0-0	0-0-0	0	0	0	0	0
vs. Michigan				DNP						
vs. Indiana				DNP						
vs. Ohio State				DNP						
vs. Ole Miss				DNP						

## Zach Bohannon

### 2012-13

OPP.	MP	FG	3FG	FT	O-D-T	A	TO	B	S	TP
SE Louisiana	9	2-2	1-1	0-0	2-3-5	0	0	1	0	5
at Florida	3	0-0	0-0	0-0	0-0-0	0	0	0	0	0
Cornell	6	0-0	0-0	0-0	1-2-3	0	0	0	1	0
Presbyterian	9	1-2	1-1	0-0	1-1-2	2	1	1	0	3
vs. Creighton				DNP						
vs. Arkansas	1	0-0	0-0	0-0	0-1-1	0	0	0	0	0
Virginia				DNP						
California	4	0-0	0-0	0-0	0-1-1	0	0	0	0	0
Nebraska-Omaha	6	1-1	0-0	0-0	0-1-1	0	0	0	0	2
at Marquette	4	0-1	0-1	0-0	0-0-0	0	0	0	1	0
Green Bay	7	0-1	0-1	0-0	0-0-0	0	1	0	0	0
Milwaukee				DNP						
Samford	4	0-1	0-0	1-2	0-0-0	0	0	0	0	1
Penn State				DNP						
at Nebraska				DNP						
Illinois	1	0-0	0-0	0-0	0-0-0	0	0	0	0	0
at Indiana				DNP						
at Iowa	5	1-3	0-1	0-1	1-3-4	0	1	0	0	2
Michigan State				DNP						
Minnesota	8	0-0	0-0	0-1	1-0-1	0	0	0	0	0
at Ohio State				DNP						
at Illinois				DNP						
Iowa				DNP						
Michigan				DNP						
at Minnesota				DNP						
Ohio State	1	0-0	0-0	0-0	0-1-1	0	0	0	0	0
at Northwestern	2	2-3	0-0	0-0	3-1-4	0	0	0	0	4
Nebraska	6	0-0	0-0	0-2	0-0-0	0	0	0	0	0
Purdue				DNP						
at Michigan State	4	0-1	0-0	0-0	0-0-0	0	0	0	0	0
at Penn State				DNP						
vs. Michigan				DNP						
vs. Indiana				DNP						
vs. Ohio State				DNP						
vs. Ole Miss				DNP						

## Ben Brust

### 2010-11

OPP.	MP	FG	3FG	FT	O-D-T	A	TO	B	S	TP
Prairie View A&M	6	1-3	0-2	0-0	0-1-1	0	1	0	0	2
North Dakota	7	0-1	0-0	0-0	0-0-0	0	1	0	0	0
at UNLV				DNP						
vs. Manhattan	5	1-2	1-2	0-0	0-0-0	0	0	0	0	3
vs. Boston College				DNP						
vs. Notre Dame	0	0-0	0-0	0-0	0-0-0	0	0	0	0	0
NC State	1	0-1	0-1	0-0	1-1-2	0	0	0	0	0
South Dakota	6	1-1	0-0	0-0	1-0-1	0	0	0	1	2
Milwaukee	4	0-0	0-0	0-0	0-2-2	0	0	0	0	0
at Marquette	5	0-2	0-0	0-0	0-0-0	0	0	0	0	0
Green Bay	3	0-2	0-1	0-0	0-0-0	0	0	0	0	0
Coppin State	2	0-1	0-1	0-0	0-0-0	0	0	0	0	0
Minnesota				DNP						
at Illinois				DNP						
Michigan				DNP						
at Michigan State				DNP						
Illinois				DNP						
Indiana				DNP						
at Northwestern	4	0-1	0-1	0-0	0-1-1	0	0	0	0	0
at Penn State	1	0-1	0-1	0-0	0-0-0	1	0	0	0	0
Purdue				DNP						
Michigan State	1	1-1	1-1	0-0	0-0-0	0	0	0	0	3
at Iowa				DNP						
Ohio State				DNP						
at Purdue				DNP						
Penn State				DNP						
at Michigan				DNP						
Northwestern	0	0-0	0-0	0-0	0-0-0	0	0	0	0	0
at Indiana				DNP						
at Ohio State				DNP						
vs. Penn State				DNP						
vs. Belmont				DNP						
vs. Kansas State				DNP						
vs. Butler	0	0-0	0-0	0-0	0-0-0	0	0	0	0	0

2011-12

OPP.	MP	FG	3FG	FT	O-D-T	A	TO	B	S	TP
Kennesaw State	.23	5-11	4-8	0-0	0-3-3	1	1	0	2	14
Colgate	.28	6-11	4-8	1-2	0-4-4	1	2	0	2	17
Wofford	.24	4-7	1-4	0-0	1-2-3	3	1	0	0	9
UMKC	.23	5-9	2-6	0-0	1-5-6	2	0	0	1	12
vs. Bradley	.27	1-6	1-3	1-2	0-2-2	2	0	0	0	4
vs. BYU	.26	7-11	7-10	0-0	1-3-4	1	3	0	0	21
at North Carolina	.23	4-9	1-4	0-0	0-3-3	0	0	0	3	9
Marquette	.28	3-11	1-6	2-2	1-1-2	1	1	0	0	9
Green Bay	.30	2-8	1-3	1-2	2-2-4	1	0	0	2	6
UNLV	.26	8-9	7-7	2-2	0-1-1	0	2	0	1	25
at Milwaukee	.30	1-9	1-5	2-2	0-1-1	3	0	0	0	5
Savannah State	.28	2-6	0-1	0-0	0-1-1	0	0	0	1	4
Miss. Valley St.	.23	1-5	1-4	2-2	2-2-4	0	2	0	0	5
at Nebraska	.28	3-7	2-5	1-1	0-3-3	1	0	0	0	9
Iowa	.32	4-13	1-9	2-2	1-0-1	0	0	0	2	11
Michigan State	.33	1-6	0-4	0-0	0-1-1	3	1	0	1	2
at Michigan	.25	2-3	2-3	0-0	0-2-2	0	1	0	0	6
at Purdue	.22	4-7	3-4	2-2	0-4-4	0	1	0	1	13
Nebraska	.17	1-5	0-3	0-0	0-1-1	0	4	0	2	2
Northwestern	.23	3-8	2-6	0-0	0-3-3	0	1	0	1	8
at Illinois	.28	4-9	0-2	1-1	1-3-4	0	0	0	0	9
Indiana	.22	4-9	3-6	2-2	1-2-3	0	1	0	0	13
at Penn State	.11	0-4	0-3	0-0	0-0-0	0	1	0	0	0
Ohio State	.22	0-4	0-3	0-0	0-0-0	0	2	0	0	0
at Minnesota	.8	1-3	1-3	0-0	0-0-0	0	0	0	0	3
at Michigan State	.9	0-1	0-1	0-0	0-0-0	0	0	0	0	0
Penn State	.17	2-4	2-4	0-0	1-0-1	0	1	0	0	6
at Iowa	.22	4-7	2-3	0-0	1-3-4	0	0	0	1	10
at Ohio State	.10	0-0	0-0	0-0	0-0-0	0	0	0	0	0
Minnesota	.19	1-5	1-4	1-2	0-3-3	3	1	0	1	4
Illinois	.13	1-5	1-4	0-0	1-2-3	0	0	0	2	3
vs. Indiana	.7	0-2	0-0	0-0	0-0-0	1	0	0	1	0
vs. Michigan State	.3	0-1	0-0	0-0	1-0-1	0	0	0	0	0
vs. Montana	.14	1-3	1-2	0-0	0-2-2	1	0	0	0	3
vs. Vanderbilt	.19	4-8	3-5	0-0	1-3-4	0	0	0	0	11
vs. Syracuse	.25	3-6	3-6	0-0	0-1-1	2	0	0	0	9

2012-13

OPP.	MP	FG	3FG	FT	O-D-T	A	TO	B	S	TP
SE Louisiana	.25	5-8	2-2	2-3	5-6-11	3	1	0	2	14
at Florida	.26	2-9	1-2	1-2	0-2-2	2	1	0	2	6
Cornell	.31	6-13	2-4	4-4	3-9-12	4	1	0	0	18
Presbyterian	.27	7-10	6-9	0-0	2-10-12	1	1	0	2	20
vs. Creighton	.29	2-12	0-5	0-0	2-5-7	1	1	0	1	4
vs. Arkansas	.36	3-11	2-6	1-2	1-6-7	2	0	0	2	9
Virginia	.37	6-16	3-9	0-0	0-4-4	0	1	0	1	15
California	.32	9-13	3-6	1-2	1-4-5	4	4	0	3	22
Nebraska-Omaha	.28	5-10	4-8	1-1	4-6-10	3	1	0	3	15
at Marquette	.36	3-13	2-9	0-0	1-4-5	6	2	0	0	8
Green Bay	.32	2-7	0-1	2-4	0-6-6	5	1	0	1	6
Milwaukee	.30	3-5	2-3	0-0	0-4-4	4	0	0	1	8
Samford	.30	3-6	2-5	0-0	2-2-4	6	0	0	0	8
Penn State	.36	5-14	2-8	1-3	2-1-3	4	1	1	1	13
at Nebraska	.36	1-6	1-5	0-0	0-3-3	2	2	0	0	3
Illinois	.37	3-8	2-4	0-0	2-3-5	3	1	0	0	8
at Indiana	.35	4-7	1-4	0-0	2-1-3	2	3	0	1	9
at Iowa	.34	3-5	1-3	0-0	0-2-2	2	2	0	0	7
Michigan State	.35	3-7	2-6	0-0	2-1-3	1	0	0	0	8
Minnesota	.35	2-5	2-4	0-0	0-4-4	3	1	0	1	6
at Ohio State	.33	3-8	3-6	0-0	1-2-3	3	0	0	0	9
at Illinois	.38	7-11	2-5	4-6	0-5-5	0	2	0	0	20
Iowa	.45	6-14	3-9	3-4	2-4-6	0	1	0	1	18
Michigan	.40	4-10	4-7	2-2	1-1-2	2	2	0	2	14
at Minnesota	.43	4-11	3-10	0-0	1-3-4	2	1	0	0	11
Ohio State	.37	6-11	3-8	0-1	1-10-11	3	1	0	0	15
at Northwestern	.32	4-9	3-7	1-1	0-8-8	2	1	1	0	12
Nebraska	.28	5-9	3-5	0-0	0-2-2	0	0	0	0	13
Purdue	.38	3-9	2-7	0-0	1-2-3	1	2	0	0	8
at Michigan State	.36	2-7	2-6	4-4	1-3-4	1	3	0	1	10
at Penn State	.36	5-11	3-7	0-0	0-2-2	4	0	0	0	13
vs. Michigan	.38	5-10	4-7	0-0	2-6-8	0	1	0	2	14
vs. Indiana	.39	4-10	2-5	2-4	1-2-3	2	2	0	2	12
vs. Ohio State	.32	3-6	0-2	0-0	0-3-3	1	0	0	0	6
vs. Ole Miss	.38	2-9	0-0	1-3-4	0	0	0	0	3	6

Sam Dekker

OPP.	MP	FG	3FG	FT	O-D-T	A	TO	B	S	TP
SE Louisiana	.17	3-5	2-3	0-0	0-1-1	2	0	0	1	8
at Florida	.20	4-8	1-3	2-4	2-1-3	3	1	0	1	11
Cornell	.19	2-6	1-2	2-2	3-3-6	2	3	1	2	7
Presbyterian	.15	6-8	2-4	2-2	1-0-1	1	0	0	0	16
vs. Creighton	.22	3-7	2-5	0-2	3-0-3	2	1	0	1	8
vs. Arkansas	.26	7-13	2-3	3-4	1-0-1	0	1	0	0	19
Virginia	.21	1-2	1-2	2-2	0-0-0	1	0	0	1	5
California	.24	4-8	1-3	1-4	2-3-5	2	3	0	1	10
Nebraska-Omaha	.20	4-8	1-4	1-2	3-2-5	3	1	1	1	10
at Marquette	.36	2-10	0-4	2-5	4-4-8	1	3	0	3	6
Green Bay	.27	3-7	2-4	2-2	2-4-6	1	0	1	0	10
Milwaukee	.28	2-6	1-2	0-0	2-3-5	3	1	0	0	5
Samford	.19	4-8	3-4	1-2	1-3-4	4	0	0	0	12
Penn State	.17	1-6	0-2	0-0	1-1-2	0	0	0	0	2
at Nebraska	.22	3-6	1-3	0-0	1-2-3	0	2	1	1	7
Illinois	.24	5-9	3-7	0-0	0-4-4	3	0	0	1	13
at Indiana	.23	4-8	2-5	0-0	1-3-4	0	1	1	0	10
at Iowa	.27	5-8	2-4	1-1	3-1-4	4	5	0	0	13
Michigan State	.13	1-2	1-2	0-0	0-0-0	0	1	0	1	3
Minnesota	.25	3-7	2-5	2-3	1-5-6	0	1	0	1	10
at Ohio State	.20	2-5	1-3	0-0	1-1-2	0	0	0	1	5
at Illinois	.18	2-5	0-1	0-0	3-2-5	2	1	0	0	4
Iowa	.18	2-4	1-1	0-0	0-2-2	0	0	0	0	5
Michigan	.26	5-9	2-5	0-0	1-4-5	1	4	0	0	12
at Minnesota	.22	3-7	2-4	6-7	1-3-4	0	0	1	1	14
Ohio State	.28	5-9	3-5	0-0	1-1-2	0	0	0	2	13
at Northwestern	.18	4-5	0-1	2-2	0-3-3	1	0	1	0	10
Nebraska	.22	5-6	4-5	5-6	0-2-2	4	1	1	1	19
Purdue	.26	4-7	2-5	0-0	1-2-3	3	0	2	0	10
at Michigan State	.23	3-7	1-3	2-5	2-3-5	1	2	0	0	9
at Penn State	.34	3-10	1-6	7-8	0-4-4	1	0	1	0	14
vs. Michigan	.18	0-4	0-2	2-2	0-2-2	2	0	2	2	2
vs. Indiana	.20	5-8	1-3	0-1	0-2-2	0	0	0	0	11
vs. Ohio State	.22	3-6	0-3	2-3	0-3-3	0	4	0	1	8
vs. Ole Miss	.20	5-13	2-3	2-2	2-1-3	0	1	0	1	14

Duje Dukan

OPP.	MP	FG	3FG	FT	O-D-T	A	TO	B	S	TP
Prairie View A&M	.3	1-2	0-0	0-0	0-0-0	0	0	0	0	2
North Dakota	.4	0-0	0-0	0-0	0-1-1	0	0	0	0	0
at UNLV				DNP						
vs. Manhattan				DNP						
vs. Boston College				DNP						
vs. Notre Dame				DNP						
NC State	.2	0-1	0-0	0-0	0-1-1	0	0	0	0	0
South Dakota				DNP						
Milwaukee	.1	0-0	0-0	0-0	0-0-0	0	0	0	0	0
at Marquette				DNP						
Green Bay				DNP						
Coppin State	.1	0-0	0-0	0-0	0-0-0	0	0	0	0	0
Minnesota				DNP						
at Illinois				DNP						
Michigan				DNP						
at Michigan State				DNP						
Illinois				DNP						
Indiana				DNP						
at Northwestern	.3	0-1	0-0	0-0	0-1-1	0	0	0	0	0
at Penn State				DNP						
Purdue				DNP						
Michigan State	.1	0-0	0-0	0-0	0-0-0	0	0	0	0	0
at Iowa				DNP						
Ohio State				DNP						
at Purdue				DNP						
Penn State				DNP						
at Michigan				DNP						
Northwestern				DNP						
at Indiana				DNP						
at Ohio State				DNP						
vs. Penn State				DNP						
vs. Belmont				DNP						
vs. Kansas State				DNP						
vs. Butler	.0	0-0	0-0	0-0	0-0-0	0	0	0	0	0

**WISCONSIN MEN'S BASKETBALL 2013-14 RECORD BOOK**

**2011-12**

OPP.	MP	FG	3FG	FT	O-D-T	A	TO	B	S	TP
Kennesaw State...11	2-2	0-0	0-0	0-0	0-1-1	0	0	0	0	4
Colgate.....2	0-0	0-0	0-0	0-0	0-1-1	0	0	0	0	0
Wofford.....3	0-1	0-1	0-0	0-0	0-0-0	0	0	0	0	0
UMKC.....4	0-1	0-0	0-0	0-0	0-2-2	0	1	0	0	0
vs. Bradley.....2	1-1	0-0	0-0	0-0	0-0-0	0	0	0	0	0
vs. BYU.....1	0-0	0-0	0-0	0-0	0-0-0	0	1	0	0	0
at North Carolina.....				DNP						
Marquette.....				DNP						
Green Bay.....3	0-1	0-1	0-0	0-0	1-0-1	0	1	0	0	0
UNLV.....				DNP						
at Milwaukee.....				DNP						
Savannah State...4	1-1	0-0	0-0	0-0	0-1-1	0	0	0	2	2
Miss. Valley St....5	0-0	0-0	0-0	1-4	0-0-0	1	0	0	1	1
at Nebraska.....1	0-0	0-0	0-0	0-0	0-0-0	0	0	0	0	0
Iowa.....				DNP						
Michigan State.....				DNP						
at Michigan.....				DNP						
at Purdue.....				DNP						
Nebraska.....				DNP						
Northwestern.....2	0-0	0-0	0-0	0-0	0-0-0	1	0	0	0	0
at Illinois.....				DNP						
Indiana.....				DNP						
at Penn State.....				DNP						
Ohio State.....				DNP						
at Minnesota.....				DNP						
at Michigan State..				DNP						
Penn State.....				DNP						
at Iowa.....				DNP						
at Ohio State.....				DNP						
Minnesota.....				DNP						
Illinois.....0	0-0	0-0	0-0	0-0	0-1-1	0	0	0	0	0
vs. Indiana.....				DNP						
vs. Michigan State..				DNP						
vs. Montana.....3	0-0	0-0	0-0	0-0	0-0-0	0	0	0	0	0
vs. Vanderbilt.....				DNP						
vs. Syracuse.....				DNP						

**Josh Gasser**

**2010-11**

OPP.	MP	FG	3FG	FT	O-D-T	A	TO	B	S	TP
Prairie View A&M ..26	5-8	2-4	9-10	6-3-9	3	1	0	1	21	
North Dakota.....25	3-6	0-1	1-1	1-5-6	4	1	0	0	7	
at UNLV.....37	2-8	1-6	2-2	4-3-7	2	2	0	0	7	
vs Manhattan.....35	5-9	0-3	2-3	1-1-2	4	1	0	1	12	
vs Boston College..31	3-6	0-2	2-3	2-4-6	2	0	0	1	8	
vs Notre Dame.....22	0-3	0-1	0-0	0-3-3	2	0	0	0	0	
NC State.....20	1-2	1-2	0-0	0-2-2	3	0	0	0	3	
South Dakota.....28	2-7	1-4	0-0	2-2-4	2	2	0	1	5	
Milwaukee.....16	2-5	0-2	4-4	0-2-2	0	1	0	1	8	
at Marquette.....30	2-6	0-2	0-0	1-0-1	2	1	0	1	4	
Green Bay.....24	0-1	0-0	2-2	0-3-3	0	3	1	0	2	
Coppin State.....25	1-3	1-2	0-0	0-2-2	4	0	0	0	3	
Minnesota.....31	1-5	0-2	0-0	2-0-2	3	0	0	1	2	
at Illinois.....15	0-1	0-1	0-0	1-2-3	2	0	0	0	0	
Michigan.....12	1-3	0-1	0-0	2-0-2	0	0	0	0	2	
at Michigan State..19	2-2	0-0	1-1	1-3-4	3	0	0	1	5	
Illinois.....23	0-0	0-0	2-4	0-0-0	0	1	0	0	2	
Indiana.....21	1-3	0-1	0-0	0-1-1	3	1	0	0	2	
at Northwestern...30	4-7	1-3	1-1	2-10-12	10	1	0	1	10	
at Penn State.....28	1-4	0-1	0-0	0-3-3	2	2	0	0	2	
Purdue.....35	4-4	2-2	1-2	1-3-4	2	0	0	1	11	
Michigan State...33	2-2	1-1	0-0	0-2-2	0	0	0	0	5	
at Iowa.....36	1-4	0-2	0-0	3-4-7	4	0	0	0	2	
Ohio State.....36	4-5	3-3	0-0	0-7-7	2	1	0	0	11	
at Purdue.....34	1-7	0-2	1-1	3-5-8	1	1	0	1	3	
Penn State.....34	3-4	1-2	4-4	0-2-2	5	1	0	0	11	
at Michigan.....36	2-4	1-3	0-0	2-2-4	1	3	1	1	5	
Northwestern...33	2-3	1-2	5-6	1-1-2	1	2	0	1	10	
at Indiana.....26	1-1	0-0	2-2	0-4-4	3	0	0	0	4	
at Ohio State...36	7-10	2-3	1-1	3-3-6	1	0	0	0	17	
vs Penn State...33	0-1	0-1	0-0	1-2-3	0	0	0	1	0	
vs Belmont.....18	0-1	0-0	1-2	0-0-0	2	3	0	0	1	
vs Kansas State...36	3-4	1-2	4-4	2-5-7	0	1	0	2	11	
vs Butler.....33	2-5	0-2	2-2	1-1-2	2	1	0	1	6	

**2011-12**

OPP.	MP	FG	3FG	FT	O-D-T	A	TO	B	S	TP
Kennesaw State...27	4-4	4-4	2-2	0-4-4	4	1	0	1	14	
Colgate.....19	2-5	1-2	0-1	2-3-5	0	0	0	0	5	
Wofford.....27	5-6	4-4	2-2	3-2-5	2	2	0	0	16	
UMKC.....28	3-5	2-3	0-0	0-4-4	3	1	0	0	8	
vs. Bradley.....34	6-10	3-4	0-0	2-6-8	2	0	0	0	15	
vs. BYU.....39	1-6	1-4	0-0	1-0-1	4	1	0	0	3	
at North Carolina..35	0-3	0-2	0-0	0-4-0	0	1	0	2	0	
Marquette.....37	1-5	1-2	4-4	1-1-2	3	2	0	0	7	
Green Bay.....15	1-3	0-1	1-1	0-0-0	2	2	0	0	3	
UNLV.....38	2-5	1-2	1-3	2-6-8	1	1	0	2	6	
at Milwaukee...38	2-2	0-0	0-1	0-4-4	2	1	0	0	4	
Savannah State..26	4-6	1-2	1-2	0-5-5	0	2	1	0	10	
Miss. Valley St...30	2-5	0-1	7-10	0-5-5	1	3	0	2	11	
at Nebraska.....37	1-3	1-2	0-0	0-6-6	3	2	0	0	3	
Iowa.....38	2-6	0-3	7-7	3-5-8	2	4	0	0	11	
Michigan State...42	1-3	1-2	1-3	2-4-6	0	0	0	1	4	
at Michigan.....35	2-5	0-1	0-0	1-3-4	1	0	0	1	4	
at Purdue.....34	3-5	1-3	3-4	0-4-4	4	3	0	0	10	
Nebraska.....35	4-8	1-3	3-3	2-3-5	1	1	0	2	12	
Northwestern...35	3-6	2-2	2-4	2-1-3	4	3	0	1	10	
at Illinois.....37	2-4	2-3	0-0	1-4-5	2	1	0	1	6	
Indiana.....40	3-8	1-4	1-1	0-2-2	1	1	0	2	8	
at Penn State...38	1-4	1-3	3-4	1-4-5	1	1	0	2	6	
Ohio State.....40	1-4	0-3	0-0	0-2-2	3	2	0	2	2	
at Minnesota...39	1-2	1-1	6-6	0-3-3	4	0	0	1	9	
at Michigan State..36	2-5	0-2	0-0	2-4-6	1	2	0	0	4	
Penn State.....36	3-6	3-5	6-6	1-4-5	2	2	0	0	15	
at Iowa.....35	6-11	2-5	0-0	1-4-5	2	1	0	0	14	
at Ohio State...38	3-6	1-4	0-0	1-3-4	1	0	0	0	7	
Minnesota.....36	1-5	0-2	0-1	0-0-0	1	2	1	0	2	
Illinois.....36	4-6	1-2	7-8	0-8-8	2	1	0	0	16	
vs. Indiana.....38	3-5	3-4	0-0	0-2-2	4	0	0	1	9	
vs. Michigan State.39	0-3	0-1	0-0	0-5-5	1	0	0	1	0	
vs. Montana.....26	3-6	2-3	4-4	0-2-2	1	2	0	0	12	
vs. Vanderbilt...24	1-2	0-1	0-1	2-1-3	0	0	0	0	2	
vs. Syracuse.....30	1-3	1-3	4-5	1-3-4	2	0	0	1	7	

**Traevon Jackson**

**2011-12**

OPP.	MP	FG	3FG	FT	O-D-T	A	TO	B	S	TP
Kennesaw State...13	1-2	1-2	0-0	1-2-2	0	1	0	0	0	3
Colgate.....8	1-1	1-1	0-0	0-0-0	0	0	0	0	0	3
Wofford.....7	0-0	0-0	0-0	0-0-1	1	0	0	0	0	0
UMKC.....8	0-4	0-2	0-0	1-3-4	0	0	0	0	0	0
vs. Bradley.....6	0-1	0-0	0-0	0-2-2	0	1	0	0	0	0
vs. BYU.....1	0-0	0-0	0-0	0-0-0	0	0	0	0	0	0
at North Carolina..				DNP						
Marquette.....				DNP						
Green Bay.....11	2-4	0-1	0-1	3-0-3	1	0	1	1	4	
UNLV.....				DNP						
at Milwaukee...9	0-0	0-0	0-0	0-0-0	1	1	0	0	0	0
Savannah State..9	0-0	0-0	0-0	0-0-0	1	1	0	0	0	0
Miss. Valley St...14	1-1	0-0	2-2	0-1-1	0	2	0	0	4	
at Nebraska.....2	1-1	0-0	0-0	0-2-2	0	0	0	0	2	
Iowa.....				DNP						
Michigan State...8	1-4	1-2	0-0	1-0-1	0	1	0	0	0	3
at Michigan.....				DNP						
at Purdue.....				DNP						
Nebraska.....				DNP						
Northwestern...2	0-0	0-0	0-0	0-0-0	0	1	0	0	0	0
at Illinois.....				DNP						
Indiana.....				DNP						
at Penn State...3				DNP						
Ohio State.....				DNP						
at Minnesota...1				DNP						
at Michigan State..				DNP						
Penn State.....0	0-0	0-0	0-0	0-0-0	0	0	0	0	0	0
at Iowa.....1	0-0	0-0	0-0	0-0-0	0	0	0	0	0	0
at Ohio State...1				DNP						
Minnesota.....				DNP						
Illinois.....0	0-0	0-0	0-0	0-0-0	0	0	0	0	0	0
vs. Indiana.....				DNP						
vs. Michigan State..				DNP						
vs. Montana.....2	0-1	0-0	0-0	0-0-0	0	0	0	0	0	0
vs. Vanderbilt...0				DNP						
vs. Syracuse.....0	0-0	0-0	0-0	0-0-0	0	0	0	0	0	0

2012-13

OPP.	MP	FG	3FG	FT	O-D-T	A	TO	B	S	TP
SE Louisiana	15	2-4	0-1	0-0	1-0-1	1	0	1	0	4
at Florida	19	3-5	2-4	0-0	0-0-0	3	2	0	1	8
Cornell	19	3-7	0-3	0-0	0-5-2	2	1	0	2	6
Presbyterian	16	0-1	0-1	0-0	1-0-1	3	2	0	0	0
vs. Creighton	23	1-6	1-2	0-0	0-2-2	2	0	0	0	3
vs. Arkansas	28	1-3	0-1	9-11	0-0-0	2	3	0	1	11
Virginia	32	2-7	1-1	0-0	0-4-5	1	0	2	5	0
California	23	0-3	0-3	0-0	0-0-0	3	2	0	2	0
Nebraska-Omaha	21	2-6	0-3	0-0	0-2-2	1	2	1	1	4
at Marquette	29	1-6	0-1	1-2	0-4-4	4	4	1	1	3
Green Bay	21	2-4	0-1	0-0	0-2-2	2	0	1	2	4
Milwaukee	27	5-8	2-4	1-1	1-1-2	3	1	0	2	13
Samford	20	0-2	0-1	4-4	1-1-2	2	2	0	0	4
Penn State	21	1-5	0-1	0-2	0-1-1	1	1	0	3	2
at Nebraska	21	2-5	0-2	0-0	0-1-1	3	1	0	1	4
Illinois	26	5-8	2-2	2-3	1-2-3	1	4	0	1	14
at Indiana	32	3-9	0-2	5-5	0-3-3	2	2	0	2	11
at Iowa	31	1-10	1-3	0-0	1-2-3	1	1	0	0	3
Michigan State	28	2-9	0-3	3-4	1-1-2	3	2	0	1	7
Minnesota	25	4-7	1-2	0-0	0-1-1	1	3	0	0	9
at Ohio State	32	5-9	2-5	0-0	0-1-1	1	3	0	0	12
at Illinois	28	0-4	0-0	1-2	0-3-3	2	1	0	0	1
Iowa	43	3-10	2-4	5-6	0-6-6	4	5	0	2	13
Michigan	39	3-5	1-2	0-0	0-4-4	5	5	0	2	7
at Minnesota	39	3-14	1-6	0-0	0-1-1	4	3	0	2	7
Ohio State	35	4-8	0-0	2-3	1-1-2	4	2	0	1	10
at Northwestern	26	2-3	0-1	4-6	3-4-7	5	1	1	0	8
Nebraska	27	3-6	1-3	0-0	1-3-4	5	1	0	1	7
Purdue	34	3-4	0-0	0-0	0-1-1	3	4	0	3	6
at Michigan State	30	0-4	0-2	0-0	1-1-2	4	3	0	1	0
at Penn State	31	6-11	3-3	0-0	0-5-5	4	1	0	0	15
vs. Michigan	31	4-7	1-3	7-8	0-2-2	4	3	0	1	16
vs. Indiana	31	2-6	0-0	3-5	0-3-3	4	3	0	1	7
vs. Ohio State	35	4-10	0-3	2-2	0-3-3	2	1	1	0	10
vs. Ole Miss	35	2-10	1-2	3-4	3-2-5	4	2	0	1	8

Frank Kaminsky

2011-12

OPP.	MP	FG	3FG	FT	O-D-T	A	TO	B	S	TP
Kennesaw State	10	2-3	1-2	0-0	2-3-5	0	2	1	0	5
Colgate	10	2-3	0-1	0-1	2-1-3	1	0	0	1	4
Wofford	6	0-2	0-2	0-0	0-1-1	0	1	0	0	0
UMKC	9	3-4	2-3	1-2	0-3-3	1	1	2	0	9
vs. Bradley	6	1-2	0-1	0-0	0-0-0	0	1	0	2	0
vs. BYU	7	1-2	0-0	0-0	0-1-1	1	1	0	0	2
at North Carolina	12	1-2	1-2	0-0	0-1-1	0	0	0	0	3
Marquette	5	1-2	0-1	0-0	0-0-0	0	0	0	0	2
Green Bay	14	2-5	0-3	0-0	1-0-1	0	0	1	0	4
UNLV	12	2-4	1-2	0-0	2-2-4	1	0	0	1	5
at Milwaukee	8	1-3	0-1	0-0	0-1-1	0	0	0	0	2
Savannah State	8	0-2	0-1	0-0	1-0-1	0	1	3	0	0
Miss. Valley St.	8	1-1	1-1	0-2	0-1-1	0	0	0	0	3
at Nebraska	6	0-0	0-0	0-0	2-2-4	0	1	0	0	0
Iowa	4	0-1	0-1	0-1	0-0-0	0	0	2	0	0
Michigan State				DNP						
at Michigan	4	0-0	0-0	0-0	1-0-1	0	0	0	0	0
at Purdue	9	0-1	0-1	2-2	2-1-3	0	0	0	0	2
Nebraska	8	1-2	0-0	0-0	0-0-0	1	0	0	0	2
Northwestern	11	0-0	0-0	2-2	1-1-2	0	0	0	0	2
at Illinois	5	0-0	0-0	0-0	0-0-0	0	0	0	0	0
Indiana	8	0-0	0-0	0-0	0-0-0	0	0	1	0	0
at Penn State	7	1-1	1-1	0-0	0-1-1	1	0	1	0	3
Ohio State	8	1-2	1-2	0-0	0-0-0	0	0	0	1	3
at Minnesota	10	0-2	0-2	0-0	2-0-2	2	0	0	0	2
at Michigan State	12	0-2	0-1	2-2	3-3-6	0	0	0	0	2
Penn State	11	1-2	0-1	0-0	1-0-1	0	1	0	0	2
at Iowa	8	0-1	0-0	0-0	0-2-2	0	1	1	0	0
at Ohio State	5	0-0	0-0	0-0	0-0-0	0	1	0	0	0
Minnesota	3	0-0	0-0	0-0	0-0-0	1	0	0	0	0
Illinois	7	1-3	1-2	0-0	1-1-2	0	0	0	0	3
vs. Indiana	3	0-1	0-1	0-0	0-0-0	1	0	0	0	0
vs. Michigan State	8	1-1	1-1	0-0	0-0-0	0	0	0	1	3
vs. Montana	3	0-0	0-0	0-0	1-2-2	0	0	0	0	0
vs. Vanderbilt	6	0-2	0-2	0-0	0-2-2	0	0	0	0	0
vs. Syracuse	10	0-0	0-0	0-2	0-0-0	0	0	0	0	0

2012-13

OPP.	MP	FG	3FG	FT	O-D-T	A	TO	B	S	TP
SE Louisiana	17	3-8	0-4	0-0	2-2-4	1	1	0	0	6
at Florida	13	1-3	0-1	2-2	3-0-3	0	0	0	1	4
Cornell	15	0-2	0-0	0-0	0-1-1	0	1	0	1	0
Presbyterian	13	4-4	1-1	1-1	0-1-1	3	0	1	2	10
vs. Creighton	9	0-1	0-1	0-0	0-0-0	0	1	0	1	0
vs. Arkansas	5	1-1	0-0	0-2	1-0-1	1	0	0	0	2
Virginia	3	0-1	0-1	0-0	0-0-0	0	0	0	0	0
California	6	1-3	0-0	2-2	1-0-1	0	0	2	0	4
Nebraska-Omaha	14	4-6	1-2	2-4	0-1-1	1	0	1	1	11
at Marquette	9	2-3	1-2	2-2	1-0-1	0	0	0	0	7
Green Bay	14	3-5	0-1	2-2	0-1-1	0	0	0	1	8
Milwaukee	12	0-4	0-0	2-2	2-2-4	2	0	1	1	2
Samford	12	6-7	4-4	0-0	0-2-2	0	0	1	0	16
Penn State	9	1-2	0-1	1-2	0-2-0	0	0	1	1	3
at Nebraska	8	0-2	0-1	0-0	0-1-1	1	0	1	0	0
Illinois	9	0-2	0-1	0-0	2-1-3	1	1	0	0	0
at Indiana	3	2-2	2-2	0-0	0-1-1	0	0	0	0	6
at Iowa				DNP						
Michigan State				DNP						
Minnesota				DNP						
at Ohio State	4	0-0	0-0	0-0	0-0-0	0	0	1	0	0
at Illinois	23	3-7	1-3	12-14	0-5-5	1	0	0	1	19
Iowa	6	1-3	1-1	0-0	0-1-1	0	0	0	0	3
Michigan	8	0-0	0-0	0-0	0-2-2	1	0	2	0	0
at Minnesota	6	1-3	0-1	0-0	0-0-0	1	1	0	0	2
Ohio State	9	0-2	0-2	0-0	0-3-3	3	0	0	0	0
at Northwestern	13	2-5	1-3	3-4	0-2-2	1	1	0	2	8
Nebraska	10	0-1	0-1	3-4	0-2-2	0	1	1	0	3
Purdue	8	1-5	0-4	0-0	1-0-1	0	0	0	0	2
at Michigan State	11	0-2	0-2	0-0	2-1-3	0	0	0	0	0
at Penn State	6	1-2	0-1	0-0	1-0-1	0	2	0	0	2
vs. Michigan	16	3-5	1-3	1-2	1-1-2	0	0	1	0	8
vs. Indiana	15	0-1	0-1	0-0	3-0-3	3	0	2	2	0
vs. Ohio State	13	2-2	1-1	0-0	0-1-1	3	0	0	1	5
vs. Ole Miss	10	1-4	0-0	0-0	1-2-3	2	1	1	0	2

George Marshall

2012-13

OPP.	MP	FG	3FG	FT	O-D-T	A	TO	B	S	TP
SE Louisiana	28	2-5	1-4	0-0	0-2-2	2	2	0	0	5
at Florida	29	1-5	1-5	0-0	1-2-3	2	1	0	1	3
Cornell	25	2-6	2-5	2-2	0-0-0	1	1	0	2	8
Presbyterian	24	4-7	4-6	0-0	0-2-2	3	0	0	1	12
vs. Creighton	28	5-10	3-7	0-0	0-2-2	0	0	0	0	13
vs. Arkansas	16	1-3	1-3	0-0	1-1-2	1	3	0	0	3
Virginia	11	1-2	1-1	0-0	0-1-1	1	1	0	0	3
California	11	0-2	0-1	0-0	0-0-0	3	0	0	0	0
Nebraska-Omaha	15	1-5	0-4	1-1	0-0-0	1	0	0	0	3
at Marquette	10	2-2	2-2	0-1	0-1-1	1	0	0	0	6
Green Bay	19	2-3	2-3	0-0	0-0-0	0	1	0	0	6
Milwaukee	16	2-4	2-2	0-0	0-0-0	0	1	0	0	6
Samford	23	1-4	1-4	0-0	0-1-1	4	0	0	1	3
Penn State	23	0-2	0-1	2-2	0-1-1	2	2	0	0	2
at Nebraska	21	2-6	1-1	0-1	0-0-0	1	0	0	0	5
Illinois	14	2-7	1-4	0-0	0-1-1	1	0	0	0	5
at Indiana	13	0-1	0-0	0-0	0-0-0	1	0	0	0	0
at Iowa	15	7-10	3-4	3-3	0-0-0	1	0	0	0	20
Michigan State	17	1-4	1-3	1-4	0-0-0	0	0	0	0	4
Minnesota	19	3-7	2-4	0-0	0-1-1	1	0	0	1	8
at Ohio State	16	1-6	0-4	0-0	1-0-1	2	0	0	0	2
at Illinois	10	0-2	0-2	0-0	0-0-0	0	0	0	0	0
Iowa	14	0-4	0-2	0-0	0-0-0	0	0	0	0	0
Michigan	11	1-2	1-2	0-0	0-1-1	0	0	0	0	3
at Minnesota	8	0-1	0-0	0-0	0-1-0	0	0	0	0	0
Ohio State	6	0-0	0-0	0-0	0-0-0	1	1	0	0	0
at Northwestern	19	1-3	1-2	0-0	0-0-0	0	1	0	0	3
Nebraska	19	2-5	2-4	0-0	0-1-1	2	0	0	0	6
Purdue	9	2-4	1-2	0-0	0-0-0	0	1	0	0	5
at Michigan State	13	1-3	0-2	0-0	0-0-0	2	0	0	0	2
at Penn State	9	0-2	0-2	1-2	0-0-0	0	0	0	0	1
vs. Michigan	12	0-2	0-2	0-0	0-0-0	0	0	0	0	0
vs. Indiana	10	2-6	2-5	0-0	0-2-2	0	3	0	0	6
vs. Ohio State	12	0-2	0-1	0-0	0-1-1	2	0	0	1	0</

**Zak Showalter**

2012-13

OPP.	MP	FG	3FG	FT	O-D-T	A	TO	B	S	TP
SE Louisiana	9	1-3	0-1	3-3	2-1-3	2	0	0	1	5
at Florida	8	1-3	0-1	0-0	2-0-2	0	1	0	0	2
Cornell	7	0-1	0-1	0-0	0-0-0	2	1	0	2	0
Presbyterian	9	1-2	0-1	1-2	0-0-0	2	0	0	0	3
vs. Creighton	13	0-0	0-0	2-2	0-1-1	0	0	1	0	2
vs. Arkansas	2	0-1	0-1	0-0	0-0-0	0	0	0	0	0
Virginia				DNP						
California	16	1-2	0-0	3-5	1-0-1	3	1	0	1	5
Nebraska-Omaha	13	3-5	1-1	0-0	3-0-3	0	0	0	1	7
at Marquette	10	0-0	0-0	2-2	0-1-1	0	2	0	0	2
Green Bay	23	3-5	1-2	1-3	1-3-4	3	0	0	0	8
Milwaukee	8	1-2	0-0	0-0	0-0-0	0	0	0	2	2
Samford	7	0-2	0-0	0-0	2-2-4	0	0	0	0	0
Penn State				DNP						
at Nebraska	1	0-0	0-0	0-0	0-0-0	0	0	0	0	0
Illinois	4	0-0	0-0	0-0	0-0-0	0	0	0	0	0
at Indiana				DNP						
at Iowa	2	0-1	0-1	0-0	0-0-0	0	0	0	0	0
Michigan State				DNP						
Minnesota	1	0-0	0-0	0-0	0-1-1	0	1	0	0	0
at Ohio State				DNP						
at Illinois				DNP						
Iowa				DNP						
Michigan				DNP						
at Minnesota				DNP						
Ohio State	1	0-1	0-0	0-0	0-0-0	0	0	0	0	0
at Northwestern	2	0-0	0-0	0-0	0-1-1	0	0	0	0	1
Nebraska	4	0-1	0-1	1-2	1-0-1	0	0	0	0	1
Purdue	26	4-7	2-5	0-0	1-2-3	3	0	2	0	10
at Michigan State	1	0-0	0-0	0-0	0-0-0	0	1	0	0	0
at Penn State	4	0-0	0-0	0-0	1-0-1	0	0	0	0	0
vs. Michigan				DNP						
vs. Indiana				DNP						
vs. Ohio State				DNP						
vs. Ole Miss				DNP						

**Jordan Smith**

2011-12

OPP.	MP	FG	3FG	FT	O-D-T	A	TO	B	S	TP
Kennesaw State				DNP						
Colgate				DNP						
Wofford	1	0-0	0-0	0-0	0-0-0	0	0	0	0	0
UMKC	2	0-0	0-0	0-0	0-0-0	0	0	0	0	0
vs. Bradley				DNP						
vs. BYU	1	0-0	0-0	0-0	0-0-0	0	0	0	0	0
at North Carolina				DNP						
Marquette				DNP						
Green Bay	1	0-1	0-0	0-0	0-1-1	0	0	0	0	0
UNLV				DNP						
at Milwaukee				DNP						
Savannah State	2	0-0	0-0	0-0	0-0-0	0	0	0	0	0
Miss. Valley St.	4	2-2	1-1	0-0	0-1-1	0	0	0	0	5
at Nebraska				DNP						
Iowa				DNP						
Michigan State				DNP						
at Michigan				DNP						
at Purdue				DNP						
Nebraska				DNP						
Northwestern				DNP						
at Illinois				DNP						
Indiana				DNP						
at Penn State				DNP						
Ohio State				DNP						
at Minnesota				DNP						
at Michigan State				DNP						
Penn State				DNP						
at Iowa				DNP						
at Ohio State				DNP						
Minnesota				DNP						
Illinois				DNP						
vs. Indiana				DNP						
vs. Michigan State				DNP						
vs. Montana	1	0-0	0-0	0-0	0-0-0	0	0	0	0	0
vs. Vanderbilt				DNP						
vs. Syracuse				DNP						

2012-13

OPP.	MP	FG	3FG	FT	O-D-T	A	TO	B	S	TP
SE Louisiana	2	0-0	0-0	0-0	0-0-0	0	0	0	0	0
at Florida				DNP						
Cornell	2	0-2	0-1	0-0	0-1-1	0	0	0	0	0
Presbyterian	5	1-2	0-1	0-0	1-0-1	0	0	0	0	2
vs. Creighton				DNP						
vs. Arkansas				DNP						
Virginia				DNP						
California	3	0-1	0-1	0-0	0-0-0	0	0	0	0	0
Nebraska-Omaha	3	0-2	0-2	0-0	0-0-0	0	0	0	0	3
at Marquette				DNP						
Green Bay				DNP						
Milwaukee				DNP						
Samford	1	1-1	1-1	0-0	0-1-1	0	0	0	0	3
Penn State				DNP						
at Nebraska				DNP						
Illinois	1	1-1	0-0	0-0	1-0-1	0	0	0	0	2
at Indiana				DNP						
at Iowa				DNP						
Michigan State				DNP						
Minnesota				DNP						
at Ohio State				DNP						
at Illinois				DNP						
Iowa				DNP						
Michigan				DNP						
at Minnesota				DNP						
Ohio State	1	0-0	0-0	0-0	0-0-0	0	0	0	0	0
at Northwestern	1	0-0	0-0	0-0	0-0-0	0	0	0	0	0
Nebraska	2	0-1	0-1	0-0	0-0-0	1	0	0	0	0
Purdue				DNP						
at Michigan State				DNP						
at Penn State				DNP						
vs. Michigan				DNP						
vs. Indiana				DNP						
vs. Ohio State				DNP						
vs. Ole Miss				DNP						

# 2012-13 Review

**Record: 23-12 Overall, 12-6 Big Ten (4th Place)**

**(15-3 Home, 5-6 Away, 3-3 Neutral, 7-6 vs. Ranked Teams)**

Date	Opp. (AP Rank)	W/L	Score	Att.	UW High Scorer	UW High Rebounder
Nov. 11	SE LOUISIANA	W	87-47	16,662	Berggren - 19	Brust - 11
Nov. 14	at Florida (#10)	L	56-74	9,614	Berggren - 11 Dekker - 11	Berggren - 6
Nov. 18	CORNELL	W	73-40	16,657	Brust - 18 Berggren - 18	Brust - 12
Nov. 20	PRESBYTERIAN	W	88-43	16,656	Brust - 20	Brust - 12
Nov. 23	vs Creighton (#14) ^	L	74-84	4,200	Berggren - 27	Evans - 8
Nov. 24	vs Arkansas ^	W	77-70	3,000	Dekker - 19	Bruesewitz - 9 Berggren - 9
Nov. 28	VIRGINIA *	L	54-60	16,690	Brust - 15	Evans - 6
Dec. 2	CALIFORNIA	W	81-56	16,596	Brust - 22	Bruesewitz - 8 Berggren - 8
Dec. 4	NEBRASKA-OMAHA	W	86-40	16,546	Brust - 15	Evans - 11
Dec. 8	at Marquette	L	50-60	18,588	Berggren - 9 Evans - 9	Dekker - 8
Dec. 12	GREEN BAY	W	65-54	16,746	Evans - 13	Evans - 7
Dec. 22	MILWAUKEE	W	74-53	16,465	Evans - 19	Evans - 7 Berggren - 7
Dec. 29	SAMFORD	W	87-51	16,376	Kaminsky - 16	Evans - 12
Jan. 3	PENN STATE	W	60-51	16,156	Evans - 13 Berggren - 13 Brust - 13	Evans - 9
Jan. 6	at Nebraska	W	47-41	9,805	Berggren - 13	Evans - 15
Jan. 12	ILLINOIS (#12)	W	74-51	17,249	Berggren - 15	Berggren - 12
Jan. 15	at Indiana (#2)	W	64-59	17,472	Evans - 13	Evans - 8
Jan. 19	at Iowa	L	66-70	15,400	Marshall - 20	Bruesewitz - 9
Jan. 22	MICHIGAN STATE (#13)	L	47-49	17,249	Bruesewitz - 10	Evans - 11
Jan. 26	MINNESOTA (#12)	W	45-44	17,249	Evans - 10 Dekker - 10	Evans - 8
Jan. 29	at Ohio State (#11)	L	49-58	16,911	Jackson - 12	Berggren - 9
Feb. 3	at Illinois	W	74-68	15,073	Brust - 20	Evans - 9
Feb. 6	IOWA	W	74-70 (2ot)	17,121	Brust - 18	Berggren - 14
Feb. 9	MICHIGAN (#3)	W	65-62 (ot)	17,249	Brust - 14	Evans - 9
Feb. 14	at Minnesota	L	53-58 (ot)	14,625	Dekker - 14	Evans - 11
Feb. 17	OHIO State (#13)	W	71-49	17,249	Brust - 15 Berggren - 15	Brust - 11
Feb. 20	at Northwestern	W	69-41	7,011	Berggren - 12 Brust - 12	Brust - 8 Berggren - 8
Feb. 26	NEBRASKA	W	77-46	17,026	Dekker - 19	Bruesewitz - 9
March 3	PURDUE	L	56-69	17,230	Berggren - 13	Berggren - 8
March 7	at Michigan State (#10)	L	43-58	14,797	Brust - 10	Evans - 11
March 10	at Penn State	W	63-60	8,701	Jackson - 15	Berggren - 10
<b>Big Ten Tournament - United Center in Chicago, Ill.</b>						
March 15	vs Michigan (#6)	W	68-59	21,793	Jackson - 16	Bruesewitz - 8 Brust - 8
March 16	vs Indiana (#3)	W	58-56	21,824	Evans - 16	Evans - 8
March 17	vs Ohio State (#10)	L	43-50	20,560	Jackson - 10	Bruesewitz - 6
<b>NCAA Tournament - Sprint Center in Kansas City, Mo.</b>						
March 22	vs Ole Miss	L	46-57	--	Dekker - 14	Berggren - 9

^ Las Vegas Invitational (Orleans Arena, Las Vegas, Nev.)

\* Big Ten/ACC Challenge

# 2012-13 Season Statistics

Overall: 23-12, 15-3 Home, 5-6 Away, 3-3 Neutral, 7-6 vs. Ranked Teams

#	Player	gp-gs	min	avg	Total			3-Point			F-Throw		Rebounds					pts	avg			
					fg	fga	fg%	fg	fga	fg%	ft	fta	ft%	off	def	tot	avg			pf	dq	a
01	Brust, Ben	35-35	1200	34.3	140-330	.424	79-203	.389	29-43	.674	41	139	180	5.1	47	1	79	40	2	34	388	11.1
40	Berggren, Jared	35-35	999	28.5	145-308	.471	21-63	.253	73-104	.702	88	154	242	6.9	53	0	30	36	73	20	384	11.0
05	Evans, Ryan	35-35	1017	29.1	144-365	.395	2-24	.083	63-148	.426	71	186	257	7.3	64	1	70	55	28	26	353	10.1
15	Dekker, Sam	35-3	780	22.3	118-247	.478	50-128	.391	49-71	.690	43	75	118	3.4	43	0	47	37	14	23	335	9.6
12	Jackson, Traevon	35-29	973	27.8	84-226	.372	22-75	.293	52-68	.765	16	72	88	2.5	75	1	99	73	6	35	242	6.9
31	Brusewitz, Mike	33-30	923	28.0	71-177	.401	30-106	.283	38-55	.691	52	123	175	5.3	84	4	60	48	9	29	210	6.4
44	Kaminsky, Frank	32-2	329	10.3	43-98	.439	14-45	.311	33-43	.767	21	35	56	1.8	40	0	26	9	17	14	133	4.2
03	Marshall, George	35-6	552	15.8	49-138	.355	35-95	.368	10-16	.625	3	22	25	0.7	47	0	35	18	0	7	143	4.1
33	Showalter, Zak	22-0	147	6.7	11-29	.379	2-10	.200	13-19	.684	13	10	23	1.0	18	0	12	8	1	7	37	1.7
10	Fahey, Dan	10-0	28	2.8	3-6	.500	0-1	.000	5-6	.833	2	4	6	0.6	0	0	2	2	1	1	11	1.1
34	Bohannon, Zach	17-0	80	4.7	7-15	.467	2-5	.400	1-6	.167	9	14	23	1.4	6	0	2	3	2	2	17	1.0
32	Anderson, Evan	12-0	38	3.2	4-7	.571	0-1	.000	1-1	1.000	0	2	2	0.2	10	0	2	3	0	1	9	0.8
02	Smith, Jordan	10-0	21	2.1	3-10	.300	1-7	.143	0-0	.000	2	2	4	0.4	2	0	1	0	0	0	7	0.7
22	Wise, J.D.	9-0	13	1.4	1-3	.333	1-1	1.000	2-2	1.000	0	3	3	0.3	2	0	0	2	0	1	5	0.6
Team																						
Total.....		35	7100		823-1959	.420	259-784	.330	369-582	.634	406	881	1287	36.8	491	7	465	342	153	200	2274	65.0
Opponents.....		35	7100		744-1890	.394	136-470	.289	334-485	.689	325	838	1113	33.2	605	15	300	392	85	198	1958	55.9

Big Ten: 12-6 (4th), 7-2 Home, 5-4 Away, 5-3 vs. Ranked Teams

#	Player	gp-gs	min	avg	Total			3-Point			F-Throw		Rebounds					pts	avg			
					fg	fga	fg%	fg	fga	fg%	ft	fta	ft%	off	def	tot	avg			pf	dq	a
01	Brust, Ben	18-18	654	36.3	70-162	.432	42-111	.378	15-21	.714	16	57	73	4.1	22	0	35	23	2	9	197	10.9
40	Berggren, Jared	18-18	560	31.1	71-166	.428	8-48	.167	31-50	.620	42	90	132	7.3	30	0	15	20	38	9	181	10.1
15	Dekker, Sam	18-0	406	22.6	60-120	.500	28-67	.418	25-32	.781	16	43	59	3.3	23	0	20	18	8	9	173	9.6
06	Evans, Ryan	18-18	518	28.8	66-173	.382	1-7	.143	32-74	.432	37	99	136	7.6	39	1	31	26	9	8	165	9.2
12	Jackson, Traevon	18-18	548	30.4	50-131	.382	14-41	.341	22-31	.710	9	41	50	2.8	42	1	53	43	1	18	136	7.6
31	Brusewitz, Mike	18-18	551	30.6	36-101	.356	15-61	.246	24-37	.649	33	75	108	6.0	45	3	36	25	3	14	111	6.2
03	Marshall, George	18-0	256	14.2	23-69	.333	13-39	.333	7-12	.583	1	6	7	0.4	22	0	14	5	0	1	66	3.7
44	Kaminsky, Frank	15-0	133	8.9	12-38	.316	5-23	.217	19-24	.792	6	21	27	1.8	20	0	9	6	6	4	48	3.2
10	Fahey, Dan	4-0	6	1.5	2-2	.100	0-0	.000	2-2	1.000	0	2	2	0.5	0	0	0	1	1	0	6	1.5
34	Bohannon, Zach	7-0	27	3.9	3-7	.429	0-1	.000	0-4	.000	5	10	1.4	1.0	0	0	1	0	0	6	0.9	
22	Wise, J.D.	4-0	4	1.0	1-2	.500	1-1	1.000	0-0	.000	0	2	2	0.5	1	0	0	1	0	0	3	0.8
02	Smith, Jordan	4-0	5	1.3	1-2	.500	0-1	.000	0-0	.000	1	0	1	0.3	0	0	1	0	0	0	2	0.5
32	Anderson, Evan	6-0	10	1.7	1-2	.500	0-0	.000	0-0	.000	0	1	1	0.2	3	0	1	1	0	0	2	0.3
33	Showalter, Zak	10-0	22	2.2	0-3	.000	0-2	.000	1-2	.500	2	2	4	0.4	7	0	0	3	0	0	1	0.1
Team																						
Total.....		18	3700		396-978	.405	127-402	.316	178-289	.616	193	463	656	36.4	255	5	215	179	68	72	1097	60.9
Opponents.....		18	3700		387-996	.389	66-235	.281	164-234	.701	171	445	616	34.2	312	7	153	170	38	108	1004	55.8

## 2012-13 Team Highs

### WISCONSIN SEASON HIGHS

<b>Points</b>	88 vs. Presbyterian (11/20/12)
<b>Field Goals</b>	34 vs. Nebraska-Omaha (12/4/12)
<b>FG Att.</b>	71 vs. Iowa (2/6/13)
<b>FG Pct.</b>	.527 (29-55) vs. Ohio State (2/17/13)
<b>3-Pt FG</b>	16 vs. Presbyterian (11/20/12)
<b>3-Pt FG Att.</b>	37 vs. Presbyterian (11/20/12)
<b>3-Pt FG Pct.</b>	.545 (12-22) vs. Samford (12/29/12)
<b>FTs Made</b>	28 at Illinois (2/3/13)
<b>FT Att.</b>	42 at Illinois (2/3/13)
<b>FT Pct.</b>	.929 (13-14) vs. Cornell (11/18/12)
<b>Rebounds</b>	54 vs. Cornell (11/18/12)
<b>Off. Rebounds</b>	19 vs. Nebraska-Omaha (12/4/12)
<b>Assists</b>	24 vs. Presbyterian (11/20/12)
<b>Steals</b>	16 vs. California (12/2/12)
<b>Blocks</b>	10 vs. Indiana (3/18/13)
<b>Turnovers</b>	17 at Michigan State (3/7/13)
<b>Fouls</b>	23 at Iowa (1/19/13)

### OPPONENT SEASON HIGHS

<b>Points</b>	84 vs. Creighton (11/23/12)
<b>Field Goals</b>	28 vs. Michigan (2/9/13)
<b>FG Att.</b>	74 vs. Iowa (2/6/13)
<b>FG Pct.</b>	.619 (26-42) at Florida (11/14/12)
<b>3-Pt FG</b>	8 at Northwestern (2/23/12)
<b>3-Pt FG Att.</b>	24 at Northwestern (2/20/13)
<b>3-Pt FG Pct.</b>	.600 (3-5) at Ohio State (1/29/13)
<b>FTs Made</b>	24 at Iowa (1/19/13)
<b>FT Att.</b>	29 at Iowa (1/19/13)
<b>FT Pct.</b>	.880 (22-25) vs. Creighton (11/23/12)
<b>Rebounds</b>	51 vs. Iowa (2/6/13)
<b>Off. Rebounds</b>	18 vs. Iowa (2/6/13)
<b>Assists</b>	16 vs. Iowa (2/6/13)
<b>Steals</b>	16 at Michigan State (2/29/12)
<b>Blocks</b>	6 vs. Ole Miss (3/22/13)
<b>Turnovers</b>	23 vs. California (12/2/12)
<b>Fouls</b>	29 vs. Arkansas (11/24/12)



# 2012-13 Game-by-Game Statistics

	BADGERS STARTERS	FG-FGA	PCT.	3P-3PA	PCT.	FT-FTA	PCT.	Reb.	PF	A	TO	BK	ST	1st	2nd	OT	Final Score
								0-D-T									
Wisconsin	Evans, Berg, Brust, Kamin, Mars	32-61	.525	8-21	.381	15-23	.652	19-30-49	6	14	8	7	4	43	44	--	87
SOUTHEASTERN LOUISIANA		19-54	.352	5-14	.357	4-6	.667	6-16-22	21	4	9	3	3	17	30	47	--
Wisconsin	Evans, Berg, Brust, Kamin, Mars	21-59	.356	7-24	.292	7-14	.500	12-9-21	18	12	10	1	11	31	25	--	56
at Florida		26-42	.619	6-12	.500	16-20	.800	9-31-40	15	9	20	2	2	43	31	74	--
Wisconsin	Evans, Berg, Brust, Brues, Mars	27-67	.402	6-22	.273	13-14	.929	18-36-54	11	18	16	9	10	42	31	--	73
CORNELL		16-61	.262	2-15	.133	6-9	.667	11-20-31	17	7	18	2	9	24	16	40	--
Wisconsin	Evans, Berg, Brust, Brues, Mars	33-63	.524	16-37	.432	6-9	.667	12-26-38	10	24	6	3	10	39	49	--	88
PRESBYTERIAN		16-44	.364	5-15	.333	6-8	.750	1-20-21	8	8	16	3	2	15	28	43	--
Wisconsin	Evans, Berg, Brust, Brues, Mars	27-66	.409	8-27	.296	12-16	.750	14-20-34	20	8	8	4	5	39	35	--	74
vs Creighton		27-58	.466	8-20	.400	22-25	.880	13-27-40	18	14	10	2	3	38	46	84	--
Wisconsin	Evans, Berg, Brust, Brues, Mars	22-49	.449	8-19	.421	25-38	.658	14-25-39	18	13	11	5	3	29	48	--	77
vs Arkansas		25-61	.410	3-8	.375	17-25	.680	14-20-34	29	7	6	1	5	40	30	70	--
Wisconsin	Evans, Berg, Brust, Brues, Jack	21-55	.382	8-22	.364	4-5	.800	7-18-25	15	12	5	3	6	23	31	--	54
VIRGINIA		21-46	.457	4-12	.333	14-17	.824	8-28-36	12	12	10	4	3	24	36	60	--
Wisconsin	Evans, Berg, Brust, Brues, Jack	30-58	.517	7-21	.333	14-25	.560	14-22-36	19	18	13	5	16	37	44	--	81
CALIFORNIA		18-47	.383	3-9	.333	17-26	.654	12-18-30	22	7	23	2	11	24	32	56	--
Wisconsin	Evans, Berg, Brust, Brues, Jack	34-70	.486	8-27	.296	10-16	.625	19-30-49	11	16	9	4	9	42	44	--	86
NEB-OMAHA		17-51	.333	2-12	.167	4-8	.500	6-20-26	17	5	19	1	5	13	27	40	--
Wisconsin	Evans, Berg, Brust, Dekker, Jack	17-52	.327	7-25	.280	9-23	.391	14-21-35	17	13	14	3	7	20	30	--	50
at Marquette		25-52	.481	3-10	.300	7-17	.412	10-29-39	20	13	16	6	9	34	26	60	--
Wisconsin	Evans, Berg, Brust, Dekker, Jack	24-51	.471	5-13	.385	12-20	.600	7-25-32	11	15	6	8	5	27	38	--	65
GREEN BAY		21-56	.375	3-12	.250	9-12	.750	11-24-35	21	6	9	1	3	23	31	54	--
Wisconsin	Evans, Berg, Brust, Dekker, Jack	28-59	.475	7-14	.500	11-13	.846	10-26-36	12	17	8	2	7	41	33	74	--
MILWAUKEE		22-50	.440	7-22	.318	2-4	.500	3-18-21	15	13	13	4	4	18	35	53	--
Wisconsin	Evans, Berg, Brust, Brues, Jack	31-59	.525	12-22	.545	13-17	.765	13-30-43	13	21	6	6	6	47	40	--	87
Wisconsin	Evans, Berg, Brust, Brues, Jack	18-51	.353	7-13	.538	8-15	.533	6-16-22	15	9	10	3	4	19	32	51	--
SAMFORD		22-57	.386	3-17	.176	13-26	.500	13-19-32	7	10	4	6	7	29	31	60	--
Wisconsin	Evans, Berg, Brust, Brues, Jack	24-52	.462	3-8	.375	0-1	.000	9-29-38	23	7	15	2	2	18	33	51	--
PENN STATE		20-53	.377	4-17	.235	3-13	.231	8-30-38	9	8	6	6	2	19	28	--	47
Wisconsin	Evans, Berg, Brust, Brues, Jack	18-49	.367	2-12	.167	3-5	.600	3-32-35	15	4	8	4	4	19	22	41	--
at Nebraska		28-57	.491	10-23	.435	8-13	.615	18-25-43	20	11	13	2	4	39	35	--	74
Wisconsin	Evans, Berg, Brust, Brues, Jack	18-51	.353	2-14	.143	13-20	.650	9-15-24	19	2	9	2	8	19	32	--	52
ILLINOIS		23-51	.415	7-22	.318	11-14	.786	7-21-28	17	12	8	3	4	31	33	--	64
Wisconsin	Evans, Berg, Brust, Brues, Jack	20-54	.370	3-12	.250	16-19	.842	14-23-37	16	7	7	11	0	4	32	27	--
at Indiana																	



# Individual Highs

## WISCONSIN

<b>Points</b>	27, Jared Berggren vs. Creighton (11/23/12)
<b>Field Goals</b>	9, Ben Brust vs. California (12/2/12)
<b>FG Att.</b>	16, Ryan Evans vs. Milwaukee (12/22/12) & Ben Brust vs. Virginia (11/28/12)
<b>FG Pct.</b>	.857 (6-7), Frank Kaminsky vs. Samford (12/29/12) & Mike Bruesewitz vs. Samford (12/29/12)
<b>3-Point FG</b>	6, Ben Brust vs. Presbyterian (11/20/12)
<b>3-Pt FG Att.</b>	10, Sam Dekker vs. Ole Miss (3/22/13) & Ben Brust at Minnesota (2/14/13)
<b>3-Pt FG Pct.</b>	1.000 (4-4), Frank Kaminsky vs. Samford (12/29/12)
<b>FTs Made</b>	12, Frank Kaminsky at Illinois (2/3/13)
<b>FT Att.</b>	14, Frank Kaminsky at Illinois (2/3/13)
<b>FT Pct.</b>	1.000 (7-7), Jared Berggren vs. SE Louisiana (11/11/12)
<b>Rebounds</b>	15, Ryan Evans at Nebraska (1/6/13)
<b>Assists</b>	6, Ryan Evans vs. Michigan (3/15/13)
<b>Blocks</b>	7, Jared Berggren vs. Iowa (2/6/13)
<b>Steals</b>	5, Mike Bruesewitz vs. California (12/2/12)
<b>Turnovers</b>	5, Traevon Jackson vs. Michigan (2/9/13) & vs. Iowa (2/6/13)
<b>Minutes</b>	45, Ben Brust vs. Iowa (2/6/13)
<b>OPPONENTS</b>	
<b>Points</b>	30, Doug McDermott (vs. Creighton - 11/23/12)
<b>Field Goals</b>	10, DeShaun Thomas (at Ohio State - 1/29/13) & Doug McDermott vs. Creighton - 11/23/12)
<b>FG Att.</b>	23, Doug McDermott (vs. Creighton - 11/23/12)
<b>FG Pct.</b>	1.000 (10-10), Erik Murphy (at Florida - 11/14/12)
<b>3-Point FG</b>	6, D.J. Byrd (Purdue - 3/3/13)
<b>3-Pt FG Att.</b>	12, Marshall Henderson (vs. Ole Miss - 3/22/13)
<b>3-Pt FG Pct.</b>	1.000 (3-3), Dre Evans (SE Louisiana- 11/11/12) & LaQuinton Ross (at Ohio State - 1/29/13)
<b>FTs Made</b>	13, Aaron White (at Iowa - 1/19/13)
<b>FT Attempts</b>	15, Aaron White (at Iowa - 1/19/13)
<b>FT Pct.</b>	1.000 (6-6), Brennan Cougill (Green Bay - 12/12/12)
<b>Rebounds</b>	13, Branden Dawson (Michigan State - 1/22/13)
<b>Assists</b>	8, Ronnie Johnson (Purdue - 3/3/13)
<b>Blocks</b>	5, Reginald Buckner (vs. Ole Miss - 3/22/13)
<b>Steals</b>	6, Travis Trice (at Michigan State - 3/7/13)
<b>Turnovers</b>	7, Justin Cobbs (California - 12/2/12) & Trent Lockett (at Marquette - 12/8/12)
<b>Minutes</b>	43, Austin Hollins (at Minnesota - 2/14/13)

## UW record when ...

	2012-13	Under Ryan
Ahead at the half	16-7	230-25
Behind at the half	5-5	51-80
Tied at the half	2-0	10-8
FG% of .450 or more	13-0	180-16
FG% less than .450	10-12	109-97
Better FG% than opp.	18-0	215-11
Worse FG% than opp.	4-11	72-100
Same FG% as opp.	1-1	3-2
Opp. FG% less than 45%	22-6	221-39
3FG% of 40% or more	6-0	129-19
3FG% less than 40%	17-12	161-94
Try more than 15 3FGs	20-12	202-97
Try 15 or fewer 3FGs	3-0	89-16
Make at least 70% FT	7-3	165-52
Try at least 25 FTs	6-0	92-11
Try fewer than 25 FTs	17-12	196-101
Outrebound opponent	16-2	209-30
Tied or outrebounded	7-10	85-83
Same or fewer TOs than opp.	15-8	219-64
More TOs than opp.	8-4	72-49
Commit fewer than 12 TOs	17-8	204-61
Commit 12 or more TOs	6-4	87-52
Score fewer than 50 pts.	2-5	2-17
Score 50-59 pts.	0-5	25-50
Score 60-69 pts.	8-1	104-37
Score 70-79 pts.	8-1	109-5
Score 80-89 pts.	5-0	43-4
Score 90 or more pts.	0-0	8-0
Allow fewer than 50 pts.	9-1	82-3
Allow 50-59 pts.	9-5	110-21
Allow 60-69 pts.	3-3	80-46
Allow 70-79 pts.	2-2	17-29
Allow 80-89 pts.	0-1	2-9
Allow 90 or more pts.	0-0	1-4
Overtime	2-1	11-8
vs. A.P. top 25 opponents	7-6	48-53
vs. A.P. top 25 opp. at home	4-1	30-11
Home games	15-3	181-18
Road games	5-6	67-66
Neutral site games	3-3	43-29
Day games	12-3	119-39
Night games	11-9	172-74
<b>Games decided by...</b>		
3 points or less	3-1	36-23
4-5 points	2-2	51-32
6-10 points	5-5	55-37
11-19 points	2-4	90-31
20 or more points	11-0	86-4
<b>Televised games...</b>		
CBS	2-1	29-20
Big Ten Network	12-1	75-15
BigTenNetwork.com	1-0	3-0
ESPN	3-5	40-28
ESPN2	0-4	19-15
ESPNU	0-0	2-1
ESPN Plus	0-0	54-17
ESPN3.com	5-0	16-0
Fox Sports Net	0-0	9-4
Fox College Sports	0-0	1-0
CBS College Sports	0-0	1-1
TBS	0-0	0-1
TNT	0-0	3-0
truTV	0-1	1-1
TWSports32	0-0	1-0
UPN-14	0-0	0-1
Versus	0-0	0-1

# All-Time Results



# Year-by-Year Records

Year	Overall			Big Ten			Pl.	Home	Away	Neut.	Head Coach
	W	L	Pct.	W	L	Pct.					
1898-99	0	3	.000	—	—	—	—	0-0	0-3	0-0	James Elsom
1899-00	1	1	.500	—	—	—	—	0-0	1-1	0-0	James Elsom
1900-01	1	1	.500	—	—	—	—	0-0	1-1	0-0	James Elsom
1901-02	7	3	.700	—	—	—	—	0-0	7-2	0-1	James Elsom
1902-03	5	2	.714	—	—	—	—	0-0	5-2	0-0	James Elsom
1903-04	11	4	.733	—	—	—	—	2-0	9-4	0-0	James Elsom
1904-05	10	8	.556	—	—	—	—	1-0	9-8	0-0	Emmett Angell
1905-06	12	2	.857	6	2	.750	2	6-0	6-2	0-0	Emmett Angell
1906-07	11	3	.786	6	2	.750	1t	7-1	4-2	0-0	Emmett Angell
1907-08	10	2	.833	7	1	.875	1t	7-1	3-1	0-0	Emmett Angell
1908-09	8	4	.667	5	4	.556	3	7-1	1-3	0-0	Haskell Noyes
1909-10	9	5	.643	7	5	.583	3	8-0	1-5	0-0	Haskell Noyes
1910-11	9	6	.600	6	6	.500	5	8-1	1-5	0-0	Haskell Noyes
1911-12	15	0	1.000	12	0	1.000	1	8-0	7-0	0-0	Walter Meanwell
1912-13	14	1	.933	11	1	.917	1	9-0	5-1	0-0	Walter Meanwell
1913-14	15	0	1.000	12	0	1.000	1	9-0	6-0	0-0	Walter Meanwell
1914-15	13	4	.765	8	4	.667	3	9-2	4-2	0-0	Walter Meanwell
1915-16	20	1	.952	11	1	.917	1	10-0	10-1	0-0	Walter Meanwell
1916-17	15	3	.833	9	3	.750	4	9-1	6-2	0-0	Walter Meanwell
1917-18	14	3	.824	9	3	.750	1	9-1	5-2	0-0	Guy Lowman
1918-19	5	11	.313	3	9	.250	10	1-6	4-5	0-0	Guy Lowman
1919-20	15	5	.750	7	5	.583	5	9-1	6-4	0-0	Guy Lowman
1920-21	13	4	.765	8	4	.667	1t	9-0	4-4	0-0	Walter Meanwell
1921-22	14	5	.737	8	4	.667	2t	8-3	6-2	0-0	Walter Meanwell
1922-23	12	3	.800	11	1	.917	1t	7-2	5-1	0-0	Walter Meanwell
1923-24*	11	5	.688	8	4	.667	1t	8-1	3-4	0-0	Walter Meanwell
1924-25	6	11	.353	3	9	.250	9	5-6	1-5	0-0	Walter Meanwell
1925-26	8	9	.471	4	8	.333	8t	6-4	2-5	0-0	Walter Meanwell
1926-27	10	7	.588	7	5	.583	4t	6-3	3-4	1-0	Walter Meanwell
1927-28	13	4	.765	9	3	.750	3t	9-2	4-2	0-0	Walter Meanwell
1928-29	15	2	.882	10	2	.833	1t	9-1	5-1	1-0	Walter Meanwell
1929-30	15	2	.882	8	2	.800	2	12-0	3-2	0-0	Walter Meanwell
1930-31	8	9	.471	4	8	.333	7t	7-3	1-6	0-0	Walter Meanwell
1931-32	8	10	.400	3	9	.250	8t	7-4	1-6	0-0	Walter Meanwell
1932-33	7	13	.350	4	8	.333	8	4-6	3-7	0-0	Walter Meanwell
1933-34	14	6	.700	8	4	.667	2t	10-2	4-4	0-0	Walter Meanwell
1934-35	15	5	.750	9	3	.750	1t	11-2	4-3	0-0	Harold Foster
1935-36	11	9	.550	4	8	.333	8	9-3	2-6	0-0	Harold Foster
1936-37	8	12	.400	3	9	.250	8t	7-4	1-8	0-0	Harold Foster
1937-38	10	10	.500	5	7	.417	7	8-3	2-7	0-0	Harold Foster
1938-39	10	10	.500	4	8	.333	7	8-3	2-7	0-0	Harold Foster
1939-40	5	15	.250	3	9	.250	9	4-6	1-8	0-1	Harold Foster
1940-41	20	3	.870	11	1	.917	1	11-1	6-2	3-0	Harold Foster
1941-42	14	7	.667	10	5	.667	2t	9-2	5-4	0-1	Harold Foster
1942-43	12	9	.571	6	6	.500	4t	7-4	4-5	1-0	Harold Foster
1943-44	12	9	.571	9	3	.750	2t	5-5	6-4	1-0	Harold Foster
1944-45	10	11	.476	4	8	.333	6t	6-5	3-6	1-0	Harold Foster
1945-46	4	17	.190	1	11	.083	9	4-7	0-10	0-0	Harold Foster
1946-47	16	6	.727	9	3	.750	1	9-2	6-4	1-0	Harold Foster
1947-48	12	8	.600	7	5	.583	3t	9-1	3-7	0-0	Harold Foster
1948-49	12	10	.545	5	7	.417	7	9-3	3-7	0-0	Harold Foster
1949-50	17	5	.773	9	3	.750	2	10-1	6-4	1-0	Harold Foster
1950-51	10	12	.455	7	7	.500	4t	6-5	4-7	0-0	Harold Foster
1951-52	10	12	.455	5	9	.357	7	6-5	3-6	1-1	Harold Foster
1952-53	13	9	.591	10	8	.556	5	9-2	4-6	0-1	Harold Foster

\* 1924 season includes one tie game

**WISCONSIN MEN'S BASKETBALL 2013-14 RECORD BOOK**

Year	Overall			Big Ten			Pl.	Home	Away	Neut.	Head Coach
	W	L	Pct.	W	L	Pct.					
1953-54	12	10	.545	6	8	.429	5t	7-4	5-6	0-0	Harold Foster
1954-55	10	12	.455	5	9	.357	6t	6-5	4-7	0-0	Harold Foster
1955-56	6	16	.273	4	10	.286	8t	3-8	3-8	0-0	Harold Foster
1956-57	5	17	.227	3	11	.214	9	4-7	1-10	0-0	Harold Foster
1957-58	8	14	.364	3	11	.214	10	5-6	3-7	0-1	Harold Foster
1958-59	3	19	.136	1	13	.071	10	3-8	0-10	0-1	Harold Foster
1959-60	8	16	.333	4	10	.286	9	5-7	2-9	1-0	John Erickson
1960-61	7	17	.292	4	10	.286	8	6-4	1-11	0-2	John Erickson
1961-62	17	7	.708	10	4	.714	2	10-3	5-3	2-1	John Erickson
1962-63	14	10	.583	7	7	.500	6	8-5	5-5	1-0	John Erickson
1963-64	8	16	.333	2	12	.143	10	5-6	1-9	2-1	John Erickson
1964-65	9	13	.409	4	10	.286	8	5-5	3-7	1-1	John Erickson
1965-66	11	13	.458	6	8	.429	7	9-3	2-8	0-2	John Erickson
1966-67	13	11	.542	8	8	.500	4	7-4	2-6	4-1	John Erickson
1967-68	13	11	.542	7	7	.500	5	9-2	3-7	1-2	John Erickson
1968-69	11	13	.458	5	9	.357	8t	8-3	1-10	2-0	John Powless
1969-70	10	14	.417	5	9	.357	6t	6-6	3-8	1-0	John Powless
1970-71	9	15	.375	4	10	.286	7t	7-5	1-10	1-0	John Powless
1971-72	13	11	.542	6	8	.429	5t	9-3	3-7	1-1	John Powless
1972-73	11	13	.458	5	9	.357	9	8-3	2-10	1-0	John Powless
1973-74	16	8	.667	8	6	.571	4t	11-2	4-6	1-0	John Powless
1974-75	8	18	.308	5	13	.278	8	8-7	0-9	0-2	John Powless
1975-76	10	16	.385	4	14	.222	9	7-7	2-9	1-0	John Powless
1976-77	11	16	.407	7	11	.389	7t	8-5	2-11	1-0	Bill Cofield
1977-78	8	19	.296	4	14	.222	9t	7-7	1-12	0-0	Bill Cofield
1978-79	12	15	.444	6	12	.333	8t	9-5	3-9	0-1	Bill Cofield
1979-80	15	14	.517	7	11	.389	8	11-4	2-9	2-1	Bill Cofield
1980-81	11	16	.407	5	13	.278	9	9-6	2-9	0-1	Bill Cofield
1981-82	6	21	.222	3	15	.167	10	4-9	2-9	0-3	Bill Cofield
1982-83	8	20	.286	3	15	.167	10	7-8	0-11	1-1	Steve Yoder
1983-84	8	20	.286	4	14	.222	10	6-7	1-12	1-1	Steve Yoder
1984-85	14	14	.500	5	13	.278	9	10-5	2-9	2-0	Steve Yoder
1985-86	12	16	.429	4	14	.222	9	8-7	4-7	0-2	Steve Yoder
1986-87	14	17	.452	4	14	.222	8	8-7	4-9	2-1	Steve Yoder
1987-88	12	16	.429	6	12	.333	7	8-6	3-10	4-0	Steve Yoder
1988-89	18	12	.600	8	10	.444	6t	14-3	3-9	1-0	Steve Yoder
1989-90	14	17	.452	4	14	.222	8t	8-6	2-9	4-2	Steve Yoder
1990-91	15	15	.500	8	10	.444	7	11-6	4-9	0-0	Steve Yoder
1991-92	13	18	.419	4	14	.222	9	11-6	1-10	1-2	Steve Yoder
1992-93	14	14	.500	7	11	.389	8t	11-6	3-8	0-0	Stu Jackson
1993-94	18	11	.621	8	10	.444	7	14-2	3-8	1-1	Stu Jackson
1994-95	13	14	.481	7	11	.389	9	11-4	2-10	0-0	Stan Van Gundy
1995-96	17	15	.531	8	10	.444	8	13-5	3-8	1-2	Dick Bennett
1996-97	18	10	.643	11	7	.611	4t	12-2	5-7	1-1	Dick Bennett
1997-98	12	19	.387	3	13	.188	9t	7-8	2-9	3-2	Dick Bennett
1998-99	22	10	.688	9	7	.563	3t	11-2	8-5	3-3	Dick Bennett
1999-00	22	14	.611	8	8	.500	6	11-3	4-9	7-2	Dick Bennett
2000-01	18	11	.621	9	7	.563	5	12-2	5-7	1-2	Brad Soderberg
2001-02	19	13	.594	11	5	.688	1t	12-1	6-8	1-4	Bo Ryan
2002-03	24	8	.750	12	4	.750	1	16-1	6-5	2-2	Bo Ryan
2003-04	25	7	.781	12	4	.750	2t	15-0	5-6	5-1	Bo Ryan
2004-05	25	9	.735	11	5	.688	3	15-1	5-6	5-2	Bo Ryan
2005-06	19	12	.613	9	7	.563	4t	14-2	2-8	3-2	Bo Ryan
2006-07	30	6	.833	13	3	.813	2	19-0	7-3	4-3	Bo Ryan
2007-08	31	5	.861	16	2	.888	1	16-2	10-2	5-1	Bo Ryan
2008-09	20	13	.606	10	8	.556	4t	13-3	4-7	3-3	Bo Ryan
2009-10	24	9	.727	13	5	.722	4	16-1	5-5	3-3	Bo Ryan
2010-11	25	9	.735	13	5	.722	3	16-0	5-6	4-3	Bo Ryan
2011-12	26	10	.722	12	6	.667	4	14-4	7-4	5-2	Bo Ryan
2012-13	23	12	.658	12	6	.667	4	15-3	5-6	3-3	Bo Ryan

# Year-by-Year Statistics

Year	G	FG	FGA	PCT	3P	3PA	PCT	FT	FTA	PCT	REB	AVG	A	TO	BK	ST	PTS	AVG	
1946-47	22	453	1590	.285	—	—	—	322	522	.617	—	—	—	—	—	—	1228	55.8	
Opp.	22	445	1796	.248	—	—	—	276	481	.574	—	—	—	—	—	—	1166	53.0	
1947-48	20	375	1407	.267	—	—	—	297	460	.646	—	—	—	—	—	—	1047	52.4	
Opp.	20	404	1461	.277	—	—	—	260	430	.605	—	—	—	—	—	—	1068	53.4	
1948-49	22	417	1499	.278	—	—	—	352	575	.612	—	—	—	—	—	—	1186	53.9	
Opp.	Records Incomplete																		
1949-50	22	476	1631	.292	—	—	—	326	565	.577	—	—	—	—	—	—	1278	58.1	
Opp.	22	463	1677	.276	—	—	—	231	393	.588	—	—	—	—	—	—	1157	52.6	
1950-51	22	456	1502	.304	—	—	—	338	561	.603	1099	49.9	306	—	—	—	1250	56.8	
Opp.	22	498	1710	.291	—	—	—	256	429	.598	—	—	—	—	—	—	1252	56.9	
1951-52	22	450	1518	.296	—	—	—	380	574	.662	930	42.3	267	—	—	—	1280	58.1	
Opp.	22	519	1595	.326	—	—	—	312	480	.650	919	41.8	247	—	—	—	1310	59.6	
1952-53	22	486	1497	.326	—	—	—	473	717	.660	—	—	—	—	—	—	1447	65.8	
Opp.	22	469	1562	.300	—	—	—	413	659	.627	745	33.9	—	—	—	—	1361	61.9	
1953-54	22	504	1409	.358	—	—	—	486	695	.699	—	—	—	—	—	—	1494	67.9	
Opp.	22	469	1522	.309	—	—	—	455	716	.635	—	—	—	—	—	—	1393	63.3	
1954-55	22	541	1463	.370	—	—	—	495	693	.714	793	36.1	—	—	—	—	1577	71.7	
Opp.	22	574	1492	.385	—	—	—	450	647	.695	737	33.5	—	—	—	—	1598	72.6	
1955-56	22	550	1500	.367	—	—	—	430	653	.659	973	44.2	—	—	—	—	1530	69.5	
Opp.	22	570	1505	.379	—	—	—	455	678	.671	928	42.2	—	—	—	—	1595	72.5	
1956-57	22	510	1491	.342	—	—	—	296	501	.591	862	39.2	—	—	—	—	1316	59.8	
Opp.	22	563	1526	.369	—	—	—	385	580	.664	982	44.6	—	—	—	—	1511	68.7	
1957-58	22	555	1551	.358	—	—	—	272	434	.627	842	38.3	—	—	—	—	1382	62.8	
Opp.	22	579	1600	.362	—	—	—	369	546	.676	957	43.5	—	—	—	—	1527	69.4	
1958-59	22	523	1526	.343	—	—	—	330	579	.569	935	42.5	—	—	—	—	1376	62.6	
Opp.	22	700	1637	.428	—	—	—	343	518	.662	1187	53.9	—	—	—	—	1743	79.2	
1959-60	24	710	1723	.412	—	—	—	323	500	.646	1031	42.9	—	—	—	—	1743	72.6	
Opp.	24	781	1810	.431	—	—	—	375	577	.649	1149	47.9	—	—	—	—	1935	80.6	
1960-61	24	679	1753	.387	—	—	—	338	538	.628	1122	46.8	—	—	—	—	1696	70.7	
Opp.	24	702	1727	.407	—	—	—	396	599	.661	1104	46.0	—	—	—	—	1800	75.0	
1961-62	24	793	1812	.437	—	—	—	446	666	.670	1177	49.1	—	—	—	—	2032	84.7	
Opp.	24	745	1801	.414	—	—	—	421	609	.692	1096	45.7	—	—	—	—	1911	79.6	
1962-63	24	727	1652	.440	—	—	—	348	526	.662	1196	49.8	—	—	—	—	1802	75.1	
Opp.	24	694	1805	.385	—	—	—	336	514	.654	1064	44.3	—	—	—	—	1720	71.7	
1963-64	24	780	1915	.407	—	—	—	407	612	.665	1173	48.9	—	—	—	—	1967	81.9	
Opp.	24	832	1839	.452	—	—	—	418	606	.690	1297	54.1	—	—	—	—	2082	86.8	

WISCONSIN MEN'S BASKETBALL 2013-14 RECORD BOOK

Year	G	FG	FGA	PCT	3P	3PA	PCT	FT	FTA	PCT	REB	AVG	A	TO	BR	ST	PTS	AVG
1964-65	22	680	1587	.429	--	--	--	343	536	.640	969	44.1	--	--	--	--	1703	77.4
Opp.	22	673	1580	.426	--	--	--	410	565	.726	1082	49.2	--	--	--	--	1756	79.8
1965-66	24	745	1665	.435	--	--	--	398	588	.676	1075	44.8	--	--	--	--	1848	77.0
Opp.	24	725	1790	.416	--	--	--	426	599	.724	1152	48.0	--	--	--	--	1916	79.5
1966-67	24	753	1738	.433	--	--	--	457	658	.695	1207	50.3	--	--	--	--	1963	81.8
Opp.	24	772	1810	.427	--	--	--	415	638	.651	1217	50.7	--	--	--	--	1959	81.6
1967-68	24	750	1687	.445	--	--	--	422	632	.668	1136	47.3	--	--	--	--	1922	80.1
Opp.	24	732	1702	.430	--	--	--	411	563	.730	1085	45.2	--	--	--	--	1875	78.1
1968-69	24	633	1591	.398	--	--	--	424	617	.687	1091	45.5	--	--	--	--	1690	70.4
Opp.	24	608	1461	.416	--	--	--	476	688	.692	1079	44.9	--	--	--	--	1692	70.5
1969-70	24	707	1672	.423	--	--	--	429	609	.704	1142	47.6	--	--	--	--	1937	80.7
Opp.	24	727	1689	.436	--	--	--	483	687	.703	1118	46.6	--	--	--	--	1957	81.7
1970-71	24	792	1831	.433	--	--	--	463	658	.704	1268	52.8	--	--	--	--	2047	86.3
Opp.	24	805	1820	.442	--	--	--	417	600	.695	1164	48.5	--	--	--	--	2027	84.5
1971-72	24	747	1714	.436	--	--	--	427	613	.697	1160	48.3	--	--	--	--	1921	80.0
Opp.	24	664	1514	.439	--	--	--	446	685	.651	1082	45.1	--	--	--	--	1774	73.9
1972-73	24	740	1725	.429	--	--	--	326	487	.669	1245	51.9	--	--	--	--	1806	75.3
Opp.	24	732	1809	.405	--	--	--	332	494	.672	1140	47.5	--	--	--	--	1796	74.8
1973-74	24	766	1690	.456	--	--	--	295	422	.699	1169	48.7	--	--	--	--	1827	76.1
Opp.	24	653	1574	.415	--	--	--	270	391	.690	914	38.0	--	--	--	--	1576	65.7
1974-75	26	759	1818	.417	--	--	--	335	482	.695	1104	42.5	--	--	--	--	1853	71.3
Opp.	26	814	1711	.476	--	--	--	398	557	.715	1158	44.5	--	--	--	--	2026	77.9
1975-76	26	836	1808	.433	--	--	--	431	600	.718	1131	43.5	--	--	--	--	1997	76.8
Opp.	26	836	1825	.458	--	--	--	467	656	.712	1241	47.7	--	--	--	--	2139	82.3
1976-77	27	737	1738	.424	--	--	--	387	572	.677	1132	41.9	--	--	--	--	1861	68.9
Opp.	27	800	1758	.455	--	--	--	398	561	.709	1100	40.7	--	--	--	--	1998	74.0
1977-78	27	758	1735	.437	--	--	--	397	592	.671	1075	39.8	--	--	--	--	155	191.3
Opp.	27	794	1618	.491	--	--	--	451	627	.719	1009	37.4	--	--	--	--	511	94
1978-79	27	760	1728	.440	--	--	--	363	545	.666	1048	38.8	--	--	--	--	377	495
Opp.	27	776	1604	.484	--	--	--	433	603	.718	993	36.8	--	--	--	--	427	528
1979-80	29	783	1666	.470	--	--	--	457	638	.716	1062	36.6	--	--	--	--	380	513
Opp.	29	749	1620	.462	--	--	--	413	578	.715	923	31.8	--	--	--	--	335	510
1980-81	27	690	1498	.461	--	--	--	376	558	.667	898	32.9	--	--	--	--	339	455
Opp.	27	718	1446	.498	--	--	--	410	587	.700	882	32.7	--	--	--	--	330	462
1981-82	27	721	1664	.433	--	--	--	293	426	.688	911	33.8	--	--	--	--	351	450
Opp.	27	768	1502	.511	--	--	--	452	645	.701	984	36.4	--	--	--	--	379	472
1982-83	28	739	1678	.440	22	68	.324	314	433	.725	901	32.2	351	409	91	160	1813	64.8
Opp.	28	771	1571	.491	30	68	.441	421	543	.710	1025	36.6	381	451	112	157	1994	71.2
1983-84	28	743	1579	.471	--	--	--	413	545	.758	833	29.8	403	379	45	146	1899	66.0
Opp.	28	791	1447	.547	--	--	--	417	590	.707	855	30.5	459	433	77	178	1999	71.4



Year	G	FG	FGA	PCT	3P	3PA	PCT	FT	FTA	PCT	REB	AVG	A	TO	BK	ST	PTS	AVG
1984-85	28	803	1646	.488	--	--	--	361	496	.728	900	32.1	456	374	61	149	1967	70.3
Opp.	28	807	1659	.486	--	--	--	399	555	.719	965	34.5	426	392	60	162	2013	71.9
1985-86	28	814	1686	.483	--	--	--	368	502	.733	892	31.9	442	382	51	181	1996	71.3
Opp.	28	846	1637	.517	--	--	--	399	541	.738	947	33.8	412	418	74	169	2091	74.7
1986-87	31	813	1696	.479	160	358	.447	407	596	.683	982	31.7	506	482	83	185	2193	70.7
Opp.	31	846	1793	.472	87	233	.373	434	636	.682	1087	35.1	479	451	84	234	2213	71.4
1987-88	28	710	1539	.461	126	292	.432	387	569	.680	841	30.0	442	429	68	196	1933	69.0
Opp.	28	784	1585	.495	108	264	.409	408	560	.729	968	34.6	462	461	84	199	2084	74.4
1988-89	30	774	1546	.501	146	326	.448	406	606	.670	859	28.6	450	401	86	220	2100	70.0
Opp.	30	699	1503	.465	105	267	.393	438	606	.723	885	29.5	367	470	71	162	1941	64.7
1989-90	31	744	1558	.478	121	311	.408	416	642	.648	933	30.1	445	450	78	195	2031	65.5
Opp.	31	721	1591	.453	117	313	.374	445	622	.715	951	30.7	363	440	59	189	2004	64.6
1990-91	30	743	1476	.503	186	450	.413	451	682	.681	900	30.0	469	482	96	160	2123	70.8
Opp.	30	801	1701	.471	134	370	.362	358	517	.693	893	29.8	410	386	62	221	2094	69.8
1991-92	31	792	1689	.469	179	420	.426	463	682	.679	966	31.2	416	456	153	208	2226	71.8
Opp.	31	790	1697	.466	124	327	.379	503	689	.730	1036	33.4	417	493	101	217	2207	71.2
1992-93	28	793	1754	.452	219	570	.384	341	519	.676	910	32.5	408	414	90	214	2156	77.0
Opp.	28	755	1599	.472	104	315	.330	504	681	.740	1043	37.3	375	506	89	194	2118	75.6
1993-94	29	816	1755	.465	225	609	.369	402	599	.671	1090	37.6	472	449	135	201	2259	77.9
Opp.	29	736	1754	.420	156	466	.335	471	667	.706	1055	36.4	383	442	83	241	2099	72.4
1994-95	27	672	1611	.417	186	561	.332	440	687	.640	1062	39.3	343	448	103	172	1970	73.0
Opp.	27	661	1612	.410	140	441	.317	472	696	.678	1061	39.3	328	428	86	181	1984	71.6
1995-96	32	726	1672	.434	189	551	.343	473	680	.696	1071	33.5	415	486	91	201	2114	66.1
Opp.	32	733	1704	.430	199	564	.353	408	610	.669	1051	32.8	408	488	118	225	2073	64.8
1996-97	28	570	1391	.410	137	406	.337	377	569	.663	951	34.0	332	422	97	187	1654	59.1
Opp.	28	502	1329	.378	128	408	.314	416	612	.680	885	31.6	236	437	73	195	1548	55.3
1997-98	31	644	1579	.408	130	438	.297	459	652	.704	996	32.1	348	431	95	189	1877	60.5
Opp.	31	643	1513	.425	197	553	.356	457	689	.663	1034	33.4	354	482	98	186	1940	62.6
1998-99	32	685	1573	.435	204	572	.357	413	558	.740	948	29.6	433	377	78	224	1987	62.1
Opp.	32	613	1504	.408	161	487	.331	379	564	.672	993	31.0	313	486	88	159	1766	55.2
1999-00	36	765	1793	.427	207	602	.344	420	617	.681	1107	30.8	478	408	102	236	2157	59.9
Opp.	36	683	1720	.397	189	551	.343	452	652	.693	1173	32.6	361	513	98	177	2007	55.8
2000-01	29	575	1349	.426	174	477	.365	399	568	.702	869	30.0	358	337	68	172	1723	59.4
Opp.	29	560	1364	.411	158	485	.326	363	514	.706	858	29.6	286	367	89	138	1641	56.6
2001-02	32	731	1675	.436	211	593	.356	471	655	.719	1032	32.2	407	414	60	188	2144	67.0
Opp.	32	778	1707	.456	192	551	.348	453	515	.685	1038	32.4	398	436	98	209	2101	65.7
2002-03	32	798	1723	.463	201	563	.357	453	619	.732	1045	32.7	423	334	88	221	2250	70.3
Opp.	32	723	1675	.432	158	473	.334	295	410	.720	984	30.8	354	440	84	150	1899	59.3
2003-04	32	754	1687	.447	190	564	.337	492	684	.719	1049	32.8	425	320	90	220	2190	68.4
Opp.	32	671	1594	.421	144	433	.333	337	483	.698	967	30.2	320	452	90	165	1823	57.0

# Home Attendance (since '41)

Year	Games	Total	Avg.	High
1940-41	12	130,150	10,846	14,000
1941-42	11	116,050	10,550	14,000
1942-43	11	118,000	10,727	14,000
1943-44	10	84,200	8,420	14,000
1944-45	11	98,000	8,909	11,500
1945-46	11	96,900	8,809	14,000
1946-47	11	124,700	11,336	13,800
1947-48	10	130,900	13,090	13,500
1948-49	12	150,000	12,500	13,500
1949-50	11	139,500	12,681	13,000
1950-51	11	130,550	11,868	13,000
1951-52	11	132,000	12,000	13,000
1952-53	11	129,726	11,793	13,500
1953-54	11	108,192	9,836	13,500
1954-55	11	92,150	8,377	12,100
1955-56	11	66,100	6,009	10,000
1956-57	11	57,529	5,230	7,193
1957-58	11	61,448	5,586	8,200
1958-59	11	58,527	5,321	7,410
1959-60	12	75,216	6,268	12,187
1960-61	10	65,685	6,569	13,472
1961-62	13	88,681	6,822	13,545
1962-63	13	88,905	6,839	12,088
1963-64	10	69,873	6,987	13,217
1964-65	10	63,823	6,382	9,538
1965-66	12	85,199	7,100	11,573
1966-67	11	116,855	10,623	12,729
1967-68	11	104,346	9,486	11,926
1968-69	11	112,949	10,268	11,569
1969-70	12	97,686	8,881	12,392
1970-71	12	81,051	6,754	7,953
1971-72	12	79,922	6,660	8,235
1972-73	11	84,242	7,658	8,236
1973-74	13	98,346	7,565	12,204
1974-75	15	82,981	5,532	7,462
1975-76	14	72,996	5,214	9,363
1976-77	13	90,609	6,970	8,501
1977-78	14	122,075	8,720	11,238
1978-79	14	114,945	8,210	12,204
1979-80	15	115,960	7,731	11,895
1980-81	15	101,606	6,774	9,026
1981-82	13	65,505	5,039	9,281
1982-83	15	113,617	7,574	11,442
1983-84	13	98,280	7,560	11,019
1984-85	15	103,795	6,920	9,868
1985-86	15	112,131	7,475	11,092
1986-87	15	110,876	7,392	11,866
1987-88	14	110,545	7,896	11,068
1988-89	17	161,810	9,518	11,886
1989-90	14	142,291	10,164	11,898
1990-91	17	171,680	10,099	11,924
1991-92	17	160,580	9,446	12,305
1992-93	17	176,578	10,387	11,500
1993-94	16	184,000	11,500	11,500
1994-95	15	171,292	11,419	11,500
1995-96	18	202,381	11,243	11,993
1996-97	14	160,624	11,473	11,719
1997-98	15	200,032	13,335	16,697
1998-99	13	205,008	15,770	17,046
1999-00	14	226,281	16,163	17,142
2000-01	14	235,351	16,811	17,142
2001-02	13	214,860	16,528	17,142
2002-03	17	287,818	16,930	17,142
2003-04	15	257,130	17,142	17,142
2004-05	16	274,272	17,142	17,142
2005-06	16	274,272	17,142	17,142
2006-07	19	326,610	17,190	17,190
2007-08	18	309,420	17,190	17,190
2008-09	16	275,680	17,230	17,230
2009-10	17	292,910	17,230	17,230
2010-11	16	275,680	17,230	17,230
2011-12	18	309,255	17,181	17,230
2012-13	18	303,172	16,843	17,249

Year	G	FG	FGA	PCT	3P	3PA	PCT	FT	FTA	PCT	REB	AVG	A	TO	BK	ST	PTS	AVG
2004-05	34	788	1789	.440	250	640	.391	464	685	.677	1176	34.6	444	389	62	179	2290	67.4
Opp.	34	767	1805	.425	172	575	.299	341	504	.677	1054	31.0	397	404	99	190	2047	60.2
2005-06	31	776	1796	.432	199	573	.347	454	684	.664	1124	26.3	421	359	104	165	2205	71.1
Opp.	31	737	1727	.427	182	535	.379	379	542	.699	1070	34.5	363	422	87	191	2035	65.6
2006-07	36	867	1886	.460	210	597	.352	583	848	.688	1258	34.9	494	407	116	207	2527	70.2
Opp.	36	768	1875	.410	201	584	.344	346	526	.658	1094	30.4	378	514	104	200	2083	57.9
2007-08	36	841	1872	.449	212	596	.356	449	747	.605	1292	35.9	455	438	120	221	2421	67.2
Opp.	36	719	1879	.383	194	620	.313	326	477	.683	1088	30.2	360	491	102	226	1958	54.4
2008-09	33	735	1686	.436	213	592	.360	423	583	.726	1020	30.9	393	330	86	163	2106	63.8
Opp.	33	700	1593	.439	158	486	.325	390	543	.718	941	28.5	343	366	81	143	1948	59.0
2009-10	33	776	1750	.443	246	690	.357	416	568	.732	1056	32.0	412	289	113	187	2214	67.1
Opp.	33	705	1647	.428	179	484	.370	403	542	.744	968	28.5	325	329	61	131	1992	58.6
2010-11	34	798	1808	.441	278	744	.374	436	533	.818	1088	32.0	442	258	105	121	2310	67.9
Opp.	34	705	1647	.428	179	484	.370	403	542	.744	968	28.5	325	329	61	131	1992	58.6
2011-12	36	797	1875	.425	285	775	.368	425	575	.739	1207	33.5	428	320	126	181	2304	64.0
Opp.	36	708	1819	.389	129	439	.294	370	542	.683	1123	31.2	286	388	84	154	1915	53.2
2012-13	35	823	1959	.420	259	784	.330	369	582	.634	1287	36.8	465	342	153	200	2274	65.0
Opp.	35	744	1890	.394	136	470	.289	334	485	.689	1163	33.2	300	392	85	198	1958	55.9

# 114 Years of Wisconsin Basketball

The Wisconsin men's basketball program begins its 115th season in 2012-13. Following is a chronological list of highlights from the first 114 years of UW basketball.

## 1890-1899

**February, 1898** – Six years after the advent of the new sport of basketball, Bob Burdick, John Mapel, Carl Sillman, Paul Stover and Captain Walter Hirschberg make up the first Wisconsin Badger basketball team. Dr. J.C. Elsom is the first UW coach.

**January 21, 1899** – Wisconsin plays its first-ever game and falls to the Milwaukee Normal Alumni, 25-15, in Milwaukee.

**March 4, 1899** – The Badgers play their first home game at the Red Gym (link to Red Gym). The Milwaukee Normal Alumni edge Wisconsin, 13-10, and the Badgers finish their first season 0-3.

## 1900-1909

**February 15, 1900** – The Wisconsin men's basketball team defeats Wayland Academy, 25-15, for the first victory in school history.

**March, 1902** – After completing a 10-game schedule (all on the road), the Badgers finish the year with a 7-3 record, their first winning season.

**December 2, 1904** – Emmett Angell coaches the Badgers for the first time and watches his team rout Sparta's Company C, 75-10. Christian Steinmetz scores 50 points in the victory to set a pre-modern, single-game scoring mark.

**January, 1905** – The Badgers make their first road trip to the East and come home with a 2-6 mark after games in New Jersey, New York, Pennsylvania and Ohio.

**Spring, 1905** – Christian Steinmetz finishes the season with 462 points, setting a Wisconsin season scoring mark that would stand for 61 years. Steinmetz is later named the Badgers' first All-American.

**March 15, 1907** – Wisconsin defeats Purdue, 37-10, to secure an 11-3 record and a 6-2 mark in the Big Ten, earning the school's first Big Ten championship. The Badgers would share the title with both Chicago and Minnesota.

**December 19, 1908** – Wisconsin's third head coach, Haskell Noyes, watches his team dismantle Lawrence 53-13 in his first game at the helm. Noyes guided the Badgers to a 23-2 home-court record during his tenure.

**March 9, 1908** – The Badgers claim back-to-back Big Ten championships with a 27-14 win over Illinois, sharing the conference title with Chicago for the second consecutive season. Wisconsin finished 10-2 overall, including a 7-1 record in Big Ten play. Three days later on March 12, UW would lose to Chicago, 18-16, in a Big Ten title playoff game held in Madison.

## 1910-1919

**December 9, 1911** – Wisconsin's fourth head coach Walter Meanwell coaches his first game at UW, a 31-18 win over Beloit.

**March 16, 1912** – First-year coach Walter Meanwell, known as the "Little Doctor," guides the Badgers to a 32-21 win over Indiana, capping a perfect 12-0 Big Ten season and earning the school's third conference title. Wisconsin, would share the championship with Purdue (10-0). The win over Indiana also completed an unbeaten season overall at 15-0. Years later, Wisconsin would be retro-actively awarded the 1912 Helms Foundation National Championship.

**March 1, 1913** – A 22-19 win over Purdue pushes Wisconsin to 11-0 during Big Ten play, giving the Badgers a second-consecutive conference championship, the fourth in program history. UW would finish the year 14-1, 11-1 in Big Ten action.

**March 10, 1914** – The Badgers earn their third-consecutive Big Ten championship with a 27-13 win at Purdue, polishing off the team's second undefeated season in the last three years. UW finished a perfect 15-0 overall and 12-0 in the Big Ten. Later, the Helms Foundation would name the Badgers 1914 National Champions, becoming the fourth multi-year champion in NCAA history (along with Yale, Columbia and Chicago).

**March 11, 1916** – Wisconsin closes the season with a 24-21 win at Northwestern, capping a 20-1 season and earning the school's third Helms Foundation National Championship. UW's school-record 20 wins would stand until 1999. The Badgers also went 11-1 in conference play, netting the sixth Big Ten championship in program history.

**December 8, 1917** – Guy Lowman, Wisconsin's fifth head coach, guides the Badgers to a 26-21 home victory over Beloit in his UW debut.

**March 16, 1918** – Despite dropping a 19-11 decision to Minnesota, first-year coach Guy Lowman's Badgers win the school's sixth Big Ten championship in 12 years. Wisconsin finishes the season 14-3 overall and 9-3 in the Big Ten.

#### 1920-1929

**Spring, 1920** – After a two-year appointment at University of Missouri, Walter "Doc" Meanwell returns to Wisconsin for his second stint as the head coach of the Badgers. Meanwell also presided over the Badgers from 1912-17.

**March 8, 1921** – In his first year returning to the helm, Walter Meanwell leads Wisconsin to a 34-24 win over Ohio State helping the Badgers close the season with four consecutive wins and earn a share of the 1921 Big Ten championship. With a mark of 8-4 (13-4 overall), UW equaled Michigan and Purdue atop the standings for the programs eighth conference title.

**March 12, 1923** – The Badgers win their final seven games of the season, including a 35-17 win over Indiana in the season finale. Wisconsin tied Iowa for the Big Ten championship with an 11-1 record, 12-3 overall.

**March 15, 1924** – Wisconsin wins back-to-back Big Ten titles and becomes the conference's first school to win 10 Big Ten championships. UW trailed Chicago by one game going into the final contest of the season, but pulled out a 30-14 win over the Maroons to finish 8-4 in conference and earn a share of the title.

**March 9, 1929** – Walter Meanwell wins his seventh and final Big Ten championship at Wisconsin as the Badgers wrap up a 15-2 season with a 19-15 win over Chicago. The Badgers won at least 10 Big Ten games (10-2) for the sixth time in school history, equaling Michigan atop the 1929 standings.

#### 1930-1939

**December 18, 1930** – The Badgers defeat Penn, 25-12, in the dedication game for the new Wisconsin Field House.

**Spring, 1934** – Walter Meanwell retires from coaching after 22 seasons, including 20 at Wisconsin. Meanwell led the Badgers to seven Big Ten championships and posted a career record of 246-99 (.712) at UW. Following his coaching career, Meanwell would practice medicine in Madison until his death in 1953.

**Fall, 1934** – Harold "Bud" Foster, a former All-America player for the Badgers, takes over as head coach. Foster will hold that position for 25 years, longer than any other basketball coach in school history.

**November 30, 1934** – "Bud" Foster coaches his first game at UW, as the Badgers take down Franklin College 34-11 at the UW Field House. Foster would win his first four games as Wisconsin's head coach.

**March 2, 1935** – In his first season as head coach, Harold "Bud" Foster leads the Badgers to a 48-25 win over Chicago to clinch Wisconsin's 12th Big Ten championship. The Badgers finished the season 9-3 (15-5 overall) in a tie with Purdue and Illinois atop the conference standings.

#### 1940-1949

**March 1, 1941** – With a 42-32 win over Minnesota, the Badgers close the regular season with 11 straight conference wins to finish 11-1 and claim their 13th Big Ten title. Team captain Gene Englund is named Big Ten MVP and would later earn All-America honors.

**March 22, 1941** – Hosting the NCAA tournament Eastern Regional at the UW Field House, Wisconsin defeats Dartmouth, 51-50, and Pittsburgh, 36-30, in consecutive days to advance to the 1941 NCAA Championship Game in Kansas City, Mo. Gene Englund and John Kotz both score in double figures in each of the two games.

**March 29, 1941** – The "Cinderella" Badgers, lower division finishers in the Big Ten just one year earlier, top Washington State, 39-34, at Municipal Arena in Kansas City, Mo. to win their first and only NCAA tournament championship. UW ends the season winning its final 15 games as John Kotz (12 points) is named tournament MVP.

**Spring, 1942** – Wisconsin has the Big Ten MVP for the second straight season when John Kotz earns the award. Kotz also garners All-America kudos.

**March, 1947** – The 15-5 Big Ten champion Badgers are invited to play in the NCAA Eastern Regionals in New York's Madison Square Garden. Wisconsin takes third place in the East by squeaking past Navy, 50-49, after losing the opener, 70-56, to CCNY.

**February 9, 1948** – The Badgers register one of their greatest comeback wins against Michigan State. The Badgers were behind 10 points at halftime and came back to win, 51-39.

**December 9, 1948** – Wisconsin sets a team record for field goal percentage defense, limiting Missouri to just .183 percent shooting. The Badgers would also hold Creighton to .183 percentage from the field later that season (January 8, 1949).

**February 28, 1949** – Junior Don Rehfeldt takes 37 shots in a 70-47 trouncing of Iowa. Rehfeldt's 37 field goal attempts still stand as a single-game Wisconsin record.

#### 1950-1959

**Spring, 1950** – After being named the Big Ten's MVP, Don Rehfeldt becomes Wisconsin's last All-American until Alando Tucker in 2007. He finishes his career as the school's all-time leading scorer with 1,169 points. Rehfeldt is also picked second overall in the 1950 NBA Draft – the highest-selected Badger ever.

**February 24, 1951** – The Badgers set what is still the school record for fewest points allowed in a modern-era game in a 35-29 victory over Michigan State.

**January 3, 1953** – Center Paul Morrow grabs what remains a school-record 30 rebounds in a 50-46 victory over Purdue.

**April 1, 1959** – Bud Foster resigns as head coach at the completion of 1958-59 season. John Erickson is handed the reins of the Badger basketball program after spending a year as an assistant coach at UW.

**December 1, 1959** – The John Erickson era begins at Wisconsin with an 88-82 home loss to Butler. The Badgers would drop their first three games of 1959-60, before getting Erickson his first career win with an 85-67 win over Loyola (IL) on Dec. 12, 1959.

#### 1960-1969

**January 27, 1962** – Despite Boilermaker Terry Dischinger's UW Field House-record 50 points, the Badgers defeat Purdue 89-86.

**March 3, 1962** – In his third season as head coach, John Erickson guides the Badgers in defeating a top-ranked Ohio State squad (86-67) that featured All-Americans John Havlicek and Jerry Lucas, as well as reserve forward Bob Knight. The powerful Buckeyes see their 47-game winning streak come to an end.

**March 11, 1963** – After averaging 17.8 points and 8.9 rebounds per game, senior Ken Seibel earns the team's MVP award for the third-consecutive season. He remains the Badgers' only three-time MVP.

**March 8, 1965** – Ken Barnes scores a school-record 42 points, along with 23 rebounds, in a 92-73 loss to Indiana. Barnes' mark would stand alone until Michael Finley matched it in December of 1994.

**March 11, 1967** – With 12 seconds remaining in the season finale against Illinois, sophomore Chuck Nagle makes a layup to tie Christian Steinmetz as the school's single-season scoring leader with 462 points. Fouled on the play, Nagle converts the free throw and sets the record.

**December 9, 1967** – The Badgers set a school single-game scoring record with a 120-82 win over SMU.

**March 2, 1968** – Senior Joe Franklin pulls down a career-high 27 rebounds in a 104-84 victory over Purdue, marking his final game at the UW Field House. Franklin ends his collegiate career one week later having amassed 858 boards for what is still a school-record 11.9 average rebounds per game.

**March 9, 1968** – Only one year after Chuck Nagle snaps Wisconsin's 62-year-old single-season scoring mark set by Christian Steinmetz, Joe Franklin registers 30 points in the season finale at Northwestern to finish the campaign with a school-best 544 points.

**April 26, 1968** – Wisconsin names John Powless its eighth head coach following the withdrawal of Bob Knight from accepting the vacant position.

**December 1, 1969** – John Powless coaches in his first game at UW, beating Ball State 88-74 in the team's regular-season debut. Powless finishes his career having coached the most Badgers who would be drafted into the NBA (9).

1970-1979

**March 13, 1971** – Senior co-captain Clarence Sherrod scores 27 points in a season-ending loss at Michigan to finish the year with 570 points. It is the third time in five seasons that the Badgers have a new all-time single-season scoring leader.

**January 15, 1972** – Wisconsin records a road upset of No. 17 Indiana with a 66-64 overtime win, marking just UW's second road win over a ranked foe in the last 16 years (along with a 66-65 win at Illinois on Feb. 3, 1970).

**January 5, 1976** – The Badgers record the largest comeback in school history when they erase a 22-point (47-25) deficit and gain an 82-81 overtime victory over Ohio State at the UW Field House.

**February 7, 1976** – The men's basketball team was a perfect 22-of-22 at the free throw line to set a UW record for most attempts without a miss. Purdue was perfect as well, hitting all 25 free throws in an 85-74 Boilermakers' victory in Madison.

**March 16, 1976** – The ninth head coach in Wisconsin history, Bill Cofield, is hired to replace John Powless. On the same day he accepted the position at Wisconsin, Cofield made the announcement that William "Bo" Ryan would be one of his assistant coaches.

**November 27, 1976** – Bill Cofield coaches his first game in a 72-64 loss at No. 6 Kentucky. Cofield would register his first career win at Wisconsin five days later in an 82-76 win over St. Mary's (CA) on Dec. 2.

**March 3, 1979** – Guard Wes Matthews hits a half-court shot as time expires to help the Badgers defeat Magic Johnson and eventual NCAA champion Michigan State, 83-81, at the UW Field House. Claude Gregory would lead UW with 25 points and 16 rebounds in the win over No. 4 MSU.

1980-1989

**March 10, 1981** – Claude Gregory scores 29 points and grabs 17 rebounds in his last game at UW. He leaves as the school's career leader in points (1,745) and rebounds (904), breaking the career marks of Clarence Sherrod (1,408 points) and Joe Franklin (858 rebounds).

**April 20, 1982** – Wisconsin hires Steve Yoder as its 10th head coach. Yoder spent the previous five seasons at Ball State where he led the Red Hawks to a 77-62 overall record and a berth in the 1981 NCAA Tournament.

**November 27, 1982** – Steve Yoder coaches in his first game at UW, falling to Washington State at home, 64-66. Yoder would record his first career victory at Wisconsin two days later, as the Badgers defeated Toledo, 79-71, at the UW Field House on Nov. 29.

**December 2, 1985** – In a non-conference matchup with San Francisco State, senior Rick Olson makes 17 field goals in a 90-61 Badgers victory. Olson's 17 field goals tops the previous school record of 16 set nearly 27 years earlier by Bob Litzow.

**March 9, 1986** – Setting a school record by starting every game (112) in his four-year career, Rick Olson guides Wisconsin past Northwestern, 70-68. Olson scores 26 points in the game and misses becoming the school's career scoring leader by nine points (ending with 1,736 career points). However, he does become the UW's single-season scoring champion with 571 points.

**February 16, 1987** – In one of the most infamous games in school history, the Badgers take eventual NCAA champion Indiana to triple OT before falling, 86-85, at the UW Field House before a capacity crowd and national TV audience.

**March 8, 1987** – Mike Heineman scores 20 points, grabs seven rebounds and hands out nine assists in his final game as a Badger. Heineman ends his career as Wisconsin's all-time assist leader with 388.

**January 21, 1989** – Wisconsin upsets sixth-ranked and eventual national champion Michigan, 71-68, at the Field House.

**March 15, 1989** – After a 17-11 regular season, Steve Yoder's Badgers make their first-ever appearance in the National Invitation Tournament, defeating New Orleans, 63-61, at the UW Field House. It is Wisconsin's first postseason appearance since 1947.

**March 20, 1989** – Danny Jones scores 24 points in the season finale vs. St. Louis, an NIT second-round, 73-68, loss. His 611 points establishes a new single-season school scoring record.

#### 1990-1999

**January 20, 1990** – Patrick Tompkins made a lay-in at the buzzer to beat No. 21 Minnesota, 77-75, at the UW Field House.

**February 15, 1990** – Danny Jones breaks Wisconsin's career scoring mark against Ohio State. Jones ends his career with 1,854 points, breaking the previous mark of 1,745 set by Claude Gregory in 1981.

**March 13, 1991** – The Badgers make their second NIT appearance in three years and defeat Bowling Green, 87-79 (OT), at the UW Field House. UW, however, is eliminated from the tournament five days later by Stanford, 80-72.

**February 24, 1992** – Steve Yoder resigned as men's head basketball coach, effective April 1, 1992.

**March 25, 1992** – Former N.Y. Knicks coach Stu Jackson is hired as Wisconsin's 11th head coach.

**January 23, 1993** – The men's basketball team turned in one of its greatest comeback wins at No. 21 Michigan State after being behind by 12 points in the second half and coming back to win, 67-66.

**February 13, 1993** – Sophomore Michael Finley goes head-to-head with Purdue All-American Glenn Robinson. Finley scores 33 points and adds a Big Ten-record 10 steals but the 18th-ranked Boilermakers prevail, 90-87, in double overtime behind Robinson's 42 points.

**March 17, 1993** – Wisconsin qualifies for its third NIT in five years but loses, 77-73, to Rice in the first round at the UW Field House.

**November 22, 1993** – The Badgers are ranked 25th by the Associated Press, their first national ranking by the A.P. since January of 1976.

**March 17, 1994** – Led by Michael Finley, Tracy Webster and Rashard Griffith, coach Stu Jackson's Badgers earn a No. 9 seed in the 1994 NCAA Tournament. Finley and Griffith each score 22 points as Wisconsin defeats eighth-seeded Cincinnati, 80-72, in the school's first NCAA tournament game since 1947. Despite 36 points from Finley, UW is eliminated two days later in a 109-96 loss to No. 1 seed Missouri.

**July 22, 1994** – After two years at Wisconsin, Stu Jackson leaves to become the first general manager of the NBA's expansion Vancouver Grizzlies. UW Athletics Director Pat Richter promotes assistant coach Stan Van Gundy to the role of head coach.

**November 26, 1994** – Stan Van Gundy guides Wisconsin to an 86-63 home victory over Wright State in his debut. Van Gundy and UW would go on to win six of the first seven games of the 1994-95 season.

**December 10, 1994** – Michael Finley scores a school record-tying 42 points in a 92-76 loss at Eastern Michigan. He registers 33 points in the second half, setting the school mark for points in a half.

**January 14, 1995** – Michael Finley breaks Danny Jones' school career scoring mark in the first half of the Badgers' 74-67 home win over Minnesota. Finley goes on to finish his career with 2,147 points.

**March 31, 1995** – Dick Bennett is hired from UW-Green Bay as Wisconsin's 13th head coach, replacing Stan Van Gundy.

**June 28, 1995** – Michael Finley becomes the first Wisconsin first-round NBA draft choice since 1980 when he is selected 21st overall by Phoenix.

**March 13, 1996** – In his first season, Dick Bennett guides Wisconsin to a 16-14 regular season and an appearance in the 1996 NIT. UW defeat Manhattan, 55-42, in the first round at the UW Field House, but would be eliminated five days later in a 77-62 home loss to Illinois State.

**January 4, 1997** – Wisconsin snaps a 31-game losing streak to Indiana with a 71-58 victory over the No. 12 Hoosiers at the UW Field House. The Badgers would jump out to a 17-0 lead before Indiana scores.

**March 8, 1997** – The Badgers lock up the school's second NCAA tournament bid in 50 years with a 66-65 upset win over No. 2-ranked Minnesota at the UW Field House. It is the UW's first win over a first or second-ranked opponent since 1962.

**March 14, 1997** – The seventh-seeded Badgers fall behind 15-3 in the opening minutes before dropping a 71-58 decision to No. 10 seed Texas in the first round of the NCAA tournament at Pittsburgh's Civic Arena.

**June 25, 1997** – Paul Grant becomes UW's second first-round NBA draft choice in three years when he is selected 20th overall by Minnesota.

**January 14, 1998** – The Badgers play the final game in the UW Field House and record a 76-57 win over Penn State.

**January 17, 1998** – Wisconsin opens the new, \$76-million Kohl Center with a 56-33 triumph over Northwestern before 16,697 fans, including Sen. Herb Kohl.

**December 27, 1998** – Wisconsin's 10th straight win gives the school a 12-1 record for only the second time since 1929-30.

**January 31, 1999** – With a record of 19-3, the Badgers achieve the school's highest national ranking (11th by A.P.) since 1962.

**March 1, 1999** – Sophomore guard Mike Kelley becomes the first Badger to be named Big Ten Defensive Player of the Year. Kelley finished the season with a team-high 62 steals, the sixth-highest single-season total in UW history.

**March 5, 1999** – With a 74-50 win over No. 20 Iowa in the 1999 Big Ten Tournament, Wisconsin wins its school-record 22nd game of the season. This is just the third time in UW history – and the first since 1940-41 – that UW reached the 20-win plateau.

**March 7, 1999** – UW receives its fifth NCAA tournament bid and second of the Dick Bennett era, earning a No. 5 seed. The Badgers' season would come to an end with a 43-32 first round loss to No. 12 seed Missouri State in Charlotte, N.C. UW shot a season-low .255 from the field and their 32 points were the fewest in an NCAA tournament game since the advent of the shot clock in 1986.

## 2000-2009

**March 1, 2000** – Guard Mike Kelley becomes Wisconsin's career steals leader in a 62-46 win at Northwestern. He would finish with 275 career steals, surpassing the previous record of 183 by Tracy Webster.

**March 12, 2000** – Wisconsin receives its sixth NCAA tournament bid and third in the five-year Dick Bennett era with a No. 8 seed in the West Regional.

**March 16-18, 2000** – Wisconsin defeats ninth-seeded Fresno State and top-seeded Arizona in the first and second rounds of the NCAA tournament in Salt Lake City, Utah. The wins allow the UW to advance to its first-ever Sweet 16.

**March 23-25, 2000** – The Badgers advance to the Final Four after defeating fourth-seeded and 10th-ranked LSU in the West Regional semifinal and Big Ten rival and sixth-seeded Purdue in the regional title game in Albuquerque, N.M.

The win over the Boilermakers ties the school single-season wins record (22) set by the 1998-99 squad.

Guard Jon Bryant (16.8 points per game and 18-for-36 from 3-point range in four games) is named the West Regional MVP and guard Mike Kelley and forward Andy Kowske are named to the all-West Regional team.

Upon their return to Madison on the night of the 25th, the Badgers are greeted by 20,000 screaming fans at a pep rally in Camp Randall Stadium.

**April 1, 2000** – The Badgers' amazing NCAA tournament run ends in the semifinals at the Final Four in Indianapolis with a 53-41 loss to eventual national champion Michigan State.

**November 29, 2000** – The Badgers defeat 13th-ranked Maryland, 78-75, in overtime at the Bradley Center in Milwaukee. Following the game, Dick Bennett tells the team he has coached his last game and formally announces his retirement the next day. Assistant head coach Brad Soderberg takes over as UW's 14th head basketball coach.

**December 2, 2000** – After being named head coach just two days earlier, Brad Soderberg records his first victory in a 61-46 win over Xavier at the Kohl Center. Soderberg would go on to win the next seven-straight games and joins Bo Ryan as the only head coaches in UW history to take the Badgers to the NCAA Tournament in their first seasons.



**January 29, 2001** – Wisconsin ascends to No. 10 in the Associated Press top 25, the school's highest ranking since it was ranked seventh on Dec. 11, 1962.

**March 11, 2001** – Wisconsin receives its third consecutive NCAA tournament bid and the seventh in school history, but the sixth-seeded Badgers fall, 50-49, to No. 11 Georgia State.

**March 29, 2001** – After announcing on March 19 that Brad Soderberg will not be retained, Director of Athletics Pat Richter hires William "Bo" Ryan from UW-Milwaukee as the 15th head basketball coach in UW history.

**January 12, 2002** – Freddie Owens hits a runner with 25 seconds left in the game to give Wisconsin a 64-63 win over Michigan State in East Lansing. The win snapped the Spartans' Big Ten-record 53-game home winning streak.

**February 13, 2002** – Behind Charlie Wills' 17 points, the Badgers defeat Indiana, 64-63, in Bloomington. The victory is UW's first at Assembly Hall since 1977, a span of 22 games.

**February 27, 2002** – Wisconsin clinches a share of its first Big Ten title since 1947 with a 74-54 win over Michigan at the Kohl Center. Devin Harris and Kirk Penney each score 21 points and hit four 3-pointers. With the victory, the Badgers earn their first-ever No. 1 seed in the Big Ten tournament.

**March 5, 2002** – Head coach Bo Ryan is named the Big Ten Coach of the Year, becoming the first UW coach to receive the honor. Junior Kirk Penney is also a unanimous first-team all-league selection, just the fifth Badger since 1948 to earn unanimous first-team honors.

**March 15, 2002** – Seniors Travon Davis and Charlie Wills become the first UW players to appear in four NCAA tournaments as the Badgers defeat St. John's, 80-70, at the MCI Center in Washington, D.C. Wisconsin falls to eventual national champion Maryland, 87-57, two days later.

**March 5, 2003** – Point guard Devin Harris hits the game-winning free throw with 0.4 seconds remaining to give Wisconsin a 60-59 win over Illinois and its first outright Big Ten title since 1947.

**March 11, 2003** – For the second consecutive season, Bo Ryan is named the Big Ten's Coach of the Year. He is the only coach in

league history to win the award in each of his first two seasons. Kirk Penney is also a repeat first-team All-Big Ten selection, UW's first back-to-back first teamer since 1951-52.

**March 20, 2003** – Wisconsin earns its fifth straight bid to the NCAA tournament and is seeded fifth in the Midwest Region. The Badgers defeat Weber State, 81-74, in the first round of the NCAA tournament in Spokane, Wash. The win is the 23rd of the season for UW, breaking the school record of 22. It also marks the first time in school history that Wisconsin has won NCAA tournament games in consecutive seasons.

**March 22, 2003** – Junior Freddie Owens hits a 3-pointer with one second left to cap the greatest comeback in school history and give the Badgers a 61-60 win over Tulsa and a berth in the "Sweet 16." Wisconsin had trailed 58-45 with 3:36 remaining before outscoring the Golden Hurricane 16-2 the rest of the way.

**January 24-February 4, 2004** – Junior Devin Harris scores 97 points over a three-game span, setting a UW record. Harris just misses becoming the first UW player in history to record three straight 30-point games, scoring 30 vs. Illinois (Jan. 24), 29 at Ohio State (Jan. 28) and a career-high 38 vs. Minnesota (Feb. 4). At the time, the 38-point effort tied for the fourth-highest single-game total by a Badger.

**March 10, 2004** – The Big Ten announces that UW junior Devin Harris (19.5 points, 4.4 assists per game) has been named conference player of the year. Harris is the first Badger to earn the award since Don Rehfeldt in 1950.

**March 14, 2004** – Wisconsin defeats Illinois, 70-53, at Consecro Fieldhouse in Indianapolis to win the 2004 Big Ten Tournament, the first tourney title in UW history. Devin Harris is named the tournament's Most Outstanding Player and Mike Wilkinson joins him on the 2004 All-Tournament Team. UW defeated Minnesota in the quarterfinals and Michigan State in the semis.

**March 19, 2004** – Almost exactly a year after erasing a 13-point deficit to win a second round game in the 2003 NCAA Tournament, the Badgers rally from a 13-point, second-half deficit to defeat Richmond, 76-64, in the first round of the 2004 NCAA Tournament in Milwaukee. The victory is UW's 25th of the season, breaking the school record for wins in a season, set just a year before.

**June 24, 2004** – Devin Harris is selected with the No. 5 pick of the 2004 NBA Draft by the Washington Wizards and was subsequently traded to the Dallas Mavericks. Harris' selection is the second-highest for a UW player in history, trailing only Don Refheldt (No. 2 overall pick by Baltimore in the 1950 NBA Draft).

**January 5, 2005** – Behind Zach Morley's career-high 22 points stemming mostly from 6-of-8 3-point shooting, the Badgers defeated Purdue 77-68 for their first win in West Lafayette since 1972, a streak of 29 straight losses. It was the Boilermakers' first home loss to Wisconsin under coach Gene Keady.

**January 16, 2005** – Down 59-51 with two minutes remaining, UW scores the game's final 11 points to rally past No. 12 Michigan State, 62-59, at the Kohl Center. Kammron Taylor's runner in the lane with 31 seconds left proved to be the game-winner.

**March 18, 2005** – Wisconsin earns its seventh-straight trip to the NCAA tournament with a No. 6 seed in the Syracuse Regional. The Badgers defeat Northern Iowa, 57-52, and Bucknell, 71-62, to advance to the Sweet 16.

**March 25, 2005** – Wisconsin comes back from two 10-point deficits and got a game-high 22 points from Alando Tucker in defeating 10th-seeded N.C. State for its second trip to the Elite Eight in the past five years. Two days later, the Badgers would come up just short to eventual national champion, top-seeded North Carolina, 88-82.

**March 4, 2006** – Alando Tucker scores 10 points in UW's Big Ten Conference finale against Iowa and becomes the first Badger to lead the league in scoring since Don Refheldt in 1950. Tucker averaged 20.0 points in 16 games.

**March 12, 2006** – Wisconsin is selected to make its eighth-straight appearance in the NCAA tournament, falling 94-75 to No. 9 seed Arizona.

**August 17-27, 2006** – The Badgers embark on a five-game, 10-day trip to Italy. Wisconsin would come home with a 5-0 record after visiting Rome, Florence, Siena, Treviglio, Lake Como and Milan.

**November 20, 2006** – Brian Butch and Alando Tucker appear on the cover of Sports Illustrated, marking the first time UW has been featured on the cover of the magazine.

**December 16, 2006** – Tucker and Butch both score 20 points in the first half as Wisconsin defeats No. 2-ranked Pitt, 89-75. It is just the third time in school history UW has beaten the No. 2 team in the country.

**January 28, 2007** – Wisconsin defeats Iowa, 57-46, to win its school-record 17th straight game. UW went 67 days without losing a game. The Badgers' 21-1 record is the best to start a season in school history.

**February 19, 2007** – With a 26-2 record and a 12-1 mark in Big Ten play, UW is ranked No. 1 in the Associated Press poll for the first time in school history.

**February 25, 2007** – For the first time in Big Ten history, the top two teams in the Associated Press poll square off as No. 2 Ohio State defeats No. 1 Wisconsin, 49-48, in Columbus. Buckeye freshman Mike Conley, Jr. made a runner with 4 seconds left to give OSU the lead and Kammron Taylor's last-second shot was blocked to seal UW's fate.

**March 6, 2007** – Alando Tucker (19.9 points, 5.4 reb. per game) is named Big Ten Player of the Year. He is the sixth Badger to win the award and second in the last four years.

**March 10, 2007** – With his first basket against Illinois in the Big Ten tournament semifinal, Alando Tucker passes Michael Finley (2,147 career points) to become UW's all-time leading scorer. Tucker finishes his career with 2,217 points, ninth-best in Big Ten history.

**March 12, 2007** – Wisconsin is awarded a No. 2 seed in the Midwest Region of the 2007 NCAA Tournament, the highest seed in school history. The Badgers would come back from an 18-point first-half deficit to defeat No. 15 Texas A&M-Corpus Christi, 76-63, before being upset by No. 7 UNLV, 74-68, in round two.

**March 28, 2007** – Head coach Bo Ryan receives the Adolph Rupp Cup as the National Coach of the Year from the Commonwealth Athletic Club of Kentucky. Five days later, Ryan is selected as the Clair Bee Coach of the Year.

**March 31, 2007** – Alando Tucker is announced as the winner of the 2007 Lowe's Senior CLASS Award, presented annually to college basketball's outstanding NCAA Division I senior student-athlete. Tucker also receives the NABC Career Achievement Award two days later. Tucker is the first Badger to win a national player of the year award since 1918.

**December 29, 2007** – Wisconsin gets its first of two road wins over top-15 teams when Michael Flowers makes a 3-pointer with 2.7 seconds remaining to beat No. 9 Texas, 67-66. Two months later, Brian Butch would bank in a 3-pointer with 4.5 seconds left to give UW a 68-66 win at No. 13 Indiana on Feb. 13.

**March 5, 2008** – Wisconsin defeats Penn State, 77-41, to clinch its third Big Ten regular season title in seven seasons under Bo Ryan. A capacity crowd rushes the Kohl Center floor setting off a wild trophy presentation and net-cutting ceremony. Days later, the Badgers would win the regular-season finale at Northwestern to give them a school-record 16 Big Ten wins.

**March 16, 2008** – UW beats Illinois, 61-48, in the finals of the Big Ten tournament to give the school its second-ever conference tournament title. Wisconsin also becomes the fifth school to win both the regular season and tournament championships in the same season.

**March 22, 2008** – A No. 3 seed in the NCAA tournament, Wisconsin goes to Omaha, Neb. and defeats Cal-State Fullerton, 71-56, in the first round before knocking off No. 11 seed Kansas State in the second round. Sophomore guard Trevon Hughes scores a game-high 25 points as the Badgers advance to Detroit to play in their third Sweet 16 in the last six seasons.

**February 14, 2009** – ESPN's "College Game-Day" broadcasts live from the Kohl Center prior to a 55-50 win over Ohio State. In front 2,500 fans, Bo Ryan, Marcus Landry and Joe Krabbenhoft appear along with ESPN's Bob Knight, Rece Davis, Jay Bilas, Digger Phelps and Hubert Davis.

**March 20, 2009** – Claiming a No. 12 seed, the Badgers keep their consecutive NCAA tournament streak alive (11th-straight) and pull out a 61-59 overtime upset of No. 5 seed Florida State in Boise, Idaho. Trevon Hughes' spinning three-point play in the lane with just two seconds remaining lifts UW to victory.

**July 11, 2009** – Serving as head coach, Bo Ryan leads Team USA to a bronze medal in the 2009 World University Games in Belgrade, Serbia. Ryan led the team to a 6-1 record, including a win over gold-medalist Serbia in the second round. A one-point loss to Russia in the semifinals forced the U.S. into the third-place game, where it defeated Israel.

**December 2, 2009** – Behind 26 points from Trevon Hughes, Wisconsin knocks off No. 6 Duke, 73-69, clinching the Big Ten's first overall win in the Big Ten/ACC Challenge. This would be the first of three wins over AP top-10 teams on the season, including victories over No. 4 Purdue and No. 5 Michigan State.

## 2010-Present

**January 24, 2010** – With a 79-71 overtime win against Penn State, Bo Ryan becomes the 18th coach with 100 Big Ten wins and ties Branch McCracken as the second-fastest coach to reach that milestone, doing so in 140 games. Only Bob Knight (131 games) did it faster.

**March 19, 2010** – A Jon Leuer baseline jumper with 17 seconds left gives Wisconsin the lead and eventually a 53-49 win over Wofford in the opening round of the 2010 NCAA Tournament in Jacksonville, Fla.

**January 23, 2011** – Freshman Josh Gasser posts the first triple-double in school history with 10 points, 12 rebounds and 10 assists in a 78-46 win over Northwestern at Welsh-Ryan Arena. Gasser becomes the first Big Ten freshman to record an official triple-double. As a freshman, Earvin "Magic" Johnson turned the trick in 1977 before assists were an official stat.

**February 21, 2011** – Junior Jordan Taylor scores 21 of his 27 points in the second half, rallying No. 13 Wisconsin from a 15-point deficit to beat No. 1 Ohio State, 71-67, at the Kohl Center. It marks UW's second-ever win over the AP No. 1-ranked team and its first since 1962.

**March 3, 2011** – Jordan Taylor scores 39 points – including 17 straight in the second half – in a 77-67 win at Indiana, tying as the third-highest scoring game in Wisconsin history and just one shy of the Assembly Hall opponent record of 40 (held by Terry Furlow 1976 and Shawn Respert 1995).

**March 19, 2011** – UW earns a No. 4 seed in the NCAA tournament and travels to Tucson, Ariz., to knock off No. 13 seed Belmont, 72-58, in the second round and No. 5 seed Kansas State, 70-65, in the third round. Led by senior Jon Leuer, who averaged 20.5 points per game, the Badgers made 21-of-42 3-pointers in Tucson, advancing to the Sweet 16 in New Orleans.

**March 28, 2011** – Junior Jordan Taylor (2nd team) and senior Jon Leuer (honorable mention) receive AP All-America mention, marking the first time UW had two players honored in the same season. The two also became the first UW duo to be named first-team All-Big Ten in the same season (Taylor - consensus, Leuer - coaches).

**March 9, 2012** – With a 79-71 win over Indiana in the second round of the 2012 Big Ten Tournament, Bo Ryan notched his 266th career win to become Wisconsin's all-time wins leader. Ryan passed Hall of Famer Harold "Bud" Foster (265 wins) in just 364 games and 11 seasons. Foster earned 265 wins in 532 total games and 25 seasons.

**March 17, 2012** – Two days after cruising past 13th-seeded Montana, 73-49, the No. 4 seed Badgers pull out a 60-57 win over No. 5 Vanderbilt in Albuquerque, N.M. to advance to their sixth Sweet 16 in the last 13 years.

**March 22, 2012** – Jordan Taylor's career comes to an end when his potential game-winning 3-pointer falls just short in a 64-63 Sweet 16 loss to No. 1 seed Syracuse in Boston, Mass. Taylor finishes his career seventh on Wisconsin's all-time scoring list with 1,533 points and second in school history with 464 career assists. He also set the NCAA career record with a 3.01 assist-to-turnover ratio (464 assists, 154 turnovers).

**March 26, 2012** – Jordan Taylor becomes the second player in UW history (joining Michael Finley) to earn AP All-America recognition in two different seasons by receiving honorable mention.

**February 9, 2013** – A half-court heave at the buzzer from Ben Brust sends the Kohl Center into hysteria and Wisconsin's game against No. 3 Michigan into overtime. The Badgers would go on to win, 65-62, in OT.

One month later on March 10, Traevon Jackson would sink a 35-footer at the buzzer to pull out a 63-60 win at Penn State in the Big Ten regular season finale.

**March 11, 2013** – Bo Ryan wins his third-career Big Ten Coach of the Year award. Ryan's three honors trails only legendary head coaches Gene Keady of Purdue (7) and Bob Knight of Indiana (5) for most conference coach of the year awards.

**March 16, 2013** – The Badgers defeat No. 3 Indiana, 68-56, in the semifinals of the Big Ten tournament, marking the team's 12th-consecutive win over the Hoosiers. The win also gave UW back-to-back wins over AP top-5 teams in consecutive days after defeating No. 6 Michigan, 68-59, the day before. UW would fall to No. 10 Ohio State, 50-43, the next day in the tournament title game.

**March 22, 2013** – Wisconsin makes its 15th-straight appearance in the NCAA tournament, falling in its opening game, 57-46, to No. 12 seed Ole Miss.

## UW's Regular Season Big Ten Championships

Year	Overall		Head Coach	Year	Big Ten		Head Coach
	W-L	W-L			W-L	W-L	
1906-07	11-3	6-2	Emmett Angell	1928-29	15-2	9-3	Walter Meanwell
1907-08	10-2	7-1	Emmett Angell	1934-35	15-5	9-3	Harold Foster
1911-12	15-0	12-0	Walter Meanwell	1940-41	20-3	11-1	Harold Foster
1912-13	14-1	11-1	Walter Meanwell	1946-47	16-6	9-3	Harold Foster
1913-14	15-0	12-0	Walter Meanwell	2001-02	19-13	11-5	Bo Ryan
1915-16	20-1	11-1	Walter Meanwell	2002-03	24-8	12-4	Bo Ryan
1917-18	14-3	9-3	Guy Lowman	2007-08	31-5	16-2	Bo Ryan
1920-21	13-4	8-4	Walter Meanwell	<b>Total: 17 Regular Season Big Ten Championships</b>			
1922-23	12-3	11-1	Walter Meanwell	* 1923-24 season also included one tie			
1923-24*	11-5	8-4	Walter Meanwell				

## UW's Big Ten Tournament Championships

Year - Location	Seed	Head Coach
2004 - Indianapolis (Conseco Fieldhouse)	#2	Bo Ryan
2008 - Indianapolis (Conseco Fieldhouse)	#1	Bo Ryan

# All-Time Results

## 1898-99

Record: 0-3  
 Coach: Dr. J.C. Elsom  
 J 21 UW-Milw. Alumni.....L.....15-25  
 F 18 Lawrence.....L.....18-20  
 M 4 UW-Milw. Alumni.....L.....10-13

## 1899-1900

Record: 1-1  
 Coach: Dr. J.C. Elsom  
 F 17 Minnesota.....L.....15-17  
 F 23 Wayland Academy.....W.....25-15

## 1900-01

Record: 1-1  
 Coach: Dr. J.C. Elsom  
 J 18 Wayland Academy.....W.....35-22  
 F 23 Minnesota.....L.....15-42

## 1901-02

Record: 7-3  
 Coach: Dr. J.C. Elsom  
 D 13 Lewis Institute.....W.....32-21  
 D 14 Armour Institute.....W.....20-14  
 D 27 UW-Milwaukee.....W.....37-18  
 J 1 Yale (N1).....L.....20-35  
 J 4 UW-Milw. Alumni.....W.....48-12  
 J 11 La Crosse YMCA.....W.....59-16  
 J 25 Lawrence.....W.....51-20  
 F 15 Sun Prairie.....W.....18-9  
 F 22 Minnesota.....L.....10-30  
 M 7 Ripon.....L.....21-28  
 N1 — at Milwaukee

## 1902-03

Record: 5-2  
 Coach: Dr. J.C. Elsom  
 N 28 Sheboygan YMCA.....W.....45-16  
 D 19 Dubuque YMCA.....W.....34-14  
 F 21 Minnesota.....L.....11-33  
 F 28 Co. E Fond du Lac.....L.....17-21  
 M 6 Duluth YMCA.....W.....42-16  
 M 7 UW-Superior.....W.....28-7  
 M 13 Wausau YMCA.....W.....37-33

## 1903-04

Record: 11-4  
 Coach: Dr. J.C. Elsom  
 N 27 Sheboygan.....W.....26-24  
 N 28 Milwaukee AC.....L.....18-30  
 D 19 Chicago YMCA.....L.....19-62  
 D 29 Milwaukee West HS.....W.....27-20  
 F 5 Oshkosh YMCA.....W.....39-28  
 F 6 Co. E Fond du Lac.....W.....25-21  
**F 20 Milwaukee AC.....W.....35-13**  
 F 27 Nwstern Coll. (WI).....W.....41-31  
 M 1 Grinnell.....W.....30-28

M 2 Highland Park.....W.....29-21  
 M 3 Sioux City YMCA.....L.....16-44  
 M 4 Nebraska Wesleyan.....W.....47-32  
 M 5 Nebraska.....L.....22-25  
**M 11 Co. G Madison.....W.....22-15**  
 M 18 Co. F Portage.....W.....48-17

## 1904-05

Record: 10-8  
 Coach: Emmett Angell  
 D 2 Co. G Sparta.....W.....75-10  
 D 3 UW-La Crosse.....W.....54-16  
 D 27 Sheboygan.....W.....45-28  
 D 28 Co. G Appleton.....W.....26-12  
 D 29 Co. F Oconto.....W.....55-17  
 D 30 Two Rivers AC.....L.....30-31  
**J 7 Beloit.....W.....80-10**  
 J 12 Ohio State.....L.....22-25  
 J 13 Rochester.....W.....26-17  
 J 14 Wash. Continentals.....L.....22-26  
 J 16 Co. E New York.....L.....27-34  
 J 17 Columbia.....L.....15-21  
 J 18 Institute AC.....L.....20-34  
 J 19 Sharon AC.....W.....41-31  
 J 20 Buckland Guards.....L.....31-34  
 J 21 Oberlin.....L.....31-41  
 M 3 Co. F Portage.....W.....52-28  
 M 17 Chicago.....W.....29-24

## 1905-06

Record: 12-2; Big Ten 6-2 (2nd)  
 Coach: Emmett Angell  
 D 14 Manitowoc.....W.....35-25  
 D 15 Menasha.....W.....30-22  
 D 16 UW-Oshkosh.....W.....30-21  
**J 13 Lawrence.....W.....25-20**  
 J 19 Armour Institute.....W.....37-15  
 J 20 Purdue.....W.....34-14  
**F 3 Purdue.....W.....31-15**  
**F 23 Minnesota.....W.....31-24**  
 M 2 Chicago.....L.....18-35  
 M 3 Illinois.....W.....36-32  
**M 9 Chicago.....W.....22-19**  
**M 10 Illinois #.....W.....1-0**  
**M 16 Co. C Hudson.....W.....31-20**  
 M 17 Minnesota.....L.....10-16  
 # — forfeit

## 1906-07

**BIG TEN CO-CHAMPIONS**  
 Record: 11-3; Big Ten 6-2 (11st)  
 Coach: Emmett Angell  
**D 8 Milton.....W.....38-14**  
**D 14 Ripon.....W.....41-20**  
**J 4 Columbia.....L.....9-30**  
 J 11 UW-Stout.....W.....29-19  
 J 12 Minnesota.....L.....11-18  
 J 18 Beloit.....W.....38-11  
 J 19 Illinois.....W.....22-16  
 J 25 Purdue.....W.....33-27  
 J 26 Chicago.....L.....14-24  
**F 1 Illinois.....W.....47-14**  
**F 21 Nebraska.....W.....35-31**

**M 6 Chicago.....W.....22-11**  
**M 9 Minnesota.....W.....31-20**  
**M 15 Purdue.....W.....37-10**

## 1907-08

**BIG TEN CO-CHAMPIONS**  
 Record: 10-2; Big Ten 7-1 (T1st)  
 Coach: Emmett Angell  
**D 14 Beloit.....W.....38-13**  
**D 20 Wisconsin Alumni...W.....42-22**  
 J 17 Purdue.....W.....28-24  
 J 18 Illinois.....W.....28-20  
**J 23 Purdue.....W.....34-13**  
**J 25 Chicago.....W.....37-16**  
**J 31 Minnesota.....W.....29-17**  
 F 28 Chicago.....L.....19-24  
**M 3 Nebraska.....W.....34-4**  
 M 7 Minnesota.....W.....34-14  
**M 9 Illinois.....W.....27-14**  
**M 12 Chicago #.....L.....16-18**  
 # — Big Ten title playoff game, Madison

## 1908-09

Record: 8-4; Big Ten 5-4 (3rd)  
 Coach: Haskell Noyes  
**D 19 Lawrence.....W.....53-13**  
**J 8 Ripon.....W.....36-12**  
**J 13 Beloit.....W.....52-4**  
 J 15 Purdue.....L.....20-23  
 J 16 Illinois.....L.....16-28  
**J 23 Illinois.....W.....20-10**  
 J 30 Minnesota.....W.....14-13  
**F 6 Chicago.....L.....15-18**  
**F 27 Purdue.....W.....30-6**  
**M 1 Iowa.....W.....30-9**  
 M 6 Chicago.....L.....4-18  
**M 9 Minnesota.....W.....37-13**

## 1909-10

Record: 9-5; Big Ten 7-5 (3rd)  
 Coach: Haskell Noyes  
**D 15 Beloit.....W.....24-9**  
**D 17 Ripon.....W.....32-5**  
**J 8 Northwestern.....W.....55-9**  
 J 21 Illinois.....L.....14-34  
 J 22 Purdue.....L.....17-29  
**J 25 Illinois.....W.....28-16**  
 J 28 Chicago.....L.....14-16  
 J 29 Indiana.....L.....11-13  
**F 5 Minnesota.....W.....24-14**  
 F 25 Minnesota.....L.....9-16  
 F 26 Northwestern.....W.....39-11  
**M 5 Chicago.....W.....11-10**  
**M 7 Indiana.....W.....33-8**  
**M 12 Purdue.....W.....38-14**

Note: Home Games are listed in BOLD

1910-11

Record: 9-6; Big Ten 6-6 (5th)

Coach: Haskell Noyes

<b>D 10</b>	<b>Beloit</b> .....	<b>W</b> ....	<b>32-9</b>
<b>D 17</b>	<b>Ripon</b> .....	<b>W</b> ....	<b>43-8</b>
<b>J 7</b>	<b>Lawrence</b> .....	<b>W</b> ....	<b>39-9</b>
J 13	Purdue.....	L	16-34
J 14	Northwestern.....	W	29-9
<b>J 21</b>	<b>Illinois</b> .....	<b>W</b> ....	<b>20-17</b>
<b>J 28</b>	<b>Chicago</b> .....	<b>W</b> ....	<b>46-22</b>
<b>F 3</b>	<b>Indiana</b> .....	<b>W</b> ....	<b>51-9</b>
F 4	Minnesota.....	L	16-17
<b>F 24</b>	<b>Purdue</b> .....	<b>W</b> ....	<b>45-17</b>
<b>M 1</b>	<b>Minnesota</b> .....	<b>L</b> ....	<b>13-21</b>
M 4	Chicago.....	L	22-24
<b>M 8</b>	<b>Northwestern</b> .....	<b>W</b> ....	<b>23-11</b>
M 10	Indiana.....	L	18-21
M 11	Illinois.....	L	18-21

1911-12

**HELMS FOUND. NATIONAL CHAMPIONS  
BIG TEN CO-CHAMPIONS**

Record: 15-0; Big Ten 12-0 (11st)

Coach: Walter Meanwell

<b>D 9</b>	<b>Beloit</b> .....	<b>W</b> ....	<b>31-18</b>
<b>D 16</b>	<b>Ripon</b> .....	<b>W</b> ....	<b>54-13</b>
D 20	Beloit.....	W	20-12
J 5	Iowa.....	W	38-12
J 6	Northwestern.....	W	32-19
<b>J 13</b>	<b>Illinois</b> .....	<b>W</b> ....	<b>27-10</b>
<b>J 20</b>	<b>Minnesota</b> .....	<b>W</b> ....	<b>22-12</b>
J 27	Chicago.....	W	18-15
<b>F 12</b>	<b>Iowa</b> .....	<b>W</b> ....	<b>30-5</b>
<b>F 17</b>	<b>Indiana</b> .....	<b>W</b> ....	<b>51-10</b>
<b>F 24</b>	<b>Northwestern</b> .....	<b>W</b> ....	<b>46-11</b>
<b>M 2</b>	<b>Chicago</b> .....	<b>W</b> ....	<b>34-24</b>
M 9	Minnesota (OT).....	W	29-26
M 15	Illinois.....	W	23-15
M 16	Indiana.....	W	32-21

1912-13

**BIG TEN CHAMPIONS**

Record: 14-1; Big Ten 11-1 (1st)

Coach: Walter Meanwell

<b>D 7</b>	<b>Ripon</b> .....	<b>W</b> ....	<b>40-13</b>
<b>D 12</b>	<b>Beloit</b> .....	<b>W</b> ....	<b>33-10</b>
<b>D 18</b>	<b>Lake Forest</b> .....	<b>W</b> ....	<b>44-15</b>
J 11	Illinois.....	W	16-15
J 13	Purdue.....	W	25-15
J 18	Minnesota.....	W	19-11
<b>J 21</b>	<b>Ohio State</b> .....	<b>W</b> ....	<b>22-11</b>
<b>J 25</b>	<b>Chicago</b> .....	<b>W</b> ....	<b>31-18</b>
F 13	Indiana.....	W	30-19
F 15	Ohio State.....	W	27-22
<b>F 21</b>	<b>Illinois</b> .....	<b>W</b> ....	<b>18-13</b>
<b>F 25</b>	<b>Minnesota</b> .....	<b>W</b> ....	<b>29-11</b>
<b>F 27</b>	<b>Indiana</b> .....	<b>W</b> ....	<b>48-10</b>
<b>M 1</b>	<b>Purdue</b> .....	<b>W</b> ....	<b>22-19</b>
M 7	Chicago.....	L	10-23

1913-14

**HELMS FOUNDATION NATIONAL CHAMPIONS  
BIG TEN CHAMPIONS**

Record: 15-0; Big Ten 12-0 (1st)

Coach: Walter Meanwell

<b>D 13</b>	<b>Knox</b> .....	<b>W</b> ....	<b>48-15</b>
<b>D 18</b>	<b>Beloit</b> .....	<b>W</b> ....	<b>45-15</b>
<b>F 6</b>	<b>Parsons</b> .....	<b>W</b> ....	<b>50-0</b>
J 10	Illinois.....	W	26-25
J 12	Indiana.....	W	57-15
<b>J 17</b>	<b>Minnesota</b> .....	<b>W</b> ....	<b>28-7</b>
J 24	Chicago.....	W	16-14
<b>F 10</b>	<b>Northwestern</b> .....	<b>W</b> ....	<b>38-9</b>
<b>F 13</b>	<b>Purdue (OT)</b> .....	<b>W</b> ....	<b>25-20</b>
F 17	Northwestern.....	W	33-26
<b>F 20</b>	<b>Illinois</b> .....	<b>W</b> ....	<b>29-16</b>
<b>F 24</b>	<b>Indiana</b> .....	<b>W</b> ....	<b>46-24</b>
F 28	Minnesota.....	W	27-9
<b>M 6</b>	<b>Chicago</b> .....	<b>W</b> ....	<b>25-18</b>
M 10	Purdue.....	W	27-13

1914-15

Record: 13-4; Big Ten 8-4 (3rd)

Coach: Walter Meanwell

<b>D 11</b>	<b>Beloit</b> .....	<b>W</b> ....	<b>28-16</b>
<b>D 14</b>	<b>Arkansas State</b> .....	<b>W</b> ....	<b>45-7</b>
<b>D 18</b>	<b>Lawrence</b> .....	<b>W</b> ....	<b>29-21</b>
<b>J 2</b>	<b>UW-Milwaukee</b> .....	<b>W</b> ....	<b>21-10</b>
<b>J 5</b>	<b>Grinnell</b> .....	<b>W</b> ....	<b>41-19</b>
J 9	Indiana.....	W	39-18
J 11	Purdue (OT).....	W	28-24
J 16	Minnesota.....	W	23-20
<b>J 18</b>	<b>Indiana</b> .....	<b>W</b> ....	<b>47-15</b>
<b>J 23</b>	<b>Chicago</b> .....	<b>L</b> ....	<b>19-24</b>
F 8	Illinois.....	L	19-39
<b>F 13</b>	<b>Illinois</b> .....	<b>L</b> ....	<b>17-19</b>
F 16	Ohio State.....	W	26-17
<b>F 19</b>	<b>Purdue</b> .....	<b>W</b> ....	<b>26-21</b>
<b>F 27</b>	<b>Minnesota</b> .....	<b>W</b> ....	<b>31-7</b>
<b>M 6</b>	<b>Ohio State</b> .....	<b>W</b> ....	<b>23-12</b>
M 12	Chicago.....	L	18-30

1915-16

**HELMS FOUND. NATIONAL CHAMPIONS  
BIG TEN CHAMPIONS**

Record: 20-1; Big Ten 11-1 (1st)

Coach: Walter Meanwell

<b>D 10</b>	<b>Beloit</b> .....	<b>W</b> ....	<b>38-11</b>
<b>D 15</b>	<b>Lawrence</b> .....	<b>W</b> ....	<b>46-16</b>
D 30	Ripon.....	W	27-15
D 30	Ripon Reserves.....	W	41-7
D 31	UW-Milwaukee.....	W	51-12
J 1	UW-Milwaukee Alumni.....	W	24-18
J 1	UW-Milwaukee.....	W	39-8
<b>J 3</b>	<b>Wabash</b> .....	<b>W</b> ....	<b>24-14</b>
J 8	Purdue.....	W	33-17
J 10	Iowa (OT).....	W	36-31
<b>J 15</b>	<b>Minnesota</b> .....	<b>W</b> ....	<b>31-11</b>
<b>J 18</b>	<b>Northwestern</b> .....	<b>W</b> ....	<b>22-18</b>
J 22	Illinois.....	L	20-27
J 29	Chicago.....	W	29-18
<b>F 14</b>	<b>Neb. Wesleyan</b> .....	<b>W</b> ....	<b>25-20</b>
<b>F 19</b>	<b>Illinois</b> .....	<b>W</b> ....	<b>34-14</b>
<b>F 25</b>	<b>Purdue</b> .....	<b>W</b> ....	<b>35-22</b>
<b>F 28</b>	<b>Iowa</b> .....	<b>W</b> ....	<b>39-17</b>
M 4	Minnesota.....	W	32-14
<b>M 8</b>	<b>Chicago</b> .....	<b>W</b> ....	<b>24-12</b>
M 11	Northwestern.....	W	24-21

1916-17

Record: 15-3; Big Ten 9-3 (4th)

Coach: Walter Meanwell

<b>D 9</b>	<b>Beloit</b> .....	<b>W</b> ....	<b>58-11</b>
<b>D 13</b>	<b>Ripon</b> .....	<b>W</b> ....	<b>30-17</b>
<b>D 16</b>	<b>North Central (IL)</b> .....	<b>W</b> ....	<b>50-21</b>
<b>D 20</b>	<b>Lawrence</b> .....	<b>W</b> ....	<b>41-14</b>
D 21	UW-Milwaukee M Club.....	W	35-23
J 3	Ripon.....	W	24-20
J 6	Ohio State.....	W	30-22
J 8	Northwestern (OT).....	W	29-21
J 13	Minnesota.....	L	25-33
<b>J 20</b>	<b>Illinois</b> .....	<b>W</b> ....	<b>25-14</b>
<b>J 26</b>	<b>Chicago</b> .....	<b>L</b> ....	<b>13-21</b>
<b>F 12</b>	<b>Northwestern</b> .....	<b>W</b> ....	<b>23-21</b>
<b>F 17</b>	<b>Ohio State</b> .....	<b>W</b> ....	<b>40-15</b>
F 24	Illinois.....	L	17-20
M 3	Chicago.....	W	25-16
<b>M 6</b>	<b>Indiana</b> .....	<b>W</b> ....	<b>29-14</b>
<b>M 10</b>	<b>Minnesota</b> .....	<b>W</b> ....	<b>16-13</b>
M 15	Indiana.....	W	18-16

1917-18

**BIG TEN CHAMPIONS**

Record: 14-3; Big Ten 9-3 (1st)

Coach: Guy Lowman

<b>D 8</b>	<b>Beloit</b> .....	<b>W</b> ....	<b>26-21</b>
<b>D 13</b>	<b>Ripon</b> .....	<b>W</b> ....	<b>33-13</b>
<b>D 15</b>	<b>North Central (IL)</b> .....	<b>W</b> ....	<b>18-13</b>
<b>D 19</b>	<b>Marquette</b> .....	<b>W</b> ....	<b>15-14</b>
J 2	Ripon.....	W	35-16
J 5	Northwestern.....	L	17-33
J 8	Iowa.....	W	36-22
J 19	Illinois.....	W	22-21
<b>J 21</b>	<b>Iowa</b> .....	<b>W</b> ....	<b>34-19</b>
<b>J 26</b>	<b>Purdue</b> .....	<b>W</b> ....	<b>21-16</b>
F 16	Chicago.....	L	21-23
<b>F 23</b>	<b>Illinois</b> .....	<b>W</b> ....	<b>23-15</b>
M 2	Minnesota.....	W	18-17
<b>M 7</b>	<b>Northwestern</b> .....	<b>W</b> ....	<b>26-18</b>
<b>M 9</b>	<b>Chicago</b> .....	<b>W</b> ....	<b>16-13</b>
M 13	Purdue.....	W	24-18
<b>M 16</b>	<b>Minnesota</b> .....	<b>L</b> ....	<b>11-19</b>

1918-19

Record: 5-11; Big Ten 3-9 (10th)

Coach: Guy Lowman

D 27	Camp Grant (OT).....	W	16-15
D 28	Great Lakes.....	L	14-43
D 30	UW-Milwaukee.....	W	39-18
<b>J 4</b>	<b>Great Lakes</b> .....	<b>L</b> ....	<b>12-14</b>
<b>J 11</b>	<b>Northwestern</b> .....	<b>L</b> ....	<b>15-20</b>
J 18	Minnesota.....	L	11-38
<b>J 25</b>	<b>Illinois</b> .....	<b>L</b> ....	<b>15-25</b>
<b>F 1</b>	<b>Chicago</b> .....	<b>L</b> ....	<b>19-24</b>
<b>F 10</b>	<b>Iowa</b> .....	<b>W</b> ....	<b>29-18</b>
F 15	Illinois.....	L	14-16
F 22	Northwestern.....	L	23-32
F 24	Indiana.....	W	29-16
<b>M 1</b>	<b>Minnesota</b> .....	<b>L</b> ....	<b>12-23</b>
M 8	Chicago.....	W	25-15
M 10	Iowa.....	L	27-29
<b>M 15</b>	<b>Indiana</b> .....	<b>L</b> ....	<b>12-22</b>

Note: Home Games are listed in BOLD

1919-20

Record: 15-5; Big Ten 7-5 (5th)

Coach: Guy Lowman

<b>D 5 UW-River Falls</b> .....	<b>W ...36-17</b>
<b>D 13 Ripon (OT)</b> .....	<b>W ...19-16</b>
<b>D 16 Beloit</b> .....	<b>W ...33-11</b>
D 19 Ripon.....	W ...20-13
D 20 UW-Oshkosh.....	W ...17-7
J 1 UW-Milwaukee.....	W ...36-10
J 3 Great Lakes.....	W ...27-19
J 5 Iowa.....	W ...35-18
<b>J 10 Great Lakes</b> .....	<b>W ...33-15</b>
J 17 Chicago.....	L ...19-36
<b>J 19 Iowa</b> .....	<b>L ...20-21</b>
J 24 Illinois.....	L ...20-43
<b>J 31 Minnesota</b> .....	<b>W ...28-12</b>
<b>F 14 Michigan</b> .....	<b>W ...40-13</b>
<b>F 21 Illinois</b> .....	<b>W ...33-29</b>
<b>F 24 Ohio State</b> .....	<b>W ...31-27</b>
F 28 Minnesota.....	L ...26-32
M 6 Michigan.....	L ...19-23
M 8 Ohio State.....	W ...34-22
<b>M 12 Chicago</b> .....	<b>W ...26-17</b>

1920-21

**BIG TEN CO-CHAMPIONS**

Record: 13-4; Big Ten 8-4 (T1st)

Coach: Walter Meanwell

<b>D 10 Knox</b> .....	<b>W ...29-16</b>
<b>D 12 UW-River Falls</b> .....	<b>W ...28-8</b>
D 17 UW-La Crosse.....	W ...24-14
D 18 Marquette.....	W ...23-18
<b>D 29 South Dakota</b> .....	<b>W ...25-10</b>
J 3 Northwestern.....	L ...12-13
J 8 Michigan.....	W ...27-24
J 15 Chicago.....	L ...27-39
<b>J 22 Illinois</b> .....	<b>W ...23-18</b>
<b>J 24 Michigan</b> .....	<b>W ...25-17</b>
J 29 Minnesota.....	L ...21-22
<b>F 12 Northwestern</b> .....	<b>W ...22-10</b>
F 19 Illinois.....	L ...9-17
F 21 Ohio State.....	W ...42-25
<b>F 26 Chicago</b> .....	<b>W ...25-19</b>
<b>M 5 Minnesota</b> .....	<b>W ...18-12</b>
<b>M 8 Ohio State</b> .....	<b>W ...34-24</b>

1921-22

Record: 14-5; Big Ten 8-4 (T2nd)

Coach: Walter Meanwell

<b>D 10 Michigan State</b> .....	<b>W ...27-13</b>
<b>D 16 Butler</b> .....	<b>L ...20-26</b>
<b>D 17 Ripon</b> .....	<b>W ...27-17</b>
<b>D 20 Knox</b> .....	<b>W ...15-9</b>
D 22 UW-Milw. M Club.....	W ...23-19
D 23 UW-La Crosse.....	W ...24-21
<b>J 3 Nebraska</b> .....	<b>W ...27-14</b>
J 7 Iowa.....	W ...18-15
J 9 Northwestern.....	W ...21-9
<b>J 14 Michigan (OT)</b> .....	<b>W ...18-16</b>
<b>J 21 Minnesota</b> .....	<b>L ...15-17</b>
<b>F 10 Illinois</b> .....	<b>W ...25-23</b>
<b>F 13 Iowa</b> .....	<b>L ...18-24</b>
F 18 Michigan.....	L ...17-18
<b>F 22 Northwestern</b> .....	<b>W ...23-11</b>
F 27 Illinois.....	L ...35-37
M 4 Minnesota.....	W ...34-20
<b>M 8 Chicago</b> .....	<b>W ...24-17</b>
M 11 Chicago.....	W ...31-24

Note: Home Games are listed in BOLD

1922-23

**BIG TEN CO-CHAMPIONS**

Record: 12-3; Big Ten 11-1 (T1st)

Coach: Walter Meanwell

<b>D 15 Butler</b> .....	<b>L ...13-20</b>
<b>D 19 Lombard</b> .....	<b>W ...37-9</b>
<b>J 3 Marquette</b> .....	<b>L ...8-9</b>
J 6 Northwestern.....	W ...21-10
J 8 Indiana.....	W ...17-10
<b>J 13 Chicago</b> .....	<b>W ...24-11</b>
J 20 Minnesota.....	W ...24-12
F 6 Purdue.....	L ...13-17
F 14 Michigan.....	W ...18-15
<b>F 19 Michigan</b> .....	<b>W ...16-11</b>
<b>F 24 Purdue</b> .....	<b>W ...20-19</b>
<b>M 3 Minnesota</b> .....	<b>W ...36-10</b>
<b>M 5 Northwestern</b> .....	<b>W ...29-17</b>
M 10 Chicago.....	W ...33-11
<b>M 12 Indiana</b> .....	<b>W ...35-17</b>

1923-24

**BIG TEN CO-CHAMPIONS**

Record: 11-5-1; Big Ten 8-4 (T1st)

Coach: Walter Meanwell

<b>D 8 Miliken</b> .....	<b>W ...53-13</b>
<b>D 14 DePauw (30T)</b> .....	<b>T ...25-25</b>
D 19 Marquette.....	W ...27-7
<b>J 2 Franklin College</b> .....	<b>L ...18-21</b>
J 5 Indiana.....	W ...23-21
J 12 Northwestern.....	W ...25-10
<b>J 14 Indiana</b> .....	<b>W ...28-27</b>
J 26 Chicago.....	L ...18-35
<b>F 12 Butler</b> .....	<b>W ...25-23</b>
<b>F 16 Illinois</b> .....	<b>W ...13-12</b>
F 23 Ohio State.....	L ...13-27
F 25 Illinois.....	L ...20-31
<b>M 1 Northwestern</b> .....	<b>W ...23-14</b>
<b>M 3 Ohio State</b> .....	<b>W ...30-20</b>
M 8 Iowa.....	L ...19-22
<b>M 11 Iowa</b> .....	<b>W ...36-26</b>
<b>M 15 Chicago</b> .....	<b>W ...30-14</b>

1924-25

Record: 6-11; Big Ten 3-9 (9th)

Coach: Walter Meanwell

<b>D 12 Wabash</b> .....	<b>W ...21-20</b>
<b>D 19 Butler</b> .....	<b>L ...16-22</b>
<b>D 22 Grinnell</b> .....	<b>W ...29-15</b>
<b>J 6 DePauw</b> .....	<b>W ...27-22</b>
J 10 Minnesota.....	L ...14-16
<b>J 13 Ohio State</b> .....	<b>L ...20-27</b>
J 19 Michigan.....	L ...12-14
<b>J 24 Minnesota</b> .....	<b>L ...14-25</b>
<b>F 11 Franklin College</b> .....	<b>L ...11-26</b>
<b>F 16 Iowa</b> .....	<b>W ...16-15</b>
F 21 Illinois.....	L ...25-35
<b>F 23 Purdue</b> .....	<b>L ...22-30</b>
<b>F 28 Michigan</b> .....	<b>L ...16-27</b>
M 3 Iowa.....	W ...25-23
<b>M 9 Illinois</b> .....	<b>W ...24-9</b>
M 12 Purdue.....	L ...26-32
M 14 Ohio State.....	L ...23-37

1925-26

Record: 8-9; Big Ten 4-8 (T8th)

Coach: Walter Meanwell

<b>D 7 North Dakota St.</b> .....	<b>L ...11-16</b>
<b>D 12 South Dakota St.</b> .....	<b>W ...48-9</b>
D 18 Marquette.....	W ...42-26
<b>J 2 DePauw</b> .....	<b>W ...32-31</b>
<b>J 5 Minnesota</b> .....	<b>W ...36-24</b>
<b>J 11 Indiana</b> .....	<b>W ...33-31</b>
<b>J 16 Chicago</b> .....	<b>L ...15-17</b>
<b>J 23 Northwestern</b> .....	<b>W ...35-27</b>
<b>F 5 Butler</b> .....	<b>W ...31-24</b>
F 13 Chicago.....	W ...26-23
F 16 Northwestern.....	L ...26-36
<b>F 20 Purdue</b> .....	<b>L ...21-29</b>
F 22 Michigan.....	L ...13-22
F 26 Purdue.....	L ...31-32
<b>M 1 Michigan (OT)</b> .....	<b>L ...23-24</b>
M 5 Minnesota.....	L ...19-31
M 9 Indiana.....	L ...20-35

1926-27

Record: 10-7; Big Ten 7-5 (T4th)

Coach: Walter Meanwell

<b>D 17 Franklin College</b> .....	<b>L ...24-27</b>
D 22 Marquette.....	W ...29-26
<b>D 30 DePauw</b> .....	<b>W ...24-20</b>
J 3 Syracuse (N1).....	W ...31-24
<b>J 8 Indiana</b> .....	<b>L ...23-28</b>
<b>J 10 Ohio State</b> .....	<b>W ...25-16</b>
J 15 Northwestern.....	W ...28-18
J 17 Chicago (OT).....	W ...33-30
<b>J 22 Northwestern</b> .....	<b>W ...25-24</b>
<b>F 8 Notre Dame</b> .....	<b>L ...14-19</b>
<b>F 12 Chicago</b> .....	<b>W ...31-20</b>
F 19 Ohio State.....	L ...16-20
<b>F 22 Iowa</b> .....	<b>W ...24-21</b>
F 26 Indiana.....	L ...23-31
F 28 Illinois.....	L ...28-32
<b>M 5 Illinois</b> .....	<b>W ...39-13</b>
M 11 Iowa.....	L ...17-26

N1 — at Cleveland, Ohio

1927-28

Record: 13-4; Big Ten 9-3 (T3rd)

Coach: Walter Meanwell

<b>D 10 Coe</b> .....	<b>W ...18-8</b>
<b>D 16 Butler</b> .....	<b>W ...25-18</b>
<b>D 19 DePauw</b> .....	<b>W ...32-17</b>
<b>J 2 Oregon State</b> .....	<b>W ...36-21</b>
J 7 Ohio State.....	W ...30-13
<b>J 9 Michigan</b> .....	<b>W ...26-22</b>
J 14 Minnesota.....	W ...35-26
<b>J 16 Illinois</b> .....	<b>L ...33-34</b>
<b>F 7 Notre Dame</b> .....	<b>L ...14-21</b>
<b>F 11 Minnesota</b> .....	<b>W ...38-18</b>
<b>F 18 Ohio State</b> .....	<b>W ...21-18</b>
F 20 Iowa.....	W ...31-21
<b>F 23 Purdue</b> .....	<b>W ...28-22</b>
F 25 Purdue.....	L ...15-31
<b>M 3 Iowa</b> .....	<b>W ...20-17</b>
M 5 Michigan.....	L ...19-42
M 9 Illinois.....	W ...32-22

1928-29

**BIG TEN CO-CHAMPIONS**

Record: 15-2; Big Ten 10-2 (T1st)

Coach: Walter Meanwell

<b>D 10 Franklin College</b> .....	<b>W ...37-19</b>
D 15 Pittsburgh (N1).....	W ...34-24
<b>D 29 Lombard</b> .....	<b>W ...29-12</b>
<b>J 1 Carleton</b> .....	<b>W ...32-24</b>
J 5 Minnesota.....	W ...29-21
<b>J 7 Michigan</b> .....	<b>L ...23-31</b>
J 12 Chicago.....	W ...33-21
<b>J 14 Indiana</b> .....	<b>W ...24-20</b>
<b>J 19 Minnesota</b> .....	<b>W ...39-17</b>
J 21 Purdue.....	W ...31-26
<b>F 12 Bradley</b> .....	<b>W ...48-22</b>
F 16 Indiana.....	W ...27-25
<b>F 18 Northwestern</b> .....	<b>W ...37-23</b>
F 23 Northwestern.....	W ...31-25
<b>F 25 Purdue</b> .....	<b>W ...27-24</b>
M 4 Michigan.....	L ...22-37
<b>M 9 Chicago</b> .....	<b>W ...19-15</b>

N1 — at Milwaukee

1929-30

Record: 15-2; Big Ten 8-2 (2nd)

Coach: Walter Meanwell

<b>D 14 Monmouth</b> .....	<b>W ...28-10</b>
<b>D 19 Carleton</b> .....	<b>W ...27-18</b>
<b>D 28 Lombard</b> .....	<b>W ...22-11</b>
<b>D 31 Iowa State</b> .....	<b>W ...34-17</b>
J 4 Northwestern.....	L ...14-23
J 11 Ohio State.....	W ...32-25
<b>J 18 Illinois</b> .....	<b>W ...14-9</b>
<b>J 20 Chicago</b> .....	<b>W ...33-23</b>
J 23 Indiana (OT).....	W ...23-21
<b>F 8 Carroll</b> .....	<b>W ...22-13</b>
<b>F 11 Marquette</b> .....	<b>W ...29-15</b>
F 13 Marquette.....	W ...29-22
<b>F 15 Northwestern</b> .....	<b>W ...29-22</b>
F 22 Chicago.....	L ...21-23
<b>F 24 Illinois</b> .....	<b>W ...23-17</b>
<b>M 3 Ohio State</b> .....	<b>W ...32-23</b>
<b>M 8 Indiana</b> .....	<b>W ...34-23</b>

1930-31

Record: 8-9; Big Ten 4-8 (7th)

Coach: Walter Meanwell

<b>D 13 Carroll</b> .....	<b>W ...17-14</b>
<b>D 18 Pennsylvania</b> .....	<b>W ...25-12</b>
<b>D 22 Missouri</b> .....	<b>W ...37-9</b>
D 30 Marquette.....	L ...14-16
J 5 Illinois.....	W ...12-9
J 10 Ohio State.....	L ...19-29
J 12 Michigan.....	L ...17-23
<b>J 17 Iowa</b> .....	<b>W ...24-13</b>
J 19 Minnesota.....	L ...26-28
<b>J 24 Illinois</b> .....	<b>W ...30-20</b>
<b>F 9 Washington U.</b> .....	<b>W ...39-9</b>
<b>F 14 Minnesota</b> .....	<b>L ...15-42</b>
F 16 Iowa.....	L ...17-19
F 21 Purdue.....	L ...27-46
<b>F 23 Ohio State</b> .....	<b>W ...28-24</b>
<b>F 28 Michigan</b> .....	<b>L ...15-26</b>
<b>M 2 Purdue</b> .....	<b>L ...17-24</b>

1931-32

Record: 8-10; Big Ten 3-9 (T8th)

Coach: Walter Meanwell

<b>D 11 Brigham Young</b> .....	<b>W ...30-16</b>
<b>D 15 Pittsburgh</b> .....	<b>W ...30-29</b>
D 21 Marquette.....	L ...23-26
<b>D 30 Maryland (OT)</b> .....	<b>W ...32-30</b>
J 4 at Northwestern (OT).....	L ...30-31
<b>J 9 Michigan</b> .....	<b>L ...18-24</b>
J 11 Purdue.....	L ...22-38
J 16 Chicago.....	W ...24-18
<b>J 18 Northwestern</b> .....	<b>L ...24-28</b>
<b>F 8 Marquette</b> .....	<b>W ...18-16</b>
<b>F 10 Butler</b> .....	<b>W ...28-17</b>
F 15 Indiana.....	L ...21-33
F 20 Minnesota.....	L ...17-43
<b>F 22 Chicago</b> .....	<b>W ...34-23</b>
<b>F 27 Purdue</b> .....	<b>L ...21-28</b>
F 29 Michigan.....	L ...13-33
<b>M 5 Indiana</b> .....	<b>W ...35-26</b>
<b>M 7 Minnesota</b> .....	<b>L ...21-23</b>

1932-33

Record: 7-13; Big Ten 4-8 (8th)

Coach: Walter Meanwell

<b>D 10 Carleton</b> .....	<b>L ...29-34</b>
<b>D 17 Marquette</b> .....	<b>L ...16-18</b>
D 22 Maryland.....	W ...22-13
<b>D 30 Michigan State</b> .....	<b>W ...26-16</b>
J 3 Marquette.....	L ...16-22
<b>J 7 Chicago</b> .....	<b>W ...26-17</b>
<b>J 9 Iowa</b> .....	<b>W ...21-19</b>
J 14 Indiana (OT).....	W ...38-37
J 16 Northwestern.....	L ...22-40
<b>F 3 Loyola (IL)</b> .....	<b>W ...28-26</b>
<b>F 6 Ohio State</b> .....	<b>L ...30-31</b>
F 11 Illinois.....	L ...25-38
F 13 Iowa.....	L ...25-31
<b>F 18 Indiana (OT)</b> .....	<b>L ...28-29</b>
<b>F 20 Illinois</b> .....	<b>L ...15-29</b>
<b>F 25 Northwestern</b> .....	<b>L ...28-30</b>
F 27 UW-Stevens Point.....	L ...24-28
M 4 Ohio State.....	L ...20-37
M 6 Chicago.....	W ...28-16
M 7 Loyola (IL).....	L ...24-39

1933-34

Record: 14-6; Big Ten 8-4, (T2nd)

Coach: Walter Meanwell

<b>D 4 Ripon</b> .....	<b>W ...47-18</b>
<b>D 8 Carleton</b> .....	<b>W ...38-18</b>
<b>D 11 Carroll</b> .....	<b>W ...44-17</b>
<b>D 16 Marquette</b> .....	<b>W ...32-30</b>
D 20 UW-Stevens Point.....	W ...35-10
<b>D 30 Butler</b> .....	<b>W ...37-27</b>
J 2 Marquette.....	L ...26-28
J 6 Illinois.....	L ...17-20
J 8 Iowa.....	L ...26-32
<b>J 13 Michigan</b> .....	<b>W ...34-23</b>
<b>J 15 Purdue</b> .....	<b>L ...26-27</b>
<b>F 5 Michigan State</b> .....	<b>L ...22-23</b>
F 10 Minnesota.....	W ...31-30
<b>F 12 Ohio State</b> .....	<b>W ...42-23</b>
<b>F 17 Illinois</b> .....	<b>W ...28-22</b>
F 19 Michigan.....	W ...32-26
F 24 Ohio State.....	W ...44-38
F 26 Purdue.....	L ...25-37
<b>M 3 Iowa</b> .....	<b>W ...35-32</b>
<b>M 5 Minnesota</b> .....	<b>W ...34-23</b>

1934-35

**BIG TEN CO-CHAMPIONS**

Record: 15-5; Big Ten 9-3 (T1st)

Coach: Harold Foster

<b>N 30 Franklin College</b> .....	<b>W ...34-11</b>
<b>D 7 Carleton</b> .....	<b>W ...27-26</b>
<b>D 10 Wabash</b> .....	<b>W ...33-20</b>
<b>D 15 Marquette</b> .....	<b>W ...29-20</b>
D 22 Marquette.....	L ...25-33
<b>D 29 Pittsburgh</b> .....	<b>L ...27-31</b>
<b>D 31 Michigan St. (OT)</b> .....	<b>W ...23-21</b>
<b>J 5 Purdue</b> .....	<b>L ...18-19</b>
<b>J 7 Northwestern</b> .....	<b>W ...16-9</b>
J 12 Indiana.....	W ...30-23
<b>J 14 Michigan</b> .....	<b>W ...34-20</b>
J 19 Northwestern.....	L ...31-36
<b>J 21 Minnesota</b> .....	<b>W ...38-31</b>
<b>F 9 DePaul</b> .....	<b>W ...28-27</b>
<b>F 11 Chicago</b> .....	<b>W ...26-24</b>
<b>F 16 Indiana (OT)</b> .....	<b>W ...37-27</b>
F 18 Minnesota.....	W ...28-27
F 23 Michigan.....	W ...33-19
M 2 Chicago.....	W ...48-25
M 4 Purdue.....	L ...24-43

1935-36

Record: 11-9; Big Ten 4-8 (8th)

Coach: Harold Foster

<b>D 2 DePaul</b> .....	<b>W ...18-16</b>
<b>D 6 Michigan State</b> .....	<b>W ...26-21</b>
<b>D 9 Hamline</b> .....	<b>W ...29-20</b>
<b>D 14 Marquette</b> .....	<b>W ...35-22</b>
D 21 Marquette.....	W ...46-21
D 23 DePaul.....	L ...22-27
<b>J 1 Washburn</b> .....	<b>W ...36-27</b>
J 4 Ohio State.....	L ...23-44
J 6 Chicago (OT).....	W ...38-36
<b>J 11 Illinois</b> .....	<b>L ...27-29</b>
<b>J 13 Iowa</b> .....	<b>W ...27-21</b>
<b>J 20 Indiana</b> .....	<b>L ...24-26</b>
<b>F 8 Butler</b> .....	<b>W ...28-24</b>
<b>F 10 Ohio State</b> .....	<b>W ...34-25</b>
F 15 Illinois.....	L ...20-36
F 17 Iowa.....	L ...25-32
F 22 Indiana.....	L ...21-54
<b>F 24 Northwestern</b> .....	<b>L ...28-33</b>
<b>F 29 Chicago</b> .....	<b>W ...40-32</b>
M 2 Northwestern.....	L ...26-49

1936-37

Record: 8-12; Big Ten 3-9 (T8th)

Coach: Harold Foster

<b>D 4 Ball State</b> .....	<b>W ...38-33</b>
<b>D 7 North Dakota</b> .....	<b>W ...42-25</b>
<b>D 12 Marquette</b> .....	<b>W ...29-21</b>
D 19 Marquette.....	W ...35-29
D 21 Pittsburgh.....	L ...30-41
D 23 Butler.....	L ...23-43
<b>D 30 DePaul</b> .....	<b>L ...17-33</b>
J 4 Purdue.....	L ...30-43
<b>J 9 Illinois</b> .....	<b>L ...28-31</b>
J 11 Ohio State.....	L ...22-28
<b>J 16 Michigan</b> .....	<b>L ...31-43</b>
<b>J 18 Iowa</b> .....	<b>W ...29-23</b>
<b>F 6 Michigan State</b> .....	<b>W ...22-17</b>
<b>F 8 Ohio State (OT)</b> .....	<b>W ...35-33</b>
<b>F 13 Minnesota</b> .....	<b>L ...32-37</b>
F 20 Iowa.....	L ...35-43
F 22 Illinois.....	L ...31-48

Note: Home Games are listed in BOLD



F 27 Minnesota.....L.....17-30  
**M 1 Purdue.....W...46-43**  
 M 6 Michigan.....L.....27-41

**1937-38**

Record: 10-10; Big Ten 5-7 (7th)

Coach: Harold Foster

**D 4 Marquette.....L.....21-32**  
**D 6 North Dakota.....W...41-22**  
**D 11 Pittsburgh.....W...44-36**  
 D 13 Notre Dame.....L.....31-33  
 D 18 Marquette.....L.....32-38  
**D 31 Missouri.....W...40-29**  
 J 3 Northwestern.....L.....38-47  
**J 8 Minnesota.....W...35-28**  
**J 10 Chicago.....W...50-27**  
 J 15 Purdue.....L.....34-40  
**J 17 Michigan.....W...39-30**  
**F 15 Michigan State.....W...30-27**  
 F 7 Indiana.....L.....44-47  
**F 12 Northwestern.....L...23-27**  
 F 14 Chicago.....W...46-32  
**F 19 Purdue.....L...39-46**  
 F 21 Michigan.....L...29-58  
 F 23 Pennsylvania.....W...52-44  
**F 28 Indiana.....W...34-32**  
 M 5 Minnesota.....L.....28-35

**1938-39**

Record: 10-10; Big Ten 4-8 (7th)

Coach: Harold Foster

**D 2 Beloit.....W...41-26**  
**D 5 Marquette.....W...27-26**  
**D 10 Notre Dame.....W...45-39**  
 D 17 Marquette.....L...27-46  
 D 19 Butler.....L...21-24  
 D 20 Xavier (OH).....W...27-26  
**J 2 Detroit.....W...34-27**  
**J 7 Iowa.....W...28-24**  
**J 9 Chicago.....L...18-28**  
 J 14 Indiana.....L...19-43  
 J 16 Michigan.....W...42-39  
**J 21 Illinois.....L...34-37**  
**F 4 Michigan State.....W...39-37**  
 F 6 Purdue.....L...31-39  
 F 13 Northwestern.....L...27-37  
**F 18 Purdue (OT).....W...32-30**  
 F 20 Minnesota.....L...32-34  
**F 25 Ohio State.....L...38-46**  
**F 27 Minnesota.....W...35-25**  
 M 4 Chicago.....L...33-39

**1939-40**

Record: 5-15; Big Ten 3-9 (9th)

Coach: Harold Foster

**D 4 Carleton.....W...37-19**  
**D 9 Marquette.....W...46-39**  
 D 12 Notre Dame.....L...33-51  
 D 16 Marquette.....L...28-41  
 D 30 Nebraska (N1).....L...43-53  
**J 2 Stanford.....L...26-39**  
 J 6 Chicago.....W...20-18  
**J 8 Michigan.....L...39-44**  
 J 13 Purdue.....L...36-49  
**J 15 Indiana.....L...34-40**  
 F 3 Michigan State.....L...41-48  
**F 5 Butler.....L...46-50**  
 F 10 Iowa.....L...35-37

**F 12 Minnesota.....W...36-34**  
 F 17 Ohio State.....L...35-41  
 F 19 Illinois.....L...35-37  
**F 24 Purdue (OT).....L...45-48**  
 F 26 Minnesota.....L...39-44  
**M 2 Northwestern.....L...44-47**  
**M 4 Chicago.....W...46-31**  
 N1 — at Milwaukee

**1940-41**

NCAA CHAMPIONS  
 BIG TEN CHAMPIONS

Record: 20-3; Big Ten 11-1 (1st)

Coach: Harold Foster

**D 2 Ripon (N1).....W...39-20**  
**D 7 Marquette.....W...38-32**  
**D 14 Notre Dame.....W...44-43**  
**D 18 Pittsburgh.....L...34-36**  
 D 21 Marquette.....L...30-40  
 D 31 Princeton (N2).....W...52-40  
 J 4 Nebraska.....W...46-31  
 J 6 Minnesota.....L...27-44  
**J 11 Iowa.....W...49-35**  
**J 13 Purdue (OT).....W...48-42**  
 J 18 Michigan.....W...40-30  
 J 20 Chicago.....W...44-37  
**J 25 Ohio State.....W...46-31**  
**F 8 Butler.....W...59-55**  
 F 10 Northwestern (OT).....W...48-46  
**F 15 Illinois.....W...46-30**  
 F 17 Purdue.....W...43-42  
**F 22 Chicago.....W...65-25**  
 F 24 Indiana.....W...38-30  
**M 1 Minnesota.....W...42-32**

NCAA Tournament

(Eastern Regional, Madison, Wis.)

M 21 Dartmouth.....W...51-50  
 M 22 Pittsburgh.....W...36-30

NCAA Championship

(Kansas City, Mo.)

M 29 Washington State.....W...39-34  
 N1 — at Wisconsin Rapids  
 N2 — at Milwaukee

**1941-42**

Record: 14-7; Big Ten 10-5, (T2nd)

Coach: Harold Foster

**D 1 Carroll.....W...56-35**  
**D 6 Marquette.....W...35-34**  
**D 13 Notre Dame.....W...43-35**  
 D 20 Marquette.....W...36-25  
 D 31 Dartmouth (N1).....L...49-57  
**J 3 Illinois.....L...40-55**  
 J 5 Indiana.....L...34-38  
 J 10 Iowa.....L...45-49  
**J 12 Chicago.....W...56-24**  
 J 17 Northwestern (N2).....W...49-46  
**J 19 Michigan.....W...58-36**  
**J 24 Indiana.....W...42-36**  
**F 7 Great Lakes.....L...42-47**  
 F 9 Chicago.....W...54-20  
**F 14 Ohio State.....W...49-39**  
 F 16 Purdue.....L...34-40  
**F 21 Northwestern.....W...59-47**  
 F 23 Illinois.....L...43-45  
 F 28 Ohio State.....W...44-39  
 M 2 Minnesota.....W...49-47  
**M 7 Iowa.....W...62-45**  
 N1 — at Milwaukee  
 N2 — at Chicago Stadium

**1942-43**

Record: 12-9; Big Ten 6-6 (T4th)

Coach: Harold Foster

**D 5 Marquette.....W...45-36**  
**D 12 Camp Grant.....W...38-36**  
 D 14 Notre Dame (OT).....L...59-61  
 D 19 Marquette.....W...50-38  
**D 21 Oklahoma.....W...48-37**  
 D 31 Harvard (N1).....W...58-41  
**J 4 Hamline.....W...41-37**  
 J 9 Northwestern (N2).....W...67-65  
**J 11 Illinois.....L...40-52**  
 J 15 Michigan.....L...34-38  
 J 16 Michigan.....W...55-34  
 J 26 Great Lakes.....L...43-61  
**J 30 Minnesota.....W...54-33**  
**F 6 Great Lakes.....L...48-55**  
**F 8 Chicago.....W...74-30**  
**F 13 Indiana.....L...44-51**  
**F 15 Indiana.....W...57-53**  
 F 20 Illinois.....L...26-50  
**F 22 Northwestern.....L...54-56**  
 F 27 Purdue.....W...53-45  
 M 1 Minnesota.....L...34-48  
 N1 — at Milwaukee  
 N2 — at Chicago Stadium

**1943-44**

Record: 12-9; Big Ten 9-3 (T2nd)

Coach: Harold Foster

**N 29 DePaul Pre-Flight..W...28-25**  
**D 4 Marquette.....L...43-51**  
 D 11 Notre Dame.....L...31-41  
**D 13 Camp Grant.....L...40-51**  
 D 18 Marquette.....W...40-37  
 D 31 Notre Dame (N1).....W...47-45  
**J 3 Illinois (OT).....L...43-45**  
 J 7 Illinois.....W...43-38  
 J 8 Northwestern (N2).....L...38-60  
**J 14 Michigan.....W...50-41**  
**J 15 Michigan.....W...42-31**  
 J 29 Minnesota.....W...49-30  
**F 4 N'western (20T).....W...50-47**  
**F 7 Great Lakes.....L...40-63**  
 F 11 Indiana.....W...62-43  
 F 12 Indiana.....W...52-31  
**F 19 Purdue (OT).....L...50-52**  
**F 25 Minnesota.....W...50-33**  
 M 3 DePaul (N2).....L...35-48  
 M 4 Chicago.....W...74-46  
 M 5 Great Lakes.....L...47-63  
 N1 — at Milwaukee  
 N2 — at Chicago Stadium

**1944-45**

Record: 10-11; Big Ten 4-8 (T6th)

Coach: Harold Foster

**D 2 Lawrence.....W...48-22**  
**D 9 Marquette.....W...45-40**  
**D 16 Notre Dame.....L...46-57**  
**D 20 Iowa Pre-Flight.....W...51-43**  
 D 23 Marquette.....W...46-39  
 D 30 Missouri (N1).....W...52-37  
**J 6 Northwestern.....L...37-52**  
 J 8 Truax Field.....W...53-42  
**J 13 Minnesota.....W...46-37**  
**J 22 Great Lakes.....L...51-66**  
 J 27 Northwestern (N2).....W...44-43  
 J 29 Purdue.....L...34-45

Note: Home Games are listed in BOLD

F 2	Michigan.....	L.....	39-50
F 3	Ohio State.....	L.....	36-40
F 4	Great Lakes.....	L.....	49-59
<b>F 9</b>	<b>Ohio State.....</b>	<b>L.....</b>	<b>34-63</b>
<b>F 10</b>	<b>Michigan.....</b>	<b>W.....</b>	<b>55-44</b>
<b>F 17</b>	<b>Purdue.....</b>	<b>W.....</b>	<b>64-48</b>
F 19	Iowa.....	L.....	53-54
<b>F 24</b>	<b>Iowa.....</b>	<b>L.....</b>	<b>38-68</b>
M 3	Minnesota.....	L.....	50-54
N1	— at Milwaukee		
N2	— at Chicago Stadium		

**1945-46**

Record: 4-17; Big Ten 1-11 (9th)  
Coach: Harold Foster

<b>D 1</b>	<b>Carroll.....</b>	<b>W.....</b>	<b>67-25</b>
<b>D 3</b>	<b>Ripon.....</b>	<b>W.....</b>	<b>59-24</b>
<b>D 8</b>	<b>Marquette.....</b>	<b>W.....</b>	<b>42-32</b>
D 15	Notre Dame.....	L.....	51-65
<b>D 17</b>	<b>Great Lakes.....</b>	<b>L.....</b>	<b>47-54</b>
D 22	Marquette.....	L.....	41-62
D 23	Great Lakes.....	L.....	39-53
J 1	Illinois.....	L.....	31-56
J 5	Minnesota.....	L.....	45-59
J 7	Iowa.....	L.....	50-57
<b>J 12</b>	<b>Purdue.....</b>	<b>L.....</b>	<b>49-53</b>
J 26	Northwestern (N1).....	L.....	34-56
J 28	Purdue.....	L.....	46-59
<b>F 2</b>	<b>Michigan.....</b>	<b>W.....</b>	<b>58-57</b>
<b>F 9</b>	<b>Northwestern.....</b>	<b>L.....</b>	<b>58-63</b>
F 11	Michigan.....	L.....	56-66
<b>F 16</b>	<b>Iowa.....</b>	<b>L.....</b>	<b>39-44</b>
F 18	Illinois.....	L.....	53-72
<b>F 23</b>	<b>Michigan State.....</b>	<b>L.....</b>	<b>48-59</b>
M 1	Michigan State.....	L.....	52-56
M 4	Minnesota.....	L.....	57-58
N1	— at Chicago Stadium		

**1946-47**

**BIG TEN CHAMPIONS**  
Record: 16-6; Big Ten 9-3 (1st)  
Coach: Harold Foster

<b>D 2</b>	<b>Lawrence.....</b>	<b>W.....</b>	<b>61-43</b>
<b>D 7</b>	<b>Marquette.....</b>	<b>W.....</b>	<b>65-51</b>
D 9	Butler.....	W.....	60-52
<b>D 14</b>	<b>Notre Dame (OT).....</b>	<b>W.....</b>	<b>53-49</b>
<b>D 18</b>	<b>Oklahoma.....</b>	<b>L.....</b>	<b>40-56</b>
D 21	Marquette.....	L.....	47-55
<b>D 23</b>	<b>So. California.....</b>	<b>W.....</b>	<b>61-56</b>
<b>J 1</b>	<b>Illinois.....</b>	<b>W.....</b>	<b>53-47</b>
J 4	Iowa.....	W.....	63-62
<b>J 11</b>	<b>Indiana.....</b>	<b>W.....</b>	<b>70-49</b>
J 20	Michigan State.....	W.....	58-48
J 25	Illinois.....	L.....	37-63
<b>J 27</b>	<b>Northwestern.....</b>	<b>W.....</b>	<b>45-44</b>
<b>F 3</b>	<b>Iowa.....</b>	<b>W.....</b>	<b>60-53</b>
<b>F 8</b>	<b>Minnesota.....</b>	<b>W.....</b>	<b>60-51</b>
F 10	Michigan.....	W.....	52-51
F 15	Northwestern (N1).....	W.....	54-42
<b>F 22</b>	<b>Ohio State.....</b>	<b>L.....</b>	<b>56-57</b>
F 24	Purdue.....	W.....	72-60
M 1	Minnesota.....	L.....	55-58

NCAA Tournament  
(Eastern Regional, New York City)  
M 20 City College of NY..... L..... 56-70  
M 22 Navy..... W..... 50-49  
N1 — at Chicago Stadium

**1947-48**

Record: 12-8; Big Ten 7-5 (T3rd)  
Coach: Harold Foster

<b>D 6</b>	<b>Marquette.....</b>	<b>W.....</b>	<b>57-50</b>
<b>D 8</b>	<b>Butler.....</b>	<b>W.....</b>	<b>61-53</b>
<b>D 12</b>	<b>Pittsburgh.....</b>	<b>W.....</b>	<b>49-36</b>
D 19	California.....	L.....	61-73
D 20	California.....	L.....	44-59
D 22	Oklahoma.....	L.....	49-75
D 31	Marquette.....	W.....	67-60
<b>J 3</b>	<b>Illinois.....</b>	<b>W.....</b>	<b>52-47</b>
<b>J 5</b>	<b>Minnesota.....</b>	<b>W.....</b>	<b>59-50</b>
J 10	Indiana.....	W.....	58-54
<b>J 12</b>	<b>Iowa.....</b>	<b>W.....</b>	<b>60-51</b>
<b>J 17</b>	<b>Michigan.....</b>	<b>L.....</b>	<b>39-43</b>
<b>J 19</b>	<b>Purdue.....</b>	<b>W.....</b>	<b>49-44</b>
J 24	Illinois.....	L.....	36-57
F 7	Northwestern (N1).....	L.....	68-62
<b>F 9</b>	<b>Michigan State.....</b>	<b>W.....</b>	<b>51-39</b>
F 16	Ohio State.....	L.....	47-53
F 21	Iowa.....	L.....	40-62
<b>F 23</b>	<b>Northwestern.....</b>	<b>W.....</b>	<b>59-54</b>
M 1	Minnesota.....	L.....	41-46
N1	— at Chicago Stadium		

**1948-49**

Record: 12-10; Big Ten 5-7 (7th)  
Coach: Harold Foster

<b>D 1</b>	<b>Ripon.....</b>	<b>W.....</b>	<b>66-36</b>
<b>D 4</b>	<b>Marquette (OT).....</b>	<b>W.....</b>	<b>67-63</b>
<b>D 9</b>	<b>Missouri.....</b>	<b>W.....</b>	<b>58-42</b>
<b>D 11</b>	<b>Loyola (IL).....</b>	<b>L.....</b>	<b>37-40</b>
D 13	Notre Dame.....	L.....	54-60
D 21	Southern California.....	L.....	31-36
D 23	UCLA.....	W.....	49-46
D 31	Marquette.....	W.....	60-34
J 3	Illinois.....	L.....	50-62
<b>J 8</b>	<b>Creighton.....</b>	<b>W.....</b>	<b>75-39</b>
J 10	Minnesota.....	L.....	33-47
<b>J 15</b>	<b>Indiana.....</b>	<b>W.....</b>	<b>58-48</b>
<b>J 17</b>	<b>Ohio State.....</b>	<b>L.....</b>	<b>54-57</b>
<b>F 5</b>	<b>Illinois.....</b>	<b>L.....</b>	<b>54-61</b>
F 7	Michigan.....	L.....	38-40
F 12	Northwestern (N1).....	W.....	56-52
F 14	Purdue.....	L.....	48-53
F 19	Iowa.....	L.....	60-61
<b>F 21</b>	<b>Northwestern.....</b>	<b>W.....</b>	<b>57-46</b>
<b>F 26</b>	<b>Western Ontario.....</b>	<b>W.....</b>	<b>79-45</b>
<b>F 28</b>	<b>Iowa.....</b>	<b>W.....</b>	<b>70-47</b>
<b>M 5</b>	<b>Minnesota.....</b>	<b>W.....</b>	<b>45-43</b>
N1	— at Chicago Stadium		

**1949-50**

Record: 17-5; Big Ten 9-3 (2nd)  
Coach: Harold Foster

<b>D 3</b>	<b>Marquette.....</b>	<b>W.....</b>	<b>63-48</b>
<b>D 6</b>	<b>Kansas State.....</b>	<b>W.....</b>	<b>56-48</b>
<b>D 8</b>	<b>Oregon State.....</b>	<b>L.....</b>	<b>36-49</b>
D 10	Loyola (IL).....	L.....	68-55
<b>D 13</b>	<b>Notre Dame.....</b>	<b>W.....</b>	<b>56-48</b>
D 17	Marquette.....	W.....	62-45
D 20	Missouri.....	L.....	48-50
D 28	Rutgers (N1).....	W.....	68-55
<b>D 30</b>	<b>UCLA.....</b>	<b>W.....</b>	<b>54-52</b>
<b>J 2</b>	<b>Illinois.....</b>	<b>W.....</b>	<b>59-50</b>
J 7	Indiana.....	L.....	59-61
<b>J 14</b>	<b>Michigan.....</b>	<b>W.....</b>	<b>53-41</b>
<b>J 16</b>	<b>Minnesota.....</b>	<b>W.....</b>	<b>57-54</b>

F 4	Ohio State.....	L.....	47-61
F 6	Michigan State.....	W.....	66-47
F 11	Northwestern (N2).....	W.....	66-59
F 13	Iowa (OT).....	W.....	66-62
<b>F 18</b>	<b>Iowa.....</b>	<b>W.....</b>	<b>53-44</b>
<b>F 20</b>	<b>Purdue.....</b>	<b>W.....</b>	<b>56-45</b>
F 25	Illinois.....	L.....	58-76
<b>F 27</b>	<b>Northwestern.....</b>	<b>W.....</b>	<b>67-53</b>
M 4	Minnesota.....	W.....	60-54
N1	— at Iowa City, Iowa		
N2	— at Chicago Stadium		

**1950-51**

Record: 10-12; Big Ten 7-7 (T4th)  
Coach: Harold Foster

<b>D 2</b>	<b>Marquette.....</b>	<b>W.....</b>	<b>49-42</b>
<b>D 8</b>	<b>Loyola (IL).....</b>	<b>L.....</b>	<b>51-54</b>
D 11	Notre Dame.....	L.....	61-67
D 16	Marquette.....	L.....	58-61
D 18	Kansas State.....	L.....	58-77
D 19	St. Louis (OT).....	L.....	48-53
<b>D 28</b>	<b>San Jose State.....</b>	<b>W.....</b>	<b>75-59</b>
<b>J 1</b>	<b>Illinois (OT).....</b>	<b>L.....</b>	<b>69-71</b>
J 6	Michigan.....	W.....	61-52
J 8	Michigan State.....	W.....	53-52
J 13	Ohio State.....	W.....	74-67
<b>J 15</b>	<b>Northwestern.....</b>	<b>W.....</b>	<b>68-56</b>
<b>F 1</b>	<b>Butler.....</b>	<b>W.....</b>	<b>60-35</b>
F 3	Minnesota.....	W.....	47-44
<b>F 5</b>	<b>Ohio State.....</b>	<b>W.....</b>	<b>56-51</b>
F 10	Illinois.....	L.....	52-63
F 12	Purdue.....	L.....	46-62
<b>F 17</b>	<b>Iowa.....</b>	<b>L.....</b>	<b>60-73</b>
<b>F 24</b>	<b>Michigan State.....</b>	<b>W.....</b>	<b>35-29</b>
<b>F 26</b>	<b>Michigan.....</b>	<b>L.....</b>	<b>50-52</b>
<b>M 3</b>	<b>Purdue.....</b>	<b>L.....</b>	<b>61-64</b>
M 5	Indiana.....	L.....	58-68

**1951-52**

Record: 10-12; Big Ten 5-9 (7th)  
Coach: Harold Foster

<b>D 1</b>	<b>Marquette.....</b>	<b>W.....</b>	<b>48-46</b>
<b>D 8</b>	<b>Notre Dame.....</b>	<b>L.....</b>	<b>53-63</b>
<b>D 13</b>	<b>Loyola (LA).....</b>	<b>W.....</b>	<b>66-47</b>
<b>D 17</b>	<b>St. Louis.....</b>	<b>W.....</b>	<b>55-54</b>
D 22	Marquette.....	L.....	47-51
D 27	Oregon (N1).....	W.....	82-77
D 28	California (N1).....	L.....	49-68
<b>J 5</b>	<b>Purdue.....</b>	<b>L.....</b>	<b>64-79</b>
J 7	Illinois.....	L.....	49-53
<b>J 12</b>	<b>Ohio State.....</b>	<b>W.....</b>	<b>58-51</b>
J 19	Northwestern.....	W.....	74-58
J 21	Michigan State.....	L.....	39-50
F 6	Butler.....	W.....	62-60
<b>F 9</b>	<b>Minnesota.....</b>	<b>L.....</b>	<b>47-54</b>
F 11	Purdue.....	L.....	67-78
<b>F 16</b>	<b>Michigan State.....</b>	<b>L.....</b>	<b>55-57</b>
F 18	Michigan.....	L.....	55-56
<b>F 23</b>	<b>Indiana.....</b>	<b>L.....</b>	<b>48-63</b>
<b>F 25</b>	<b>Michigan.....</b>	<b>W.....</b>	<b>69-53</b>
M 1	Ohio State.....	L.....	56-69
M 3	Iowa.....	W.....	78-75
<b>M 8</b>	<b>Illinois.....</b>	<b>W.....</b>	<b>58-48</b>
N1	— at San Francisco		

Note: Home Games are listed in BOLD

1952-53

Record: 13-9; Big Ten 10-8 (5th)  
Coach: Harold Foster

<b>D 5 Marquette</b> ..... W ... <b>76-55</b>
D 8 Loyola (LA)..... W.....81-60
<b>D 15 Iowa</b> ..... W ... <b>75-70</b>
D 20 Purdue..... L.....59-65
<b>D 26 California</b> ..... W ... <b>64-57</b>
D 27 Oregon (N1)..... L.....64-66
D 29 Iowa..... L.....66-83
<b>J 3 Purdue</b> ..... W ... <b>50-46</b>
J 5 Minnesota..... L.....53-64
J 10 Illinois..... L.....61-71
<b>J 12 Minnesota</b> ..... W ... <b>76-74</b>
J 17 Northwestern.....W.....78-56
<b>J 19 Ohio State</b> ..... W ... <b>64-51</b>
<b>F 7 Illinois</b> ..... L.....61-65
F 9 Indiana..... L.....48-66
<b>F 14 Michigan</b> ..... W ... <b>75-63</b>
<b>F 16 Indiana</b> ..... L.....70-72
F 21 Michigan.....W.....74-52
F 23 Michigan State.....L.....45-53
F 28 Ohio State.....W.....69-63
<b>M 7 Northwestern</b> ..... W ... <b>74-58</b>
<b>M 9 Michigan State</b> ..... W ... <b>58-51</b>

N1 — at Iowa City, Iowa

1953-54

Record: 12-10; Big Ten 6-8 (T5th)  
Coach: Harold Foster

<b>D 1 Butler</b> ..... W ... <b>70-54</b>
D 4 Marquette.....W.....64-56
D 7 Loyola (IL).....W.....75-54
<b>D 12 Missouri</b> ..... W ... <b>64-53</b>
<b>D 14 Oklahoma</b> ..... L.....65-69
D 19 LSU.....W.....82-66
D 21 Tulane (OT)..... L.....55-57
<b>D 28 Denver</b> ..... W ... <b>67-48</b>
<b>J 2 Purdue</b> ..... W ... <b>66-57</b>
J 4 Indiana.....L.....67-70
J 9 Iowa..... L.....54-71
<b>J 11 Northwestern</b> ..... W ... <b>64-47</b>
<b>J 16 Indiana</b> ..... L.....74-90
J 18 Michigan State.....W.....57-53
F 6 Ohio State.....W.....79-73
<b>F 13 Illinois (OT)</b> ..... L.....64-70
<b>F 15 Minnesota</b> ..... L.....68-78
<b>F 20 Michigan</b> ..... W ... <b>77-56</b>
F 22 Illinois..... L.....64-66
F 27 Purdue..... L.....66-71
<b>M 1 Michigan State</b> ..... W ... <b>79-56</b>
M 6 Minnesota..... L.....73-78

1954-55

Record: 10-12; Big Ten 5-9 (T6th)  
Coach: Harold Foster

D 4 Notre Dame..... L.....61-72
<b>D 6 Western Michigan</b> ..... W ... <b>80-68</b>
D 11 Oklahoma.....W.....77-66
D 13 Missouri.....L.....56-67
<b>D 18 LSU</b> ..... W ... <b>107-68</b>
<b>D 20 Tulane</b> ..... L.....66-69
<b>D 29 Princeton</b> ..... W ... <b>66-64</b>
J 1 Illinois.....W.....79-64
<b>J 3 Iowa</b> ..... L.....69-86
J 8 Michigan State.....L.....77-94
J 10 Michigan..... L.....63-90

<b>J 15 Indiana</b> ..... W ... <b>77-66</b>
J 17 Butler.....W.....57-53
<b>F 5 Michigan State</b> ..... L..... <b>70-73</b>
F 7 Indiana..... L.....58-65
<b>F 12 Ohio State</b> ..... W ... <b>86-63</b>
F 14 Purdue..... L.....63-75
<b>F 19 Illinois</b> ..... L.....71-99
<b>F 21 Minnesota</b> ..... L.....69-71
F 26 Northwestern.....L.....72-80
<b>F 28 Purdue</b> ..... W ... <b>75-73</b>
M 5 Minnesota.....W.....78-72

1955-56

Record: 6-16; Big Ten 4-10 (T8th)  
Coach: Harold Foster

<b>D 1 Butler</b> ..... L.....63-67
D 5 Notre Dame.....W.....70-66
<b>D 10 Kansas</b> ..... L.....66-74
<b>D 12 So. Methodist</b> ..... L.....62-75
<b>D 19 Nebraska</b> ..... W ... <b>71-52</b>
D 28 Washington.....L.....53-54
D 29 California..... L.....55-62
D 30 Stanford..... L.....53-65
<b>J 2 Purdue</b> ..... L.....66-78
<b>J 7 Indiana</b> ..... L.....71-75
J 9 Illinois (8).....L.....77-96
J 14 Ohio State (7) (2OT).....L.....98-100
<b>J 16 Michigan</b> ..... W ... <b>69-58</b>
F 4 Northwestern.....W.....79-55
<b>F 6 Iowa</b> ..... L.....74-78
<b>F 11 Minnesota</b> ..... L.....71-77
F 13 Indiana.....W.....69-67
F 18 Iowa.....L.....66-80
<b>F 20 Ohio State</b> ..... L.....71-79
F 25 Michigan..... L.....68-78
F 27 Michigan State.....L.....82-89
<b>M 3 Northwestern</b> ..... W ... <b>76-70</b>

1956-57

Record: 5-17; Big Ten 3-11 (9th)  
Coach: Harold Foster

<b>D 1 South Dakota (OT)</b> .... L.....56-58
D 3 Butler.....L.....50-54
<b>D 8 Notre Dame</b> ..... L.....55-75
D 10 Nebraska..... L.....51-53
<b>D 15 Washington U.</b> ..... W ... <b>41-38</b>
D 20 Bradley..... L.....62-74
D 22 Kansas (1)..... L.....62-83
<b>D 29 Yale</b> ..... W ... <b>64-46</b>
J 5 Northwestern.....L.....54-75
J 7 Indiana.....L.....68-79
<b>J 12 Illinois (10)</b> ..... L.....63-79
J 14 Michigan.....L.....62-71
<b>J 19 Iowa</b> ..... L.....47-70
<b>J 21 Ohio State</b> ..... L.....64-67
<b>F 11 Michigan</b> ..... W ... <b>70-65</b>
F 16 Ohio State..... L.....50-63
F 18 Minnesota..... L.....53-85
<b>F 23 Indiana</b> ..... L.....74-85
<b>F 25 Michigan State</b> ..... L.....62-78
M 2 Purdue..... L.....66-85
<b>M 4 Northwestern</b> ..... W ... <b>82-69</b>
M 9 Iowa.....W.....60-59

1957-58

Record: 8-14; Big Ten 3-11 (10th)  
Coach: Harold Foster

<b>D 2 South Dakota</b> ..... W ... <b>63-56</b>
<b>D 7 Notre Dame</b> ..... L.....53-75
D 9 Washington U.....W.....43-33
<b>D 16 Rice</b> ..... W ... <b>67-62</b>
<b>D 19 Butler</b> ..... W ... <b>59-58</b>
D 27 New Mexico (N1).....W.....61-59
D 28 Wyoming (N1)..... L.....65-93
D 30 Utah..... L.....70-72
<b>J 4 Illinois</b> ..... L.....59-64
J 6 Michigan..... L.....49-70
<b>J 11 Ohio State</b> ..... W ... <b>67-64</b>
J 13 Illinois.....W.....71-70
J 18 Purdue..... L.....47-62
<b>J 20 Michigan State</b> ..... W ... <b>66-52</b>
<b>F 8 Minnesota</b> ..... L.....66-71
<b>F 10 Indiana</b> ..... L.....87-93
<b>F 15 Purdue</b> ..... L.....76-81
F 17 Iowa..... L.....61-74
F 22 Michigan State.....L.....59-93
F 24 Minnesota..... L.....63-71
M 1 Northwestern..... L.....65-82
<b>M 3 Michigan</b> ..... L.....65-72

N1 — New Mexico Classic, Albuquerque

1958-59

Record: 3-19; Big Ten 1-13 (10th)  
Coach: Harold Foster

<b>D 2 Marquette</b> ..... L.....47-76
D 6 Rice..... L.....37-78
D 8 Southern Methodist.....L.....63-81
<b>D 13 Notre Dame</b> ..... W ... <b>56-54</b>
<b>D 15 Missouri</b> ..... W ... <b>68-60</b>
<b>D 19 Washington</b> ..... L.....48-62
D 20 California (N1)..... L.....53-68
D 30 Butler..... L.....55-69
J 3 Minnesota..... L.....66-79
<b>J 5 Illinois</b> ..... L.....51-77
J 10 Purdue..... L.....61-84
<b>J 12 Michigan</b> ..... L.....74-84
<b>F 2 Michigan State (7)</b> ... L.....57-88
F 7 Ohio State..... L.....72-78
<b>F 9 Purdue</b> ..... W ... <b>91-86</b>
<b>F 14 Iowa</b> ..... L.....84-94
F 16 Illinois..... L.....54-93
<b>F 21 Minnesota</b> ..... L.....50-69
F 23 Michigan..... L.....63-87
<b>F 28 Northwestern</b> ..... L.....82-86
M 2 Michigan State (6).....L.....73-93
M 7 Indiana..... L.....71-97

N1 — at Iowa City, Iowa

1959-60

Record: 8-16; Big Ten 4-10 (9th)  
Coach: John Erickson

<b>D 1 Butler</b> ..... L.....82-88
<b>D 5 Iowa State</b> ..... L.....53-71
D 7 Notre Dame..... L.....58-78
<b>D 12 Loyola (IL)</b> ..... W ... <b>85-67</b>
D 14 Missouri..... L.....66-78
D 19 Marquette..... L.....66-84
<b>D 21 Stanford</b> ..... W ... <b>61-60</b>
D 26 Boston College (N1).....W.....95-82
D 28 Canisius (N1)..... L.....65-80
<b>J 2 Michigan State</b> ..... L.....79-91
<b>J 4 Iowa</b> ..... L.....64-71
J 9 Purdue..... L.....69-99

Note: Home Games are listed in BOLD

**J 11 Northwestern**..... L...69-77  
**J 27 North Dakota**..... W...92-80  
**J 30 Minnesota**..... L...72-86  
**F 6 Indiana**..... L...85-97  
**F 8 Ohio State (4)**..... L...69-106  
**F 13 Indiana**..... L...71-91  
**F 15 Iowa**..... W...63-58  
**F 20 Illinois**..... W...75-63  
**F 22 Michigan (OT)**..... W...88-82  
**F 27 Ohio State (2)**..... L...68-93  
**F 29 Northwestern**..... L...59-73  
**M 5 Purdue**..... W...89-80  
**N1** — Queen City Tournament, Buffalo, N.Y.

**1960-61**

Record: 7-17; Big Ten 4-10 (8th)  
 Coach: John Erickson  
**D 1 Butler**..... L...58-73  
**D 3 Air Force**..... W...80-67  
**D 5 Iowa State**..... L...76-88  
**D 10 Marquette**..... W...55-51  
**D 17 Bradley (2)**..... L...66-88  
**D 20 Nevada**..... W...89-56  
**D 28 Oregon State (N1)**..... L...54-56  
**D 29 Portland (N1) (OT)**..... L...71-79  
**D 30 Washington St. (N1)**..... L...72-78  
**J 7 Michigan State**..... W...74-71  
**J 9 Iowa (6)**..... L...68-76  
**J 28 Loyola (IL)**..... L...79-87  
**J 30 Ohio State (1)**..... L...68-100  
**F 4 Purdue**..... L...58-69  
**F 6 Illinois**..... L...73-77  
**F 11 Northwestern**..... L...52-54  
**F 13 Iowa (9)**..... L...61-63  
**F 18 Indiana**..... L...84-98  
**F 20 Minnesota**..... W...83-75  
**F 25 Ohio State (1)**..... L...74-97  
**F 27 Michigan**..... W...76-68  
**M 4 Northwestern**..... W...75-61  
**M 6 Indiana**..... L...69-80  
**M 11 Purdue**..... L...81-88  
**N1** — Far West Classic, Portland, Ore.

**1961-62**

Record: 17-7; Big Ten 10-4 (2nd)  
 Coach: John Erickson  
**D 2 South Dakota**..... W...99-63  
**D 4 Florida State**..... W...64-63  
**D 9 Cincinnati**..... L...67-86  
**D 11 Washington U.**..... W...91-63  
**D 16 Pacific**..... W...92-68  
**D 20 Marquette**..... L...75-92  
**D 26 Providence (N1)**..... W...95-84  
**D 28 Dayton (N1)**..... W...105-93  
**D 30 Cincinnati (N1) (2)**..... L...71-101  
**J 6 Iowa**..... W...91-79  
**J 8 Michigan State**..... W...83-78  
**J 23 North Dakota St.**..... W...102-50  
**J 27 Purdue**..... W...89-86  
**J 29 Illinois**..... W...85-81  
**F 3 Minnesota**..... W...94-88  
**F 5 Michigan**..... L...74-81  
**F 10 Michigan State**..... W...77-72  
**F 12 Indiana**..... W...105-94  
**F 17 Michigan**..... L...65-84  
**F 19 Illinois**..... W...103-101  
**F 24 Northwestern**..... W...65-64  
**F 26 Minnesota**..... L...90-92  
**M 3 Ohio State (1)**..... W...86-67  
**M 10 Iowa**..... L...64-81  
**N1** — ECAC Holiday Festival, New York City

**1962-63**

Record: 14-10; Big Ten 7-7 (6th)  
 Coach: John Erickson  
**D 1 Air Force**..... W...72-64  
**D 3 Arizona**..... L...46-51  
**D 8 Texas-El Paso**..... W...73-59  
**D 10 Indiana State**..... L...86-87  
**D 15 Miami (OH)**..... W...84-58  
**D 19 Marquette**..... W...76-58  
**D 22 UCLA**..... L...63-77  
**D 28 Utah (N1)**..... W...94-72  
**D 29 Marquette (N1)**..... W...70-56  
**J 5 Purdue**..... W...74-66  
**J 12 Michigan State**..... L...68-75  
**J 14 Iowa**..... L...56-65  
**J 26 St. John's (NY)**..... W...85-52  
**F 2 Minnesota**..... L...68-69  
**F 4 Michigan**..... W...81-78  
**F 9 Ohio State**..... L...70-94  
**F 11 Illinois (4)**..... W...84-77  
**F 16 Northwestern**..... W...78-65  
**F 18 Minnesota**..... L...48-72  
**F 23 Illinois (6)**..... L...77-89  
**F 25 Indiana**..... W...102-96  
**M 2 Michigan State (OT)**..... W...92-89  
**M 4 Iowa**..... W...75-69  
**M 9 Michigan**..... L...80-82  
**N1** — Milwaukee Classic

**1963-64**

Record: 8-16; Big Ten 2-12 (10th)  
 Coach: John Erickson  
**D 2 Kent**..... W...88-77  
**D 7 Ohio**..... L...76-77  
**D 10 Pittsburgh**..... W...85-83  
**D 14 Cincinnati (6)**..... L...60-65  
**D 17 Gonzaga**..... W...115-71  
**D 20 Kentucky (N1) (2)**..... L...85-108  
**D 21 Princeton (N1) (OT)**..... L...87-90  
**D 27 Dartmouth (N2)**..... W...94-68  
**D 28 Georgia Tech (N2)**..... W...104-84  
**J 4 Ohio State (8)**..... L...85-101  
**J 6 Michigan State**..... L...90-106  
**J 11 Northwestern**..... L...63-76  
**J 13 Iowa**..... W...79-61  
**J 28 Marquette**..... W...72-68  
**F 1 Minnesota**..... L...92-111  
**F 8 Purdue**..... W...81-80  
**F 11 Northwestern**..... L...64-72  
**F 15 Ohio State**..... L...74-82  
**F 17 Indiana (20T)**..... L...80-82  
**F 22 Michigan (2)**..... L...59-103  
**F 24 Indiana**..... L...82-108  
**F 29 Purdue**..... L...83-97  
**M 2 Minnesota**..... L...96-105  
**M 7 Illinois**..... L...73-97  
**N1** — Kentucky Invitational, Lexington  
**N2** — Milwaukee Classic

**1964-65**

Record: 9-13; Big Ten 4-10 (8th)  
 Coach: John Erickson  
**D 1 Houston**..... W...76-65  
**D 8 Pittsburgh**..... W...80-63  
**D 12 Bowling Green**..... W...87-56  
**D 15 Illinois**..... L...56-70  
**D 18 Boston College (N1)**..... L...85-86  
**D 19 Marquette (N1)**..... L...61-62  
**D 26 Boston College (N2)**..... W...70-69

**J 4 Iowa**..... L...62-92  
**J 9 Minnesota**..... L...57-81  
**J 11 Purdue**..... W...76-66  
**J 13 Marquette**..... L...58-59  
**J 30 Ohio State**..... L...86-98  
**F 1 Notre Dame**..... W...98-90  
**F 6 Ohio State**..... L...71-73  
**F 13 Purdue**..... L...74-83  
**F 16 Minnesota (9)**..... L...91-101  
**F 20 Indiana (7)**..... L...87-101  
**F 23 Northwestern (OT)**... W...93-87  
**F 27 Michigan State**..... W...99-89  
**M 2 Michigan (1)**..... L...75-98  
**M 6 Northwestern**..... W...88-76  
**M 8 Indiana**..... L...73-92  
**N1** — Milwaukee Classic  
**N2** — Rainbow Classic, Honolulu

**1965-66**

Record: 11-13; Big Ten 6-8 (7th)  
 Coach: John Erickson  
**D 1 Nebraska**..... L...88-101  
**D 4 Notre Dame**..... W...97-79  
**D 11 Houston**..... L...57-82  
**D 14 Illinois**..... L...70-90  
**D 17 Washington (N1)**..... L...67-81  
**D 18 West Virginia (N1)**..... L...93-101  
**D 20 Montana**..... W...76-72  
**D 22 Cincinnati**..... L...74-87  
**D 29 Pennsylvania**..... W...84-70  
**J 3 Marquette**..... W...73-72  
**J 8 Iowa (7)**..... W...69-68  
**J 11 Illinois**..... L...64-80  
**J 27 Hardin-Simmons**..... W...83-63  
**J 29 Michigan**..... L...67-69  
**J 31 Ohio State (OT)**..... L...81-87  
**F 5 Michigan State**..... L...65-79  
**F 7 Indiana**..... W...79-78  
**F 12 Michigan (10)**..... L...102-120  
**F 19 Michigan State**..... W...78-77  
**F 21 Northwestern**..... L...65-76  
**F 26 Iowa**..... L...70-80  
**F 28 Northwestern**..... W...90-62  
**M 5 Purdue**..... W...69-68  
**M 7 Minnesota**..... W...87-74  
**#** — Milwaukee Classic

**1966-67**

Record: 13-11; Big Ten 8-6 (4th)  
 Coach: John Erickson  
**D 3 Cincinnati (10) (OT)**... L...70-77  
**D 10 Bowling Green**..... L...69-81  
**D 13 Iowa State**..... W...80-73  
**D 16 Fordham (N1)**..... W...67-66  
**D 17 South Carolina (N1)**..... W...88-84  
**D 19 Illinois**..... L...74-87  
**D 28 UCLA (N2) (1)**..... L...56-100  
**D 29 Michigan (N2)**..... L...88-98  
**D 30 Arizona (N2)**..... W...104-77  
**J 4 Marquette**..... L...60-66  
**J 7 Purdue**..... W...79-76  
**J 10 Michigan**..... W...98-90  
**J 25 South Dakota**..... W...94-53  
**J 28 Michigan State**..... L...61-68  
**F 4 Ohio State (OT)**..... L...84-90  
**F 11 Indiana**..... L...81-93  
**F 14 Minnesota**..... W...85-75  
**F 18 Iowa (30T)**..... W...96-95  
**F 21 Northwestern**..... W...110-94  
**F 25 Michigan State**..... W...68-64

Note: Home Games are listed in BOLD

F 28	Northwestern.....	L.....	82-91
M 4	Michigan (N3).....	W.....	80-79
<b>M 7 Iowa (OT).....</b>	<b>L.....</b>	<b>L.....</b>	<b>87-90</b>
<b>M 11 Illinois.....</b>	<b>W.....</b>	<b>W.....</b>	<b>102-92</b>
N1	— Milwaukee Classic		
N2	— Los Angeles Classic		
N3	— at Detroit		

**1967-68**

Record: 13-11; Big Ten 7-7 (5th)

Coach: John Erickson

<b>D 2 DePauw.....</b>	<b>W.....</b>	<b>W.....</b>	<b>90-68</b>
<b>D 5 Notre Dame.....</b>	<b>L.....</b>	<b>L.....</b>	<b>73-81</b>
<b>D 9 SMU.....</b>	<b>W.....</b>	<b>W.....</b>	<b>120-82</b>
D 15	LSU (N1).....	W.....	96-94
D 16	Marquette (N1).....	W.....	70-62
<b>D 20 Florida.....</b>	<b>W.....</b>	<b>W.....</b>	<b>86-81</b>
D 27	Pennsylvania (N2).....	W.....	86-67
D 28	Temple (N2).....	L.....	80-82
D 29	Duquesne (N2).....	L.....	66-76
<b>J 6 Michigan.....</b>	<b>W.....</b>	<b>W.....</b>	<b>77-75</b>
J 9	Purdue.....	L.....	79-99
J 11	Marquette.....	L.....	56-71
<b>J 16 Michigan State.....</b>	<b>W.....</b>	<b>W.....</b>	<b>70-68</b>
J 30	Minnesota.....	W.....	72-62
F 3	Ohio State.....	L.....	64-86
<b>F 6 Illinois.....</b>	<b>L.....</b>	<b>L.....</b>	<b>60-68</b>
<b>F 10 Indiana.....</b>	<b>W.....</b>	<b>W.....</b>	<b>95-83</b>
<b>F 12 Ohio State.....</b>	<b>W.....</b>	<b>W.....</b>	<b>86-78</b>
F 17	Iowa.....	L.....	61-69
F 24	Michigan State.....	L.....	77-87
<b>F 27 Minnesota.....</b>	<b>W.....</b>	<b>W.....</b>	<b>94-82</b>
<b>M 2 Purdue.....</b>	<b>W.....</b>	<b>W.....</b>	<b>104-84</b>
M 5	Indiana.....	L.....	85-93
M 9	Northwestern.....	L.....	75-77
N1	— Milwaukee Classic		
N2	— Quaker City Classic, Philadelphia		

**1968-69**

Record: 11-13; Big Ten 5-9 (T8th)

Coach: John Powless

N 30	Nebraska.....	L.....	55-68
<b>D 3 Kansas (4).....</b>	<b>W.....</b>	<b>W.....</b>	<b>67-62</b>
<b>D 7 North Dakota.....</b>	<b>W.....</b>	<b>W.....</b>	<b>94-48</b>
D 11	Notre Dame (7).....	L.....	56-57
<b>D 14 Northern Illinois.....</b>	<b>W.....</b>	<b>W.....</b>	<b>69-67</b>
D 21	Florida.....	L.....	66-71
D 27	Ohio (N1).....	W.....	74-68
D 28	Marquette (N1).....	L.....	56-59
D 31	Kentucky (N2) (3).....	W.....	69-65
<b>J 4 Purdue.....</b>	<b>L.....</b>	<b>L.....</b>	<b>80-86</b>
J 7	Michigan State.....	L.....	67-77
J 11	Ohio State (16).....	L.....	69-84
<b>J 14 Minnesota.....</b>	<b>W.....</b>	<b>W.....</b>	<b>68-61</b>
<b>J 28 Marquette (16).....</b>	<b>W.....</b>	<b>W.....</b>	<b>56-50</b>
F 1	Illinois (7).....	L.....	73-86
<b>F 4 Indiana.....</b>	<b>L.....</b>	<b>L.....</b>	<b>63-65</b>
<b>F 8 Ohio State (12).....</b>	<b>W.....</b>	<b>W.....</b>	<b>77-73</b>
F 11	Minnesota.....	W.....	69-63
F 15	Purdue (8).....	L.....	69-87
<b>F 22 Michigan State.....</b>	<b>W.....</b>	<b>W.....</b>	<b>76-64</b>
F 25	Indiana.....	L.....	84-101
M 1	Michigan.....	L.....	79-84
<b>M 4 Northwestern.....</b>	<b>L.....</b>	<b>L.....</b>	<b>70-72</b>
<b>M 8 Iowa.....</b>	<b>W.....</b>	<b>W.....</b>	<b>84-74</b>
N1	— Milwaukee Classic		
N2	— at Chicago Stadium		

**1969-70**

Record: 10-14; Big Ten 5-9 (T6th)

Coach: John Powless

<b>D 1 Ball State.....</b>	<b>W.....</b>	<b>W.....</b>	<b>88-74</b>
D 6	Southern Methodist.....	W.....	78-76
D 8	Kansas.....	L.....	60-76
<b>D 13 Southern Illinois.....</b>	<b>L.....</b>	<b>L.....</b>	<b>69-74</b>
D 16	Iowa State.....	L.....	73-84
<b>D 20 Pittsburgh.....</b>	<b>W.....</b>	<b>W.....</b>	<b>85-71</b>
D 26	Utah State (N1).....	W.....	81-74
D 27	Marquette (N1).....	L.....	43-64
<b>J 3 Illinois.....</b>	<b>L.....</b>	<b>L.....</b>	<b>69-74</b>
J 6	Purdue.....	L.....	74-90
<b>J 10 Iowa.....</b>	<b>L.....</b>	<b>L.....</b>	<b>74-92</b>
<b>J 13 Minnesota.....</b>	<b>W.....</b>	<b>W.....</b>	<b>90-84</b>
J 27	Marquette (7).....	L.....	51-60
<b>J 31 Ohio (13).....</b>	<b>W.....</b>	<b>W.....</b>	<b>72-69</b>
F 3	Illinois (14).....	W.....	66-65
<b>F 7 Michigan State.....</b>	<b>W.....</b>	<b>W.....</b>	<b>89-79</b>
F 10	Iowa (14).....	L.....	100-119
<b>F 14 Michigan.....</b>	<b>W.....</b>	<b>W.....</b>	<b>84-74</b>
<b>F 17 Indiana.....</b>	<b>L.....</b>	<b>L.....</b>	<b>77-89</b>
F 21	Northwestern.....	L.....	75-82
<b>F 24 Ohio State.....</b>	<b>L.....</b>	<b>L.....</b>	<b>86-98</b>
F 28	Michigan.....	W.....	90-86
<b>M 3 Northwestern.....</b>	<b>L.....</b>	<b>L.....</b>	<b>82-87</b>
M 7	Ohio State.....	L.....	87-96
N1	— Milwaukee Classic		

**1970-71**

Record: 9-15; Big Ten 4-10 (T7th)

Coach: John Powless

<b>D 1 Eastern Illinois.....</b>	<b>W.....</b>	<b>W.....</b>	<b>102-84</b>
<b>D 5 Michigan Tech.....</b>	<b>W.....</b>	<b>W.....</b>	<b>114-70</b>
D 8	Pittsburgh.....	L.....	76-81
<b>D 12 Loyola (LA).....</b>	<b>W.....</b>	<b>W.....</b>	<b>94-83</b>
D 15	Ohio.....	L.....	80-81
<b>D 19 Tulane.....</b>	<b>W.....</b>	<b>W.....</b>	<b>96-77</b>
D 29	Texas (N1).....	W.....	89-73
D 30	Marquette (N1) (3).....	L.....	69-72
<b>J 9 Michigan.....</b>	<b>L.....</b>	<b>L.....</b>	<b>89-90</b>
J 12	Illinois.....	L.....	82-84
J 16	Ohio State.....	L.....	69-83
<b>J 19 Northwestern.....</b>	<b>W.....</b>	<b>W.....</b>	<b>87-72</b>
<b>F 2 Marquette (1).....</b>	<b>L.....</b>	<b>L.....</b>	<b>75-89</b>
<b>F 6 Iowa.....</b>	<b>L.....</b>	<b>L.....</b>	<b>91-93</b>
F 9	Southern Illinois.....	L.....	75-86
F 13	Northwestern.....	L.....	91-101
<b>F 16 Ohio State (20).....</b>	<b>L.....</b>	<b>L.....</b>	<b>71-79</b>
F 20	Michigan State.....	L.....	78-97
<b>F 23 Illinois.....</b>	<b>W.....</b>	<b>W.....</b>	<b>88-84</b>
F 27	Iowa.....	W.....	89-83
<b>M 2 Indiana (T18) (20T).....</b>	<b>W.....</b>	<b>W.....</b>	<b>94-87</b>
M 6	Minnesota.....	L.....	98-104
<b>M 9 Purdue.....</b>	<b>L.....</b>	<b>L.....</b>	<b>77-81</b>
M 13	Michigan.....	L.....	73-93
N1	— Milwaukee Classic		

**1971-72**

Record: 13-11; Big Ten 6-8 (T5th)

Coach: John Powless

<b>J 1 Michigan Tech.....</b>	<b>W.....</b>	<b>W.....</b>	<b>107-74</b>
D 4	Tulane.....	L.....	70-72
D 6	Loyola (LA).....	W.....	67-66
<b>D 8 DePauw.....</b>	<b>W.....</b>	<b>W.....</b>	<b>92-69</b>
<b>D 11 Northern Michigan.....</b>	<b>W.....</b>	<b>W.....</b>	<b>104-65</b>
<b>D 13 Florida Tech.....</b>	<b>W.....</b>	<b>W.....</b>	<b>90-58</b>
<b>D 18 Pittsburgh.....</b>	<b>W.....</b>	<b>W.....</b>	<b>80-63</b>

D 27	Marshall (N1) (17).....	L.....	83-85
D 28	Georgetown (N1).....	W.....	82-62
J 3	Marquette (2).....	L.....	60-72
<b>J 8 Iowa.....</b>	<b>W.....</b>	<b>W.....</b>	<b>81-80</b>
J 11	Michigan State.....	L.....	76-83
J 15	Indiana (17) (OT).....	W.....	66-64
<b>J 18 Minnesota (17).....</b>	<b>L.....</b>	<b>L.....</b>	<b>59-65</b>
F 5	Ohio State (9).....	L.....	69-79
<b>F 12 Indiana (OT).....</b>	<b>L.....</b>	<b>L.....</b>	<b>76-84</b>
F 15	Purdue.....	W.....	84-65
F 19	Minnesota.....	L.....	73-76
<b>F 22 Purdue.....</b>	<b>W.....</b>	<b>W.....</b>	<b>66-60</b>
F 26	Illinois.....	L.....	86-91
<b>F 29 Michigan State.....</b>	<b>W.....</b>	<b>W.....</b>	<b>101-74</b>
<b>M 4 Northwestern.....</b>	<b>L.....</b>	<b>L.....</b>	<b>82-90</b>
M 7	Michigan.....	L.....	70-93
<b>M 11 Illinois.....</b>	<b>W.....</b>	<b>W.....</b>	<b>97-84</b>
N1	— Milwaukee Classic		

**1972-73**

Record: 11-13; Big Ten 5-9 (9th)

Coach: John Powless

N 25	UCLA (PS 1).....	L.....	53-94
<b>D 2 SIU-Edwardsville.....</b>	<b>W.....</b>	<b>W.....</b>	<b>100-74</b>
D 4	Oral Roberts (12).....	L.....	76-90
<b>D 9 South Dakota.....</b>	<b>W.....</b>	<b>W.....</b>	<b>87-63</b>
<b>D 19 West Virginia.....</b>	<b>W.....</b>	<b>W.....</b>	<b>77-59</b>
D 29	Yale#.....	W.....	90-64
D 30	Marquette# (3) (20T).....	L.....	73-75
J 3	Pittsburgh.....	W.....	72-70
<b>J 6 Indiana (20).....</b>	<b>L.....</b>	<b>L.....</b>	<b>64-78</b>
J 8	Illinois.....	L.....	74-76
J 13	Minnesota (8).....	L.....	54-78
<b>J 20 Michigan State.....</b>	<b>W.....</b>	<b>W.....</b>	<b>93-80</b>
J 22	Purdue (20).....	L.....	59-66
J 27	Northwestern.....	L.....	73-74
<b>J 29 Minnesota (9).....</b>	<b>L.....</b>	<b>L.....</b>	<b>64-81</b>
<b>F 3 Ohio State.....</b>	<b>W.....</b>	<b>W.....</b>	<b>84-76</b>
<b>F 6 Marquette (7).....</b>	<b>L.....</b>	<b>L.....</b>	<b>58-64</b>
<b>F 10 Illinois.....</b>	<b>W.....</b>	<b>W.....</b>	<b>99-88</b>
F 17	Iowa.....	L.....	76-100
F 20	Ohio.....	W.....	82-68
F 24	Indiana (10).....	L.....	55-57
<b>F 26 Purdue (20).....</b>	<b>W.....</b>	<b>W.....</b>	<b>71-63</b>
<b>M 3 Michigan.....</b>	<b>W.....</b>	<b>W.....</b>	<b>94-79</b>
M 10	Michigan State (OT).....	L.....	78-79
#	— Milwaukee Classic		

**1973-74**

Record: 16-8; Big Ten 8-6 (T4th)

Coach: John Powless

<b>D 1 Rollins.....</b>	<b>W.....</b>	<b>W.....</b>	<b>77-55</b>
<b>D 3 California-Davis.....</b>	<b>W.....</b>	<b>W.....</b>	<b>97-53</b>
<b>D 8 North Dakota St.....</b>	<b>W.....</b>	<b>W.....</b>	<b>88-60</b>
<b>D 15 DePauw.....</b>	<b>W.....</b>	<b>W.....</b>	<b>92-51</b>
D 19	West Virginia.....	W.....	69-62
<b>D 22 UW-Milwaukee.....</b>	<b>W.....</b>	<b>W.....</b>	<b>73-46</b>
D 28	SMU#.....	W.....	74-73
D 29	Marquette# (6) (OT).....	L.....	48-49
<b>J 5 Northwestern.....</b>	<b>W.....</b>	<b>W.....</b>	<b>87-53</b>
<b>J 9 Ohio.....</b>	<b>W.....</b>	<b>W.....</b>	<b>69-68</b>
J 12	Indiana (T13).....	L.....	51-52
<b>J 19 Illinois.....</b>	<b>W.....</b>	<b>W.....</b>	<b>101-75</b>
<b>J 26 Ohio State.....</b>	<b>W.....</b>	<b>W.....</b>	<b>69-64</b>
J 28	Michigan (20).....	L.....	75-83
F 2	Minnesota (OT).....	L.....	63-64
F 5	Marquette (6).....	L.....	58-59
<b>F 9 Iowa.....</b>	<b>W.....</b>	<b>W.....</b>	<b>113-87</b>
<b>F 11 Indiana (12).....</b>	<b>L.....</b>	<b>L.....</b>	<b>63-81</b>
F 16	Purdue.....	L.....	80-107

Note: Home Games are listed in BOLD

F 23 Ohio State.....W...68-56  
**F 25 Michigan (17).....L...74-79**  
**M 2 Michigan State.....W...87-80**  
M 4 Iowa.....W...74-58  
M 9 Northwestern.....W...77-62  
# — Milwaukee Classic

**1974-75**

Record: 8-18; Big Ten 5-13 (8th)  
Coach: John Powless  
**N 30 Ohio.....W...71-62**  
**D 4 St. Mary's (CA).....L...60-62**  
**D 7 Iowa State.....W...86-84**  
**D 18 Stanford.....L...67-89**  
**D 21 Brown.....W...79-68**  
D 27 Virginia (N1).....L...78-86  
D 28 Georgia (N1) (OT).....L...89-91  
**J 2 Minnesota.....L...46-61**  
J 4 Northwestern.....L...66-69  
J 11 Purdue.....L...49-88  
J 13 Illinois.....L...56-72  
**J 18 Ohio State.....L...67-69**  
**J 20 Indiana (1).....L...69-89**  
J 25 Michigan State.....L...87-105  
J 27 Michigan (OT).....L...73-75  
**F 1 Iowa (OT).....W...86-85**  
**F 4 Marquette (11).....L...63-69**  
**F 8 Purdue.....L...64-69**  
**F 10 Illinois.....W...76-70**  
F 15 Ohio State.....L...70-76  
F 17 Indiana (1).....L...58-93  
**F 22 Michigan State.....W...103-96**  
**F 24 Michigan.....W...70-68**  
M 1 Iowa.....L...68-75  
M 3 Minnesota.....L...58-65  
**M 8 Northwestern.....W...94-70**  
N1 — Milwaukee Classic

**1975-76**

Record: 10-16; Big Ten 4-14 (9th)  
Coach: John Powless  
**N 29 DePauw.....W...105-63**  
**D 3 North Dakota St.....W...87-79**  
**D 6 Loyola (IL).....W...88-73**  
**D 8 Northern Illinois.....W...97-77**  
**D 13 Northern Mich.....W...92-59**  
D 16 Marquette (7).....L...54-78  
D 29 Stanford (N1).....W...70-64  
D 30 Marquette (N1) (4).....L...66-82  
**J 3 Michigan State.....W...70-63**  
**J 5 Ohio State (OT).....W...82-81**  
**J 8 Michigan (16).....L...81-106**  
J 10 Purdue.....L...72-87  
J 12 Illinois.....L...61-71  
**J 17 Iowa.....L...71-81**  
**J 19 Minnesota.....L...84-96**  
J 24 Northwestern.....L...60-62  
J 31 Indiana (1).....L...61-114  
F 2 Michigan (16).....L...86-107  
**F 7 Purdue.....L...74-85**  
**F 9 Illinois.....L...59-70**  
F 14 Iowa.....L...82-96  
F 16 Minnesota.....L...74-98  
**F 21 Northwestern.....L...77-90**  
**F 26 Indiana (1).....L...67-96**  
M 1 Ohio State.....W...91-79  
M 6 Michigan State.....W...86-82  
N1 — Milwaukee Classic

**1976-77**

Record: 11-16; Big Ten 7-11 (17th)  
Coach: Bill Cofield  
N 27 Kentucky (6).....L...64-72  
**D 2 St. Mary's (CA).....W...82-76**  
**D 6 DePaul.....W...68-66**  
D 11 Stanford.....L...66-70  
D 13 Northern Illinois.....L...57-81  
**D 15 Loyola (IL).....W...71-68**  
D 27 Boston College (N1).....W...74-66  
D 28 Marquette (N1) (12).....L...57-64  
J 6 Michigan State.....L...61-84  
J 8 Michigan (6).....L...63-66  
**J 13 Ohio State.....L...58-60**  
**J 15 Indiana.....L...64-79**  
**J 20 Northwestern.....W...61-60**  
J 22 Minnesota (13) %.....W...64-82  
J 24 Purdue (18) %.....L...71-81  
**J 27 Michigan (7).....L...64-69**  
**J 29 Mich. St. (30T).....W...87-83**  
F 3 Illinois.....L...72-82  
F 5 Iowa.....L...73-90  
**F 10 Purdue.....W...76-74**  
**F 12 Illinois.....W...62-50**  
F 19 Northwestern.....L...88-98  
**F 21 Marquette (19).....L...58-73**  
F 24 Indiana.....W...66-64  
F 26 Ohio State (OT).....L...80-82  
**M 3 Minnesota (9) %.....W...61-64**  
**M 5 Iowa (20T).....L...93-94**  
N1 — Milwaukee Classic  
% — Game later forfeited by Minnesota

**1977-78**

Record: 8-19; Big Ten 4-14 (19th)  
Coach: Bill Cofield  
**D 1 UW-Milwaukee.....W...72-66**  
**D 3 Canisius.....W...96-70**  
D 7 George Washington.....L...74-77  
D 9 Providence (14).....L...62-73  
D 12 Iowa State.....L...73-82  
**D 14 DePaul.....L...62-85**  
**D 29 Loyola (IL).....W...71-70**  
**D 31 N. Illinois (OT).....W...74-73**  
J 5 Ohio State.....L...61-77  
J 7 Michigan State (12).....L...63-74  
**J 12 Purdue.....L...70-79**  
**J 14 Indiana.....W...78-65**  
J 19 Michigan.....L...64-83  
**J 21 Minnesota.....L...51-61**  
**J 28 Northwestern.....L...85-93**  
J 30 Iowa.....L...73-88  
F 2 Illinois.....L...71-74  
**F 4 Iowa.....W...82-72**  
F 9 Minnesota.....L...55-64  
**F 11 Illinois.....W...80-73**  
F 14 Marquette (1).....L...64-75  
**F 16 Michigan.....L...66-68**  
F 18 Northwestern.....W...81-80  
F 23 Indiana.....L...54-58  
F 25 Purdue.....L...78-87  
**M 2 Michigan State (6).....L...75-89**  
**M 4 Ohio State.....L...78-83**

**1978-79**

Record: 12-15; Big Ten 6-12 (18th)  
Coach: Bill Cofield  
**N 24 UW-Milwaukee.....W...74-55**  
N 28 St. John's (NY).....W...73-68  
**D 1 Long Island (N1).....W...89-70**  
**D 2 St. Louis (N1).....W...66-63**  
**D 9 Loyola (IL).....W...79-74**  
D 16 DePaul.....L...78-84  
**D 23 Marquette (16).....W...65-52**  
D 28 Louisville (N2) (16).....L...53-70  
D 29 Oral Roberts (N2).....L...69-102  
J 4 Michigan State (1).....L...55-84  
J 6 Ohio State.....L...71-82  
**J 11 Northwestern.....W...95-82**  
**J 13 Michigan.....W...77-66**  
**J 18 Illinois (8).....L...74-81**  
J 20 Minnesota.....L...72-82  
J 25 Indiana.....L...61-82  
J 27 Purdue.....L...60-73  
**F 1 Iowa (15).....L...64-70**  
**F 3 Purdue.....L...48-54**  
**F 8 Minnesota.....L...72-74**  
F 10 Iowa (14).....L...65-79  
F 15 Illinois.....L...64-81  
**F 17 Indiana (OT).....L...62-68**  
F 22 Michigan.....W...66-65  
F 24 Northwestern.....W...72-70  
**M 1 Ohio State.....W...76-73**  
**M 3 Michigan St. (4).....W...83-81**  
N1 — Wisconsin Invitational, Madison  
N2 — Holiday Classic, Louisville, KY

**1979-80**

Record: 15-14; Big Ten 7-11 (8th)  
Coach: Bill Cofield  
**N 30 Okla. City (N1).....W...99-92**  
**D 1 E. Tenn. St. (N1).....W...68-56**  
D 5 DePaul (10).....L...77-90  
**D 8 Alabama.....L...62-66**  
**D 12 Eastern Michigan...W...69-57**  
D 15 Marquette.....W...57-56  
**D 22 Cleveland State.....W...103-78**  
**D 23 Morgan State.....W...94-42**  
D 27 Nebraska (N2) (OT).....L...82-83  
D 29 Nevada (N2).....W...86-61  
D 30 Army (N2).....W...78-54  
**J 3 Northwestern.....W...75-66**  
**J 5 Indiana (11).....W...52-50**  
J 10 Minnesota (OT).....L...76-82  
J 12 Iowa (12).....L...65-66  
J 17 Michigan State.....L...61-62  
**J 19 Illinois.....L...64-69**  
**J 24 Purdue (14) (OT).....L...60-73**  
J 26 Ohio State (4).....W...72-71  
**J 31 Michigan (OT).....L...69-73**  
**F 2 Ohio State (6).....W...70-67**  
F 7 Illinois.....L...50-67  
F 9 Michigan.....L...59-68  
**F 14 Michigan State.....W...80-66**  
F 16 Purdue (15).....L...61-69  
**F 21 Iowa.....W...62-58**  
**F 23 Minnesota.....W...70-55**  
F 28 Indiana (13).....L...52-61  
M 1 Northwestern.....L...50-53  
N1 — Wisconsin Invitational, Madison  
N2 — Rainbow Classic, Honolulu

1980-81

Record: 11-16; Big Ten 5-13 (9th)

Coach: Bill Cofield

D 1	Alabama.....	L.....	75-90
<b>D 5</b>	<b>Kentucky St. (N1).....</b>	<b>W.....</b>	<b>77-65</b>
<b>D 6</b>	<b>UW-GB (N1) (20T).....</b>	<b>W.....</b>	<b>68-66</b>
<b>D 9</b>	<b>Ball State.....</b>	<b>W.....</b>	<b>85-72</b>
D 12	Davidson (N2).....	L.....	63-67
D 13	UNC-Charlotte (N2).....	W.....	71-63
<b>D 22</b>	<b>Texas Southern.....</b>	<b>W.....</b>	<b>58-49</b>
<b>D 31</b>	<b>Central Michigan.....</b>	<b>W.....</b>	<b>69-62</b>
J 8	Minnesota (19).....	L.....	60-76
J 10	Northwestern.....	L.....	48-50
<b>J 15</b>	<b>Iowa (14).....</b>	<b>L.....</b>	<b>66-76</b>
<b>J 17</b>	<b>Purdue.....</b>	<b>L.....</b>	<b>69-71</b>
<b>J 22</b>	<b>Michigan State.....</b>	<b>W.....</b>	<b>63-62</b>
J 24	Illinois (15).....	W.....	54-45
J 29	Ohio State.....	L.....	67-71
<b>J 31</b>	<b>Michigan (17).....</b>	<b>L.....</b>	<b>67-74</b>
F 5	Indiana (17).....	L.....	64-89
F 7	Michigan (14).....	L.....	64-71
<b>F 12</b>	<b>Illinois (17).....</b>	<b>L.....</b>	<b>65-84</b>
<b>F 14</b>	<b>Indiana (20).....</b>	<b>L.....</b>	<b>52-59</b>
F 19	Michigan State.....	L.....	65-74
<b>F 21</b>	<b>Ohio State.....</b>	<b>W.....</b>	<b>77-63</b>
F 26	Purdue.....	L.....	61-72
F 28	Iowa (8).....	L.....	75-96
<b>M 5</b>	<b>Northwestern.....</b>	<b>W.....</b>	<b>60-57</b>
<b>M 7</b>	<b>Minnesota (OT).....</b>	<b>W.....</b>	<b>60-58</b>
<b>M 10</b>	<b>Marquette.....</b>	<b>L.....</b>	<b>53-64</b>

N1 — Wisconsin Invitational, Madison  
 N2 — First Union Classic, Charlotte, N.C.

1982-83

Record: 8-20; Big Ten 3-15 (10th)

Coach: Steve Yoder

<b>N 27</b>	<b>Washington State.....</b>	<b>L.....</b>	<b>64-66</b>
<b>N 29</b>	<b>Toledo.....</b>	<b>W.....</b>	<b>79-71</b>
<b>D 1</b>	<b>Northern Iowa.....</b>	<b>W.....</b>	<b>76-69</b>
<b>D 4</b>	<b>Kansas State.....</b>	<b>W.....</b>	<b>64-52</b>
D 8	Ball State.....	L.....	66-76
<b>D 11</b>	<b>Central Michigan.....</b>	<b>W.....</b>	<b>83-67</b>
D 20	Northern Illinois (N1).....	W.....	58-55
D 28	Georgetown (N2) (10).....	L.....	43-71
D 29	USC (N2).....	L.....	76-86
<b>J 6</b>	<b>Purdue (20).....</b>	<b>L.....</b>	<b>64-80</b>
<b>J 8</b>	<b>Illinois.....</b>	<b>L.....</b>	<b>54-61</b>
J 13	Michigan State.....	L.....	66-86
J 15	Michigan.....	L.....	57-62
<b>J 20</b>	<b>Northwestern.....</b>	<b>W.....</b>	<b>49-45</b>
<b>J 22</b>	<b>Iowa (10).....</b>	<b>W.....</b>	<b>65-62</b>
<b>J 29</b>	<b>Minnesota (16).....</b>	<b>L.....</b>	<b>58-65</b>
F 3	Indiana (6).....	L.....	73-83
F 5	Ohio State.....	L.....	69-82
<b>F 9</b>	<b>Ohio State.....</b>	<b>L.....</b>	<b>65-68</b>
<b>F 12</b>	<b>Indiana (4).....</b>	<b>L.....</b>	<b>56-75</b>
<b>F 17</b>	<b>Marquette.....</b>	<b>L.....</b>	<b>62-68</b>
F 19	Minnesota.....	L.....	71-78
F 24	Iowa (17).....	L.....	63-93
F 26	Northwestern (N3).....	L.....	57-64
<b>M 2</b>	<b>Michigan.....</b>	<b>W.....</b>	<b>82-70</b>
<b>M 5</b>	<b>Michigan State.....</b>	<b>L.....</b>	<b>65-91</b>
M 10	Illinois.....	L.....	64-71
M 12	Purdue.....	L.....	64-79

N1 — at Metro Centre, Rockford, Ill.  
 N2 — Winston Tire Classic, Los Angeles  
 N3 — at Alumni Hall (DePaul), Chicago

1984-85

Record: 14-14; Big Ten 5-13 (9th)

Coach: Steve Yoder

<b>N 25</b>	<b>Morgan State.....</b>	<b>W.....</b>	<b>93-78</b>
<b>D 1</b>	<b>Washington State.....</b>	<b>W.....</b>	<b>61-59</b>
<b>D 3</b>	<b>Kentucky State.....</b>	<b>W.....</b>	<b>88-74</b>
<b>D 6</b>	<b>South Dakota.....</b>	<b>W.....</b>	<b>96-56</b>
<b>D 8</b>	<b>Central Michigan.....</b>	<b>W.....</b>	<b>74-63</b>
D 12	Nebraska.....	L.....	51-53
<b>D 14</b>	<b>Dartmouth.....</b>	<b>W.....</b>	<b>90-70</b>
D 22	Northern Illinois (N1).....	W.....	83-71
D 28	Texas A&M (N2).....	W.....	71-69
D 29	New Mexico (N2).....	W.....	83-74
J 5	Northwestern.....	W.....	52-51
J 9	Ohio State.....	L.....	88-99
J 12	Indiana (11).....	L.....	68-90
<b>J 17</b>	<b>Illinois (11).....</b>	<b>L.....</b>	<b>67-78</b>
<b>J 19</b>	<b>Purdue.....</b>	<b>L.....</b>	<b>68-72</b>
J 24	Minnesota.....	L.....	62-72
J 26	Iowa.....	L.....	65-105
<b>J 31</b>	<b>Michigan State.....</b>	<b>L.....</b>	<b>68-77</b>
<b>F 2</b>	<b>Michigan (10).....</b>	<b>L.....</b>	<b>81-94</b>
<b>F 7</b>	<b>Indiana.....</b>	<b>L.....</b>	<b>54-58</b>
<b>F 9</b>	<b>Ohio State.....</b>	<b>W.....</b>	<b>92-78</b>
F 14	Purdue.....	L.....	52-67
F 16	Illinois (17).....	L.....	49-68
<b>F 20</b>	<b>Iowa (14).....</b>	<b>W.....</b>	<b>54-53</b>
<b>F 24</b>	<b>Minnesota.....</b>	<b>W.....</b>	<b>65-61</b>
F 28	Michigan (3).....	L.....	68-88
M 2	Michigan State.....	L.....	63-83
<b>M 9</b>	<b>Northwestern.....</b>	<b>W.....</b>	<b>61-53</b>

N1 — at Metro Centre, Rockford, Ill.  
 N2 — Lobo Invitational, Albuquerque, N.M.

1981-82

Record: 6-21; Big Ten 3-15 (10th)

Coach: Bill Cofield

<b>D 4</b>	<b>UIC (N1).....</b>	<b>L.....</b>	<b>66-74</b>
<b>D 5</b>	<b>UW-Green Bay (N1).....</b>	<b>W.....</b>	<b>77-65</b>
D 9	Central Michigan.....	L.....	68-71
<b>D 12</b>	<b>Ball State.....</b>	<b>W.....</b>	<b>71-70</b>
<b>D 21</b>	<b>Northern Iowa.....</b>	<b>W.....</b>	<b>65-53</b>
D 27	Oregon (N2).....	L.....	82-85
D 28	Tennessee (N2).....	L.....	67-79
D 29	Iowa State (N2).....	L.....	79-103
J 7	Michigan.....	W.....	65-63
J 9	Ohio State.....	L.....	59-67
<b>J 14</b>	<b>Northwestern.....</b>	<b>L.....</b>	<b>55-61</b>
<b>J 16</b>	<b>Iowa (5).....</b>	<b>L.....</b>	<b>62-78</b>
<b>J 21</b>	<b>Minnesota (5).....</b>	<b>L.....</b>	<b>57-78</b>
J 23	Michigan State.....	L.....	58-68
<b>J 28</b>	<b>Indiana.....</b>	<b>L.....</b>	<b>56-62</b>
J 30	Purdue.....	L.....	67-81
F 4	Illinois.....	L.....	54-88
<b>F 6</b>	<b>Purdue.....</b>	<b>L.....</b>	<b>46-55</b>
F 11	Minnesota (9).....	L.....	60-71
<b>F 13</b>	<b>Illinois.....</b>	<b>L.....</b>	<b>60-68</b>
F 18	Indiana (20).....	L.....	57-88
<b>F 20</b>	<b>Michigan State.....</b>	<b>W.....</b>	<b>65-60</b>
F 25	Iowa (11).....	L.....	55-79
F 27	Northwestern.....	W.....	61-60
<b>M 4</b>	<b>Ohio State.....</b>	<b>L.....</b>	<b>75-77</b>
<b>M 6</b>	<b>Michigan.....</b>	<b>L.....</b>	<b>84-91</b>
M 9	Marquette.....	L.....	64-94

N1 — Wisconsin Invitational, Madison  
 N2 — Far West Classic, Portland, Ore.

1983-84

Record: 8-20; Big Ten 4-14 (10th)

Coach: Steve Yoder

<b>N 26</b>	<b>Florida A&amp;M.....</b>	<b>W.....</b>	<b>100-56</b>
D 1	Northern Iowa.....	L.....	59-60
<b>D 3</b>	<b>Southern Illinois.....</b>	<b>W.....</b>	<b>78-72</b>
<b>D 5</b>	<b>Nebraska (20T).....</b>	<b>L.....</b>	<b>69-71</b>
<b>D 7</b>	<b>Northern Illinois.....</b>	<b>W.....</b>	<b>90-68</b>
D 10	Kansas State.....	L.....	64-71
D 20	Toledo.....	L.....	60-73
D 29	Oklahoma State (N1).....	L.....	84-89
D 30	Yale (N1).....	W.....	87-77
J 5	Purdue.....	L.....	65-84
<b>J 7</b>	<b>Illinois (14) (OT).....</b>	<b>L.....</b>	<b>62-63</b>
<b>J 12</b>	<b>Michigan State.....</b>	<b>W.....</b>	<b>81-74</b>
<b>J 14</b>	<b>Michigan.....</b>	<b>W.....</b>	<b>71-64</b>
J 19	Northwestern (OT).....	W.....	61-60
J 21	Iowa.....	L.....	62-75
J 25	Minnesota.....	L.....	62-75
<b>F 2</b>	<b>Ohio State.....</b>	<b>L.....</b>	<b>74-85</b>
<b>F 4</b>	<b>Indiana.....</b>	<b>L.....</b>	<b>67-81</b>
F 9	Indiana.....	L.....	64-74
F 11	Ohio State.....	L.....	65-71
<b>F 15</b>	<b>Minnesota.....</b>	<b>L.....</b>	<b>67-68</b>
F 16	Marquette.....	L.....	59-74
<b>F 23</b>	<b>Iowa.....</b>	<b>L.....</b>	<b>55-63</b>
<b>F 26</b>	<b>Northwestern.....</b>	<b>W.....</b>	<b>54-47</b>
M 1	Michigan.....	L.....	75-84
M 3	Michigan State.....	L.....	59-78
<b>M 6</b>	<b>Purdue (11).....</b>	<b>L.....</b>	<b>48-61</b>
M 10	Illinois (7).....	L.....	57-81

N1 — Merrill Lynch Classic, Dayton, Ohio

1985-86

Record: 12-16; Big Ten 4-14 (9th)

Coach: Steve Yoder

N 22	South Carolina.....	W.....	68-65
<b>N 27</b>	<b>Cal. State-LA.....</b>	<b>W.....</b>	<b>104-88</b>
<b>N 30</b>	<b>Marquette.....</b>	<b>W.....</b>	<b>75-74</b>
<b>D 2</b>	<b>San Francisco St.....</b>	<b>W.....</b>	<b>90-61</b>
<b>D 5</b>	<b>East Texas State.....</b>	<b>W.....</b>	<b>82-60</b>
<b>D 7</b>	<b>Miami (FL).....</b>	<b>W.....</b>	<b>88-66</b>
D 9	Washington State.....	W.....	74-68
<b>D 12</b>	<b>Northern Illinois.....</b>	<b>W.....</b>	<b>76-67</b>
D 27	Boston College (N1).....	L.....	72-74
D 28	Princeton (N1).....	L.....	49-54
<b>J 4</b>	<b>Northwestern.....</b>	<b>W.....</b>	<b>57-52</b>
<b>J 9</b>	<b>Ohio State.....</b>	<b>L.....</b>	<b>61-78</b>
<b>J 11</b>	<b>Indiana.....</b>	<b>L.....</b>	<b>69-80</b>
J 16	Illinois.....	L.....	54-73
J 19	Purdue (19).....	L.....	73-100
<b>J 23</b>	<b>Minnesota.....</b>	<b>L.....</b>	<b>65-67</b>
<b>J 25</b>	<b>Iowa.....</b>	<b>W.....</b>	<b>69-63</b>
J 30	Michigan State.....	L.....	81-83
F 1	Michigan (9).....	L.....	64-91
F 6	Indiana (18).....	L.....	69-78
F 8	Ohio State.....	L.....	71-73
<b>F 13</b>	<b>Purdue.....</b>	<b>L.....</b>	<b>78-80</b>
<b>F 15</b>	<b>Illinois.....</b>	<b>L.....</b>	<b>74-82</b>
F 20	Iowa.....	L.....	48-101
F 22	Minnesota.....	W.....	70-64
<b>F 26</b>	<b>Michigan (10).....</b>	<b>L.....</b>	<b>74-97</b>
<b>M 2</b>	<b>Michigan State (17).....</b>	<b>L.....</b>	<b>71-84</b>
M 9	Northwestern.....	W.....	80-88

N1 — Fiesta Bowl Classic, Tucson, Ariz.

Note: Home Games are listed in BOLD

1986-87

Record: 14-17; Big Ten 4-14 (8th)

Coach: Steve Yoder

<b>N 28 Nebraska-Omaha</b> ..... W ... <b>86-47</b>
<b>N 29 South Florida</b> ..... W ... <b>65-51</b>
D 1 Marquette..... L .....71-84
<b>D 4 South Carolina</b> ..... W ... <b>47-45</b>
D 6 Central Michigan..... L .....66-80
D 8 Miami (FL)..... W .....65-54
<b>D 10 North Dakota St.</b> ..... W ... <b>81-76</b>
D 11 Northern Illinois (N1)..... W .....95-63
<b>D 22 Eastern Illinois</b> ..... W ... <b>72-68</b>
<b>D 23 Kentucky State</b> ..... W ... <b>87-59</b>
D 27 Hawaii (N2)..... W .....82-77
D 29 California (N2)..... W .....66-63
D 30 Pittsburgh (N2) (17)..... L .....82-98
J 3 Minnesota..... L .....67-69
J 5 Iowa (2)..... L .....63-78
<b>J 8 Illinois (12)</b> ..... L ..... <b>66-68</b>
<b>J 10 Purdue (6)</b> ..... L ..... <b>48-57</b>
J 15 Indiana (4)..... L .....65-103
J 17 Ohio State..... L .....66-81
<b>J 22 Michigan State</b> ..... L ..... <b>78-81</b>
<b>J 24 Michigan</b> ..... L ..... <b>78-84</b>
J 31 Northwestern..... W .....62-57
F 5 Purdue (7)..... L .....62-70
F 7 Illinois (14)..... L .....74-99
<b>F 12 Ohio State</b> ..... L ..... <b>69-83</b>
<b>F 16 Indiana (2) (30T)</b> ..... L ..... <b>85-86</b>
F 18 Michigan..... L .....64-77
F 21 Michigan State..... W .....65-63
<b>M 1 Northwestern</b> ..... W ... <b>76-59</b>
<b>M 5 Minnesota</b> ..... W ... <b>69-52</b>
<b>M 8 Iowa (6)</b> ..... L ..... <b>71-81</b>

N1 — at Metro Centre, Rockford, Ill.

N2 — Rainbow Classic, Honolulu

1987-88

Record: 12-16; Big Ten 6-12 (7th)

Coach: Steve Yoder

N 28 South Florida..... W .....58-55
<b>N 2 N. Illinois (N1)</b> ..... W ... <b>87-77</b>
D 3 Eastern Illinois..... L .....52-59
<b>D 5 Butler</b> ..... W .....92-80
D 8 Southern Illinois..... L .....76-80
<b>D 10 Marquette</b> ..... W ... <b>66-55</b>
<b>D 12 Loyola (IL)</b> ..... L ..... <b>75-78</b>
D 28 UNLV (15) (N2)..... L .....65-102
D 29 Northern Iowa (N2)..... W .....64-56
<b>J 3 Wash. St. (N1)</b> ..... W ... <b>80-65</b>
<b>J 7 Mich. St. (20T)</b> ..... W ... <b>78-72</b>
<b>J 9 Ohio State</b> ..... W ... <b>64-63</b>
J 14 Indiana (15)..... L .....53-55
<b>J 16 Illinois (20)</b> ..... L ..... <b>65-80</b>
J 21 Michigan (7)..... L .....54-65
<b>J 25 Iowa (16)</b> ..... L ..... <b>89-104</b>
<b>J 30 Northwestern</b> ..... W ... <b>80-59</b>
F 3 Purdue (6)..... L .....62-86
F 8 Minnesota..... L .....62-71
<b>F 11 Michigan (12)</b> ..... L ..... <b>67-80</b>
F 13 Ohio State..... L .....53-78
F 21 Illinois..... L .....65-85
<b>F 24 Indiana</b> ..... L ..... <b>74-84</b>
<b>F 28 Minnesota (N1)</b> ..... W ... <b>81-70</b>
<b>M 3 Purdue (2)</b> ..... L ..... <b>56-84</b>
M 5 Northwestern..... W .....74-69
M 10 Iowa (15)..... L .....70-103
M 12 Michigan State..... W .....71-69

N1 — Played at Dane County Coliseum

N2 — Rebel Classic, Las Vegas

1988-89

Record: 18-12; Big Ten 8-10 (T6th)

Coach: Steve Yoder

<b>N 26 Oregon</b> ..... W ... <b>74-47</b>
<b>N 28 Ferris State</b> ..... W ... <b>98-61</b>
D 2 Maine (N1)..... W .....89-72
D 3 Marquette (N1)..... W .....70-55
<b>D 5 Eastern Illinois</b> ..... W ... <b>52-44</b>
D 7 Loyola (IL)..... L .....76-90
D 10 Butler..... W .....63-53
<b>D 14 Denver</b> ..... W ... <b>89-34</b>
<b>D 30 Eastern Michigan</b> ..... W ... <b>84-69</b>
<b>J 4 Minnesota</b> ..... W ... <b>75-67</b>
J 7 Ohio State (14)..... L .....70-73
J 12 Illinois (2)..... L .....80-103
<b>J 14 Purdue</b> ..... L ..... <b>62-68</b>
<b>J 19 Indiana (19) (OT)</b> ..... L ..... <b>58-61</b>
<b>J 21 Michigan (6)</b> ..... W ... <b>71-68</b>
J 26 Iowa (12)..... L .....70-78
J 28 Northwestern..... W .....59-58
<b>F 2 Michigan St. (OT)</b> ..... W ... <b>69-64</b>
F 8 Minnesota..... L .....58-59
<b>F 11 Iowa (8)</b> ..... W ... <b>65-54</b>
<b>F 15 Northwestern</b> ..... W ... <b>72-60</b>
<b>F 18 Illinois (5)</b> ..... W ... <b>72-52</b>
<b>F 22 Marquette</b> ..... W ... <b>61-50</b>
F 25 Michigan (13)..... L .....70-92
M 2 Purdue..... L .....60-65
<b>M 4 Ohio State</b> ..... W ... <b>77-65</b>
M 9 Indiana (6)..... L .....64-75
M 11 Michigan State..... L .....61-70

NIT (Madison, Wis.)

**M 15 New Orleans**..... W ...**63-61**

**M 20 St. Louis**..... L .....**68-73**

N1 — First Bank Classic, Milwaukee

1989-90

Record: 14-17; Big Ten 4-14 (T8th)

Coach: Steve Yoder

N 24 E. Michigan (N1)..... L .....52-71
N 25 W. Kentucky (N1)..... W .....73-62
N 26 Bradley (N1)..... W .....63-57
<b>N 28 North Dakota St.</b> ..... W ... <b>81-55</b>
D 1 Gonzaga (N2)..... L .....63-58
D 2 Marquette (N2) (OT)..... W .....63-58
D 4 Washington State..... L .....52-55
<b>D 7 Western Illinois</b> ..... W ... <b>69-42</b>
<b>D 9 Butler</b> ..... W ... <b>75-59</b>
<b>D 15 Rollins</b> ..... W ... <b>68-46</b>
D 28 Georgia (N3)..... L .....64-65
D 29 Manhattan (N3)..... W .....63-48
J 4 Illinois (4)..... L .....59-73
<b>J 6 Michigan State</b> ..... L ..... <b>61-64</b>
<b>J 11 Iowa (OT)</b> ..... W ... <b>73-69</b>
J 13 Ohio State..... L .....53-68
<b>J 17 Purdue (24)</b> ..... L ..... <b>54-56</b>
<b>J 22 Minnesota (21)</b> ..... W ... <b>77-75</b>
<b>J 25 Illinois (10)</b> ..... L ..... <b>63-66</b>
J 27 Northwestern..... L .....85-87
F 1 Indiana (22)..... L .....61-85
<b>F 3 Michigan (4)</b> ..... L ..... <b>63-77</b>
F 8 Michigan State (23)..... L .....57-60
F 10 Iowa..... W .....80-71
<b>F 15 Ohio State</b> ..... L ..... <b>58-68</b>
F 17 Purdue (12)..... L .....55-62
<b>F 19 Marquette</b> ..... W ... <b>82-65</b>
F 22 Minnesota (18)..... L .....67-68
<b>M 1 Northwestern</b> ..... W ... <b>65-50</b>
<b>M 3 Indiana</b> ..... L ..... <b>68-70</b>
M 8 Michigan (13)..... L .....64-94

N1 — San Juan Shootout, San Juan, P.R.

N2 — First Bank Classic, Milwaukee

N3 — Tribune Classic, Tempe, Ariz.

1990-91

Record: 15-15; Big Ten 8-10 (7th)

Coach: Steve Yoder

N 24 Oregon (OT)..... W .....72-70
<b>N 29 San Francisco St.</b> ..... W ... <b>72-53</b>
D 1 Southern Methodist..... W .....65-49
D 4 Marquette..... L .....58-69
<b>D 8 Southern Indiana</b> ..... L ..... <b>66-78</b>
<b>D 11 Nebraska</b> ..... L ..... <b>63-75</b>
D 15 Butler (20T)..... L .....88-94
<b>D 22 Texas-Arlington</b> ..... W ... <b>105-74</b>
<b>D 31 Tennessee Tech</b> ..... W ... <b>71-65</b>
<b>J 5 Portland</b> ..... W ... <b>74-50</b>
<b>J 7 Minnesota</b> ..... W ... <b>72-62</b>
J 10 Michigan State..... L .....50-65
J 12 Ohio State (4)..... L .....60-92
<b>J 17 Iowa (24)</b> ..... W ... <b>91-79</b>
<b>J 19 Michigan (OT)</b> ..... L ..... <b>68-69</b>
J 24 Northwestern..... W .....74-57
<b>J 26 Purdue</b> ..... W ... <b>66-44</b>
F 3 Indiana (4)..... L .....57-73
F 2 Illinois..... L .....62-70
<b>F 9 Mich. St. (25) (20T)</b> ..... W ... <b>84-78</b>
<b>F 14 Ohio State (2)</b> ..... L ..... <b>71-73</b>
F 16 Iowa..... W .....56-55
F 21 Michigan State..... L .....62-65
<b>F 24 Northwestern</b> ..... W ... <b>79-76</b>
F 28 Purdue..... L .....62-69
<b>M 2 Indiana (5)</b> ..... L ..... <b>61-74</b>
<b>M 6 Illinois</b> ..... W ... <b>85-77</b>
M 9 Minnesota..... L .....70-80

NIT (Madison, Wis.)

**M 13 Bowling Green (OT)**..... W ...**87-79**

**M 18 Stanford**..... L .....**72-80**

1991-92

Record: 13-18; Big Ten 4-14 (9th)

Coach: Steve Yoder

<b>N 23 Loyola (IL)</b> ..... W ... <b>89-67</b>
<b>N 25 SE Missouri St. (OT)</b> ..... W ... <b>82-71</b>
N 30 Portland..... L .....96-87
<b>D 3 SMU</b> ..... L ..... <b>64-66</b>
<b>D 5 C. Conn. St.</b> ..... W ... <b>80-54</b>
<b>D 7 Coastal Carolina</b> ..... W ... <b>91-57</b>
D 11 Nebraska..... L .....67-86
<b>D 13 Sam Houston St.</b> ..... W ... <b>98-75</b>
<b>D 21 Howard</b> ..... W ... <b>64-57</b>
D 27 Washington St. (N1)..... L .....51-73
D 29 Navy (N1)..... W .....93-58
D 30 Fresno State (N1)..... L .....68-71
<b>J 4 Marquette</b> ..... W ... <b>81-63</b>
<b>J 8 Northwestern</b> ..... W ... <b>69-67</b>
<b>J 11 Indiana (10)</b> ..... L ..... <b>63-79</b>
<b>J 15 Minnesota</b> ..... L ..... <b>48-49</b>
J 22 Illinois..... L .....67-74
J 25 Michigan (16)..... L .....83-98
J 29 Iowa..... L .....66-73
<b>F 2 Purdue</b> ..... W ... <b>79-69</b>
F 5 Ohio State (8)..... L .....72-86
<b>F 8 Michigan St. (11)</b> ..... L ..... <b>64-79</b>
F 12 Michigan State (12)..... L .....61-76
<b>F 15 Ohio State (8)</b> ..... L ..... <b>63-67</b>
<b>F 20 Illinois</b> ..... W ... <b>92-78</b>
<b>F 26 Michigan (17)</b> ..... W ... <b>96-78</b>
F 29 Purdue..... L .....51-61
M 4 Minnesota..... L .....57-76
<b>M 7 Iowa</b> ..... L ..... <b>65-70</b>
M 12 Indiana (4)..... L .....41-66
M 14 Northwestern..... L .....65-76

N1 — at Rainbow Classic, Honolulu

Note: Home Games are listed in BOLD



1992-93

Record: 14-14; Big Ten 7-11 (T8th)  
Coach: Stu Jackson

D 1	Loyola (IL).....	L.....66-68
<b>D 5</b>	<b>UW-Green Bay.....</b>	<b>W...70-65</b>
<b>D 8</b>	<b>Bethune-Cookman..</b>	<b>W...75-50</b>
<b>D 12</b>	<b>UW-Milwaukee.....</b>	<b>L...72-77</b>
<b>D 14</b>	<b>Charleston South... W</b>	<b>101-72</b>
<b>D 23</b>	<b>Detroit Mercy..... W</b>	<b>108-86</b>
<b>D 29</b>	<b>Alcorn State..... W</b>	<b>110-81</b>
<b>D 31</b>	<b>Fairfield..... W</b>	<b>76-55</b>
J 2	Marquette.....	W...77-67
<b>J 9</b>	<b>Michigan (3)..... L</b>	<b>73-98</b>
J 13	Purdue (17).....	L...60-76
<b>J 16</b>	<b>Minnesota (19)..... W</b>	<b>79-70</b>
<b>J 20</b>	<b>Ohio State (24)..... W</b>	<b>76-67</b>
J 23	Michigan State (21).....	W...67-66
J 27	Illinois.....	L...72-80
J 30	Penn State.....	W...75-68
<b>F 3</b>	<b>Northwestern..... W</b>	<b>101-87</b>
F 10	Michigan (4).....	L...66-85
<b>F 13</b>	<b>Purdue (18) (20T).... L</b>	<b>87-90</b>
F 18	Minnesota.....	L...71-85
F 20	Ohio State.....	L...70-80
<b>F 24</b>	<b>Michigan State..... W</b>	<b>65-62</b>
<b>F 28</b>	<b>Illinois..... W</b>	<b>74-66</b>
<b>M 3</b>	<b>Penn State..... L</b>	<b>58-62</b>
M 6	Northwestern.....	L...89-100
M 10	Iowa (17).....	L...65-91
<b>M 14</b>	<b>Indiana (2)..... L</b>	<b>80-87</b>
NIT (Madison, Wis.)		
<b>M 17</b>	<b>Rice..... L</b>	<b>73-77</b>

1993-94

Record: 18-11; Big Ten 8-10 (7th)  
Coach: Stu Jackson

<b>N 27</b>	<b>UW-Milwaukee..... W</b>	<b>106-84</b>
D 4	Loyola Marymount.....	W...103-67
<b>D 8</b>	<b>UW-Green Bay..... W</b>	<b>64-50</b>
D 11	Texas Tech.....	W...91-88
<b>D 13</b>	<b>Eastern Michigan ... W</b>	<b>94-68</b>
<b>D 23</b>	<b>Miss. Valley St. .... W</b>	<b>115-79</b>
<b>D 27</b>	<b>Stanford..... W</b>	<b>80-73</b>
<b>D 29</b>	<b>Grambling..... W</b>	<b>103-83</b>
<b>J 2</b>	<b>Marquette (24)..... W</b>	<b>77-52</b>
J 6	Penn State.....	W...71-56
<b>J 8</b>	<b>Ohio State..... W</b>	<b>69-55</b>
J 12	Minnesota (18).....	L...53-90
<b>J 15</b>	<b>Purdue (9)..... W</b>	<b>75-69</b>
J 19	Michigan State.....	L...60-70
<b>J 25</b>	<b>Illinois..... W</b>	<b>66-56</b>
J 29	Michigan (15).....	L...75-79
<b>F 2</b>	<b>Michigan State..... W</b>	<b>87-62</b>
F 5	Ohio State.....	L...57-73
<b>F 9</b>	<b>Penn State..... W</b>	<b>71-58</b>
<b>F 12</b>	<b>Minnesota (23).... L</b>	<b>78-109</b>
F 16	Purdue (9).....	L...64-67
<b>F 19</b>	<b>Northwestern..... L</b>	<b>71-75</b>
F 27	Illinois.....	L...65-76
<b>M 2</b>	<b>Michigan (3)..... W</b>	<b>71-58</b>
M 5	Northwestern.....	L...54-66
<b>M 9</b>	<b>Iowa..... W</b>	<b>95-71</b>
M 12	Indiana (18).....	L...65-78
NCAA Tournament (West Regional, Ogden, Utah)		
M 17	Cincinnati (25).....	W...80-72
M 19	Missouri (5).....	L...96-109

Note: Home Games are listed in BOLD

1994-95

Record: 13-14; Big Ten 7-11 (9th)  
Coach: Stan Van Gundy

<b>N 26</b>	<b>Wright State..... W</b>	<b>86-63</b>
<b>N 30</b>	<b>UW-Green Bay..... W</b>	<b>61-57</b>
<b>D 3</b>	<b>Texas Tech..... W</b>	<b>70-65</b>
<b>D 6</b>	<b>Valparaiso..... W</b>	<b>69-51</b>
D 10	Eastern Michigan.....	L...76-92
<b>D 14</b>	<b>UW-Milwaukee..... W</b>	<b>90-64</b>
<b>D 23</b>	<b>Loyola-Mary..... W</b>	<b>75-60</b>
D 27	Stanford.....	L...78-95
D 31	Marquette.....	L...65-80
<b>J 4</b>	<b>Michigan St. (14).... L</b>	<b>64-78</b>
J 7	Indiana (21).....	L...70-73
J 11	Ohio State.....	W...81-59
<b>J 14</b>	<b>Minnesota..... W</b>	<b>74-67</b>
J 21	Iowa.....	L...84-96
<b>J 26</b>	<b>Penn State..... L</b>	<b>67-78</b>
<b>J 28</b>	<b>Northwestern..... W</b>	<b>97-73</b>
F 1	Michigan.....	L...58-62
<b>F 4</b>	<b>Illinois..... W</b>	<b>73-60</b>
<b>F 11</b>	<b>Michigan..... W</b>	<b>70-65</b>
F 15	Northwestern.....	W...70-56
F 18	Penn State.....	L...67-74
<b>F 22</b>	<b>Iowa..... L</b>	<b>77-84</b>
F 26	Purdue (21).....	L...56-66
F 28	Minnesota.....	L...70-78
<b>M 4</b>	<b>Ohio State..... W</b>	<b>80-69</b>
<b>M 8</b>	<b>Indiana..... L</b>	<b>70-72</b>
M 11	Michigan State (9).....	L...72-97

1995-96

Record: 17-15; Big Ten 8-10 (8th)  
Coach: Dick Bennett

N 20	Villanova (N1) (3).....	L...58-66
N 21	UCLA (N1) (4).....	L...57-68
N 22	Chaminade (N1).....	W...104-66
<b>N 28</b>	<b>NE Illinois..... W</b>	<b>89-55</b>
<b>D 2</b>	<b>Temple (OT)..... W</b>	<b>57-54</b>
D 5	Wright State.....	W...94-91
<b>D 9</b>	<b>St. Bonaventure..... L</b>	<b>62-76</b>
D 11	Providence.....	L...57-58
<b>D 14</b>	<b>Valparaiso..... W</b>	<b>90-73</b>
<b>D 23</b>	<b>UW-Milwaukee..... W</b>	<b>94-63</b>
<b>D 28</b>	<b>Eastern Illinois..... W</b>	<b>105-70</b>
<b>D 31</b>	<b>Marquette..... W</b>	<b>55-46</b>
<b>J 3</b>	<b>Michigan (21)..... W</b>	<b>51-46</b>
J 7	Penn State.....	L...50-79
J 10	Indiana.....	L...55-81
<b>J 13</b>	<b>Iowa (11)..... W</b>	<b>80-71</b>
<b>J 17</b>	<b>Michigan State..... W</b>	<b>61-48</b>
J 20	Northwestern.....	L...52-62
<b>J 24</b>	<b>Minnesota (OT)..... W</b>	<b>73-65</b>
J 31	Ohio State.....	L...55-63
F 3	Illinois.....	W...57-56
<b>F 7</b>	<b>Purdue (14)..... L</b>	<b>42-75</b>
<b>F 10</b>	<b>Ohio State..... W</b>	<b>62-56</b>
F 17	Minnesota.....	L...66-70
<b>F 21</b>	<b>Northwestern..... L</b>	<b>71-82</b>
F 24	Michigan State.....	W...73-52
F 28	Iowa (20).....	L...54-69
<b>M 2</b>	<b>Indiana..... L</b>	<b>68-76</b>
<b>M 6</b>	<b>Penn State (16).... W</b>	<b>54-52</b>
M 9	Michigan.....	L...51-65

NIT (Madison, Wis.)

<b>M 13</b>	<b>Manhattan..... W</b>	<b>55-42</b>
<b>M 18</b>	<b>Illinois State..... L</b>	<b>62-77</b>

N1 — Maui Invitational

1996-97

Record: 18-10; Big Ten 11-7 (T4th)  
Coach: Dick Bennett

N 23	Memphis (N1).....	W...49-46
<b>N 30</b>	<b>UNC-Wilmington.... W</b>	<b>68-35</b>
D 4	Temple (OT).....	W...64-57
<b>D 7</b>	<b>Brown..... W</b>	<b>52-30</b>
<b>D 10</b>	<b>UW-Milwaukee..... W</b>	<b>61-41</b>
D 14	St. Bonaventure.....	W...77-68
<b>D 23</b>	<b>Providence..... L</b>	<b>57-59</b>
<b>D 26</b>	<b>Ball State..... W</b>	<b>74-59</b>
D 31	Marquette.....	L...52-59
J 2	Minnesota (15).....	L...48-65
<b>J 4</b>	<b>Indiana (12)..... W</b>	<b>71-58</b>
<b>J 9</b>	<b>Michigan State..... L</b>	<b>50-58</b>
J 11	Iowa.....	L...53-78
<b>J 18</b>	<b>Penn State..... W</b>	<b>64-45</b>
J 22	Purdue.....	L...52-60
J 25	Illinois.....	W...73-56
<b>J 29</b>	<b>Northwestern..... W</b>	<b>65-53</b>
F 1	Ohio State.....	L...42-60
<b>F 6</b>	<b>Michigan (13)..... W</b>	<b>58-53</b>
F 8	Northwestern.....	W...56-44
<b>F 12</b>	<b>Illinois (20)..... W</b>	<b>62-45</b>
<b>F 15</b>	<b>Purdue..... W</b>	<b>69-52</b>
F 19	Penn State.....	W...49-45
<b>F 26</b>	<b>Iowa..... W</b>	<b>49-48</b>
M 1	Michigan State.....	L...49-68
M 5	Indiana (25).....	L...66-70
<b>M 8</b>	<b>Minnesota (2)..... W</b>	<b>66-65</b>

NCAA Tournament  
(East Regional, Pittsburgh, Pa.)

M 14	Texas.....	L...58-71
------	------------	-----------

N1 — at Ottawa, Ont.

1997-98

Record: 12-19; Big Ten 3-13 (T9th)  
Coach: Dick Bennett

<b>N 14</b>	<b>Marquette..... L</b>	<b>60-65</b>
<b>N 18</b>	<b>Illinois State (24).... W</b>	<b>80-66</b>
N 24	Pepperdine.....	L...66-77
N 28	Pacific (N1).....	L...48-55
N 29	Oklahoma (N1) (18)....	W...75-64
N 30	Montana (N1).....	W...78-61
<b>D 6</b>	<b>Temple (20)..... L</b>	<b>49-59</b>
<b>D 9</b>	<b>Toledo (OT)..... W</b>	<b>73-68</b>
D 13	Ball State.....	L...56-68
<b>D 20</b>	<b>Coppin State..... W</b>	<b>71-63</b>
<b>D 23</b>	<b>Nevada..... W</b>	<b>62-53</b>
D 27	Fresno State.....	W...64-60
<b>D 31</b>	<b>Michigan (18)..... L</b>	<b>63-76</b>
J 3	Ohio State.....	W...64-59
J 8	Michigan State.....	L...40-63
<b>J 14</b>	<b>Penn State..... W</b>	<b>76-57</b>
<b>J 17</b>	<b>Northwestern..... W</b>	<b>56-33</b>
J 21	Illinois.....	L...48-62
<b>J 25</b>	<b>Indiana..... L</b>	<b>59-69</b>
J 27	Minnesota.....	L...48-58
J 31	Purdue (10).....	L...59-82
<b>F 3</b>	<b>Iowa (24)..... L</b>	<b>76-79</b>
<b>F 7</b>	<b>Illinois (OT)..... L</b>	<b>47-53</b>
F 11	Northwestern.....	L...39-47
F 14	Penn State.....	L...69-75
<b>F 18</b>	<b>UW-Milwaukee..... W</b>	<b>65-58</b>
<b>F 21</b>	<b>Michigan St. (14).... L</b>	<b>47-56</b>
<b>F 25</b>	<b>Ohio State..... L</b>	<b>56-61</b>
F 28	Michigan (21).....	L...70-76

Big Ten Tournament  
(United Center, Chicago, Ill.)

M 5	Penn State.....	W...52-51
M 6	Illinois (18).....	L...61-66

N1 — Big Island Invitational, Hilo, Hawaii  
\*Home games played at Kohl Center beg. 1/17

1998-99

Record: 22-10; Big Ten 9-7 (T3rd)  
 Coach: Dick Bennett

**N 14 Loyola Chicago** ..... W ...66-29  
**N 16 UW-Milwaukee**..... W ...75-63  
 N 20 New Mexico St. (#).....L...52-66  
 N 21 Virginia (#).....W...66-56  
 N 22 Nebraska (#).....W...78-41  
 N 28 Rhode Island.....W...65-59  
**D 2 Northern Illinois**..... W ...67-52  
 D 5 Illinois State.....W...71-54  
 D 9 Temple (16).....W...63-56  
**D 12 Pepperdine**..... W ...57-51  
 D 15 Texas.....W...65-62  
 D 23 Marquette.....W...61-45  
**D 27 Fresno State**..... W ...87-65  
 D 30 Michigan.....L...55-59  
**J 2 Ohio State (OT)**.....L...74-78  
**J 6 Michigan St. (12)**.... W ...66-51  
**J 10 Purdue (9)**.....W...61-56  
 J 13 Penn State.....W...61-58  
 J 16 Northwestern.....W...57-49  
**J 20 Illinois**.....W...75-53  
 J 23 Iowa (14).....W...72-52  
**J 30 Minnesota (19)**..... W ...61-50  
 F 3 Indiana (21).....L...60-71  
 F 6 Illinois.....L...51-53  
**F 10 Northwestern**..... W ...57-45  
**F 13 Penn State**.....W...73-63  
 F 21 Michigan State (4).....L...51-56  
 F 24 Ohio State (10).....L...54-63  
**F 27 Michigan**.....L...39-51  
 Big Ten Tournament  
 (United Center, Chicago, Ill.)  
 M 5 Iowa (20).....W...74-50  
 M 6 Michigan State (2).....L...41-56  
 NCAA Tournament  
 (East Regional, Charlotte, N.C.)  
 M 12 SW Missouri State.....L...32-43  
 # — Top of the World Classic, Fairbanks, AK

1999-2000

Record: 22-14, Big Ten 8-8 (6th)  
 Coach: Dick Bennett

N 12 Missouri (%).....W...66-55  
 N 13 Syracuse (%).....L...49-68  
**N 20 Ball State**..... W ...60-50  
 N 23 UW-Milwaukee.....W...69-49  
 N 30 Wake Forest (#).....L...48-67  
**D 3 Rhode Island**..... W ...66-43  
**D 7 Texas (10)**..... W ...61-45  
**D 8 UW-Green Bay**..... W ...55-34  
 D 11 South Florida.....L...63-66  
 D 14 Northern Illinois.....L...51-55  
**D 23 Marquette**..... W ...86-74  
**D 29 Temple (17)**..... W ...62-44  
 J 5 Indiana (10).....L...67-71  
**J 8 Illinois (19)**..... W ...63-59  
**J 13 Ohio State (17)**.....L...51-53  
 J 15 Purdue.....L...52-63  
 J 19 Penn State.....L...61-76  
**J 22 Minnesota**..... W ...85-53  
**J 26 Purdue**..... W ...55-45  
**J 29 Iowa**.....L...55-61  
 F 2 Ohio State (5).....L...48-51  
 F 5 Minnesota.....W...66-64  
**F 12 Michigan State (6)**.... L...44-61  
**F 16 Michigan**.....W...75-59  
 F 19 Michigan State (6).....L...54-59  
 F 23 Iowa.....W...54-45  
 M 1 Northwestern.....W...62-46  
**M 5 Indiana (14)**..... W ...56-53

Big Ten Tournament  
 (United Center, Chicago, Ill.)  
 M 9 Northwestern.....W...51-41  
 M 10 Purdue (22).....W...78-66  
 M 11 Michigan State (5).....L...46-55  
 NCAA Tournament  
 (West Regional, Salt Lake City, Utah  
 and Albuquerque, N.M.)  
 M 16 Fresno State.....W...66-56  
 M 18 Arizona (4).....W...66-69  
 M 23 LSU (10).....W...61-48  
 M 25 Purdue (25).....W...64-60  
 NCAA Final Four  
 (Indianapolis, Ind.)  
 A 1 Michigan State (2).....L...41-53  
 % — NABC Classic, Syracuse, N.Y.  
 # — ACC-Big Ten Challenge

2000-01

Record: 18-11, Big Ten 9-7 (5th)  
 Coach: Dick Bennett/Brad Soderberg

N 21 Tennessee.....L...58-66  
**N 25 Northern Illinois**..... W ...68-64  
 N 29 Maryland #13(OT).....W...78-75  
**D 2 Xavier**.....W...61-46  
 D 6 UW-Green Bay.....W...61-53  
**D 9 Ohio**.....W...65-46  
 D 14 Temple.....W...66-58  
**D 16 UW-Milwaukee**..... W ...55-47  
 D 23 Marquette.....L...52-47  
**D 30 South Florida (OT)**... W ...63-61  
**J 4 Indiana**.....W...49-46  
 J 6 Minnesota.....L...49-54  
 J 10 Purdue.....L...67-73  
 J 13 Michigan St. (3) (OT).....L...59-69  
**J 16 Iowa (14)**.....W...67-54  
**J 24 Ohio State**..... W ...57-42  
**J 27 Penn State**.....W...63-58  
**J 30 Butler**.....L...44-58  
 F 3 Michigan.....W...60-41  
**F 7 Purdue**.....W...73-54  
 F 10 Ohio State.....L...58-63  
 F 13 Illinois (4).....L...67-68  
**F 18 Northwestern**..... W ...59-37  
**F 21 Minnesota**..... W ...64-54  
 F 24 Indiana.....L...55-85  
**F 27 Michigan State (3)**... L...47-51  
 M 3 Iowa.....W...59-57  
 Big Ten Tournament  
 (United Center, Chicago, Ill.)  
 M 9 Indiana.....L...52-64  
 NCAA Tournament  
 (West Regional, Boise, Idaho)  
 M 15 Georgia State.....L...49-50  
 # — ACC-Big Ten Challenge, Milwaukee

2001-02

**BIG TEN CHAMPIONS**  
 Record: 19-13, Big Ten 11-5 (T1st)  
 Coach: Bo Ryan

N 17 UNLV.....L...69-74  
 N 23 Hawaii-Hilo.....W...78-62  
 N 24 Weber State.....L...69-73  
 N 25 Hawaii%.....L...57-60  
 N 28 Georgia Tech#.....L...61-62  
**D 1 UW-Green Bay**..... W ...70-57  
**D 3 Temple (20T)**.....L...67-70  
 D 8 Ohio.....W...77-71  
 D 10 Xavier.....L...48-57  
**D 15 Furman**.....W...68-60

**D 22 Marquette (14)**..... W ...86-63  
 D 27 UW-Milwaukee.....W...81-79  
**D 29 Tennessee**..... W ...65-62  
 J 2 Iowa.....L...57-69  
**J 5 Illinois (7)**.....W...72-66  
 J 9 Penn State.....L...49-51  
 J 12 Michigan State (25).....W...64-63  
**J 16 Minnesota**..... W ...73-64  
**J 19 Purdue**.....W...77-66  
 J 23 Illinois (9).....L...48-80  
**J 26 Penn State**..... W ...66-63  
 J 30 Northwestern.....L...60-69  
 F 2 Michigan.....L...53-64  
**F 6 Ohio State (16) (OT)**.. W ...94-92  
**F 9 Northwestern**..... W ...73-44  
 F 13 Indiana (22).....W...64-63  
 F 16 Minnesota.....W...67-62  
**F 19 Iowa**.....W...64-56  
**F 27 Michigan**.....W...74-54  
 Big Ten Tournament

(Conseco Fieldhouse, Indianapolis, Ind.)  
 M 8 Iowa.....L...56-58  
 NCAA Tournament  
 (East Regional, Washington, D.C.)  
 M 15 St. John's.....W...80-70  
 M 17 Maryland (4).....L...57-87  
 % — Big Island Invitational, Hilo, Hawaii  
 # — ACC-Big Ten Challenge

2002-03

**BIG TEN CHAMPIONS**  
 Record: 24-8 Big Ten 12-4 (1st)  
 Coach: Bo Ryan

**N 15 E. Washington**..... W ...81-55  
**N 16 N. Illinois**..... W ...84-56  
**N 23 UW-Milwaukee**..... W ...83-72  
 N 30 UW-Green Bay.....W...69-52  
**D 4 Wake Forest#**.....L...80-90  
**D 7 UNLV**.....W...91-74  
**D 11 New Hampshire**..... W ...85-36  
 D 14 Marquette (16).....L...54-63  
**D 21 Texas Southern**..... W ...81-58  
**D 23 Ohio**.....W...75-51  
 J 2 Temple.....W...80-67  
**J 4 Chicago State**..... W ...73-45  
 J 8 Michigan.....L...65-66  
 J 11 Illinois (10).....L...63-69  
**J 15 Minnesota**..... W ...66-50  
 J 18 Ohio State.....W...53-52  
**J 22 Iowa**.....W...74-61  
**J 29 Northwestern**..... W ...69-50  
**F 1 Penn State**.....W...86-55  
 F 5 Purdue (24).....L...60-78  
 F 8 Northwestern.....W...74-59  
**F 11 Michigan State**..... W ...64-53  
**F 15 Indiana**.....W...71-59  
 F 19 Penn State.....L...57-58  
 F 22 Iowa.....W...61-53  
**F 26 Michigan**..... W ...73-42  
 M 2 Minnesota.....W...69-61  
**M 5 Illinois (14)**..... W ...60-59  
 Big Ten Tournament  
 (United Center, Chicago, Ill.)  
 M 14 Ohio State.....L...50-58  
 NCAA Tournament  
 (Midwest Regional, Spokane, Wash. and  
 Minneapolis, Minn.)  
 M 20 Weber State.....W...81-74  
 M 22 Tulsa.....W...61-60  
 M 27 Kentucky (1).....L...57-63  
 # — ACC-Big Ten Challenge

Note: Home Games are listed in BOLD

2003-04

**BIG TEN TOURNAMENT CHAMPIONS**

Record: 25-7, Big Ten 12-4 (T2nd)

Coach: Bo Ryan

N 21	Pennsylvania	..... W	....64-53
<b>N 25</b>	<b>Eastern Illinois</b>	..... W	.... <b>81-47</b>
<b>N 29</b>	<b>Rutgers</b>	..... W	.... <b>55-43</b>
D 2	Ohio# (OT)	..... L	....67-73
<b>D 6</b>	<b>Detroit</b>	..... W	.... <b>68-42</b>
<b>D 10</b>	<b>UW-Green Bay</b>	..... W	.... <b>73-57</b>
<b>D 13</b>	<b>UW-Milwaukee</b>	..... W	.... <b>89-71</b>
<b>D 20</b>	<b>Marquette (23)</b>	..... W	.... <b>63-59</b>
D 27	Ohio%	..... W	....71-48
D 30	Alabama	..... L	....56-71
<b>J 3</b>	<b>Coll. of Charleston</b>	..... W	.... <b>75-49</b>
<b>J 6</b>	<b>Indiana</b>	..... W	.... <b>79-45</b>
<b>J 10</b>	<b>Michigan State</b>	..... W	.... <b>77-64</b>
J 14	Purdue	..... L	....51-53
<b>J 21</b>	<b>Michigan</b>	..... W	.... <b>74-63</b>
<b>J 24</b>	<b>Illinois</b>	..... W	.... <b>76-56</b>
J 28	Ohio State	..... W	....69-57
<b>F 4</b>	<b>Minnesota</b>	..... W	.... <b>80-66</b>
F 7	Northwestern	..... L	....51-69
F 11	Iowa	..... W	....54-52
<b>F 14</b>	<b>Ohio State</b>	..... W	.... <b>78-48</b>
F 18	Illinois	..... L	....57-65
F 22	Michigan	..... L	....59-71
<b>F 25</b>	<b>Penn State</b>	..... W	.... <b>68-45</b>
<b>F 29</b>	<b>Purdue</b>	..... W	.... <b>82-46</b>
M 2	Michigan State (OT)	..... W	....68-64
M 6	Indiana	..... W	....70-52

Big Ten Tournament  
(Conseco Fieldhouse, Indianapolis, Ind.)

M 12	Minnesota	..... W	....66-52
M 13	Michigan State	..... W	....68-66
M 14	Illinois (12)	..... W	....70-53

NCAA Tournament

(E. Rutherford Regional, Milwaukee, Wis.)

M 19	Richmond	..... W	....76-64
M 21	Pittsburgh (9)	..... L	....55-59

# — ACC-Big Ten Challenge

% — Rock-N-Roll Shootout, Cleveland, Ohio

2004-05

Record: 25-9, Big Ten 11-5 (3rd)

Coach: Bo Ryan

<b>N 20</b>	<b>Pennsylvania</b>	..... W	.... <b>77-44</b>
<b>N 23</b>	<b>UC-Santa Barbara</b>	..... W	.... <b>72-61</b>
N 27	Pepperdine	..... L	....61-75
<b>N 30</b>	<b>Maryland (12)#</b>	..... W	.... <b>69-64</b>
D 4	Rutgers	..... W	....70-62
<b>D 7</b>	<b>UW-Green Bay</b>	..... W	.... <b>65-55</b>
D 11	Marquette	..... L	....54-63
<b>D 15</b>	<b>UW-Milwaukee</b>	..... W	.... <b>66-37</b>
<b>D 23</b>	<b>UNC-Greensboro</b>	..... W	.... <b>85-53</b>
<b>D 27</b>	<b>Western Carolina</b>	..... W	.... <b>89-49</b>
<b>D 29</b>	<b>Alabama (18)</b>	..... W	.... <b>76-62</b>
J 5	Purdue	..... W	....77-68
J 8	Indiana	..... L	....61-74
<b>J 11</b>	<b>Ohio State</b>	..... W	.... <b>72-66</b>
<b>J 16</b>	<b>Michigan St. (15)</b>	..... W	.... <b>62-59</b>
J 22	Michigan	..... W	....72-61
<b>J 25</b>	<b>Illinois (1)</b>	..... L	....65-75
J 29	Penn State	..... W	....76-50
<b>F 2</b>	<b>Northwestern</b>	..... W	.... <b>73-58</b>
F 5	Minnesota	..... L	....50-60
<b>F 9</b>	<b>Iowa</b>	..... W	.... <b>72-69</b>
F 12	Illinois (1)	..... L	....59-70
<b>F 16</b>	<b>Michigan</b>	..... W	.... <b>76-50</b>
F 24	Michigan State (10)	..... L	....64-77

Note: Home Games are listed in BOLD

F 27	Ohio State	..... W	....64-56
<b>M 1</b>	<b>Indiana</b>	..... W	.... <b>62-60</b>
<b>M 5</b>	<b>Purdue</b>	..... W	.... <b>64-62</b>
Big Ten Tournament (United Center, Chicago, Ill.)			
M 11	Ohio State	..... W	....60-49
M 12	Iowa	..... W	....59-56
M 13	Illinois (1)	..... L	....43-54
NCAA Tournament (Syracuse Regional, Oklahoma City, Okla. and Syracuse, N.Y.)			
M 18	Northern Iowa	..... W	....57-52
M 20	Bucknell	..... W	....71-62
M 25	N.C. State	..... W	....65-56
M 27	North Carolina (2)	..... L	....82-88
#	— ACC-Big Ten Challenge		

2005-06

Record: 19-12, Big Ten 9-7 (T4th)

Coach: Bo Ryan

N 18	Norfolk State^	..... W	....80-51
N 19	E. Kentucky^ (OT)	..... W	....95-89
N 21	Old Dominion^	..... W	....84-81
<b>N 26</b>	<b>Coastal Carolina</b>	..... W	.... <b>92-54</b>
N 29	Wake Forest# (24)	..... L	....88-91
<b>D 3</b>	<b>Pepperdine</b>	..... W	.... <b>71-55</b>
<b>D 7</b>	<b>UW-Green Bay</b>	..... W	.... <b>82-62</b>
<b>D 10</b>	<b>Marquette</b>	..... W	.... <b>77-63</b>
<b>D 12</b>	<b>UNC-Wilmington</b>	..... W	.... <b>54-51</b>
<b>D 15</b>	<b>UW-Milwaukee</b>	..... W	.... <b>74-68</b>
<b>D 28</b>	<b>Louisiana Tech</b>	..... W	.... <b>78-52</b>
D 31	Pittsburgh	..... L	....64-73
<b>J 5</b>	<b>Iowa</b>	..... W	.... <b>66-52</b>
<b>J 8</b>	<b>Michigan State (7)</b>	..... W	.... <b>82-63</b>
J 10	Minnesota	..... W	....64-62
<b>J 14</b>	<b>Northwestern</b>	..... W	.... <b>68-52</b>
J 18	Ohio State (19)	..... L	....67-77
<b>J 21</b>	<b>North Dakota State</b>	..... L	....55-62
<b>J 25</b>	<b>Penn State</b>	..... W	.... <b>72-43</b>
J 28	Michigan	..... L	....76-85
<b>J 31</b>	<b>Illinois (6)</b>	..... L	....51-66
F 4	Purdue	..... L	....62-70
<b>F 8</b>	<b>Indiana (24)</b>	..... W	.... <b>72-54</b>
F 11	Penn State	..... W	....82-62
<b>F 15</b>	<b>Ohio State (12)</b>	..... W	.... <b>78-73</b>
F 23	Northwestern	..... L	....51-62
<b>F 26</b>	<b>Minnesota</b>	..... W	.... <b>80-74</b>
M 2	Michigan State (25)	..... L	....65-74
M 4	Iowa (23)	..... L	....44-59
Big Ten Tournament (Conseco Fieldhouse, Indianapolis, Ind.)			
M 10	Indiana	..... L	....56-61
NCAA Tournament (Minneapolis Regional, Philadelphia, Pa.)			
M 17	Arizona (2)	..... L	....75-94
^	— U.S. Virgin Islands Paradise Jam		
#	— ACC-Big Ten Challenge		

2006-07

Record: 30-6, Big Ten 13-3 (2nd)

Coach: Bo Ryan

<b>N 12</b>	<b>Mercer</b>	..... W	.... <b>72-48</b>
<b>N 15</b>	<b>UW-Green Bay</b>	..... W	.... <b>79-62</b>
<b>N 19</b>	<b>Southern^</b>	..... W	.... <b>92-39</b>
<b>N 21</b>	<b>Delaware State^</b>	..... W	.... <b>64-52</b>
N 24	Missouri State^	..... L	....64-66
N 25	Auburn^	..... W	....77-63
<b>N 28</b>	<b>Florida State#</b>	..... W	.... <b>81-66</b>
<b>D 2</b>	<b>Florida International</b>	..... W	.... <b>79-63</b>

<b>D 4</b>	<b>Winthrop (OT)</b>	..... W	.... <b>82-79</b>
D 9	Marquette (17)	..... W	....70-66
<b>D 13</b>	<b>UW-Milwaukee</b>	..... W	.... <b>68-49</b>
<b>D 16</b>	<b>Pitt (2)</b>	..... W	.... <b>89-75</b>
<b>D 23</b>	<b>Pacific</b>	..... W	.... <b>83-47</b>
<b>D 27</b>	<b>Gardner-Webb</b>	..... W	.... <b>98-40</b>
D 31	Georgia	..... W	....64-54
<b>J 6</b>	<b>Minnesota</b>	..... W	.... <b>68-45</b>
<b>J 9</b>	<b>Ohio State (5)</b>	..... W	.... <b>72-69</b>
J 13	Northwestern	..... W	....56-50
<b>J 17</b>	<b>Purdue</b>	..... W	.... <b>69-64</b>
J 20	Illinois	..... W	....71-64
<b>J 24</b>	<b>Michigan</b>	..... W	.... <b>71-58</b>
J 28	Iowa	..... W	....57-46
J 31	Indiana	..... L	....66-71
<b>F 3</b>	<b>Northwestern</b>	..... W	.... <b>69-52</b>
F 7	Penn State	..... W	....71-58
<b>F 10</b>	<b>Iowa</b>	..... W	.... <b>74-62</b>
F 14	Minnesota	..... W	....75-62
<b>F 17</b>	<b>Penn State</b>	..... W	.... <b>75-49</b>
F 20	Michigan State	..... L	....55-64
F 25	Ohio State (2)	..... L	....48-49
<b>M 3</b>	<b>Michigan State</b>	..... W	.... <b>52-50</b>
Big Ten Tournament (United Center, Chicago, Ill.)			
M 9	Michigan State	..... W	....70-57
M 10	Illinois	..... W	....53-61
M 11	Ohio State (1)	..... L	....49-46
NCAA Tournament (Midwest Regional, Chicago, Ill.)			
M 16	Texas A&M-C.C.	..... W	....76-63
M 18	UNLV	..... L	....68-74
^	— South Padre Invitational		
#	— ACC-Big Ten Challenge		

2007-08

**BIG TEN CHAMPIONS**  
**BIG TEN TOURNAMENT CHAMPIONS**

Record: 31-5, Big Ten 16-2 (1st)

Coach: Bo Ryan

<b>N 11</b>	<b>IPFW</b>	..... W	.... <b>83-55</b>
<b>N 15</b>	<b>Savannah State!</b>	..... W	.... <b>79-32</b>
<b>N 16</b>	<b>Florida A&amp;M!</b>	..... W	.... <b>88-40</b>
<b>N 17</b>	<b>Colorado!</b>	..... W	.... <b>78-52</b>
<b>N 24</b>	<b>Georgia</b>	..... W	.... <b>68-49</b>
N 27	Duke# (7)	..... L	....58-82
<b>D 3</b>	<b>Wofford</b>	..... W	.... <b>70-43</b>
<b>D 8</b>	<b>Marquette (11)</b>	..... L	....76-81
D 12	Milwaukee	..... W	....61-39
<b>D 15</b>	<b>Green Bay</b>	..... W	.... <b>70-52</b>
<b>D 22</b>	<b>Valparaiso</b>	..... W	.... <b>68-58</b>
D 29	Texas (9)	..... W	....67-66
J 2	Michigan	..... W	....70-54
<b>J 5</b>	<b>Iowa</b>	..... W	.... <b>64-51</b>
<b>J 10</b>	<b>Illinois</b>	..... W	.... <b>70-60</b>
J 15	Penn State	..... W	....80-55
<b>J 19</b>	<b>Northwestern</b>	..... W	.... <b>62-50</b>
<b>J 22</b>	<b>Michigan</b>	..... W	.... <b>64-61</b>
J 26	Purdue	..... L	....56-60
<b>J 31</b>	<b>Indiana (1)</b>	..... W	.... <b>62-49</b>
F 3	Minnesota	..... W	....63-47
F 6	Iowa	..... W	....60-54
<b>F 9</b>	<b>Purdue (24)</b>	..... L	....67-72
F 13	Indiana (13)	..... W	....68-66
<b>F 16</b>	<b>Minnesota</b>	..... W	.... <b>65-56</b>
F 20	Illinois	..... W	....71-57
F 24	Ohio State	..... W	....58-53
<b>F 28</b>	<b>Michigan St. (19)</b>	..... W	.... <b>57-42</b>
<b>M 5</b>	<b>Penn State</b>	..... W	.... <b>77-41</b>
M 8	Northwestern	..... W	....65-52

Big Ten Tournament

(Conseco Fieldhouse, Indianapolis, Ind.)  
 M 14 Michigan ..... W...51-34  
 M 15 Michigan State (19)... W...65-63  
 M 16 Illinois ..... W...61-48

NCAA Tournament

(Midwest Regional, Omaha, Neb. & Detroit, Mich.)

M 20 Cal State Fullerton.... W...71-56  
 M 22 Kansas State ..... W...72-55  
 M 28 Davidson (23) ..... L...56-73  
 ! — America's Youth Classic  
 # — ACC-Big Ten Challenge

2008-09

Record: 20-13, Big Ten 10-8 (14th)

Coach: Bo Ryan

**N 16 Long Beach State ... W ...68-61**  
**N 18 SIU-Edwardsville .... W ...88-58**  
 N 21 vs. Iona (OT)^ ..... W...60-58  
 N 23 vs. San Diego^ ..... W...64-49  
 N 24 vs. Connecticut (2)^.. L...57-76  
**N 29 UW-Milwaukee..... W ...67-46**  
 D 1 Virginia Tech# ..... W...74-72  
 D 6 Marquette (25) ..... L...58-61  
**D 9 Idaho State..... W ...60-58**  
**D 13 Green Bay..... W ...77-57**  
**D 20 Coppin State ..... W ...57-46**  
**D 23 Texas (9)..... L ...69-74**  
 D 31 Michigan (23)..... W...73-61  
**J 3 Penn State..... W ...65-61**  
**J 7 Northwestern..... W ...74-45**  
 J 11 Purdue (14)..... L...52-65  
**J 15 Minnesota (18) (OT) .. L ...74-78**  
 J 21 Iowa (OT) ..... L...69-73  
 J 24 Illinois (25)..... L...57-64  
**J 27 Purdue (16)..... L ...63-64**  
 J 31 Northwestern..... L...63-66  
**F 5 Illinois (23)..... W ...63-50**  
 F 8 Penn State..... W...54-44  
**F 11 Iowa ..... W ...69-52**  
**F 14 Ohio State (24)..... W ...55-50**  
 F 19 Indiana ..... W...68-51  
 F 22 Michigan State (6).... L...50-61  
**M 1 Michigan..... W ...60-55**  
 M 4 Minnesota ..... L...46-51  
**M 8 Indiana ..... W ...85-61**

Big Ten Tournament

(Conseco Fieldhouse, Indianapolis, Ind.)  
 M 13 Ohio State ..... L...57-61

NCAA Tournament

(West Regional, Boise, Idaho)

M 20 Florida St. (16) (OT)... W...61-59  
 M 22 Xavier (20) ..... L...49-60  
 ^ — U.S. Virgin Islands Paradise Jam  
 # — ACC-Big Ten Challenge

2009-10

Record: 24-9, Big Ten 13-5 (4th)

Coach: Bo Ryan

**N 15 IPFW..... W ...75-46**  
**N 18 Oakland..... W ...58-42**  
 N 23 Arizona^ ..... W...65-61  
 N 24 Gonzaga^ ..... L...61-74  
 N 25 Maryland (21)^ ..... W...78-69  
**D 2 Duke (6)# ..... W ...73-69**  
**D 5 Grambling State .... W ...79-46**  
 D 9 Green Bay (OT) ..... L...84-88  
**D 12 Marquette ..... W ...72-63**  
**D 16 Cal Poly ..... W ...90-42**  
**D 23 Milwaukee..... W ...68-58**  
**D 27 Illinois-Chicago..... W ...79-43**  
**D 31 Ohio State (15)..... W ...65-43**  
 J 3 Penn State..... W...63-46  
 J 6 Michigan State (10).... L...47-54  
**J 9 Purdue (4) ..... W ...73-66**  
 J 13 Northwestern..... W...60-50  
 J 16 Ohio State ..... L...51-60  
**J 20 Michigan..... W ...54-48**  
**J 24 Penn State (OT)..... W ...79-71**  
 J 28 Purdue (10)..... L...57-60  
**F 2 Michigan State (5) .. W ...67-49**  
 F 6 Michigan ..... W...62-44  
**F 9 Illinois..... L ...56-63**  
**F 13 Indiana..... W ...83-55**  
 F 18 Minnesota ..... L...52-68  
**F 21 Northwestern..... W ...70-63**  
 F 25 Indiana ..... W...78-46  
**M 3 Iowa ..... W ...67-40**  
 M 7 Illinois..... W...72-57

Big Ten Tournament

(Conseco Fieldhouse, Indianapolis, Ind.)  
 M 12 Illinois ..... L...54-58

NCAA Tournament

(East Regional, Jacksonville, Fla.)

M 19 Wofford ..... W...53-49  
 M 21 Cornell ..... L...69-87  
 ^ — EA Sports Maui Invitational  
 # — ACC-Big Ten Challenge

2010-11

Record: 25-9, Big Ten 13-5 (3rd)

Coach: Bo Ryan

**N 14 Prairie View A&M ... W ...99-55**  
**N 15 North Dakota..... W ...85-53**  
 N 20 UNLV ..... L...65-68  
 N 25 vs. Manhattan^ ..... W...60-58  
 N 26 vs. Boston College^ .. W...64-49  
 N 28 vs. Notre Dame^ ..... L...51-58  
**D 1 NC State# ..... W ...87-48**  
**D 4 South Dakota..... W ...76-61**  
**D 8 Milwaukee..... W ...61-40**  
 D 11 Marquette ..... W...69-64  
**D 13 Green Bay..... W ...70-56**  
**D 23 Coppin State..... W ...80-56**  
**D 28 Minnesota (14)..... W ...68-60**  
 J 2 Illinois (25)..... L...61-69  
**J 5 Michigan..... W ...66-50**  
 J 11 Michigan St. (OT).... L...61-64  
**J 15 Illinois (16) ..... W ...76-66**  
**J 20 Indiana..... W ...69-60**  
 J 23 Northwestern..... W...78-46  
 J 29 Penn State ..... L...52-56  
**F 1 Purdue (11)..... W ...66-59**  
**F 6 Michigan State ..... W ...82-56**  
 F 9 Iowa (OT) ..... W...62-59  
**F 12 Ohio State (1) ..... W ...71-67**  
 F 16 Purdue (11)..... L...62-70  
**F 20 Penn State..... W ...76-66**  
 F 23 Michigan ..... W...53-52  
**F 27 Northwestern..... W ...78-63**  
 M 3 Indiana ..... W...77-67  
 M 6 Ohio State (1)..... L...65-93

Big Ten Tournament

(Conseco Fieldhouse, Indianapolis, Ind.)  
 M 11 Penn State ..... L...33-36

NCAA Tournament

(Southeast Regional, Tucson, Ariz. & New Orleans, La.)

M 17 Belmont ..... W...72-58  
 M 19 Kansas State (21).... W...70-65  
 M 24 Butler ..... L...54-61  
 ^ — Old Spice Classic, Orlando, Fla.  
 # — ACC-Big Ten Challenge

2011-12

Record: 26-10, Big Ten 12-6 (4th)

Coach: Bo Ryan

**N 12 Kennesaw State** ..... W ...85-31  
**N 16 Colgate**..... W ...68-41  
**N 19 Wofford**^..... W ...69-33  
**N 22 UMKC**^..... W ...77-31  
 N 25 vs. Bradley^..... W.....66-43  
 N 26 vs. BYU^..... W.....73-56  
 N 30 N. Carolina (5)#.....L.....57-60  
**D 3 Marquette (16)**.....L.....54-61  
**D 7 Green Bay**..... W ...70-42  
**D 10 UNLV**..... W ...62-51  
 D 13 Milwaukee..... W.....60-54  
**D 15 Savannah State**..... W ...66-33  
**D 23 Miss. Valley St.**..... W ...79-45  
 D 27 Nebraska..... W.....64-40  
**D 31 Iowa**..... L.....65-72  
**J 3 Mich. St. (10) (OT)**.....L.....60-63  
 J 8 Michigan (16).....L.....41-59  
 J 12 Purdue..... W.....67-62  
**J 15 Nebraska**..... W ...50-45  
**J 18 Northwestern**..... W ...77-57  
 J 22 Illinois (22)..... W.....67-63  
**J 26 Indiana (16)**..... W ...57-50  
 J 31 Penn State..... W.....52-46  
**F 4 Ohio State (3)**..... L.....52-58  
 F 9 Minnesota (OT)..... W.....68-61  
 F 16 Michigan State (7).....L.....55-69  
**F 19 Penn State**..... W ...65-55  
 F 23 Iowa..... L.....66-67  
 F 26 Ohio State (8)..... W.....63-60  
**F 28 Minnesota**..... W ...52-45  
**M 4 Illinois**..... W ...70-56  
 Big Ten Tournament  
 (Conseco Fieldhouse, Indianapolis, Ind.)  
 M 9 Indiana (15)..... W.....79-71  
 M 10 Michigan State (8).....L.....52-65  
 NCAA Tournament  
 (East Regional, Albuquerque, N.M. & Boston, Mass.)  
 M 15 Montana..... W ...73-49  
 M 17 Vanderbilt (20)..... W.....80-57

M 22 Syracuse (2)..... L.....63-64

^ — Chicago Invitational Challenge  
 # — ACC-Big Ten Challenge

2012-13

Record: 23-12, Big Ten 12-6 (4th)

Coach: Bo Ryan

**N 11 Southeastern La.**..... W ...87-47  
 N 14 Florida (10)..... L.....56-74  
**N 18 Cornell**^..... W ...73-40  
**N 20 Presbyterian**^..... W ...88-43  
 N 23 vs. Creighton (14)^.....L.....74-84  
 N 24 vs. Arkansas^..... W.....77-70  
**N 28 Virginia**#..... L.....54-60  
**D 2 California**..... W ...81-56  
**D 4 Omaha**..... W ...86-40  
 D 8 Marquette (16)..... L.....50-60  
**D 12 Green Bay**..... W ...65-54  
**D 22 Milwaukee**..... W ...74-53  
**D 29 Samford**..... W ...87-51  
**J 3 Penn State**..... W ...60-51  
 J 6 Nebraska..... W.....47-41  
**J 12 Illinois (12)**..... W ...74-51  
 J 15 Indiana (2)..... W.....64-59  
 J 19 Iowa..... W.....66-70  
**J 22 Michigan State (13)**.....L.....47-49  
**J 26 Minnesota (12)**..... W ...45-44  
 J 29 Ohio State (11).....L.....49-58  
 F 3 Illinois..... W.....74-68  
**F 6 Iowa (20T)**..... W ...74-70  
**F 9 Michigan (2) (OT)**..... W ...65-62  
 F 14 Minnesota (OT).....L.....53-58  
**F 17 Ohio State (13)**..... W ...71-49  
 F 20 Northwestern..... W.....69-41  
**F 26 Nebraska**..... L.....77-46  
**M 3 Purdue**..... L.....56-69  
 M 7 Michigan State (10).....L.....43-58  
 M 10 Penn State..... W.....63-60  
 Big Ten Tournament  
 (United Center, Chicago, Ill.)  
 M 15 Michigan (6)..... W.....68-59

M 16 Indiana (3)..... W.....68-56  
 M 17 Ohio State (10)..... L.....43-50  
 NCAA Tournament  
 (West Regional, Kansas City, Mo.)  
 M 22 Ole Miss..... L.....46-57

^ — Las Vegas Invitational  
 # — ACC-Big Ten Challenge

2013-14

Record: 12-0, Big Ten 0-0

Coach: Bo Ryan

N 8 St. John's^..... W.....87-47  
**N 12 Florida (11)**..... W ...59-53  
 N 16 Green Bay..... W.....69-66  
**N 19 North Dakota**..... W ...103-85  
**N 21 Bowling Green**..... W ...88-64  
**N 23 Oral Roberts**#..... W ...76-67  
 N 26 Saint Louis#..... W.....63-57  
 N 27 West Virginia#..... W.....70-63  
 D 4 Virginia&..... W.....48-38  
**D 7 Marquette**..... W ...70-64  
**D 11 Milwaukee**..... W ...78-52  
**D 14 Eastern Kentucky**... W ...88-61

^ — Samford Pentagon, Sioux Falls, S.D.  
 # — Cancun Challenge, Cancun, Mexico  
 & — Big Ten-ACC Challenge

UW Exhibition Games

Below is a listing of Wisconsin's exhibition games dating back to 1971.

10/30/13 UW-Platteville..... W, 80-51	11/13/02 Gallos de Palea..... W, 97-55	11/17/92 Russian National... L, 81-87
11/7/12 UW-Oshkosh..... W, 96-44	11/13/01 Ath. in Action..... W, 82-57	11/17/91 Brazil Ripasa..... W, 64-62
11/5/11 UW-Stevens Point . W, 80-54	11/10/01 EA Sports..... W, 95-64	11/7/91 Ath. in Action..... W, 103-95
11/6/10 UW-La Crosse..... W, 84-59	11/11/00 Ath. in Action..... W, 69-66	11/18/90 Marathon..... W, 94-77
11/10/10 Minnesota State... W, 93-59	11/4/00 BWBA..... W, 73-59	11/8/90 Ukraine Nat'l's... W, 91-74
11/11/09 UW-Superior..... W, 80-47	11/8/99 Ath. in Action..... W, 73-54	11/19/89 Brazil..... W, 86-74
11/4/09 Bemidji State..... W, 90-54	11/6/99 Calif. All-Stars..... W, 99-65	11/16/88 Victoria All-Stars... W, 84-62
11/11/08 UW-Whitewater... W, 64-47	11/9/98 Calif. All-Stars..... W, 67-40	11/19/87 Brandon (Canada) . W, 80-56
11/1/08 Augustana..... W, 81-57	11/5/98 Ath. in Action..... W, 80-71	11/11/86 Poland..... L, 72-74
11/7/07 UW-Eau Claire..... W, 74-35	11/10/97 Ath. in Action..... W, 54-51	11/6/85 Czechoslovakia... W, 103-83
11/4/07 Edgewood Coll.... W, 77-48	11/5/97 Yugoslavia..... W, 64-48	11/21/84 Yugoslavia (Zadar) . W, 76-67
11/8/06 Carroll College... W, 81-61	11/13/96 Australian Select... W, 78-65	11/9/83 Yugoslavia..... L, 59-83
11/3/06 UW-Stout..... W, 82-33	11/8/96 Ath. in Action..... W, 75-63	11/11/82 Windsor (Canada) . W, 94-58
11/14/05 Lawrence..... W, 81-46	11/15/95 Marathon..... W, 84-68	11/16/81 China..... W, 88-81
11/5/05 UW-River Falls... W, 79-52	11/7/95 Georgia Select..... W, 79-33	11/13/80 Team Fiat..... W, 77-70
11/16/04 UW-Platteville.... W, 78-44	11/20/94 Marathon Oil..... W, 91-73	11/12/79 Yugoslavia..... L, 70-93
11/10/04 UW-Parkside..... W, 81-42	11/8/94 Croatia Nat'l's... W, 81-62	11/19/75 Windsor (Canada) . W, 99-68
11/17/03 Charl. Lowgators... W, 102-95	11/21/93 Marathon..... W, 106-84	12/15/71 Australia..... W, 90-78
11/8/03 EA Sports..... W, 103-81	11/16/93 Slovakia Und.-22 . W, 99-20	1/4/71 Australia..... W, 94-63
11/17/02 EA Sports..... W, 71-52	11/22/92 Marathon..... W, 98-91	

All-time Record: 53-4

# All-Time Series Scores

## Air Force (2-0)

**At Madison:** UW leads 1-0  
**At Air Force:** UW leads 1-0  
 12/3/60 H W 80-67  
 12/1/62 A W 72-64

## Alabama (1-3)

**At Madison:** Series tied 1-1  
**At Tuscaloosa:** UW trails 0-2  
 12/8/79 H L 62-66  
 12/1/80 A L 75-90  
 12/30/03 A L 56-71  
 12/29/04 H W 76-62

## Alcorn State (1-0)

**At Madison:** UW leads 1-0  
 12/29/92 H W 110-81

## Arizona (3-2)

**At Tucson:** UW trails 0-1  
**Neutral:** UW leads 3-1  
 12/3/62 A L 46-51  
 12/30/66 N W 104-77  
 3/18/00 N W 66-59  
 3/17/06 N L 75-94  
 11/23/09 N W 65-61

## Arkansas (1-0)

**Neutral:** UW leads 1-0  
 11/24/12 N W 77-70

## Arkansas State (1-0)

**At Madison:** UW leads 1-0  
 12/14/14 H W 45-7

## Army (1-0)

**Neutral:** UW leads 1-0  
 11/25/06 N W 77-63

## Auburn (1-0)

**Neutral:** UW leads 1-0  
 11/25/06 N W 78-54

## Ball State (6-2)

**At Madison:** UW leads 6-0  
**At Muncie:** UW trails 0-2  
 12/4/36 H W 38-33  
 12/1/69 H W 88-74  
 12/9/80 H W 85-72  
 12/12/81 H W 71-70  
 12/8/82 A L 66-76

12/26/96 H W 74-59  
 12/13/97 A L 56-68  
 11/20/99 H W 60-50

## Belmont (1-0)

**Neutral:** UW leads 1-0  
 3/17/11 N W 72-58

## Bethune-Cookman (1-0)

**At Madison:** UW leads 1-0  
 12/8/92 H W 75-50

## Boston College (4-2)

**Neutral:** UW leads 4-2  
 12/26/59 N W 95-82  
 12/18/64 N L 85-86  
 12/26/64 N W 70-69  
 12/27/76 N W 74-66  
 12/27/85 N L 72-74  
 11/26/10 N W 65-55

## Bowling Green (2-1)

**At Madison:** UW leads 2-0  
**At Bowling Green:** UW trails 0-1  
 12/12/64 H W 87-56  
 12/10/66 A L 69-81  
 3/13/91 H W 87-79

## Bradley (3-2)

**At Madison:** UW leads 1-0  
**At Peoria:** UW trails 0-2  
**Neutral:** UW leads 2-0  
 2/12/29 H W 48-22  
 12/20/56 A L 62-74  
 12/17/60 A L 66-88  
 11/26/89 N W 63-57  
 11/25/11 N W 66-43

## Brown (2-0)

**At Madison:** UW leads 2-0  
 12/21/74 H W 79-68  
 12/7/96 H W 52-30

## Bucknell (1-0)

**Neutral:** UW leads 1-0  
 3/20/05 N W 71-62

## Butler (17-14)

**At Madison:** UW leads 13-7  
**At Indianapolis:** UW trails 4-6  
**Neutral:** UW trails 0-1  
 12/16/21 H L 20-26  
 12/15/22 H L 13-20  
 2/12/24 H W 25-23  
 12/19/24 H L 16-22  
 2/5/26 H W 31-24  
 12/16/27 H W 25-18  
 2/10/32 H W 28-17  
 12/30/33 H W 37-27  
 2/8/36 H W 28-24  
 12/23/36 A L 23-43  
 12/19/38 A L 21-24  
 2/5/40 H L 46-50  
 2/8/41 H W 59-55  
 12/9/46 A W 60-52  
 12/8/47 H W 61-53  
 2/1/51 H W 60-35  
 2/6/52 A W 62-60  
 12/1/53 H W 70-54  
 1/17/55 A W 57-53  
 12/1/55 H L 63-67  
 12/3/56 A L 50-54  
 12/19/57 H W 59-58  
 12/30/58 A L 55-69  
 12/1/59 H L 82-88  
 12/1/60 A L 58-73  
 12/5/87 H W 92-80  
 12/10/88 A W 63-53  
 12/9/89 H W 75-59  
 12/15/90 A L 88-94  
 1/30/01 H L 44-58  
 3/24/11 N L 54-61

## BYU (2-0)

**At Madison:** UW leads 1-0  
**Neutral:** UW leads 1-0  
 12/11/31 H W 30-16  
 11/26/11 N W 73-56

## Cal Poly (1-0)

**At Madison:** UW leads 1-0  
 12/16/09 H W 90-42

## Cal State Fullerton (1-0)

**Neutral:** UW leads 1-0  
 3/20/08 N W 71-56

**Cal State LA (1-0)**

**At Madison:** UW leads 1-0  
11/27/85 H W 104-88

**California (3-5)**

**At Madison:** UW leads 2-0  
**At Berkeley:** UW trails 0-3  
**Neutral:** UW trails 1-2  
12/19/47 A L 61-73  
12/20/47 A L 44-59  
12/28/51 N L 49-68  
12/26/52 H W 64-57  
12/29/55 A L 55-62  
12/20/58 N L 53-68  
12/29/86 N W 66-63  
12/2/12 H W 81-56

**UC Davis (1-0)**

**At Madison:** UW leads 1-0  
12/3/73 H W 97-53

**UC Santa Barbara (1-0)**

**At Madison:** UW leads 1-0  
11/23/04 H W 72-61

**Canisius (1-1)**

**At Madison:** UW leads 1-0  
**At Buffalo:** UW trails 0-1  
12/28/59 A L 65-80  
12/3/77 H W 96-70

**Central Conn. St. (1-0)**

**At Madison:** UW leads 1-0  
12/5/91 H W 80-54

**Central Michigan (3-2)**

**At Madison:** UW leads 3-0  
**At Mt. Pleasant:** UW trails 0-2  
12/31/80 H W 69-62  
12/9/81 A L 68-71  
12/11/82 H W 83-67  
12/8/84 H W 74-63  
12/6/86 A L 66-80

**Chaminade (1-0)**

**Neutral:** UW leads 1-0  
11/22/95 N W 104-66

**Charleston (1-0)**

**At Madison:** UW leads 1-0  
1/3/04 H W 75-49

**Charleston Southern (1-0)**

**At Madison:** UW leads 1-0  
12/14/92 H W 101-72

**Charlotte (1-0)**

**At Charlotte:** UW leads 1-0  
12/13/80 A W 71-63

**Chicago State (1-0)**

**At Madison:** UW leads 1-0  
1/4/03 H W 73-45

**Cincinnati (1-5)**

**At Madison:** UW trails 0-2  
**At Cincinnati:** UW trails 0-2  
**Neutral:** Series tied 1-1  
12/9/61 H L 67-86  
12/30/61 N L 71-101  
12/14/63 A L 60-65  
12/22/65 A L 74-87  
12/3/66 H L 70-77  
3/17/94 N W 80-72

**C. C. of New York (0-1)**

**Neutral:** UW trails 0-1  
3/20/47 N L 56-70

**Cleveland State (1-0)**

**At Madison:** UW leads 1-0  
12/22/79 H W 103-78

**Coastal Carolina (2-0)**

**At Madison:** UW leads 2-0  
12/7/91 H W 91-57  
11/26/05 H W 92-54

**Colgate (1-0)**

**At Madison:** UW leads 1-0  
11/16/11 H W 68-41

**Colorado (1-0)**

**At Madison:** UW leads 1-0  
11/17/07 H W 78-52

**Connecticut (0-1)**

**Neutral:** UW trails 0-1  
11/24/08 N L 57-76

**Coppin State (3-0)**

**At Madison:** UW leads 3-0  
12/20/97 H W 71-63  
12/20/08 H W 57-46  
12/23/10 H W 80-56

**Cornell (1-1)**

**At Madison:** UW leads 1-0  
**Neutral:** UW trails 0-1  
3/21/10 N L 69-87  
11/18/12 H W 73-40

**Creighton (1-1)**

**At Madison:** UW leads 1-0  
**Neutral:** UW trails 0-1  
1/8/49 H W 75-39  
11/23/12 N L 74-84

**Dartmouth (3-1)**

**At Madison:** UW leads 2-0  
**Neutral:** Series tied 1-1  
3/21/41 H W 51-50  
12/31/41 N L 49-57  
12/27/63 N W 94-68  
12/14/84 H W 90-70

**Davidson (0-2)**

**Neutral:** UW trails 0-2  
12/12/80 N L 63-67  
3/28/08 N L 56-73

**Dayton (1-0)**

**Neutral:** UW leads 1-0  
12/28/61 N W 105-93

**Delaware State (1-0)**

**At Madison:** UW leads 1-0  
11/21/06 H W 64-52

**Denver (2-0)**

**At Madison:** UW leads 2-0  
12/28/53 H W 67-48  
12/14/88 H W 89-34

**DePaul (1-6)**

**At Madison:** UW trails 1-2  
**At Chicago:** UW trails 0-3  
**Neutral:** UW trails 0-1  
12/23/35 A L 22-27  
12/30/36 H L 17-33  
3/3/44 N L 35-48  
12/6/76 H W 68-66  
12/14/77 H L 62-85  
12/16/78 A L 78-84  
12/5/79 A L 77-90

**Detroit (3-0)**

**At Madison:** UW leads 3-0

1/2/39	H	W	34-27
12/23/92	H	W	108-86
12/6/03	H	W	68-42

**Duke (1-1)**

**At Madison:** UW leads 1-0

**At Durham:** UW trails 0-1

11/27/07	A	L	58-82
12/2/09	H	W	73-69

**Duquesne (0-1)**

**Neutral:** UW trails 0-1

12/29/67	N	L	66-76
----------	---	---	-------

**East Tennessee St. (1-0)**

**Neutral:** UW leads 1-0

12/1/79	N	W	68-56
---------	---	---	-------

**East Texas State (1-0)**

**At Madison:** UW leads 1-0

12/5/85	H	W	82-60
---------	---	---	-------

**Eastern Illinois (5-1)**

**At Madison:** UW leads 5-0

**At Charleston:** UW trails 0-1

12/1/70	H	W	102-84
12/22/86	H	W	72-68
12/3/87	A	L	52-59
12/5/88	H	W	52-44
12/28/95	H	W	105-70
11/25/03	H	W	81-47

**Eastern Kentucky (1-0)**

**Neutral:** UW leads 1-0

11/19/05	N	W++	95-89
----------	---	-----	-------

**Eastern Michigan (3-2)**

**At Madison:** UW leads 3-1

**At Ypsilanti:** UW trails 0-1

12/12/79	H	W	69-57
12/30/88	H	W	84-69
11/24/89	H	L	52-71
12/13/93	H	W	94-68
12/10/94	A	L	76-92

**Eastern Washington (1-0)**

**At Madison:** UW leads 1-0

11/15/02	H	W	81-55
----------	---	---	-------

**Fairfield (1-0)**

**At Madison:** UW leads 1-0

12/31/92	H	W	76-55
----------	---	---	-------

**Ferris State (1-0)**

**At Madison:** UW leads 1-0

11/28/88	H	W	98-61
----------	---	---	-------

**Florida (1-2)**

**At Madison:** UW leads 1-0

**At Gainesville:** UW trails 0-2

12/20/67	H	W	86-81
12/21/68	A	L	66-71
11/14/12	A	L	56-74

**Florida A&M (2-0)**

**At Madison:** UW leads 2-0

11/26/83	H	W	100-56
11/16/07	H	W	88-40

**Florida International (1-0)**

**At Madison:** UW leads 1-0

12/2/06	H	W	79-63
---------	---	---	-------

**Florida State (3-0)**

**At Madison:** UW leads 2-0

**Neutral:** UW leads 1-0

12/4/61	H	W	64-63
11/28/06	H	W	81-66
3/20/09	N	W+	61-59

**Florida Tech (1-0)**

**At Madison:** UW leads 1-0

12/13/71	H	W	90-58
----------	---	---	-------

**Fordham (1-0)**

**Neutral:** UW leads 1-0

12/16/66	N	W	67-66
----------	---	---	-------

**Fort Wayne (2-0)**

**At Madison:** UW leads 2-0

11/11/07	H	W	83-55
11/15/09	H	W	75-46

**Fresno State (3-1)**

**At Madison:** UW leads 1-0

**At Fresno:** UW leads 1-0

**Neutral:** Series tied 1-1

12/30/91	N	L	68-71
12/27/97	A	W	64-60
12/27/98	H	W	87-65
3/16/00	N	W	66-56

**Furman (1-0)**

**At Madison:** UW leads 1-0

12/15/01	H	W	68-60
----------	---	---	-------

**Gardner-Webb (1-0)**

**At Madison:** UW leads 1-0

12/27/06	H	W	98-40
----------	---	---	-------

**George Washington (0-1)**

**At Wash., D.C.:** UW trails 0-1

12/7/77	A	L	74-77
---------	---	---	-------

**Georgetown (1-1)**

**Neutral:** Series tied 1-1

12/28/71	N	W	82-62
12/28/82	N	L	43-71

**Georgia (2-2)**

**At Madison:** UW leads 1-0

**At Athens:** UW leads 1-0

**Neutral:** UW trails 0-2

12/28/74	N	L	89-91
12/28/89	N	L	64-65
12/31/06	A	W	64-54
11/24/07	H	W	68-49

**Georgia State (0-1)**

**Neutral:** UW trails 0-1

3/15/01	N	L	49-50
---------	---	---	-------

**Georgia Tech (1-1)**

**At Atlanta:** UW trails 0-1

**Neutral:** UW leads 1-0

12/28/63	N	W	104-84
11/28/01	A	L	61-62

**Gonzaga (2-1)**

**At Madison:** UW leads 1-0

**Neutral:** Series tied 1-1

12/18/63	H	W	115-71
12/1/89	N	W	63-58
11/24/09	N	L	61-74

**Grambling State (2-0)**

**At Madison:** UW leads 2-0

12/29/93	H	W	103-83
12/5/09	H	W	79-46

+ overtime



**Green Bay (18-1)**

*At Madison: UW leads 16-0*

*At Green Bay: UW leads 2-1*

12/6/80	H	W++	68-66
12/5/81	H	W	77-65
12/5/92	H	W	70-65
12/8/93	H	W	64-50
11/30/94	H	W	61-57
12/8/99	H	W	55-34
12/6/00	A	W	61-53
12/1/01	H	W	70-57
11/30/02	A	W	69-52
12/10/03	H	W	73-57
12/7/04	H	W	65-55
12/7/05	H	W	82-62
11/15/06	H	W	79-62
12/15/07	H	W	70-52
12/13/08	H	W	77-57
12/9/09	A	L+	84-88
12/13/10	H	W	70-56
12/7/11	H	W	70-42
12/12/12	H	W	65-54

**Hardin-Simmons (1-0)**

*At Madison: UW leads 1-0*

1/27/65	H	W	83-63
---------	---	---	-------

**Harvard (1-0)**

*At Madison: UW leads 1-0*

1/31/42	H	W	58-41
---------	---	---	-------

**Hawaii (1-1)**

*Neutral: Series tied 1-1*

12/27/86	N	W	82-77
11/25/01	N	L	57-60

**Hawaii-Hilo (1-0)**

*At Hilo: UW leads 1-0*

11/23/01	A	W	78-62
----------	---	---	-------

**Houston (1-1)**

*At Madison: UW leads 1-0*

*At Madison: UW trails 0-1*

12/1/64	H	W	76-65
12/11/65	A	L	57-82

**Howard (1-0)**

*At Madison: UW leads 1-0*

12/21/91	H	W	64-57
----------	---	---	-------

**Idaho State (1-0)**

*At Madison: UW leads 1-0*

12/9/08	H	W	60-58
---------	---	---	-------

**Illinois (80-110)**

*At Madison: UW leads 54-39*

*At Champaign: UW trails 23-68*

*Neutral: UW leads 3-3*

3/3/06	A	W	36-32
3/10/06	H	W	1-0*
1/19/07	A	W	22-16
2/1/07	H	W	47-13
1/18/08	A	W	28-20
3/9/08	H	W	27-14
1/16/09	A	L	16-28
1/23/09	H	W	20-10
1/21/10	H	W	28-16
1/25/10	A	L	14-34
1/21/11	H	W	20-17
3/11/11	A	L	18-21
1/13/12	H	W	27-10
3/15/12	A	W	23-15
1/11/13	A	W	16-15
2/21/13	H	W	18-13
1/10/14	A	W	26-25
2/20/14	H	W	29-16
2/8/15	A	L	19-39
2/13/15	H	L	17-19
1/22/16	A	L	20-27
2/19/16	H	W	34-14
2/20/17	H	W	25-14
2/24/17	A	L	17-20
1/19/18	A	W	22-21
2/23/18	H	W	23-15
1/25/19	H	L	15-25
1/15/19	A	L	14-16
1/24/20	A	L	20-43
2/21/20	H	W	33-29
1/22/21	H	W	23-18
2/19/21	A	L	9-17
2/10/22	H	W	25-23
2/27/22	A	L	35-37
2/16/24	H	W	13-12
2/25/24	A	L	20-31
2/21/25	A	L	25-35
3/9/25	H	W	24-9
2/28/27	A	L	28-32
3/5/27	H	W	39-13
1/16/28	H	L	33-34
3/9/28	A	W	32-22
1/18/30	H	W	14-9
2/24/30	A	W	23-17
1/05/31	A	W	12-9
1/24/31	H	W	30-20

2/11/33	A	L	25-38
2/20/33	H	L	15-29
1/6/34	A	L	17-20
2/17/34	H	W	28-22
1/11/36	H	L	27-29
2/15/36	A	L	20-36
1/9/37	H	L	28-31
2/22/37	A	L	31-48
1/21/39	H	L	34-37
2/19/40	A	L	35-37
2/15/41	H	W	46-30
1/3/42	H	L	40-55
2/23/42	A	L	43-45
1/11/43	H	L	40-52
2/20/43	A	L	26-50
1/03/44	H	L+	43-45
1/7/44	A	W	43-38
1/1/46	H	L	31-56
1/18/46	A	L	53-72
1/1/47	H	W	53-47
1/25/47	A	L	37-63
1/3/48	H	W	52-47
1/24/48	A	L	36-57
1/3/49	A	L	50-62
2/5/49	H	L	54-61
1/2/50	H	W	59-50
2/25/50	A	L	58-76
1/1/51	H	L+	69-71
2/10/51	A	L	52-63
1/7/52	A	L	49-53
3/08/52	H	W	58-48
1/10/53	A	L	61-71
2/7/53	H	L	61-65
2/13/54	H	L+	64-70
2/22/54	A	L	64-66
1/1/55	A	W	79-64
2/19/55	H	L	71-99
1/9/56	A	L	77-96
1/12/57	H	L	63-79
1/4/58	H	L	59-64
1/13/58	A	W	71-70
1/5/59	H	L	51-77
2/16/59	A	L	54-93
2/20/60	H	W	75-63
2/6/61	A	L	73-77
1/29/62	A	W	85-81
2/19/62	H	W	103-101
2/11/63	H	W	84-77
2/23/63	A	L	77-89
3/7/64	A	L	73-97
12/15/64	H	L	56-70
12/14/65	H	L	70-90
1/11/66	A	L	64-80
12/19/66	A	L	74-87
3/11/67	H	W	102-92
2/6/68	H	L	60-68

\* vacated by NCAA

2/1/69	A	L	73-86
1/3/70	H	L	69-74
2/3/70	A	W	66-65
1/12/71	A	L	82-84
2/23/71	H	W	88-84
2/26/72	A	L	86-91
3/11/72	H	W	97-84
1/8/73	A	L	74-76
2/10/73	H	W	99-88
1/19/74	H	W	101-75
1/13/75	A	L	56-72
2/10/75	H	W	76-70
1/12/76	A	L	61-71
2/9/76	H	L	59-70
2/3/77	A	L	72-82
2/12/77	H	W	62-50
2/2/78	A	L	71-74
2/11/78	H	W	80-73
1/18/79	H	L	74-81
2/15/79	A	L	64-81
1/19/80	H	L	64-69
2/7/80	A	L	50-67
1/24/81	A	W	54-45
2/12/81	H	L	65-84
2/4/82	A	L	54-88
2/13/82	H	L	60-68
1/8/83	H	L	54-61
3/10/83	A	L	64-71
1/7/84	H	L+	62-63
3/10/84	A	L	57-81
1/17/85	H	L	67-78
2/16/85	A	L	49-68
1/16/86	A	L	54-73
2/15/86	H	L	74-82
1/8/87	H	L	66-68
2/7/87	A	L	74-99
1/16/88	H	L	65-80
2/21/88	A	L	65-85
1/12/89	A	L	80-103
1/18/89	H	W	72-52
1/4/90	A	L	59-73
1/25/90	H	L	63-66
1/2/91	A	L	62-70
3/6/91	H	W	85-77
1/22/92	A	L	67-74
2/20/92	H	W	92-78
1/27/93	A	L	72-80
2/28/93	H	W	74-66
1/25/94	H	W	66-56
2/27/94	A	L	65-76
2/4/95	H	W	73-60
2/3/96	A	W	57-56
1/25/97	A	W	73-56
2/12/97	H	W	62-45
1/21/98	A	L	48-62
2/7/98	H	L+	47-53
3/6/98	UC	L	61-66

1/20/99	H	W	75-53
2/6/99	A	L	51-53
1/8/00	H	W	63-59
2/13/01	A	L	67-68
1/7/02	H	W	72-66
1/23/02	A	L	48-80
1/11/03	A	L	63-69
3/5/03	H	W	60-59
1/24/04	H	W	76-56
2/18/04	A	L	57-65
3/14/04	CF	W	70-53
1/25/05	H	L	65-75
2/12/05	A	L	59-70
3/13/05	UC	L	43-54
1/31/06	H	L	51-66
1/20/07	A	W	71-64
3/10/07	UC	W	53-41
1/10/08	H	W	70-60
2/20/08	A	W	71-57
3/16/08	CF	W	61-48
1/24/09	A	L	57-64
2/5/09	H	W	63-50
2/9/10	H	L	56-63
3/7/10	A	W	72-57
3/12/10	N	L	54-58
1/2/11	A	L	61-69
1/15/11	H	W	76-66
1/22/12	A	W	67-63
3/4/12	H	W	70-56
1/12/13	H	W	74-51
2/3/13	A	W	74-68

UC - United Center, Chicago  
CF - Conseco Fieldhouse, Ind.

**Illinois-Chicago (1-1)**

**At Madison:** Series tied 1-1

12/4/81	H	L	66-74
12/27/09	H	W	79-43

**Illinois State (2-1)**

**At Madison:** Series tied 1-1  
**At Normal:** UW leads 1-0

3/18/96	H	L	62-77
11/18/97	H	W	80-66
12/5/98	A	W	71-54

**Indiana (67-93)**

**At Madison:** UW trails 38-40  
**At Bloomington:** UW trails 27-51  
**Neutral:** Series tied 2-2

1/29/10	H	L	11-13
3/7/10	A	W	33-8
2/3/11	H	W	51-9
3/10/11	A	L	18-21
2/17/12	H	W	51-10

3/16/12	A	W	32-21
2/13/13	A	W	30-19
2/27/13	H	W	48-10
1/12/14	A	W	57-15
2/24/14	H	W	46-24
1/9/15	A	W	39-18
1/18/15	H	W	47-15
3/6/17	H	W	29-14
3/15/17	A	W	18-16
2/24/19	H	W	29-16
3/15/19	A	L	12-22
1/8/23	A	W	17-10
3/12/23	H	W	35-17
1/5/24	A	W	23-21
1/14/24	H	W	28-27
1/11/26	H	W	33-31
3/9/26	A	L	20-35
1/8/27	H	L	23-28
2/26/27	A	L	23-31
1/14/29	H	W	24-20
2/16/29	A	W	27-25
1/23/30	A	W+	23-21
3/8/30	H	W	34-23
2/15/32	A	L	21-33
3/5/32	H	W	35-26
1/14/33	A	W+	38-37
2/18/33	H	L+	28-29
1/12/35	A	W	30-23
2/16/35	H	W+	37-27
1/20/36	H	L	24-26
2/22/36	A	L	21-54
2/7/38	A	L	44-47
2/28/38	H	W	34-32
1/14/39	A	L	19-43
1/15/40	H	L	34-40
2/24/41	A	W	38-30
1/5/42	A	L	34-38
1/24/42	H	W	42-36
2/13/43	H	L	44-51
2/15/43	H	W	57-53
2/11/44	A	W	62-43
2/12/44	A	W	52-31
1/11/47	H	W	70-49
1/10/48	A	W	58-54
1/15/49	H	W	58-48
1/7/50	A	L	59-61
3/5/51	A	L	58-68
2/23/52	H	L	48-63
2/9/53	A	L	48-66
2/16/53	H	L	70-72
1/4/54	A	L	67-70
1/16/54	H	L	74-90
1/15/55	H	W	77-66
2/7/55	A	L	58-65
1/7/56	H	L	71-75
2/13/56	A	W	69-67
1/7/57	A	L	68-79

\* vacated by NCAA

2/23/57	H	L	74-85
2/10/58	H	L	87-93
3/7/59	A	L	71-97
2/6/60	H	L	85-97
2/13/60	A	L	71-91
2/18/61	H	L	84-98
3/6/61	A	L	69-80
2/12/62	A	W	105-94
2/25/63	H	W	102-96
2/17/64	H	L++	80-82
2/24/64	A	L	82-108
2/20/65	A	L	87-100
3/8/65	H	L	73-92
2/7/66	H	W	79-78
2/11/67	A	L	81-93
2/10/68	H	W	95-83
3/5/68	A	L	85-93
2/4/69	H	L	63-65
2/25/69	A	L	84-101
2/17/70	A	L	77-89
3/2/71	H	W++	94-87
1/15/72	A	W+	66-64
2/12/72	H	L+	76-84
1/6/73	H	L	64-78
2/24/73	A	L	55-57
1/12/74	A	L	51-52
2/11/74	H	L	63-81
1/20/75	H	L	69-89
2/17/75	A	L	58-93
1/31/76	A	L	61-114
2/26/76	H	L	67-96
1/15/77	H	L	64-79
2/24/77	A	W	66-64
1/14/78	H	W	78-65
2/23/78	A	L	54-58
1/25/79	A	L	61-82
2/17/79	H	L+	62-68
1/5/80	H	W	52-50
2/28/80	A	L	52-61
2/5/81	A	L	64-89
2/14/81	H	L	52-59
1/28/82	H	L	56-62
2/18/82	A	L	57-88
2/3/83	A	L	73-83
2/12/83	H	L	56-75
2/4/84	H	L	67-81
2/9/84	A	L	64-74
1/12/85	A	L	68-90
2/7/85	H	L	54-58
1/11/86	H	L	69-80
2/6/86	A	L	69-78
1/15/87	A	L	65-103
2/16/87	H	L+++	85-86
1/19/88	A	L	53-55
3/9/88	Ho	L	74-84
1/19/89	H	L+	58-61

3/9/89	A	L	64-75
2/1/90	A	L	61-85
3/3/90	H	L	68-70
1/30/91	A	L	57-73
3/2/91	H	L	61-74
1/11/92	H	L	63-79
3/12/92	A	L	41-66
3/14/93	H	L	80-87
3/12/94	A	L	65-78
1/7/95	A	L	70-73
3/8/95	H	L	70-72
1/10/96	A	L	55-81
3/2/96	H	L	68-76
1/4/97	H	W	71-58
3/5/97	A	L	66-70
1/25/98	H	L	59-69
2/3/99	A	L	60-71
1/5/00	A	L	67-71
3/5/00	H	W	56-53
1/4/01	H	W	49-46
2/24/01	A	L	55-85
3/9/01	UC	L	52-64
2/13/02	A	W	64-63
2/15/03	H	W	71-59
1/6/04	H	W	79-45
3/6/04	A	W	70-52
1/8/05	A	L	61-74
3/1/05	H	W	62-60
2/8/06	H	W	72-54
3/10/06	CF	L	56-61
1/31/07	A	L	66-71
1/31/08	H	W	62-49
2/13/08	A	W	68-66
2/19/09	A	W	68-51
3/8/09	H	W	85-61
2/13/10	H	W	83-55
2/25/10	A	W	78-46
1/20/11	H	W	69-60
3/3/11	A	W	77-67
1/26/12	H	W	57-50
3/9/12	CF	W	79-71
1/15/13	A	W	64-59
3/16/13	UC	W	68-56

UC - United Center, Chicago  
 CF - Conseco Fieldhouse, Ind.

**Indiana State (0-1)**

*At Madison: UW trails 0-1*  
 12/10/62 H L 86-87

**Iona (1-0)**

*Neutral: UW leads 1-0*  
 11/21/08 N W+ 60-58

**Iowa (78-79)**

*At Madison: UW leads 50-28*

*At Iowa City: UW trails 26-50*

*Neutral: UW leads 2-1*

3/1/09	H	W	30-9
1/5/12	A	W	38-12
2/12/12	H	W	30-5
1/10/16	A	W+	36-31
2/28/16	H	W	38-19
1/8/18	A	W	36-22
1/21/18	A	W	34-19
2/10/19	H	W	29-18
3/10/19	A	L	27-29
1/5/20	A	W	35-18
1/19/20	H	L	20-21
1/7/22	A	W	18-15
2/13/22	H	L	18-24
3/8/24	A	L	19-22
3/1/24	H	W	36-26
2/16/25	H	W	16-15
3/3/25	A	W	25-23
2/22/27	H	W	24-21
3/11/27	A	L	17-26
2/20/28	H	W	31-21
3/3/28	H	W	20-17
1/17/31	H	W	24-13
2/16/31	H	L	17-19
1/9/33	H	W	21-19
2/13/33	A	L	25-31
1/8/34	A	L	26-32
3/3/34	H	W	35-32
1/13/36	H	W	27-21
2/17/36	A	L	25-32
1/18/37	H	W	29-23
2/20/37	A	L	35-43
1/7/39	H	W	28-24
2/10/40	A	L	35-37
1/11/41	H	W	49-35
1/10/42	A	L	45-49
3/7/42	H	W	62-45
2/19/45	A	L	53-54
2/24/45	H	L	38-68
1/7/46	A	L	50-57
2/16/46	H	L	39-44
1/4/47	A	W	63-62
2/3/47	H	W	60-53
1/12/48	H	W	60-51
2/21/48	A	L	40-62
2/19/49	A	L	60-61
2/28/49	H	W	70-47
2/13/50	A	W+	66-62
2/18/50	H	W	53-44
2/17/51	H	L	60-73
3/3/52	A	W	78-75
12/15/52	H	W	75-70

12/29/52	A	L	66-83
1/9/54	A	L	54-71
1/3/55	H	L	69-86
2/18/56	H	L	74-78
2/18/56	A	L	66-80
1/19/57	H	L	47-70
3/9/57	A	W	60-59
2/17/58	A	L	61-74
2/14/59	H	L	84-94
1/4/60	H	L	64-71
2/15/60	A	W	63-58
1/9/61	H	L	68-76
2/13/61	A	L	61-63
1/6/62	H	W	91-79
3/10/62	A	L	64-81
1/14/63	A	L	56-65
3/4/63	H	W	75-69
1/13/64	H	W	79-61
1/4/65	A	L	62-92
1/8/66	H	W	69-68
2/26/66	A	L	70-80
2/18/67	A	W	96-95
3/7/67	H	L+	87-90
2/17/68	A	L	61-69
3/8/69	H	W	84-74
1/10/70	H	L	74-92
2/10/70	A	L	100-119
2/6/71	H	L	91-93
2/27/71	A	W	89-83
1/8/72	H	W	81-80
2/17/73	A	L	76-100
2/9/74	H	W	113-87
3/4/74	A	W	74-58
2/1/75	H	W+	86-85
3/1/75	A	L	68-75
1/17/76	H	L	71-81
2/14/76	A	L	82-96
2/5/77	A	L	73-90
3/5/77	H	L++	93-94
1/30/78	A	L	73-88
2/4/78	H	W	82-72
2/1/79	H	L	64-70
2/10/79	A	L	65-79
1/12/80	A	L	65-66
2/21/80	H	W	62-58
1/15/81	H	L	66-76
2/28/81	A	L	75-96
1/16/82	H	L	62-78
2/25/82	A	L	55-79
1/22/83	H	W	65-62
2/24/83	A	L	63-93
1/21/84	A	L	62-75
2/23/84	H	L	55-63
1/26/85	A	L	65-105
2/20/85	H	W	54-53
1/25/86	H	W	69-63
2/20/86	A	L	48-101

1/5/87	A	L	63-78
3/8/87	H	L	71-81
1/25/88	H	L	89-104
3/10/88	A	L	70-103
1/26/89	A	L	70-78
2/11/89	H	W	65-54
1/11/90	H	W+	73-69
2/10/90	A	W	80-71
1/17/91	H	W	91-79
2/16/91	A	W	56-55
1/29/92	A	L	66-73
3/7/92	H	L	65-70
3/10/93	A	L	65-91
3/9/94	H	W	95-71
1/21/95	A	L	84-96
2/22/95	H	L	77-84
1/13/96	H	W	80-71
2/28/96	A	L	54-69
1/11/97	A	L	53-78
2/26/97	H	W	49-48
2/3/98	H	L	76-79
1/23/99	A	W	72-52
3/5/99	UC	W	74-60
1/29/00	H	L	55-61
2/23/00	A	W	54-45
1/16/01	H	W	67-54
3/3/01	A	W	59-57
1/2/02	A	L	57-69
2/19/02	H	W	64-56
3/8/02	CF	L	56-58
1/22/03	H	W	74-61
2/22/03	A	W	61-53
2/11/04	A	W	54-52
2/9/05	H	W	72-69
3/12/05	UC	W	59-56
1/5/06	H	W	66-52
3/4/06	A	L	44-59
1/28/07	A	W	57-46
2/10/07	H	W	74-62
1/5/08	H	W	64-51
2/6/08	A	W	60-54
1/21/09	A	L+	69-73
2/11/09	H	W	69-52
3/3/10	H	W	67-40
2/9/11	A	W+	62-59
12/31/11	H	L	65-72
2/23/12	A	L	66-67
1/19/13	A	L	66-70
2/6/13	H	W++	74-70

UC - United Center, Chicago  
CF - Conesco Fieldhouse, Ind.

**Iowa State (3-5)**

**At Madison:** UW leads 3-2  
**At Ames:** UW trails 0-3

1/31/29	H	W	34-17
12/5/59	H	L	53-71

12/5/60	A	L	76-88
12/13/66	H	W	80-73
12/16/69	A	L	73-84
12/7/74	H	W	86-84
12/12/77	A	L	73-82
12/29/81	H	L	79-103

**Kansas (1-3)**

**At Madison:** Series tied 1-1

**At Lawrence:** UW trails 0-2

12/10/55	H	L	66-74
12/22/56	A	L	62-83
12/3/68	H	W	67-62
12/8/69	A	L	60-76

**Kansas City (1-0)**

**At Madison:** UW leads 1-0

11/22/11	H	W	77-31
----------	---	---	-------

**Kansas State (4-2)**

**At Madison:** UW leads 2-0

**At Manhattan:** UW trails 0-2

**Neutral:** UW leads 2-0

12/6/49	H	W	56-48
12/18/50	A	L	58-77
12/4/82	H	W	64-52
12/10/83	A	L	64-71
3/20/08	N	W	72-55
3/24/11	N	W	70-65

**Kennesaw State (1-0)**

**At Madison:** UW leads 1-0

11/12/11	H	W	85-31
----------	---	---	-------

**Kent (1-0)**

**At Madison:** UW leads 1-0

12/2/63	H	W	88-77
---------	---	---	-------

**Kentucky (1-3)**

**At Lexington:** UW trails 0-2

**Neutral:** Series tied 1-1

12/20/63	A	L	85-105
12/31/68	N	W	69-65
11/27/76	A	L	64-72
3/27/03	N	L	57-63

**Kentucky State (3-0)**

**At Madison:** UW leads 2-0

**Neutral:** UW leads 1-0

12/5/80	N	W	77-65
12/3/84	H	W	88-74
12/23/86	H	W	87-59

**Long Beach State (1-0)**

**At Madison:** UW leads 1-0

11/16/08 H W 68-61

**Long Island (1-0)**

**Neutral:** UW leads 1-0

12/1/78 N W 73-68

**LSU (4-0)**

**At Madison:** UW leads 1-0

**At Baton Rouge:** UW leads 1-0

**Neutral:** UW leads 2-0

12/19/53 A W 82-66

12/18/54 H W 107-68

12/15/67 N W 96-94

3/23/00 N W 61-48

**Louisiana Tech (1-0)**

**At Madison:** UW leads 1-0

12/28/05 H W 78-52

**Louisville (0-1)**

**At Louisville:** UW trails 0-1

12/28/78 A L 53-70

**Loyola (Ill.) (9-6)**

**At Madison:** UW leads 7-3

**At Chicago:** UW trails 2-3

12/11/48 H L 37-40

12/10/49 A W 68-55

12/8/50 H L 51-54

12/7/53 A W 75-54

12/12/59 H W 85-67

1/28/61 A L 79-87

12/6/75 H W 88-73

12/15/76 H W 71-68

12/29/77 H W 71-70

12/9/78 H W 79-74

12/12/87 H L 75-78

12/7/88 A L 76-90

11/23/91 H W 89-67

12/1/92 A L 66-68

11/14/98 H W 66-29

**Loyola (La.) (4-0)**

**At Madison:** UW leads 2-0

**At Los Angeles:** UW leads 2-0

12/13/51 H W 66-47

12/8/52 A W 81-60

12/12/70 H W 94-83

12/6/71 A W 67-66

**Loyola-Marymount (2-0)**

**At Madison:** UW leads 1-0

**At Los Angeles:** UW leads 1-0

12/4/93 A W 103-67

12/23/94 H W 75-60

**Maine (1-0)**

**Neutral:** UW leads 1-0

12/2/88 N W 89-72

**Manhattan (3-0)**

**At Madison:** UW leads 1-0

**Neutral:** UW leads 2-0

12/29/89 N W 63-48

3/13/96 H W 55-42

11/25/10 N W 50-35

**Marquette (64-55)**

**At Madison:** UW leads 37-16

**At Milwaukee:** UW trails 27-39

12/19/17 H W 15-14

12/18/20 A W 23-18

1/3/23 H L 8-9

12/19/23 A W 27-7

12/18/25 A W 42-26

12/22/26 A W 29-26

2/11/30 H W 29-15

2/13/30 A W 29-22

12/30/30 A L 14-16

12/21/31 A L 23-26

2/8/32 H W 18-16

12/17/32 H L 16-18

1/3/33 A L 16-22

12/16/33 H W 32-30

1/2/34 A L 26-28

12/15/34 H W 29-20

12/22/34 A L 25-33

12/14/35 H W 35-22

12/21/35 A W 46-21

12/12/36 H W 29-21

12/19/36 A W 35-29

12/4/37 H L 21-32

12/18/37 A L 32-38

12/5/38 H W 27-26

12/17/38 A L 27-46

12/9/39 H W 46-39

12/16/39 A L 28-41

12/7/40 H W 38-32

12/21/40 A L 30-40

12/6/41 H W 35-34

12/20/41 A W 36-25

12/5/42 H W 45-36

12/19/42 A W 50-38

12/4/43 H L 43-51

12/18/43 A W 40-37

12/9/44 H W 45-40

12/23/44 A W 46-39

12/8/45 H W 42-32

12/22/45 A L 41-62

12/7/46 H W 65-51

12/21/46 A L 47-55

12/6/47 H W 57-50

12/31/47 A W 67-60

12/4/48 H W+ 67-63

12/31/48 A W 60-34

12/3/49 H W 63-48

12/17/49 A W 62-45

12/2/50 H W 49-42

12/16/50 A L 58-61

12/1/51 H W 48-46

12/22/51 A L 47-51

12/5/52 H W 76-55

12/4/53 A W 64-56

12/2/58 H L 47-76

12/19/59 A L 66-84

12/10/60 H W 55-51

12/20/61 A L 75-92

12/19/62 H W 76-58

12/29/62 A W 70-56

1/28/64 A W 72-68

12/19/64 A L 61-62

1/13/65 H L 58-59

1/3/66 A W 73-72

1/4/67 H L 60-66

12/16/67 A W 70-62

1/1/68 A L 56-71

12/28/68 A L 56-59

1/28/69 H W 56-50

12/27/69 A L 43-64

1/27/70 A L 51-60

12/30/70 A L 69-72

2/2/71 H L 75-89

1/3/72 A L 60-72

12/30/72 A L++ 73-75

2/6/73 H L 58-64

12/29/73 A L+ 48-49

2/5/74 A L 58-59

2/4/75 H L 63-69

12/16/75 A L 54-78

12/30/75 A L 66-82

12/28/76 A L 57-64

2/21/77 H L 58-73

2/14/78 A L 64-75

12/23/78 H W 65-52

12/15/79 A W 57-56

3/10/81 H L 53-64

3/9/82 A L 64-94

2/17/83 H L 62-68

2/16/84 A L 59-74

11/30/85 H W 75-74

+ overtime

12/1/86	A	L	71-84
12/10/87	H	W	66-55
12/3/88	A	W	70-55
2/22/89	H	W	61-50
12/2/89	A	W+	63-58
2/19/90	H	W	82-65
12/4/90	A	L	58-69
1/4/92	H	W	81-63
1/2/93	A	W	77-67
1/2/94	H	W	71-52
12/31/94	A	L	65-80
12/31/95	H	W	55-46
12/31/96	A	L	52-59
11/14/97	H	L	60-65
12/23/98	A	W	61-45
12/23/99	H	W	86-74
12/23/00	A	W	52-47
12/22/01	H	W	86-73
12/14/02	A	L	54-63
12/20/03	H	W	63-59
12/11/04	A	L	54-63
12/10/05	H	W	77-63
12/9/06	A	W	70-66
12/8/07	H	L	76-81
12/6/08	A	L	58-61
12/12/09	H	W	72-63
12/11/10	A	W	69-64
12/3/11	H	L	54-61
12/8/12	A	L	50-60

**Marshall (0-1)**

**Neutral:** UW trails 0-1

12/27/71	N	L	83-85
----------	---	---	-------

**Maryland (5-2)**

**At Madison:** UW leads 2-0

**At College Park:** Series tied 1-1

**Neutral:** UW leads 2-1

12/30/31	H	W+	32-30
12/22/32	A	W	22-13
11/29/00	N	W+	78-75
3/17/02	N	L	57-87
12/2/03	A	L+	67-73
11/30/04	H	W	69-64
11/25/09	N	W	78-69

**Memphis (1-0)**

**Neutral:** UW leads 1-0

11/23/96	N	W	49-46
----------	---	---	-------

**Mercer (1-0)**

**At Madison:** UW leads 1-0

11/12/06	H	W	72-48
----------	---	---	-------

**Miami (Fla.) (2-0)**

**At Madison:** UW leads 1-0

**At Miami:** UW leads 1-0

12/7/85	H	W	88-66
12/8/86	A	W	65-54

**Miami (Ohio) (1-0)**

**At Madison:** UW leads 1-0

12/15/62	H	W	84-58
----------	---	---	-------

**Michigan (69-87)**

**At Madison:** UW leads 46-32

**At Ann Arbor:** UW trails 20-54

**Neutral:** UW leads 3-1

2/14/20	H	W	40-13
3/6/20	A	L	19-23
1/8/21	H	W	27-24
1/24/21	A	W	25-17
1/14/22	H	W+	18-16
2/18/22	A	L	17-18
2/14/23	A	W	18-15
2/19/23	H	W	16-11
1/19/25	A	L	12-14
2/28/25	H	L	16-27
2/22/26	A	L	13-22
3/1/26	H	L+	23-24
1/9/28	H	W	26-22
3/5/28	A	L	19-42
1/7/29	H	L	23-31
3/4/29	A	L	22-37
1/12/31	A	L	17-23
2/28/31	H	L	15-26
1/9/32	H	L	18-24
2/29/32	A	L	13-33
1/13/34	H	W	34-23
2/19/34	A	W	32-26
1/14/35	A	W	34-20
2/23/35	H	W	33-19
1/16/37	A	L	31-43
3/6/37	H	L	27-41
1/17/38	A	W	39-30
2/21/38	A	L	29-58
1/16/39	A	W	42-39
1/8/40	H	L	39-44
1/18/41	A	W	40-30
1/19/42	H	W	58-36
1/15/43	A	L	34-38
1/16/43	A	W	55-34
1/14/44	H	W	50-41
1/15/44	H	W	42-31
2/10/45	A	W	55-44
2/2/45	H	L	39-50
2/2/46	H	W	58-57
2/11/46	A	L	56-66
2/10/47	A	W	52-51

1/17/48	H	L	39-43
2/7/49	A	L	38-40
1/14/50	H	W	53-41
1/6/51	A	W	61-52
2/26/51	H	L	50-52
2/18/52	A	L	55-56
2/25/52	H	W	69-53
2/14/53	H	W	75-63
2/21/53	H	W	74-52
2/20/54	H	W	77-56
1/10/55	A	L	63-90
1/16/56	H	W	69-58
2/25/56	A	L	68-78
1/14/57	A	L	62-71
2/11/57	H	W	70-65
1/6/58	A	L	49-70
3/3/58	H	L	65-72
1/12/59	H	L	74-84
2/23/59	A	L	63-87
2/22/60	A	W+	88-82
2/27/61	H	W	76-68
2/5/62	H	L	74-81
2/17/62	A	L	65-84
2/4/63	A	W	81-78
3/9/63	H	L	80-82
2/22/64	H	L	59-103
3/2/65	A	L	75-98
1/29/66	H	L	67-69
2/12/66	A	L	102-120
12/29/67	LA	L	88-98
1/10/67	H	W	98-90
3/4/67	Det.	W	80-79
1/6/68	H	W	77-75
3/1/69	A	L	79-84
2/14/70	H	W	84-74
2/28/70	A	W	90-86
1/9/71	H	L	89-90
3/13/71	A	L	73-93
3/7/72	A	L	70-93
3/3/73	H	W	94-79
1/28/74	A	L	75-83
2/25/74	H	L	74-79
1/27/75	A	L+	73-75
2/24/75	H	W	70-68
1/8/76	H	L	81-106
2/2/76	A	L	86-107
1/8/77	A	L	63-66
1/27/77	H	L	64-69
1/19/78	A	L	64-83
2/16/78	H	L	66-68
1/13/79	H	W	77-66
2/22/79	A	W	66-65
1/31/80	H	L+	69-73
2/9/80	A	L	59-68
1/31/81	H	L	67-74
2/7/81	A	L	64-71
1/7/82	A	W	65-63

3/6/82	H	L	84-91
1/15/83	A	L	57-62
3/2/83	H	W	82-70
1/14/84	H	W	71-64
3/1/84	A	L	75-84
2/2/85	H	L	81-94
2/28/85	A	L	68-88
2/1/86	A	L	64-91
2/26/86	H	L	74-97
1/24/87	H	L	78-84
2/18/87	A	L	64-77
1/21/88	A	L	54-65
2/11/88	H	L	67-80
1/21/89	H	W	71-68
2/25/89	A	L	70-92
2/3/90	H	L	63-77
3/8/90	A	L	64-94
1/19/91	H	L+	68-69
2/21/91	A	L	62-65
1/25/92	A	L	83-98
2/26/92	H	W	96-78
1/9/93	H	L	73-98*
2/10/93	A	L	66-85*
1/29/94	A	L	75-79
3/2/94	H	W	71-58
2/1/95	A	L	58-62
2/11/95	H	W	70-65
1/3/96	H	W	51-46*
3/9/96	A	L	51-65*
2/6/97	H	W	58-53*
12/31/97	H	L	63-76*
2/28/98	A	L	70-76*
12/30/98	A	L	55-59*
2/27/99	H	L	39-51*
2/16/00	H	W	75-59
2/3/01	A	W	60-41
2/2/02	A	L	53-64
2/27/02	H	W	74-54
1/8/03	A	L	65-66
2/26/03	H	W	73-42
1/21/04	H	W	74-63
2/22/04	A	L	59-71
1/22/05	A	W	72-61
2/16/05	H	W	76-50
1/28/06	A	L	76-85
1/24/07	H	W	71-58
1/2/08	A	W	70-54
1/22/08	H	W	64-61
3/14/08	CF	W	51-34
12/31/08	A	W	73-61
3/1/09	H	W	60-55
1/20/10	H	W	54-48
2/6/10	A	W	62-44
1/5/11	H	W	66-50
2/23/11	A	W	53-52
1/8/12	A	L	41-59

2/9/13	H	W+	65-62
3/15/13	UC	W	68-59
LA - Los Angeles			
Det. - Detroit			
CF - Conesco Fieldhouse, Ind.			

**Michigan State (60-74)**

*At Madison: UW leads 43-24*

*At East Lansing: UW trails 14-46*

*Neutral: UW trails 3-4*

12/10/22	H	W	27-13
12/30/33	H	W	26-16
2/5/34	H	L	22-23
12/31/35	H	W+	23-21
12/6/36	H	W	26-21
2/6/37	H	W	22-17
2/5/38	H	W	30-27
2/4/39	H	W	39-37
2/3/40	A	L	41-48
2/23/46	H	L	48-59
3/1/46	A	L	52-56
1/20/47	A	W	58-48
2/9/48	H	W	51-39
2/6/50	A	W	66-47
1/8/51	A	W	53-52
2/24/51	H	W	35-29
1/21/52	A	L	39-50
2/16/52	H	L	55-57
2/23/53	A	L	45-53
3/9/53	H	W	58-51
1/18/54	A	W	57-53
3/1/54	H	W	79-56
1/8/55	A	L	77-94
2/5/55	H	L	70-73
2/27/56	A	L	82-89
2/25/57	H	L	62-78
1/20/58	H	W	66-52
2/22/58	A	L	59-93
2/2/59	H	L	57-88
3/2/59	A	L	73-93
1/2/60	H	L	79-91
1/7/61	A	W	74-71
1/8/62	A	W	83-78
2/10/62	H	W	77-72
1/12/63	H	L	68-75
3/2/63	A	W+	92-89
1/6/64	A	L	90-106
2/27/65	H	W	99-89
2/5/66	A	L	65-79
2/19/66	H	W	78-77
1/28/67	A	L	61-68
2/25/67	H	W	68-64
1/16/68	H	W	70-68
2/24/68	A	L	77-87
1/7/69	A	L	67-77
2/22/69	H	W	76-64

2/7/70	H	W	89-79
2/20/71	A	L	78-97
1/11/72	A	L	76-83
2/29/72	H	W	101-74
1/20/73	H	W	93-80
3/10/73	A	L+	78-79
3/2/74	H	W	87-80
1/25/75	A	L	87-105
2/22/75	H	W	103-96
1/3/76	H	W	70-63
3/6/76	A	W	86-82
1/6/77	A	L	61-84
1/29/77	H	W+++	87-83
1/7/78	A	L	63-74
3/2/78	H	L	75-89
1/4/79	A	L	55-84
3/3/79	H	W	83-81
1/17/80	A	L	61-62
2/14/80	H	W	80-66
1/22/81	H	W	63-62
2/19/81	A	L	65-74
1/23/82	A	L	58-68
2/20/82	H	W	65-60
1/13/83	A	L	66-86
3/5/83	H	L	65-91
1/12/84	H	W	81-74
3/3/84	A	L	59-78
1/31/85	H	L	68-77
3/2/85	A	L	63-82
1/30/86	A	L	81-83
3/2/86	H	L	71-84
1/22/87	H	L	78-81
2/21/87	A	W	65-63
1/7/88	H	W++	78-72
3/12/88	A	W	71-69
3/2/89	H	W+	69-64
3/11/89	A	L	61-70
1/6/90	H	L	61-64
2/8/90	A	L	57-60
1/10/91	A	L	50-65
2/9/91	H	W++	84-78
2/8/92	H	L	64-79
2/12/92	A	L	61-76
1/23/93	A	W	67-66
2/24/93	H	W	65-62
1/19/94	A	L	60-70
2/2/94	H	W	87-62
1/4/95	H	L	64-78
3/11/95	A	L	72-97
1/17/96	H	W	61-48
2/24/96	A	W	73-52
1/9/97	H	L	50-58
3/1/97	A	L	49-68
1/8/98	A	L	40-63
2/21/98	H	L	47-56
1/6/99	H	W	66-51

+ overtime

\* vacated by NCAA

2/21/99	A	L	51-56
3/6/99	UC	L	41-56
2/12/00	H	L	44-61
2/19/00	A	L	54-59
3/11/00	UC	L	46-55
3/25/00	N	L	41-53
1/13/01	A	L+	59-69
2/27/01	H	L	47-51
1/12/02	A	W	64-63
1/11/03	H	W	64-53
1/10/04	H	W	77-64
3/2/04	A	W+	68-64
3/13/04	CF	W	68-66
1/16/05	H	W	62-59
2/24/05	A	L	64-77
1/8/06	H	W	82-63
3/2/06	A	L	65-74
2/20/07	A	L	55-64
3/3/07	H	W	52-50
3/9/07	UC	W	70-57
2/28/08	H	W	57-42
3/15/08	CF	W	65-63
2/22/09	A	L	50-61
1/6/10	A	L	47-54
2/2/10	H	W	67-49
1/11/11	A	L+	61-64
2/6/11	H	W	82-56
1/3/12	H	L+	60-63
2/16/12	A	L	55-69
3/10/12	CF	L	52-65
1/22/13	H	L	47-49
3/7/13	A	L	43-58

UC - United Center

CF - Consecro Fieldhouse, Ind.

**Milwaukee (29-1)**

*At Madison: UW leads 19-1*

*At Milwaukee: UW leads 10-0*

12/27/01	A	W	37-18
1/2/15	A	W	21-10
12/31/15	A	W	51-12
1/1/16	A	W	39-8
12/30/18	A	W	39-18
1/1/20	A	W	36-10
12/22/73	H	W	73-46
12/1/77	H	W	72-66
11/24/78	H	W	74-55
12/12/92	H	L	72-77
11/27/93	H	W	106-84
12/14/94	H	W	90-64
12/23/95	H	W	94-63
12/10/96	H	W	61-41
2/18/98	H	W	65-58
11/16/98	H	W	75-63
11/23/99	A	W	69-49
12/16/00	H	W	55-47

12/27/01	A	W	81-79
11/23/02	H	W	83-72
12/13/03	H	W	89-71
12/15/04	H	W	66-37
12/15/05	H	W	74-68
12/13/06	H	W	68-49
12/12/07	A	W	61-39
11/29/08	H	W	67-46
12/23/09	H	W	68-58
12/8/10	H	W	61-40
12/13/11	A	W	60-54
12/22/12	H	W	74-53

**Minnesota (92-101)**

*At Madison: UW leads 60-33*

*At Minn.: UW trails 31-68*

*Neutral: UW leads 1-0*

2/17/00	A	L	15-17
2/23/01	A	L	15-42
2/22/02	A	L	10-30
2/21/03	A	L	11-33
2/23/06	H	W	31-24
3/17/06	A	L	10-16
1/12/07	A	L	11-18
3/9/07	H	W	31-20
1/31/08	H	W	29-16
3/7/08	A	W	34-14
1/30/09	A	W	14-13
3/9/09	H	W	37-13
2/5/10	H	W	24-14
2/25/10	A	L	9-16
2/4/11	A	L	16-17
3/1/11	H	L	13-21
1/20/12	H	W	22-12
3/9/12	A	W+	29-26
1/18/13	A	W	19-11
2/25/13	H	W	29-11
1/17/14	H	W	28-7
2/28/14	A	W	27-9
1/16/15	A	W	23-20
2/27/15	H	W	31-7
1/15/16	H	W	31-11
3/4/16	A	W	32-14
1/13/17	A	L	25-33
3/10/17	H	W	16-13
3/2/18	A	W	18-17
3/16/18	H	L	11-19
1/18/19	A	L	11-38
3/1/19	H	L	12-23
1/31/20	H	W	28-12
2/28/20	A	L	26-32
1/29/21	A	L	21-22
3/5/21	H	W	18-12
1/21/22	H	L	15-17
3/4/22	A	W	34-20
1/20/23	A	W	24-12

3/3/23	H	W	36-10
1/10/25	A	L	14-16
1/24/25	H	L	14-25
1/5/26	H	W	36-24
3/5/26	A	L	19-31
1/14/28	A	W	35-26
2/11/28	H	W	38-18
1/5/29	A	W	29-21
1/19/29	H	W	39-17
1/19/31	A	L	26-28
2/14/31	H	L	15-42
2/20/32	A	L	17-43
3/7/32	H	L	21-23
2/10/34	A	W	31-30
3/5/34	H	W	34-23
1/21/35	H	W	38-31
2/18/35	A	W	28-27
2/13/37	H	L	32-37
2/27/37	A	L	17-30
1/8/38	H	W	35-28
3/5/38	A	L	28-35
2/20/39	A	L	32-34
2/27/39	H	W	35-25
2/12/40	H	W	36-34
2/26/40	A	L	39-44
1/6/41	A	L	27-44
3/1/41	H	W	42-32
3/2/42	A	W	49-47
1/30/43	H	W	54-33
3/1/43	A	L	34-48
1/29/44	A	W	49-30
2/25/44	H	W	50-33
1/13/45	H	W	46-37
3/3/45	A	L	50-54
1/5/46	H	L	45-46
3/4/46	A	L	57-58
2/8/47	H	W	60-51
3/1/47	A	L	55-58
1/5/48	H	W	59-50
3/1/48	A	L	41-46
1/10/49	A	L	33-47
3/5/49	A	W	45-43
1/16/50	H	W	57-54
3/4/50	A	W	60-54
2/3/51	A	W	47-44
2/9/52	H	L	47-54
1/5/53	A	L	53-64
1/12/53	H	W	76-74
2/15/54	H	L	68-78
3/6/54	A	L	73-78
2/21/55	H	L	69-71
3/5/55	A	W	78-72
2/11/56	H	L	71-77
2/18/57	A	L	53-85
2/8/58	H	L	66-71
2/24/58	A	L	63-71
1/3/59	A	L	66-79

\* vacated by NCAA



2/21/59	H	L	50-69
1/30/60	A	L	72-86
2/20/61	H	W	83-75
2/3/62	A	W	94-88
2/26/62	H	L	90-92
2/2/63	H	L	68-69
2/18/63	A	L	48-72
2/1/64	A	L	92-111
3/2/64	H	L	96-105
1/9/65	A	L	57-81
2/16/65	H	L	91-101
3/7/66	A	W	87-74
2/14/67	H	W	85-75
1/30/68	A	W	72-62
2/27/68	H	W	94-82
1/14/69	H	W	68-61
2/11/69	A	W	69-63
1/13/70	H	W	90-84
3/6/71	A	L	98-104
1/18/72	H	L	59-65
2/19/72	A	L	73-76
1/13/73	A	L	54-78
1/29/73	H	L	64-81
2/2/74	A	L+	63-64
1/2/75	H	L	46-61
3/3/75	A	L	58-65
1/19/76	H	L	84-96
2/16/76	A	L	74-98
1/22/77	A	L	64-82*
3/3/77	H	L	61-64*
1/21/78	A	L	51-61
2/29/78	H	L	55-64
1/20/79	A	L	72-82
2/8/79	H	L	72-74
1/10/80	A	L+	76-82
2/23/80	H	W	70-55
1/8/81	A	L	60-76
3/7/81	H	W+	60-58
1/21/82	H	L	57-78
2/11/82	A	L	60-71
1/29/83	H	L	58-65
1/19/83	A	L	71-78
1/25/84	A	L	62-75
2/15/84	H	L	67-68
1/24/85	A	L	62-72
2/24/85	H	W	65-61
1/23/86	H	L	65-67
2/22/86	A	W	70-64
1/3/87	A	L	67-69
3/5/87	H	W	69-52
2/8/88	A	L	62-71
2/28/88	H	W	81-70
1/4/89	H	W	75-67
2/8/89	A	L	58-59
1/22/90	H	W	77-75
2/22/90	A	L	67-68
1/7/91	H	W	72-62

+ overtime

3/9/91	A	L	70-80
1/15/92	H	L	48-49
3/4/92	A	L	57-76
1/16/93	H	W	79-70
2/18/93	A	L	71-85
1/12/94	A	L	53-90
2/12/94	H	L	78-109
1/14/95	H	W	74-67
2/28/95	A	L	70-78
1/24/96	H	W+	73-65
2/17/96	A	L	66-70
1/2/97	A	L	48-65
3/8/97	H	W	66-65
1/27/98	A	L	48-58
1/30/99	H	W	61-50
1/22/00	H	W	85-53
2/5/00	A	W	66-64
1/6/01	A	L	49-54
2/21/01	H	W	64-54
1/16/02	H	W	73-64
2/16/02	A	W	67-62
1/15/03	H	W	66-50
3/2/03	A	W	69-61
2/4/04	H	W	80-66
3/12/04	CF	W	66-52
2/5/05	A	L	50-60
1/10/06	A	W	64-62
2/26/06	H	W	80-74
1/6/07	H	W	68-45
2/14/07	A	W	75-62
2/3/08	A	W	63-47
2/16/08	H	W	65-56
1/15/09	H	L+	74-78
3/4/09	A	L	46-51
2/18/10	A	L	52-68
12/28/10	H	W	68-60
2/9/12	A	W+	68-61
2/28/12	H	W	52-45
1/26/13	H	W	45-44
2/14/13	A	L+	53-58

CF - Consecro Fieldhouse, Ind.

**Mississippi Valley St. (2-0)**

**At Madison:** UW leads 2-0

12/23/93	H	W	115-79
12/23/11	H	W	79-45

**Missouri (7-4)**

**At Madison:** UW leads 5-0  
**At Columbia:** UW trails 0-3  
**Neutral:** UW leads 2-1

12/22/30	H	W	37-9
12/31/37	H	W	40-29
12/30/44	N	W	52-37
12/9/48	H	W	58-42
12/20/49	A	L	48-50

12/12/53	H	W	64-53
12/13/54	A	L	56-67
12/15/58	H	W	68-60
12/14/59	A	L	66-78
3/19/94	N	L	96-109
11/12/99	N	W	66-55

**Missouri State (0-2)**

**Neutral:** UW trails 0-2

3/12/99	N	L	32-43
11/24/06	N	L	64-66

**Montana (3-0)**

**At Madison:** UW leads 1-0  
**Neutral:** UW leads 2-0

12/20/65	H	W	76-72
11/30/97	N	W	78-61
3/15/12	N	W	73-49

**Morgan State (2-0)**

**At Madison:** UW leads 2-0

12/23/79	H	W	94-42
11/25/84	H	W	93-78

**Navy (2-0)**

**Neutral:** UW leads 2-0

3/22/47	N	W	50-49
12/29/91	N	W	93-58

**Nebraska (9-10)**

**At Madison:** UW leads 5-2  
**At Lincoln:** UW trails 3-6  
**Neutral:** UW trails 1-2

3/5/04	A	L	22-25
2/21/07	H	W	35-31
3/3/08	H	W	34-4
1/3/22	H	W	27-14
12/30/39	N	L	43-53
1/4/41	A	W	46-31
12/19/55	H	W	71-52
12/10/56	A	L	51-53
12/1/65	H	L	88-101
11/30/68	A	L	55-68
12/27/79	N	L	82-83
12/5/83	H	L++	69-71
12/12/84	A	L	51-53
12/11/90	A	L	63-75
12/11/91	A	L	67-86
11/22/98	N	W	78-41
12/27/11	A	W	64-40
1/15/12	H	W	50-45
1/5/13	A	W	47-41

+ overtime

\* vacated by NCAA

**Nebraska-Omaha (1-0)**

**At Madison:** UW leads 1-0  
12/4/12 H W 86-40

**Nevada (3-0)**

**At Madison:** UW leads 2-0  
**Neutral:** UW leads 1-0  
12/20/60 H W 89-56  
12/29/79 N W 86-61  
12/23/97 H W 62-53

**New Mexico (2-0)**

**At Albuquerque:** UW leads 1-0  
**Neutral:** UW leads 1-0  
12/27/57 A W 61-59  
12/29/84 N W 83-74

**New Mexico State (0-1)**

**Neutral:** UW trails 0-1  
11/20/98 N L 52-66

**New Orleans (1-0)**

**At Madison:** UW leads 1-0  
3/15/89 H W 63-61

**Norfolk State (1-0)**

**Neutral:** UW leads 1-0  
11/18/05 N W 80-51

**North Carolina (0-2)**

**At Chapel Hill:** UW trails 0-1  
**Neutral:** UW trails 0-1  
3/27/05 N L 82-88  
11/30/11 A L 57-60

**NC State (2-0)**

**At Madison:** UW leads 1-0  
**Neutral:** UW leads 1-0  
3/25/05 N W 65-56  
12/1/10 H W 87-48

**North Dakota (1-0)**

**At Madison:** UW leads 1-0  
11/14/10 H W 85-53

**North Dakota State (0-1)**

**At Madison:** UW trails 0-1  
1/21/06 H L 55-62

**NE Illinois (1-0)**

**At Madison:** UW leads 1-0  
11/28/95 H W 89-55

**Northern Illinois (11-2)**

**At Madison:** UW leads 8-0  
**At DeKalb:** UW leads 3-2  
12/14/68 H W 69-67  
12/8/75 H W 97-77  
12/13/76 A L 57-81  
12/31/77 H W+ 74-73  
12/20/82 MC W 58-55  
12/7/83 H W 90-68  
12/22/84 MC W 83-71  
12/12/85 H W 76-67  
12/11/86 MC W 95-63  
12/1/87 H W 87-77  
12/2/98 H W 67-52  
12/14/99 A L 51-55  
11/25/00 H W 68-64

**Northern Iowa (4-1)**

**At Madison:** UW leads 2-0  
**At Cedar Falls:** UW trails 0-1  
**Neutral:** UW leads 2-0  
12/21/81 H W 65-53  
12/1/82 H W 76-69  
12/1/83 A L 59-60  
12/20/87 N W 64-56  
3/18/05 N W 57-52

**Northwestern (111-61)**

**At Madison:** UW leads 64-20  
**At Evanston:** UW trails 37-39  
**Neutral:** UW leads 7-3  
1/8/10 H W 55-9  
2/26/10 A W 39-11  
1/14/11 A W 29-9  
3/8/11 H W 23-11  
1/6/12 A W 32-19  
2/24/12 H W 46-11  
2/10/14 H W 38-9  
2/17/14 A W 33-26  
1/18/16 H W 22-18  
3/11/16 A W 24-21  
1/8/17 A W+ 29-21  
2/12/17 H W 23-21  
1/5/18 A L 17-33  
3/7/18 H W 26-18  
1/11/19 H L 15-20  
2/22/19 A L 23-32  
1/3/21 A L 12-13  
2/12/21 H W 22-10

1/9/22 A W 21-9  
2/22/22 H W 23-11  
1/6/23 A W 21-10  
3/5/23 H W 29-17  
1/12/24 A W 25-10  
3/1/24 H W 23-14  
1/23/26 H W 35-27  
2/16/26 A L 26-36  
1/15/27 A W 28-18  
1/22/27 H W 25-24  
2/18/29 H W 37-23  
2/23/29 A W 31-25  
1/4/30 A L 14-23  
2/15/30 H W 29-22  
1/4/32 A L+ 30-31  
1/18/32 H L 24-28  
1/16/33 A L 22-40  
2/25/33 H L 28-30  
1/7/35 H W 16-9  
1/19/35 A L 31-36  
2/24/36 H L 28-33  
3/2/36 A L 26-49  
1/3/38 A L 38-47  
2/12/38 H L 23-27  
2/13/39 A L 27-37  
3/2/40 H L 44-47  
2/10/41 A W+ 48-46  
1/17/42 CS W 49-46  
2/21/42 H W 59-47  
1/9/43 CS W 67-65  
2/22/43 H L 54-56  
1/8/44 CS L 38-60  
2/4/44 H W++ 50-47  
1/6/45 H L 37-52  
1/27/45 CS W 44-43  
1/26/46 CS L 34-56  
2/9/46 H L 58-63  
1/27/47 H W 45-44  
2/15/47 CS W 54-42  
2/7/48 CS W 68-62  
2/23/48 H W 59-54  
2/12/49 CS W 56-52  
2/21/49 H W 57-46  
1/16/50 CS W 66-59  
2/27/50 H W 67-53  
1/15/51 H W 68-56  
1/19/52 A W 74-58  
1/17/53 A W 78-56  
3/7/53 H W 74-58  
1/11/54 H W 64-47  
2/26/55 A L 72-80  
2/4/56 A W 79-55  
3/3/56 H W 76-70  
1/5/57 A L 54-75  
3/4/57 H W 82-69  
3/1/58 A L 65-82

2/28/59	H	L	82-86
1/11/60	H	L	69-77
2/29/60	A	L	59-73
2/11/61	A	L	52-54
3/4/61	H	W	75-61
2/24/62	A	W	65-64
2/16/63	H	W	78-65
1/11/64	A	L	63-76
2/11/64	A	L	64-72
2/23/65	H	W+	93-87
3/6/65	A	W	88-76
2/21/66	A	L	65-76
2/28/66	H	W	90-62
2/21/67	H	W	110-94
2/28/67	A	L	82-91
3/9/68	A	L	75-77
3/4/69	H	L	70-72
2/21/70	A	L	75-82
3/3/70	H	L	82-87
1/19/71	H	W	87-72
2/13/71	A	L	91-101
3/4/72	H	L	82-90
2/27/73	A	L	73-74
1/5/74	H	W	87-53
3/9/74	A	W	77-62
1/4/75	A	L	66-69
3/8/75	H	W	94-70
1/24/76	A	L	60-62
2/21/76	H	L	77-90
1/20/77	H	W	61-60
2/19/77	A	L	88-98
1/28/78	H	L	85-93
2/18/78	A	W	81-80
1/11/79	H	W	95-82
2/24/79	A	W	72-70
1/3/80	H	W	75-66
3/1/80	A	L	50-53
1/10/81	A	L	48-50
3/5/81	H	W	60-57
1/14/82	H	L	55-61
2/27/82	A	W	61-60
1/20/83	H	W	49-45
2/26/83	DP	L	57-64
1/19/84	A	W+	61-60
2/26/84	H	W	54-47
1/5/85	A	W	52-51
3/9/85	H	W	61-53
1/4/86	H	W	57-52
3/9/86	A	W	70-68
1/31/87	A	W	62-57
3/1/87	H	W	76-59
1/30/88	H	W	80-59
3/5/88	A	W	74-69
1/28/89	A	W	59-58
2/15/89	H	W	72-60
1/27/90	A	L	85-87

+ overtime

3/1/90	H	W	65-50
1/24/91	A	W	74-57
2/24/91	H	W	79-76
1/8/92	H	W	69-67
3/14/92	A	L	65-76
2/3/93	H	W	101-87
3/6/93	A	L	89-100
2/19/94	H	L	71-75
3/5/94	A	L	54-66
1/28/95	H	W	97-73
2/15/95	A	W	70-56
1/20/96	A	L	52-62
2/21/96	H	L	71-82
1/29/97	H	W	65-53
2/8/97	A	W	56-44
1/17/98	H	W	56-33
2/11/98	A	L	39-47
1/16/99	A	W	57-49
2/10/99	H	W	57-45
3/1/00	A	W	62-46
3/9/00	UC	W	51-41
2/18/01	H	W	59-37
1/30/02	A	L	60-69
2/9/02	H	W	73-44
1/29/03	H	W	69-50
2/8/03	A	W	74-59
2/7/04	A	L	51-69
2/2/05	H	W	73-58
1/14/06	H	W	68-52
2/23/06	A	L	51-62
1/13/07	A	W	56-50
2/3/07	H	W	69-52
1/19/08	H	W	62-50
3/8/08	A	W	65-52
1/7/09	H	W	74-45
1/31/09	A	L	63-66
1/13/10	A	W	60-50
2/21/10	H	W	70-63
1/23/11	A	W	78-46
2/27/11	H	W	78-63
1/18/12	H	W	77-57
2/20/13	A	W	69-41

CS - Chicago Stadium  
 DP - DePaul's Alumni Hall  
 UC - United Center, Chicago

**Notre Dame (10-18)**

**At Madison:** Series tied 7-7  
**At South Bend:** UW trails 2-10  
**Neutral:** Tied 1-1

2/8/27	H	L	14-19
2/7/28	H	L	14-21
12/13/37	A	L	31-33
12/10/38	H	W	45-39
12/12/39	A	L	33-51
12/14/40	H	W	44-43

12/13/41	H	W	43-35
12/14/42	A	L+	59-61
12/11/43	A	L	31-41
12/31/43	N	W	47-45
12/16/44	H	L	46-57
12/15/45	A	L	51-65
12/14/46	H	W+	53-49
12/13/48	A	L	54-60
12/13/49	H	W	56-48
12/11/50	A	L	61-67
12/8/51	H	L	53-63
12/4/54	A	L	61-72
12/5/55	A	W	70-66
12/8/56	H	L	55-75
12/7/57	H	L	53-75
12/13/58	H	W	56-54
12/7/59	A	L	58-78
2/1/65	A	W	98-90
12/4/65	H	W	97-79
12/5/67	H	L	73-81
12/11/68	A	L	56-57
11/28/10	N	L	51-58

**Oakland (1-0)**

**At Madison:** UW leads 1-0  
 11/18/09 H W 58-42

**Ohio (9-2)**

**At Madison:** UW leads 5-1  
**At Athens:** UW leads 2-1  
**Neutral:** UW leads 2-0

12/7/63	H	L	76-77
12/27/68	N	W	74-68
1/31/70	H	W	72-69
12/15/70	A	L	80-81
2/20/73	A	W	82-68
1/9/74	H	W	69-68
11/30/74	H	W	71-62
12/9/00	H	W	65-46
12/8/01	A	W	77-71
12/23/02	H	W	75-51
12/27/03	N	W	71-48

**Ohio State (67-85)**

**At Madison:** UW leads 46-31  
**At Columbus:** UW trails 22-54  
**Neutral:** UW trails 1-4

1/12/05	A	L	22-25
1/21/13	H	W	22-11
2/15/13	A	W	27-22
2/16/15	A	W	26-17
3/6/15	H	W	23-12
1/6/17	A	W	30-22
2/17/17	H	W	40-15
2/24/20	H	W	31-27

3/8/20	A	W	34-22
2/21/21	A	W	42-25
3/8/21	H	W	34-24
2/23/24	A	L	13-27
3/3/24	H	W	30-20
1/13/25	H	L	20-27
3/14/25	A	L	23-37
1/10/27	H	W	25-16
2/19/27	A	L	16-20
1/7/28	A	W	30-13
2/18/28	H	W	21-18
1/11/30	A	W	32-25
3/3/30	H	W	32-23
1/10/31	A	L	19-29
2/23/31	H	W	28-24
2/6/33	H	L	30-31
3/4/33	A	L	20-37
2/12/34	H	W	42-23
2/24/34	A	W	44-38
1/4/36	A	L	23-44
2/10/36	H	W	34-25
1/11/37	H	L	22-28
2/8/37	H	W+	35-33
2/25/39	H	L	38-46
2/17/40	A	L	35-41
1/25/41	H	W	46-31
2/14/42	H	W	49-39
2/28/42	A	W	44-39
2/3/45	A	L	36-40
2/9/45	H	L	34-63
2/22/47	H	L	56-57
2/16/48	A	L	47-53
1/17/49	H	L	54-57
2/4/50	A	L	47-61
1/13/51	A	W	74-67
2/5/51	H	W	56-51
1/12/52	H	W	58-51
3/1/52	A	L	56-69
1/19/53	H	W	64-51
2/28/53	A	W	69-63
2/6/54	A	W	79-73
2/12/55	H	W	86-63
1/14/56	A	L++	98-100
2/20/56	H	L	71-79
1/21/57	H	L	64-67
2/16/57	A	L	50-63
1/11/58	H	W	67-64
2/7/59	A	L	72-78
2/8/60	H	L	69-106
2/27/60	A	L	68-93
1/30/61	H	L	68-100
2/25/61	A	L	74-97
3/3/62	H	W	86-67
2/9/63	A	L	70-94
1/4/64	H	L	85-101
2/15/64	A	L	74-92
1/30/65	A	L	86-98
2/6/65	H	L	71-73

1/31/66	A	L+	81-87
2/4/67	H	L+	84-90
2/3/68	A	L	64-86
2/12/68	H	W	86-78
1/11/69	A	L	69-84
2/8/69	H	W	77-73
2/24/70	H	L	86-98
3/7/70	A	L	87-96
1/16/71	A	L	69-83
2/16/71	H	L	71-79
2/5/72	A	L	69-79
2/3/73	H	W	84-76
1/26/74	H	W	69-64
2/23/74	A	W	68-56
1/18/75	H	L	67-69
2/15/75	A	L	70-76
1/5/76	H	W+	82-81
3/1/76	A	W	91-79
1/13/77	H	L	58-60
2/26/77	A	L+	80-82
1/5/78	A	L	61-77
3/4/78	H	L	78-83
1/6/79	A	L	71-82
3/1/79	H	W	76-73
1/26/80	A	W	72-71
2/2/80	H	W	70-67
1/29/81	A	L	67-71
2/21/81	H	W	77-63
1/9/82	A	L	59-67
3/4/82	H	L	75-77
2/5/83	A	L	69-82
2/9/83	H	L	65-68
2/2/84	H	L	74-85
2/11/84	A	L	65-71
1/9/85	A	L	88-99
2/9/85	H	W	92-78
1/9/86	H	L	61-78
2/8/86	A	L	71-73
1/17/87	A	L	66-81
2/12/87	H	L	69-83
1/9/88	H	W	64-63
2/13/88	A	L	53-78
1/7/89	A	L	70-73
3/4/89	H	W	77-65
1/13/90	A	L	53-68
2/15/90	H	L	58-68
1/12/91	A	L	60-92
2/14/91	H	L	71-73
2/5/92	A	L	72-86
2/15/92	H	L	63-67
1/20/93	H	W	76-67
2/20/93	A	L	70-80
1/8/94	H	W	69-55
2/5/94	A	L	57-73
1/11/95	A	W	81-59
3/4/95	H	W	80-69
1/31/96	A	L	55-63
2/10/96	H	W	62-56

2/1/97	A	L	42-60
1/3/98	A	W	64-59
2/25/98	H	L	56-61
1/2/99	H	L+	74-78*
2/24/99	A	L	58-63*
1/13/00	H	L	51-53*
2/2/00	A	L	48-51
1/24/01	H	W	57-42*
2/10/01	A	L	58-63*
2/6/02	H	W+	94-92*
1/18/03	A	W	53-52
3/14/03	UC	L	50-58
1/28/04	A	W	69-57
2/14/04	H	W	78-48
1/11/05	H	W	72-66
2/27/05	A	W	64-56
3/11/05	UC	W	60-49
1/18/06	A	L	67-77
2/15/06	H	W	78-73
1/9/07	H	W	72-69
2/25/07	A	L	48-49
3/11/07	UC	L	49-66
2/24/08	A	W	58-53
2/14/09	H	W	55-50
3/13/09	CF	L	57-61
12/31/09	H	W	65-43
1/16/10	A	L	51-60
2/12/11	H	W	71-67
3/6/11	A	L	65-93
2/4/12	H	L	52-58
2/26/12	A	W	63-60
1/29/13	A	L	49-58
2/17/13	H	W	71-49
3/17/13	UC	L	43-50

UC - United Center, Chicago  
CF - Conseco Fieldhouse, Ind.

**Oklahoma (3-3)**

**At Madison:** UW trails 1-2  
**At Norman:** Series tied 1-1  
**Neutral:** UW leads 1-0

12/21/42	H	W	48-37
12/18/46	H	L	40-56
12/22/47	A	L	49-75
12/14/53	H	L	65-69
12/11/54	A	W	77-66
11/29/97	N	W	75-64

**Oklahoma State (0-1)**

**At Madison:** UW trails 0-1

12/29/83	H	L	84-89
----------	---	---	-------

**Old Dominion (1-0)**

**Neutral:** UW leads 1-0

11/21/05	N	W	84-81
----------	---	---	-------

\* vacated by NCAA

**Ole Miss (0-1)**

**Neutral:** UW trails 0-1

3/22/13 N L 46-57

**Oral Roberts (0-2)**

**At Madison:** UW trails 0-1

**At Tulsa:** UW trails 0-1

12/4/72 A L 76-90  
12/29/78 H L 69-102

**Oregon (3-2)**

**At Eugene:** UW leads 1-0

**Neutral:** Series tied 2-2

12/27/51 N W 82-77  
12/27/52 N L 64-66  
12/27/81 N L 82-85  
11/26/88 N W 74-47  
11/24/90 A W 72-70

**Oregon State (1-2)**

**At Madison:** Series tied 1-1

**Neutral:** UW trails 0-1

1/2/28 H W 36-21  
12/8/49 H L 36-49  
12/28/60 N L 54-56

**Pacific (2-1)**

**At Madison:** UW leads 2-0

**Neutral:** UW trails 0-1

12/16/61 H W 92-68  
11/28/97 N L 48-55  
12/23/06 H W 83-47

**Penn State (30-10)**

**At Madison:** UW leads 17-2

**At University Park:** UW leads 12-7

**Neutral:** Tied 1-1

1/30/93 A W 75-68  
3/3/93 H L 58-62  
1/6/94 A W 71-56  
2/9/94 H W 77-64  
1/26/95 H L 67-78  
2/18/95 A L 67-74  
1/7/96 A L 50-79  
3/6/96 H W 54-52  
1/18/97 H W 64-45  
2/19/97 A W 49-45  
1/14/98 H W 76-57  
2/14/98 A L 69-75  
3/5/98 UC W 52-51  
1/13/99 A W 61-58  
2/13/99 H W 73-63

1/19/00 A L 61-76  
1/27/01 H W 63-58  
1/9/02 A L 49-51  
1/26/02 H W 66-63  
2/1/03 H W 86-55  
2/19/03 A L 57-58  
2/25/04 H W 68-45  
1/29/05 A W 76-50  
1/25/06 H W 72-43  
2/11/06 A W 82-62  
2/7/07 A W 71-58  
2/17/07 H W 75-49  
1/15/08 A W 80-55  
3/5/08 H W 77-41  
1/3/09 H W 65-61  
2/8/09 A W 54-44  
1/3/10 A W 63-46  
1/24/10 H W+ 79-71  
1/29/11 A L 52-56  
2/20/11 H W 76-66  
3/11/11 CF L 33-36  
1/31/12 A W 52-46  
2/19/12 H W 65-55  
1/3/13 H W 60-51  
3/10/13 A W 63-60

UC - United Center, Chicago  
CF - Consecro Fieldhouse, Ind.

**Pennsylvania (6-0)**

**At Madison:** UW leads 3-0

**At Philadelphia:** UW leads 2-0

**Neutral:** UW leads 1-0

12/18/30 H W 25-12  
2/23/38 A W 52-44  
12/29/65 H W 84-70  
12/27/67 N W 86-67  
11/21/03 A W 64-53  
11/20/04 H W 77-44

**Pepperdine (2-2)**

**At Madison:** UW leads 2-0

**At Malibu:** UW trails 0-2

11/24/97 A L 66-77  
12/12/98 H W 57-51  
11/27/04 A L 61-75  
12/03/05 H W 71-55

**Pittsburgh (11-7)**

**At Madison:** UW leads 9-2

**At Pittsburgh:** UW trails 2-3

**Neutral:** UW trails 0-2

12/15/28 H W 34-24  
12/15/31 H W 30-29

12/29/34 H L 27-31  
12/21/36 A L 30-41  
12/11/37 H W 44-36  
12/18/40 H L 34-36  
3/22/41 H W 36-30  
12/12/47 H W 49-36  
12/10/63 H W 85-83  
12/8/64 A W 80-63  
12/20/69 H W 85-71  
12/8/70 A L 76-81  
12/18/71 H W 80-63  
1/3/72 A W 72-70  
12/30/86 N L 82-98  
3/21/04 N L 55-59  
12/31/05 A L 64-73  
12/16/06 H W 89-75

**Portland (2-1)**

**At Madison:** UW leads 1-0

**At Portland:** Series tied 1-1

12/29/60 A L 71-79  
1/5/90 H W 74-50  
11/30/91 A W 96-87

**Prairie View A&M (1-0)**

**At Madison:** UW leads 1-0

11/14/10 H W 99-55

**Presbyterian (1-0)**

**At Madison:** UW leads 1-0

11/20/12 H W 88-43

**Princeton (2-2)**

**At Madison:** UW leads 1-0

**Neutral:** UW trails 1-2

12/31/40 N W 52-40  
12/29/54 H W 66-64  
12/21/63 N L+ 87-90  
12/28/85 N L 49-54

**Providence (1-3)**

**At Madison:** UW trails 0-1

**At Providence:** UW trails 0-2

**Neutral:** UW leads 1-0

12/26/61 N W 95-84  
12/9/77 A L 62-73  
12/11/95 A L 57-58  
12/23/96 H L 57-59

+ overtime

**Purdue (65-105)**

**At Madison:** UW leads 46-37

**At West Laf.:** UW trails 17-68

**Neutral:** UW leads 2-0

1/20/06	A	W	34-14	2/17/45	H	W	64-48	2/26/81	A	L	61-72
2/3/06	H	W	31-15	1/12/46	H	L	49-53	1/30/82	A	L	67-81
1/25/07	A	W	33-27	1/28/46	A	L	46-59	2/6/82	H	L	46-55
3/15/07	H	W	37-10	2/24/47	A	W	72-60	1/6/83	H	L	64-80
1/17/08	A	W	28-24	1/19/48	H	W	49-44	3/12/83	A	L	64-79
1/23/08	H	W	34-13	2/14/49	A	L	48-53	1/5/84	A	L	65-84
1/15/09	A	L	20-23	2/20/50	H	W	56-45	3/6/84	H	L	48-61
2/27/09	H	W	30-6	2/12/51	A	L	46-62	1/19/85	H	L	68-72
1/22/10	A	L	17-29	3/3/51	H	L	61-64	2/14/85	A	L	52-67
3/12/10	H	W	38-14	1/5/52	H	L	64-79	1/19/86	A	L	73-100
1/13/11	A	L	16-34	2/11/52	A	L	67-78	2/13/86	H	L	78-80
2/24/11	H	W	45-17	12/20/52	A	L	59-65	1/10/87	H	L	48-57
1/13/13	A	W	25-15	1/3/53	H	W	50-46	2/5/87	A	L	62-70
3/1/13	H	W	22-19	1/2/54	H	W	66-57	2/3/88	A	L	62-86
2/13/14	H	W+	25-20	2/27/54	A	L	66-71	3/3/88	H	L	56-84
3/10/14	A	W	27-13	2/14/55	A	L	63-75	1/14/89	H	L	62-68
1/11/15	A	W+	28-24	2/28/55	H	W	75-73	3/2/89	A	L	60-65
2/19/15	H	W	26-21	1/2/56	H	L	66-78	1/17/90	H	L	54-56
1/8/16	A	W	33-17	3/2/57	A	L	66-85	2/17/90	A	L	55-62
2/25/16	H	W	35-22	1/18/58	A	L	47-62	1/26/91	H	W	66-44
1/26/18	H	W	21-16	2/15/58	H	L	76-81	2/28/91	A	L	62-69
3/13/18	A	W	24-18	1/10/59	A	L	61-84	2/2/92	H	W	79-69
2/6/23	A	L	13-17	2/9/59	H	W	91-86	2/29/92	A	L	51-61
2/24/23	H	W	20-19	1/9/60	A	L	69-99	1/13/93	A	L	60-76
2/23/25	H	L	22-30	3/5/60	H	W	89-80	2/13/93	H	L++	87-90
3/12/25	A	L	26-32	2/4/61	A	L	58-69	1/15/94	H	W	75-69
2/20/26	H	L	21-29	3/11/61	H	L	81-88	2/16/94	A	L	64-67
2/26/26	A	L	31-32	1/27/62	H	W	89-86	2/26/95	A	L	56-66
2/23/28	H	W	28-22	1/5/63	A	W	74-66	2/7/96	H	L	42-75
2/25/28	A	L	15-31	2/8/64	H	W	81-80	1/22/97	A	L	52-60
1/21/29	A	W	31-26	2/29/64	A	L	83-97	2/15/97	H	W	69-52
2/25/29	H	W	27-24	1/11/65	H	W	76-66	1/31/98	A	L	59-82
2/21/31	A	L	27-46	2/13/65	A	L	74-83	1/10/99	H	W	61-56
3/2/31	H	L	17-24	3/5/66	H	W	69-68	1/15/00	A	L	52-63
1/11/32	A	L	22-38	1/7/67	A	W	79-76	1/26/00	H	W	55-45
2/27/32	H	L	21-28	1/9/68	A	L	79-99	3/10/00	UC	W	78-66
1/15/34	H	L	26-27	3/2/68	H	W	104-84	3/25/00	N	W	64-60
2/26/34	A	L	25-37	1/4/69	H	L	80-86	1/10/01	A	L	67-73
1/5/35	H	L	18-19	2/15/69	A	L	69-87	2/7/01	H	W	73-54
3/4/35	A	L	24-43	1/6/70	A	L	74-90	1/19/02	H	W	77-66
1/4/37	A	L	30-43	3/9/71	H	L	77-81	2/5/03	A	L	60-78
3/1/37	H	W	46-43	2/15/72	A	W	84-65	1/14/04	A	L	51-53
1/15/38	A	L	34-40	2/22/72	H	W	66-60	2/29/04	H	W	82-46
2/19/38	H	L	39-46	1/22/73	A	L	59-66	1/5/05	A	W	77-68
2/6/39	A	L	31-39	2/26/73	H	W	71-63	3/5/05	H	W	64-52
2/18/39	H	W+	32-30	2/16/74	A	L	80-107	2/4/06	A	L	62-70
1/13/40	A	L	36-49	1/11/75	A	L	49-88	1/17/07	H	W	69-64
2/24/40	H	L+	45-48	2/8/75	H	L	64-69	1/26/08	A	L	56-60
1/13/41	H	W+	48-42	1/10/76	A	L	72-87	2/9/08	H	L	67-72
2/17/41	A	W	43-42	2/7/76	H	L	74-85	1/11/09	A	L	52-65
2/16/42	A	L	34-40	1/24/77	A	L	71-81	1/27/09	H	L	63-64
2/27/43	A	W	53-45	2/10/77	H	W	76-74	1/9/10	H	W	73-66
2/19/44	H	L+	50-52	1/12/78	H	L	70-79	1/28/10	A	L	57-60
1/29/45	A	L	34-45	2/25/78	A	L	78-87	2/1/11	H	W	66-59
				1/27/79	A	L	60-73	2/16/11	A	L	62-70
				2/3/79	H	L	48-54	1/12/12	A	W	67-62
				1/24/80	H	L+	60-73	3/3/13	H	L	56-69
				2/16/80	A	L	61-69				
				1/17/81	H	L	69-71				

UC - United Center, Chicago

**Rhode Island (2-0)**

**At Madison:** UW leads 1-0  
**At Kingston:** UW leads 1-0  
 11/28/98 A W 65-59  
 12/3/99 H W 66-43

**Rice (1-2)**

**At Madison:** Series tied 1-1  
**At Houston:** UW trails 0-1  
 12/16/57 H W 67-62  
 12/6/58 A L 37-78  
 3/17/93 H L 73-77

**Richmond (1-0)**

**Neutral:** UW leads 1-0  
 3/19/04 N W 76-64

**Rutgers (3-0)**

**At Madison:** UW leads 1-0  
**At Piscataway:** UW leads 1-0  
**Neutral:** UW leads 1-0  
 12/28/49 N W 68-55  
 11/29/03 H W 55-43  
 12/4/04 A W 70-62

**St. Bonaventure (1-1)**

**At Madison:** UW trails 0-1  
**At St. Bona.:** UW trails 1-0  
 12/9/95 H L 62-76  
 12/14/96 A W 77-68

**St. John's (N.Y.) (3-0)**

**At Madison:** UW leads 1-0  
**At Jamaica:** UW leads 1-0  
**Neutral:** UW leads 1-0  
 1/26/63 H W 85-52  
 11/28/78 A W 73-68  
 3/15/02 N W 80-70

**Saint Louis (2-2)**

**At Madison:** UW leads 1-0  
**At St. Louis:** UW trails 0-1  
**Neutral:** Series tied 1-1  
 12/19/50 A L+ 48-53  
 12/17/51 H W 55-54  
 12/2/78 N W 66-63  
 3/20/89 N L 68-73

**Saint Mary's (1-1)**

**At Madison:** Series tied 1-1  
 12/4/74 H L 60-62  
 12/2/76 H W 82-76

**Sam Houston State (1-0)**

**At Madison:** UW leads 1-0  
 12/13/91 H W 98-75

**Samford (1-0)**

**At Madison:** UW leads 1-0  
 12/29/13 H W 87-51

**San Diego (1-0)**

**Neutral:** UW leads 1-0  
 11/23/08 N W 64-49

**San Francisco State (2-0)**

**At Madison:** UW leads 2-0  
 12/2/85 H W 90-61  
 11/29/90 H W 72-53

**San Jose State (1-0)**

**At Madison:** UW leads 1-0  
 1950 H W 75-59

**Savannah State (2-0)**

**At Madison:** UW leads 2-0  
 11/15/07 H W 79-32  
 12/15/11 H W 66-33

**SIU-Edwardsville (2-0)**

**At Madison:** UW leads 2-0  
 12/2/72 H W 100-74  
 11/18/08 H W 88-58

**South Carolina (3-0)**

**At Madison:** UW leads 1-0  
**At Columbia:** UW leads 1-0  
**Neutral:** UW leads 1-0  
 12/17/66 N W 88-84  
 11/22/85 A W 68-65  
 12/4/86 H W 47-45

**South Dakota (1-0)**

**At Madison:** UW leads 1-0  
 12/4/10 H W 76-61

**South Florida (3-1)**

**At Madison:** UW leads 2-0  
**At Tampa:** Series tied 1-1  
 11/29/86 H W 65-51  
 11/28/87 A W 58-55  
 12/11/99 A L 63-66  
 12/30/00 H W+ 63-61

**SE Louisiana (2-0)**

**At Madison:** UW leads 1-0  
 11/25/91 H W 82-71  
 11/11/12 H W 87-47

**SE Missouri State (1-0)**

**At Madison:** UW leads 1-0  
 11/25/91 H W 82-71

**Southern (1-0)**

**At Madison:** UW leads 1-0  
 11/19/06 H W 92-39

**Southern Illinois (1-3)**

**At Madison:** Series tied 1-1  
**At Carbondale:** UW trails 0-2  
 12/13/69 H L 69-74  
 2/9/70 A L 75-86  
 12/3/83 H W 78-72  
 12/8/87 A L 76-80

**Southern Indiana (0-1)**

**At Madison:** UW trails 0-1  
 12/8/90 H L 66-78

**SMU (4-3)**

**At Madison:** UW trails 1-2  
**At Dallas:** UW leads 2-1  
**Neutral:** UW leads 1-0  
 12/12/55 H L 62-75  
 12/8/58 A L 63-81  
 12/9/67 H W 120-82  
 12/6/69 A W 78-76  
 12/28/73 N W 74-73  
 12/1/90 A W 65-49  
 12/3/91 H L 64-66

**Stanford (3-6)**

**At Madison:** Series tied 3-3  
**At Palo Alto:** UW trails 0-3  
 1/2/40 H L 26-39  
 12/30/55 A L 53-65  
 12/21/59 H W 61-60  
 12/18/74 H L 67-89  
 12/29/75 H W 70-64  
 12/11/76 A L 66-70  
 3/18/91 H L 72-80  
 12/27/93 H W 80-73  
 12/27/94 A L 78-95

**Syracuse (1-2)**

**At Syracuse:** UW trails 0-1

**Neutral:** Series tied 1-1

1/3/27	N	W	31-24
11/13/99	A	L	49-68
3/22/12	N	L	63-64

**Temple (6-3)**

**At Madison:** Series tied 2-2

**At Philadelphia:** UW leads 4-1

12/28/67	A	L	80-82
12/2/95	H	W+	57-54
12/4/96	A	W+	64-57
12/6/97	H	L	49-59
12/9/98	A	W	63-56
12/29/99	H	W	62-44
12/14/00	A	W	66-58
12/3/01	H	L++	67-70
1/2/03	A	W	80-67

**Tennessee (1-2)**

**At Madison:** UW leads 1-0

**At Knoxville:** UW trails 0-1

**Neutral:** UW trails 0-1

12/28/81	N	L	67-79
11/21/00	A	L	56-66
12/29/01	H	W	65-62

**Tennessee Tech (1-0)**

**At Madison:** UW leads 1-0

12/31/90	H	W	71-65
----------	---	---	-------

**Texas (4-2)**

**At Madison:** UW leads 1-1

**At Austin:** UW leads 2-0

**Neutral:** Series tied 1-1

12/29/70	N	W	89-73
3/14/96	N	L	58-71
12/15/98	A	W	65-62
12/7/99	H	W	61-45
12/29/07	A	W	67-66
12/23/08	H	L	69-74

**Texas A&M (1-0)**

**At Madison:** UW leads 1-0

12/28/84	H	W	71-69
----------	---	---	-------

**Texas A&M-C.C. (1-0)**

**Neutral:** UW leads 1-0

3/16/07	N	W	76-63
---------	---	---	-------

**Texas-Arlington (1-0)**

**At Madison:** UW leads 1-0

12/22/90	H	W	105-74
----------	---	---	--------

**Texas Southern (2-0)**

**At Madison:** UW leads 2-0

12/22/80	H	W	58-49
12/21/02	H	W	81-58

**Texas Tech (2-0)**

**At Madison:** UW leads 1-0

**At Lubbock:** UW leads 1-0

12/11/93	A	W	91-88
12/3/94	H	W	70-65

**Toledo (2-1)**

**At Madison:** UW leads 2-0

**At Toledo:** UW trails 0-1

11/29/82	H	W	79-71
12/20/83	A	L	60-73
12/9/97	H	W	73-68

**Tulane (1-3)**

**At Madison:** Series tied 1-1

**At New Orleans:** UW trails 0-2

12/21/53	A	L+	55-57
12/20/54	H	L	66-69
12/19/70	H	W	96-77
12/4/71	A	L	70-72

**Tulsa (1-0)**

**Neutral:** UW leads 1-0

3/22/03	N	W	61-60
---------	---	---	-------

**UCLA (2-4)**

**At Madison:** Series tied 1-1

**At Los Angeles:** UW trails 1-2

**Neutral:** UW trails 0-1

12/23/48	A	W	49-46
12/30/49	H	W	54-52
12/22/62	H	L	63-77
12/28/66	A	L	56-100
11/25/72	A	L	53-94
11/21/95	N	L	57-68

**UNC Greensboro (1-0)**

**At Madison:** UW leads 1-0

12/23/04	H	W	85-53
----------	---	---	-------

**UNC Wilmington (2-0)**

**At Madison:** UW leads 2-0

11/30/96	H	W	68-35
12/12/05	H	W	54-51

**UNLV (2-4)**

**At Madison:** UW leads 2-0

**At Las Vegas:** UW trails 0-3

**Neutral:** UW trails 0-1

12/28/87	A	L	65-102
11/17/01	A	L	69-74
12/7/02	H	W	91-74
3/18/07	N	L	68-74
11/20/10	A	L	65-68
12/10/11	H	W	62-51

**USC (1-2)**

**At Madison:** UW leads 1-0

**At Los Angeles:** UW trails 0-2

12/23/46	H	W	61-56
12/21/48	A	L	31-36
12/29/82	A	L	76-86

**UTEP (1-0)**

**At Madison:** UW leads 1-0

12/8/62	H	W	73-59
---------	---	---	-------

**Utah (1-1)**

**At Salt Lake:** UW trails 0-1

**Neutral:** UW leads 1-0

12/30/57	A	L	70-72
12/28/62	N	W	94-72

**Utah State (1-0)**

**Neutral:** UW leads 1-0

12/26/69	N	W	81-74
----------	---	---	-------

**Valparaiso (3-0)**

**At Madison:** UW leads 3-0

12/6/94	H	W	69-51
12/14/95	H	W	90-73
12/22/07	H	W	68-58

**Vanderbilt (1-0)**

**Neutral:** UW leads 1-0

3/17/12	N	W	60-57
---------	---	---	-------

**Villanova (0-1)**

**Neutral:** UW trails 0-1

11/20/95	N	L	58-66
----------	---	---	-------

+ overtime



**Virginia (1-2)****At Madison:** UW trails 0-1**Neutral:** Series tied 1-1

12/27/74	N	L	78-86
11/21/98	N	W	66-56
11/18/12	H	L	54-60

**Virginia Tech (1-0)****At Blacksburg:** UW leads 1-0

12/1/08	A	W	74-72
---------	---	---	-------

**Wake Forest (0-3)****At Madison:** UW trails 0-1**At Wins.-Salem:** UW trails 0-2

11/30/99	A	L	48-67
12/4/02	H	L	80-90
11/29/05	A	L	88-91

**Washington (1-3)****At Madison:** Series tied 1-1**At Seattle:** UW trails 0-1**Neutral:** UW trails 0-1

2/9/31	H	W	39-9
12/28/55	A	L	53-54
12/19/58	H	L	48-62
12/17/65	N	L	67-81

**Washington State (4-4)****At Madison:** UW trails 1-2**At Pullman:** Series tied 1-1**Neutral:** UW leads 2-1

3/29/41	N	W	39-34
12/30/60	H	L	72-78
11/27/82	H	L	64-66
12/1/84	H	W	61-59
12/9/85	A	W	74-68
1/3/87	N	W	80-65
12/4/89	A	L	52-55
12/27/91	N	L	51-73

**Washington Univ. (3-0)****At Madison:** UW leads 2-0**At St. Louis:** UW leads 1-0

12/15/56	H	W	41-38
12/9/57	A	W	43-33
12/11/61	H	W	91-63

**Weber State (1-1)****Neutral:** Series tied 1-1

11/24/01	N	L	69-73
3/20/03	N	W	81-74

**West Virginia (2-1)****At Madison:** UW leads 1-0**At Morgantown:** UW leads 1-0**Neutral:** UW trails 0-1

12/18/65	N	L	93-101
12/19/72	H	W	77-59
12/19/73	A	W	69-62

**Western Carolina (1-0)****At Madison:** UW leads 1-0

12/27/04	H	W	89-49
----------	---	---	-------

**Western Illinois (1-0)****At Madison:** UW leads 1-0

12/7/89	H	W	69-42
---------	---	---	-------

**Western Kentucky (1-0)****Neutral:** UW leads 1-0

11/25/89	N	W	73-62
----------	---	---	-------

**Western Michigan (1-0)****At Madison:** UW leads 1-0

12/6/54	H	W	80-68
---------	---	---	-------

**Winthrop (1-0)****At Madison:** UW leads 1-0

12/4/06	H	W+	82-79
---------	---	----	-------

**Wofford (3-0)****At Madison:** UW leads 2-0**Neutral:** UW leads 1-0

12/3/07	H	W	70-43
3/19/10	N	W	53-49
11/19/11	H	W	69-33

**Wright State (2-0)****At Madison:** UW leads 1-0**At Dayton:** UW leads 1-0

11/26/94	H	W	86-63
12/5/95	A	W	94-91

**Wyoming (0-1)****Neutral:** UW trails 0-1

12/28/57	N	L	65-93
----------	---	---	-------

**Xavier (2-2)****At Madison:** UW leads 1-0**At Cincinnati:** Series tied 1-1**Neutral:** UW trails 0-1

12/20/38	A	W	27-26
12/2/00	H	W	61-46
12/10/01	A	L	48-57
3/22/09	N	L	49-60

**Yale (3-1)****At Madison:** UW leads 1-0**Neutral:** UW leads 2-1

1/1/02	N	L	20-35
12/29/56	H	W	64-46
12/29/72	N	W	90-64
12/30/83	N	W	87-77

+ overtime

# Wisconsin vs. the D-I Conferences

## AMERICA EAST (2-0)

Maine	1	0
New Hampshire	1	0

## AMERICAN (19-15)

Cincinnati	1	5
Connecticut	0	1
Houston	1	1
Louisville	0	1
Memphis	1	0
Rutgers	3	0
SMU	4	3
South Florida	3	1
Temple	6	3

## ATLANTIC 10 (9-5)

Dayton	1	0
Duquesne	0	1
Fordham	1	0
George Washington	0	1
Rhode Island	2	0
Richmond	1	0
St. Bonaventure	1	1
Saint Louis	2	2
Charlotte	1	0

## ATLANTIC COAST (42-39)

Boston College	4	2
Duke	1	1
Florida State	3	0
Georgia Tech	1	1
Maryland	5	2
Miami	2	0
North Carolina	0	2
North Carolina State	2	0
Notre Dame	10	18
Pittsburgh	11	7
Syracuse	1	2
Virginia	1	2
Virginia Tech	1	0
Wake Forest	0	2

## ATLANTIC SUN (3-0)

East Tennessee St.	1	0
Kennesaw State	1	0
Mercer	1	0

## BIG 12 (20-17)

Iowa State	3	5
Kansas	1	3
Kansas State	4	2
Oklahoma	3	3
Oklahoma State	0	1
Texas	4	2
Texas A&M	1	0
Texas Tech	2	0
West Virginia	2	1

## BIG EAST (90-83)

Butler	17	14
Creighton	1	1
DePaul	1	6
Georgetown	1	1
Marquette	64	55
Providence	1	3
St. John's	3	0
Villanova	0	1
Xavier	2	2

## BIG SKY (7-1)

Eastern Washington	1	0
Idaho State	1	0
Montana	3	0
North Dakota	1	0
Weber State	1	1

## BIG SOUTH (6-0)

Charleston Southern	1	0
Coastal Carolina	2	0
Gardner-Webb	1	0
Presbyterian	1	0
Winthrop	1	0

## BIG TEN (723-808)

Illinois	80	110
Indiana	67	93
Iowa	78	79
Michigan	69	87
Michigan State	60	74
Minnesota	92	101
Nebraska	10	10
Northwestern	111	61
Ohio State	69	88
Penn State	30	10
Purdue	65	105

## BIG WEST (6-1)

Cal Poly	1	0
Cal. State Fullerton	1	0
Hawaii	1	1
Long Beach State	1	0
UC-Davis	1	0
UC-Santa Barbara	1	0

## COLONIAL (2-0)

UNC-Wilmington	2	0
----------------	---	---

## CONFERENCE USA (6-6)

Louisiana Tech	1	0
Marshall	0	1
Old Dominion	1	0
Rice	1	2
UTEP	1	0
Tulane	1	3
Tulsa	1	0

## HORIZON (58-3)

Cleveland State	1	0
Detroit	3	0
Green Bay	18	1
Illinois-Chicago	1	1
Milwaukee	29	1
Oakland	1	0
Valparaiso	3	0
Wright State	2	0

## IVY LEAGUE (18-7)

Brown	2	0
Columbia	0	2
Cornell	1	1
Dartmouth	3	1
Harvard	1	0
Pennsylvania	6	0
Princeton	2	2
Yale	3	1

## METRO ATLANTIC (6-1)

Canisius	1	1
Fairfield	1	0
Iona	1	0
Manhattan	3	0

## MID-AMERICAN (40-12)

Ball State	6	2
Bowling Green	2	1
Central Michigan	3	2
Eastern Michigan	3	2
Kent State	1	0
Miami (Ohio)	1	0
Monmouth	1	0
Northern Illinois	11	2
Ohio	9	2
Toledo	2	1
Western Michigan	1	0

## MID-EASTERN (13-0)

Bethune-Cookman	1	0
Coppin State	3	0
Delaware State	1	0
Florida A&M	2	0
Howard	1	0
Morgan State	2	0
Norfolk State	1	0
Savannah State	2	0

## MISSOURI VALLEY (19-16)

Bradley	3	2
Illinois State	2	1
Indiana State	0	1
Loyola (IL)	9	6
Missouri State	0	2
Northern Iowa	4	1
Southern Illinois	1	3

## MOUNTAIN WEST (11-6)

Air Force	2	0
Fresno State	3	1
New Mexico	2	0
San Jose State	1	0
UNLV	2	4
Utah State	1	0
Wyoming	0	1

## NORTHEAST (2-0)

Central Conn. St.	1	0
LIU-Brooklyn	1	0

## OHIO VALLEY (11-1)

Belmont	1	0
Eastern Illinois	5	1
Eastern Kentucky	1	0
SE Missouri State	1	0
SIU-Edwardsville	2	0
Tennessee Tech	1	0

## PACIFIC-12 (23-31)

Arizona	3	2
California	3	5
Colorado	1	0
Oregon	3	2
Oregon State	1	2
Stanford	3	6
UCLA	2	4
USC	1	2
Utah	1	1
Washington	1	3
Washington State	4	4

## PATRIOT (5-0)

Army	1	0
Bucknell	1	0
Colgate	1	0
Navy	2	0

## SOUTHEASTERN (23-17)

Alabama	1	3
Arkansas	1	0
Auburn	1	0
Florida	1	2
Georgia	2	2
Kentucky	1	3
LSU	4	0
Missouri	7	4
Ole Miss	0	1
South Carolina	3	0
Tennessee	1	2
Vanderbilt	1	0

## SOUTHERN (8-2)

Charleston	1	0
Davidson	0	2
Furman	1	0
UNC-Greensboro	1	0
Samford	1	0
Western Carolina	1	0
Wofford	3	0

## SOUTHLAND (3-2)

Oral Roberts	0	2
Sam Houston St.	1	0
SE Louisiana	1	0
Texas A&M C.C.	1	0

## SOUTHWESTERN ATH. (9-0)

Alcorn State	1	0
Grambling State	2	0
Miss. Valley State	2	0
Prairie View A&M	1	0
Southern	1	0
Texas Southern	2	0

## SUMMIT LEAGUE (7-1)

Denver	2	0
Fort Wayne	2	0
North Dakota State	0	1
Omaha	1	0
South Dakota	1	0
Western Illinois	1	0

## SUN BELT (4-1)

Arkansas State	1	0
Florida International	1	0
Georgia State	0	1
Texas-Arlington	1	0
Western Kentucky	1	0

## WEST COAST (14-6)

Brigham Young	2	0
Gonzaga	2	1
Loyola Marymount	2	0
Pacific	2	1
Pepperdine	2	2
Portland	2	1
Saint Mary's	1	1
San Diego	1	0

## WESTERN ATH. (5-1)

Chicago State	1	0
Kansas City	1	0
Nevada	3	0
New Mexico State	0	1

# Season Statistics Since 1979-80

## 1979-80 (15-14, 7-11)

Name	GP-GS	MIN	FG-FGA	FG%	3FG-FGA	3FG%	FT-FTA	FT%	Reb.	PF-D	A	TO	BLK	STL	PTS-AVG
Matthews	28-26	955	211-412	.512	--	--	127-143	.888	73	88-4	118	135	11	42	549-19.6
Gregory	29-28	1001	197-424	.465	--	--	140-189	.741	254	106-7	37	112	20	26	534-18.4
Chrnlich	29-29	982	123-230	.535	--	--	53-81	.654	209	83-4	58	54	8	25	300-10.3
Petty	29-26	961	97-210	.462	--	--	59-107	.551	175	97-5	25	56	16	14	253-8.7
Hastings	27-25	789	74-170	.435	--	--	22-29	.759	49	49-2	72	48	2	20	170-6.3
Bailey	24-1	165	25-47	.532	--	--	8-12	.667	9	39-2	18	21	6	8	58-2.4
Gaines	32-4	282	16-48	.333	--	--	7-11	.636	34	23-1	21	20	0	5	39-1.7
Mitchell	29-2	290	14-48	.292	--	--	4-12	.333	61	46-1	6	17	0	2	32-1.1
Dandridge	21-1	218	10-26	.385	--	--	8-11	.727	14	24-0	16	18	0	4	28-1.3
Kreklow	24-0	145	3-20	.150	--	--	15-19	.789	14	24-0	7	17	1	3	21-0.9
Newburg	18-1	111	6-15	.400	--	--	8-13	.615	46	9-0	1	7	0	4	20-1.1
Zinkgraf	6-0	23	4-8	.500	--	--	4-7	.571	8	5-0	1	0	0	0	12-2.0
Jenkins	4-1	28	1-5	.200	--	--	2-3	.667	3	3-0	1	1	0	0	4-1.0
Jacobson	3-0	7	2-3	.667	--	--	0-1	.000	1	1-0	0	0	0	3	4-1.3
UW	29	5900	783-1666	.470	--	--	457-638	.716	1062	597-26	380	513	65	151	2023-69.8
Opp.	29	5900	749-1620	.462	--	--	413-578	.715	923	574-23	335	510	93	164	1911-65.9

## 1980-81 (11-16, 5-13)

Name	GP-GS	MIN	FG-FGA	FG%	3FG-FGA	3FG%	FT-FTA	FT%	Reb.	PF-D	A	TO	BLK	STL	PTS-AVG
Gregory	27-27	989	199-438	.454	--	--	152-202	.752	249	97-6	25	109	26	37	550-20.4
Petty	27-27	986	172-348	.494	--	--	68-126	.539	232	101-8	22	63	25	21	412-15.3
Bailey	27-27	799	139-285	.488	--	--	53-79	.671	61	91-4	73	82	8	39	331-12.3
Hastings	27-13	748	61-142	.430	--	--	25-36	.694	55	57-3	85	53	1	10	147-5.4
Dandridge	27-18	829	44-88	.500	--	--	31-41	.756	62	69-3	80	68	0	19	119-4.4
Kreklow	26-13	485	31-69	.449	--	--	23-26	.885	40	66-8	18	27	0	5	85-3.3
Mitchell	22-9	349	21-52	.404	--	--	11-16	.688	48	39-1	18	21	2	4	53-2.4
Renfroe	19-0	88	11-27	.407	--	--	5-7	.714	13	7-0	7	11	1	1	27-1.4
Hildebrand	14-2	94	7-26	.269	--	--	1-6	.167	5	14-1	2	6	1	1	15-1.1
Zinkgraf	15-0	64	3-11	.273	--	--	7-16	.438	17	6-0	1	3	0	0	12-0.9
Stahl	3-0	13	1-2	.500	--	--	0-0	--	1	1-0	2	0	0	0	2-0.7
Lake	9-0	27	1-5	.200	--	--	0-1	.000	7	4-0	0	6	0	1	2-0.2
Jacobson	3-0	7	0-2	.000	--	--	0-1	.000	0	1-0	0	0	0	0	0-0.0
UW	27	5475	690-1498	.461	--	--	376-558	.667	898	556-34	339	455	64	151	1756-65.5
Opp.	27	5475	718-1446	.498	--	--	410-587	.700	882	526-22	330	462	58	185	1846-68.9

## 1981-82 (6-21, 3-15)

Name	GP-GS	MIN	FG-FGA	FG%	3FG-FGA	3FG%	FT-FTA	FT%	Reb.	PF-D	A	TO	BLK	STL	PTS-AVG
Sellers	27-27	964	167-351	.476	--	--	44-67	.657	254	77-1	36	66	52	22	378-14.0
Blackwell	27-24	869	147-330	.445	--	--	71-103	.689	137	64-2	43	61	6	28	365-13.5
Bailey	27-24	748	146-338	.432	--	--	56-76	.737	57	79-5	60	67	15	37	348-12.9
Golston	27-24	798	97-240	.404	--	--	49-68	.721	52	77-3	93	102	1	18	243-9.0
Mitchell	27-27	739	57-148	.385	--	--	30-42	.714	138	99-7	27	47	2	10	144-5.3
Roth	25-2	330	47-102	.461	--	--	10-18	.556	47	42-1	27	20	0	10	104-4.2
Ploss	25-2	303	24-68	.353	--	--	12-14	.857	49	55-5	6	19	3	6	60-2.4
Zinkgraf	14-2	108	10-18	.556	--	--	6-16	.375	24	14-0	3	4	0	5	26-1.9
Hippen	17-0	100	9-28	.321	--	--	5-9	.556	16	15-0	4	10	3	1	23-1.4
Dandridge	26-2	353	14-33	.424	--	--	7-9	.778	30	50-4	44	36	0	12	35-1.3
Jacobson	11-1	42	3-7	.429	--	--	3-4	.750	7	11-0	8	7	0	5	9-0.8
UW	27	5400	721-1664	.433	--	--	293-426	.688	911	583-29	351	450	83	1735	1735-64.3
Opp.	27	5400	768-1502	.511	--	--	452-645	.701	984	435-7	379	472	78	1988	1988-73.7

1982-83 (8-20, 3-15)

Name	GP-GS	MIN	FG-FGA	FG%	3FG-FGA	3FG%	FT-FTA	FT%	Reb.	PF-D	A	TO	BLK	STL	PTS-AVG
Blackwell	28-28	995	215-465	.462	--	--	80-113	.708	206	70-2	44	72	3	39	511-18.3
Sellers	28-28	1009	189-372	.508	--	--	82-99	.828	219	98-4	37	64	68	23	460-16.4
Olson	28-28	979	129-326	.398	--	--	31-41	.756	41	63-1	83	66	0	30	307-11.0
Roth	28-12	710	59-156	.378	--	--	43-60	.717	94	64-2	67	57	0	19	161-5.8
Smith	19-5	285	36-86	.419	--	--	20-31	.645	40	23-1	17	15	3	12	93-4.9
Miller	25-2	503	46-108	.426	--	--	23-37	.622	52	43-0	24	44	7	9	116-4.6
Steinhaus	25-3	279	20-53	.377	--	--	14-20	.700	46	34-0	7	19	1	10	54-2.2
Laszewski	24-5	234	19-39	.487	--	--	8-12	.667	23	33-1	9	16	4	1	46-1.9
Ploss	23-10	261	12-29	.414	--	--	6-7	.857	29	44-1	11	9	3	2	30-1.3
Dandridge	25-10	333	10-29	.345	--	--	5-10	.500	22	41-0	42	35	2	12	25-1.0
Hippen	13-0	53	3-12	.250	--	--	2-2	1.000	8	9-0	3	2	0	1	8-0.6
Maerz	4-0	9	0-0	--	--	--	0-1	.000	0	1-0	0	0	0	0	0-0
Korth	2-0	2	0-0	--	--	--	0-0	--	0	1-0	0	0	0	0	0-0
Cary	2-0	2	0-0	--	--	--	0-0	--	0	0-0	0	0	0	0	0-0
UW	28	5600	739-1678	.440	--	--	314-433	.725	901	527-13	351	409	91	160	1813-64.8
Opp	28	5600	771-1571	.491	--	--	421-593	.710	1025	482-7	381	451	112	157	1994-71.2

1983-84 (8-20, 4-14)

Name	GP-GS	MIN	FG-FGA	FG%	3FG-FGA	3FG%	FT-FTA	FT%	Reb.	PF-D	A	TO	BLK	STL	PTS-AVG
Blackwell	28-27	1045	201-439	.458	--	--	127-181	.702	243	65-1	50	89	8	34	529-18.9
Olson	28-28	1230	166-337	.493	--	--	59-66	.894	44	64-1	67	67	1	19	391-14.0
Roth	28-28	973	151-304	.497	--	--	76-96	.972	83	64-3	87	87	0	43	378-13.5
Miller	27-27	910	98-211	.465	--	--	67-83	.807	110	62-0	64	64	11	17	263-9.7
Heineman	27-1	522	27-65	.415	--	--	42-56	.750	65	65-3	40	40	1	21	96-3.6
Steinhaus	25-1	270	30-69	.435	--	--	7-11	.636	29	40-2	23	23	0	6	67-2.7
Ploss	26-21	358	24-64	.375	--	--	16-19	.842	63	81-4	32	32	5	2	64-2.4
Laszewski	21-5	205	24-39	.615	--	--	3-4	.750	35	29-0	12	12	4	3	51-2.4
Plondke	18-2	224	13-32	.406	--	--	7-13	.538	20	29-1	16	16	9	1	33-1.8
Weber	18-0	87	7-13	.538	--	--	2-5	.400	18	18-1	6	6	5	0	16-0.9
Hippen	12-0	52	2-11	.182	--	--	4-6	.667	11	9-0	6	6	0	0	8-0.7
Ripley	9-0	23	0-5	.000	--	--	3-5	.600	6	3-0	0	2	2	0	3-0.3
UW	28	5700	743-1579	.471	--	--	413-545	.758	833	528-16	403	379	45	146	1899-66.0
Opp	28	5700	791-1447	.547	--	--	417-590	.707	855	538-16	459	433	77	178	1999-71.4

1984-85 (14-14, 5-13)

Name	GP-GS	MIN	FG-FGA	FG%	3FG-FGA	3FG%	FT-FTA	FT%	Reb.	PF-D	A	TO	BLK	STL	PTS-AVG
Roth	28-28	927	198-365	.542	--	--	117-156	.750	86	57-1	74	73	4	26	513-18.3
Olson	28-28	970	197-397	.496	--	--	73-82	.890	52	76-4	66	56	0	20	467-16.7
Weber	28-25	700	85-173	.491	--	--	37-53	.698	162	62-1	53	60	17	24	207-7.4
Heineman	25-24	761	71-135	.526	--	--	39-51	.765	118	62-4	111	47	0	33	181-7.2
Ploss	28-28	622	70-142	.493	--	--	25-44	.568	101	86-5	32	36	20	9	165-5.9
Barnes	25-2	337	49-118	.415	--	--	19-32	.594	88	42-1	16	22	7	9	117-4.7
Smith	27-3	408	47-99	.475	--	--	10-14	.714	27	32-1	43	32	1	7	104-3.9
Steinhaus	22-0	278	33-75	.440	--	--	11-13	.846	42	37-0	34	13	3	5	77-3.5
Ripley	21-1	243	19-46	.413	--	--	18-27	.667	52	28-1	1	9	0	4	56-2.7
Laszewski	20-0	215	21-63	.333	--	--	8-15	.533	39	19-0	13	8	7	7	50-2.6
Hippen	17-1	90	10-27	.370	--	--	4-7	.571	19	11-0	10	9	2	3	24-1.4
Parker	3-0	5	1-2	.500	--	--	0-0	--	0	1-0	0	1	0	0	2-0.7
Harris	7-0	28	2-4	.500	--	--	0-0	---	2	1-0	3	4	0	2	4-0.6
Hill	3-0	7	0-0	.000	--	--	0-2	.000	0	0-0	1	4	0	0	0-0.0
UW	28	5600	803-1646	.488	--	--	361-496	.728	900	514-18	456	374	61	149	1967-70.3
Opp	28	5600	807-1659	.486	--	--	399-555	.719	965	501-13	426	392	60	162	2013-71.9

**1985-86 (12-16, 4-14)**

Name	GP-GS	MIN	FG-FGA	FG%	3FG-FGA	3FG%	FT-FTA	FT%	Reb.	PF-D	A	TO	BLK	STL	PTS-AVG
Olson	28	983	237-485	.489	--	--	97-110	.882	67	55-2	43	55	1	33	571-20.4
Smith	15	433	84-153	.549	--	--	30-46	.652	24	18-0	44	31	0	7	198-13.2
Weber	28	804	131-258	.508	--	--	67-89	.753	161	92-4	55	63	28	26	329-11.8
Ripley	28	893	101-195	.518	--	--	41-55	.745	194	90-5	50	51	6	29	243-8.7
Heineman	22	676	65-142	.458	--	--	44-55	.800	76	53-3	100	43	2	18	174-7.9
Steinhaus	28	545	79-182	.434	--	--	16-25	.640	87	78-4	43	30	0	26	174-6.2
Jackson	13	200	35-83	.422	--	--	5-10	.500	18	18-1	24	21	0	9	75-5.8
Molaski	28	497	44-84	.524	--	--	36-54	.667	75	38-1	55	40	2	19	124-4.4
Laszewski	21	233	24-54	.444	--	--	13-21	.619	36	32-0	12	18	6	7	61-3.1
Robertson	13	69	5-16	.313	--	--	8-18	.444	13	4-0	1	6	3	0	18-1.4
Schubring	22	251	8-32	.250	--	--	9-15	.600	39	41-1	15	15	3	6	25-1.1
Willey	9	18	1-2	.500	--	--	2-4	.500	4	2-0	0	6	0	1	4-0.4
UW	28	5600	814-1686	.483	--	--	368-502	.733	892	521-21	442	382	51	181	1996-71.3
Opp.	28	5600	846-1637	.517	--	--	399-541	.738	947	519-17	412	418	74	169	2091-74.7

**1986-87 (14-17, 4-14)**

Name	GP-GS	MIN	FG-FGA	FG%	3FG-FGA	3FG%	FT-FTA	FT%	Reb.	PF-D	A	TO	BLK	STL	PTS-AVG
Weber	31	993	182-324	.562	--	--	105-141	.745	251	108-7	69	77	45	41	469-15.1
Jackson	28	596	129-289	.446	46-103	.447	46-59	.780	36	62-4	38	58	1	33	350-12.5
Smith	31	832	126-301	.419	59-139	.424	45-63	.714	54	36-0	75	69	1	24	356-11.5
Heineman	28	896	99-190	.521	29-61	.475	61-84	.726	127	76-5	137	68	1	20	288-10.3
Jones	31	686	101-181	.558	--	--	52-88	.591	99	83-3	21	50	10	9	254-8.2
Ripley	31	902	70-160	.438	17-32	.531	25-38	.658	149	61-0	55	45	9	24	182-5.9
Portmann	29	401	37-72	.514	--	--	32-55	.582	65	60-3	19	40	13	8	106-3.7
Molaski	27	450	26-60	.433	1-5	.200	28-40	.700	54	29-0	68	33	0	9	81-3.0
Tapp	24	286	23-67	.343	3-9	.333	5-8	.625	30	37-0	27	23	1	10	54-2.3
Fleming	15	68	10-25	.400	5-9	.556	2-6	.400	9	10-0	2	6	0	1	27-1.8
Robertson	11	41	4-14	.286	0-0	--	2-4	.500	14	5-0	1	7	2	1	10-0.9
Schubring	21	124	6-13	.462	0-0	--	4-10	.400	24	13-0	2	3	0	5	16-0.8
UW	31	6275	813-1696	.479	160-358	.447	407-596	.683	982	580-22	506	482	83	185	2193-70.7
Opp.	31	6275	846-1793	.472	87-233	.373	434-636	.682	1087	598-18	479	451	84	234	2213-71.4

**1987-88 (12-16, 6-12)**

Name	GP-GS	MIN	FG-FGA	FG%	3FG-FGA	3FG%	FT-FTA	FT%	Reb.	PF-D	A	TO	BLK	STL	PTS-AVG	
Jackson	28	1032	192-426	.451	74-164	.451	88-106	.830	98	59-1	4	66	59	59	546-19.5	
Jones	26	832	176-309	.570	0-1	.000	89-124	.718	121	26	83-5	17	50	14	441-17.0	
Locum	28	478	58-137	.423	41-93	.441	30-35	.857	41	41	45-0	2	35	16	187-6.7	
Molaski	28	745	49-128	.383	6-17	.353	54-67	.806	104	68-1	3	53	42	42	158-5.6	
Tapp	28	551	62-129	.481	4-12	.333	25-43	.581	51	43	48-1	0	41	14	153-5.5	
Portmann	28	681	62-160	.388	--	--	27-49	.551	101	33	94-7	25	57	16	16	151-5.4
Tompkins	27	427	46-95	.484	0-3	.000	28-54	.519	88	32	24-1	9	43	7	7	120-4.4
Schubring	28	527	41-89	.461	--	--	11-36	.306	101	29	71-2	5	30	9	9	93-3.3
Robinson	19	266	19-48	.396	--	--	25-33	.758	34	30	19-0	1	33	18	18	63-3.3
Simms	2	18	1-4	.250	--	--	2-5	.400	7	3	1-0	0	2	0	0	4-2.0
Fleming	7	45	2-5	.400	1-2	.500	3-4	.750	2	3	3-0	0	9	1	1	8-1.1
Willey	8	18	1-2	.500	--	--	2-4	.500	3	0	2-0	1	2	0	0	4-0.5
Robertson	15	32	1-7	.143	--	--	3-9	.333	6	0	1-0	1	7	0	0	5-0.3
UW	28	5650	710-1539	.461	126-292	.432	387-569	.680	841	442	518-18	68	429	196	196	1933-69.0
Opp.	28	5650	784-1585	.495	108-264	.409	408-560	.729	968	462	562-26	84	461	199	199	2084-74.4

**WISCONSIN MEN'S BASKETBALL 2013-14 RECORD BOOK**

**1988-89 (18-12, 8-10)**

Name	G	MIN	FG-FGA	FG%	3FG-FGA	3FG%	FT-FTA	FT%	Reb.	PF-D	A	TO	BLK	STL	PTS-AVG.
Jones	30	1062	231-449	.514	0-2	.000	149-199	.749	141	91-4	35	65	12	26	611-20.4
Jackson	30	1099	201-408	.493	73-163	.448	99-133	.744	90	79-0	101	91	1	50	574-19.1
Locum	30	733	83-168	.494	54-111	.486	45-55	.818	71	52-1	60	29	3	25	265-8.8
Simms	30	627	84-162	.519	1-2	.500	21-53	.396	99	64-4	52	49	12	27	190-6.3
Tompkins	12	214	23-35	.657	0-1	.000	17-33	.515	46	14-0	10	15	8	2	63-5.3
Molaski	30	830	48-107	.449	11-34	.324	41-54	.759	83	60-0	108	54	2	40	150-5.0
Portmann	30	689	63-113	.558	--	--	9-18	.500	112	93-6	42	32	34	26	135-4.5
Gillespie	6	33	6-9	.667	--	--	2-7	.286	8	4-0	4	3	1	2	14-2.3
Good	9	34	3-12	.250	3-5	.600	6-7	.857	2	1-0	1	6	0	1	15-1.7
Schubring	29	465	19-47	.404	--	--	7-21	.333	102	61-1	11	22	9	8	45-1.6
Ellenson	9	60	4-8	.500	2-2	1.000	1-2	.500	9	8-0	4	6	1	1	11-1.2
Willey	9	27	4-8	.500	--	--	0-0	.000	5	4-0	0	7	3	3	8-0.9
Robertson	11	32	2-7	.286	--	--	3-5	.600	8	1-0	0	3	0	0	7-0.6
Robinson	16	91	0-5	.000	--	--	6-13	.462	15	4-0	17	9	0	7	6-0.4
Douglass	14	54	3-8	.375	0-1	.000	0-6	.000	8	5-0	5	6	0	2	6-0.4
UW	30	6050	774-1546	.501	144-321	.449	406-606	.670	859	541-16	450	401	86	220	2100-70.0
Opp.	30	6050	699-1503	.465	--	--	438-606	.723	885	583-21	367	470	71	162	1941-64.7

**1989-90 (14-17, 4-14)**

Name	G	MIN	FG-FGA	FG%	3FG-FGA	3FG%	FT-FTA	FT%	Reb.	PF-D	A	TO	BLK	STL	PTS-AVG
Jones	31	1043	215-412	.522	0-4	.000	118-188	.628	140	91-5	26	68	15	20	548-17.7
Simms	30	970	153-284	.539	2-6	.333	92-146	.630	145	85-2	97	99	11	33	400-13.3
Locum	30	792	94-194	.485	67-143	.469	40-45	.889	69	61-1	67	35	0	33	295-9.8
Tompkins	28	719	73-146	.500	0-2	.000	40-80	.500	178	67-2	29	56	10	17	186-6.6
Good	30	471	41-111	.369	31-81	.383	57-63	.905	21	35-0	37	25	0	12	170-5.7
Hisle	31	516	46-126	.365	17-52	.327	32-46	.696	44	48-1	33	46	7	18	141-4.5
Portmann	31	652	53-127	.417	0-2	.000	9-25	.360	134	77-2	37	42	30	24	115-3.7
Douglass	31	525	32-72	.444	9-19	.474	13-18	.722	41	49-1	65	41	1	17	86-2.8
Ellenson	30	368	26-54	.481	1-2	.500	5-17	.294	57	32-0	39	18	4	12	58-1.9
Robinson	9	71	3-8	.375	--	--	6-6	1.000	13	13-0	11	7	0	3	12-1.3
Harrell	19	123	8-24	.333	--	--	4-8	.500	19	11-0	4	11	0	6	20-1.1
UW	31	6250	744-1558	.478	121-311	.390	416-642	.648	933	569-14	445	450	78	195	2031-65.5
Opp.	31	6250	721-1591	.453	117-313	.373	445-622	.715	951	580-16	363	440	59	189	2004-64.6

**1990-91 (15-15, 8-10)**

Name	G	MIN	FG-FGA	FG%	3FG-FGA	3FG%	FT-FTA	FT%	Reb.	PF-D	A	TO	BLK	STL	PTS-AVG
Simms	29	921	153-267	.573	1-3	.333	114-179	.637	149	91-5	98	101	4	27	421-14.5
Tompkins	30	1091	164-258	.636	0-2	.000	95-147	.646	264	66-1	78	81	25	23	423-14.1
Locum	30	871	107-212	.505	65-134	.485	51-59	.864	75	52-3	53	54	3	25	330-11.0
Hisle	28	660	71-170	.418	34-97	.351	68-94	.723	62	44-0	52	57	1	13	244-8.7
Ellenson	30	712	71-159	.447	33-87	.379	27-34	.794	83	55-1	46	45	10	18	202-6.7
McGee	26	380	51-105	.486	--	--	28-46	.609	45	44-2	18	32	16	10	130-5.0
Good	24	312	29-70	.414	22-49	.449	24-27	.889	17	18-1	24	14	0	3	104-4.3
Ely	20	177	27-48	.563	--	--	11-22	.500	35	17-0	2	14	20	2	65-3.3
Peters	28	419	29-59	.492	18-43	.419	7-11	.636	24	47-1	50	31	3	21	83-3.0
Weaver	16	95	15-34	.441	10-18	.556	6-9	.667	14	7-0	4	13	2	3	46-2.9
Douglass	21	305	12-45	.267	3-12	.250	16-21	.762	23	32-0	30	23	3	8	43-2.1
Harrell	23	159	11-33	.333	--	--	1-7	.143	32	28-0	6	19	6	4	23-1.0
Johnson	12	41	2-14	.143	0-5	.000	2-2	1.000	6	6-0	7	4	0	2	6-0.5
Johnson	8	33	1-2	.500	--	--	1-3	.333	8	7-0	1	3	3	1	3-0.4
UW	30	--	743-1476	.503	186-450	.413	451-661	.682	900	514-14	469	482	96	160	2123-70.8
Opp.	30	--	801-1701	.471	134-370	.362	358-517	.693	893	569-15	410	386	62	221	2094-69.8

## 1991-92 (13-18, 4-14)

Name	G	MIN	FG-FGA	FG%	3FG-FGA	3FG%	FT-FTA	FT%	Reb.	PF-D	A	TO	BLK	STL	PTS-AVG
Webster	31	1077	186-419	.444	75-153	.490	90-115	.783	116	65-1	151	111	6	48	537-17.3
Finley	31	920	130-287	.453	26-72	.361	95-128	.742	152	73-3	85	87	24	27	381-12.3
McGee	30	717	123-222	.554	--	--	72-132	.545	133	71-1	29	53	29	23	318-10.6
Ely	30	523	82-163	.503	--	--	31-55	.564	98	58-2	7	34	41	14	195-6.5
Good	30	421	52-112	.464	38-83	.458	36-43	.837	13	25-0	24	21	0	9	178-5.9
Petersen	28	406	53-99	.535	--	--	34-52	.654	75	49-1	4	17	22	7	140-5.0
Douglass	30	576	49-104	.471	10-24	.417	27-30	.900	68	40-0	47	38	5	26	135-4.5
Peters	29	449	27-66	.409	12-39	.308	20-27	.741	45	39-1	37	26	2	28	86-3.0
Johnson	31	500	38-70	.543	--	--	13-24	.542	98	74-1	8	17	27	9	89-2.9
Schell	21	145	14-38	.368	12-28	.429	7-9	.778	11	10-0	5	7	1	5	47-2.2
Kilbride	15	96	6-23	.261	5-16	.313	14-17	.824	4	14-0	4	13	0	2	31-2.1
Harrell	22	215	18-44	.409	--	--	9-18	.500	31	31-0	8	15	4	4	45-2.0
Moore	5	26	3-8	.375	--	--	3-6	.500	12	5-0	1	2	2	1	9-1.8
Kelley	19	108	11-22	.500	1-1	1.000	8-19	.421	22	15-0	0	10	0	2	31-1.6
Johnsen	12	46	0-12	.000	0-4	.000	4-7	.571	6	7-0	6	3	0	3	4-0.3
UW	31	6225	792-1689	.469	463-682	.426	463-682	.679	966	--	416	456	153	208	2226-71.8
Opp.	31	6225	790-1697	.466	503-689	.379	503-689	.730	1036	--	417	493	101	217	2207-71.2

## 1992-93 (14-14, 7-11)

Name	G	MIN	FG-FGA	FG%	3FG-FGA	3FG%	FT-FTA	FT%	Reb.	PF-D	A	TO	BLK	STL	PTS-AVG
Finley	28	979	223-478	.467	63-173	.364	111-144	.771	161	79-3	86	76	18	49	620-22.1
Webster	28	969	139-354	.393	45-134	.336	72-89	.809	96	60-0	179	80	2	66	395-14.1
Johnson	27	537	65-171	.380	49-126	.389	3-11	.273	38	38-0	19	21	2	8	182-6.7
Kilbride	27	579	58-137	.423	49-107	.458	16-20	.800	34	67-0	37	52	1	25	181-6.7
Ely	28	389	80-131	.611	--	--	17-45	.378	104	60-0	5	24	31	8	177-6.3
Petersen	27	302	58-93	.624	--	--	27-39	.692	44	49-0	1	26	4	11	143-5.3
Kelley	28	582	55-130	.423	0-2	.000	31-45	.689	116	51-0	24	38	5	10	141-5.0
Harrell	28	524	48-104	.462	--	--	34-47	.723	90	63-2	13	28	4	13	130-4.6
McGee	16	194	19-40	.475	--	--	15-30	.500	50	26-0	10	15	6	7	53-3.3
Carl	21	109	16-28	.571	7-11	.636	7-13	.538	9	17-0	19	15	0	5	46-2.2
McDuffie	25	123	15-36	.417	--	--	5-14	.357	34	22-0	3	15	1	2	35-1.4
Conger	13	94	6-20	.300	6-17	.353	--	--	7	11-0	7	11	0	2	18-1.4
Moore	9	26	4-8	.500	--	--	2-2	1.000	9	0-0	0	4	0	2	10-1.1
Johnson	26	234	7-20	.350	--	--	10-16	.625	39	28-0	3	6	16	5	24-0.9
Timmerman	3	9	0-4	.000	--	--	1-4	.250	4	0-0	2	0	0	1	1-0.3
UW	28	5650	793-1754	.452	219-570	.384	351-519	.676	910	--	408	414	90	214	2156-77.0
Opp.	28	5650	755-1599	.472	104-315	.330	504-681	.740	1043	--	375	506	89	194	2118-75.6

## 1993-94 (18-11, 8-10)

Name	G	MIN	FG-FGA	FG%	3FG-FGA	3FG%	FT-FTA	FT%	Reb.	PF-D	A	TO	BLK	STL	PTS-AVG
Finley	29	1046	208-446	.466	66-182	.363	110-140	.786	194	67-1	92	75	21	40	592-20.4
Griffith	25	672	127-236	.538	--	--	94-162	.580	212	67-2	24	61	66	9	348-13.9
Webster	29	897	120-272	.441	47-119	.395	45-63	.714	79	55-1	171	72	5	69	332-11.4
Petersen	29	498	93-157	.592	--	--	48-72	.667	121	69-2	9	33	18	9	234-8.1
Kilbride	29	717	69-164	.421	54-131	.412	22-27	.815	76	89-6	55	46	0	19	214-7.4
Roberts	28	482	54-149	.362	25-81	.309	20-32	.625	61	32-0	20	41	3	12	153-5.5
Kelley	28	542	60-130	.462	3-10	.300	24-38	.632	130	83-3	21	46	3	11	147-5.3
Johnsen	24	247	26-66	.394	22-55	.400	2-5	.400	21	25-0	19	8	0	10	76-3.2
Moore	12	72	12-21	.571	--	--	10-11	.909	17	10-0	2	3	2	1	34-2.8
Hoskins	22	245	18-51	.353	5-23	.217	19-26	.731	27	23-0	46	30	0	15	60-2.7
Johnson	28	305	17-40	.425	--	--	7-18	.389	57	64-1	7	17	17	4	41-1.5
McDuffie	12	49	8-14	.571	--	--	1-5	.200	10	6-0	4	10	0	1	17-1.4
Conger	10	28	4-9	.444	3-8	.375	--	--	2	2-0	2	3	0	1	11-1.1
UW	29	5800	816-1755	.465	225-609	.369	402-599	.671	1090	--	472	449	135	201	2259-77.9
Opp.	29	5800	736-1754	.420	156-466	.335	471-667	.706	1055	--	383	442	83	241	2099-72.4

**WISCONSIN MEN'S BASKETBALL 2013-14 RECORD BOOK**

**1994-95 (13-14, 7-11)**

Name	G	MIN	FG-FGA	FG%	3FG-FGA	3FG%	FT-FTA	FT%	Reb.	PF-D	A	TO	BLK	STL	PTS-AVG
Finley	27	1000	178-470	.379	58-204	.284	140-181	.773	141	73-1	108	80	15	52	554-20.5
Griffith	26	756	167-295	.566	--	--	113-195	.579	281	69-3	21	76	58	11	447-17.2
Kilbride	25	707	57-152	.375	54-134	.403	18-26	.692	51	89-3	49	43	0	19	186-7.4
Hoskins	27	798	55-142	.387	18-49	.367	55-71	.775	85	77-4	92	80	2	32	183-6.8
Mason	25	382	41-122	.336	21-62	.339	23-39	.590	49	53-2	20	51	6	10	126-5.0
Daugherty	26	398	43-123	.350	13-47	.277	20-34	.588	99	61-1	13	33	8	11	119-4.6
Kelley	27	498	52-116	.448	3-7	.429	15-37	.405	91	71-1	15	36	3	15	122-4.5
Peterson	18	129	21-57	.368	13-36	.361	12-17	.706	20	18-1	4	2	1	2	67-3.7
Roberts	10	186	12-35	.343	4-16	.350	9-12	.750	26	11-0	8	9	0	4	37-3.7
Nwachukwu	27	291	22-49	.449	--	--	26-55	.473	76	41-0	0	13	4	5	70-2.6
Moore	21	178	20-37	.541	--	--	6-10	.600	43	33-0	10	16	5	10	46-2.2
Conger	10	19	2-3	.667	2-3	.667	1-2	.500	1	4-0	1	1	0	1	7-0.7
Coleman	10	25	2-6	.333	--	--	2-6	.333	8	7-0	0	4	1	0	6-0.6
Carlin	7	16	0-4	.000	0-3	.000	0-2	.000	6	1-0	2	1	0	0	0-0.0
Vraney	1	1	--	--	--	--	--	--	0	0-0	0	0	0	0	0-0.0
UW	27	5384	672-1611	.417	186-561	.332	440-687	.640	1062	--	343	448	103	172	1970-73.0
Opp.	27	5384	661-1612	.410	140-441	.317	472-696	.678	1061	--	328	428	86	181	193471.6

**1995-96 (17-15, 8-10)**

Name	G	MIN	FG-FGA	FG%	3FG-FGA	3FG%	FT-FTA	FT%	Reb.	PF-D	A	TO	BLK	STL	PTS-AVG
Okey	32	1024	151-343	.440	21-72	.292	100-142	.704	218	101-2	100	77	42	35	423-13.2
Peterson	30	824	118-282	.418	29-96	.302	79-107	.738	113	62-1	50	62	1	18	344-11.5
Daugherty	32	996	125-272	.460	12-39	.308	70-96	.729	202	95-2	33	56	13	22	332-10.4
Hoskins	9	277	26-57	.456	9-27	.333	24-31	.774	18	17-0	35	23	0	15	85-9.4
Auriantal	32	904	96-213	.451	35-88	.398	50-76	.658	76	71-1	67	77	1	43	277-8.7
Mason	13	340	37-93	.398	10-31	.323	28-33	.848	31	29-1	22	27	6	15	112-8.6
Duany	2	22	4-7	.571	3-4	.750	4-4	1.000	3	1-0	0	0	0	0	15-7.5
Hall	28	526	60-155	.387	49-132	.371	26-33	.788	36	25-0	58	57	2	9	195-7.0
Nwachukwu	31	702	59-119	.496	--	--	63-108	.583	167	87-2	11	46	5	21	181-5.8
Carlin	29	470	26-75	.347	21-56	.375	16-20	.800	33	49-1	36	34	2	18	89-3.1
Vraney	13	30	9-14	.643	--	--	5-6	.833	13	3-0	0	0	0	0	23-1.8
Coleman	25	216	10-21	.476	--	--	6-18	.333	59	36-2	0	12	18	3	26-1.0
Hayes	2	6	1-1	1.000	--	--	--	--	2	0-0	0	0	0	0	2-1.0
Kosolcharoen	18	108	4-20	.200	0-6	.000	2-6	.333	16	18-0	3	7	1	2	10-0.6
Burkemper	3	3	--	--	--	--	--	--	0	0-0	0	1	0	0	0-0.0
Malinowski	2	2	--	--	--	--	--	--	0	0-0	0	0	0	0	0-0.0
UW	32	6450	726-1672	.434	189-551	.343	473-680	.696	1071	594-12	415	486	91	201	2114-66.1
Opp.	32	6450	733-1704	.430	199-564	.353	408-610	.669	1051	728 --	408	488	118	225	2073-64.8

**1996-97 (18-10, 11-7)**

Name	G	MIN	FG-FGA	FG%	3FG-FGA	3FG%	FT-FTA	FT%	Reb.	PF-D	A	TO	BLK	STL	PTS-AVG
Grant	28	765	129-261	.494	0-1	.000	92-129	.713	145	82-5	27	62	34	14	350-12.5
Okey	27	833	103-239	.431	16-48	.333	80-125	.640	230	90-5	77	62	24	32	302-11.2
Daugherty	28	795	104-235	.443	17-48	.354	45-65	.692	151	78-2	22	39	13	17	270-9.6
Mason	4	81	9-25	.360	3-9	.333	16-20	.800	11	7-0	5	9	2	5	37-9.2
Calderwood	27	886	71-202	.351	39-117	.333	57-72	.792	87	71-1	101	68	5	63	238-8.8
Auriantal	28	459	49-121	.331	28-86	.326	23-40	.441	75	31-0	42	29	2	25	137-5.0
Duany	27	631	47-142	.405	20-49	.408	15-34	.575	39	72-3	11	45	1	6	141-5.1
Kosolcharoen	28	575	39-110	.355	12-37	.324	27-33	.818	45	66-3	24	55	2	16	117-4.2
Coleman	27	211	11-23	.478	--	--	8-25	.320	37	24-1	2	15	13	3	30-1.1
Burkemper	24	300	4-15	.267	1-7	.143	7-8	.875	25	33-1	25	19	0	5	16-0.7
Shafer	7	23	0-4	.000	0-2	.000	4-8	.500	1	1-0	2	0	0	0	4-0.6
Vraney	11	24	2-8	.250	--	--	2-2	1.000	6	3-0	0	0	0	1	6-0.5
Schumacher	6	15	1-3	.333	1-2	.500	0-2	.000	4	0-0	0	0	0	0	3-0.5
Meiners	4	5	1-1	1.000	--	--	--	--	2	2-0	0	0	0	0	2-0.5
Quest	10	22	0-2	.000	--	--	1-6	.167	10	4-0	0	3	1	0	1-0.1
UW	28	--	570-1391	.410	137-406	.337	377-569	.663	951	564-21	332	422	97	187	1654-59.1
Opp.	28	--	502-1329	.378	128-408	.314	416-612	.680	885	525-8	236	437	73	195	1548-55.3



1997-98 (12-19, 3-13)

Name	G	MIN	FG-FGA	FG%	3FG-FGA	3FG%	FT-FTA	FT%	Reb.	PF-D	A	TO	BLK	STL	PTS-AVG
Mason	31	885	149-378	.394	54-161	.335	128-157	.815	106	87-3	46	96	13	14	480-15.5
Daugherty	31	818	125-282	.443	11-34	.324	75-105	.714	192	77-2	33	51	18	14	336-10.8
Auriantal	29	759	72-205	.351	27-87	.310	38-53	.717	99	72-0	64	55	2	46	209-7.2
Vershaw	31	649	59-134	.440	4-10	.400	42-72	.583	83	48-0	52	45	8	10	164-5.3
Kowske	31	582	58-117	.496	--	--	41-61	.672	120	71-3	14	30	18	10	157-5.1
Duany	29	422	48-150	.320	16-81	.198	18-27	.667	50	27-0	10	23	9	8	130-4.5
Kelley	31	868	44-108	.407	11-38	.289	30-38	.789	63	102-8	55	39	4	58	1294.2
Coleman	30	432	37-64	.578	--	--	35-63	.556	89	62-2	4	28	15	10	109-3.6
Okey	9	226	29-71	.408	5-12	.417	25-34	.735	44	31-2	23	18	5	8	88-9.8
Linton	21	205	20-51	.392	1-3	.333	12-19	.632	29	17-0	8	18	2	0	53-2.5
Burkemper	31	384	3-18	.167	1-11	.091	15-23	.652	26	47-0	39	19	1	10	22-0.7
Vraney	6	11	0-0	.000	--	--	--	--	4	1-0	0	1	0	0	0-0.0
Chambers	7	11	0-1	.000	0-1	.000	--	--	3	0-0	0	0	0	1	0-0.0
UW	31	6251	644-1579	.408	130-438	.297	459-652	.704	996	642-20	348	431	95	189	1877-60.5
Opp.	31	6250	643-1513	.425	197-553	.356	457-689	.663	1034	602--	354	482	98	186	1940-62.6

1998-99 (22-10, 9-7)

Name	G	MIN	FG-FGA	FG%	3FG-FGA	3FG%	FT-FTA	FT%	Reb.	PF-D	A	TO	BLK	STL	PTS-AVG
Mason	32	937	162-419	.387	78-208	.375	137-169	.811	137	76-3	61	79	13	28	539-16.8
Caldenwood	32	906	99-250	.396	55-165	.333	45-57	.789	94	77-2	104	70	0	48	298-9.3
Vershaw	32	810	84-185	.454	0-3	.000	61-75	.813	97	54-0	56	47	11	8	229-7.2
Bryant	31	516	72-161	.447	46-119	.387	4-5	.800	40	26-0	17	8	1	15	194-6.3
Kowske	32	784	85-148	.574	--	--	23-52	.442	157	85-4	10	35	27	16	193-6.0
Wills	32	602	52-98	.531	0-3	.000	40-52	.769	106	67-1	21	30	5	13	144-4.5
Kelley	32	891	45-94	.479	3-14	.214	49-65	.754	86	86-3	86	20	6	62	142-4.4
Auriantal	24	349	30-83	.361	10-29	.345	21-30	.700	34	37-1	33	28	2	19	91-3.8
Duany	21	123	18-43	.419	9-25	.360	7-10	.700	19	9-0	5	10	3	2	52-2.5
Linton	32	400	29-67	.433	--	--	16-22	.727	72	57-0	30	31	10	10	74-2.3
Davis	12	37	2-12	.167	2-4	.500	7-14	.500	7	5-0	6	5	0	1	13-1.1
Faust	6	10	2-4	.500	--	--	2-3	.667	2	1-0	1	0	0	0	6-1.0
Burkemper	9	34	2-3	.667	1-1	1.000	1-4	.250	4	3-0	2	3	0	2	6-0.7
Moriarity	7	14	2-3	.667	0-1	.000	--	--	3	2-0	1	0	0	0	4-0.6
Sessoms	7	12	0-2	.000	--	--	--	--	3	2-0	0	3	0	0	0-0.0
UW	32	6425	685-1573	.435	204-572	.357	413-558		948	587-14	433	377	78	224	1987-62.1
Opp.	32	6425	613-1504	.408	161-478	.331	379-564		993	568--	313	486	88	159	1766-55.2

1999-00 (22-14, 8-8)

Name	G	MIN	FG-FGA	FG%	3FG-FGA	3FG%	FT-FTA	FT%	Reb.	PF-D	A	TO	BLK	STL	PTS-AVG
Vershaw	36	1122	148-326	.454	21-40	.525	106-144	.736	153	69-0	118	67	26	21	423-11.8
Kowske	36	990	137-235	.583	0-1	.000	57-88	.648	222	102-1	15	37	27	10	331-9.2
Bryant	36	924	99-256	.387	74-200	.730	24-38	.632	87	59-1	45	29	4	28	296-8.2
Boone	36	592	74-216	.343	16-73	.219	57-78	.731	110	66-3	57	51	13	34	221-6.1
Duany	34	463	58-160	.363	47-120	.392	15-23	.652	57	35-0	14	22	6	9	178-5.2
Kelley	36	1050	54-96	.563	6-22	.273	66-89	.742	83	112-2	114	35	8	95	180-5.0
Linton	35	592	62-138	.449	6-17	.353	27-39	.692	95	58-1	27	47	13	10	157-4.5
Wills	36	561	50-135	.370	9-33	.273	23-34	.676	92	78-2	16	28	4	5	132-3.7
Penney	34	433	45-135	.333	23-77	.293	14-19	.737	48	29-1	27	42	1	8	127-3.7
Davis	36	364	28-73	.384	3-17	.176	18-40	.450	54	36-0	45	35	0	13	77-2.1
Swartz	17	79	7-13	.538	--	--	11-21	.524	10	10-0	0	4	0	3	25-1.5
Faust	8	12	2-4	.500	1-1	1.000	1-2	.500	3	1-0	0	1	0	0	6-0.8
Smith	11	18	1-6	.167	1-1	1.000	1-2	.500	3	3-0	0	0	0	0	4-0.4
UW	36	7200	765-1793	.427	207-602	.344	420-617	.681	1107	658-11	478	408	102	236	2157-59.9
Opp.	36	7200	683-1720	.397	189-551	.343	452-652	.693	1173	630--	361	513	98	177	2007-55.8

**WISCONSIN MEN'S BASKETBALL 2013-14 RECORD BOOK**

**2000-01 (18-11, 9-7)**

Name	G	MIN	FG-FGA	FG%	3FG-FGA	3FG%	FT-FTA	FT%	Reb.	PF-D	A	TO	BLK	STL	PTS-AVG
Boone	29	900	121-294	.412	42-127	.331	88-118	.746	120	67-1	59	68	12	36	372-12.8
Penney	29	824	108-245	.441	70-162	.432	40-56	.714	88	45-0	32	44	5	17	326-11.2
Vershaw	29	886	79-203	.389	6-35	.171	86-119	.723	119	49-0	85	55	12	10	250-8.6
Kowske	29	764	79-145	.545	1-3	.333	45-79	.570	157	87-3	11	32	14	18	204-7.0
Linton	21	348	46-114	.404	7-24	.292	19-24	.792	71	26-0	20	18	11	8	118-5.6
Kelley	29	903	48-106	.453	11-37	.297	47-64	.734	66	88-4	89	40	8	60	154-5.3
Bower	21	293	28-63	.444	22-50	.440	13-16	.813	24	37-0	6	14	1	5	91-4.3
Wills	29	521	39-97	.402	14-26	.538	29-39	.744	88	66-2	19	29	2	8	121-4.2
Davis	21	259	15-46	.326	0-8	.000	17-30	.567	33	24-0	28	20	0	8	47-2.2
Mader	17	82	6-18	.333	--	--	6-8	.750	27	18-0	3	5	3	0	18-1.1
Owens	18	69	5-12	.417	1-4	.250	7-12	.583	3	10-0	5	5	0	1	18-1.0
Ukawuba	5	7	1-2	.500	--	--	--	--	1	0-0	0	1	0	0	2-0.4
Grusczyński	6	10	0-2	.000	--	--	2-3	.667	2	2-0	0	0	0	0	2-0.3
Schmit	5	9	0-2	.000	0-1	.000	--	--	0	1-0	1	0	0	1	0-0.0
UW	29	--	575-1349	.426	174-477	.365	399-568	.702	869	520-10	358	337	68	172	1723-59.4
Opp.	29	--	560-1364	.411	158-485	.326	363-514	.706	858	559--	286	367	89	138	1641-56.6

**2001-02 (19-13, 11-5)**

Name	G	MIN	FG-FGA	FG%	3FG-FGA	3FG%	FT-FTA	FT%	Reb.	PF-D	A	TO	BLK	STL	PTS-AVG
Penney	32	1040	167-368	.454	62-161	.385	86-112	.768	157	66-2	55	79	3	20	482-15.1
Harris	32	1094	117-283	.413	59-161	.366	101-130	.777	105	68-0	56	53	18	43	394-12.3
Wills	32	965	112-235	.477	31-83	.373	70-106	.660	165	91-3	58	66	8	18	325-10.2
Wilkinson	32	903	94-212	.443	18-54	.333	93-123	.756	171	77-1	48	51	14	40	299-9.3
Owens	32	760	108-240	.450	20-55	.364	24-40	.600	87	67-2	30	45	0	23	260-8.1
Davis	32	1032	79-192	.411	15-52	.288	75-112	.670	139	74-2	126	60	1	29	248-7.8
Mader	32	466	41-98	.418	--	--	14-21	.667	83	77-2	21	39	14	9	96-3.0
Plank	27	173	8-34	.235	4-18	.222	5-7	.714	24	13-0	10	11	1	3	25-0.9
Hanson	14	36	4-12	.333	2-9	.222	2-2	1.000	4	3-0	2	3	1	1	12-0.9
Buchanan	2	1	1-1	1.000	--	--	--	--	0	1-0	0	0	0	0	2-1.0
Peek	2	1	--	--	--	--	1-2	.500	0	0-0	0	0	0	0	1-0.5
Ukawuba	4	3	--	--	--	--	--	--	0	0-0	1	1	0	0	0-0.0
Boettcher	2	1	--	--	--	--	--	--	0	0-0	0	0	0	0	0-0.0
Jackson	1	0	--	--	--	--	--	--	0	0-0	0	0	0	0	0-0.0
UW	32	6475	731-1675	.436	211-593	.356	471-655	.719	1032	537-12	407	414	60	188	2144-67.0
Opp.	32	6475	778-1707	.456	192-551	.348	353-515	.685	1038	633--	398	436	98	209	2101-65.7

**2002-03 (24-8, 12-4)**

Name	G	MIN	FG-FGA	FG%	3FG-FGA	3FG%	FT-FTA	FT%	Reb.	PF-D	A	TO	BLK	STL	PTS-AVG
Penney	32	1119	183-410	.446	62-161	.385	91-121	.752	191	53-0	100	80	5	25	519-16.2
Harris	32	1100	132-285	.463	53-137	.387	90-119	.756	147	69-1	98	51	18	65	407-12.7
Tucker	32	1016	139-261	.533	18-58	.310	89-130	.685	189	78-0	34	41	10	28	385-12.0
Owens	32	916	115-259	.444	27-77	.351	73-89	.820	56	52-0	53	50	0	20	330-10.3
Wilkinson	32	997	113-261	.433	21-71	.296	81-103	.786	216	83-3	50	45	31	39	328-10.3
Wade	32	646	42-86	.488	11-29	.379	12-22	.545	59	45-0	59	32	4	27	107-3.3
Mader	26	241	28-61	.459	--	--	9-14	.643	55	51-0	11	14	11	10	65-2.5
Helmigk	26	175	21-37	.568	1-2	.500	5-13	.385	30	27-0	13	15	6	4	48-1.8
Hanson	17	79	13-31	.419	7-16	.438	2-4	.500	9	3-0	2	1	1	2	35-2.1
Ukawuba	10	16	5-6	.833	--	--	0-1	.000	0	1-0	0	0	0	0	10-1.0
Nixon	17	70	4-17	.235	0-8	.000	0-1	.000	10	14-0	2	2	1	1	8-0.5
Chappell	8	11	1-4	.250	1-1	1.000	1-2	.500	3	0-0	0	1	1	0	4-0.5
Buchanan	8	10	1-3	.333	0-2	.000	--	--	0	1-0	1	0	0	0	2-0.3
Emerson	3	4	1-2	.500	0-1	.000	--	--	0	0-0	0	0	0	0	2-0.7
UW	32	6400	798-1723	.463	201-563	.357	453-619	.732	1045	478-4	423	334	88	221	2250-70.3
Opp.	32	6400	723-1675	.432	158-473	.334	295-410	.720	984	603--	354	440	84	150	1899-59.3

## 2003-04 (25-7, 12-4)

Name	G	MIN	FG-FGA	FG%	3FG-FGA	3FG%	FT-FTA	FT%	Reb.	PF-D	A	TO	BLK	STL	PTS-AVG
Harris	32	1162	189-412	.459	75-201	.373	171-216	.792	139	62-0	141	66	4	56	624-19.5
Wilkinson	32	1042	136-277	.491	28-81	.346	119-160	.744	219	68-0	62	49	41	52	419-13.1
Morley	32	810	111-231	.481	14-46	.304	50-67	.746	186	77-1	55	47	16	29	286-8.9
Wade	30	942	74-177	.418	9-51	.176	48-63	.762	103	50-0	79	45	11	31	205-6.8
Owens	29	743	71-177	.401	15-56	.268	31-55	.564	80	43-0	25	29	1	14	188-6.5
Hanson	32	621	49-131	.374	29-76	.382	26-42	.619	50	35-0	25	12	2	14	153-4.8
Nixon	31	345	35-75	.467	14-35	.400	11-17	.647	51	37-0	10	20	3	5	95-3.1
Helmigk	27	305	32-74	.432	1-2	.500	7-16	.438	41	45-1	14	16	5	5	72-2.7
Mader	28	295	29-64	.453	--	--	8-16	.500	70	54-0	9	23	7	9	66-2.4
Tucker	4	83	19-33	.576	3-7	.329	15-22	.682	18	7-0	1	5	0	2	156-4.0
Taylor	18	41	7-19	.368	2-8	.250	5-6	.833	2	4-0	1	3	0	1	21-1.2
Ukawuba	22	61	2-17	.118	0-1	.000	1-4	.250	7	11-0	3	2	0	2	5-0.2
UW	32	6450	754-1687	.447	190-564	.337	492-684	.719	1049	493-2	425	320	90	220	2190-68.4
Opp.	32	6450	671-1594	.421	144-433	.333	337-483	.698	967	633--	320	452	90	165	1823-57.0

## 2004-05 (25-9, 11-5)

Name	G	MIN	FG-FGA	FG%	3FG-FGA	3FG%	FT-FTA	FT%	Reb.	PF-D	A	TO	BLK	STL	PTS-AVG
Tucker	31	983	162-334	.485	23-73	.315	125-183	.683	189	40-1	52	60	2	22	472-15.2
Wilkinson	34	1081	179-349	.513	27-73	.370	101-148	.682	250	66-0	62	56	31	38	486-14.3
Taylor	34	816	85-224	.379	26-77	.338	89-116	.767	82	37-0	56	69	2	18	285-8.4
Chambliss	34	839	81-226	.358	60-154	.390	33-49	.673	82	65-1	95	41	0	20	255-7.5
Morley	33	750	84-178	.472	28-56	.500	47-72	.653	156	70-0	58	53	5	27	243-7.4
Hanson	34	1019	73-169	.432	55-121	.455	19-31	.613	82	65-1	59	28	1	20	220-6.5
Butch	27	261	35-83	.422	8-25	.320	20-34	.588	67	35-0	6	16	9	5	98-3.6
Nixon	33	385	31-79	.392	17-42	.405	5-8	.625	38	57-1	19	18	5	6	84-2.5
Helmigk	34	296	34-82	.415	--	--	14-24	.583	64	44-0	14	22	2	4	82-2.4
Flowers	30	270	12-39	.308	6-17	.353	7-14	.500	47	22-0	15	17	2	16	37-1.2
Stiemsma	10	27	5-6	.833	--	--	1-2	.500	6	5-0	0	1	2	1	11-1.1
Chappell	14	48	6-12	.500	0-1	.000	2-2	1.000	16	7-0	5	5	0	0	14-1.0
Bronson	12	16	1-5	.200	0-1	.000	--	--	0	1-0	3	0	0	2	2-0.2
Wade	1	9	0-3	.000	--	--	1-2	.500	2	2-0	0	0	1	0	1-1.0
UW	34	6800	788-1789	.440	250-640	.391	464-685	.677	1176	516-4	444	389	62	179	67.4
Opp.	34	6800	767-1805	.425	172-575	.299	341-504	.677	1054	658--	397	404	99	190	60.2

## 2005-06 (19-12, 9-7)

Name	G	MIN	FG-FGA	FG%	3FG-FGA	3FG%	FT-FTA	FT%	Reb.	PF-D	A	TO	BLK	STL	PTS-AVG
Tucker	31	1034	222-490	.453	17-68	.250	127-233	.545	177	40-0	53	63	7	19	588-19.0
Taylor	31	1064	140-364	.385	67-168	.399	92-111	.829	92	58-1	73	81	3	24	439-14.2
Butch	31	748	119-241	.494	22-69	.319	46-70	.657	185	75-2	42	40	24	23	306-9.9
Nixon	31	730	68-166	.410	46-127	.362	11-16	.688	54	54-0	46	19	9	12	193-6.2
Flowers	31	759	58-140	.414	27-69	.391	46-60	.767	101	63-0	61	41	5	39	189-6.1
Chappell	31	607	45-107	.421	6-17	.353	41-57	.719	132	72-0	56	35	18	14	137-4.4
Krabbenhof	31	505	34-98	.347	8-29	.276	35-50	.700	130	70-2	44	35	6	11	111-3.6
Landry	16	246	36-76	.474	4-11	.364	20-28	.714	50	23-0	20	21	6	7	96-6.0
Gullikson	21	228	19-45	.422	--	--	27-34	.794	43	29-1	9	12	2	3	65-3.1
Stiemsma	16	187	21-38	.553	0-3	.000	3-7	.429	45	37-0	15	8	24	6	45-2.8
Williams	8	63	11-18	.611	1-5	.200	3-7	.429	21	2-0	2	1	0	1	26-3.3
Bronson	17	51	1-9	.111	1-5	.200	2-7	.286	4	7-0	0	2	0	6	5-0.3
Cain	11	14	2-2	1.000	--	--	0-2	.000	2	2-0	0	0	0	0	4-0.4
Barry	10	14	0-2	.000	0-2	.000	1-2	.500	3	1-0	0	1	0	0	1-0.1
UW	31	6250	776-1796	.432	199-573	.347	454-684	.664	1124	534-6	421	359	104	165	2205-71.1
Opp.	31	6250	737-1727	.427	182-535	.340	379-542	.699	1070	644-22	363	422	87	191	2035-65.6

**WISCONSIN MEN'S BASKETBALL 2013-14 RECORD BOOK**

**2006-07 (30-6, 13-3)**

Name	G	MIN	FG-FGA	FG%	3FG-FGA	3FG%	FT-FTA	FT%	Reb.	PF-D	A	TO	BLK	STL	PTS-AVG
Tucker	36	1181	256-545	.470	40-123	.325	164-249	.659	196	45-0	73	60	10	33	716-19.9
Taylor	36	1182	143-340	.421	68-177	.384	124-157	.790	81	23-0	70	61	2	18	478-13.3
Butch	30	584	97-204	.475	16-47	.340	55-94	.585	178	47-0	19	33	14	10	265-8.8
Flowers	36	1050	84-190	.442	27-86	.314	63-86	.733	141	87-1	105	52	9	58	258-7.2
Landry	36	692	81-156	.519	13-36	.361	36-64	.563	116	77-0	30	44	31	20	211-5.9
Krabbenhof	36	724	58-118	.492	10-25	.400	48-68	.706	173	56-1	58	37	3	20	174-4.8
Bohannon	33	495	49-110	.445	27-74	.365	26-31	.839	48	36-0	35	22	3	11	151-4.6
Chappell	36	535	37-87	.425	3-7	.429	29-45	.644	99	72-0	43	26	10	14	106-2.9
Stiemsma	34	336	27-54	.500	--	--	21-26	.808	56	61-0	38	33	30	3	75-2.2
Hughes	31	240	11-35	.314	6-18	.333	14-20	.700	32	23-0	11	19	0	11	42-1.4
Gullikson	24	126	16-26	.615	--	--	0-4	.000	17	13-0	7	4	3	4	32-1.3
Bronson	18	34	3-9	.333	0-3	.000	2-2	1.000	4	2-0	4	0	0	4	8-0.4
Perry	7	23	3-7	.429	--	--	1-2	.500	3	5-0	1	3	0	1	7-1.0
Cain	16	23	2-5	.400	0-1	.000	--	--	2	3-0	0	0	1	0	4-0.3
UW	36	7225	867-1886	.460	210-597	.352	583-848	.688	1258	551-2	494	116	116	207	2527-70.2
Opp.	36	7224	768-1875	.410	201-584	.344	346-526	.658	1094	774-25	378	104	104	200	2083-57.9

**2007-08 (31-5, 16-2)**

Name	G	MIN	FG-FGA	FG%	3FG-FGA	3FG%	FT-FTA	FT%	Reb.	PF-D	A	TO	BLK	STL	PTS-AVG
Butch	36	885	162-355	.456	25-81	.309	97-150	.647	237	69-1	29	51	29	20	446-12.4
Hughes	35	1056	121-307	.394	43-137	.314	108-157	.688	107	78-1	86	73	4	62	393-11.2
Landry	36	1057	146-313	.466	19-54	.352	78-102	.765	194	71-1	50	65	27	16	389-10.8
Flowers	36	1139	123-276	.446	49-119	.412	50-71	.704	139	90-2	97	73	5	59	345-9.6
Bohannon	36	948	85-198	.429	53-135	.393	72-83	.867	85	47-0	50	38	3	15	295-8.2
Krabbenhof	36	1118	94-194	.485	6-28	.214	78-104	.750	233	66-0	90	59	8	26	272-7.6
Stiemsma	35	403	51-93	.548	--	--	19-23	.826	108	53-0	25	25	40	13	121-3.5
Leuer	32	276	34-72	.472	12-26	.462	14-29	.483	40	12-0	12	20	3	4	94-2.9
Gullikson	15	101	10-22	.455	0-2	.000	5-10	.600	17	11-0	6	8	0	1	25-1.7
Gavinski	7	15	2-8	.250	0-1	.000	1-4	.250	5	6-0	0	0	0	0	5-0.7
Jarmusz	22	89	6-10	.600	2-5	.400	1-4	.250	10	7-0	2	5	0	1	15-0.7
Bronson	21	33	3-10	.300	3-7	.429	1-4	.250	6	1-0	3	5	0	3	10-0.5
Cain	10	17	2-4	.500	--	--	--	--	4	1-0	1	1	0	0	4-0.4
Nankivil	19	46	2-8	.250	--	--	3-6	.500	16	3-0	2	2	1	0	7-0.4
Smith	2	2	--	--	--	--	--	--	0	0-0	0	1	0	0	0-0.0
Valentyn	10	15	0-2	.000	0-1	.000	--	--	2	0-0	2	0	0	1	0-0.0
UW	36	7200	841-1872	.449	212-596	.356	527-747	.705	1292	517-5	455	438	120	221	2421-67.2
Opp.	36	7200	719-1879	.383	194-620	.313	326-477	.683	1088	725-22	360	491	102	226	1958-54.4

**2008-09 (20-13, 10-8)**

Name	G	MIN	FG-FGA	FG%	3FG-FGA	3FG%	FT-FTA	FT%	Reb.	PF-D	A	TO	BLK	STL	PTS-AVG
Landry	33	1033	166-331	.502	29-79	.367	57-91	.626	151	79-1	51	54	35	25	418-12.7
Hughes	33	1065	121-317	.382	52-145	.359	105-137	.766	105	83-2	94	62	1	49	399-12.1
Bohannon	33	1092	104-273	.381	64-175	.366	68-84	.810	101	42-0	55	29	4	14	340-10.3
Leuer	33	704	115-247	.466	16-54	.296	46-76	.605	126	62-2	28	44	20	17	292-8.8
Krabbenhof	33	1004	96-200	.480	12-33	.364	66-78	.846	220	86-3	81	50	16	30	270-8.2
Nankivil	31	434	53-110	.482	9-14	.643	23-28	.821	76	38-0	10	16	5	10	138-4.5
Jarmusz	33	532	34-71	.479	21-50	.420	24-32	.750	72	28-0	13	17	1	3	113-3.4
Taylor	33	437	19-73	.260	5-26	.192	10-17	.588	31	67-0	38	17	0	10	53-1.6
Wilson	28	170	10-30	.333	4-14	.286	18-25	.720	18	15-0	4	17	2	4	42-1.5
Cain	8	14	3-3	1.000	--	--	2-2	1.000	2	1-0	0	1	0	0	8-1.0
Gullikson	25	180	11-26	.423	--	--	2-11	.182	28	22-0	15	5	1	1	24-1.0
Gavinski	4	7	--	--	--	--	2-2	1.000	3	1-0	0	0	1	0	2-0.5
Markolf	4	5	1-1	1.000	--	--	--	--	0	0-0	2	0	0	0	2-0.5
Valentyn	8	15	1-2	.500	1-2	.500	1-2	.500	2	3-0	1	1	0	0	3-0.4
Smith	8	8	1-2	.500	--	--	--	--	0	2-0	1	2	0	0	2-0.3
UW	33	6700	735-1686	.436	213-592	.360	423-583	.726	1020	532-8	393	330	86	163	2106-63.8
Opp.	33	6700	700-1593	.439	158-486	.325	390-543	.718	941	595-9	343	386	81	143	1948-59.0

2009-10 (24-9, 13-5)

Name	G	MIN	FG-FGA	FG%	3FG-FGA	3FG%	FT-FTA	FT%	Reb.	PF-D	A	TO	BLK	STL	PTS-AVG
Leuer	24	691	142-272	.522	18-46	.391	67-93	.720	139	50-1	39	24	32	13	369-15.4
Hughes	33	1077	162-399	.406	74-187	.396	107-150	.713	148	107-3	86	68	16	55	505-15.3
Bohannon	33	1214	127-277	.458	68-175	.389	62-71	.873	119	50-1	71	41	14	30	384-11.6
Taylor	33	975	111-281	.395	35-107	.237	74-103	.718	105	80-0	118	39	3	30	331-10.0
Nankivill	33	826	102-207	.493	24-76	.316	40-54	.741	156	81-0	33	30	29	21	268-8.1
Evans	33	435	48-110	.436	1-5	.200	19-31	.613	100	49-0	21	26	11	12	116-3.5
Wilson	30	365	35-64	.547	7-23	.304	17-22	.773	47	32-0	13	14	2	9	94-3.1
Jarmusz	33	718	25-81	.309	18-61	.295	16-23	.696	97	40-0	20	15	4	11	84-2.5
Bruesewitz	28	207	12-35	.333	0-8	.000	8-10	.800	57	29-1	5	9	1	2	32-1.1
Berggren	19	77	8-13	.615	1-1	1.000	3-6	.500	8	10-0	4	4	1	0	20-1.1
Smith	8	22	2-6	.333	0-0	--	1-3	.333	2	2-0	0	1	0	4	5-0.6
Valentyn	9	19	1-2	.500	0-1	.000	2-2	1.000	1	4-0	1	2	0	0	4-0.4
Gavinski	6	12	1-2	.500	0-0	--	0-0	--	3	1-0	1	0	0	0	2-0.3
Wise	1	2	0-0	--	0-0	--	0-0	--	0	0-0	0	0	0	0	0-0.0
Fahey	5	7	0-0	--	0-0	--	0-0	--	1	0-0	0	0	0	0	0-0.0
Markolf	2	3	0-0	--	0-0	--	0-0	--	0	1-0	0	1	0	0	0-0.0
UW	33	6650	776-1750	.443	246-690	.357	416-568	.732	1056	537-6	412	289	113	187	2214-67.1
Opp.	33	6650	673-1586	.424	138-402	.343	394-572	.689	1002	586-12	396	396	74	148	1878-56.9

2010-11 (25-9, 13-5)

Name	G	MIN	FG-FGA	FG%	3FG-FGA	3FG%	FT-FTA	FT%	Reb.	PF-D	A	TO	BLK	STL	PTS-AVG
Leuer	34	1139	227-483	.470	54-146	.370	113-134	.843	246	75-1	56	54	30	17	621-18.3
Taylor	34	1241	194-448	.433	75-175	.429	154-185	.832	139	80-3	161	42	5	25	617-18.1
Nankivill	34	949	120-242	.496	59-129	.457	31-37	.838	144	67-2	23	29	42	16	330-9.7
Gasser	34	957	68-144	.472	19-63	.302	47-55	.855	132	80-3	75	30	2	17	202-5.9
Bruesewitz	34	675	57-121	.471	20-62	.323	22-29	.759	105	63-0	34	28	4	10	156-4.6
Jarmusz	34	805	40-105	.381	32-89	.360	21-23	.913	75	35-1	43	12	1	23	133-3.9
Evans	34	393	33-106	.311	0-3	.000	29-39	.744	79	39-0	16	23	11	6	95-2.8
Berggren	29	200	27-55	.491	7-22	.318	8-13	.615	31	37-1	9	14	10	1	69-2.4
Wilson	23	168	14-42	.333	1-17	.059	7-8	.875	23	14-0	8	6	0	2	36-1.6
Valentyn	24	123	8-23	.348	8-23	.348	1-2	.500	9	12-0	4	4	0	1	25-1.0
Brust	15	45	4-16	.250	2-10	.200	0-0	--	7	5-0	1	2	0	1	10-0.7
Smith	26	128	5-16	.313	1-5	.200	2-6	.333	12	12-0	12	4	0	2	13-0.5
Dukan	8	15	1-4	.250	0-0	--	0-0	--	5	1-0	0	0	0	0	2-0.3
Gavinski	6	9	0-3	.000	0-0	--	1-2	.500	2	2-0	0	1	0	0	1-0.2
Fahey	3	1	0-0	--	0-0	--	0-0	--	0	0-0	0	0	0	0	0-0.0
Wise	1	2	0-0	--	0-0	--	0-0	--	0	0-0	0	0	0	0	0-0.0
UW	34	6850	798-1808	.441	278-744	.374	436-533	.818	1088	522-11	442	258	105	121	2310-67.9
Opp.	34	6850	705-1647	.428	179-484	.370	403-542	.744	968	570-8	325	329	61	133	1992-58.6

2011-12 (26-10, 12-6)

Name	G	MIN	FG-FGA	FG%	3FG-FGA	3FG%	FT-FTA	FT%	Reb.	PF-D	A	TO	BLK	STL	PTS-AVG
Taylor	36	1297	166-413	.402	65-176	.369	135-172	.785	137	73-0	147	56	1	37	532-14.8
Evans	36	1098	151-343	.440	10-38	.263	85-117	.726	243	74-1	58	57	33	26	397-11.0
Berggren	36	1000	141-312	.452	45-121	.372	52-71	.732	176	86-2	27	51	60	32	379-10.5
Gasser	36	1227	84-181	.464	42-93	.452	65-83	.783	152	66-0	67	43	3	25	275-7.6
Brust	36	768	92-232	.397	58-149	.389	20-24	.833	79	33-0	26	26	0	24	262-7.3
Bruesewitz	36	918	71-180	.394	25-85	.294	36-51	.706	185	92-3	63	38	12	22	203-5.6
Wilson	36	467	49-118	.415	25-65	.385	22-32	.688	51	32-0	22	14	3	7	145-4.0
Kaminsky	35	271	23-56	.411	10-35	.286	7-14	.500	50	34-0	10	10	13	4	63-1.8
Wise	6	10	3-3	1.000	1-1	1.000	0-0	--	0	0-0	0	1	0	0	7-1.2
Jackson	17	92	7-19	.368	3-8	.375	2-3	.667	16	7-0	3	7	1	1	19-1.1
Smith	7	12	2-3	.667	1-1	1.000	0-0	--	2	0-0	0	0	0	0	5-0.7
Dukan	13	41	4-7	.571	0-2	.000	1-4	.250	7	2-0	2	3	0	3	9-0.7
Anderson	14	35	3-6	.500	0-1	.000	0-4	.	7	10-0	3	1	0	0	6-0.4
Fahey	9	14	1-2	.500	0-0	--	0-0	--	7	1-0	0	1	0	0	2-0.2
UW	36	7250	797-1875	.425	285-775	.368	425-575	.739	1207	512-6	428	320	126	181	2304-64.0
Opp.	36	7250	708-1819	.389	129-439	.294	370-542	.683	1123	604-7	286	388	84	154	1915-53.2

2012-13 (23-12, 12-6)

Name	G	MIN	FG-FGA	FG%	3FG-FGA	3FG%	FT-FTA	FT%	Reb.	PF-D	A	TO	BLK	STL	PTS-AVG
Brust	35	1200	140-330	.424	79-203	.389	29-43	.674	180	47-1	79	40	2	34	388-11.1
Berggren	35	999	145-308	.471	21-83	.253	73-104	.702	242	53-0	30	36	73	20	384-11.0
Evans	35	1017	144-365	.395	2-24	.083	63-148	.426	257	64-1	70	55	28	26	353-10.1
Dekker	35	780	118-247	.478	50-128	.391	49-71	.690	118	43-0	47	37	14	23	335-9.6
Jackson	35	973	84-226	.372	22-75	.293	52-68	.765	88	75-1	99	73	6	35	242-6.9
Bruesewitz	33	923	71-177	.401	30-106	.283	38-55	.691	175	84-4	60	48	9	29	210-6.4
Kaminsky	32	329	43-98	.439	14-45	.311	33-43	.767	56	40-0	26	9	17	14	133-4.2
Marshall	35	552	49-138	.355	35-95	.368	10-16	.625	25	47-0	35	18	0	7	143-4.1
Showalter	22	147	11-29	.379	2-10	.200	13-19	.684	23	18-0	12	8	1	7	37-1.7
Fahey	10	28	3-6	.500	0-1	.000	5-6	.833	6	0-0	2	2	1	1	11-1.1
Bohannon	17	80	7-15	.467	2-5	.400	1-6	.167	23	6-0	2	3	2	2	17-1.0
Anderson	12	38	4-7	.571	0-1	.000	1-1	1.000	2	10-0	2	3	0	1	9-0.8
Smith	10	21	3-10	.300	1-7	.143	0-0	--	4	2-0	1	0	0	0	7-0.7
Wise	9	13	1-3	.333	1-1	1.000	2-2	1.000	3	2-0	0	2	0	1	5-0.6
UW	35	7100	823-1959	.420	259-784	.330	369-582	.634	1287	491-7	465	342	153	200	2274-65.0
Opp.	35	7100	744-1890	.394	136-470	.289	334-485	.689	1163	605-15	300	392	85	198	1958-55.9

# 1999-00 Game-by-Game Statistics (22-14, 8-8)

Opponent	Date	1	2	Final	W/L	FG	FGA	Pct	3-PTRS			REBOUNDS				M	PF	A	TO	Blk	Stl	Pts			
									3FG	FGA	Pct	FT	FTA	Pct	Off								Def	Tot	Avg
vs. Missouri	11/12/99	27	39	66	W	25	50	50.0	6	15	40.0	10	16	625	6	26	32	32.0	--	17	16	8	4	6	66
		24	31	55		17	49	34.7	9	25	36.0	12	15	800	9	23	32			21	9	14	2	5	55
at Syracuse	11/16/99	25	24	49	L	20	51	39.2	3	21	14.3	9	9	667	6	18	24	28.0	-11	21	16	10	0	6	49
		28	40	68		23	46	50.0	7	13	53.8	15	21	714	9	26	35			11	17	10	2	6	68
BALL STATE	11/20/99	25	35	60	W	21	38	55.3	4	8	50.0	14	25	560	6	25	31	29.0	+2	16	14	15	2	5	60
		28	22	50		17	51	33.3	6	24	25.0	10	14	714	11	18	29			22	8	11	1	5	50
at UW-Milwaukee	11/23/99	31	38	69	W	26	53	49.1	5	8	62.5	12	18	667	11	33	44	32.8	+13	13	14	11	9	4	69
		28	21	49		17	59	28.8	5	18	27.8	10	13	769	12	19	31			18	8	6	2	6	49
at Wake Forest	11/30/99	14	34	48	L	19	50	38.0	3	9	33.3	7	12	583	8	16	24	31.0	-16	18	9	10	1	3	48
		32	35	67		27	54	50.0	4	15	26.7	9	20	450	15	25	40			11	16	12	4	6	67
RHODE ISLAND	12/03/99	37	29	66	W	27	50	38.6	6	18	33.3	6	13	462	18	34	52	34.5	+20	22	12	9	2	6	66
		23	20	43		12	47	25.5	3	14	21.4	16	26	615	5	27	32			17	3	13	7	5	43
TEXAS	12/07/99	19	42	61	W	20	47	42.6	7	19	36.8	14	19	737	8	21	29	33.7	--	16	13	12	3	13	61
		17	28	45		16	41	39.0	1	10	10.0	12	16	750	6	23	29			18	5	18	2	4	45
UW-GREEN BAY	12/08/99	27	28	55	W	23	44	52.3	7	17	41.2	2	7	286	4	18	22	32.3	-7	12	20	6	4	10	55
		16	18	34		11	35	31.4	4	12	33.3	8	12	667	8	21	29			13	6	18	1	4	34
at South Florida	12/11/99	30	33	63	L	24	48	50.0	7	16	43.8	8	10	800	4	18	22	31.1	-3	22	14	9	3	0	63
		34	32	66		24	41	58.5	8	15	53.3	10	19	526	4	21	25			14	19	12	1	5	66
at Northern Ill.	12/14/99	23	28	51	L	17	44	38.6	3	16	18.8	14	19	737	6	24	30	31.0	-7	17	6	18	5	9	51
		33	22	55		21	54	38.9	6	13	46.2	7	12	583	13	24	37			17	8	17	2	7	55
MARQUETTE	12/23/99	39	47	86	W	28	56	50.0	3	14	21.4	27	42	543	14	16	30	30.9	+6	14	13	7	1	11	86
		27	47	74		27	47	57.4	11	20	55.0	9	10	900	4	20	24			30	12	21	1	2	74
TEMPLE	12/29/99	27	35	62	W	18	48	37.5	9	24	37.5	15	18	850	12	28	40	31.7	+15	16	14	9	3	4	62
		19	25	44		13	48	27.1	8	21	38.1	10	15	667	8	17	25			19	2	9	2	6	44
at Indiana	01/05/00	30	37	67	L	24	61	39.3	7	22	31.8	12	14	857	14	23	37	32.1	+5	30	18	9	5	6	67
		41	30	71		17	38	44.7	4	7	57.1	33	49	673	7	25	32			16	7	18	3	11	71
ILLINOIS	01/08/00	18	45	63	W	21	56	37.5	8	27	29.6	13	14	929	9	29	38	32.5	+2	18	12	13	1	5	63
		33	26	59		21	53	39.6	2	19	10.5	15	24	625	9	27	36			14	6	13	3	3	59
OHIO STATE	01/13/00	28	23	51	L	18	56	32.1	5	14	35.7	10	16	625	12	21	33	32.5	-10	15	11	5	2	5	51
		25	28	53		19	49	38.8	6	16	37.5	9	12	750	12	31	43			18	8	16	7	2	53
at Purdue	01/15/00	27	25	52	L	22	49	44.9	3	13	23.1	5	5	1000	5	29	36	32.8	+1	19	10	15	4	2	52
		31	32	63		21	58	36.2	10	18	55.6	11	19	579	14	21	35			9	12	8	3	7	63
at Penn State	01/19/00	22	39	61	L	23	57	40.4	7	26	26.9	8	11	727	10	26	36	32.9	+2	22	15	14	1	5	61
		35	41	76		23	52	44.2	9	20	45.0	21	28	750	9	25	34			17	12	11	3	7	76
MINNESOTA	01/22/00	41	44	85	W	32	61	52.5	9	20	45.0	12	26	462	12	25	37	33.2	+5	19	21	9	3	15	85
		18	35	53		19	45	42.2	3	10	30.0	12	21	571	7	25	32			23	13	23	2	4	53
PURDUJE	01/26/00	24	31	55	W	18	44	40.9	3	13	23.1	16	25	640	4	28	32	33.1	-3	23	10	13	1	7	55
		22	23	45		14	49	28.6	5	20	25.0	12	20	600	8	27	35			22	7	15	0	3	46
IOWA	01/29/00	29	32	61	W	18	42	42.9	4	15	26.7	15	18	833	8	20	21	32.5	-9	21	17	13	2	5	61
		24	31	55		20	46	43.5	5	9	55.6	16	21	762	7	23	30			19	7	13	0	5	55
at Ohio State	02/02/00	23	25	48	L	17	54	31.5	4	18	22.2	10	14	714	11	24	35	32.6	+3	15	12	14	2	4	48
		29	22	51		18	49	36.7	3	12	25.0	12	14	857	7	25	32			13	9	14	6	7	51
at Minnesota	02/05/00	35	31	66	W	24	47	51.1	6	15	40.0	12	15	800	4	22	26	32.3	-5	22	15	18	4	9	66
		28	36	64		21	49	42.9	3	13	23.1	19	22	864	9	22	31			18	13	17	6	6	64
MICHIGAN STATE	02/12/00	20	24	44	L	18	53	34.0	4	19	21.1	4	10	400	6	17	25	31.9	-27	19	7	8	0	5	44
		35	26	61		19	49	38.8	5	14	35.7	18	23	783	17	33	50			16	11	16	1	2	61
MICHIGAN	02/16/00	47	28	75	W	24	47	51.1	12	17	70.6	15	27	556	8	21	29	31.8	-2	20	15	10	2	6	75
		33	26	59		20	48	41.7	4	14	28.6	15	22	682	9	22	31			21	9	11	6	4	59
at Michigan State	02/19/00	29	25	54	L	16	41	39.0	7	15	46.7	15	18	833	9	20	29	31.7	+3	24	8	17	1	4	54
		31	28	59		16	47	34.0	4	12	33.3	23	28	821	8	18	26			19	10	8	1	5	59
at Iowa	02/23/00	17	37	54	W	17	39	43.6	4	18	22.2	16	21	762	8	19	27	31.5	+5	14	11	16	1	7	54
		26	19	45		17	39	43.6	6	15	40.0	5	8	625	6	16	22			22	13	21	0	6	45
at Northwestern	03/01/00	33	29	62	W	22	41	53.7	8	13	61.5	10	14	714	6	18	24	31.2	+3	18	20	11	3	9	62
		20	26	46		15	36	41.7	5	11	45.5	11	16	888	11	16	21			14	12	15	1	3	46
INDIANA	03/05/00	22	34	56	W	20	49	40.8	3	12	25.0	13	19	684	11	21	32	31.3	+7	13	8	8	2	3	56
		31	22	53		24	52	46.2	4	12	33.3	1	4	250	8	17	25			17	9	10	2	3	53
vs Northwestern	03/09/00	27	24	51	W	18	42	42.9	3	11	27.3	12													

## 2000-01 Game-by-Game Statistics (18-11, 9-7)

Opponent	Date	1	2	Final	W/L	FG	FGA	Pct	3-PTRS			REBOUNDS			M	PF	A	TO	Blk	Stl	Pts				
									3FG	FGA	Pct	FT	FTA	Pct								Off	Def	Tot	Avg
at Tennessee	11/21/00	22	34	56	L	21	58	.362	6	24	.250	8	11	.727	18	22	40	40.0	+10	19	10	14	2	7	56
NORTHERN ILL.	11/25/00	25	41	66		20	49	.408	9	17	.529	17	20	.850	8	22	30	30.0		16	15	10	7	9	66
vs Maryland	11/29/00	36	32	68	W	24	53	.453	8	20	.400	12	20	.800	13	21	34	37.0	+8	12	17	12	1	7	68
XAVIER	12/02/00	28	36	64		23	49	.469	10	21	.476	8	10	.800	6	20	26	28.0		20	15	13	2	4	64
at UW-Green Bay	12/06/00	33	28	61	W	21	38	.553	7	13	.538	12	19	.632	4	27	31	35.5	+9	25	14	20	2	7	61
OHIO	12/09/00	27	19	46		12	44	.273	4	20	.200	18	27	.667	7	15	22	27.8		15	5	15	1	9	46
at Temple	12/14/00	33	28	61	W	21	36	.583	5	10	.500	14	15	.933	3	22	25	33.4	+3	20	15	15	3	3	61
UW-MILWAUKEE	12/16/00	22	31	53		19	47	.404	5	8	.625	10	16	.625	10	12	22	26.6		18	7	10	2	7	53
at Marquette	12/23/00	31	34	65	W	20	46	.435	4	20	.200	21	29	.724	10	21	31	33.0	--	21	14	10	2	9	65
SOUTH FLORIDA	12/30/00	23	23	46		14	42	.333	6	17	.353	12	17	.706	9	22	31	27.3		25	6	18	1	6	46
INDIANA	01/04/01	26	40	66	W	19	44	.432	14	28	.500	14	19	.737	12	19	31	32.7	+7	11	16	10	1	6	66
at Minnesota	01/06/00	25	33	58		22	47	.468	9	25	.360	5	8	.625	8	16	24	26.9		17	10	11	2	5	58
at Purdue	01/10/01	30	25	55	W	14	35	.400	4	7	.571	23	32	.719	8	27	35	33.0	+12	15	6	16	2	5	55
SOUTH FLORIDA	12/30/00	25	22	47		16	51	.314	9	30	.300	6	8	.750	6	17	23	26.4		25	9	9	3	3	47
at Marquette	12/23/00	26	26	52	W	14	35	.400	4	16	.250	20	29	.690	8	18	26	32.2	+3	19	7	16	1	10	52
INDIANA	01/04/01	19	28	47		16	43	.372	0	9	.000	15	18	.833	9	14	23	26.0		24	5	15	0	8	47
at Minnesota	01/06/00	31	25	63	W	25	62	.403	6	13	.462	7	7	.412	16	21	37	32.7	+3	13	16	10	3	9	63
at Purdue	01/10/01	30	37	67	L	17	45	.378	3	9	.333	9	16	.663	6	24	30	27.1		18	7	13	2	5	46
at Michigan State	01/13/01	24	25	49	L	17	50	.340	2	13	.154	13	20	.563	13	22	35	32.4	-1	19	9	13	6	6	49
IOWA	01/16/01	25	42	67	W	16	40	.400	6	17	.353	29	35	.829	3	26	31.4		-7	20	10	5	2	7	67
OHIO STATE	01/24/01	22	35	57	W	17	45	.378	4	15	.267	12	20	.600	9	24	33	28.8		28	7	11	1	2	54
PENN STATE	01/27/01	28	35	63	W	20	47	.426	3	10	.300	20	27	.741	10	27	37	31.7	+9	15	11	16	3	3	63
BUTLER	01/30/01	26	32	58		21	53	.396	5	22	.227	11	13	.846	7	21	28	29.2		24	6	13	3	4	58
at Michigan	02/03/01	20	24	44	L	17	38	.447	4	10	.400	6	16	.375	4	21	25	31.3	--	16	11	11	4	3	44
PURDUE	02/07/01	20	38	58		20	42	.476	7	17	.412	11	16	.688	3	22	25	29.0		13	9	7	3	8	58
at Ohio State	02/10/01	29	31	60	W	23	60	.383	8	21	.381	6	9	.667	13	20	33	31.4	+3	17	16	6	2	7	60
at Illinois	02/13/01	22	19	41		16	39	.410	3	13	.231	6	11	.545	4	26	30	29.1		14	9	17	2	2	41
NORTHWESTERN	02/18/01	45	28	73	W	19	46	.413	7	15	.467	28	40	.700	8	25	33	31.5	-2	20	9	7	0	8	73
MINNESOTA	02/21/01	35	23	58	L	20	46	.435	9	22	.409	9	12	.750	5	19	24	31.1	-5	22	15	8	2	5	58
at Indiana	02/24/01	30	33	63		22	43	.512	3	11	.273	16	25	.640	5	24	29	29.3		16	14	8	1	2	63
MICHIGAN STATE	02/27/01	35	32	67	L	23	42	.548	9	17	.529	12	18	.667	3	17	20	30.6	-10	23	14	14	4	5	67
at Iowa	03/03/01	22	46	68		22	48	.458	3	14	.214	21	28	.750	11	19	30	29.4		20	11	14	3	4	68
vs Indiana	03/09/01	30	29	59	W	22	49	.449	5	16	.313	10	17	.588	8	32	40	31.0	+8	13	12	12	4	4	59
vs Georgia State	03/15/01	16	21	37		11	53	.208	4	30	.133	11	13	.846	11	21	32	29.5		17	5	13	2	5	37
Wisconsin Opponents		30	34	64		24	50	.480	8	20	.400	8	13	.615	6	29	35	31.2	+5	10	15	10	4	5	64
		31	23	54		20	53	.377	9	24	.375	5	10	.500	7	23	30	29.5		17	12	9	1	7	54
		29	26	55	L	19	47	.404	4	12	.333	13	14	.929	7	12	19	30.7	-5	8	14	10	1	9	55
		38	47	85		33	47	.702	14	19	.737	5	5	1.000	2	22	24	29.3		15	23	11	4	3	85
		20	27	47	L	18	42	.429	7	17	.412	4	7	.571	6	16	22	30.4	-9	13	12	10	2	4	47
		28	23	51		18	41	.439	4	9	.444	11	14	.786	10	21	31	29.3		13	9	13	4	3	51
		28	31	59	W	22	45	.489	5	16	.313	10	13	.769	4	18	22	30.1	-3	20	14	6	1	4	59
		28	29	57	L	17	40	.425	5	16	.313	18	19	.947	5	21	26	29.2		18	8	12	1	2	57
		28	24	52	L	20	53	.377	5	16	.313	7	10	.700	7	18	25	29.9	-11	26	14	13	0	7	52
		24	40	64		19	41	.463	0	6	.000	26	35	.743	8	28	36	29.5		14	13	14	4	2	64
		30	19	49	L	17	43	.395	3	12	.250	12	20	.600	6	26	32	30.0	-1	15	4	12	0	6	49
		19	31	50		20	53	.377	5	23	.217	5	8	.625	8	25	33	29.6		16	9	12	1	7	50
<b>Wisconsin</b>		<b>1723</b>				<b>575</b>	<b>1349</b>	<b>.426</b>	<b>174</b>	<b>477</b>	<b>.365</b>	<b>399</b>	<b>568</b>	<b>.702</b>	<b>233</b>	<b>636</b>	<b>869</b>	<b>30.0</b>		<b>520</b>	<b>358</b>	<b>337</b>	<b>68</b>	<b>172</b>	<b>59.4</b>
<b>Opponents</b>		<b>1641</b>				<b>560</b>	<b>1364</b>	<b>.411</b>	<b>158</b>	<b>485</b>	<b>.326</b>	<b>363</b>	<b>514</b>	<b>.706</b>	<b>231</b>	<b>627</b>	<b>858</b>	<b>29.6</b>		<b>559</b>	<b>286</b>	<b>367</b>	<b>89</b>	<b>138</b>	<b>56.6</b>



## 2001-02 Game-by-Game Statistics (19-13, 11-5)

Opponent	Date	1	2	Final	W/L	FG	FGA	Pct	3-PTRS			REBOUNDS			M	PF	A	TO	Blk	Stl	Pts				
									3FG	FGA	Pct	FT	FTA	Pct								Off	Def	Tot	Avg
at UNLV	11/17/01	29	40	69	L	25	58	.431	9	25	.360	10	15	25	32	32.0	-3	19	9	16	0	4	69		
		36	38	74		31	55	.564	2	8	.250	10	20	500	9	26	35	35.0		15	14	18	4	74	
at Hawaii-Hilo	11/23/01	31	47	78	W	28	55	.509	5	17	.294	17	23	.739	10	31	41	36.5	+12	14	16	16	2	5	78
		30	32	62		23	61	.377	8	22	.364	8	13	.615	10	19	29	32.0		17	12	13	2	8	62
vs Weber State	11/24/01	32	37	69	L	24	60	.400	6	24	.250	15	21	.714	13	29	42	38.3	+3	19	13	9	2	4	69
		28	45	73		25	61	.410	11	22	.500	12	20	.600	13	26	39	34.3		19	7	7	1	4	73
vs Hawaii	11/25/01	30	27	57	L	18	49	.367	5	15	.333	16	26	.615	15	20	35	37.5	+2	21	9	13	2	5	57
		32	28	60		23	50	.460	3	11	.273	11	19	.579	13	20	33	34.0		21	11	14	3	4	60
at Georgia Tech	11/28/01	39	22	61	L	20	51	.392	10	26	.385	11	15	.733	7	19	26	35.2	-8	16	16	17	1	9	61
		27	35	62		25	55	.455	5	14	.357	7	10	.700	11	23	34	34.0		17	17	19	4	8	62
UW GREEN BAY	12/01/01	41	29	70	W	28	51	.549	4	11	.364	10	13	.769	10	25	35	35.2	+12	16	14	14	2	6	70
		21	36	57		22	49	.449	3	13	.231	10	19	.526	7	16	23	32.2		19	8	12	2	8	57
TEMPLE	12/03/01	20	33	67	Lot	22	65	.338	11	40	.275	12	18	.667	17	27	44	36.4	+4	18	13	13	1	1	67
		31	22	70		25	62	.403	9	31	.290	11	17	.647	11	29	40	33.3		19	5	11	3	9	70
at Ohio	12/08/01	34	43	77	W	22	55	.400	13	28	.464	20	29	.690	10	29	39	36.8	+3	19	13	16	2	5	77
		36	35	71		28	58	.483	8	14	.571	7	13	.538	6	30	36	33.6		26	15	14	4	0	71
at Xavier	12/10/01	21	27	48	L	21	60	.350	4	15	.267	2	5	.400	12	22	34	36.4	+2	18	12	14	0	5	48
		33	24	57		21	46	.457	2	11	.182	13	16	.813	4	28	32	33.4		15	11	14	5	6	57
FURMAN	12/15/01	27	41	68	W	24	52	.462	7	17	.412	13	18	.722	11	22	33	36.1	+2	11	15	10	0	2	68
		21	39	60		22	53	.415	9	21	.429	7	8	.875	10	21	31	33.2		20	13	14	1	7	60
MARQUETTE	12/22/01	37	49	86	W	29	50	.580	9	14	.643	19	30	.633	9	19	28	35.4	--	20	19	10	2	5	86
		21	52	73		24	50	.480	7	21	.333	18	23	.783	10	18	28	32.7		29	13	16	4	8	73
at UW-Milwaukee	12/27/01	39	42	81	W	26	47	.553	5	14	.357	24	27	.889	5	29	34	35.2	+5	16	11	19	4	5	81
		27	52	79		30	73	.411	9	30	.300	10	15	.667	11	18	29	32.4		22	18	9	2	12	79
TENNESSEE	12/29/01	31	34	65	W	17	44	.386	9	21	.429	22	26	.846	8	20	28	34.7	-4	11	12	10	1	5	65
		33	29	62		24	54	.444	8	15	.533	6	12	.500	10	22	32	32.4		20	12	9	5	7	62
at Iowa	01/02/02	27	30	57	L	20	56	.357	4	16	.250	13	16	.813	11	22	33	34.6	-8	19	13	15	0	9	57
		36	33	69		24	56	.429	5	13	.385	16	23	.696	15	26	41	33.0		18	12	13	2	8	69
ILLINOIS	01/05/02	26	46	72	W	21	45	.467	7	20	.350	23	33	.697	7	17	24	33.9	-6	17	14	11	4	8	72
		31	35	66		24	50	.480	5	17	.294	13	16	.813	8	22	30	32.8		22	15	18	1	4	66
at Penn State	01/09/02	21	28	49	L	19	48	.396	3	14	.214	8	8	1.000	9	28	37	34.1	+6	15	9	17	6	5	49
		24	27	51		17	55	.309	7	23	.304	10	14	.714	12	19	31	32.7		11	9	11	2	6	51
at Michigan State	01/12/02	28	36	64	W	25	59	.424	4	21	.190	10	13	.769	13	15	28	33.7	-5	15	13	7	3	9	64
		32	31	63		22	45	.489	5	13	.385	14	16	.875	10	23	33	32.7		18	13	16	6	5	63
MINNESOTA	01/16/02	34	39	73	W	22	55	.400	6	24	.250	23	28	.821	10	21	31	33.6	-10	21	9	9	3	10	73
		35	29	64		25	55	.455	3	17	.176	11	18	.611	14	27	41	33.2		25	11	20	4	4	64
PURDUE	01/19/02	43	34	77	W	27	49	.551	10	15	.667	13	21	.619	9	22	31	33.4	+5	14	18	13	2	6	77
		31	35	66		25	52	.481	9	24	.375	7	12	.583	8	18	26	32.8		22	10	13	3	4	66
at Illinois	01/23/02	23	25	48	L	15	47	.362	3	15	.200	11	21	.524	15	12	27	33.1	-6	12	8	21	2	8	48
		46	34	80		30	51	.588	10	20	.500	10	14	.714	10	23	33	32.8		20	25	16	3	10	80
PENN STATE	01/26/02	32	34	66	W	22	48	.458	2	7	.286	20	30	.667	15	21	36	33.2	+9	16	8	15	4	5	66
		20	43	63		21	49	.429	7	17	.412	14	18	.778	8	19	27	32.5		25	13	13	1	7	63
at Northwestern	01/30/02	22	38	60	L	23	48	.479	8	24	.333	6	14	.429	6	22	28	33.0	-5	21	19	10	2	1	60
		25	44	69		20	47	.426	7	21	.333	22	27	.815	7	26	33	32.5		14	13	6	2	7	69
at Michigan	02/02/02	22	31	53	L	18	57	.316	4	15	.267	13	19	.684	15	20	35	33.1	+4	19	8	13	2	5	53
		37	27	64		22	45	.489	3	10	.300	17	20	.850	5	26	31	32.5		19	10	15	4	4	64
OHIO STATE	02/06/02	38	43	94	Wot	27	59	.458	4	23	.174	36	46	.783	18	21	39	33.3	-1	25	11	14	3	7	94
		39	42	92		32	64	.500	4	10	.400	24	32	.750	16	24	40	32.8		32	11	13	1	7	92
NWESTERN	02/09/02	26	47	73	W	27	49	.551	5	14	.357	14	18	.778	6	26	32	33.3	+7	13	12	10	1	4	73
		24	20	44		20	48	.417	4	16	.250	0	7	.000	7	18	25	32.5		21	7	15	1	7	44
at Indiana	02/13/02	40	24	64	W	27	56	.482	7	15	.467	3	5	.600	11	19	30	33.2	+1	14	14	8	2	5	64
		35	28	63		25	51	.490	6	15	.400	7	9	.778	9	20	29	32.3		13	14	11	8	4	63
at Minnesota	02/16/02	29	38	67	W	21	51	.412	9	23	.391	16	21	.762	7	22	29	33.0	-5	14	14	11	0	5	67
		34	28	62		26	54	.481	4	18	.222	6	10	.600	8	26	34	32.4		20	20	14	3	4	62
IOWA	02/19/02	23	41	64	W	23	48	.479	4	13	.308	14	17	.824	6	18	24	32.7	-9	14	14	11	1	10	64
		22	34	56		23	48	.479	6	18	.333	4	10	.400	11	22	33	32.4		18	11	18	0	4	56
MICHIGAN	02/27/02	48	26	74	W	27	57	.47																	

## 2002-03 Game-by-Game Statistics (24-8, 12-4)

Opponent	Date	1	2	Final	W/L	FG	FGA	Pct	3-PTRS			REBOUNDS			M	PF	A	TO	Blk	Stl	Pts				
									3FG	FGA	Pct	FT	FTA	Pct								Off	Def	Tot	Avg
EASTERN WASH.	11/15/02	34	47	81	W	26	57	.456	6	12	.500	23	27	.852	12	24	36	36.0	+8	19	12	9	3	9	81
		25	30	55		20	46	.435	3	11	.273	12	17	.706	6	22	28	28.0		25	8	19	3	4	55
NORTHERN ILL.	11/16/02	35	49	84	W	32	67	.478	5	17	.294	15	19	.789	14	22	36	36.0	+4	13	11	6	0	12	84
		20	36	56		23	52	.442	3	14	.214	7	12	.583	9	23	32	30.0		18	10	18	3	1	56
UW-MILWAUKEE	11/23/02	37	46	83	W	25	55	.455	7	13	.538	26	32	.813	13	31	44	38.7	+11	16	15	13	5	2	83
		26	46	72		28	70	.400	6	25	.240	10	13	.769	12	21	33	31.0		23	12	7	3	6	72
at UW-Green Bay	11/30/02	32	37	69	W	24	57	.421	4	16	.250	17	22	.773	13	24	37	38.2	+2	9	9	7	5	10	69
		26	26	52		21	56	.375	8	13	.615	5	24	.500	12	23	35	32.0		24	13	17	4	1	52
WAKE FOREST	12/04/02	29	51	80	L	28	56	.500	9	24	.375	15	24	.625	9	18	27	36.0	-10	21	16	13	2	6	80
		39	51	90		33	61	.541	7	19	.368	17	19	.895	11	26	37	33.0		23	12	14	2	5	90
UNLV	12/07/02	47	44	91	W	30	62	.484	3	13	.231	28	40	.700	17	31	48	38.0	+12	19	16	12	3	6	91
		31	43	74		32	71	.451	2	11	.182	8	16	.500	13	23	36	33.5		28	18	12	4	9	74
NEW HAMPSH.	12/11/02	49	36	85	W	34	63	.540	5	20	.250	12	15	.800	18	20	38	38.0	+10	9	16	11	6	16	85
		16	20	36		15	47	.319	2	13	.154	4	7	.571	14	14	28	32.7		16	6	25	0	4	36
at Marquette	12/14/02	29	25	54	L	19	52	.365	5	19	.263	11	15	.733	10	17	27	36.6	-3	15	13	10	1	5	54
		28	35	63		24	46	.522	4	9	.444	11	13	.846	6	24	30	32.4		13	12	12	3	7	63
TEXAS SO.	12/21/02	45	36	81	W	28	55	.509	12	20	.600	13	17	.765	10	23	33	36.2	+8	13	17	15	8	11	81
		28	30	58		20	50	.400	9	24	.375	9	11	.818	7	18	25	31.6		17	13	19	3	7	58
OHIO	12/23/02	36	39	75	W	29	59	.492	4	14	.286	13	21	.619	14	25	39	36.5	+13	12	18	6	1	9	75
		30	21	51		18	47	.383	7	12	.583	8	9	.889	4	22	26	31.0		20	12	15	4	3	51
at Temple	01/02/03	42	38	80	W	24	41	.585	9	18	.500	23	27	.852	6	25	31	36.0	+9	13	16	12	2	3	80
		31	36	67		25	57	.439	11	26	.423	6	8	.750	9	13	22	30.2		22	11	8	2	3	67
CHICAGO STATE	01/04/03	29	44	73	W	26	47	.553	6	15	.400	15	20	.750	7	24	31	35.6	+9	14	15	14	7	11	73
		21	24	45		17	45	.378	4	11	.364	7	9	.778	5	17	22	29.5		20	5	20	1	7	45
at Michigan	01/08/03	34	31	65	L	24	50	.480	3	8	.375	14	21	.667	8	22	30	35.2	-5	16	12	17	1	6	65
		31	35	66		23	55	.418	9	19	.474	11	12	.917	11	24	35	29.9		18	13	19	1	5	66
at Illinois	01/11/03	30	33	63	L	24	54	.444	4	17	.235	11	17	.646	6	25	31	34.9	+2	18	8	10	0	4	63
		36	33	69		20	50	.500	8	15	.533	11	14	.786	2	27	29	29.9		18	18	10	0	3	69
MINNESOTA	01/15/03	29	37	66	W	25	55	.455	6	19	.316	10	13	.769	10	30	40	35.2	+11	14	15	16	3	5	66
		26	24	50		21	58	.362	5	17	.294	3	7	.429	8	21	29	29.8		16	15	14	4	7	50
at Ohio State	01/18/03	22	31	53	W	21	43	.488	3	12	.250	8	12	.667	8	19	27	34.7	--	13	11	16	2	4	53
		27	25	52		22	51	.431	1	9	.111	7	11	.636	11	16	27	29.6		13	11	10	2	5	52
IOWA	01/22/03	25	49	74	W	29	60	.483	7	19	.368	9	11	.818	7	14	21	33.9	-9	15	17	5	2	6	74
		26	35	61		24	43	.558	1	9	.111	12	17	.706	5	25	30	29.6		14	11	17	4	1	61
NWESTERN	01/29/03	35	34	69	W	25	54	.463	5	13	.385	14	19	.737	17	25	42	34.3	+21	18	10	0	2	7	69
		25	25	50		18	47	.383	4	22	.182	10	14	.714	5	16	21	29.2		16	6	8	4	8	50
PENN STATE	02/01/03	50	36	86	W	34	56	.607	3	12	.250	15	19	.789	9	30	39	34.6	+17	14	13	11	4	11	86
		22	33	55		18	53	.340	7	18	.389	12	13	.923	6	16	22	28.8		20	7	15	3	5	55
at Purdue	02/05/03	22	38	60	L	19	60	.317	6	20	.300	16	25	.640	10	17	27	34.2	-19	22	10	9	1	7	60
		41	37	78		23	51	.451	7	16	.438	25	32	.781	10	36	46	29.7		22	11	17	4	6	78
at Northwestern	02/08/03	35	39	74	W	28	53	.528	8	16	.500	10	15	.667	14	23	37	34.3	+12	22	15	13	5	3	74
		29	30	59		20	47	.426	4	12	.333	15	21	.714	9	16	25	29.4		16	10	8	2	5	59
MICHIGAN ST.	02/11/03	31	33	64	W	20	54	.370	7	19	.368	17	22	.773	9	18	27	34.0	-3	14	10	5	2	5	64
		27	26	53		22	42	.524	3	13	.231	6	10	.600	4	26	30	29.5		25	12	15	2	1	53
INDIANA	02/15/03	21	50	71	W	22	50	.440	5	16	.313	22	25	.880	7	23	30	33.8	-5	13	10	6	2	5	71
		29	30	59		25	57	.439	4	15	.267	5	8	.625	12	23	35	29.7		21	10	10	3	4	59
at Penn State	02/19/03	28	29	57	L	22	60	.367	6	18	.333	7	11	.636	11	23	34	33.8	--	12	12	10	2	6	57
		28	30	58		21	51	.412	7	15	.467	9	10	.900	5	29	34	29.9		18	10	14	5	4	58
at Iowa	02/22/03	21	40	61	W	23	52	.442	7	19	.368	8	13	.615	8	14	22	33.4	-18	15	16	8	1	9	61
		29	24	53		20	46	.435	3	16	.188	10	15	.667	14	26	40	30.3		18	12	18	2	3	53
MICHIGAN	02/26/03	31	42	73	W	28	53	.528	10	20	.500	7	10	.700	7	24	31	33.3	+1	12	18	6	4	7	73
		20	22	42		16	51	.314	1	14	.071	9	11	.818	10	20	30	30.3		14	6	12	0	3	42
at Minnesota	03/02/03	37	32	69	W	21	39	.538	9	21	.429	18	21	.857	4	21	25	33.0	+3	11	13	14	2	6	69
		27	34	61		26	49	.531	8	17	.471	1	5	.200	5	17	22	30.0		15	18	13	3	6	61
ILLINOIS	03/05/03	32	28	60	W	18	46	.391	9	26	.346	15	19	.789	8	23	31	32.9	+6	13	9	10	3	5	60
		26	33	59		23	51	.451	4	9	.444	9	14	.643	5	20	25	29.8		20	12	8	3	6	59
vs Ohio State	03/14/03	25	50	74	L	18																			

## 2003-04 Game-by-Game Statistics (25-7, 12-4)

Opponent	Date	1	2	Final	W/L	FG	FGA	Pct	3-PTRS			REBOUNDS			M	PF	A	TO	Blk	Stl	Pts				
									3FG	FGA	Pct	FT	FTA	Pct								Off	Def	Tot	Avg
at Pennsylvania	11/21/03	33	31	64	W	23	60	.383	1	14	.071	17	28	607	16	27	43	43.0	+12	11	9	6	3	9	64
		25	28	53		22	54	.407	6	19	.316	3	4	750	5	26	31	31.0		25	14	13	2	2	53
EASTERN ILL.	11/25/03	30	51	81	W	21	55	.382	5	17	.294	34	41	.829	14	20	34	38.5	+1	15	13	7	1	12	81
		22	25	47		17	44	.386	2	7	.286	11	15	.733	9	24	33	32.0		29	8	23	3	3	47
RUTGERS	11/29/03	21	34	55	W	17	45	.378	3	20	.150	18	22	818	7	21	28	35.0	-7	13	11	12	1	10	55
		19	24	43		18	46	.391	3	10	.300	4	12	.333	12	23	35	33.0		22	6	23	4	8	43
at Maryland	12/02/03	22	39	67	Lot	22	61	.361	10	23	.435	13	20	650	13	27	40	36.2	-1	20	17	14	3	5	67
		30	31	73		30	62	.484	2	9	.222	11	21	524	12	29	41	35.0		20	12	11	10	12	73
DETROIT	12/06/03	30	38	68	W	23	47	.489	7	20	.350	15	19	.789	11	22	33	35.6	+9	13	17	8	1	6	68
		20	22	42		15	42	.357	5	16	.313	7	13	.538	8	16	24	32.8		17	8	14	3	4	42
UW-GREEN BAY	12/10/03	40	33	73	W	27	50	.540	5	12	.417	14	27	519	9	19	28	34.3	+3	14	15	7	4	10	73
		25	32	57		24	44	.545	3	8	.375	6	9	.667	3	22	25	31.5		22	11	17	2	4	57
UW-MILWAUKEE	12/13/03	43	46	89	W	34	67	.507	8	23	.348	13	17	.765	16	24	40	35.1	+15	19	22	9	2	7	89
		32	39	71		27	53	.509	3	13	.231	14	22	.636	8	17	25	30.6		19	10	13	0	5	71
MARQUETTE	12/20/03	32	31	63	W	20	51	.392	1	12	.083	22	32	.688	13	22	35	35.1	+1	12	11	7	2	4	63
		22	27	59		22	53	.415	9	18	.500	6	9	.667	11	23	34	31.0		23	4	14	4	2	59
vs Ohio	12/27/03	39	32	71	W	22	52	.423	8	21	.381	19	28	679	14	25	39	35.6	+13	16	20	13	7	8	71
		26	22	48		18	47	.383	4	11	.364	8	13	.615	7	19	26	30.4		20	9	18	2	8	48
at Alabama	12/30/03	32	24	56	L	18	48	.375	6	21	.286	14	18	.778	8	16	24	34.4	-10	16	9	10	4	6	56
		33	38	71		25	48	.521	5	11	.455	16	20	800	10	24	34	30.8		17	8	11	3	4	71
COL. OF CHAR.	01/03/04	36	39	75	W	29	58	.500	2	9	.222	15	25	600	12	28	40	34.9	+10	16	12	11	1	10	75
		20	29	49		16	51	.314	6	21	.286	11	16	.688	8	22	30	30.7		21	8	18	6	5	49
INDIANA	01/06/04	37	42	79	W	29	59	.492	10	23	.435	11	14	.786	11	28	39	35.2	+6	16	21	5	7	4	79
		15	30	45		16	55	.291	2	11	.182	11	19	.579	13	20	33	30.9		18	9	10	0	1	45
MICHIGAN ST.	01/10/04	41	36	77	W	24	45	.533	5	14	.357	24	35	.686	10	16	26	34.5	+3	13	15	11	3	11	77
		31	33	64		22	44	.500	7	14	.500	13	13	1.000	5	18	23	30.3		27	14	17	1	6	64
at Purdue	01/14/04	20	31	51	L	18	47	.383	3	14	.214	12	19	.632	9	18	27	34.0	-1	20	6	8	3	3	51
		24	29	53		15	42	.357	4	10	.400	19	23	.826	6	22	28	30.1		20	9	7	1	3	53
MICHIGAN	01/21/04	35	39	74	W	27	56	.482	6	13	.462	14	16	.875	12	25	37	34.2	+8	12	19	10	5	3	74
		34	29	63		26	59	.441	4	14	.286	7	12	.583	10	19	29	30.1		19	11	9	4	2	63
ILLINOIS	01/24/04	38	38	76	W	27	52	.519	7	15	.467	15	25	.600	10	26	36	34.3	+8	17	9	12	4	2	76
		30	26	56		19	52	.365	2	15	.133	16	19	.842	10	18	28	29.9		24	9	15	3	3	56
at Ohio State	01/28/04	37	32	69	W	26	54	.481	9	19	.474	8	14	.571	7	17	24	33.7	-17	24	13	13	3	12	69
		27	30	57		20	50	.400	2	9	.222	15	25	.600	17	24	41	30.6		19	8	21	2	8	57
MINNESOTA	02/04/04	33	47	80	W	24	52	.462	7	21	.333	25	33	.758	12	18	30	33.5	+4	14	15	12	2	9	80
		26	40	66		27	48	.563	2	6	.333	10	13	.769	5	21	26	30.5		24	15	18	4	8	66
at Northwestern	02/07/04	19	32	51	L	19	53	.358	5	17	.294	8	9	.889	13	16	29	33.3	+1	16	17	12	1	5	51
		36	33	69		21	41	.512	8	17	.471	19	21	.905	6	22	28	30.2		14	16	13	4	8	69
at Iowa	02/11/04	32	22	54	W	22	56	.393	7	24	.292	3	6	.500	12	18	30	33.1	-8	12	14	13	2	6	54
		25	27	52		21	51	.412	7	16	.438	3	4	.750	13	25	38	30.6		11	9	19	2	6	52
OHIO STATE	02/14/04	36	42	78	W	20	43	.465	6	14	.429	32	38	.842	9	27	36	33.2	+8	21	12	10	3	5	78
		28	20	48		18	48	.375	5	15	.333	7	17	.412	9	19	28	30.5		32	5	14	4	3	48
at Illinois	02/18/04	28	29	57	L	24	48	.500	4	11	.364	5	8	.625	9	17	26	32.9	+1	20	13	17	3	7	57
		30	35	65		18	42	.429	8	19	.421	21	27	.778	8	17	25	30.2		12	8	12	3	10	65
at Michigan	02/22/04	30	29	59	L	21	56	.375	3	20	.150	14	18	.778	11	16	27	32.7	-2	21	5	10	2	3	59
		38	33	71		25	43	.581	4	11	.364	17	20	.850	4	25	29	30.2		18	12	14	5	5	71
PENN STATE	02/25/04	30	38	68	W	24	57	.421	8	23	.348	12	16	.750	16	19	35	32.8	+5	12	19	7	4	8	68
		22	23	45		18	49	.367	2	12	.167	7	8	.875	12	18	30	30.2		18	8	14	0	2	45
PURDUE	02/29/04	29	53	82	W	31	60	.517	7	20	.350	13	16	.813	16	22	38	33.0	+19	14	19	7	1	7	82
		21	25	46		16	43	.372	2	8	.250	12	16	.750	6	13	19	29.7		19	7	14	1	1	46
at Michigan State	03/02/04	35	17	68	Wot	23	55	.418	7	21	.333	15	18	.833	9	29	38	33.2	+5	12	7	12	2	6	68
		30	22	64		24	61	.393	8	18	.444	8	11	.727	9	24	33	29.8		18	12	10	1	9	64
at Indiana	03/06/04	33	37	70	W	24	49	.490	6	17	.353	16	23	.696	9	24	33	33.1	-2	11	10	8	3	5	70
		18	34	52		20	58	.345	6	26	.231	6	9	.667	16	19	35	30.0		17	11	11	1	4	52
vs Minnesota	03/12/04	30	36	66	W	26	58	.448	5	14	.357	9	15	.600	11	20	31	33.1	-4	10	12	10	0	13	66
		22	30	52		23	54	.426	3	15	.200	3	5	.600	13	22	35	30.2		14	12	19	3	5	52
vs MICH. ST.	03/13/04	30	38	68	W	23																			

# 2004-05 Game-by-Game Statistics (25-9, 11-5)

Opponent	Date	1	2	Final	W/L	FG	FTA	Pct	3-PTS			FT	FTA	Pct	REBOUNDS				M	PF	A	TO	Blk	Stl	Pts
									3FG	FGA	Pct				Off	Def	Total	Avg							
PENNSYLVANIA	11/20/04	36	41	77	W	24	47	.511	8	14	.571	21	28	.750	7	33	40	40.0	+17	21	17	16	3	6	77
		20	24	44		15	47	.319	5	20	.250	9	17	.529	3	20	23	23.0		29	11	18	1	11	44
UC-SANTA BARB.	11/23/04	34	38	72	W	27	48	.563	8	18	.444	10	16	.625	8	20	28	34.0	+5	12	17	11	1	4	72
		26	35	61		25	51	.490	6	18	.333	5	7	.714	6	17	23	23.0		17	13	11	0	7	61
at Pepperdine	11/27/04	34	27	61	L	21	51	.412	3	17	.176	16	23	.696	17	22	39	35.7	+12	12	7	22	1	5	61
		34	41	75		28	58	.483	8	18	.444	11	14	.786	10	17	27	24.3		20	12	14	2	8	75
MARYLAND	11/30/04	38	31	69	W	22	55	.400	4	20	.200	21	30	.700	9	23	32	34.8	-9	17	9	12	5	10	69
		32	32	64		26	61	.426	5	16	.313	7	13	.538	13	28	41	28.5		24	15	18	4	6	64
at Rutgers	12/04/04	29	41	70	W	25	51	.490	11	26	.423	9	17	.529	8	27	35	34.8	-1	19	16	12	3	6	70
		23	39	62		24	57	.421	4	16	.250	10	18	.556	11	25	36	30.0		20	11	10	4	4	62
UW-GREEN BAY	12/07/04	35	30	65	W	23	50	.460	4	19	.211	15	23	.652	11	20	31	34.2	+6	14	12	11	0	6	65
		21	34	55		21	46	.457	6	13	.462	7	11	.636	5	20	25	29.2		23	10	14	3	6	55
at Marquette	12/11/04	23	31	54	L	18	52	.346	10	22	.455	8	13	.615	4	24	28	33.3	-16	17	7	10	1	8	54
		34	29	63		21	57	.368	8	25	.320	13	17	.765	14	30	44	31.3		16	8	11	4	2	63
UW-MILWAUKEE	12/15/04	25	41	66	W	22	58	.379	7	18	.389	15	21	.714	13	32	45	34.8	+9	14	10	12	4	8	66
		14	23	37		14	55	.255	4	21	.190	5	7	.714	10	26	36	31.9		22	6	17	4	5	37
UNC-GREENS.	12/23/04	29	56	85	W	32	65	.492	8	21	.381	13	30	.433	22	28	50	36.4	+27	14	22	15	2	9	85
		22	31	53		21	49	.429	0	8	.000	11	21	.524	5	18	23	30.9		21	10	20	1	8	53
W. CAROLINA	12/27/04	40	49	89	W	34	76	.447	8	20	.400	13	20	.650	19	34	53	38.1	+20	16	16	9	4	11	89
		20	29	49		19	55	.345	2	14	.143	9	16	.563	7	26	33	31.1		20	12	21	1	5	49
ALABAMA	12/29/04	33	43	76	W	26	52	.500	11	22	.500	13	20	.650	4	25	29	37.3	-4	14	15	5	2	4	76
		23	39	62		24	54	.444	5	15	.333	9	13	.692	6	27	33	31.3		19	7	10	5	3	62
at Purdue	01/05/05	30	47	77	W	24	50	.480	14	22	.636	15	22	.682	7	22	29	36.6	+2	14	19	12	2	2	77
		26	42	68		29	54	.537	1	9	.111	9	17	.529	6	21	27	30.9		18	19	9	4	3	68
at Indiana	01/08/05	20	41	61	L	16	45	.356	3	18	.167	26	32	.813	12	22	34	36.4	+6	27	5	18	0	3	61
		34	40	74		23	47	.489	5	14	.357	23	32	.719	7	21	28	30.7		23	9	9	3	4	74
OHIO STATE	01/11/05	31	41	72	W	26	54	.481	4	11	.364	16	24	.667	6	28	34	36.2	-1	14	13	9	3	4	72
		26	40	66		27	64	.422	7	23	.304	5	9	.556	11	24	35	31.0		23	12	10	1	4	66
MICHIGAN ST.	01/16/05	28	34	62	W	21	55	.382	12	28	.429	8	13	.615	9	25	34	36.1	-4	14	16	9	2	3	62
		32	27	59		24	57	.421	5	17	.294	6	11	.545	11	27	38	31.5		17	10	10	0	5	59
at Michigan	01/22/05	37	35	72	W	22	55	.400	2	10	.200	26	33	.788	15	32	47	36.8	+15	18	10	14	1	4	72
		32	29	61		22	60	.367	5	17	.294	12	19	.632	9	23	32	31.5		25	12	10	9	6	61
ILLINOIS	01/25/05	33	32	65	L	25	54	.463	10	24	.417	5	12	.417	8	22	30	36.4	-3	15	14	13	3	4	65
		35	40	75		25	54	.463	8	15	.533	17	20	.850	7	26	33	31.6		15	17	10	4	9	75
at Penn State	01/29/05	41	35	76	W	31	58	.534	8	18	.444	6	12	.500	10	23	33	36.2	+1	19	7	6	4	6	76
		25	25	50		18	51	.353	4	14	.286	10	15	.667	13	19	32	31.6		17	8	13	0	4	50
NWESTERN	02/02/05	42	31	73	W	23	48	.479	10	22	.455	17	23	.739	8	17	25	35.6	-1	13	16	11	1	10	73
		26	32	58		21	41	.512	6	14	.429	10	18	.556	7	19	26	31.3		23	12	16	1	5	58
at Minnesota	02/05/05	24	26	50	L	19	58	.328	6	22	.273	6	6	1.000	15	25	40	35.8	+8	14	10	17	3	3	50
		22	38	60		25	55	.455	2	13	.154	8	12	.667	8	24	32	31.4		11	12	11	5	9	60
IOWA	02/09/05	34	38	72	W	20	43	.465	5	11	.455	27	35	.771	7	27	34	35.7	+3	17	5	8	4	1	72
		34	35	69		27	60	.450	8	21	.381	7	14	.500	11	20	31	31.3		27	12	6	3	4	69
at Illinois	02/12/05	26	33	59	L	22	47	.468	8	19	.421	7	16	.438	8	17	25	35.2	-4	16	10	14	1	7	59
		27	43	70		22	48	.458	8	18	.444	18	19	.947	8	21	29	31.2		15	11	11	1	9	70
MICHIGAN	02/16/05	37	39	76	W	27	56	.482	8	17	.471	14	24	.583	15	24	39	35.4	+11	12	10	7	2	8	76
		33	44	77		18	49	.367	5	18	.278	9	12	.750	8	20	28	31.1		16	10	14	4	3	50
at Michigan St.	02/24/05	25	39	64	L	23	55	.418	6	14	.429	12	15	.800	10	16	26	35.0	-8	22	16	10	1	4	64
		33	44	77		28	50	.560	4	14	.286	17	23	.739	10	24	34	31.2		17	19	10	2	6	77
at Ohio State	02/27/05	37	27	64	W	24	48	.500	8	15	.533	8	14	.571	9	28	37	35.1	+13	13	15	17	0	4	64
		27	29	56		20	50	.400	5	22	.227	11	15	.733	5	19	24	30.9		17	11	12	1	7	56
INDIANA	03/01/05	37	25	62	W	20	49	.408	6	20	.300	16	27	.593	10	22	32	35.0	-3	11	10	8	1	6	62
		30	30	60		23	52	.442	5	17	.294	9	17	.529	11	24	35	31.1		22	11	10	3	5	60
PURDUE	03/05/05	40	24	64	W	20	46	.435	9	22	.409	15	20	.750	13	22	35	35.0	+15	12	13	14	0	2	64
		19	33	52		19	48	.396	5	16	.313	9	11	.818	5	15	20	30.7		19	8	9	2	7	52
vs Ohio State	03/11/05	29	31	60	W	22	56	.393	2	12	.167	14	19	.737	11	30	41	35.2	+5	10	8	9	2	6	60
		18	31	49		21	61	.344	2	20	.100	5	6	.833	10	26	36	30.9		16	11	11	1	6	49
vs Iowa	03/12/05	27	32																						

## 2005-06 Game-by-Game Statistics (19-12, 9-7)

Opponent	Date	1		Final	W/L	FG			3-PTRS			FT			REBOUNDS			M	PF	A	TO	Blk	Stl	Pts		
		Q1	Q2			FGA	Pct	3FG	FGA	Pct	FTA	Pct	Off	Def	Tot	Avg										
vs Norfolk State	11/18/05	40	40	80	W	31	63	.492	7	19	.368	11	19	.579	19	24	43	43.0	+17	14	18	13	4	4	80	
		25	26	51		22	50	.440	2	11	.182	5	15	.333	8	18	26	26.0		24	7	14	2	5	51	
vs East. Kentucky	11/19/05	31	35	95	W	ot	34	76	.447	9	26	.346	18	25	.720	21	23	44	43.5	+10	23	17	16	3	6	95
		32	34	89			29	59	.492	11	20	.550	20	32	.625	11	23	34	30.0		23	12	15	2	11	89
vs Old Dominion	11/21/05	32	52	84	W		27	59	.458	7	20	.350	23	30	.767	9	31	40	42.3	+11	22	12	12	4	4	84
		36	45	81			27	60	.450	8	22	.364	19	22	.864	4	25	29	29.7		21	13	11	3	5	81
COASTAL CAR.	11/26/05	41	51	92	W		33	61	.541	6	11	.545	20	30	.667	16	22	38	41.2	+13	15	23	11	2	9	92
		17	37	54			19	49	.388	9	27	.333	7	8	.875	6	19	25	28.5		23	9	22	0	5	54
at Wake Forest	11/29/05	32	56	88	L		31	73	.425	9	21	.429	17	24	.708	18	18	36	40.2	-9	25	14	11	4	6	88
		37	54	91			31	65	.477	3	13	.231	26	29	.897	18	27	45	31.8		21	13	16	10	5	91
PEPPERDINE	12/03/05	33	38	71	W		24	52	.462	7	16	.438	16	22	.727	15	19	34	39.2	+5	18	11	15	6	10	71
		23	32	55			22	56	.393	2	8	.250	9	12	.750	15	14	29	31.3		18	5	19	1	6	55
UW-GREEN BAY	12/07/05	40	42	82	W		28	55	.509	8	16	.500	18	29	.621	8	25	33	38.3	-1	16	17	7	3	8	82
		37	25	62			21	55	.382	6	19	.316	14	16	.875	9	25	34	31.7		24	10	15	2	1	62
MARQUETTE	12/10/05	44	33	77	W		27	61	.443	7	18	.389	16	27	.593	12	28	40	38.5	-2	16	12	9	5	8	77
		31	32	63			24	64	.375	5	20	.250	10	15	.667	16	26	42	33.0		28	12	16	1	4	63
UNC-WILM.	12/12/05	16	38	54	W		18	44	.409	6	14	.429	12	18	.667	10	25	35	38.1	+8	11	10	14	1	2	54
		16	35	51			21	55	.382	9	24	.375	0	1	.000	10	17	27	32.3		19	14	9	1	9	51
UW-MILWAUKEE	12/15/05	37	37	74	W		26	51	.510	2	15	.133	20	30	.667	10	25	35	37.8	+1	15	11	12	8	4	74
		30	38	68			23	61	.377	12	32	.375	10	12	.833	14	20	34	32.5		29	8	16	1	3	68
LA. TECH	12/28/05	39	39	78	W		31	58	.534	7	16	.438	9	16	.653	13	31	44	38.4	+11	11	20	15	8	5	78
		25	27	52			20	64	.313	7	30	.233	5	9	.556	14	19	33	32.5		17	13	14	2	10	52
at Pittsburgh	12/31/05	28	36	64	L		24	57	.421	3	15	.200	13	20	.650	11	21	32	37.8	0	20	15	14	1	3	64
		35	38	73			27	49	.551	5	12	.417	14	24	.583	7	25	32	32.5		23	18	14	4	8	73
IOWA	01/05/06	32	34	66	W		28	60	.467	7	17	.412	3	8	.375	8	28	36	37.7	-5	14	20	6	5	9	66
		34	18	52			17	56	.304	5	17	.294	13	17	.765	13	28	41	33.2		18	12	11	5	2	52
MICHIGAN ST.	01/08/06	36	46	82	W		29	56	.518	10	21	.476	14	30	.467	9	26	35	37.5	-5	18	14	9	7	7	82
		26	37	63			22	63	.349	8	22	.364	11	15	.733	13	27	40	33.6		24	7	15	5	4	63
at Minnesota	01/10/06	25	39	64	W		21	52	.404	5	13	.385	17	26	.654	11	37	48	38.2	+15	17	16	22	0	5	64
		17	45	62			21	61	.344	5	21	.238	15	23	.652	8	25	33	33.6		25	12	11	2	15	62
NWESTERN	01/14/06	37	31	68	W		24	55	.436	5	22	.227	15	23	.652	13	27	40	38.3	+12	15	15	13	6	6	68
		25	27	52			18	51	.353	8	22	.364	8	12	.667	8	20	28	33.2		21	9	19	4	6	52
at Ohio State	01/18/06	31	36	67	L		25	66	.379	6	24	.250	11	15	.733	16	22	38	38.3	+3	18	11	10	2	6	67
		31	46	77			28	52	.538	7	15	.467	14	25	.560	8	27	35	33.4		15	11	12	0	2	77
N. DAKOTA ST.	01/21/06	16	39	55	L		16	72	.222	4	27	.148	19	26	.731	22	17	39	38.3	-7	21	4	9	24	3	55
		30	32	62			23	46	.500	3	10	.300	13	24	.542	9	37	46	34.1		21	1	9	3	6	62
PENN STATE	01/25/06	40	32	72	W		22	56	.393	13	34	.382	15	22	.682	13	23	36	38.2	+1	12	18	10	2	7	72
		18	25	43			18	54	.333	5	17	.294	2	4	.500	12	23	35	34.1		20	9	18	2	4	43
at Michigan	01/28/06	27	49	76	L		27	60	.450	9	17	.529	13	16	.813	11	16	27	37.7	-9	25	10	10	2	4	76
		38	47	85			28	51	.549	7	21	.333	22	27	.815	12	24	36	34.2		21	15	18	4	5	85
ILLINOIS	01/31/06	28	23	51	L		16	45	.356	3	20	.150	16	23	.696	6	22	28	37.2	-15	11	6	14	1	5	51
		34	32	66			25	60	.417	7	14	.500	9	16	.563	15	28	43	34.6		18	10	10	2	10	66
at Purdue	02/04/06	29	33	62	L		21	55	.382	5	18	.278	15	20	.750	13	17	30	36.9	-5	19	10	14	3	2	62
		36	34	70			26	53	.491	5	10	.500	13	19	.684	10	25	35	34.6		18	16	12	1	9	70
INDIANA	02/08/06	31	41	72	W		25	55	.455	7	20	.350	15	21	.714	8	24	32	36.7	-10	25	13	10	4	4	72
		22	32	54			16	56	.286	3	16	.188	19	26	.731	8	26	42	35.0		21	7	15	1	3	54
at Penn State	02/11/06	34	48	82	W		33	66	.500	10	23	.435	6	11	.545	18	27	45	37.0	+21	13	21	5	2	2	82
		36	26	62			23	55	.418	8	16	.500	8	14	.571	6	18	24	34.5		12	15	3	1	2	62
OHIO STATE	02/15/06	28	50	78	W		26	53	.491	6	14	.429	20	31	.645	15	23	38	37.0	+11	17	14	12	3	5	78
		37	36	73			26	56	.464	4	17	.235	17	19	.895	7	20	27	34.2		23	13	10	0	8	73
at Northwestern	02/23/06	28	23	51	L		19	49	.388	4	14	.286	9	18	.500	9	22	31	36.8	-1	18	12	10	4	5	51
		31	31	62			20	44	.455	4	14	.286	18	24	.750	7	25	32	34.1		19	13	10	7	9	62
MINNESOTA	02/26/06	36	44	80	W		24	51	.471	3	9	.333	29	36	.806	11	22	33	36.7	+2	14	14	10	0	6	80
		38	36	74			30	64	.469	4	12	.333	10	12	.833	12	19	31	34.0		25	9	9	5	6	74
at Michigan State	03/02/06	31	34	65	L		25	62	.403	4	18	.222	11	19	.579	13	21	34	36.6	-3	21	11				

# 2006-07 Game-by-Game Statistics (30-6, 13-3)

Opponent	Date	1	2	Final	W/L	FG	FGA	Pct	3-PTRS			REBOUNDS			Avg	M	PF	A	TO	Blk	Stl	Pts			
									3FG	FGA	Pct	FT	FTA	Pct									Off	Def	Tot
MERCER	11/12/06	39	33	72	W	27	63	.429	6	18	.333	12	27	.444	16	29	45	45.0	+7	13	16	10	5	6	72
		25	23	48		19	56	.339	5	16	.313	5	12	.417	12	26	38	38.0		24	7	22	2	7	48
UW-GREEN BAY	11/15/06	45	34	79	W	26	56	.464	8	19	.421	19	34	.559	9	24	33	39.0	-7	19	15	13	5	6	79
		29	33	62		21	57	.368	5	15	.333	15	21	.714	11	29	40	39.0		28	9	18	1	4	62
SOUTHERN	11/19/06	50	42	92	W	33	53	.623	5	11	.455	21	27	.778	11	22	33	37.0	+12	14	18	10	1	9	92
		19	20	39		15	42	.357	3	13	.231	6	11	.545	9	12	21	33.0		23	3	25	2	0	39
DELAWARE STATE	11/21/06	33	31	64	W	26	49	.531	2	8	.250	10	15	.667	13	16	29	35.0	+13	12	13	6	1	4	64
		27	25	52		17	37	.459	5	15	.333	13	15	.867	4	12	16	28.8		18	5	9	4	3	52
vs Missouri State	11/24/06	32	32	64	L	22	56	.393	2	15	.133	10	22	.32	34.4	-4	19	14	13	6	4	3	6	64	
		45	21	66		23	51	.451	6	13	.462	14	17	.824	8	28	36	30.2		27	14	15	1	7	66
vs Auburn	11/25/06	35	42	77	W	26	56	.464	6	12	.500	19	30	.633	14	21	35	34.5	+6	17	18	11	3	9	77
		25	38	63		23	47	.489	6	15	.400	11	19	.579	7	22	29	30.0		28	11	20	5	5	63
FLORIDA STATE	11/28/06	34	47	81	W	28	57	.491	5	14	.357	20	29	.690	12	24	36	34.7	+5	20	18	2	8	81	
		23	43	66		28	62	.452	3	16	.188	7	12	.583	12	19	31	30.1		30	8	21	5	12	66
FLORIDA INT.	12/02/06	38	41	79	W	23	43	.535	9	19	.474	24	30	.800	7	25	32	34.4	+7	11	18	15	3	6	79
		27	36	63		21	55	.382	10	23	.435	11	13	.846	10	15	25	29.5		26	12	15	3	12	63
WINTHROP	12/04/06	34	31	82	W	26	56	.464	6	25	.240	24	34	.706	21	19	40	35.0	+22	15	13	11	2	6	82
		31	34	79		29	53	.547	15	25	.600	6	10	.600	4	14	18	28.2		24	18	11	1	6	79
at Marquette	12/09/06	28	42	70	W	29	57	.509	3	9	.333	9	18	.500	10	30	40	35.5	+6	19	17	22	6	7	70
		25	41	66		26	66	.394	3	18	.167	11	18	.611	13	21	34	28.8		23	8	16	5	9	66
MILWAUKEE	12/13/06	35	33	68	W	25	51	.490	3	8	.375	15	23	.652	9	30	39	35.8	+9	15	9	9	6	5	68
		20	29	49		18	56	.321	7	22	.318	6	10	.600	9	21	30	28.9		23	9	12	0	4	49
PITTSBURGH	12/16/06	47	42	89	W	25	54	.463	8	16	.500	31	44	.705	14	27	41	36.2	+10	21	14	8	4	4	89
		37	38	75		25	59	.424	6	18	.333	19	30	.633	13	18	31	29.1		28	12	10	2	4	75
PACIFIC	12/23/06	36	47	83	W	24	46	.522	9	17	.529	26	32	.813	12	28	40	36.5	+19	16	12	10	2	6	83
		24	23	47		18	51	.353	5	18	.278	6	11	.545	7	14	21	28.5		23	7	11	0	6	47
GARDNER-WEBB	12/27/06	52	46	98	W	35	59	.593	12	20	.600	16	19	.842	9	31	40	36.8	+17	9	21	9	2	8	98
		19	21	40		15	49	.306	5	23	.217	5	9	.556	6	17	23	28.1		23	8	20	3	6	40
at Georgia	12/31/06	31	33	64	W	21	51	.412	5	17	.294	17	23	.739	10	24	34	36.6	-8	13	12	14	2	10	64
		32	22	54		18	60	.300	4	18	.222	14	17	.824	19	23	42	29.0		21	5	18	1	10	54
MINNESOTA	01/06/07	37	31	68	W	24	56	.429	3	12	.250	17	24	.708	12	28	40	36.8	+7	13	8	9	4	6	68
		20	25	45		17	49	.347	3	10	.300	8	14	.571	7	26	33	29.3		20	8	15	3	1	45
OHIO STATE	01/09/07	31	41	72	W	25	56	.446	5	16	.313	17	29	.586	14	25	39	36.9	+1	20	12	12	7	9	72
		28	41	69		23	60	.383	12	26	.462	11	18	.611	14	24	38	29.8		23	13	15	7	9	69
at Northwestern	01/13/07	24	32	56	W	17	39	.436	2	12	.167	20	27	.741	12	25	37	36.9	+15	13	6	15	6	4	56
		26	24	50		25	52	.385	4	18	.222	6	10	.600	10	12	22	29.3		19	12	9	2	9	50
PURDUE	01/17/07	29	40	69	W	22	55	.400	3	17	.176	22	32	.688	12	24	36	36.9	+3	13	8	7	2	4	69
		30	34	64		24	53	.453	6	15	.400	10	14	.814	9	24	33	29.5		25	8	14	1	4	64
at Illinois	01/20/07	35	36	71	W	25	57	.439	3	16	.188	18	21	.757	15	23	38	37.0	+4	18	12	7	0	3	71
		31	33	64		22	54	.407	6	19	.316	14	23	.609	14	20	34	29.8		20	6	9	5	3	64
MICHIGAN	01/24/07	33	38	71	W	26	48	.542	3	6	.500	16	26	.615	10	20	30	36.6	0	19	14	13	4	6	71
		26	32	58		22	49	.449	2	9	.222	12	19	.632	11	19	30	29.8		23	11	19	8	8	58
at Iowa	01/28/07	26	31	57	W	20	43	.465	7	19	.368	10	18	.556	6	27	33	36.5	-7	14	14	12	2	4	57
		22	24	46		16	57	.281	2	14	.143	12	18	.667	17	23	40	30.2		20	9	9	1	5	46
at Indiana	01/31/07	28	38	66	L	25	52	.481	5	20	.250	11	17	.647	8	21	29	36.1	-4	17	12	14	1	6	66
		26	45	71		27	53	.509	7	18	.389	10	15	.667	8	25	33	30.3		19	10	12	3	5	71
NWSTERN	02/03/07	33	36	69	W	23	50	.460	7	15	.467	16	20	.800	13	24	37	36.2	+16	5	13	9	3	3	69
		19	33	52		23	52	.442	5	17	.294	1	2	.500	6	15	21	30.0		16	10	8	1	5	52
at Penn State	02/07/07	34	37	71	W	26	51	.510	6	15	.400	13	17	.765	11	18	29	35.9	0	13	18	9	2	5	71
		29	29	58		22	52	.423	5	16	.313	9	9	1.000	12	17	29	29.9		18	10	11	1	5	58
IOWA	02/10/07	31	43	74	W	26	58	.448	8	17	.471	14	22	.636	13	29	42	36.1	+9	13	14	14	6	7	74
		35	27	62		27	64	.422	3	13	.231	5	10	.500	9	24	33	30.0		20	11	12	0	7	62
at Minnesota	02/14/07	28	47	75	W	23	55	.418	8	20	.400	21	31	.677	13	22	35	36.1	-2	18	11	7	0	6	75
		24	38	62		20	49	.408	8	12	.667	14	18	.778	10	27	37	30.3		23	13	16	4	4	62
PENN STATE	02/17/07	36	39	75	W	27	52	.519	12	23	.522	9	15	.600	10	20	30	35.9	+7	6	20	10	5	7	75
		25	24	49		21	45	.467	5	15	.333	2	3	.667	5	18	23	30.0		12	14	18	1	4	49
at Michigan State	02/20/07	30	25	55	L	19																			

# 2007-08 Game-by-Game Statistics (31-5, 16-2)

Opponent	Date	1	2	Final	W/L	FG	FGA	Pct	3-PTRS			FT	FTA	Pct	REBOUNDS			M	PF	A	T	Blk	Stl	Pts	
									3FG	FGA	Pct				Off	Def	Avg								
IPFW	11/11/07	38	45	83	W	32	65	.492	3	12	250	16	20	800	12	31	43	43.0	+12	10	18	11	5	14	83
		32	23	55		19	55	.345	7	25	280	10	17	588	7	24	31	31.0		18	14	18	2	8	55
SAVANNAH ST.	11/15/07	41	38	79	W	24	58	.414	3	13	231	28	35	800	18	33	51	47.0	+23	17	14	11	9	11	79
		14	18	32		12	49	.245	1	9	111	7	11	636	6	22	28	29.5		29	4	22	2	4	32
FLORIDA A&M	11/16/07	39	49	88	W	32	67	.478	13	27	481	11	16	688	20	28	48	47.3	+27	12	24	16	3	8	88
		14	26	40		14	46	.304	5	15	333	7	9	778	4	17	21	26.7		18	7	23	2	7	40
COLORADO	11/17/07	44	34	78	W	32	58	.552	7	20	350	7	11	636	13	16	29	42.8	+9	9	21	9	6	9	78
		27	25	52		20	41	.488	6	14	429	6	7	857	5	15	20	25.0		11	11	19	3	4	52
GEORGIA	11/24/07	23	45	68	W	21	59	.356	5	20	250	21	28	750	16	30	46	43.4	+12	10	11	13	4	4	68
		32	17	49		20	59	.339	3	20	150	6	6	1000	8	26	34	26.8		25	7	15	3	8	49
at Duke	11/27/07	25	33	58	L	24	65	.369	3	14	214	7	13	538	17	25	42	43.2	+2	17	11	18	1	6	58
		48	34	82		26	61	.426	11	24	458	19	23	826	12	28	40	29.0		18	14	14	5	10	82
WOFFORD	12/03/07	38	32	70	W	25	53	.472	3	13	231	17	27	630	9	32	41	42.9	+7	18	17	7	4	3	70
		20	23	43		14	52	.269	6	16	375	9	19	474	10	24	34	29.7		27	9	14	1	4	43
MARQUETTE	12/08/07	41	35	76	L	27	55	.491	7	15	467	15	25	600	16	18	34	41.8	-7	19	13	18	7	7	76
		43	38	81		30	64	.469	4	14	286	17	24	708	21	20	41	31.1		23	13	16	6	11	81
at Milwaukee	12/12/07	31	30	61	W	25	49	.510	3	7	429	8	10	800	15	22	37	41.2	+21	9	10	18	2	9	61
		21	18	39		18	44	.409	2	8	250	1	3	333	5	11	16	29.4		14	8	17	5	10	39
GREEN BAY	12/15/07	37	33	70	W	25	50	.500	3	13	231	17	26	654	16	19	35	40.6	+4	16	11	16	0	7	70
		24	28	52		16	48	.333	6	19	316	14	17	824	15	16	31	29.6		26	7	20	1	8	52
VALPARAISO	12/22/07	28	40	68	W	22	45	.489	7	20	350	17	36	472	12	28	40	40.5	+12	16	10	20	1	4	68
		31	27	58		20	52	.385	7	22	318	11	17	647	7	21	28	29.5		30	13	15	0	9	58
at Texas	12/29/07	33	34	67	W	27	64	.422	6	19	316	7	12	583	15	23	38	40.3	+1	18	14	10	1	5	67
		33	33	66		28	63	.444	4	12	333	6	12	500	14	23	37	30.1		14	15	11	6	8	66
at Michigan	01/02/08	34	36	70	W	22	45	.489	7	12	583	19	25	760	9	26	35	39.9	+10	18	15	18	3	4	70
		18	36	54		20	51	.392	5	18	278	9	13	692	8	17	25	29.7		20	10	15	2	11	54
IOWA	01/05/08	28	36	64	W	20	49	.408	5	15	333	19	27	704	11	23	34	39.5	+3	14	9	7	3	7	64
		22	29	51		19	45	.422	6	17	353	7	15	467	7	24	31	29.8		27	12	14	4	2	51
ILLINOIS	01/10/08	31	39	70	W	25	48	.521	7	18	389	13	18	722	4	21	25	38.5	-10	14	14	9	5	9	70
		25	35	60		24	58	.414	6	10	600	6	10	600	13	22	35	30.1		21	14	13	1	3	60
at Penn State	01/15/08	40	40	80	W	31	52	.596	10	18	556	8	9	889	9	32	41	38.7	+19	15	19	15	5	5	80
		24	31	55		22	60	.367	6	24	250	5	11	455	11	11	22	29.6		12	8	9	2	4	55
NWSTERN	01/19/08	22	40	62	W	17	35	.486	4	14	286	24	37	649	7	22	29	38.1	+8	16	13	15	2	7	62
		20	30	50		18	43	.419	4	14	286	10	13	799	4	17	21	29.1		30	9	14	0	6	50
MICHIGAN	01/22/08	28	36	64	W	26	50	.520	6	16	375	6	9	667	9	15	24	37.3	-11	9	11	11	3	8	64
		24	37	61		26	62	.419	7	21	333	2	4	500	20	15	35	29.4		15	7	12	5	6	61
at Purdue	01/26/08	26	30	56	L	20	52	.385	4	12	333	12	19	632	11	21	32	37.1	-3	17	11	13	4	6	56
		29	31	60		21	56	.375	7	20	350	11	14	786	12	23	35	29.7		22	15	12	6	6	60
INDIANA	01/31/08	30	32	62	W	20	58	.345	3	20	150	19	26	731	15	25	40	37.2	-1	14	10	6	2	6	62
		20	29	49		18	45	.333	3	21	143	10	12	833	11	30	41	30.3		23	8	13	3	4	49
at Minnesota	02/03/08	39	24	63	W	22	45	.489	7	16	438	12	16	750	9	22	31	36.9	+4	12	12	18	5	12	63
		23	24	47		18	50	.360	3	8	375	8	8	1000	10	17	27	30.1		19	12	18	7	10	47
at Iowa	02/06/08	26	34	60	W	20	46	.435	5	11	455	15	20	750	9	22	31	36.6	-4	15	5	7	4	3	60
		29	25	54		17	48	.354	7	20	350	13	17	765	13	22	35	30.4		18	11	9	2	3	54
PURDUE	02/09/08	32	35	67	L	17	52	.327	3	18	167	30	33	909	19	24	43	36.9	+22	17	9	18	2	6	67
		42	30	72		26	49	.531	8	19	421	12	22	545	5	16	21	30.0		25	11	11	5	8	72
at Indiana	02/13/08	36	32	68	W	27	63	.429	11	26	423	3	5	600	13	19	32	36.7	-1	16	11	9	2	1	68
		37	29	66		24	51	.471	3	13	231	15	20	750	8	23	31	30.0		14	6	5	4	5	66
MINNESOTA	02/16/08	27	38	65	W	17	39	.436	6	19	316	25	33	758	7	25	32	36.5	+2	17	8	10	4	5	65
		26	30	56		17	51	.333	10	23	435	12	20	600	11	19	30	30.0		25	10	9	0	7	56
at Illinois	02/20/08	34	37	71	W	23	50	.460	7	14	500	18	24	750	4	21	25	36.1	-9	23	11	8	1	8	71
		25	32	57		17	39	.436	4	15	267	19	28	679	7	27	34	30.2		21	6	20	2	2	57
at Ohio State	02/24/08	32	26	58	W	22	51	.431	7	17	412	7	10	700	9	22	31	35.9	-3	11	17	15	3	3	58
		32	21	53		20	54	.370	5	17	294	8	9	889	12	22	34	30.3		11	10	15	5	8	53
MICHIGAN ST.	02/28/08	28	29	57	W	19	49	.388	8	16	500	11	14	786	5	26	31	35.7	-6	9	12	1	4	3	57
		22	20	42		19	55	.345	1	10	100	3	5	600	9	28	37	30.5		14	10	6	5	1	42
PENN STATE	03/05/08	34	43	77	W	29																			

## 2008-09 Game-by-Game Statistics (20-13, 10-8)

Opponent	Date	1	2	Final	W/L	FG	FTA	Pct	3-PTRS			FT	FTA	Pct	REBOUNDS			M	PF	A	TO	Blk	Stl	Pts	
									3FG	FGA	Pct				Off	Def	Tot								Avg
LONG BEACH ST.	11/16/08	36	32	68	W	22	50	.440	8	18	.444	16	22	.727	10	22	32	32.0	+5	9	13	10	3	1	68
		33	28	61		25	52	.481	5	18	.278	6	8	.750	6	21	27	27.0		22	14	10	2	6	61
SIU-EDWARDS.	11/18/08	40	48	88	W	35	59	.593	8	15	.533	10	15	.667	9	26	35	33.5	+9	11	21	10	6	7	88
		21	37	58		21	55	.382	8	17	.471	8	10	.800	8	18	26	26.5		13	12	18	0	3	58
vs Iona	11/21/08	28	24	60	W ot	15	48	.313	5	21	.238	25	34	.735	13	25	38	35.0	+8	24	7	19	2	6	60
		23	29	58		21	51	.412	7	20	.350	9	15	.600	6	24	30	27.7		31	12	18	1	4	58
vs San Diego	11/23/08	26	38	64	W	21	43	.488	5	15	.333	17	23	.739	7	27	34	34.8	+5	15	11	12	10	4	64
		20	29	49		19	55	.345	5	14	.357	6	7	.857	10	19	29	28.0		24	8	11	3	5	49
vs Connecticut	11/24/08	28	29	57	L	19	51	.373	8	17	.471	11	17	.647	13	15	28	33.4	-4	22	8	22	2	7	57
		38	38	76		25	48	.521	5	9	.556	21	30	.700	10	22	32	28.8		14	11	17	5	10	76
MILWAUKEE	11/29/08	37	30	67	W	22	50	.440	5	15	.333	18	26	.692	10	26	36	33.8	+11	13	13	6	3	3	67
		27	19	46		16	45	.356	4	19	.211	10	12	.833	4	21	25	28.2		20	8	11	7	1	46
at Virginia Tech	12/01/08	38	36	74	W	24	48	.500	12	18	.667	14	19	.737	9	13	22	32.1	-4	13	14	6	5	5	74
		30	42	72		26	52	.500	11	16	.688	9	12	.750	10	16	26	27.9		19	18	7	7	1	72
at Marquette	12/06/08	33	25	58	L	22	48	.458	7	24	.292	7	13	.538	6	24	30	31.9	-1	26	9	16	2	5	58
		27	34	61		21	52	.404	5	20	.250	14	23	.609	12	19	31	28.3		16	10	12	0	9	61
IDAHO STATE	12/09/08	29	31	60	W	20	53	.377	5	22	.227	15	22	.682	15	18	33	32.0	+7	9	9	7	2	5	60
		27	31	58		25	48	.521	4	13	.308	4	8	.500	5	21	26	28.0		21	16	10	3	4	58
GREEN BAY	12/13/08	39	38	77	W	25	48	.521	5	10	.500	22	34	.647	8	31	39	32.7	+10	18	12	11	3	6	77
		32	25	57		18	52	.346	5	14	.357	16	22	.727	6	23	29	28.1		23	8	11	2	4	57
COPPIN STATE	12/20/08	31	26	57	W	25	54	.463	5	21	.238	2	2	1.000	12	24	36	33.0	+17	10	15	10	3	2	57
		23	23	46		21	48	.438	3	14	.214	1	2	.500	4	15	19	27.3		11	8	7	0	4	46
TEXAS	12/23/08	37	32	69	L	23	55	.418	9	19	.474	14	21	.667	10	15	25	32.3	-15	18	9	10	3	4	69
		39	35	74		28	62	.452	3	16	.188	15	16	.938	17	23	40	28.3		19	15	13	5	5	74
at Michigan	12/31/08	42	31	73	W	27	46	.587	6	14	.429	13	17	.765	3	27	30	32.2	+4	18	14	8	1	3	73
		31	30	61		20	51	.392	8	24	.333	13	19	.684	7	19	26	28.2		18	12	7	2	2	61
PENN STATE	01/03/09	34	31	65	W	24	54	.444	5	14	.357	12	15	.800	6	26	32	32.1	+1	10	11	4	2	2	65
		26	35	61		24	55	.436	5	16	.313	8	11	.727	6	25	31	28.4		18	8	6	3	1	61
NWESTERN	01/07/09	30	44	74	W	27	54	.500	6	15	.400	14	22	.636	12	30	42	32.8	+14	15	16	10	5	7	74
		21	24	45		16	51	.314	3	17	.176	10	15	.667	8	20	28	28.3		18	8	11	0	5	45
at Purdue	01/11/09	26	26	52	L	21	56	.375	6	20	.300	4	6	.667	11	18	29	32.6	-5	16	10	8	4	2	52
		32	33	65		23	53	.434	6	17	.353	13	19	.684	11	23	34	28.7		13	11	4	2	5	65
MINNESOTA	01/15/09	33	29	74	L ot	23	60	.383	5	24	.208	23	28	.821	14	20	34	32.6	-1	19	12	18	6	8	74
		22	40	78		29	60	.483	5	13	.385	15	18	.833	10	25	35	29.1		23	7	18	6	9	78
at Iowa	01/21/09	24	36	69	L ot	28	59	.475	5	21	.238	8	10	.800	12	20	32	32.6	+4	25	9	10	0	4	69
		20	40	73		20	43	.465	7	21	.333	26	35	.743	7	21	28	29.0		18	12	9	2	5	73
at Illinois	01/24/09	25	32	57	L	21	59	.356	6	21	.286	9	13	.692	12	20	32	32.6	+2	15	12	7	1	7	57
		32	32	64		21	42	.500	4	10	.400	18	22	.818	3	27	30	29.1		14	12	12	4	1	64
PURDUE	01/27/09	30	33	63	L	22	51	.431	11	18	.611	8	9	.889	8	15	23	32.1	-3	15	10	10	2	8	63
		36	28	64		25	42	.595	6	13	.462	8	12	.667	4	22	26	28.9		12	14	12	3	8	64
at Northwestern	01/31/09	27	36	63	L	20	38	.526	7	17	.412	16	19	.842	8	27	31.9	+11	24	14	13	0	4	63	
		27	39	66		20	35	.571	8	13	.615	18	28	.643	4	12	16	28.3		21	12	8	1	5	66
ILLINOIS	02/05/09	37	26	63	W	23	54	.426	9	20	.450	8	13	.615	8	24	32	31.9	-11	9	14	9	3	7	63
		25	25	50		21	64	.328	4	21	.190	4	4	1.000	17	26	43	29.0		17	9	12	3	5	50
at Penn State	02/08/09	28	26	54	W	21	48	.438	3	14	.214	9	15	.600	6	25	31	31.8	+3	14	13	6	2	2	54
		21	23	44		17	46	.370	0	14	.000	10	14	.714	5	23	28	28.9		14	7	7	4	1	44
IOWA	02/11/09	36	33	69	W	26	49	.531	7	12	.583	10	14	.714	10	17	27	31.6	+6	15	14	6	3	6	69
		24	28	52		19	38	.500	6	16	.375	8	14	.571	5	16	21	28.6		16	4	14	0	5	52
OHIO STATE	02/14/09	24	31	55	W	20	55	.364	4	18	.222	11	14	.786	15	17	32	31.6	+10	9	11	10	0	10	55
		23	27	50		21	38	.553	2	9	.222	6	6	.600	3	19	22	28.3		16	10	19	4	3	50
at Indiana	02/19/09	31	37	68	W	25	51	.490	7	14	.500	11	15	.733	8	20	28	31.5	0	16	9	7	0	5	68
		30	21	51		17	42	.405	2	11	.182	15	19	.789	7	21	28	28.3		15	6	15	1	1	51
at Michigan St.	02/22/09	31	19	50	L	15	48	.313	7	21	.333	13	16	.813	8	17	25	31.3	-12	14	9	11	3	6	50
		25	36	61		24	51	.471	2	9	.222	11	16	.688	13	24	37	28.6		17	16	14	2	6	61
MICHIGAN	03/01/09	32	28	60	W	22	42	.524	4	11	.364	12	18	.667	8	24	32	31.3	+10	13	13	11	3	2	60
		34	21	55		21	49	.429	6	21	.286	7	10	.700	6	16	22	28.4		18	10	7	0	5	55
at Minnesota	03/04/09	16	30	46	L	15	45	.333	7																



## 2009-10 Game-by-Game Statistics (24-9, 13-5)

Opponent	Date	1		Final	W/L	3-PTS			REBOUNDS			M	PF	A	TO	Blk	Stl	Pts						
		FG	FGA			Pct	3FG	3FGA	Pct	FT	FTA								Pct	Off	Def	Tot		
IPFW	11/15/09	39	36	75	W	28	49	.571	6	18	.333	13	17	765	7	26	33	+11	16	13	11	7	75	
		18	28	46		16	47	.340	3	13	.231	11	15	733	6	16	22		20	7	14	0	3	46
OAKLAND	11/18/09	34	24	58	W	22	53	.415	3	14	.214	11	13	846	13	26	39	+7	12	13	15	8	9	58
		23	19	42		15	35	.273	3	19	.158	9	10	900	13	19	32		14	8	16	1	11	42
vs Arizona	11/23/09	31	34	65	W	22	61	.361	4	18	.222	17	29	586	14	27	41	+3	24	9	8	3	5	65
		23	38	61		16	44	.364	3	11	.273	26	37	703	5	33	38		30	5	14	5	3	61
vs Gonzaga	11/24/09	33	28	61	L	23	59	.390	5	24	.208	10	14	714	10	21	31	-7	19	12	9	2	2	61
		43	31	74		25	53	.472	3	11	.273	21	25	840	8	30	38		18	10	8	1	4	74
vs Maryland	11/25/09	37	41	78	W	26	53	.491	10	22	.455	16	20	800	11	22	33	+5	18	14	15	2	5	78
		27	42	69		27	56	.482	5	13	.385	10	17	588	9	19	28		20	9	9	3	10	69
DUKE	12/02/09	38	35	73	W	26	59	.441	8	20	.400	13	19	684	12	22	34	+2	14	17	5	6	4	73
		32	37	69		24	53	.453	6	14	.429	15	16	938	8	24	32		18	11	11	3	2	69
GRAMBLING ST.	12/05/09	41	38	79	W	27	45	.600	6	12	.500	19	28	679	6	31	37	+10	13	18	10	6	3	79
		27	19	46		16	55	.291	3	11	.273	11	14	786	11	16	27		23	13	11	3	9	46
at Green Bay	12/09/09	37	38	84	L	24	53	.453	7	19	.368	29	40	725	14	26	40	+8	22	14	18	3	7	84
		39	36	88		28	58	.483	9	18	.500	23	30	767	9	23	32		26	9	10	6	11	88
MARQUETTE	12/12/09	40	32	72	W	23	52	.442	3	10	.300	23	33	697	10	20	30	-2	18	8	7	4	7	72
		31	32	63		21	51	.412	7	18	.389	14	21	667	12	20	32		27	6	13	3	1	63
CAL POLY	12/16/09	51	39	90	W	31	51	.608	13	24	.542	15	19	789	5	24	29	+7	12	22	9	0	12	90
		19	23	42		17	47	.362	4	14	.286	4	5	800	5	17	22		19	9	22	2	2	42
MILWAUKEE	12/23/09	41	27	68	W	23	51	.451	4	16	.250	18	20	900	9	22	31	+6	13	10	6	4	1	68
		29	29	58		23	50	.460	6	15	.400	6	12	500	6	19	25		22	13	7	0	4	58
ILL-CHICAGO	12/27/09	35	44	79	W	29	56	.518	11	23	.478	10	14	714	13	27	40	+21	11	16	9	2	5	79
		19	24	43		18	50	.360	3	14	.214	4	6	667	6	13	19		17	5	12	0	5	43
OHIO STATE	12/31/09	34	31	65	W	21	45	.467	10	21	.476	13	16	813	6	28	34	+9	16	15	11	3	6	65
		25	18	43		14	43	.326	4	13	.308	11	19	579	4	21	25		16	5	12	4	8	43
at Penn State	01/03/10	34	29	63	W	23	49	.469	8	20	.400	9	12	750	5	29	34	-1	17	13	7	1	4	63
		22	24	46		17	48	.354	5	19	.263	7	19	368	9	26	35		15	11	10	0	4	46
at Michigan St.	01/06/10	20	27	47	L	17	51	.333	5	23	.217	8	12	667	6	21	27	-14	21	10	10	3	8	47
		22	32	54		16	42	.381	2	4	.500	20	30	667	11	30	41		15	11	14	1	3	54
PURDUJE	01/09/10	30	43	73	W	23	56	.411	5	19	.263	22	27	815	10	29	39	+7	20	9	8	4	4	73
		29	37	66		25	53	.472	3	10	.300	13	24	542	5	27	32		25	11	10	3	3	66
at Northwestern	01/13/10	27	33	60	W	20	52	.385	7	26	.269	13	17	765	15	23	38	+9	15	14	5	3	2	60
		27	23	50		18	45	.400	5	12	.417	9	16	563	9	20	29		17	13	6	3	1	50
at Ohio State	01/16/10	22	29	51	L	19	47	.404	9	26	.346	4	5	800	8	19	27	0	17	7	14	2	3	51
		34	26	60		24	46	.522	3	6	.500	9	12	750	6	21	27		16	11	11	2	5	60
MICHIGAN	01/20/10	18	36	54	W	18	53	.340	4	24	.167	14	17	824	9	24	33	-1	12	9	5	3	6	54
		21	27	48		17	47	.362	6	19	.316	8	11	727	6	28	34		18	9	12	2	4	48
PENN STATE	01/24/10	25	35	79	W	26	60	.433	10	33	.303	17	19	895	5	19	24	-14	12	15	5	9	12	79
		33	27	71		29	56	.518	7	15	.467	6	8	750	8	30	38		17	13	18	1	1	71
at Purdue	01/28/10	25	32	57	L	20	50	.400	9	23	.391	8	14	571	7	18	25	-12	16	13	9	1	7	57
		27	33	60		24	49	.490	2	5	.400	10	15	667	11	26	37		16	11	13	3	5	60
MICHIGAN ST.	02/02/10	38	29	67	W	28	55	.509	9	26	.346	2	4	500	8	18	26	-7	14	17	5	2	6	67
		23	26	49		17	46	.370	2	9	.222	13	16	813	12	21	33		15	11	13	1	5	49
at Michigan	02/06/10	40	22	62	W	22	41	.537	11	21	.524	7	12	583	8	21	29	+10	14	13	11	1	2	62
		26	18	44		17	39	.436	2	11	.182	8	14	571	4	15	19		11	9	8	0	3	44
ILLINOIS	02/09/10	35	21	56	L	20	56	.357	11	29	.379	5	9	556	10	17	27	-8	15	9	6	2	6	56
		33	30	63		24	45	.533	4	11	.364	11	15	733	7	28	35		15	8	10	3	4	63
INDIANA	02/13/10	46	37	83	W	32	63	.508	10	25	.400	9	11	818	15	18	33	+7	17	18	10	3	8	83
		24	31	55		20	43	.465	4	7	.571	11	16	688	8	18	26		18	10	21	0	4	55
at Minnesota	02/18/10	26	26	52	L	18	59	.305	11	30	.367	5	7	714	14	14	28	-13	25	11	5	2	5	52
		35	33	68		20	42	.476	5	9	.556	23	28	821	12	29	41		11	11	11	5	4	68
N'WESTERN	02/21/10	43	27	70	W	20	39	.513	7	20	.350	23	29	793	8	17	25	+9	19	12	9	6	3	70
		29	34	63		21	42	.500	4	13	.308	17	22	773	4	12	16		21	10	6	0	4	63
at Indiana	02/25/10	39	39	78	W	29	53	.547	8	11	.727	12	15	800	8	24	32	+1	18	11	14	9	7	78
		22	24	46		18	51	.353	0	5	.000	10	20	500	14	17	31		17	8	18	5	7	46
IOWA	03/03/10	36	31	67	W	28	51	.549	6	12	.500	5	6	833	8	25	33	+13	10	16	7	6	5	67
		16	24	40		16	43	.372	3	15	.200	5	10	500	5	15	20		6	6	12	2	3	40
at Illinois	03/07/10	33	39	72	W	26	62	.419	7	18	.389	13	20	850	17	23	40	+10	19	8	5	0	2	72
		27	30	57		16	45	.356	5															

## 2010-11 Game-by-Game Statistics (25-9, 13-5)

Opponent	Date	Final		W/L	3-PTS						REBOUNDS			M	PF	A	TO	Blk	Stl	Pts				
		1	2		FG	FGA	Pct	3FG	FGA	Pct	FT	FPA	Pct								Off	Def	Tot	
P. VIEW A&M	11/14/10	41	58	99	W	34	68	.500	13	31	.419	18	22	818	24	27	51	+35	11	22	5	9	99	
		31	24	55		21	50	.420	7	18	.389	6	8	750	3	13	16		22	9	15	1	5	55
NORTH DAKOTA	11/16/10	41	44	85	W	31	50	.620	5	11	.455	18	21	857	9	22	31	+11	18	20	13	2	5	85
		21	32	53		18	47	.383	4	13	.308	13	19	684	10	10	20		18	5	16	1	8	53
at UNLV	11/20/10	33	32	65	L	19	52	.365	6	20	.300	21	26	808	14	23	37	+8	19	9	15	3	1	65
		34	34	68		24	49	.490	9	18	.500	11	17	647	7	22	29		23	13	12	3	8	68
vs Manhattan	11/25/10	17	33	50	W	21	58	.362	5	21	.238	3	5	600	12	28	40	+3	12	15	8	3	6	50
		10	25	35		14	49	.286	2	7	.286	5	10	500	10	27	37		13	6	12	0	3	35
vs Boston College	11/26/10	26	39	65	W	26	57	.456	3	16	.188	10	13	769	12	21	33	+2	9	9	3	5	2	65
		29	26	55		21	54	.389	7	24	.292	6	7	857	10	21	31		17	10	9	4	2	55
vs Notre Dame	11/28/10	19	32	51	L	20	57	.351	7	23	.304	4	4	1000	6	22	28	-15	22	14	4	5	5	51
		22	36	58		17	48	.354	4	14	.286	20	25	800	13	30	43		8	7	9	3	1	58
NC STATE	12/01/10	44	43	87	W	28	56	.500	11	20	.550	20	26	769	14	27	41	+11	11	17	6	4	5	87
		21	27	48		18	57	.316	4	13	.308	8	13	615	13	17	30		21	9	13	1	5	48
SOUTH DAKOTA	12/04/10	42	34	76	W	29	64	.453	12	31	.387	6	9	867	14	23	37	+3	7	20	9	5	7	76
		37	24	61		21	55	.382	7	18	.389	12	14	657	10	24	34		13	8	12	2	8	61
MILWAUKEE	12/08/10	34	27	61	W	23	50	.460	5	15	.333	10	12	833	11	26	37	+18	17	11	13	5	3	61
		15	25	40		12	39	.308	3	7	.429	13	21	619	5	14	19		15	4	15	2	2	40
at Marquette	12/11/10	32	37	69	W	26	57	.456	6	19	.316	11	14	786	15	17	32	+4	19	14	10	3	3	69
		30	34	64		22	46	.478	4	9	.444	16	22	727	10	18	28		17	10	10	4	5	64
GREEN BAY	12/13/10	33	37	70	W	21	43	.488	10	17	.588	18	22	818	8	22	30	0	11	14	11	8	1	70
		21	35	56		23	57	.404	4	15	.267	6	7	857	12	18	30		22	9	10	3	6	56
COPPIN STATE	12/23/10	47	33	80	W	27	56	.482	17	38	.447	9	13	692	12	22	34	+11	12	17	5	3	3	80
		28	28	56		22	49	.449	6	12	.500	6	9	667	6	17	23		14	2	9	0	3	56
MINNESOTA	12/28/10	33	35	68	W	21	51	.412	9	24	.375	17	18	944	4	20	24	-18	16	14	2	9	2	68
		29	31	60		23	59	.390	3	12	.250	11	15	733	17	25	42		18	16	8	2	1	60
at Illinois	01/02/11	34	27	61	L	21	60	.350	10	35	.286	9	12	750	11	14	25	-9	20	13	3	2	3	61
		37	32	69		23	41	.561	6	12	.500	17	22	773	6	28	34		15	14	12	3	2	69
MICHIGAN	01/05/11	26	40	66	W	21	44	.477	9	19	.474	15	18	833	5	24	29	+8	11	12	8	1	4	66
		28	22	50		17	43	.395	8	21	.381	8	8	1000	2	19	21		18	11	10	0	3	50
at Michigan St.	01/11/11	23	30	61	L	21	55	.382	8	20	.400	11	12	917	9	21	30	-9	20	12	11	4	6	61
		20	33	64		21	53	.396	5	16	.313	17	25	660	13	26	39		16	15	11	5	4	64
ILLINOIS	01/15/11	27	49	76	W	18	46	.391	6	20	.300	34	41	829	11	24	35	0	24	7	7	5	1	76
		25	41	66		16	53	.302	4	16	.250	30	36	833	15	20	35		30	9	7	1	3	66
INDIANA	01/20/11	30	39	69	W	24	49	.490	5	16	.313	16	17	941	5	21	26	0	12	12	5	5	3	69
		34	26	60		25	49	.510	2	7	.286	8	11	727	6	20	26		17	4	7	1	2	60
at Northwestern	01/23/11	45	33	78	W	31	56	.554	12	26	.462	4	5	800	10	22	32	+14	15	22	3	1	4	78
		26	20	46		17	41	.415	2	10	.200	10	13	769	3	15	18		10	9	5	2	2	46
at Penn State	01/29/11	29	23	52	L	22	52	.423	6	20	.300	2	3	667	7	18	25	-4	20	11	8	1	2	52
		20	36	56		19	40	.475	6	17	.353	12	20	600	8	21	29		10	7	10	2	5	56
PURDUJ	02/01/11	27	39	66	W	23	55	.418	7	18	.389	13	16	813	12	20	32	+7	11	10	7	1	8	66
		19	40	59		23	48	.479	5	13	.385	8	9	889	4	21	25		19	10	13	5	6	59
MICHIGAN ST.	02/06/11	43	39	82	W	23	39	.590	11	17	.647	25	26	962	4	20	24	+6	16	10	8	0	2	82
		25	31	56		20	46	.435	3	14	.214	13	16	813	6	12	18		20	9	7	0	3	56
at Iowa	02/09/11	18	35	62	W	24	68	.353	8	29	.276	6	7	857	16	26	42	+3	11	19	8	4	3	62
		23	30	59		25	60	.417	1	7	.143	8	9	889	10	29	39		10	14	10	4	4	59
OHIO STATE	02/12/11	26	45	71	W	25	49	.510	12	24	.500	9	13	692	6	18	24	-1	17	11	9	2	2	71
		28	39	67		25	46	.543	3	9	.333	14	16	852	4	21	25		14	12	7	2	5	67
at Purdue	02/16/11	25	37	62	L	24	59	.407	3	19	.158	11	13	846	14	24	38	+8	16	10	8	1	1	62
		31	39	70		24	56	.429	5	16	.313	17	19	895	10	20	30		13	11	4	5	4	70
PENN STATE	02/20/11	32	44	76	W	25	46	.543	8	15	.533	18	21	857	9	19	28	+7	12	17	7	2	2	76
		19	47	66		26	49	.531	11	22	.500	3	5	600	6	15	21		18	11	10	0	4	66
at Michigan	02/23/11	30	23	53	W	21	58	.362	8	29	.276	3	3	1000	9	23	32	+2	13	11	5	2	4	53
		31	21	52		20	41	.488	7	13	.538	5	11	455	2	28	30		12	12	11	1	2	52
NWSTERN	02/27/11	43	35	78	W	27	47	.574	8	19	.421	16	20	800	6	21	27	+8	14	12	6	0	3	78
		30	33	63		22	47	.468	11	21	.524	8	11	727	3	16	19		20	12	6	1	4	63
at Indiana	03/03/11	32	45	77	W	24	49	.490	9	16	.563	20	22	909	9	21	30	+5	22	7	4	1	2	77
		28	39	67		22	47	.468	2	11	.182	21	26	808	9	16	25		19	5	5	0	0	67
at Ohio State	03/06/11	32	33	65	L	25	60	.417	9	24	.375	6	9	667	13	13	26	-4	17	10	6	5	1	65
		47	46	93		42	97	.681	14															

## 2011-12 Game-by-Game Statistics (26-10, 12-6)

Opponent	Date	1	2	Final	W/L	3-PTRS						REBOUNDS				M	PF	A	TO	Bk	Sl	Pts		
						FGA	Pct	3FG	FGA	Pct	FT	FTA	Pct	Off	Def								Total	
KENNESAW ST.	11/12/11	41	44	85	W	30	51	588	15	25	.600	10	13	.769	9	32	41	+21	12	23	10	3	7	85
		8	23	31	11	43	233	2	10	.200	9	16	.563	5	15	20	16	2	12	3	7	31		
COLGATE	11/16/11	42	26	68	W	27	61	443	10	23	.435	4	14	286	16	27	43	+14	13	8	5	2	11	68
		20	21	41	16	46	348	3	11	.273	6	12	.500	5	24	29	17	7	13	6	1	41		
WOFFORD	11/19/11	32	37	69	W	28	56	500	9	23	.391	4	4	1,000	11	32	43	+21	9	19	8	4	5	69
		12	21	33	13	49	265	4	19	.211	3	9	.333	6	16	22	12	7	9	0	3	33		
UMKC	11/22/11	41	36	77	W	30	58	517	13	27	.481	4	8	500	8	37	45	+20	9	18	8	7	3	77
		18	13	31	11	53	208	5	13	.385	4	5	.800	5	20	25	14	3	11	3	1	3	31	
vs Bradley	11/25/11	34	32	66	W	25	59	424	8	22	.364	8	12	.667	11	29	40	+6	13	16	10	4	10	66
		24	19	43	18	53	340	1	7	.143	6	12	.500	10	24	34	13	4	17	3	5	43		
at North Carolina	11/30/11	24	33	57	L	23	64	359	8	28	.286	3	6	500	10	19	29	-13	21	6	4	4	9	57
		25	35	60	19	45	.422	3	9	.333	19	24	.792	10	32	42	12	9	14	6	2	60		
MARQUETTE	12/03/11	22	32	54	L	16	50	320	5	19	.263	17	21	810	9	23	32	-12	18	8	12	3	5	54
		32	29	61	23	60	.383	2	11	.182	13	19	.684	17	27	44	21	7	13	3	3	61		
GREEN BAY	12/07/11	33	37	70	W	27	59	458	3	17	.176	13	19	.684	13	23	36	-1	11	16	6	7	8	70
		21	21	42	18	56	.321	2	12	.167	4	5	.800	15	22	37	22	6	16	3	1	42		
UNLV	12/10/11	36	26	62	W	20	54	370	10	26	.385	12	18	.667	10	24	34	+2	11	12	10	0	8	62
		23	28	51	18	46	.391	5	12	.417	10	14	.714	5	27	32	17	8	15	1	5	51		
at Milwaukee	12/13/11	31	29	60	W	19	46	413	6	14	.429	16	20	800	6	26	32	-2	12	9	7	3	1	60
		20	34	54	21	55	.382	5	22	.227	7	17	.412	11	23	34	16	11	6	1	5	54		
SAVANNAH STATE	12/15/11	32	34	66	W	25	44	568	3	8	.375	13	19	.684	8	20	28	+4	10	7	7	6	9	66
		14	19	33	15	46	.326	0	3	.000	3	5	.600	12	12	24	17	5	16	3	4	33		
MISS. VALLEY St.	12/23/11	39	40	79	W	22	44	500	4	10	.400	31	44	.705	9	30	39	+16	15	12	13	3	7	79
		22	23	45	14	48	.292	4	14	.286	13	17	.785	6	17	23	29	9	17	0	7	45		
at Nebraska	12/27/11	33	31	64	W	24	47	511	11	21	.524	5	5	1,000	6	24	30	+2	11	13	7	2	6	64
		26	14	40	15	49	.306	3	13	.231	7	9	.778	11	17	28	10	9	9	1	5	40		
IOWA	12/31/11	31	34	65	L	24	69	348	3	28	.107	14	17	.824	17	22	39	-2	18	9	8	5	3	65
		31	41	72	29	59	.492	2	6	.333	12	17	.706	12	29	41	17	10	10	4	2	72		
MICHIGAN ST.	01/03/12	22	28	60	L ot	18	54	.333	5	22	.227	19	27	.704	10	23	33	-8	19	5	8	4	3	60
		21	29	63	24	60	.400	2	5	.400	13	20	.650	12	29	41	22	10	9	5	4	63		
at Michigan	01/08/12	19	22	41	L	16	51	.314	7	20	.350	2	5	400	11	18	29	-9	16	6	12	2	6	41
		25	34	59	19	48	.396	4	15	.267	17	20	.850	12	26	38	9	6	9	0	7	59		
at Purdue	01/12/12	34	33	67	W	19	40	475	9	20	.450	20	24	833	5	31	36	+4	17	13	12	4	1	67
		22	40	62	21	61	.344	8	24	.333	12	22	.545	13	19	32	21	12	3	0	4	62		
NEBRASKA	01/15/12	24	26	50	W	15	48	.313	2	18	.111	18	24	.750	17	25	42	+14	7	5	12	3	5	50
		21	24	45	19	54	.352	5	19	.263	2	2	1,000	9	19	28	19	7	2	7	2	45		
NORTHWESTERN	01/18/12	34	43	77	W	27	54	500	12	23	.522	11	14	.786	9	23	32	+8	17	16	9	1	6	77
		32	25	57	19	45	.422	5	14	.357	14	19	.737	5	19	24	13	8	10	0	7	57		
at Illinois	01/22/12	26	41	67	W	24	54	444	9	22	.409	10	18	556	7	26	33	+2	14	12	10	1	4	67
		26	37	63	24	55	.436	3	12	.250	12	15	.800	4	27	31	17	8	9	0	2	63		
INDIANA	01/26/12	25	32	57	W	19	48	.396	4	17	.235	15	19	.789	8	19	27	-3	10	8	6	8	3	57
		27	23	50	21	46	.457	3	8	.375	5	10	.500	8	22	30	18	4	10	1	3	50		
at Penn State	01/31/12	17	35	52	W	17	48	.354	5	19	.263	13	19	.684	9	22	31	-5	13	7	5	6	6	52
		23	23	46	18	50	.360	2	10	.200	8	14	.571	12	24	36	20	9	9	2	3	46		
OHIO STATE	02/04/12	24	28	52	L	22	55	.400	5	27	.185	3	3	1,000	9	19	28	-4	15	10	10	4	7	52
		28	30	58	22	51	.431	1	7	.143	13	16	.813	10	22	32	12	8	9	1	5	58		
at Minnesota	02/09/12	32	19	68	W ot	19	53	.358	9	23	.391	21	25	.840	12	22	34	-4	14	13	9	6	7	68
		24	27	61	23	55	.418	6	17	.353	9	14	.643	13	25	38	21	10	13	4	3	61		
at Michigan State	02/16/12	19	36	55	L	18	53	.340	5	24	.208	14	14	1,000	12	21	33	+3	23	10	10	1	5	55
		31	38	69	24	46	.522	2	9	.222	19	25	.760	8	22	30	17	13	10	0	5	69		
PENN STATE	02/19/12	35	30	65	W	20	47	.426	11	22	.500	14	17	.824	10	28	38	+11	11	14	12	2	1	65
		21	34	55	22	56	.393	4	18	.222	7	11	.636	8	19	27	15	8	5	2	7	55		
at Iowa	02/23/12	34	32	66	L	29	57	.509	6	16	.375	2	3	.667	8	23	31	+2	16	11	13	6	6	66
		43	24	67	24	50	.480	10	18	.556	9	15	.600	8	21	29	12	18	13	4	6	67		
at Ohio State	02/26/12	29	34	63	W	23	55	.418	8	21	.381	9	11	.818	8	23	31	-4	18	13	7	2	1	63
		29	31	60	23	49	.469	4	11	.364	10	19	.526	9	26	35	17	10	12	2	2	60		
MINNESOTA	02/28/12	16	36	52	W	12	39	.308	6	22	.273	22	29	.759	6	22	28	-9	19	10	8	3	2	52
		23	22	45	11	46	.239	2	11	.182	21	29	.724	15	22	37	24	3	10	5	2	45		
ILLINOIS	03/04/12	31	39	70	W	21	47	.447	7	19	.368	21	27	.778	6	27	33	+1	14	12	7	1	6	70
		18	38	56	21	53	.396	4	17	.235	10	14	.714	8	24	32	25	3	10	3	2	56		
vs Indiana	03/09/12	36	43	79	W	27	56	.482	13	26	.500	12	16	.750	11	17	28	-2	16	16	7	2	4	79
		31	40	71	25	51	.490	3	6	.500														

## 2012-13 Game-by-Game Statistics (23-12, 12-6)

Opponent	Date	1	2	Final	W/L	FG	FTA	Pct	3-PTRS			REBOUNDS			M	PF	A	TO	Blk	Stl	Pts			
									3FG	FGA	Pct	FT	FTA	Pct								Off	Def	Tot
SE LOUISIANA	11/11/12	43	44	87	W	32	61	.525	8	21	.381	15	23	.652	19	30	49	+27	6	14	8	7	4	87
		17	30	47		19	54	.352	5	14	.357	4	6	.667	6	16	22		21	4	9	3	3	47
at Florida	11/14/12	31	25	56	L	21	59	.356	7	24	.292	7	14	.500	12	9	21	-19	18	12	10	1	11	56
		43	31	74		26	42	.619	6	12	.500	16	20	.800	9	31	40		15	9	20	2	2	74
CORNELL	11/18/12	42	31	73	W	27	67	.403	6	22	.273	13	14	.929	18	36	54	+23	11	18	16	9	10	73
		24	16	40		16	61	.262	2	15	.133	6	9	.667	11	20	31		17	7	18	2	9	40
PRESBYTERIAN	11/20/12	39	49	88	W	33	63	.524	16	37	.432	6	9	.667	12	26	38	+17	10	24	6	3	10	88
		15	28	43		16	44	.364	5	15	.333	6	8	.750	1	20	21		8	8	16	3	2	43
vs Creighton	11/23/12	39	35	74	L	27	66	.409	8	27	.296	12	16	.750	14	20	34	-6	20	8	8	4	5	74
		38	46	84		27	58	.466	8	20	.400	22	25	.880	13	27	40		18	14	10	2	3	84
vs. Arkansas	11/24/12	29	48	77	W	22	49	.449	8	19	.421	25	38	.658	14	25	39	+5	18	13	11	5	16	77
		40	30	70		25	61	.410	3	8	.375	17	25	.680	14	20	34		29	7	6	1	5	70
VIRGINIA	11/28/12	23	31	54	L	21	55	.382	8	22	.364	4	5	.800	7	18	25	-11	15	12	5	3	6	54
		24	36	60		21	46	.457	4	12	.333	14	17	.824	8	28	36		12	12	10	4	3	60
CALIFORNIA	12/02/12	37	44	81	W	30	58	.517	7	21	.333	14	25	.560	14	22	36	+6	19	18	13	5	16	81
		24	32	56		18	47	.383	3	9	.333	17	26	.624	12	18	30		22	7	23	2	11	56
NEB.-OMAHA	12/04/12	42	44	86	W	37	70	.486	8	27	.296	10	16	.652	19	30	49	+23	11	16	9	4	9	86
		13	27	40		17	51	.333	2	12	.167	4	8	.500	6	20	26		17	5	19	1	5	40
at Marquette	12/08/12	20	30	50	L	17	52	.327	7	25	.280	9	23	.391	14	21	35	-4	17	13	14	3	7	50
		34	26	60		25	52	.481	3	10	.300	7	17	.412	10	29	39		20	13	16	6	9	60
GREEN BAY	12/12/12	27	38	65	W	24	51	.471	5	13	.385	12	20	.600	7	25	32	-3	11	15	6	8	5	65
		23	31	54		21	56	.375	3	12	.250	9	12	.750	11	24	35		21	6	9	1	3	54
MILWAUKEE	12/22/12	41	33	74	W	28	59	.475	7	14	.500	11	13	.846	10	26	36	+15	12	17	8	2	7	74
		18	35	53		22	50	.440	7	22	.318	2	4	.500	3	18	21		15	13	13	4	4	53
SAMFORD	12/29/12	47	40	87	W	31	59	.525	12	22	.545	13	17	.765	13	30	43	+21	13	21	6	6	6	87
		19	32	51		18	51	.353	7	13	.538	8	15	.633	6	16	22		15	9	10	3	4	51
PENN STATE	01/03/13	29	31	60	L	22	57	.386	3	17	.176	13	26	.500	13	19	32	-6	7	10	4	6	7	60
		18	33	51		24	52	.462	3	8	.375	0	1	.000	9	29	38		23	7	15	2	2	51
at Nebraska	01/06/13	19	28	47	W	20	53	.377	4	17	.235	3	13	.231	8	30	38	+3	9	8	6	2	4	47
		19	22	41		18	49	.367	2	12	.167	3	5	.600	3	32	35		15	4	8	4	4	41
ILLINOIS	01/12/13	39	35	74	W	28	57	.491	10	23	.435	8	13	.615	18	25	43	+19	20	11	13	2	4	74
		19	32	51		18	51	.353	2	14	.143	13	20	.650	9	15	24		19	2	9	2	8	51
at Indiana	01/15/13	31	33	64	W	23	51	.451	7	22	.318	11	14	.786	7	21	28	-9	17	12	8	3	4	64
		32	27	59		20	54	.370	3	12	.250	16	19	.842	14	23	37		16	7	11	0	4	59
at Iowa	01/19/13	18	48	70	L	25	58	.431	8	23	.348	8	12	.667	11	23	34	+11	23	12	12	0	0	66
		34	36	66		22	51	.431	2	10	.200	24	29	.828	8	25	33		16	6	7	2	8	70
MICHIGAN STATE	01/22/13	28	19	47	L	16	54	.296	8	27	.296	7	18	.389	16	19	35	E	12	8	9	2	5	47
		27	22	49		18	47	.383	4	9	.444	9	12	.750	9	26	35		15	7	10	3	6	49
MINNESOTA	01/26/13	24	21	45	W	17	46	.370	7	22	.318	4	8	.500	11	24	35	+6	16	8	10	1	4	45
		24	20	44		16	46	.348	5	11	.455	7	12	.583	8	21	29		18	6	9	3	5	44
at Ohio State	01/29/13	26	23	49	L	19	52	.365	11	28	.393	0	0	.000	6	20	26	-6	16	13	9	3	1	49
		24	34	58		23	45	.511	3	5	.600	9	12	.750	5	27	32		12	10	10	4	4	58
at Illinois	02/03/13	33	41	74	W	21	49	.429	4	14	.286	28	42	.667	9	29	38	+6	16	9	9	2	3	74
		24	44	68		28	64	.438	2	13	.154	10	15	.667	10	22	32		27	10	9	2	4	68
IOWA	02/06/13	31	43	74	W	24	71	.338	7	25	.280	19	26	.731	15	34	49	-2	20	11	12	8	6	74
		29	41	70		25	74	.338	5	23	.217	15	22	.682	18	33	51		25	16	12	2	7	70
MICHIGAN	02/09/13	28	37	65	W	25	57	.439	10	24	.417	5	10	.500	7	32	39	E	8	14	14	5	4	65
		29	33	62		28	71	.394	5	18	.278	1	2	.500	11	28	39		13	12	7	1	8	62
at Minnesota	02/14/13	24	29	53	L	18	59	.305	7	28	.250	10	17	.588	18	25	43	+7	16	12	11	3	5	53
		22	36	58		18	49	.367	4	17	.235	18	24	.750	9	27	36		16	9	9	5	7	58
OHIO STATE	02/17/13	39	32	71	W	29	55	.527	7	19	.368	6	10	.600	9	28	37	+7	9	16	10	4	5	71
		22	27	49		21	56	.375	3	12	.250	4	11	.364	10	20	30		16	6	9	3	5	49
at Northwestern	02/20/13	28	41	69	W	23	50	.460	5	17	.294	18	26	.692	15	32	47	+25	10	16	8	3	5	69
		12	29	41		15	51	.294	8	24	.333	3	5	.600	5	17	22		18	11	7	1	5	41
NEBRASKA	02/26/13	44	33	77	W	27	53	.509	12	25	.480	11	16	.688	5	32	37	+6	10	19	8	8	4	77
		23	33	46		20	61	.328	3	11	.273	3	5	.600	8	23	31		16	6	10	0	4	46
PURDUE	03/03/13	36	20	56	L	22	54	.407	6	27	.222	6	8	.750	6	21	27	-8	17	12	11	6	8	56
		31	20	69		26	57	.456	6	12	.500	11	17	.647	12	27	39		12	15	12	1	6	69
at Michigan State	03/07/13	18	25	43	L	15	51	.294	4	23	.174	9	15	.600	13	27	40	-2	14	11	17	3	4	43
		25	33	58		24	65	.36																

# UW and the Associated Press Poll

## UW in the Weekly AP Poll

### 1949-50

Jan. 5	15
Jan. 24	15
Jan. 31	17
March 7	16

### 1953-54

Dec. 22	18
---------	----

### 1962-63

Preseason	10
Dec. 4	6
Dec. 11	7

### 1973-74

Jan. 2	17
Jan. 8	T13
Jan. 15	19
Jan. 22	17
Jan. 29	16

### 1975-76

Jan. 20	18
---------	----

### 1993-94

Nov. 22	25
Nov. 29	24
Dec. 6	19
Dec. 13	18
Dec. 20	17
Dec. 27	17
Jan. 3	15
Jan. 10	12
Jan. 17	14
Jan. 24	16
Jan. 31	16
Feb. 7	21
Feb. 14	24

### 1994-95

Preseason	17
Nov. 21	15
Nov. 28	13
Dec. 5	14
Dec. 12	20
Dec. 19	20
Dec. 26	19

### 1998-99

Dec. 13	23
Dec. 20	20
Dec. 27	19
Jan. 3	24
Jan. 10	17
Jan. 17	15
Jan. 24	12
Jan. 31	11
Feb. 7	15
Feb. 14	13
Feb. 21	16
Feb. 28	19
March 7	18

### 2000-01\*

Preseason	19
Nov. 13	19
Nov. 20	18
Nov. 27	23
Dec. 4	17
Dec. 11	16
Dec. 18	16
Dec. 25	13
Jan. 1	12
Jan. 8	17
Jan. 15	19
Jan. 22	15
Jan. 29	10
Feb. 5	16
Feb. 12	19
Feb. 19	19
Feb. 26	22
March 5	23
March 12	25

### 2002-03

Nov. 25	25
Dec. 2	23
March 3	24
March 10	18
March 17	21

### 2003-04\*

Preseason	15
Nov. 17	15
Nov. 24	15
Dec. 1	15
Dec. 8	23
Dec. 15	22
Dec. 22	19
Dec. 29	18
Jan. 5	21
Jan. 12	19
Jan. 19	21
Jan. 26	17
Feb. 2	14
Feb. 9	17
Feb. 16	12
Feb. 23	22
March 1	17
March 8	10
March 15	10

### 2004-05

Preseason	21
Nov. 22	20
Nov. 29	25
Dec. 6	24
Jan. 17	24
Jan. 24	18
Jan. 31	19
Feb. 7	20
Feb. 14	20
Feb. 21	20
Feb. 28	23
March 7	23
March 14	20

### 2005-06

Dec. 26	24
Jan. 9	21
Jan. 16	15
Jan. 23	23

### 2006-07\*

Preseason	9
Nov. 13	9
Nov. 20	7
Nov. 27	12
Dec. 4	11
Dec. 11	7
Dec. 18	4
Dec. 25	4
Jan. 1	4
Jan. 8	3
Jan. 15	2
Jan. 22	2
Jan. 29	2
Feb. 5	4
Feb. 12	3
Feb. 19	1
Feb. 26	4
March 5	3
March 12	6

### 2007-08

Nov. 26	20
Dec. 31	25
Jan. 7	21
Jan. 14	17
Jan. 21	11
Jan. 28	13
Feb. 4	8
Feb. 11	15
Feb. 18	11
Feb. 25	10
March 3	10
March 10	8
March 17	6

### 2008-09

Preseason	25
Nov. 17	25
Nov. 24	25

### 2009-10

Dec. 7	20
Dec. 28	23
Jan. 4	17
Jan. 11	13
Jan. 18	18
Jan. 25	16
Feb. 1	16
Feb. 8	11
Feb. 15	14
Feb. 22	17
March 1	15
March 8	13
March 15	16

### 2010-11

Jan. 10	20
Jan. 17	18
Jan. 24	17
Jan. 31	19
Feb. 7	13
Feb. 14	10
Feb. 21	12
Feb. 28	10
March 7	13
March 14	16

### 2011-12

Preseason	15
Nov. 14	14
Nov. 21	11
Nov. 28	9
Dec. 5	14
Dec. 12	14
Dec. 19	13
Dec. 26	11
Jan. 2	18
Jan. 23	25
Jan. 30	19
Feb. 6	21
Feb. 13	15
Feb. 20	16
Feb. 27	14
March 5	14
March 12	14

### 2012-13

Preseason	23
Nov. 12	22
Feb. 11	20
Feb. 18	19
Feb. 25	17
March 4	22
March 11	22
March 18	18

### 2013-14

Preseason	20
Nov. 11	20
Nov. 18	12
Nov. 25	10
Dec. 2	8
Dec. 9	4
Dec. 16	4
Dec. 23	4

\*Badgers ranked every week of the poll.

# UW and the Associated Press

Following is a listing of all games Wisconsin has played vs. teams ranked nationally by the Associated Press

Year	Rank	Opp	W/L	Score	Year	Rank	Opp	W/L	Score	Year	Rank	Opp	W/L	Score
1948-49 (1-1)	UW	Opp	W/L	Score	1962-63 (1-1)	UW	Opp	W/L	Score	1973-74 (0-6)	UW	Opp	W/L	Score
F 5 Illinois.....	4	L	54-61		F 11 Illinois.....	4	W	84-77		D 29 at Marquette.....	6	L	48-49*	
M 5 Minnesota.....	5	W	45-43		F 23 at Illinois.....	6	L	77-89		J 12 at Indiana.....	T13	T13	51-52	
										J 28 at Michigan.....	17	20	75-83	
1949-50 (1-2)	UW	Opp	W/L	Score	1963-64 (0-4)	UW	Opp	W/L	Score	F 5 at Marquette.....	6	L	58-59	
J 7 at Indiana.....	15	5	59-61		D 14 at Cincinnati.....	6	L	60-65		F 11 Indiana.....	12	L	63-81	
J 16 Minnesota.....	11	W	57-54		D 20 at Kentucky.....	2	L	85-108		F 25 Michigan.....	17	L	74-79	
F 4 at Ohio State.....	17	7	47-61		J 4 Ohio State.....	8	L	85-101						
					F 22 Michigan.....	2	L	59-103						
1950-51 (0-3)	UW	Opp	W/L	Score	1964-65 (0-3)	UW	Opp	W/L	Score	1974-75 (0-3)	UW	Opp	W/L	Score
J 1 Illinois.....	20	L	69-71*		F 16 Minnesota.....	9	L	91-101		J 20 Indiana.....	1	L	69-89	
F 10 at Illinois.....	16	L	52-63		F 20 at Indiana.....	7	L	87-101		F 4 Marquette.....	11	L	63-69	
M 5 at Indiana.....	7	L	58-68		M 2 at Michigan.....	1	L	75-98		F 17 at Indiana.....	1	L	58-93	
1951-52 (3-1)	UW	Opp	W/L	Score	1965-66 (1-1)	UW	Opp	W/L	Score	1975-76 (0-6)	UW	Opp	W/L	Score
D 17 Saint Louis.....	4	W	55-54		J 8 Iowa.....	7	W	69-68		D 16 at Marquette.....	7	L	54-78	
J 7 at Illinois.....	2	L	49-53		F 12 at Michigan.....	10	L	102-120		D 30 at Marquette.....	4	L	66-82=	
M 3 at Iowa.....	7	W	78-75						J 8 Michigan.....	16	L	81-106		
M 8 Illinois.....	2	W	58-48						J 31 at Indiana.....	1	L	61-114		
									F 2 at Michigan.....	16	L	86-107		
1952-53 (1-5)	UW	Opp	W/L	Score	1966-67 (0-2)	UW	Opp	W/L	Score	F 26 Indiana.....	1	L	67-96	
J 5 at Minnesota.....	9	L	53-64		D 3 Cincinnati.....	10	L	70-77*						
J 10 at Illinois.....	4	L	61-71		D 28 at UCLA.....	1	L	56-100@		1976-77 (2-6)	UW	Opp	W/L	Score
J 12 Minnesota.....	19	W	76-74						N 27 at Kentucky.....	6	L	64-72		
F 7 Illinois.....	6	L	61-65		1968-69 (4-4)	UW	Opp	W/L	Score	D 28 at Marquette.....	12	L	57-64=	
F 9 at Indiana.....	2	L	48-66		D 3 Kansas.....	4	W	67-62		J 8 at Michigan.....	6	L	63-66	
F 16 Indiana.....	2	L	70-72		D 11 at Notre Dame.....	7	L	56-57		J 22 at Minnesota.....	13	W	64-82*	
					D 31 vs. Kentucky.....	3	W	69-65+		J 24 at Purdue.....	18	L	71-81	
1953-54 (1-3)	UW	Opp	W/L	Score	J 11 at Ohio State.....	16	L	69-84		J 27 Michigan.....	7	L	64-69	
D 19 at LSU.....	5	W	82-66		J 28 Marquette.....	16	W	56-50		F 21 Marquette.....	19	L	58-73	
J 4 at Indiana.....	3	L	67-70		F 1 at Illinois.....	7	L	73-86		M 3 Minnesota.....	9	W	61-64*	
J 16 Indiana.....	3	L	74-90		F 8 Ohio State.....	12	W	77-73						
F 15 Minnesota.....	12	L	68-78		F 15 at Purdue.....	8	L	69-87		1977-78 (0-4)	UW	Opp	W/L	Score
									D 9 at Providence.....	14	L	62-73		
1954-55 (2-3)	UW	Opp	W/L	Score	1969-70 (2-2)	UW	Opp	W/L	Score	J 7 at Michigan St.....	12	L	63-74	
J 1 at Illinois.....	6	W	79-64		J 27 at Marquette.....	7	L	51-60		F 14 at Marquette.....	1	L	64-75	
J 3 Iowa.....	19	L	69-86		J 31 Ohio.....	13	W	72-69		M 2 Michigan St.....	6	L	75-89	
F 19 Illinois.....	14	L	71-99		F 3 at Illinois.....	14	W	66-65						
F 21 Minnesota.....	8	L	69-71		F 10 at Iowa.....	14	L	100-119		1978-79 (2-5)	UW	Opp	W/L	Score
M 5 at Minnesota.....	6	W	78-72						D 23 Marquette.....	16	W	65-52		
					1970-71 (1-3)	UW	Opp	W/L	Score	D 28 at Louisville.....	16	L	53-70s	
1955-56 (0-2)	UW	Opp	W/L	Score	D 30 at Marquette.....	3	L	69-72		J 4 at Michigan St.....	1	L	55-64	
J 9 at Illinois.....	8	L	77-96		F 2 Marquette.....	1	L	75-89		J 18 Illinois.....	8	L	74-81	
J 14 at Ohio State.....	7	L	98-100**		F 16 Ohio State.....	20	L	71-79		F 1 Iowa.....	15	L	64-70	
					M 2 Indiana.....	T18	W	94-87**		F 10 at Iowa.....	14	L	65-79	
1956-57 (0-2)	UW	Opp	W/L	Score	1971-72 (1-4)	UW	Opp	W/L	Score	M 3 Michigan St.....	4	W	83-81	
D 22 at Kansas.....	1	L	62-83		D 27 vs. Marshall.....	17	L	83-85=		1979-80 (3-5)	UW	Opp	W/L	Score
J 12 Illinois.....	10	L	63-79		J 3 at Marquette.....	2	L	60-72		D 5 at DePaul.....	10	L	77-90	
					J 15 at Indiana.....	17	W	66-64*		J 5 Indiana.....	11	W	52-50	
1958-59	UW	Opp	W/L	Score	J 18 Minnesota.....	17	L	59-65		J 12 at Iowa.....	12	L	65-66	
F 2 Michigan St.....	7	L	57-88		F 5 at Ohio State.....	9	L	69-79		J 24 Purdue.....	14	L	60-73*	
M 2 at Michigan St.....	6	L	73-93						J 26 at Ohio State.....	4	W	72-71		
					1972-73 (1-9)	UW	Opp	W/L	Score	F 2 Ohio State.....	6	W	70-67	
1959-60 (0-2)	UW	Opp	W/L	Score	N 25 at UCLA.....	1	L	53-94		F 16 at Purdue.....	15	L	61-69	
F 8 Ohio State.....	4	L	69-106		D 4 at Oral Roberts.....	12	L	76-90		F 28 at Indiana.....	13	L	52-61	
F 27 at Ohio State.....	2	L	68-93		D 30 at Marquette.....	3	L	73-75**						
					J 6 Indiana.....	20	L	64-78		1980-81 (1-8)	UW	Opp	W/L	Score
1960-61 (0-5)	UW	Opp	W/L	Score	J 13 at Minnesota.....	8	L	54-78		J 8 at Minnesota.....	19	L	60-76	
D 17 at Bradley.....	2	L	66-88		J 22 at Purdue.....	20	L	59-66		J 15 Iowa.....	14	L	66-76	
J 9 Iowa.....	6	L	68-76		J 29 Minnesota.....	9	L	64-81		J 24 at Illinois.....	15	W	54-45	
J 30 Ohio State.....	1	L	68-100		F 6 Marquette.....	7	L	58-64		J 31 Michigan.....	17	L	67-74	
F 13 at Iowa.....	9	L	61-63		F 24 at Indiana.....	10	L	55-57		F 5 at Indiana.....	17	L	64-89	
F 25 at Ohio State.....	1	L	74-97		F 26 Purdue.....	20	W	71-63		F 7 at Michigan.....	14	L	64-71	
									F 12 Illinois.....	17	L	65-84		
1961-62 (1-1)	UW	Opp	W/L	Score					F 14 Indiana.....	20	L	52-59		
D 30 vs. Cincinnati.....	2	L	71-101s						F 28 at Iowa.....	8	L	75-96		
M 3 Ohio State.....	1	W	86-67											

WISCONSIN MEN'S BASKETBALL 2013-14 RECORD BOOK

1981-82 (0-5) UW					1989-90 (1-9) UW					1996-97 (4-2) UW				
Opp	W/L	Score	Opp	W/L	Score	Opp	W/L	Score	Opp	W/L	Score			
J 16 Iowa.....	5	L	62-78	J 4 at Illinois.....	4	L	59-73	J 2 at Minnesota.....	15	L	48-65			
J 21 Minnesota.....	5	L	57-78	J 17 Purdue.....	24	L	54-56	J 4 Indiana.....	12	W	71-58			
F 11 at Minnesota.....	9	L	60-71	J 22 Minnesota.....	21	W	77-75	F 6 Michigan.....	13	W	58-53			
F 18 at Indiana.....	20	L	57-88	J 25 Illinois.....	10	L	63-66	F 12 Illinois.....	20	W	62-45			
F 25 at Iowa.....	11	L	55-79	F 1 at Indiana.....	22	L	61-85	M 5 at Indiana.....	25	L	66-70			
				F 3 Michigan.....	4	L	63-77	M 8 Minnesota.....	2	W	66-65			
				F 8 at Michigan St.....	23	L	57-60							
				F 17 at Purdue.....	12	L	55-62							
				F 22 at Minnesota.....	18	L	67-68							
				M 8 at Michigan.....	13	L	64-94							
1982-83 (1-6) UW					1990-91 (2-4) UW					1997-98 (2-7) UW				
Opp	W/L	Score	Opp	W/L	Score	Opp	W/L	Score	Opp	W/L	Score			
D 28 vs. Georgetown ..	10	L	43-71+*	J 12 at Ohio State.....	4	L	60-92	N 18 Illinois St.....	24	W	80-66			
J 6 Purdue.....	20	L	64-80	J 17 Iowa.....	24	W	91-79	N 29 Oklahoma.....	18	W	75-64#			
J 22 Iowa.....	10	W	65-62	J 30 at Indiana.....	4	L	57-73	D 6 Temple.....	20	L	49-59			
J 29 Minnesota.....	16	L	58-65	F 9 Michigan St.....	25	W	84-78**	D 31 Michigan.....	18	L	63-76			
F 3 at Indiana.....	6	L	73-83	F 14 Ohio State.....	2	L	71-73*	J 31 at Purdue.....	10	L	59-82			
F 12 Indiana.....	4	L	56-75	M 2 Indiana.....	5	L	61-74	F 3 Iowa.....	24	L	76-79			
F 24 at Iowa.....	17	L	63-93	J 11 Indiana.....	10	L	63-79	F 21 Michigan St.....	14	L	47-56			
				J 25 at Michigan.....	16	L	83-98	F 28 at Michigan.....	21	L	70-76			
				F 5 at Ohio State.....	8	L	72-86	M 6 vs. Illinois.....	18	L	61-66y			
				F 8 Michigan.....	11	L	64-79							
				F 12 at Michigan St.....	12	L	61-67							
				F 15 Ohio State.....	8	L	63-76							
				F 26 Michigan.....	17	W	96-78							
				M 12 at Indiana.....	4	L	41-66							
1983-84 (0-3) UW					1992-93 (3-6) UW					1998-99 (6-4) UW				
Opp	W/L	Score	Opp	W/L	Score	Opp	W/L	Score	Opp	W/L	Score			
J 7 Illinois.....	14	L	62-63*	J 9 Michigan.....	3	L	73-98	D 9 at Temple.....	16	W	63-56			
M 6 Purdue.....	11	L	48-61	J 13 at Purdue.....	17	L	60-76	J 6 Michigan St.....	24	12	W	66-51		
M 10 at Illinois.....	7	L	57-81	J 16 Minnesota.....	19	W	79-70	J 10 Purdue.....	17	9	W	61-56		
				J 20 Ohio State.....	24	W	76-67	J 23 at Iowa.....	15	14	W	72-52		
				J 23 at Michigan St.....	21	W	67-66	J 30 Minnesota.....	12	19	W	61-50		
				F 10 at Michigan.....	4	L	66-85	F 3 at Indiana.....	11	21	L	60-71		
				F 13 Purdue.....	18	L	87-90**	F 21 at Michigan St.....	16	4	L	51-56		
				M 10 at Iowa.....	17	L	65-91	F 24 at Ohio State.....	16	10	L	54-63		
				M 14 Indiana.....	2	L	80-87	M 5 vs. Iowa.....	19	20	W	74-50y		
								M 6 vs. Michigan St.....	19	2	L	41-56y		
1984-85 (1-5) UW					1993-94 (4-6) UW					1999-2000 (8-8) UW				
Opp	W/L	Score	Opp	W/L	Score	Opp	W/L	Score	Opp	W/L	Score			
J 12 at Indiana.....	11	L	68-90	J 2 Marquette.....	17	24	W	71-52	N 13 at Syracuse.....	17	L	49-68		
J 17 Illinois.....	11	L	67-78	J 12 at Minnesota.....	12	18	L	53-90	D 7 Texas.....	10	W	61-45		
F 2 Michigan.....	10	L	81-94	J 15 Purdue.....	12	9	W	75-69	D 29 Temple.....	17	W	62-44		
F 16 at Illinois.....	17	L	49-68	J 29 at Michigan.....	16	15	L	75-79	J 5 at Indiana.....	10	L	67-71		
F 20 Iowa.....	14	W	54-53	F 12 Minnesota.....	21	23	L	78-109	J 8 Illinois.....	19	W	63-59		
F 28 at Michigan.....	3	L	68-88	F 16 at Purdue.....	24	9	L	64-67	J 13 Ohio State.....	17	L	51-53		
				M 2 Michigan.....	3	W	71-58	F 2 at Ohio State.....	5	L	48-51			
				M 12 at Indiana.....	18	L	65-78	F 12 Michigan St.....	6	L	44-61			
				M 17 vs. Cincinnati.....	25	W	80-72!	F 19 at Michigan St.....	6	L	54-59			
				M 19 vs. Missouri.....	5	L	96-109!	M 5 Indiana.....	14	W	56-53			
								M 10 vs. Purdue.....	22	W	78-66y			
								M 11 vs. Michigan St.....	5	L	46-55y			
								M 18 vs. Arizona.....	4	W	66-59!			
								M 23 vs. LSU.....	10	W	61-48!			
								M 25 vs. Purdue.....	25	W	64-60!			
								A 1 vs. Michigan St.....	2	L	41-53!			
1985-86 (0-5) UW					1994-95 (0-4) UW					2000-01 (2-4) UW				
Opp	W/L	Score	Opp	W/L	Score	Opp	W/L	Score	Opp	W/L	Score			
J 19 at Purdue.....	19	L	73-100	J 4 Michigan St.....	14	L	64-78	N 21 at Tennessee.....	18	9	L	56-66		
F 1 at Michigan.....	9	L	64-91	J 7 at Indiana.....	21	L	70-73	N 29 vs. Maryland.....	23	13	W	78-75**sss		
F 6 at Indiana.....	18	L	69-78	F 26 at Purdue.....	21	L	56-66	J 13 at Michigan St.....	17	3	L	59-69*		
F 26 Michigan.....	10	L	74-97	M 11 at Michigan St.....	9	L	72-97	J 16 Iowa.....	19	14	W	67-54		
M 2 Michigan St.....	17	L	71-84					F 13 at Illinois.....	19	4	L	67-68		
								F 27 Michigan St.....	22	3	L	47-51		
1986-87 (0-9) UW					1995-96 (3-4) UW					2001-02 (5-3) UW				
Opp	W/L	Score	Opp	W/L	Score	Opp	W/L	Score	Opp	W/L	Score			
D 30 vs. Pittsburgh.....	17	L	82-98ss	N 20 vs. Villanova.....	3	L	58-66!!	D 22 Marquette.....	14	W	86-73			
J 5 at Iowa.....	2	L	63-78	N 21 vs. UCLA.....	4	L	57-68!!	J 2 at Iowa.....	9	L	57-69			
J 8 Illinois.....	12	L	66-68	J 3 Michigan.....	21	W	51-46	J 5 Illinois.....	7	W	72-66			
J 10 Purdue.....	6	L	48-57	J 13 Iowa.....	11	W	80-71	J 12 at Michigan St.....	25	W	64-63			
J 15 at Indiana.....	4	L	65-103	F 7 Purdue.....	14	L	42-75	J 23 at Illinois.....	9	L	48-80			
F 5 at Purdue.....	7	L	62-70	F 28 at Iowa.....	20	L	54-69	F 6 Ohio State.....	16	W	94-92*			
F 7 at Illinois.....	14	L	74-99	M 6 Penn State.....	16	W	54-52	F 13 at Indiana.....	22	W	64-63			
F 16 Indiana.....	2	L	85-86**					M 17 vs. Maryland.....	4	L	57-87!			
M 8 Iowa.....	6	L	71-81											
1987-88 (0-9) UW					1998-89 (3-6) UW									
Opp	W/L	Score	Opp	W/L	Score	Opp	W/L	Score	Opp	W/L	Score			
D 28 at UNLV.....	15	L	65-102##	J 7 at Ohio State.....	14	L	70-73	J 7 at Ohio State.....	14	L	70-73			
J 14 at Indiana.....	15	L	53-55	J 12 at Illinois.....	2	L	80-103	J 12 at Illinois.....	2	L	80-103			
J 16 Illinois.....	20	L	65-80	J 19 Indiana.....	19	L	58-61*	J 19 Indiana.....	19	L	58-61*			
J 21 at Michigan.....	7	L	54-65	J 21 Michigan.....	6	W	71-68	J 21 Michigan.....	6	W	71-68			
J 25 Iowa.....	16	L	89-104	J 26 at Iowa.....	12	L	70-78	J 26 at Iowa.....	12	L	70-78			
F 3 at Purdue.....	6	L	62-86	F 11 Iowa.....	8	W	65-54	F 11 Iowa.....	8	W	65-54			
F 3 Michigan.....	12	L	67-80	F 18 Illinois.....	5	W	72-52	F 18 Illinois.....	5	W	72-52			
M 3 Purdue.....	2	L	56-84	F 25 at Michigan.....	13	L	70-92	F 25 at Michigan.....	13	L	70-92			
M 10 at Iowa.....	15	L	70-103	M 9 at Indiana.....	6	L	64-75	M 9 at Indiana.....	6	L	64-75			

**WISCONSIN MEN'S BASKETBALL 2013-14 RECORD BOOK**

2002-03 (1-4)	UW	Opp	W/L	Score
D 14 at Marquette	16	L	54-63	
J 11 at Illinois	10	L	63-69	
F 5 at Purdue	24	L	60-78	
M 5 Illinois	24	W	60-59	
M 27 vs. Kentucky	21	L	57-63!	

2003-04 (2-1)	UW	Opp	W/L	Score
D 20 Marquette	22	23	W	63-59
M 14 vs. Illinois	10	12	W	70-53y
M 21 vs. Pittsburgh	10	9	L	55-59!

2004-05 (3-5)	UW	Opp	W/L	Score
N 30 Maryland	25	12	W	69-64*
D 29 Alabama	18	W	76-62	
J 16 Michigan St.	15	W	62-59	
J 25 Illinois	18	1	L	65-75
F 12 at Illinois	20	1	L	59-70
F 24 at Mich. St.	20	10	L	64-77
M 13 vs. Illinois	23	1	L	43-54y
M 20 vs. N. Carolina	20	2	L	82-88!

2005-06 (3-5)	UW	Opp	W/L	Score
N 29 at Wake Forest	17	24	L	88-91*
J 8 Michigan St.	7	W	82-63	
J 18 at Ohio State	15	19	L	67-77
J 31 Illinois	6	L	51-66	
F 8 Indiana	24	W	72-54	
F 15 Ohio State	12	W	78-73	
M 2 at Mich. St.	25	L	65-74	
M 4 at Iowa	23	L	44-59	

2006-07 (3-3)	UW	Opp	W/L	Score
D 9 at Marquette	11	17	W	70-66
D 16 Pittsburgh	7	2	W	89-75
J 9 Ohio State	3	5	W	72-69
F 25 at Ohio State	1	2	L	48-49
M 11 vs. Ohio State	3	1	L	49-66y
M 18 vs. UNLV	6	19	L	68-74!

2007-08 (5-5)	UW	Opp	W/L	Score
N 27 at Duke	20	9	L	58-82^
D 8 Marquette	22	24	L	76-81
D 29 at Texas	7	W	67-66	
J 26 at Purdue	11	18	L	56-60
J 31 Indiana	13	24	W	62-49
F 9 Purdue	8	18	L	67-72
F 13 at Indiana	15	24	W	68-66
F 28 Michigan St.	10	20	W	57-42
M 15 vs. Michigan St.	8	20	W	65-63y
M 28 vs. Davidson	6	23	L	56-73!

2008-09 (4-9)	UW	Opp	W/L	Score
N 24 vs. UConn	25	2	L	57-76§
D 6 at Marquette	25	L	58-61	
D 23 Texas	9	L	69-74	
D 31 at Michigan	23	W	73-61	
J 11 at Purdue	14	L	52-65	
J 15 Minnesota	18	L	74-78*	
J 24 at Illinois	25	L	57-64	
J 27 Purdue	16	L	63-64	
F 5 Illinois	23	W	63-50	
F 14 Ohio State	24	W	55-50	
F 22 at Mich. St.	6	L	50-61	
M 20 vs. Florida St.	16	W	61-59y!	
M 22 vs. Xavier	20	L	49-60!	

2009-10 (5-2)	UW	Opp	W/L	Score
N 25 vs. Maryland	21	W	78-69!!	
D 2 Duke	6	W	73-69*	
D 31 Ohio State	23	15	W	65-43
J 6 at Michigan St.	17	10	L	47-54
J 9 Purdue	17	4	W	73-66
J 28 at Purdue	16	10	L	57-60
F 2 Michigan St.	16	5	W	67-49

2010-11 (5-3)	UW	Opp	W/L	Score
D 28 Minnesota	14	W	68-60	
J 2 at Illinois	25	L	61-69	
J 15 Illinois	20	16	W	76-66
F 1 Purdue	19	11	W	66-59
F 12 Ohio State	13	1	W	71-67
F 16 at Purdue	10	11	L	62-70
M 6 at Ohio State	10	1	L	65-93
M 19 vs. Kansas St.	16	21	W	70-65!

2011-12 (5-8)	UW	Opp	W/L	Score
N 30 at N. Carolina	9	5	L	57-60^
D 3 Marquette	9	16	L	54-61
J 3 Michigan St.	18	10	L	60-63*
J 8 at Michigan	18	16	L	41-59
J 22 at Illinois	22	22	W	67-63
J 26 Indiana	26	16	W	57-50
F 4 Ohio State	19	3	L	52-58
F 16 at Michigan St.	15	7	L	55-69
F 26 at Ohio State	16	8	W	63-60
M 9 vs. Indiana	14	15	W	79-71y
M 10 vs. Michigan St.	14	8	L	52-65y
M 17 vs. Vanderbilt	14	20	W	60-57!
M 22 vs. Syracuse	14	2	L	63-64!

2012-13 (7-6)	UW	Opp	W/L	Score
N 14 at Florida	22	10	L	56-74
N 23 vs. Creighton	12	L	74-84§§	
J 12 Illinois	14	W	74-51	
J 15 at Indiana	2	W	64-59	
J 22 Michigan St.	13	L	47-49	
J 26 Minnesota	12	W	45-44	
J 29 at Ohio State	11	L	49-58	
F 9 Michigan	3	W	65-62*	
F 17 Ohio State	20	13	W	71-49
M 7 at Michigan St.	22	10	L	43-58
M 15 vs. Michigan	22	6	W	68-59 y
M 16 vs. Indiana	22	3	W	68-56 y
M 17 vs. Ohio St.	22	10	L	43-50 y

**KEY**

- \* overtime
- \*\* double overtime
- \*\*\* triple overtime
- % forfeit wins
- ^ ACC-Big Ten Challenge
- # Big Island Invitational
- y Big Ten Tournament
- + at Chicago Stadium
- & ECAC Holiday Festival
- § Holiday Classic, Louisville, Ky.

- §§ Las Vegas Invitational
- @ Los Angeles Classic
- !! Maui Invitational
- \$\$\$ at Milwaukee
- = Milwaukee Classic
- ! NCAA Tournament
- § Paradise Jam Tournament, St. Thomas, Virgin Islands
- §§ Rainbow Classic, Honolulu
- ## Rebel Classic, Las Vegas
- ++ Winston Tire Classic, Los Angeles

**UW vs. the Ranked**

Wisconsin's all-time record vs. teams ranked in the AP top 25.

**Overall:** 118-275 | **Home:** 79-94 | **Away:** 21-156 | **Neutral:** 18-25

vs. 1	2-19	vs. 10	3-21	vs. 19	4-7
vs. 2	4-21	vs. 11	4-8	vs. 20	6-12
vs. 3	4-10	vs. 12	8-11	vs. 21	4-4
vs. 4	7-17	vs. 13	5-5	vs. 22	3-1
vs. 5	5-8	vs. 14	8-15	vs. 23	3-4
vs. 6	6-19	vs. 15	4-7	vs. 24	8-5
vs. 7	5-15	vs. 16	8-12	vs. 25	4-5
vs. 8	2-10	vs. 17	4-14		
vs. 9	3-15	vs. 18	3-11		



# Overtime Games

Year	Opponent (#OT)	W/L	Score
1912	at Minnesota	.....W	29-26
1914	Purdue	.....W	25-20
1915	at Purdue	.....W	28-24
1916	at Iowa	.....W	36-31
1917	at Northwestern	.....W	29-21
1919	at Camp Grant	.....W	16-15
1920	Ripon	.....W	19-16
1922	Michigan	.....W	18-16
1924	DePauw (3)	.....T	25-25
1926	Michigan	.....L	23-24
1927	at Chicago	.....W	33-30
1930	at Indiana	.....W	23-21
1932	Maryland	.....W	32-30
	at Northwestern	.....L	30-31
1933	at Indiana	.....W	38-37
	Indiana	.....L	28-29
1935	Michigan State	.....W	23-21
	Indiana	.....W	37-27
1936	at Chicago	.....W	38-36
1937	Ohio State	.....W	35-33
1939	Purdue	.....W	32-30
1940	Purdue	.....L	45-48
1941	Purdue	.....W	48-42
	at Northwestern	.....W	48-46
1943	at Notre Dame	.....L	59-61
1944	Illinois	.....L	43-45
	Northwestern (2)	.....W	50-47
	Purdue	.....L	50-52
1947	Notre Dame	.....W	53-49
1949	Marquette	.....W	67-63
1950	at Iowa	.....W	66-62
1951	at St. Louis	.....L	48-53
	Illinois	.....L	69-71
1954	at Tulane	.....L	55-57
	Illinois	.....L	64-70
1956	at Ohio State (2)	.....L	98-100
1957	South Dakota	.....L	56-58
1960	at Michigan	.....W	88-82
1961	at Portland	.....L	71-79
1963	at Michigan State	.....W	92-89
1964	vs. Princeton	.....L	87-90
	Indiana (2)	.....L	80-82
1965	Northwestern	.....W	93-87
1966	at Ohio State	.....L	81-87
1967	Cincinnati	.....L	70-77
	Ohio State	.....L	84-90
	at Iowa (3)	.....W	96-95
	Iowa	.....L	87-90
1971	Indiana (2)	.....W	94-87
1972	at Indiana	.....W	66-64
	Indiana	.....L	76-84
1973	at Marquette (2)	.....L	73-75
	at Michigan State	.....L	78-79
1974	at Marquette	.....L	48-49
	at Minnesota	.....L	63-64
1975	vs. Georgia	.....L	89-91
	at Michigan	.....L	74-75
	Iowa	.....W	86-85
1976	Ohio State	.....W	82-81
1977	Michigan State (3)	.....W	87-83
	at Ohio State	.....L	80-82
	Iowa (2)	.....L	93-94

Year	Opponent (#OT)	W/L	Score
1978	Northern Illinois	.....W	74-73
1979	Indiana	.....L	62-68
1980	vs. Nebraska	.....L	82-83
	at Minnesota	.....L	76-82
	Purdue	.....L	60-73
	Michigan	.....L	69-73
1981	UW-Green Bay (2)	.....W	68-66
	Minnesota	.....W	60-58
1984	Nebraska (2)	.....L	69-71
	Illinois	.....L	62-63
	at Northwestern	.....W	61-60
1987	Indiana (3)	.....L	85-86
1988	Michigan State (2)	.....W	78-72
1989	Indiana	.....L	58-61
	Michigan State	.....W	69-64
1990	at Marquette	.....W	63-58
	Iowa	.....W	73-69
1991	at Oregon	.....W	72-70
	at Butler (2)	.....L	88-94
	Michigan	.....L	68-69
	Michigan State (2)	.....W	84-78
	Bowling Green	.....W	87-79
1992	SE Missouri State	.....W	82-71
1993	Purdue (2)	.....L	87-90
1996	Temple	.....W	57-54
	Minnesota	.....W	73-65
1997	at Temple	.....W	64-57
1998	Toledo	.....W	73-68
	Illinois	.....L	47-53
1999	Ohio State	.....L	74-78
2001	vs. Maryland	.....W	78-75
	South Florida	.....W	63-61
	at Michigan State	.....L	59-69
2002	Temple (2)	.....L	67-70
	Ohio State	.....W	94-92
2004	at Maryland	.....L	67-73
	at Michigan State	.....W	68-64
2006	vs. E. Kentucky (2)	.....W	95-89
2007	Winthrop	.....W	82-79
2009	vs. Iona	.....W	60-58
	Minnesota	.....L	74-78
	at Iowa	.....L	69-73
	vs. Florida State	.....W	61-59
2010	at Green Bay	.....L	84-88
	Penn State	.....W	79-71
2011	at Michigan State	.....L	61-64
	at Iowa	.....W	62-59
2012	Michigan State	.....L	60-63
	at Minnesota	.....W	68-61
2013	Iowa (2)	.....W	70-66
	Michigan	.....W	65-62
	Minnesota	.....L	53-58

**Overtime Record:** 59-51-1 (.536)

**Double Overtime:** 6-8 (.429)

**Triple Overtime:** 2-1-1 (.625)

**Home:** 33-28-1 (.540)

**Away:** 22-22 (.500)

**Neutral:** 4-3 (.571)

**Most Frequent Opp.:** Indiana (11), 5-6 (.455)

# Comeback Wins

Since 1945, Wisconsin has recorded 40 victories in games in which it has erased a double-figure, second-half deficit.

Date	Opponent	Deficit (Time)	Final	Date	Opponent	Deficit (Time)	Final
2/8/47	Minnesota	12 (early 2nd)	60-51	1/3/96	Michigan	12 (19:50)	51-46
2/9/48	Michigan St.	10 (half)	51-39	1/24/96	Minnesota	11 (half)	73-65*
12/4/48	Marquette	18 (17:58)	67-63*	12/4/96	at Temple	10 (18:35)	64-57*
1/16/50	Minnesota	10 (15:15)	57-54	2/19/97	at Penn State	14 (16:10)	49-45
3/3/56	Northwestern	14 (19:52)	76-70	2/26/97	Iowa	11 (14:38)	49-48
12/12/59	Loyola (Ill.)	10 (18:24)	85-67	11/21/98	Virginia	10 (18:14)	66-56
2/8/64	Purdue	10 (13:53)	81-80	11/28/98	at Rhode Island	10 (10:47)	65-59
12/16/67	at Marquette	10 (18:18)	70-62	1/8/00	Illinois	15 (half & 18:47)	63-59
2/10/68	Indiana	10 (14:33)	95-83	2/23/00	at Iowa	13 (17:06)	54-45
2/3/70	at Illinois	12 (15:16)	66-65	3/5/00	Indiana	12 (10:43)	56-53
1/5/76	Ohio State	18 (half)	82-81*	1/12/02	at Michigan St.	10 (15:34)	64-63
<i>(OSU's biggest lead was 47-25 with 3:38 left in first half)</i>							
1/20/77	Northwestern	11 (16:37)	61-60	2/16/02	at Minnesota	13 (13:09)	67-62
1/13/79	Michigan	12 (half & 18:48)	77-66	3/22/03	vs. Tulsa	13 (3:36)	61-60
2/2/80	Ohio State	13 (13:47)	70-67	3/19/04	vs. Richmond	13 (13:16)	76-64
1/26/80	at Ohio State	11 (18:09)	72-71	2/9/05	Iowa	13 (12:44)	72-69
11/29/82	Toledo	17 (19:00)	79-71	3/16/07	vs. TAMU-CC	12 (half & 14:40)	76-63
12/1/84	Washington St.	10 (half)	61-59	3/20/09	vs. Florida State	12 (half & 19:18)	61-59*
1/4/89	Minnesota	14 (11:10)	75-67	1/24/10	Penn State	16 (10:41)	79-71*
2/16/91	at Iowa	13 (5:47)	56-55	2/12/11	Ohio State	15 (13:21)	71-67
1/23/93	at Michigan St.	12 (11:56)	67-66	11/24/12	vs. Arkansas	11 (half)	77-70
12/5/95	at Wright St.	12 (16:11)	94-91	<i>*overtime</i>			

## Badger Buzzer Beaters

Since 1945, Wisconsin has won 19 games featuring buzzer-beating baskets (last second or as time ran out). On 16 of those occasions the buzzer-beater won the game outright, while three others sent games into overtime.

Date	Opponent (Play description)	Score
12/4/48	Marquette (Dale Bowers FT with 0:00 left sent game into OT)	67-63*
2/13/50	at Iowa (Don Page made two FTs to send game into OT)	66-62*
2/24/79	at Northwestern (Claude Gregory 40-footer at buzzer)	72-70
3/3/79	Michigan State (Wes Matthews 50-footer at buzzer)	83-81
2/27/82	at Northwestern (Brad Sellers tip-in with 0:01 left)	61-60
1/22/90	Minnesota (Patrick Tompkins lay-in at buzzer)	77-75
11/24/90	at Oregon (Jay Peters 23-foot 3-pointer with 0:01 left in OT)	72-70*
2/16/91	at Iowa (Brian Good 3-pointer at buzzer)	56-55
3/6/96	Penn State (Sean Daugherty 16-footer at buzzer)	54-52
2/5/00	at Minnesota (Roy Boone 10-foot jumper)	66-64
3/5/03	Illinois (Devin Harris FT with 0:00.4 left)	60-59
3/22/03	vs. Tulsa (Freddie Owens 3-pointer with one second left)	61-60
3/1/05	Indiana (Alando Tucker put-back at buzzer)	62-60
3/12/05	vs. Iowa (Alando Tucker 3-pointer at buzzer)	59-56
12/15/05	vs. UNC-Wilmington (Kammron Taylor 3-pointer at buzzer)	54-51
12/1/08	at Virginia Tech (Trevon Hughes floater in the lane with 0:00.9 left)	74-72
2/23/11	at Michigan (freshman Josh Gasser banked in 3-pointer at buzzer)	53-52
2/9/13	Michigan (Ben Brust's halfcourt buzzer-beater to send game into OT)	65-62*
3/10/13	at Penn State (Traevon Jackson's 35-footer at buzzer)	63-60

*\*overtime*

# The Last Time

## Wisconsin Team

**UW ranked No. 1 in AP Top 25:** (2/19/07)

**UW ranked in AP Top 25:** 18th (3/18/13)

**UW ranked in ESPN/USA Today Coaches Poll:** 17th (3/18/13)

**Played AP No. 1-ranked opponent:** Lost at OSU, 93-65 (3/6/11)

**Defeated AP No. 1-ranked opponent:** Ohio State, 71-67 (2/12/11)

**Played AP No. 2-ranked opponent:** Win at IND, 64-59 (1/15/13)

**Defeated opponent ranked 3-10 by AP:** No. 3 Indiana, 68-56 (3/16/13)

**Defeated opponent ranked 11-25 by AP:** No. 13 Ohio State, 71-49 (2/17/13)

**Defeated AP Top 25 opponent on the road:** No. 2 Indiana, 64-59 (1/12/13)

## Scoring

**Scored 20 or more points:** 20, Ben Brust at Illinois (2/3/13)

**Scored 30 or more points:** 30, Rob Wilson vs. Indiana (3/9/12)

**Scored 40 or more points:** 42, Michael Finley at E. Michigan (12/10/94)

**Two or more Badgers scored 30 points, same game:** Joe Franklin (31) and Chuck Nagle (30) vs. Purdue (3/2/68) — only other time this happened in school history was Jack Brens (31) and Ken Siebel (31) vs. Utah (12/28/62)

**Two or more Badgers scored 20 points, same game:** Jordan Taylor (30) and Jon Leuer (20), vs. Michigan St. (2/6/11)

**Three or more Badgers scored 20 points, same game:** Jon Leuer (24), Josh Gasser (21), Jordan Taylor (20), vs. PVAMU (11/14/10)

**Scored 20 or more points in one half:** George Marshall (20 in 2nd) at Iowa (1/19/13)

**Scored 20 points/two straight games:** Jon Leuer (23 at Purdue, 2/16/11; 22 vs. Penn State, 2/20/11)

**Scored 20 points/three straight games:** Jordan Taylor (28 vs. Indiana, 1/20/11; 22 vs. Illinois, 1/15/11; 21 at Michigan State, 1/11/11; 20 vs. Michigan, 1/5/11)

**Scored 20 points/four straight games:** Jordan Taylor (28 vs. Indiana, 1/20/11; 22 vs. Illinois, 1/15/11; 21 at Michigan State, 1/11/11; 20 vs. Michigan, 1/5/11)

**Scored 30 points/two straight games:** Michael Finley (30 at Michigan, 1/29/94; 32 vs. Michigan State, 2/2/94)

**No Badger scored in double figures:** vs. Illinois (3/13/05)

**One Badger scored in double figures:** Sam Dekker (14) vs. Ole Miss (3/22/13)

**Four players scored in double figures:** Ryan Evans (16), Ben Brust (12), Sam Dekker (11), Jared Berggren (11) vs. Indiana (3/16/13)

**Five players scored in double figures:** Frank Kaminsky (16), Ryan Evans (14), Mike Bruesewitz (13), Sam Dekker (12), Jared Berggren (10) vs. Samford (12/29/12)

**Six players scored in double figures:** Jeremy Hall (19), Sean Mason (18), Sam Okey (17), Sean Daugherty (13), Hennssy Auriantal (11) and Osita Nwachukwu (11) vs. Eastern Illinois (12/28/95)

**UW Scored 70 or more points:** 77 vs. NEB (2/26/13)

**UW Scored 80 or more points:** 87 vs. Samford (12/29/12)

**UW Scored 90 or more points:** 99 vs. P.V. A&M (11/14/10)

**UW Scored 100 or more points:** 105 vs. E. ILL (12/28/95)

## Field Goal Shooting

**Shot 90 percent or better (min. 10 att.):** .900 (9-10), Carlton McGee vs. Michigan (2/26/92)

**UW shot 50 percent or better:** .510, vs. Indiana (3/16/13)

**UW shot 60 percent or better:** .620 vs. North Dakota (11/16/10)

**UW shot 70 percent or better:** .744 vs. Army (12/30/79)

**UW made 30 or more field goals:** 32, vs. SE Louisiana (11/11/12)

**UW made 40 or more field goals:** 42 vs. Iowa (3/9/94)

**UW made 50 or more field goals:** Has not happened

**UW attempted 60 or more field goals:** 71, vs. Iowa (2/6/13)

**UW attempted 70 or more field goals:** 71, vs. Iowa (2/6/13)

**UW attempted 80 or more field goals:** 83 vs. North-western (1/28/95)

**UW attempted 100 or more field goals:** 102 vs. S. Dakota (12/9/72)

## 3-Point Field Goal Shooting

**Made 5 or more 3-point field goals:** 6, Ben Brust vs. Presbyterian (11/20/12)

**UW shot 40 percent or better (min. 8 att.):** .480, vs. Nebraska (2/26/13)

**UW shot 50 percent or better (min. 8 att.):** .545, vs. Samford (12/29/12)

**UW shot 60 percent or better (min. 8 att.):** .600 vs. Kennesaw St. (11/12/11)

**UW shot 70 percent or better (min. 8 att.):** .727 at Indiana (2/25/10)

**UW shot 80 percent or better (min. 8 att.):** .889 vs. North Dakota St. (12/10/86)

**UW shot 90 percent or better (min. 8 att.):** .900 at Illinois (1/25/97)

**UW made 10 or more 3-point field goals:** 10, vs. Illinois (1/12/13)

**UW made 15 or more 3-point field goals:** 16, vs. Presbyterian (11/20/12)

**UW attempted 20 or more 3-point field goals:** 21, vs. Michigan (3/15/13)

**UW attempted 30 or more 3-point field goals:** 30, vs. Ole Miss (3/22/13)

**UW attempted 40 or more 3-point field goals:** 40 vs. Temple (12/3/01)

## Double-Double / Triple-Double

**Had a triple-double:** Josh Gasser (10 pts., 12 reb., 10 ast.) at Northwestern (1/23/11)

**Had a double-double (Pts./Ast.):** Jordan Taylor (15 pts., 10 ast.) vs. Green Bay (12/7/11)

**Had a double-double (Pts./Reb.):** Jared Berggren (12-10) at Penn State (3/10/13)

## Free Throw Shooting

**Perfect at the FT line (min. 10 att.):** 10-10, Jordan Taylor at Indiana (3/3/11)

**UW shot 80 percent or better (min. 12 att.):** .800, at Penn State (3/10/13)

**UW shot 90 percent or better (min. 12 att.):** .929, vs. Cornell (11/18/12)

**UW shot 100 percent (min. 12 att.):** 14-14, at Michigan State (2/16/12)

**UW made 20 or more free throws:** 25, vs. ARK (11/24/12)

**UW made 30 or more free throws:** 31 vs. Mississippi Valley St. (12/23/11)

**UW made 40 or more free throws:** 40 vs. Minnesota (1/12/53)

**UW attempted 30 or more free throws:** 42, at Illinois (2/3/13)

**UW attempted 40 or more free throws:** 42, at Illinois (2/3/13)

**UW attempted 50 or more free throws:** 50 at Indiana (2/12/62)

**UW attempted 60 or more free throws:** 61 at Michigan (2/21/53)

## Rebounds

**Had 10 or more rebounds:** 10, Jared Berggren at Penn State (3/10/13)

**Had 15 or more rebounds:** 15, Ryan Evans at NEB (1/6/13)

**Had 20 or more rebounds:** 25, Joe Chernelich vs. St. Mary's (12/2/76)

**Had 30 or more rebounds:** 30, Paul Morrow vs. Purdue (1/3/53)

**Had 10 or more rebounds in consecutive games:** Ben Brust (12 vs. Cornell, 11/18/12; 12 vs. PC, 11/20/12)

**UW had 40 or more rebounds:** 40, vs. Ole Miss (3/22/13)

**UW had 50 or more rebounds:** 51 vs. Prairie View A&M (11/14/10)

## Assists

**Had 10 or more assists:** 10, Jordan Taylor vs. Green Bay (12/7/11)

**Had 15 or more assists:** Has not happened

**UW had 20 or more assists:** 21, vs. Samford (12/29/12)

**UW had 30 or more assists:** 30 vs. Iowa (3/9/94)

## Blocked Shots

**Had 5 or more blocked shots:** 7, Jared Berggren vs. Iowa (2/6/13)

**Had 10 or more blocked shots:** Has not happened

**UW had 10 or more blocked shots:** 10, vs. Indiana (3/16/13)

**UW had 15 or more blocked shots:** Has not happened

## Steals

**Had 5 or more steals:** 6, Joe Krabbenhoft vs. Ohio St. (2/14/09)

**Had 10 or more steals:** 10, Mike Kelley vs. Texas (12/7/99)

**UW had 10 or more steals:** 16, vs. California (12/2/12)

**UW had 15 or more steals:** 16, (2x) MR vs. California (12/2/12)

## Turnovers

**UW had 1 or fewer turnovers:** 1, vs. Michigan St. (2/28/08)

**UW had 5 or fewer turnovers:** 4, vs. Penn State (01/03/13)

## Overtime

**Won a game in overtime:** vs. Michigan (65-62), 2/9/13

**Lost a game in overtime:** at Minnesota (53-58), 2/14/13

**Played a 2-overtime game:** vs. Iowa (74-70), 2/6/13

**Played a 3-overtime game:** vs. Indiana (85-86), 2/16/87

## Miscellaneous

**Hit a buzzer beater:** at Penn State, 3/10/13 (Traevon Jackson nails 25-foot 3-pointer, UW wins 63-60)

**Won after trailing by at least 10 points in second half:** 15 vs. Ohio State, 2/12/11 (down 47-32, 13:21 remaining - won 71-67)

**Won after trailing by at least 15 points in second half:** 15 vs. Ohio State, 2/12/11 (down 47-32, 13:21 remaining - won 71-67)

**UW scored 10 straight points or more:** 10-0 (1st half), vs. Indiana (3/16/13)

**UW scored 15 straight points or more:** 18-0 (1st half), vs. Ohio State (2/17/13)

**UW held opponent scoreless for 5:00 or longer:** 5:50 (20:00 to 14:10), vs. Nebraska (2/26/13)

**UW held opponent scoreless for 8:00 or longer:** 9:51 (9:51 to 0:00), vs. Wofford (11/19/11)

# Team Records



# Single Season

## MOST GAMES

- 36 in 1999-00  
36 in 2006-07  
36 in 2007-08  
36 in 2011-12
  - 35 in 2012-13
  - 34 in 2004-05
- Big Ten: 18, many times*

## MOST WINS

- 31 in 2007-08
  - 30 in 2006-07
  - 26 in 2011-12
  - 25 in 2003-04  
25 in 2004-05  
25 in 2010-11
- Big Ten: 16 in 2007-08*

## HIGHEST WINNING PERCENTAGE

- 1.000 (15-0 in 1911-12)  
1.000 (15-0 in 1913-14)
  - .952 (20-1 in 1915-16)
  - .933 (14-1 in 1912-13)
  - .882 (15-2 in 1928-29)  
.882 (15-2 in 1929-30)
- Big Ten: 1.000 (12-0 in 1912 and 1914)*

## POINTS

- 2,527 in 2006-07
  - 2,421 in 2007-08
  - 2,310 in 2010-11
  - 2,304 in 2011-12
  - 2,290 in 2004-05
- Big Ten: 1,338 in 1976*

## SCORING AVERAGE

- 86.3 in 1970-71
  - 84.7 in 1961-62
  - 81.9 in 1963-64
  - 81.8 in 1966-67
  - 80.1 in 1967-68
- Big Ten: 84.1 in 1971*

## SCORING DEFENSE

- 52.6 in 1949-50
  - 53.0 in 1946-47
  - 53.2 in 2011-12
  - 53.4 in 1947-48
  - 54.4 in 2007-08
- Big Ten: 51.4 in 1949*

## FIELD GOALS

- 867 in 2006-07
  - 841 in 2007-08
  - 823 in 2012-13
  - 816 in 1993-94
  - 814 in 1985-86
- Big Ten: 535 in 1976*

## FIELD GOAL ATTEMPTS

- 1,959 in 2012-13
  - 1,915 in 1963-64
  - 1,886 in 2006-07
  - 1,875 in 2011-12
  - 1,872 in 2007-08
- Big Ten: 1,258 in 1976*

## FIELD GOAL PERCENTAGE

- .503 (743-1476) in 1990-91
  - .501 (774-1546) in 1988-89
  - .488 (803-1646) in 1984-85
  - .483 (814-1686) in 1985-86
  - .479 (813-1696) in 1986-87
- Big Ten: .486 (417-858) in 1991*

## FIELD GOAL PERCENTAGE DEFENSE

- .248 in 1946-47
  - .276 in 1949-50
  - .277 in 1947-48
  - .291 in 1950-51
  - .300 in 1952-53
- Big Ten: .242 in 1947*

## 3-POINT FIELD GOALS

- 285 in 2011-12
  - 278 in 2010-11
  - 259 in 2012-13
  - 250 in 2004-05
  - 246 in 2009-10
- Big Ten: 148 in 2011*

## 3-POINT FIELD GOALS ATTEMPTS

- 784 in 2012-13
  - 775 in 2011-12
  - 744 in 2010-11
  - 690 in 2009-10
  - 640 in 2004-05
- Big Ten: 407 in 2010*

## 3-POINT FIELD GOAL PERCENTAGE

- .448 (146-326) in 1988-89
  - .447 (160-358) in 1986-87
  - .432 (126-292) in 1987-88
  - .426 (179-420) in 1991-92
  - .413 (186-450) in 1990-91
- Big Ten: .452 (85-188) in 1988*

**3-POINT FIELD GOAL PERCENTAGE DEFENSE**

1. .289 (136-470) in 2012-13
2. .294 (129-439) in 2011-12
3. .299 (172-575) in 2004-05
4. .313 (194-620) in 2007-08
5. .314 (128-408) in 1996-97

*Big Ten: Under Research*

**FREE THROWS**

1. 583 in 2006-07
2. 527 in 2007-08
3. 495 in 1954-55
4. 492 in 2003-04
5. 486 in 1953-54

*Big Ten: 345 in 1955*

**FREE THROW ATTEMPTS**

1. 848 in 2006-07
2. 747 in 2007-08
3. 717 in 1952-53
4. 695 in 1953-54
5. 693 in 1954-55

*Big Ten: 479 in 1955*

**FREE THROW PERCENTAGE**

1. .818 (436-533) in 2010-11
2. .758 (413-545) in 1983-84
3. .743 (361-496) in 1984-85
4. .740 (413-558) in 1998-99
5. .739 (425-575) in 2011-12

*Big Ten: .851 (235-276) in 2011*

**REBOUNDS**

1. 1,292 in 2007-08
2. 1,287 in 2012-13
3. 1,268 in 1970-71
4. 1,258 in 2006-07
5. 1,245 in 1972-73

*Big Ten: 776 in 1976*

**OFFENSIVE REBOUNDS**

1. 419 in 2007-08
2. 406 in 2012-13
3. 404 in 2006-07
4. 400 in 2005-06
5. 362 in 1995-96

*Big Ten: 193 in 2013*

**REBOUND AVERAGE**

1. 52.8 in 1970-71
2. 51.9 in 1972-73
3. 50.3 in 1966-67
4. 50.0 in 1950-51
5. 49.8 in 1962-63

*Big Ten: 51.6 in 1971*

**OPPONENTS REBOUNDING AVERAGE**

1. 28.5 in 2008-09
- 28.5 in 2010-11
3. 29.5 in 1988-89
4. 29.6 in 2000-01
5. 29.8 in 1990-91

*Big Ten: 27.9 in 2009*

**ASSISTS**

1. 506 in 1986-87
2. 494 in 2006-07
3. 478 in 1999-00
4. 472 in 1993-94
5. 469 in 1990-91

*Big Ten: 281 in 1987*

**FEWEST TURNOVERS**

1. 258 in 2010-11
2. 289 in 2009-10
3. 320 in 2003-04
- 320 in 2011-12
5. 330 in 2008-09

*Big Ten: 115 in 2011*

**FEWEST TURNOVERS PER GAME**

1. 7.6 in 2010-11
2. 8.8 in 2009-10
3. 8.9 in 2011-12
4. 9.8 in 2012-13
5. 10.0 in 2003-04
- 10.0 in 2008-09

*Big Ten: 5.1 in 2013*

**ASSIST-TO-TURNOVER RATIO**

1. 1.71 in 2010-11
2. 1.43 in 2009-10
3. 1.36 in 2012-13
4. 1.34 in 2011-12
5. 1.33 in 2003-04

*Big Ten: 1.20 in 2013*

**BLOCKED SHOTS**

1. 153 in 2012-13
- 153 in 1991-92
3. 135 in 1993-94
4. 126 in 2011-12
5. 120 in 2007-08

*Big Ten: 79 in 1994*

**STEALS**

1. 236 in 1999-00
2. 224 in 1998-99
3. 221 in 2002-03
- 221 in 2007-08
5. 220 in 1988-89
- 220 in 2003-04

*Big Ten: 140 in 1993*

(NOTE: single-season team records in conference games only are listed in italics)

# Single Game

## POINTS

- 120 vs. SMU (120-82), 12/9/67
- 115 vs. Gonzaga (115-71), 12/17/63  
115 vs. Miss. Valley State (115-79), 12/23/93
- 114 vs. Mich. Tech (114-70), 12/5/70
- 113 vs. Iowa (113-87), 2/9/74  
*Big Ten: 113 vs. Iowa, 2/9/74*

## SCORING DEFENSE

- 29 vs. Michigan St. (35-29), 2/24/51  
29 vs. Loyola-Chic. (66-29), 11/14/98
- 30 vs. Brown (52-30), 12/7/96
- 31 vs. Kennesaw State (85-31), 11/12/11  
31 vs. UMKC (77-31), 11/22/11  
*Big Ten: 29 vs. Mich. St. (35-29), 2/24/51*

## FIELD GOALS

- 48 vs. Gonzaga, 12/17/63  
48 vs. Southern Methodist, 12/9/67
- 44 at LSU, 12/18/54  
44 vs. West Virginia, 12/18/65  
44 vs. Illinois, 3/11/67  
44 vs. Eastern Illinois, 12/1/70  
*Big Ten: 44 vs. Illinois, 3/11/67*

## FIELD GOAL ATTEMPTS

- 113 at Michigan State, 1/6/64
- 111 vs. Michigan Tech, 12/5/70
- 102 vs. South Dakota, 12/9/72
- 99 vs. Northern Michigan, 12/11/71
- 97 vs. West Virginia, 12/18/65  
*Big Ten: 113 at Michigan State, 1/6/64*

## FIELD GOAL PERCENTAGE

- .744 (32-43) vs. Army, 12/30/79
- .687 (33-48) vs. Northern Illinois, 12/22/84
- .667 (32-48) at New Mexico, 12/29/84
- .649 (24-37) at Minnesota, 1/3/87
- .648 (35-54) vs. Eastern Illinois, 12/28/95  
*Big Ten: .649 (24-37) at Minnesota, 1/3/87*

## FIELD GOAL PERCENTAGE DEFENSE

- .183 vs. Missouri, 12/9/48  
.183 vs. Creighton, 1/8/49
- .184 vs. Purdue, 1/19/48  
.184 vs. Indiana, 1/15/49  
.184 vs. Brown, 12/7/96  
*Big Ten: .184 vs. Purdue, 1/19/48 and  
.184 vs. Indiana, 1/15/49*

## 3-POINT FIELD GOALS

- 17 vs. Coppin State, 12/23/10
- 16 vs. Presbyterian, 11/20/12
- 15 vs. Alcorn State, 12/29/92  
15 vs. Missouri, 3/19/94  
15 vs. Kennesaw State, 11/12/11
- 14 vs. Texas-Arlington, 12/22/90  
14 vs. Michigan State, 2/2/94  
14 at Temple, 12/14/00  
14 at Purdue, 1/5/05  
*Big Ten: 14, vs. Michigan State, 2/2/94 and  
at Purdue, 1/5/05*

## 3-POINT FIELD GOAL ATTEMPTS

- 40 vs. Temple, 12/3/01
- 37 vs. Missouri, 3/19/94  
37 vs. Presbyterian, 11/20/12
- 35 at Eastern Michigan, 12/10/94
- 34 vs. Penn State, 1/25/06
- 33 vs. Penn State, 1/24/10  
*Big Ten: 34 vs. Penn State, 1/25/06*

## 3-POINT FIELD GOAL PERCENTAGE

- (min. 8 attempts)
- .900 (9-10) at Illinois, 1/25/97
  - .889 (8-9) vs. North Dakota St., 12/10/86
  - .778 (7-9) at Iowa, 2/10/90  
.778 (7-9) vs. Indiana, 3/3/90
  - .750 (9-12) vs. Denver, 12/14/88  
.750 (6-8) vs. Gonzaga, 12/1/89  
*Big Ten: .900 (9-10) at Illinois, 1/25/97*

## FREE THROWS

- 41 at Illinois, 1/1/55
- 40 vs. Minnesota, 1/12/53
- 37 at Michigan, 2/21/53
- 36 vs. Sam Houston State, 12/13/92  
36 vs. Ohio State, 2/6/02  
*Big Ten: 41 at Illinois, 1/1/55*

## FREE THROW ATTEMPTS

- 61 at Michigan, 2/21/53
- 54 at Illinois, 1/1/55
- 50 at Indiana, 2/12/62
- 48 vs. Minnesota, 1/12/53  
48 vs. Michigan State, 3/9/53  
48 vs. Sam Houston State, 12/13/92  
*Big Ten: 61 at Michigan, 2/21/53*



**FREE THROW PERCENTAGE***(min. 12 attempts)*

1. 1.000 (22-22) vs. Purdue, 2/7/76  
1.000 (14-14) at Michigan State, 2/16/12  
1.000 (13-13) at Loyola, 12/12/87  
1.000 (12-12) vs. Southern Illinois, 12/3/83  
1.000 (12-12) vs. Marquette, 12/4/90

*Big Ten: 1.000 (22-22) vs. Purdue, 2/7/76***REBOUNDS**

1. 79 vs. Michigan Tech, 12/5/70
2. 76 vs. South Dakota, 12/9/72
3. 74 vs. Washington (Mo.), 12/11/61  
74 vs. Iowa, 2/6/71
5. 73 vs. Gonzaga, 12/17/63

*Big Ten: 74 vs. Iowa, 2/6/71***ASSISTS**

1. 33 vs. Northwestern, 3/7/53
2. 31 vs. South Dakota, 12/6/84  
31 at Louisiana State, 12/18/54
4. 30 vs. Iowa, 3/9/94
5. 29 vs. Mississippi Valley State, 12/23/93

*Big Ten: 33 vs. Northwestern, 3/7/53***FEWEST TURNOVERS**

1. 1 vs. Michigan State, 2/28/08
2. 2 vs. Penn State, 3/3/93  
2 vs. Minnesota, 12/28/10
3. 3 vs. Boston College, 11/26/10  
3 at Illinois, 1/2/11  
3 at Northwestern, 1/23/11

*Big Ten: 1 vs. Michigan State, 2/28/08***BLOCKED SHOTS**

1. 12 vs. Northwestern, 3/9/00
2. 11 vs. Rollins, 12/1/73  
11 vs. Ferris State, 11/28/88  
11 vs. Texas-Arlington, 12/22/90  
11 at Portland, 11/30/91  
11 vs. IPFW, 11/15/09

*Big Ten: 12 vs. Northwestern, 3/9/00\****STEALS**

1. 17 vs. Michigan State, 1/7/88
2. 16 vs. Denver, 12/14/88  
16 vs. New Hampshire, 12/11/02  
16 vs. Arkansas, 11/25/12  
16 vs. California, 12/2/12

6. 15, five times: MR

*Big Ten: 17 vs. Michigan State, 1/7/88**(NOTE: single-game team records in conference games only are listed in italics after each statistical category)**\*Big Ten Tournament game*

# Single Half

**POINTS**

1. 67 vs. Iowa, 1/25/88 (2nd)
2. 65 vs. Gonzaga, 12/17/63 (2nd)  
65 vs. Cleveland St., 12/22/79 (2nd)
4. 63 vs. SMU, 12/9/67 (1st)  
63 vs. Mississippi Valley State, 12/23/93 (2nd)

*Big Ten: 67 vs. Iowa, 1/25/88 (2nd)***SCORING DEFENSE**

1. 8 vs. Pittsburgh, 12/12/47 (1st)  
8 vs. Kennesaw State, 11/12/11 (1st)
3. 10 at Marquette, 12/31/48 (1st)  
10 at Marquette, 12/23/98 (1st)  
10 vs. Manhattan, 11/25/10 (1st)

*Big Ten: 11 vs. Michigan St., 2/9/48 (2nd)***FIELD GOALS**

1. 28 vs. Georgia, 12/17/63 (2nd)
2. 27 vs. Iowa, 1/25/88 (2nd)
3. 26 vs. So. Methodist, 12/9/67 (1st)
4. 25 vs. Indiana, 2/25/63 (1st)  
25 vs. West Virginia, 12/18/65 (1st)  
25 vs. Purdue, 3/2/68 (2nd)

*Big Ten: 27 vs. Iowa, 1/25/88 (2nd)***FIELD GOAL ATTEMPTS**

1. 58 at Michigan State, 1/6/64 (2nd)
2. 57 vs. Michigan Tech, 12/5/70 (2nd)
3. 56 vs. Ohio State, 2/29/70 (2nd)  
56 vs. SIU-Edwardsville, 12/2/72 (2nd)
5. 55 at Michigan State, 1/6/64 (1st)

*Big Ten: 58 at Michigan St., 1/6/64 (2nd)***FIELD GOAL PERCENTAGE**

1. .778 (14-18) vs. BGSU, 3/13/91 (2nd)
2. .773 (17-22) vs. Northern Illinois, 12/18/84 (2nd)
3. .762 (16-21) vs. Northwestern, 1/30/88 (1st)
4. .760 (19-25) vs. Army, 12/30/79 (2nd)
5. .750 (15-20), 3 times:

MR vs. Northwestern, 2/21/10 (1st)

*Big Ten: .762 (16-21) vs. Northwestern, 1/30/88 (1st)***FIELD GOAL PCT. DEFENSE**

1. .118 vs. Brown, 12/7/96 (2nd)
2. .125 at Minnesota, 1/10/06 (1st)
3. .129 vs. UMKC (11/22/11) (2nd)
4. .130 vs. Kennesaw State, 11/12/11 (1st)
5. .136 at Marquette, 12/23/98 (1st)

*Big Ten: .125 at Minnesota, 1/10/06 (1st)***3-POINT FIELD GOALS**

1. 11 at E. Michigan, 12/10/94 (2nd)  
11 vs. Coppin State, 12/23/10 (1st)
3. 10 vs. Michigan, 12/16/00 (1st)  
10 vs. Presbyterian (11/20/12)
5. 9, nine times; MR vs. Syracuse, 3/22/12 (2nd)

*Big Ten: 10 vs. Michigan, 12/16/00*

**3-POINT FIELD GOAL ATTEMPTS**

1. 24 at E. Michigan, 12/10/94 (2nd)
  2. 22 vs. Missouri, 3/19/94 (2nd)  
22 vs. Coppin State, 12/23/10 (1st)
  4. 20 at Illinois, 1/2/11 (2nd)  
20 vs. Presbyterian, 11/20/12 (1st)
  6. 19 at Minnesota, 2/18/10 (2nd)
- Big Ten: 20 at Illinois, 1/2/11 (2nd)*

**3-POINT FIELD GOAL PERCENTAGE** (min. 5 att.)

1. 1.000 (6-6) vs. North Dakota State, 12/10/86 (1st)  
1.000 (5-5) at Wright St., 12/5/95 (2nd)  
1.000 (6-6) at Illinois, 1/25/97 (1st)  
1.000 (10-10) vs. Mich., 2/16/00 (1st)
  5. .857 (6-7) at Iowa, 2/10/90 (1st)  
.857 (6-7) vs. Gardner-Webb, 12/27/06 (2nd)
- Big Ten: 1.000 (10-10) vs. Michigan, 2/16/00 (1st)*

**FREE THROWS**

1. 31 at St. Bonaventure, 12/14/96 (2nd)
  2. 27 vs. Ohio State, 3/4/89 (2nd)
  3. 26 vs. Marquette, 2/19/90 (2nd)  
26 vs. Illinois, 1/15/11 (2nd)
  5. 23 vs. Washington State, 12/1/84 (2nd)
- Big Ten: 27 vs. Ohio State, 3/4/89 (2nd)*

**FREE THROW ATTEMPTS**

1. 42 at St. Bonaventure, 12/14/96 (2nd)
  2. 36 vs. Ohio State, 3/4/89 (2nd)
  3. 35 vs. Minnesota, 1/7/91 (2nd)
  4. 33 vs. Marquette, 2/19/90 (2nd)
  5. 31 at Indiana, 2/12/62 (2nd)  
31 at Illinois, 2/3/13 (2nd)
- Big Ten: 36 vs. Ohio State, 3/4/89 (2nd)*

**FREE THROW PERCENTAGE** (min. 12 att.)

1. 1.000 (15-15) vs. Purdue, 2/7/76 (2nd)  
1.000 (13-13) vs. Florida, 12/20/67 (2nd)  
1.000 (13-13) at Ohio State, 1/7/89 (2nd)  
1.000 (13-13) vs. Purdue, 2/2/92 (1st)  
1.000 (12-12) vs. Pittsburgh, 12/30/86 (2nd)  
1.000 (12-12) at Marquette, 12/4/90 (2nd)
- Big Ten: 1.000 (15-15) vs. Purdue, 2/7/76 (2nd)*

**REBOUNDS**

1. 46 vs. Gonzaga, 12/17/63 (2nd)  
46 vs. Michigan Tech, 12/1/71 (2nd)
  3. 45 vs. South Dakota State, 12/9/72 (1st)
  4. 43 at Michigan State, 1/6/64 (1st)
  5. 40 vs. Boston College, 12/18/64 (1st)  
40 vs. Michigan Tech, 12/5/70 (1st)  
40 vs. DePauw, 12/15/73 (1st)
- Big Ten: 43 at Michigan State, 1/6/64 (1st)*

**ASSISTS**

1. 17 vs. Iowa State, 12/7/74 (1st)  
17 vs. UT-Arlington, 12/22/90 (2nd)  
17 vs. Alcorn State, 12/29/92 (1st)  
17 vs. Mississippi Valley State, 12/23/93 (2nd)
  5. 16 vs. LSU, 12/18/54 (1st)  
16 vs. Iowa, 1/25/88 (2nd)
- Big Ten: 16 vs. Iowa, 1/25/88 (2nd)*

# Wisconsin's 100-point Games

- |      |                                       |
|------|---------------------------------------|
| 120  | Southern Methodist (82), 12/9/67      |
| 115  | Mississippi Valley St. (79), 12/23/93 |
| 115  | Gonzaga (71), 12/17/63                |
| 114  | Michigan Tech (70), 12/5/70           |
| 113  | Iowa (87), 2/9/74                     |
| 110  | Alcorn State (81), 12/29/92           |
| 110  | Northwestern (94), 2/21/67            |
| 108  | Detroit Mercy (86), 12/23/92          |
| 107  | Michigan Tech (74), 12/1/71           |
| 107  | Louisiana State (68), 12/18/54        |
| 106  | UW-Milwaukee (84), 11/27/93           |
| 105  | Eastern Illinois (70), 12/28/95       |
| 105  | Texas-Arlington (74), 12/22/90        |
| 105  | DePauw (63), 11/29/75                 |
| 105  | at Indiana (94), 2/12/62              |
| 105  | vs. Dayton (93), 12/28/61             |
| 104  | vs. Chaminade (66), 11/22/95          |
| 104  | Cal. State-L.A. (88), 11/27/85        |
| 104  | Northern Michigan (65), 12/11/71      |
| 104  | Purdue (84), 3/2/68                   |
| 104  | vs. Arizona (77), 12/30/66            |
| 104  | vs. Georgia Tech (84), 12/28/63       |
| 103  | Cleveland State (78), 12/22/79        |
| 103  | Grambling (83), 12/29/93              |
| 103  | at Loyola Marymount (67), 12/4/93     |
| 103  | Michigan State (96), 2/22/75          |
| 103  | Illinois (101), 2/19/62               |
| 102  | Eastern Illinois (84), 12/1/70        |
| 102  | Illinois (92), 3/11/67                |
| 102* | at Michigan (120), 2/12/66            |
| 102  | Indiana (96), 2/25/63                 |
| 102  | North Dakota State (50), 1/23/62      |
| 101  | Northwestern (87), 2/3/93             |
| 101  | Charleston Southern (72), 12/14/92    |
| 101  | Illinois (75), 1/19/74                |
| 101  | Michigan State (74), 2/29/72          |
| 100  | Florida A&M (56), 11/26/83            |
| 100  | SIU-Edwardsville (74), 12/2/72        |
| 100* | at Iowa (119), 2/10/70                |

\*losses

### FEWEST TURNOVERS

- 0 vs. Indiana, 1/4/97 (2nd)  
0 vs. Michigan State, 2/28/08 (2nd)  
0 at Illinois, 1/2/11 (2nd)  
0 vs. Kansas State, 3/19/11 (2nd)
  - 1, Many times; MR vs. Penn State, 1/13/13 (1st)
- Big Ten: 0 vs. Indiana, 1/4/97 (2nd) and vs. Michigan State, 2/28/08 (2nd)*

### BLOCKED SHOTS

- 7 vs. Rollins College, 12/1/73 (1st)  
7 vs. San Francisco State, 11/29/90 (2nd)  
7 vs. UT-Arlington, 12/22/90 (1st)  
7 at Illinois, 1/22/92 (1st)  
7 vs. San Diego, 11/23/08 (1st)  
7 vs. IPFW, 11/15/09 (1st)
- Big Ten: 7 at Illinois, 1/22/92 (1st)*

### STEALS

- 11 vs. Denver, 12/14/88 (2nd)
  - 10 at Purdue, 1/30/82 (2nd)  
10 vs. Michigan State, 1/7/88 (1st)  
10 vs. Minnesota, 1/22/00 (1st)
  - 9, 6 times; MR vs. UNH, 12/11/02 (2nd)
- Big Ten: 10, three times; MR vs. Minnesota, 1/22/00 (1st)*

## Scoring Margins

### BIGGEST WINS

- Gardner-Webb (98-40), 12/27/06
  - Denver (89-34), 12/14/88
  - Kennesaw State (85-31), 11/12/11
  - Southern (92-39), 11/19/06
  - North Dakota State (102-50), 1/23/62
  - Morgan State (94-42), 12/23/79
- Big Ten: 42 vs. Indiana (51-9), 2/3/11 and at Indiana (57-15), 1/12/14*

### BIGGEST HOME WINS

- Gardner-Webb (98-40), 12/27/06
  - Denver (89-34), 12/14/88
  - Kennesaw State (85-31), 11/12/11
  - Southern (92-39), 11/19/06
  - North Dakota State (102-50), 1/23/62
  - Morgan State (94-42), 12/23/79
- Big Ten: 42 vs. Indiana (51-9), 2/3/11*

### BIGGEST ROAD WINS

- at Chaminade (104-66), 11/22/95
  - vs. Nebraska (78-41), 11/22/98
  - at Loyola Marymount (103-67), 12/4/93
  - vs. Navy (93-58), 12/29/91
  - at Chicago (54-20), 2/9/42
- Big Ten: 42 vs. Indiana (57-14), 1/12/14*

### BIGGEST DEFEATS

- at Indiana (61-114), 1/3/76  
at Iowa (48-101), 2/10/86
  - Michigan (59-103), 2/22/64  
at UCLA (56-100), 12/28/66
  - at Rice (37-78), 12/6/58  
at UCLA (53-94), 11/25/72
- Big Ten: 53 at Iowa (48-101), 2/10/86*

### BIGGEST HOME DEFEATS

- Michigan (59-103), 2/22/64
  - Ohio State (69-106), 2/8/60
  - Purdue (42-75), 2/7/96
  - Ohio State (68-100), 1/30/61
  - Michigan State (57-88), 2/25/59
  - Minnesota (78-109), 2/12/94
- Big Ten: 44 vs. Michigan (59-103), 2/22/64*

### BIGGEST ROAD DEFEATS

- at Indiana (61-114), 1/3/76  
at Iowa (48-101), 2/10/86
  - at UCLA (56-100), 12/28/66
  - at Rice (37-78), 12/6/58  
at UCLA (53-94), 11/25/72
- Big Ten: 53 at Iowa (48-101), 2/10/86*

## UW's Best Starts

### UNBEATEN

- 6-0: 16 times, last in 2011-12
- 7-0: 13 times, last in 1993-94
- 8-0: 10 times, last in 1993-94
- 9-0: 7 times, last in 1993-94
- 10-0: 5 times, last in 1993-94
- 11-0: 5 times, last in 1993-94
- 12-0: 4 times, last in 1915-16
- 13-0: 3 times, last in 1913-14
- 14-0: 3 times, last in 1913-14
- 15-0: 2 times, last in 1913-14

*UW has never been unbeaten with more than 15 wins.*

### ONE LOSS

- 6-1: 29 times, last in 2011-12
- 7-1: 18 times, last in 2006-07
- 8-1: 16 times, last in 2006-07
- 9-1: 15 times, last in 2006-07
- 10-1: 7 times, last in 2006-07
- 11-1: 6 times, last in 2006-07
- 12-1: 7 times, last in 2006-07
- 13-1: 3 times, last in 2006-07
- 14-1: 4 times, last in 2006-07
- 15-1: twice, in 1915-16 and 2006-07
- 16-1: twice, in 1915-16 and 2006-07
- 17-1: twice, in 1915-16 and 2006-07
- 18-1: twice, in 1915-16 and 2006-07
- 19-1: twice, in 1915-16 and 2006-07
- 20-1: twice, in 1915-16 and 2006-07
- 21-1: once, in 2006-07

# All-Time Badger Winning Streaks

## OVERALL

No.	Began	Opponent	Score	Ended	Opponent	Score
29	12/9/11	BELOIT	31-18	3/7/13	@ Chicago	10-23
24	12/13/13	KNOX	48-15	1/23/15	CHICAGO	19-24
19	1/11/41	IOWA	49-35	12/31/41	vs. Dartmouth	49-57
17	11/26/06	vs. Auburn	77-63	1/31/07	@ Indiana	66-71
16	1/29/16	@ Chicago	29-18	1/13/17	@ Minnesota	25-33

## SINGLE SEASON

No.	Began	Opponent	Score	Ended	Opponent	Score
17	11/26/06	vs. Auburn	77-63	1/31/07	@ Indiana	66-71
15	12/9/11	BELOIT	31-18	3/16/12	@ Indiana	32-21
15	12/13/13	KNOX	48-15	3/10/14	@ Purdue	27-13
15	1/11/41	IOWA	49-35	3/29/41	vs. Wash. State	39-34
14	12/7/12	RIPON	40-13	3/7/13	@ Chicago	10-23

## HOME GAMES (OVERALL)

No.	Began	Opponent	Score	Ended	Opponent	Score
38	12/7/02	UNLV	91-74	1/25/05	ILLINOIS	65-75
33	3/8/11	NORTHWESTERN	23-11	1/23/15	CHICAGO	19-24
24	1/14/29	INDIANA	24-20	2/14/31	MINNESOTA	15-42
23	2/13/10	INDIANA	83-55	12/3/11	MARQUETTE	54-61
22	2/8/06	INDIANA	72-54	12/8/07	MARQUETTE	76-81
18	2/27/09	PURDUE	29-6	3/1/11	MINNESOTA	13-21
18	2/19/15	PURDUE	26-21	1/26/17	CHICAGO	13-21
18	2/5/09	ILLINOIS	63-50	2/9/10	ILLINOIS	56-63

## ROAD GAMES (OVERALL)

No.	Began	Opponent	Score	Ended	Opponent	Score
12	12/20/11	@ Beloit	20-12	3/7/13	@ Chicago	10-23
10	1/10/14	@ Illinois	26-25	2/8/15	@ Illinois	19-39
7	3/3/05	@ Co. F Portage	52-28	3/2/06	@ Chicago	18-35
7	12/30/15	@ Ripon	27-15	1/22/16	@ Illinois	20-27
7	1/29/16	@ Chicago	29-18	1/13/17	@ Minnesota	25-33

# Attendance

No.	Attend.	Arena	Date	Score
1.	57,028	Ford Field, Detroit	3/28/08	Davidson 73, UW 56
2.	43,116	RCA Dome, Indianapolis	4/1/00	Michigan St. 53, UW 41
3.	30,713	Carrier Dome, Syracuse, N.Y.	3/25/05	UW 65, NC State 56
4.	30,132	Carrier Dome, Syracuse, N.Y.	3/27/05	North Carolina 88, UW 82
5.	28,168	HHH Metrodome, Minneapolis	3/27/03	Kentucky 63, UW 57
6.	23,697	United Center, Chicago	3/12/05	UW 59, Iowa 56
7.	23,266	Rupp Arena, Lexington	11/27/76	Kentucky 72, UW 64
8.	22,157	United Center, Chicago	3/13/05	Illinois 54, UW 43
9.	22,081	United Center, Chicago	3/9/07	UW 70, Michigan St. 57
10.	22,011	United Center, Chicago	3/11/00	Michigan St. 55, UW 46
11.	21,824	United Center, Chicago	3/16/13	UW 68, Indiana 56
12.	21,793	United Center, Chicago	3/15/13	UW 68, Michigan 59
13.	21,750	Smith Center, Chapel Hill, N.C.	11/30/11	North Carolina 60, UW 57
14.	21,739	United Center, Chicago	3/9/01	Indiana 64, Wisconsin 52
15.	21,711	United Center, Chicago	3/5/98	Wisconsin 52, Penn State 51
	21,711	United Center, Chicago	3/6/98	Indiana 66, Wisconsin 61

# Individual Records



# Career

## POINTS

- 2,217 Alando Tucker, 2003-07
- 2,147 Michael Finley, 1992-95
- 1,854 Danny Jones, 1987-90
- 1,745 Claude Gregory, 1978-81
- 1,736 Rick Olson, 1983-86
- 1,545 Trent Jackson, 1986-89
- 1,533 Jordan Taylor, 2009-12
- 1,532 Mike Wilkinson, 2002-05
- 1,454 Kirk Penney, 2000-03
- 1,425 Devin Harris, 2002-04

*Big Ten: 1,385, Michael Finley, 1992-95*

## SCORING AVERAGE

- 19.6 Clarence Sherrod, 1969-71
- 18.7 Michael Finley, 1992-95
- 18.1 Wes Matthews, 1978-80
- 16.9 Joe Franklin, 1966-68
- 16.9 Cory Blackwell, 1982-84
- 16.6 Leon Howard, 1971-73
- 16.5 Alando Tucker, 2003-07
- 15.9 James Johnson, 1967-69
- 15.9 Claude Gregory, 1978-81
- 15.7 Danny Jones, 1987-90

*Big Ten: 21.1, Clarence Sherrod, 1969-71*

## FIELD GOALS

- 798 Alando Tucker, 2003-07
- 739 Michael Finley, 1992-95
- 729 Rick Olson, 1983-86
- 723 Danny Jones, 1987-90
- 656 Claude Gregory, 1978-81
- 563 Cory Blackwell, 1982-84
- 557 Trent Jackson, 1986-89
- 522 Mike Wilkinson, 2002-05
- 518 Jon Leuer, 2008-11
- 503 Kirk Penney, 2000-03

*Big Ten: 471, Michael Finley, 1992-95*

## FIELD GOAL ATTEMPTS

- 1,681 Michael Finley, 1992-95
- 1,663 Alando Tucker, 2003-07
- 1,535 Rick Olson, 1983-86
- 1,492 Claude Gregory, 1978-81
- 1,351 Danny Jones, 1987-90
- 1,234 Cory Blackwell, 1982-84
- 1,230 Clarence Sherrod, 1969-71
- 1,218 Bob Litzow, 1956-58
- 1,215 Jordan Taylor, 2009-12
- 1,206 Trent Jackson, 1986-89

*Big Ten: 1,098, Michael Finley, 1992-95*

## FIELD GOAL PERCENTAGE

(min. 500 attempts)

- .573 Patrick Tompkins (306-534), 1988-91
- .557 Andy Kowske (359-645), 1998-01
- .554 Rashard Griffith (294-531), 1994-95
- .545 Willie Simms (391-717), 1988-91
- .535 Danny Jones (723-1351), 1987-90
- .527 J.J. Weber (405-768), 1984-87
- .512 Joe Chrmelich (465-908), 1977-80
- .493 Brad Sellers (356-723), 1982-83
- .493 Mike Heineman (262-532), 1984-87
- .491 Scott Roth (455-927), 1982-85

*Big Ten (min. 400 att.): .532, Danny Jones (446-839), 1987-90*

## 3-POINT FIELD GOALS

- 227 Tim Locum, 1988-91
- 217 Kirk Penney, 2000-03
- 213 Michael Finley, 1992-95
- 212 Jason Bohannon, 2007-2010
- 193 Trent Jackson, 1986-89
- 187 Devin Harris, 2002-04
- 180 Jordan Taylor, 2009-12
- 175 Trévon Hughes, 2007-2010
- 167 Tracy Webster, 1992-94
- 166 Sean Mason, 1995-99

*Big Ten: 141, Michael Finley, 1992-95*

## 3-POINT FIELD GOAL ATTEMPTS

- 631 Michael Finley, 1992-95
- 561 Kirk Penney, 2000-03
- 559 Jason Bohannon, 2007-2010
- 499 Devin Harris, 2002-04
- 487 Trévon Hughes, 2007-10
- 484 Jordan Taylor, 2009-12
- 481 Tim Locum, 1988-91
- 471 Sean Mason, 1995-99
- 430 Trent Jackson, 1986-89
- 430 Kammron Taylor, 2004-07

*Big Ten: 413, Michael Finley, 1992-95*

## 3-POINT FIELD GOAL PERCENTAGE

(min. 100 attempts)

- .472 Tim Locum (227-481), 1988-91
- .449 Trent Jackson (193-430), 1986-89
- .431 Brian Good (94-218), 1989-92
- .424 Shelton Smith (59-139), 1985-87
- .420 Keaton Nankivil (92-219), 2008-11
- .419 Clayton Hanson (93-222), 2002-05
- .418 Andy Kilbride (162-388), 1992-95
- .412 Zach Morley (42-102), 2002-05
- .411 Tracy Webster (167-406), 1992-94
- .391 Josh Gasser (61-156), 2011-pres.**
- .391 Sam Dekker (50-128), 2013-pres.**

*Big Ten (min. 100 att.): .454, Tim Locum (128-282), 1988-91; and Trent Jackson (128-282), 1986-89*

### FREE THROWS

1. 520 Alando Tucker, 2003-07
2. 456 Michael Finley, 1992-95
3. 433 Claude Gregory, 1978-81
4. 408 Clarence Sherrrod, 1969-71  
408 Danny Jones, 1987-90
6. 394 Mike Wilkinson, 2002-05
7. 373 Jordan Taylor, 2009-12
8. 362 Devin Harris, 2002-04
9. 334 Trevon Hughes, 2007-10
10. 332 Sean Mason, 1995-99

*Big Ten: 302, Michael Finley, 1992-95*

### FREE THROW ATTEMPTS

1. 817 Alando Tucker, 2003-07
2. 599 Danny Jones, 1987-90
3. 593 Michael Finley, 1992-95
4. 586 Claude Gregory, 1978-81
5. 534 Mike Wilkinson, 2002-05
6. 522 Clarence Sherrrod, 1969-71
7. 477 Jordan Taylor, 2009-12
8. 476 Joe Franklin, 1966-68
9. 464 Trevon Hughes, 2007-10
10. 449 Paul Morrow, 1952-54

*Big Ten: 387, Michael Finley, 1992-95; and Claude Gregory, 1978-81*

### FREE THROW PERCENTAGE

*(min. 175 attempts)*

1. .870 Rick Olson (260-299), 1983-86
2. .856 Tim Locum (166-194), 1988-91
3. .848 Jason Bohannon (228-269), 2007-10
4. .817 Wes Matthews (273-334), 1978-80
5. .804 Mike Carlin (172-214), 1966-68
6. .801 Dick Miller (246-307), 1954-56
7. .795 Kamron Taylor (310-390), 2004-07
8. .794 Sean Mason (332-418), 1995-99
9. .782 Jordan Taylor (373-477), 2009-12
10. .782 Clarence Sherrrod (408-522), 1969-71

*Big Ten (min. 100 att.): .874, Rick Olson (166-190), 1983-86*

### REBOUNDS

1. 904 Claude Gregory, 1978-81
2. 858 Joe Franklin, 1966-68
3. 856 Mike Wilkinson, 2002-05
4. 841 Joe Chrnelich, 1977-80
5. 806 Kim Hughes, 1972-74
6. 769 Alando Tucker, 2003-07
7. 756 Joe Krabbenhoft, 2006-09
8. 718 Larry Petty, 1978-81
9. 680 Dale Koehler, 1973-76
10. 679 Ryan Evans, 2009-13

*Big Ten: 609, Claude Gregory, 1978-81*

### REBOUNDING AVERAGE

*(min. 500 rebounds)*

1. 11.9 Joe Franklin, 1966-68
2. 11.2 Kim Hughes, 1972-74
3. 10.4 Jack Brens, 1962-64
4. 8.9 Tom Gwyn, 1961-63
5. 8.7 Dale Koehler, 1973-76
6. 8.2 Claude Gregory, 1978-81
7. 7.8 Kerry Hughes, 1972-74
8. 7.7 Joe Chrnelich, 1977-80
9. 7.6 Ken Siebel, 1961-63  
7.6 Leon Howard, 1971-73

*Big Ten (min. 350 reb.): 12.4, Joe Franklin, 1966-68*

### OFFENSIVE REBOUNDS

*Offensive rebounds first tracked in 1987-88*

1. 314 Alando Tucker, 2003-07
2. 311 Mike Wilkinson, 2002-05
3. 240 Andy Kowske, 1998-01
4. 231 Joe Krabbenhoft, 2006-09
5. 227 Sean Daugherty, 1995-98
6. 222 Brian Butch, 2005-08
7. 205 Michael Finley, 1992-95
8. 197 Mike Bruesewitz, 2010-13
8. 186 Marcus Landry, 2006-09
9. 181 Patrick Tompkins, 1988-91
10. 176 Willie Simms, 1988-91

*Big Ten: 170, Mike Wilkinson, 2002-05*

### ASSISTS

1. 501 Tracy Webster, 1992-94
2. 464 Jordan Taylor, 2009-12
3. 388 Mike Heineman, 1984-87
4. 371 Michael Finley, 1992-95
5. 344 Mike Kelley, 1998-01
6. 335 Tom Molaski, 1986-89
7. 311 Mark Vershaw, 1998-01
8. 295 Devin Harris, 2002-04
9. 290 Arnold Gaines, 1977-80
10. 278 Michael Flowers, 2005-08

*Big Ten: 295, Tracy Webster, 1992-94*

### ASSIST-TO-TURNOVER RATIO

*(min. 100 assists)*

1. 3.01 (464-154) Jordan Taylor, 2009-12
2. 2.57 (344-134) Mike Kelley, 1998-01
3. 2.08 (250-120) Travin Davis, 1999-02
4. 2.03 (388-191) Mike Heineman (1984-87)
5. **1.95 (142-73) Josh Gasser, 2011-pres.**
6. 1.90 (501-263) Tracy Webster, 1992-94
7. 1.86 (335-180) Tom Molaski (1986-89)
8. 1.79 (138-77) Boo Wade (2003-04)
9. 1.74 (295-170) Devin Harris (2002-04)
10. 1.62 (211-130) Jason Bohannon (2007-10)

*Big Ten: 3.00 (237-79), Jordan Taylor, 2009-2012*

**STEALS**

1. 275 Mike Kelley, 1998-01
  2. 183 Tracy Webster, 1992-94
  3. 177 Trévon Hughes, 2007-10
  4. 171 Michael Flowers, 2005-08
  5. 169 Mike Wilkinson, 2002-05
  6. 168 Michael Finley, 1992-95
  7. 164 Devin Harris, 2002-04
  8. 151 Trent Jackson, 1986-89
  9. 133 Hennssy Auriantal, 1996-99
  10. 131 Claude Gregory, 1978-81
- Big Ten: 138, Mike Kelley, 1998-01*

**BLOCKED SHOTS**

1. 144 Jared Berggren, 2009-13
  2. 124 Rashard Griffith, 1994-95
  3. 120 Brad Sellers, 1982-83
  4. 117 Mike Wilkinson, 2002-05
  5. 102 Kurt Portmann, 1987-90
  6. 99 Marcus Landry, 2006-09
  7. 96 Greg Stiemsma, 2005-08
  8. 95 J.J. Weber, 1984-87
  9. 92 Louis Ely, 1991-93
  10. 86 Andy Kowske, 1998-01
- Big Ten: 80, Rashard Griffith, 1994-95*

**GAMES PLAYED**

1. 138 Ryan Evans, 2009-13
  - 136 Joe Krabbenhoft, 2006-09
  - 136 Jordan Taylor, 2009-12
  4. 135 Jason Bohannon, 2007-10
  5. 134 Alando Tucker, 2003-07
  6. 133 Michael Flowers, 2005-08
  7. 132 Trévon Hughes, 2007-10
  8. 130 Mike Wilkinson, 2002-05
  9. 129 Charlie Wills, 1999-02
  10. 128 Mike Kelley, 1998-01
  - 128 Andy Kowske, 1998-01
  - 128 Mark Vershaw, 1998-01
- Big Ten: 72, five players tied*

**GAMES STARTED**

1. 126 Alando Tucker, 2003-07
  2. 116 Mike Kelley, 1998-01
  3. 112 Rick Olson, 1983-86
  - 112 Michael Finley, 1992-95
  5. 109 Danny Jones, 1987-90
  - 109 Andy Kowske, 1998-01
  7. 108 Joe Chernelich, 1977-80
  8. 100 Trévon Hughes, 2007-10
  9. 99 Larry Petty, 1978-81
  10. 98 Mike Wilkinson, 2002-05
- Big Ten: 72, Rick Olson, 1983-86*

**MINUTES PLAYED**

1. 4,247 Alando Tucker, 2003-07
  2. 4,023 Mike Kelley, 1998-01
  3. 3,962 Rick Olson, 1983-86
  4. 3,950 Jordan Taylor, 2009-12
  5. 3,945 Michael Finley, 1992-95
  6. 3,759 Jason Bohannon, 2007-10
  7. 3,712 Mike Kelley, 1998-01
  8. 3,623 Danny Jones, 1987-90
  9. 3,466 Mark Vershaw, 1998-01
  10. 3,438 Trévon Hughes, 2007-10
- Big Ten: 2,588, Michael Finley, 1992-95*

**Season**

**POINTS**

1. 716 Alando Tucker, 2007
  2. 624 Devin Harris, 2004
  3. 621 Jon Leuer, 2011
  4. 620 Michael Finley, 1993
  5. 617 Jordan Taylor, 2011
  6. 611 Danny Jones, 1989
  7. 592 Michael Finley, 1994
  8. 588 Alando Tucker, 2006
  9. 574 Trent Jackson, 1989
  10. 571 Rick Olson, 1986
- Big Ten: 417, Michael Finley, 1993*

**SCORING AVERAGE**

1. 23.8 Clarence Sherrad, 1971
  2. 22.7 Joe Franklin, 1968
  3. 22.4 Clarence Sherrad, 1970
  4. 22.1 Michael Finley, 1993
  5. 20.5 Michael Finley, 1995
  6. 20.4 Claude Gregory, 1981
  - 20.4 Rick Olson, 1986
  - 20.4 Danny Jones, 1989
  - 20.4 Michael Finley, 1994
  10. 20.2 Dick Cable, 1955
- Big Ten: 24.8, Clarence Sherrad, 1970*

**REBOUNDS**

1. 344 Jim Clinton, 1951
  2. 334 Joe Franklin, 1968
  3. 306 Jack Brens, 1963
  4. 301 Kim Hughes, 1973
  5. 290 Paul Morrow, 1952
  6. 289 Joe Franklin, 1967
  7. 281 Rashard Griffith, 1995
  8. 270 James Gregory, 1977
  9. 267 Tom Gwyn, 1963
  10. 266 Kim Hughes, 1974
- Big Ten: 222, Jim Clinton, 1951*

**REBOUNDING AVERAGE**

1. 15.6 Jim Clinton, 1951
  2. 13.9 Joe Franklin, 1968
  3. 13.2 Paul Morrow, 1952
  4. 12.8 Jack Brens, 1963
  5. 12.5 Kim Hughes, 1973
  6. 12.0 Joe Franklin, 1967
  7. 11.3 Ab Nicholas, 1951
  8. 11.1 Tom Gwyn, 1963
  - 11.1 Kim Hughes, 1974
  10. 11.0 Al Henry, 1970
- Big Ten: 15.8, Jim Clinton, 1951*



### OFFENSIVE REBOUNDS

(Offensive rebounds first tracked in 1987-88)

1. 88 Jared Berggren, 2013
2. 86 Alando Tucker, 2003
3. 83 Mike Wilkinson, 2005
4. 81 Sam Okey, 1997
- 81 Andy Kowske, 2000
6. 80 Osita Nwachuku, 1996
7. 79 Mike Wilkinson, 2004
8. 78 Alando Tucker, 2007
9. 77 Brian Butch, 2008
10. 76 Rashard Griffith, 1995

Big Ten: 58, Sam Okey, 1997

### FIELD GOALS

1. 256 Alando Tucker, 2007
2. 237 Rick Olson, 1986
3. 231 Danny Jones, 1989
4. 227 Jon Leuer, 2011
5. 223 Michael Finley, 1993
6. 222 Alando Tucker, 2006
7. 215 Cory Blackwell, 1983
- 215 Danny Jones, 1990
9. 211 Clarence Sherrod, 1971
- 211 Wes Matthews, 1980

Big Ten: 149, Rick Olson, 1986

### FIELD GOAL ATTEMPTS

1. 545 Alando Tucker, 2007
2. 519 Clarence Sherrod, 1971
3. 505 Don Rehfeldt, 1950
4. 490 Alando Tucker, 2006
5. 485 Rick Olson, 1986
6. 483 Jon Leuer, 2011
7. 478 Michael Finley, 1993
8. 470 Michael Finley, 1995
9. 468 Bob Litzow, 1957
10. 465 Cory Blackwell, 1983

Big Ten: 335, Michael Finley, 1995

### FIELD GOAL PERCENTAGE

(min. 100 attempts)

1. .636 Patrick Tompkins (164-258), 1991
2. .611 Louis Ely (80-131), 1993
3. .592 Jeff Petersen (93-157), 1994
4. .583 Andy Kowske (137-235), 2000
5. .574 Andy Kowske (85-148), 1999
6. .573 Willie Simms (153-267), 1991
7. .570 Al Rudd (81-142), 1976
- .570 Danny Jones (176-309), 1988
9. .566 Rashard Griffith (167-295), 1995
10. .562 J.J. Weber (182-324), 1987

Big Ten: .591 Patrick Tompkins (94-159), 1991

### 3-POINT FIELD GOALS

1. **79 Ben Brust, 2013**
2. 78 Sean Mason, 1999
3. 75 Tracy Webster, 1992
- 75 Devin Harris, 2004
- 75 Jordan Taylor, 2011
6. 74 Trent Jackson, 1988
- 74 Jon Bryant, 2000

- 74 Trévon Hughes, 2010
9. 73 Trent Jackson, 1989
10. 70 Kirk Penney, 2001
11. 68 Kamron Taylor, 2007
- 68 Jason Bohannon, 2010

Big Ten: 53, Tracy Webster, 1992

### 3-POINT FIELD GOAL ATTEMPTS

1. 208 Sean Mason, 1999
2. 204 Michael Finley, 1995
3. **203 Ben Brust, 2013**
4. 201 Devin Harris, 2004
5. 200 Jon Bryant, 2000
6. 185 Trévon Hughes, 2010
7. 182 Michael Finley, 1994
8. 177 Kamron Taylor, 2007
9. 176 Jordan Taylor, 2012
10. 175 Jason Bohannon, 2009
- 175 Jason Bohannon, 2010
- 175 Jordan Taylor, 2011

Big Ten: 126, Michael Finley, 1993

### 3-POINT FIELD GOAL PERCENTAGE

(min. 60 attempts)

1. .490 Tracy Webster (75-153), 1992
2. .486 Tim Locum (54-111), 1989
3. .485 Tim Locum (65-134), 1991
4. .475 Mike Heineman (29-61), 1987
5. .469 Tim Locum (67-143), 1990
6. .458 Brian Good (38-83), 1992
- .458 Andy Kilbride (49-107), 1993
8. .457 Keaton Nankivil (59-129), 2011
9. .455 Clayton Hanson (55-121), 2005
10. **.452 Josh Gasser (42-93), 2012**

Big Ten: .500, Tracy Webster (53-106), 1992

### FREE THROWS

1. 171 Devin Harris, 2004
2. 168 Clarence Sherrod, 1970
3. 164 Alando Tucker, 2007
4. 154 Jordan Taylor, 2011
5. 152 Claude Gregory, 1981
6. 149 Danny Jones, 1989
7. 148 Clarence Sherrod, 1970
8. 145 Dick Miller, 1956
9. 140 Joe Franklin, 1968
- 140 Claude Gregory, 1980
- 140 Michael Finley, 1995

Big Ten: 115, Clarence Sherrod, 1970

### FREE THROW ATTEMPTS

1. 249 Alando Tucker, 2007
2. 233 Alando Tucker, 2006
3. 216 Devin Harris, 2004
4. 210 Joe Franklin, 1968
5. 202 Clarence Sherrod, 1970
- 202 Claude Gregory, 1981
7. 200 Clarence Sherrod, 1971
8. 199 Danny Jones, 1989
9. 192 James Johnson, 1969
10. 189 Claude Gregory, 1980

Big Ten: 146, Joe Franklin, 1968

**FREE THROW PERCENTAGE**

(min. 50 made)

1. .905 Brian Good (57-63), 1990
2. .894 Rick Olson (59-66), 1984
3. .890 Rick Olson (72-82), 1985
4. .888 Wes Matthews (127-143), 1980
5. .882 Rick Olson (97-110), 1986
6. .873 Jason Bohannon (62-71), 2010
7. .867 Jason Bohannon (72-83), 2008
8. .864 Tim Locum (51-59), 1991
9. .846 Joe Krabbenhoff (66-78), 2009
10. .843 Jon Leuer (113-134), 2011

*Big Ten (min. 40 made): .957, Jason Bohannon (45-47), 2008*

**CONSECUTIVE FREE THROWS MADE**

1. 39 Jason Bohannon, 2008
2. 35 Wes Matthews, 1980
3. 30 Rick Olson, 1984
4. 28 Brad Sellers, 1983
4. 28 Tracy Webster, 1993
6. 27 Dick Miller, 1956
7. 26 Clarence Sherrod, 1970
- 26 Jon Leuer, 2011
9. 25 Roy Boone, 2001
10. 24 Brian Good, 1992

**ASSISTS**

1. 179 Tracy Webster, 1993
2. 171 Tracy Webster, 1994
3. 161 Jordan Taylor, 2011
4. 151 Tracy Webster, 1992
5. 147 Jordan Taylor, 2012
6. 141 Devin Harris, 2004
7. 137 Mike Heineman, 1987
8. 126 Travon Davis, 2002
9. 118 Wes Matthews, 1980
- 118 Mark Vershaw, 2000
- 118 Jordan Taylor, 2010

*Big Ten: 114, Tracy Webster, 1993*

**ASSIST-TO-TURNOVER RATIO**

(min. 50 assists)

1. 4.30 Mike Kelley, 1999
2. 3.83 Jordan Taylor, 2011
3. 3.26 Mike Kelley, 2000
4. 3.03 Jordan Taylor, 2010
5. 2.63 Jordan Taylor, 2012
- 6. 2.50 Josh Gasser, 2011**
7. 2.38 Tracy Webster, 1994
8. 2.36 Mike Heineman, 1985
9. 2.33 Mike Heineman, 1986
10. 2.32 Sharif Chambliss, 2005

*Big Ten: 6.25, Mike Kelley, 1999*

**STEALS**

1. 95 Mike Kelley, 2000
2. 69 Tracy Webster, 1994
3. 66 Tracy Webster, 1993
4. 65 Devin Harris, 2003

5. 63 Ty Calderwood, 1997
6. 62 Mike Kelley, 1999
- 62 Trevon Hughes, 2008
8. 60 Mike Kelley, 2001
9. 59 Trent Jackson, 1988
- 59 Michael Flowers, 2008

*Big Ten: 46, Tracy Webster, 1993*

**BLOCKED SHOTS**

1. 73 Jared Berggren, 2012
2. 68 Brad Sellers, 1983
3. 66 Rashard Griffith, 1994
4. 58 Rashard Griffith, 1995
5. 52 Brad Sellers, 1982
6. 45 J.J. Weber, 1987
7. 42 Sam Okey, 1996
- 42 Keaton Nankivil, 2011
9. 41 Louis Ely, 1992
- 41 Mike Wilkinson, 2004

*Big Ten: 44, Rashard Griffith, 1995*

**GAMES PLAYED**

1. 36 25 players
- MR: Jordan Taylor, Rob Wilson, Ryan Evans, Jared Berggren, **Josh Gasser**, **Ben Brust** and Mike Bruesewitz - 2012

**GAMES STARTED**

1. 36 12 players
- MR: Jordan Taylor, Ryan Evans, Jared Berggren, **Josh Gasser** and Mike Bruesewitz - 2012

**MINUTES PLAYED**

1. 1,297 Jordan Taylor, 2012
2. 1,241 Jordan Taylor, 2011
3. **1,227 Josh Gasser, 2012**
4. 1,214 Jason Bohannon, 2010
5. 1,182 Kammron Taylor, 2007
6. 1,181 Alando Tucker, 2007
7. 1,162 Devin Harris, 2004
8. 1,139 Michael Flowers, 2008
- 1,139 Jon Leuer, 2011
10. 1,122 Mark Vershaw, 2000

*Big Ten: 693, Trent Jackson, 1989*

**MINUTES PER GAME**

1. 37.3 Cory Blackwell, 1984
2. 37.0 Michael Finley, 1995
3. 36.9 Trent Jackson, 1988
4. 36.8 Jason Bohannon, 2010
5. 36.6 Trent Jackson, 1989
- 36.6 Claude Gregory, 1981
7. 36.5 Wes Matthews, 1979
- 36.5 Jordan Taylor, 2011
9. 36.4 Patrick Tompkins, 1991
10. 36.3 Devin Harris, 2004

*Big Ten: 38.5, Cory Blackwell, 1984 and Trent Jackson, 1989*

# Single Game

## POINTS

- 43 Frank Kaminsky vs. North Dakota, 11/19/13**  
42 Ken Barnes vs. Indiana, 3/8/65  
42 Michael Finley at E. Michigan, 12/10/94
- 39 Rick Olson vs. Michigan, 1/14/84  
39 Jordan Taylor at Indiana, 3/3/11
- 38 Joe Franklin vs. Michigan State, 1/16/68  
38 Dale Koehler vs. Iowa, 2/1/75  
38 Devin Harris vs. Minnesota, 2/4/04  
38 Alando Tucker vs. E. Kentucky, 11/19/05
- 37 Chuck Nagle vs. Michigan, 3/4/67
- 36 Dale Koehler vs. Michigan, 2/2/76  
36 Tracy Webster vs. SE Missouri St., 11/25/91  
36 Michael Finley vs. Missouri, 3/19/94

## POINTS IN A HALF

- 33 Michael Finley (2nd) at E. Michigan, 12/10/94
- 28 Dale Koehler (2nd) at Michigan, 2/2/76
- 27 Marty Garrity (2nd) vs. Loyola-Chi, 12/12/59  
27 Kirk Penney (2nd) at Minnesota, 2/16/02
- 25 Michael Finley (1st) vs. Michigan St., 2/2/94
- 24 Tracy Webster (2nd) vs. SE Missouri St., 11/25/91  
24 Devin Harris (2nd) vs. Minnesota, 2/4/04
- 23 Ken Barnes (1st) vs. Indiana, 3/8/65  
23 Joe Franklin (2nd) vs. Illinois, 3/11/67  
23 Clarence Sherrod (2nd) at Iowa, 2/10/70  
23 Rick Olson (1st) vs. Michigan, 1/14/83

## REBOUNDS

- 30 Paul Morrow vs. Purdue, 1/3/53
- 27 Joe Franklin vs. Purdue, 3/2/68
- 26 Mark Zubor vs. Gonzaga, 12/17/63
- 25 Joe Chernelich vs. St. Mary's, 12/2/76
- 23 Curt Mueller vs. Northwestern, 3/3/56  
23 Jack Brens vs. St. John's, 1/26/63  
23 Ken Barnes vs. Indiana, 3/8/65  
23 Joe Franklin at Illinois, 12/19/66
- 22 Jack Brens vs. Illinois, 2/11/63  
22 Kerry Hughes vs. Iowa, 2/9/74

## FIELD GOALS

- 17 Rick Olson vs. San Francisco St., 12/2/85  
17 Michael Finley at E. Michigan, 12/10/94
- 16 Bob Litzow vs. Indiana, 2/10/58
- 15 Nine players tied

## FIELD GOAL ATTEMPTS

- 37 Don Rehfeldt vs. Iowa, 2/28/49
- 32 Don Rehfeldt vs. Iowa, 2/18/50  
32 Bob Litzow vs. Indiana, 2/10/58
- 31 Don Rehfeldt at UCLA, 12/23/48  
31 Michael Finley at E. Michigan, 12/10/94
- 30 Bob Litzow at Ohio State, 1/14/56

## FIELD GOAL PERCENTAGE

(min. 10 attempts)

- .923 Al Henry (12-13) vs. Minnesota, 1/13/70
- .909 Scott Roth (10-11) at New Mexico, 12/29/84  
.909 Larry Hisle (10-11) vs. Texas-Arl., 12/22/90
- .900 Larry Petty (9-10) vs. Illinois, 1/18/79  
.900 Trent Jackson (9-10) vs. Northwestern, 1/30/88  
.900 Willie Simms (9-10) vs. Iowa, 1/11/90  
.900 Patrick Tompkins (9-10) at Oregon, 11/24/90  
.900 Carlton McGee (9-10) vs. Michigan, 2/26/92

## 3-POINT FIELD GOALS

- 7 Trent Jackson at Ohio State, 1/17/87  
7 Tim Locum vs. Butler, 12/5/87  
7 Tim Locum vs. Rollins, 12/15/89  
7 Larry Hisle vs. UT-Arlington, 12/22/90  
7 Michael Finley at Michigan, 1/29/94  
7 Tracy Webster vs. Missouri, 3/19/94  
7 Michael Finley at E. Michigan, 12/10/94  
7 Jon Bryant vs. Fresno State, 3/16/00  
7 Keaton Nankivil at Purdue, 1/28/10  
7 Jason Bohannon vs. Indiana, 2/13/10  
7 Jordan Taylor at Indiana, 3/3/11  
7 **Ben Brust vs. BYU, 11/26/11**  
7 **Ben Brust vs. UNLV, 12/10/11**  
7 Rob Wilson vs. Indiana, 3/10/12

## 3-POINT FIELD GOAL ATTEMPTS

- 20 Devin Harris vs. Temple, 12/3/01
- 16 Michael Finley at E. Michigan, 12/10/94
- 13 Michael Finley at Minnesota, 2/18/93  
13 Tracy Webster vs. Missouri, 3/19/94
- 12 Seven times, MR:  
Trevon Hughes at Minnesota, 2/18/10

## 3-POINT FIELD GOAL PERCENTAGE

(min. 6 attempts)

- 1.000 Larry Hisle (7-7) vs. UT-Arl., 12/22/90  
1.000 **Frank Kaminsky (6-6) vs. UND, 11/19/13**  
1.000 **Ben Brust (7-7) vs. UNLV, 12/10/11**
- .875 Keaton Nankivil (7-8) at Purdue, 1/28/10  
.875 Jordan Taylor (7-8) at Indiana, 3/3/11
- .833 Shelton Smith (5-6) vs. No. Ill., 12/11/86  
.833 Tim Locum (5-6) vs. Iowa, 1/17/91  
.833 Tim Locum (5-6) vs. Iowa, 1/25/88  
.833 Tracy Webster (5-6) vs. Illinois, 2/20/92  
.833 Kirk Penney (5-6) vs. Marquette, 12/22/01  
.833 Kirk Penney (5-6) vs. E. Wash., 11/15/02

## FREE THROWS

- 17 Dale Koehler vs. Loyola-Chicago, 12/6/75
- 16 Devin Harris vs. Ohio State, 2/14/04  
16 Jordan Taylor vs. Illinois, 1/15/11
- 15 Paul Morrow at Michigan, 2/21/53  
15 Bill Pearson at Northwestern, 2/18/78  
15 Michael Finley vs. Michigan, 2/11/95  
15 Paul Grant vs. Iowa, 2/26/97  
15 Alando Tucker vs. Bucknell, 3/20/05
- 14 Four players tied

**FREE THROW ATTEMPTS**

- 1. 24 Paul Morrow at Michigan, 2/21/53
- 2. 23 Dale Koehler vs. Loyola-Chicago, 12/6/75
- 3. 19 Joe Franklin vs. Michigan, 1/10/67
- 19 Willie Simms vs. Minnesota, 1/7/91
- 5. 18 Alando Tucker vs. Bucknell, 3/20/05
- 18 Devin Harris vs. Ohio State, 2/14/04
- 18 Ty Calderwood at St. Bon., 12/14/96
- 18 Joe Franklin at Northwestern, 3/9/68
- 18 Jordan Taylor vs. Illinois, 1/15/11

**FREE THROW PERCENTAGE**

(min. 10 attempts)

- 1. 1.000 Paul Grant (15-15) vs. Iowa, 2/26/97
- 1.000 Rick Olson (14-14) vs. Purdue, 2/13/86
- 1.000 Sean Mason (13-13) at Ohio State, 1/3/98
- 1.000 Six players tied at 12-12
- 1.000 Six players tied at 11-11
- 1.000 Seven players tied at 10-10

**ASSISTS**

- 1. 13 Wes Matthews vs. Army, 12/30/79
- 13 Tracy Webster vs. Michigan, 2/26/92
- 3. 12 Tracy Webster vs. Coastal Car., 12/7/92
- 12 Mike Kelley vs. Maryland, 11/29/00

- 5. 11 Dick Cable vs. California, 12/26/52
- 11 Jim Smith at Northwestern, 2/19/77
- 11 Joe Chrnlelich vs. Canisius, 12/3/77
- 11 Wes Matthews at Northwestern, 2/24/79
- 11 Mike Heinenman vs. Northwestern, 3/9/85
- 10. 10 by several players

**STEALS**

- 1. 10 Michael Finley vs. Purdue, 2/13/93
- 10 Mike Kelley vs. Texas, 12/7/99
- 3. 9 Mike Heinenman vs. Morgan St., 11/25/84
- 8 Mike Kelley at Illinois State, 12/5/98
- 5. 6 seven players tied

**BLOCKED SHOTS**

- 1. 9 Brad Sellers vs. Toledo, 11/29/82
- 2. 8 Kim Hughes vs. Rollins, 12/1/73
- 3. 7 Brad Sellers vs. Minnesota, 1/21/82
- 7 Brad Sellers vs. Ball State, 12/8/82
- 7 Jared Berggren vs. Montana, 3/15/12
- 7 Jared Berggren vs. Iowa, 2/6/13
- 6. 6 Kim Hughes vs. Illinois, 1/19/74
- 6 Louis Ely at Illinois, 1/22/92
- 6 Rashard Griffith at Texas Tech, 12/11/93
- 6 Rashard Griffith vs. Illinois, 2/4/95

**Triple-Doubles**

**POINTS, REBOUNDS & ASSISTS**

Josh Gasser at Northwestern ... (10, 12, 10) ..... 1/23/11

**Double-Doubles**

**POINTS & REBOUNDS (CAREER)**

Player	Years	No.
Joe Franklin	1966-68	47
Kim Hughes	1972-74	39
Claude Gregory	1978-81	32
Dale Koehler	1973-76	31
Jack Brens	1962-64	27
Rashard Griffith	1994-95	24
Paul Morrow	1952-54	23
Joe Chrnlelich	1977-80	22

**POINTS & REBOUNDS (SEASON)**

Player	Season	No.
Joe Franklin	1967-68	21
Kim Hughes	1972-73	16
Joe Franklin	1966-67	16
Jack Brens	1962-63	16
Rashard Griffith	1994-95	15
Dale Koehler	1975-76	15
James Gregory	1976-77	14
Kim Hughes	1973-74	13

**POINTS & STEALS (SINGLE GAME)**

Michael Finley vs. Purdue (33-10) ..... Feb. 13, 1993

**POINTS & ASSISTS (SINGLE GAME)**

Jordan Taylor vs. Green Bay (15-10) ..... Dec. 7, 2011  
 Josh Gasser at Northwestern (10-10) ..... Jan. 23, 2011  
 Tracy Webster at Loyola-Mrymnt (12-10) ..... Dec. 4, 1993  
 Tracy Webster vs. UW-Milwaukee (17-10) ... Nov. 27, 1993  
 Tracy Webster vs. Northwestern (27-10) ..... Feb. 3, 1993  
 Tracy Webster vs. Detroit Mercy (22-10) .... Dec. 23, 1992  
 Tracy Webster vs. Michigan (10-13) ..... Feb. 26, 1992  
 Tracy Webster vs. Illinois (33-10) ..... Feb. 20, 1992  
 Tracy Webster vs. Coastal Carolina (20-12) ..... Dec. 7, 1991  
 Willie Simms vs. Ohio State (14-10) ..... Feb. 14, 1991  
 Wes Matthews vs. Army (18-13) ..... Dec. 30, 1979  
 Dan Hastings vs. Michigan St. (14-10) ..... March 3, 1979  
 Wes Matthews at Northwestern (23-11) ..... Feb. 24, 1979  
 James Smith at Northwestern (10-11) ..... Feb. 19, 1977

**AVG. DOUBLE-DOUBLE FOR ENTIRE SEASON**

Player	Season	Pts.	Reb.
Rashard Griffith	1994-95	17.2	10.8
James Gregory	1976-77	15.9	10.0
Dale Koehler	1975-76	19.4	10.1
Dale Koehler	1974-75	18.2	10.1
Kim Hughes	1973-74	15.3	11.1
Kim Hughes	1972-73	13.8	12.5
Glen Richgels	1970-71	12.1	10.6
Al Henry	1969-70	15.0	11.0
Joe Franklin	1967-68	22.7	13.9
Joe Franklin	1966-67	16.1	12.0
Jack Brens	1962-63	17.8	12.8
Tom Gwyn	1962-63	10.9	11.1
Paul Morrow	1951-52	12.5	13.2
Jim Clinton	1950-51	12.2	15.6
Ab Nicholas	1950-51	16.6	11.3

# Freshman (season)

## GAMES PLAYED

1. **35 Sam Dekker, 2013**
2. **35 Frank Kaminsky, 2012**
3. **34 Kirk Penney, 2000**
4. **34 Josh Gasser, 2011**
4. 33 Jason Bohannon, 2007
- 33 Jordan Taylor, 2009
- 33 Ryan Evans, 2010

## GAMES STARTED

1. 32 Sam Okey, 1996
- 32 Devin Harris, 2002
3. **30 Josh Gasser, 2011**
4. 29 Mike Kelley, 1998
5. 28 Rick Olson, 1983
- 28 Michael Finley, 1992

## MINUTES PLAYED

1. 1,094 Devin Harris, 2002
2. 1,024 Sam Okey, 1996
3. 1,016 Alando Tucker, 2003
4. 979 Rick Olson, 1983
5. 964 Brad Sellers, 1982

## POINTS

1. 429 James Gregory, 1977
2. 423 Sam Okey, 1996
3. 394 Devin Harris, 2002
4. 385 Alando Tucker, 2003
5. 381 Michael Finley, 1992

## SCORING AVERAGE

1. 15.9 James Gregory, 1977
2. 14.5 Wes Matthews, 1978
3. 14.0 Brad Sellers, 1982
4. 13.9 Rashard Griffith, 1994
5. 13.5 Cory Blackwell, 1982

## FIELD GOALS

1. 167 Brad Sellers, 1982
2. 166 James Gregory, 1977
3. 151 Sam Okey, 1996
4. 147 Cory Blackwell, 1982
5. 139 Alando Tucker, 2003

## FIELD GOAL ATTEMPTS

1. 403 James Gregory, 1977
2. 351 Brad Sellers, 1982
3. 343 Sam Okey, 1996
4. 330 Cory Blackwell, 1982
5. 326 Rick Olson, 1983

## FIELD GOAL PERCENTAGE

(min. 100 attempts)

1. .570 Al Rudd (81-142), 1976
2. .558 Danny Jones (101-181), 1987
3. .538 Rashard Griffith (127-236), 1994
4. .537 Joe Chmelich (122-227), '77
5. .533 Alando Tucker (139-261), '03

## 3-POINT FIELD GOALS

1. 59 Devin Harris, 2002
2. **50 Sam Dekker, 2013**
3. 49 Jeremy Hall, 1996
4. 41 Tim Locum, 1988
5. 35 Hennssy Auriantal, 1996

## 3-POINT FIELD GOAL ATTEMPTS

1. 161 Devin Harris, 2002
2. 132 Jeremy Hall, 1996
3. **128 Sam Dekker, 2013**
4. 93 Tim Locum, 1988
5. 88 Hennssy Auriantal, 1996

## 3-POINT FIELD GOAL PCT.

(min. 60 attempts)

1. .441 Tim Locum (41-93), 1988
2. .398 Hennssy Auriantal (35-88), 1996
3. **.391 Sam Dekker (50-128), 2013**
4. .371 Jeremy Hall (49-132), 1996
5. .366 Devin Harris (59-161), 2002

## FREE THROWS

1. 101 Devin Harris, 2002
2. 100 Sam Okey, 1996
3. 97 James Gregory, 1977
4. 95 Michael Finley, 1992
5. 94 Rashard Griffith, 1994

## FREE THROW ATTEMPTS

1. 162 Rashard Griffith, 1994
2. 142 Sam Okey, 1996
3. 139 James Gregory, 1977
4. 130 Devin Harris, 2002
- 130 Alando Tucker, 2003

## FREE THROW PERCENTAGE

(min. 50 made)

1. .777 Devin Harris (101-130), 2002
2. .756 Mike Wilkinson (93-123), 2002
3. .742 Michael Finley (95-128), 1992
4. .707 Claude Gregory (70-99), 1978
5. .704 Sam Okey (100-142), 1996

## REBOUNDS

1. 270 James Gregory, 1977
2. 254 Brad Sellers, 1982
3. 238 Joe Chmelich, 1977
4. 218 Sam Okey, 1996
5. 212 Rashard Griffith, 1994

## REBOUNDING AVERAGE

1. 10.0 James Gregory, 1977
2. 9.4 Brad Sellers, 1982
3. 8.8 Joe Chmelich, 1977
4. 8.5 Rashard Griffith, 1994
5. 6.8 Sam Okey, 1996

## ASSISTS

1. 100 Sam Okey, 1996
2. 93 Arnold Gaines, 1977
- 93 Carl Golston, 1982
4. 85 Michael Finley, 1992
5. 83 Rick Olson, 1983

## BLOCKED SHOTS

1. 66 Rashard Griffith, 1994
2. 52 Brad Sellers, 1982
3. 42 Sam Okey, 1996
4. 24 Michael Finley, 1992
5. 21 Claude Gregory, 1978

## STEALS

1. 58 Mike Kelley, 1998
2. 43 Hennssy Auriantal, 1996
- 43 Devin Harris, 2002
4. 40 Mike Wilkinson, 2002
5. 35 Sam Okey, 1996

# Freshmen Debuts

(Top freshmen performances in the first game of the season; non-starters in italics)

## MOST POINTS

Pts.	Player	Opponent	Date
27	Rashard Griffith	UW-Milwaukee	11/27/93
21	<i>Josh Gasser</i>	<i>Prairie View A&amp;M</i>	<i>11/14/10</i>
20	Devin Harris	UNLV	11/17/01
16	Brian Colbert	Ohio University	11/30/74
16	Cory Blackwell	Illinois-Chicago	12/4/81
15	Carl Golston	Illinois-Chicago	12/4/81
15	<i>Michael Finley</i>	<i>Loyola-Chicago</i>	<i>11/23/91</i>

## MOST REBOUNDS

Reb.	Player	Opponent	Date
15	Larry Petty	UW-Milwaukee	12/1/77
12	Rashard Griffith	Wright State	11/27/93
11	<i>Al Rudd</i>	<i>DePauw</i>	<i>11/29/75</i>
10	James Gregory	at Kentucky	11/27/76
9	<i>Robert Barnes</i>	<i>vs. Morgan State</i>	<i>11/25/84</i>
9	<i>Otto McDuffie</i>	<i>at Loyola-Chicago</i>	<i>12/1/92</i>
9	<i>Josh Gasser</i>	<i>Prairie View A&amp;M</i>	<i>11/14/10</i>

## MOST ASSISTS

Ast.	Player	Opponent	Date
8	Brian Colbert	Ohio University	11/30/74
6	Rick Olson	Washington State	11/27/82
6	Rashard Griffith	Wright State	11/27/93
5	Carl Golston	Illinois-Chicago	12/4/81
4	James Smith III	DePauw	11/29/75
4	<i>James Smith</i>	<i>UW-Milwaukee</i>	<i>11/24/78</i>

## FRESHMEN STARTERS IN SEASON OPENERS

(From 1972-73 through 2012-13; total of 20 starters)

Date	Player	Opponent	Min.	Pts.	Reb.	Asst.
Nov. 11, 2012	George Marshall	Southeastern Louisiana	28	5	2	2
Nov. 17, 2001	Devin Harris	UNLV	35	20	1	2
Nov. 14, 1997	Mike Kelley	Marquette	31	1	6	3
Nov. 20, 1995	Sam Okey	Villanova*	36	12	6	3
Nov. 27, 1993	Rashard Griffith	Wright State	32	27	12	6
Nov. 23, 1991	Michael Finley	Loyola (Ill.)	21	15	0	3
Nov. 24, 1990	Carlton McGee	at Oregon	15	2	1	3
Nov. 28, 1986	Kurt Portmann	Nebraska-Omaha	NA	5	2	2
Nov. 22, 1985	Darin Schubring	at South Carolina	19	0	4	1
Nov. 27, 1982	Rick Olson	Washington State	39	14	1	6
Dec. 4, 1981	Brad Sellers	Illinois-Chicago	31	10	7	1
	Cory Blackwell		37	16	4	3
	Carl Golston		40	15	3	5
Dec. 1, 1977	Wes Matthews	UW-Milwaukee	25	6	6	1
	Larry Petty		28	6	15	0
Nov. 27, 1976	James Gregory	at Kentucky	28	7	10	0
	Joe Chernelich		21	12	5	1
	Arnold Gaines		36	7	3	2
Nov. 29, 1975	James Smith III	DePauw	17	8	0	4
Nov. 30, 1974	Brian Colbert	Ohio University	40	16	3	8

\*Maui Invitational

# Opponent Records

## Individual

### POINTS

- 50 Terry Dischinger (Purdue), 1/27/62
- 47 Bill Bradley (Princeton), 12/21/63
- 47 Lynn Greer (Temple), 12/3/01

### FIELD GOALS

- 18 Bill Bradley (Princeton), 12/21/63
- 18 Scott Skiles (Michigan St.), 1/30/86
- 18 Lynn Greer (Temple), 12/3/01

### FIELD GOAL ATTEMPTS

- 42 Pete Maravich (LSU), 12/15/67
- 42 Oliver Shannon (Minn.), 3/6/71

### FIELD GOAL PCT. (min. 10 att.)

- 1.000 (10-10), 2x MR Erik Murphy (Florida), 11/14/12

### 3-POINT FIELD GOALS

- 8 Shawn Respert (Mich. St.), 3/11/95

### 3-POINT FIELD GOAL ATTEMPTS

- 17 Shawn Respert (Mich. St.), 3/11/95

### 3-POINT FG PCT. (min. 6 att.)

- 1.000 (7-7), Glen Rice (Michigan), 2/25/89
- 1.000 (6-6), Doug Altenberger (Illinois), 2/7/87

### FREE THROWS

- 17 Dennis Hopson (OSU), 2/12/87
- 17 Geno Carlisle (NW), 2/21/96
- 17 Demetri McCamey (ILL), 1/15/11

### FREE THROW ATTEMPTS

- 22 Dennis Hopson (OSU), 2/12/87

### FREE THROW PCT. (min. 10 att.)

- 1.000, many times MR: 14-14, Glenn Robinson (Purdue), 2/13/93

### REBOUNDS

- 30 Chuck Darling (Iowa), 3/3/52

### ASSISTS

- 16 Arriel McDonald (Minn.), 1/12/94

### BLOCKED SHOTS

- 9 Acie Earl (Iowa), 1/29/92

### STEALS

- 8 Darryl Mitchell (Minnesota), 1/8/81
- 8 Brent Carmichael (Northern Iowa), 12/1/82
- 8 Brett Etherington (Butler), 12/15/90

### MINUTES PLAYED

- 55 Terry Donnelly (Mich. St.), 1/29/77
- 55 Steve Alford (Indiana), 2/16/87

## Team

### POINTS

- 120 Michigan (102), 2/12/66

### POINTS IN A HALF

- 63 Kentucky, 2nd, 12/20/63

### FIELD GOALS

- 49 Michigan, 2/12/66

### FIELD GOAL ATTEMPTS

- 108 Minnesota, 3/6/71

### FIELD GOAL PERCENTAGE

- .702 (33-47), Indiana, 2/24/01

### FG PERCENTAGE IN A HALF

- .818 (18-22), 2nd, Michigan St., 2/24/68

### 3-POINT FIELD GOALS

- 15 Winthrop, 12/4/06

### 3-POINT FIELD GOAL ATTEMPTS

- 33 Illinois, 1/25/97

### 3-POINT FG PCT. (min 8 att.)

- .933 (14-15), Ohio State, 3/6/11

### FREE THROWS

- 40 Iowa, 1/21/95

### FREE THROW ATTEMPTS

- 52 Iowa, 1/21/95

### FREE THROW PCT. (min. 12 att.)

- 1.000, many (Best: 25-25, Purdue, 2/7/76)

### REBOUNDS

- 83 Michigan State, 3/2/59

### ASSISTS

- 33 UCLA, 11/25/72

### FEWEST TURNOVERS

- 3 Purdue, 1/12/12

### BLOCKED SHOTS

- 13 Georgia, 12/28/74

### STEALS

- 20 Indiana, 1/31/76

## MOST POINTS / INDIVIDUAL

- 50 Terry Dischinger (Purdue), 1/27/62
- 47 Bill Bradley (Princeton), 12/21/63
- 47 Lynn Greer (Temple), 12/3/01
- 44 Jimmy Rayl (Indiana), 2/12/62
- 44 Henry Wilmore (Michigan), 1/9/71
- 44 Tony Smith (Marquette), 2/19/90
- 42 Pete Maravich (LSU), 12/15/67
- 42 Oliver Shannon (Minnesota), 3/6/71
- 42 Glenn Robinson (Purdue), 2/13/93
- 41 Scott May (Indiana), 2/26/76
- 40 Gary Bradds (Ohio State), 2/15/64
- 40 Rick Mount (Purdue), 1/9/68

## MOST POINTS / TEAM

- 120 at Michigan (102), 2/12/66
- 119 at Iowa (100), 2/10/70
- 114 at Indiana (61), 1/31/76
- 111 at Minnesota (92), 2/1/64
- 109 vs. Minnesota (78), 2/12/94
- 109 vs. Missouri (96), 3/19/94
- 108 at Kentucky (85), 12/20/63
- 108 at Indiana (82), 2/24/64
- 107 at Purdue (80), 2/16/74
- 107 at Michigan (86), 2/2/76

# Kohl Center Records (Wisconsin games)

## Wisconsin Highs

### POINTS

103 vs. North Dakota, 11/19/13  
 99 vs. Prairie View A&M, 11/14/10  
 98 vs. Gardner-Webb, 12/27/06  
 94 vs. Ohio State, 2/6/02  
 92 vs. Coastal Carolina, 11/26/05  
*Big Ten: 94 vs. Ohio State, 2/6/02*

### FIELD GOALS MADE

35 vs. North Dakota, 11/19/13  
 vs. Gardner-Webb, 12/27/06  
 vs. SIU-Edwardsville, 11/18/08  
 34 vs. New Hampshire, 12/11/02  
 vs. Penn State, 2/1/03  
 vs. Milwaukee, 12/13/03  
 vs. Western Carolina, 12/27/04  
*Big Ten: 34 vs. Penn State, 2/1/03*

### FIELD GOAL ATTEMPTS

76 vs. Western Carolina, 12/27/04  
 72 vs. North Dakota State, 1/21/06  
 71 vs. Iowa, 2/6/13  
 70 vs. Rhode Island, 12/3/99  
 69 vs. Iowa, 12/31/11  
*Big Ten: 69 vs. Iowa, 12/31/11*

### FIELD GOAL PERCENTAGE

.623 (33-53) vs. Southern, 11/19/06  
 .620 (31-50) vs. North Dakota, 11/16/10  
 .608 (31-51) vs. Cal Poly, 12/16/09  
 .607 (34-56) vs. Penn State, 2/1/03  
 .600 (27-48) vs. Grambling St., 12/05/09  
*Big Ten: .607 vs. Penn State, 2/1/03*

### 3-POINT FIELD GOALS

17 vs. Coppin State, 12/23/10  
 16 vs. Presbyterian, 11/20/12  
 15 vs. Kennesaw State, 11/12/11  
 13 vs. Michigan, 2/27/02  
 vs. Penn State, 1/25/06  
 vs. Florida A&M, 11/16/07  
 vs. Cal Poly, 12/16/09  
 vs. Prairie View A&M, 1/14/10  
*Big Ten: 13 vs. Michigan, 2/27/02 and Penn State, 1/25/06*

### 3-POINT FIELD GOAL ATTEMPTS

40 vs. Temple, 12/3/01  
 38 vs. Coppin State, 12/23/10  
 37 vs. Presbyterian, 11/20/12

34 vs. Penn State, 1/25/06  
 33 vs. Penn State, 1/24/10  
 31 vs. Prairie View A&M, 11/14/10  
 vs. South Dakota, 12/4/10  
*Big Ten: 34 vs. Penn State, 1/25/06*

### 3-PT. FG PCT. (min. 5 att.)

.706 (12-17) vs. Michigan, 2/16/00  
 .684 (13-19) vs. Michigan, 2/27/02  
 .647 (11-17) vs. Michigan State, 2/6/11  
 .611 (11-18) vs. Purdue, 1/27/09  
 .600 (12-20) vs. Texas South., 12/21/02  
 (12-20) vs. Gard.-Webb 12/27/06  
 (15-25) vs. Kenn. St., 11/12/11  
*Big Ten: .706 (12-17) vs. Michigan, 2/16/00*

### FREE THROWS MADE

36 vs. Ohio State, 2/6/02  
 34 vs. Eastern Illinois, 11/25/03  
 vs. Illinois, 1/15/11  
 32 vs. Ohio State, 2/14/04  
 31 vs. Pittsburgh, 2/16/06  
 vs. Miss. Valley St., 12/23/11  
*Big Ten: 36 vs. Ohio State, 2/6/02*

### FREE THROW ATTEMPTS

46 vs. Ohio State, 2/6/02  
 44 vs. Pittsburgh, 12/16/06  
 vs. Miss. Valley St., 12/23/11  
 42 vs. Marquette, 12/23/99  
 41 vs. Eastern Illinois, 11/25/03  
 vs. Illinois, 1/15/11  
*Big Ten: 46 vs. Ohio State, 2/6/02*

### FREE THROW PCT. (min. 10 att.)

.962 (25-26) vs. Michigan State (2/6/11)  
 .944 (17-18) vs. Minnesota (12/28/10)  
 .941 (16-17) vs. Indiana (1/20/11)  
 .929 (13-14) vs. Illinois, 1/8/00  
 (13-14) vs. Cornell, 11/18/12  
*Big Ten: .962 (25-26) vs. Michigan St. (2/6/11)*

### OFFENSIVE REBOUNDS

24 vs. Prairie View A&M, 11/14/10  
 22 vs. UNC-Greensboro, 12/23/04  
 vs. North Dakota State, 1/21/06  
 21 vs. Winthrop, 12/4/06  
 20 vs. Florida A&M, 11/16/07  
*Big Ten: 19 vs. Purdue, 2/9/08*

### TOTAL REBOUNDS

54 vs. Cornell, 11/18/12  
 53 vs. Western Carolina, 12/27/04  
 52 vs. Rhode Island, 12/3/99  
 51 vs. Savannah State, 11/15/07  
 vs. Prairie View A&M, 11/14/10  
*Big Ten: 43 vs. Purdue, 2/9/08*

### PERSONAL FOULS

5 vs. Northwestern, 2/3/07  
 6 vs. Penn State, 2/17/07  
 7 vs. Penn State, 3/5/08  
 vs. South Dakota, 12/4/10  
 vs. Nebraska, 1/15/12  
*Big Ten: 5 vs. Northwestern, 2/3/07*

### ASSISTS

24 vs. Presbyterian, 11/20/12  
 vs. Florida A&M, 11/16/07  
 23 vs. Coastal Carolina, 11/26/05  
 vs. Kennesaw State, 11/12/11  
 22 vs. Milwaukee, 12/23/03  
 vs. UNC-Greensboro, 12/23/04  
 vs. Cal Poly, 12/16/09  
*Big Ten: 21 vs. Minnesota, 1/22/00 and Indiana, 1/6/04*

### TURNOVERS

1 vs. Michigan State, 2/28/08  
 2 vs. Minnesota, 12/28/10  
 4 vs. Penn State, 1/3/09  
 5 13 times, MR: vs. Nebraska, 1/15/12  
*Big Ten: 1 vs. Michigan State, 2/28/08*

### BLOCKS

11 vs. IPFW, 11/15/09  
 9 vs. Savannah State, 11/15/07  
 vs. Penn State, 1/24/10  
 vs. Minnesota, 12/28/10  
 vs. Cornell, 11/18/12  
 8 6 times, MR: vs. Nebraska, 2/26/13  
*Big Ten: 9 vs. Penn State, 1/24/10 and vs. Minnesota, 12/28/10*

### STEALS

16 vs. New Hampshire, 12/11/02  
 vs. California, 12/2/12  
 15 vs. Minnesota, 1/22/00  
 14 vs. IPFW, 11/11/07  
 13 vs. Northwestern, 2/10/99  
*Big Ten: 15 vs. Minnesota, 1/22/00*



## Wisconsin Lows

### POINTS

- 39 vs. Michigan, 2/27/99  
 44 vs. Michigan State, 2/12/00  
 vs. Butler, 1/30/01  
 45 vs. Minnesota, 1/26/13  
 47 vs. Illinois, 2/7/98  
 vs. Michigan State, 2/21/98

*Big Ten: 39 vs. Michigan, 2/27/99*

### FIELD GOALS MADE

- 12 vs. Michigan State, 2/21/98  
 vs. Minnesota, 2/28/12  
 13 vs. Pepperdine, 12/12/98  
 14 vs. Milwaukee, 12/16/00  
 vs. Michigan State, 3/3/07

*Big Ten: 12 vs. Michigan State, 2/21/98  
 vs. Minnesota, 2/28/12*

### FIELD GOAL ATTEMPTS

- 35 vs. Milwaukee, 12/16/00  
 vs. Northwestern, 1/19/08  
 38 vs. Ball State, 11/20/99  
 vs. Xavier, 12/2/00  
 vs. Butler, 1/30/01

*Big Ten: 35 vs. Northwestern, 1/19/08*

### FIELD GOAL PERCENTAGE

- .222 vs. North Dakota State, 1/21/06  
 .296 vs. Michigan State, 1/22/13  
 .302 vs. Ohio State, 2/25/98  
 vs. Pepperdine, 12/12/98  
 .308 vs. Minnesota, 2/28/12

*Big Ten: .302 vs. Ohio State, 2/25/98*

### 3-POINT FIELD GOALS

- 1 vs. Illinois, 2/7/98  
 vs. Marquette, 12/20/03  
 2 6 times, MR: vs. Nebraska,  
 1/15/12

*Big Ten: 1 vs. Illinois, 2/7/98*

### 3-POINT FIELD GOAL ATTEMPTS

- 6 vs. Michigan, 1/24/07  
 7 vs. Milwaukee, 12/16/00  
 vs. Penn State, 1/26/02  
 8 vs. Ball State, 11/20/99  
 vs. Delaware State, 11/21/06  
 vs. Milwaukee, 12/13/06  
 vs. Savannah St., 12/15/11

*Big Ten: 6 vs. Michigan, 1/24/07*

### 3-PT. FG PCT. (min. 5 att.)

- .063 (1-16) vs. Illinois, 2/7/98  
 .083 (1-12) vs. Marquette, 12/20/03  
 .107 (3-28) vs. Iowa, 12/31/11  
 .111 (2-18) vs. Nebraska, 1/15/12  
 .133 (2-15) vs. Pepperdine, 12/12/98  
 (2-15) vs. Milwaukee, 12/15/05

*Big Ten: .063 (1-16) vs. Illinois, 2/7/98*

### FREE THROWS MADE

- 2 vs. Green Bay, 12/8/99  
 vs. Coppin State, 12/20/08  
 vs. Michigan State, 2/2/10  
 3 vs. Iowa, 1/5/06  
 vs. Ohio State, 2/4/12

*Big Ten: 2 vs. Michigan State, 2/2/10*

### FREE THROW ATTEMPTS

- 2 vs. Coppin State, 12/20/08  
 3 vs. Ohio State, 2/4/12  
 4 vs. Michigan State, 2/2/10  
 vs. Wofford, 11/19/11  
 5 vs. Virginia, 11/28/12  
 6 vs. Michigan, 2/27/99  
 vs. Iowa, 3/3/10

*Big Ten: 3 vs. Ohio State, 2/4/12*

### FREE THROW PCT. (min. 10 att.)

- .286 (4-14) vs. Colgate, 11/16/11  
 .333 (4-12) vs. No. Illinois, 12/2/98  
 .375 (6-16) vs. Butler, 1/30/01  
 .389 (7-18) vs. Michigan State, 1/22/13  
 .400 (4-10) vs. Michigan State, 2/12/00  
 .412 (7-17) vs. South Florida, 12/30/00

*Big Ten: .400 (4-10) vs. Mich. St., 2/12/00*

### OFFENSIVE REBOUNDS

- 1 vs. Iowa, 1/29/00  
 vs. Indiana, 1/4/01  
 3 vs. Iowa, 1/16/01  
 4 10 times, MR: vs. Mich. St., 2/6/11

*Big Ten: 1 vs. Iowa, 1/29/00 and  
 vs. Indiana, 1/4/01*

### TOTAL REBOUNDS

- 21 vs. Iowa, 1/29/00  
 vs. Iowa, 1/22/03  
 22 vs. Green Bay, 12/8/99  
 vs. Michigan State, 1/27/01  
 23 vs. Michigan State, 2/12/00

*Big Ten: 21 vs. Iowa, 1/29/00 and  
 vs. Iowa, 1/22/03*

### PERSONAL FOULS

- 25 vs. Iowa, 2/3/98  
 vs. Xavier, 12/2/00  
 vs. Ohio State, 2/6/02  
 vs. Indiana, 2/8/06  
 24 vs. Indiana, 1/25/98  
 vs. Illinois, 1/15/11

*Big Ten: 25, 3 times, MR: vs. Iowa, 2/3/98*

### ASSISTS

- 4 vs. North Dakota State, 1/21/06  
 5 vs. Illinois, 2/7/98  
 vs. Iowa, 2/9/05  
 vs. Michigan State, 3/3/07  
 vs. Michigan State, 1/3/12  
 vs. Nebraska, 1/15/12

*Big Ten: 5, 4 times, MR: vs. Nebraska,  
 1/15/12*

### TURNOVERS

- 20 vs. Xavier, 12/2/00  
 vs. Valparaiso, 12/22/07  
 18 vs. Florida State, 11/28/06  
 vs. Marquette, 12/8/07  
 vs. Purdue, 2/9/08  
 vs. Minnesota, 1/15/09

*Big Ten: 18 vs. Purdue, 2/9/08 and  
 vs. Minnesota, 1/15/09*

### BLOCKS

- 0 13 times, MR: vs. UNLV,  
 12/10/11

*Big Ten: 0, 7 times, MR: vs. NW, 2/27/11*

### STEALS

- 1 10 times, MR: vs. Penn St., 2/19/12  
*Big Ten: 1, 5 times, MR: vs. Penn State  
 2/19/12*

## Opponent Highs

### POINTS

92 vs. Ohio State, 2/6/02  
 90 vs. Wake Forest, 12/4/02  
 85 vs. North Dakota, 11/19/13  
 81 vs. Marquette, 12/8/07  
 79 vs. Iowa, 2/3/98  
 78 vs. Ohio State, 1/2/99  
*Big Ten: 92 vs. Ohio State, 2/6/02*

### FIELD GOALS MADE

36 North Dakota, 11/19/13  
 33 Wake Forest, 12/4/02  
 32 Ohio State, 2/6/02  
 UNLV, 12/2/02  
 30 Minnesota, 2/26/06  
*Big Ten: 32 vs. Ohio State, 2/6/02*

### FIELD GOAL ATTEMPTS

74 vs. Iowa, 2/6/13  
 71 vs. Michigan, 2/9/13  
 vs. UNLV, 12/7/02  
 70 vs. Milwaukee, 11/23/02  
 64 North Dakota, 11/19/13  
*Big Ten: 64, 5 times, MR: Illinois, 2/5/09*

### FIELD GOAL PERCENTAGE

.595 vs. Purdue, 1/27/09  
 .574 vs. Marquette, 12/23/99  
 .563 vs. Minnesota, 2/4/04  
 .558 vs. Iowa, 1/22/03  
 .553 vs. Ohio State, 2/14/09  
*Big Ten: .595 vs. Purdue, 1/27/09*

### 3-POINT FIELD GOALS

15 vs. Winthrop, 12/4/06  
 12 vs. Milwaukee, 12/15/05  
 vs. Ohio State, 1/9/07  
 11 vs. Marquette, 12/23/99  
 vs. Penn State, 2/20/11  
 vs. Northwestern, 2/27/11  
*Big Ten: 12 vs. Ohio State, 1/9/07*

### 3-POINT FIELD GOAL ATTEMPTS

32 vs. Milwaukee, 12/15/05  
 31 vs. Temple, 12/3/01  
 30 vs. Milwaukee, 12/16/00  
 vs. Northwestern, 2/18/01  
 vs. Louisiana Tech, 12/28/05  
*Big Ten: 30 vs. Northwestern, 2/18/01*

### 3-PT. FG PCT. (min. 5 att.)

.600 (15-25) vs. Winthrop, 12/4/06  
 (6-10) vs. Illinois, 1/10/08  
 (3-5) vs. Indiana, 3/8/09  
 .583 (7-12) vs. Ohio, 2/23/02  
 .571 (4-7) vs. Indiana, 2/13/10  
*Big Ten: .600 (6-10) vs. Illinois, 1/10/08  
 and (3-5) vs. Indiana, 3/8/09*

### FREE THROWS MADE

30 vs. Illinois, 1/15/11  
 24 vs. Iowa, 2/3/98  
 vs. Ohio State, 2/6/02  
 21 vs. Minnesota, 2/28/12  
 20 vs. Michigan State, 2/21/98  
*Big Ten: 30 vs. Illinois, 1/15/11*

### FREE THROW ATTEMPTS

36 vs. Illinois, 1/15/11  
 34 vs. Iowa, 2/3/98  
 32 vs. Ohio State, 2/6/02  
 30 vs. Pittsburgh, 12/16/06  
 29 vs. Minnesota, 2/28/12  
*Big Ten: 36 vs. Illinois, 1/15/11*

### FREE THROW PCT. (min. 10 att.)

1.000 (13-13) vs. Michigan St., 1/10/04  
 .941 (16-17) vs. Michigan State, 1/6/99  
 .938 (15-16) vs. Texas, 12/23/08  
 (15-16) vs. Duke, 12/2/09  
 .923 (12-13) vs. Penn State, 2/1/03  
*Big Ten: 1.000 (13-13)  
 vs. Michigan State, 1/10/04*

### OFFENSIVE REBOUNDS

21 vs. Marquette, 12/8/07  
 20 vs. Michigan, 1/22/08  
 18 vs. Iowa, 2/6/13  
 17 vs. Michigan State, 2/12/00  
 vs. Texas, 12/23/08  
 vs. Illinois, 2/5/09  
 vs. Minnesota, 12/28/10  
*Big Ten: 20 vs. Michigan, 1/22/08*

### TOTAL REBOUNDS

51 vs. Iowa, 2/6/13  
 50 vs. Michigan State, 2/12/00  
 46 vs. North Dakota State, 1/21/06  
 45 vs. Illinois, 2/7/98  
 44 vs. Marquette, 12/3/11  
*Big Ten: 51 vs. Iowa, 2/6/13*

### PERSONAL FOULS

6 vs. Iowa, 3/3/10  
 9 vs. Michigan, 2/27/99  
 11 vs. Colorado, 11/17/07  
 vs. Coppin State, 12/20/08  
 12 vs. Penn State, 2/17/07  
 vs. Purdue, 1/27/09  
 vs. Wofford, 11/19/11  
 vs. Virginia, 11/28/12  
*Big Ten: 6 vs. Iowa, 3/3/10*

### ASSISTS

18 vs. UNLV, 12/7/02  
 vs. Winthrop, 12/4/06  
 17 vs. Illinois, 1/25/05  
 16 vs. Idaho State, 12/9/08  
 vs. Minnesota, 12/28/10  
 vs. Iowa, 2/6/13  
*Big Ten: 17 vs. Illinois, 1/25/05*

### TURNOVERS

5 vs. Penn State, 2/19/12  
 6 vs. Iowa, 2/9/05  
 vs. Michigan State, 2/28/08  
 vs. Penn State, 1/3/09  
 vs. Northwestern, 2/21/10  
 vs. Northwestern, 2/27/11  
*Big Ten: 5 vs. Penn State, 2/19/12*

### BLOCKS

9 vs. South Florida, 12/30/00  
 8 vs. Michigan, 1/24/07  
 7 vs. Milwaukee, 2/18/98  
 vs. Rhode Island, 12/3/99  
 vs. Ohio State, 1/13/00  
*Big Ten: 8, vs. Michigan, 1/24/07*

### STEALS

12 vs. Florida State, 11/28/06  
 vs. Florida International, 12/2/06  
 11 vs. Pennsylvania, 11/20/04  
 vs. Marquette, 12/8/07  
 vs. Oakland, 11/18/09  
 vs. California, 12/2/12  
*Big Ten: 10, 2 times,  
 MR: vs. Illinois, 1/31/06*

## Opponent Lows

### POINTS

- 29 vs. Loyola, 11/14/98  
 31 vs. Kennesaw State, 11/12/11  
 vs. UMKC, 11/22/11  
 32 vs. Savannah State, 11/15/07  
 33 vs. Northwestern, 1/17/98  
 vs. Wofford, 11/19/11  
 vs. Savannah State, 12/15/11

*Big Ten: 33 vs. Northwestern, 1/17/98*

### FIELD GOALS MADE

- 10 vs. Kennesaw State, 11/12/11  
 11 vs. Green Bay, 12/8/99  
 vs. Ohio State, 1/24/01  
 vs. Northwestern, 2/18/01  
 vs. UMKC, 11/22/11  
 vs. Minnesota, 2/28/12  
*Big Ten: 11 vs. Ohio State, 1/24/01,  
 Northwestern, 2/18/01 and  
 Minnesota, 2/28/12*

### FIELD GOAL ATTEMPTS

- 35 vs. Green Bay, 12/8/99  
 37 vs. Delaware State, 11/21/06  
 vs. Indiana, 3/8/09  
 38 3 times, MR: vs. Ohio St., 2/14/09  
*Big Ten: 37 vs. Indiana, 3/8/09*

### FIELD GOAL PERCENTAGE

- .208 vs. Northwestern, 2/18/01  
 vs. UMKC, 11/22/11  
 .233 vs. Kennesaw State, 11/12/11  
 .239 vs. Minnesota, 2/28/12  
 .245 vs. Savannah State, 11/15/07  
*Big Ten: .239 vs. Minnesota, 2/28/12*

### 3-POINT FIELD GOALS

- 0 vs. UNC-Greensboro, 12/23/04  
 vs. Savannah State, 12/15/11  
 1 vs. Michigan State, 1/6/99  
 vs. Texas, 12/7/99  
 vs. Iowa, 1/22/03  
 vs. Michigan, 2/26/03  
 vs. Coppin State, 12/20/08  
 vs. Ohio State, 2/4/12  
*Big Ten: 1, 4 times, MR: vs. Ohio State,  
 2/4/12*

### 3-POINT FIELD GOAL ATTEMPTS

- 3 vs. Savannah State, 12/15/11  
 5 vs. Indiana, 3/8/09  
 vs. Michigan State, 1/3/12  
 6 vs. Minnesota, 2/4/04  
 vs. Iowa, 12/31/11

*Big Ten: 5 vs. Indiana, 3/8/09 and vs.  
 Michigan State, 1/3/12*

### 3-PT. FG PCT. (min. 5 att.)

- .000 (0-8) vs. UNC-Greens., 12/23/04  
 .067 (1-15) vs. Michigan State, 1/6/99  
 .071 (1-14) vs. Michigan, 2/26/03  
 .100 (1-10) vs. Texas, 12/7/99  
 (1-10) vs. Michigan State, 2/28/08

*Big Ten: .067 (1-15) vs. Michigan St., 1/6/99*

### FREE THROWS MADE

- 0 vs. Northwestern, 2/9/02  
 vs. UNC-Wilmington, 12/12/05  
 vs. Penn State, 1/3/13  
 1 vs. Indiana, 3/5/00  
 vs. Northwestern, 2/3/07  
 vs. Coppin State, 12/20/08  
*Big Ten: 0 vs. Penn State, 1/3/13*

### FREE THROW ATTEMPTS

- 1 vs. UNC-Wilmington, 12/12/05  
 vs. Penn State, 1/3/13  
 2 vs. Northwestern, 2/3/07  
 vs. Coppin State, 12/20/08  
 vs. Nebraska, 1/15/12  
 3 vs. Penn State, 2/17/07  
*Big Ten: 1 vs. Penn State, 1/3/13*

### FREE THROW PCT. (min. 10 att.)

- .273 (3-11) vs. Loyola (Chi.), 11/14/98  
 .333 (4-12) vs. Rutgers, 11/29/03  
 .357 (5-14) vs. Northwestern, 1/17/98  
 .412 (7-17) vs. Ohio State, 2/14/04  
 .417 (5-12) vs. Mercer, 11/12/06  
*Big Ten: .357 (5-14) vs. Northwestern,  
 1/17/98*

### OFFENSIVE REBOUNDS

- 1 vs. Presbyterian, 11/20/12  
 2 vs. Michigan, 1/5/11  
 3 vs. Butler, 1/30/01  
 vs. Green Bay, 12/10/03  
 vs. Pennsylvania, 11/20/04  
 vs. Michigan State, 3/3/07  
 vs. Ohio State, 2/14/09  
 vs. Prairie View A&M, 11/14/10  
 vs. Northwestern, 2/27/11

*Big Ten: 2 vs. Michigan, 1/5/11*

### TOTAL REBOUNDS

- 16 vs. Delaware State, 11/21/06  
 vs. Northwestern, 2/21/10  
 vs. Prairie View A&M, 11/14/10  
 18 vs. Winthrop, 12/4/06  
 vs. Michigan State, 2/6/11

*Big Ten: 16 vs. Northwestern, 2/21/10*

### PERSONAL FOULS

- 32 vs. Ohio State, 2/6/02  
 vs. Ohio State, 2/14/04  
 30 vs. Marquette, 12/23/99  
 vs. Florida State, 11/28/06  
 vs. Valparaiso, 12/22/07  
 vs. Northwestern, 1/19/08  
 vs. Illinois, 1/15/11

*Big Ten: 32 vs. Ohio State, 2/6/02 and  
 vs. Ohio State, 2/14/04*

### ASSISTS

- 2 vs. Temple, 12/29/99  
 vs. Coppin State, 12/23/10  
 vs. Kennesaw State, 11/12/11  
 vs. Illinois, 1/12/13  
 3 vs. Rhode Island, 12/3/99  
 vs. Ohio State, 1/24/01  
 vs. Southern, 11/19/06  
 vs. UMKC, 11/22/11  
 vs. Minnesota, 2/28/12  
 vs. Illinois, 3/4/12  
*Big Ten: 3, vs. Ohio State, 1/24/01,  
 vs. Minnesota, 2/28/12  
 vs. Illinois, 3/4/12*

### TURNOVERS

- 25 vs. New Hampshire, 12/11/02  
 vs. Southern, 11/19/06  
 24 vs. Milwaukee, 11/16/98  
 vs. North Dakota State, 1/21/06  
 23 6 times, MR: vs. California,  
 12/2/12  
*Big Ten: 23 vs. Minnesota, 1/22/00*

### BLOCKS

- 0 many times, MR: vs.  
 Nebraska, 2/26/13  
*Big Ten: 0, many times,  
 MR: vs. Nebraska, 2/26/13*

### STEALS

- 0 vs. Southern, 11/19/06  
 1 17 times, MR: Green Bay, 12/7/11  
*Big Ten: 1, 11 times,  
 MR: vs. Minnesota, 12/28/10*

# Kohl Center Records (overall)

## POINTS

Team — 104 by Kansas vs. Oregon, 3/24/02  
 Individual — 47 by Lynn Greer (Temple)  
 vs. Wisconsin, 12/3/01

## POINTS – BOTH TEAMS

190, Kansas (104) vs. Oregon (86), 3/24/02

## POINTS IN A HALF

Team — 56 by Kansas vs. Oregon, 3/24/02  
 Individual — 24 by Devin Harris vs.  
 Minnesota, 2/4/04 (second half)

## LARGEST UW WINNING MARGIN

58 by Wisconsin over Gardner-Webb  
 (98-40), 12/27/06

## FIELD GOALS MADE

Team — 40 by Kansas vs. Oregon, 3/24/02  
 Individual — 18 by Lynn Greer (Temple)  
 vs. Wisconsin, 12/3/01

## FIELD GOAL ATTEMPTS

Team — 84 by Oregon vs. Kansas, 3/24/02  
 Individual — 38 by Lynn Greer (Temple)  
 vs. Wisconsin, 12/3/01

## FIELD GOAL PERCENTAGE

Team — .607 (34-56) by Wisconsin vs.  
 Penn State (2/1/03)  
 Individual (min. 10 att.) — .900 (9-10)  
 by James Peters (UNLV) vs. Wisconsin, 12/7/02

## 3-POINT FIELD GOALS

Team — 17 by Wisconsin vs. Coppin State (12/23/10)  
 Individual — 7 (5x) by Boo Davis (UW-Milwaukee)  
 vs. UW, 12/15/05; by Johwen Villegas (Florida Int.)  
 vs. Wisconsin, 12/2/06; by Torrell Martin (Winthrop)  
 vs. Wisconsin, 12/4/06; by Jason Bohannon  
 (Wisconsin) vs. Indiana, 2/13/10; by Ben Brust  
 (Wisconsin) vs. UNLV, 12/10/11

## 3-POINT FIELD GOAL ATTEMPTS

Team — 40 by Wisconsin vs. Temple, 12/3/01  
 Individual — 20 by Devin Harris vs. Temple, 12/3/01

## 3-POINT FIELD GOAL PCT.

Team (min. 8 att.) — .706 (12-17) by Wisconsin vs. Michigan,  
 2/16/00  
 Individual (min. 6 att.) — 1.000 (7-7) by Jason Bohannon  
 vs. Indiana, 2/13/10 and Ben Brust vs. UNLV, 12/10/11

## FREE THROWS MADE

Team — 36 by Wisconsin vs. Ohio State, 2/6/02  
 Individual — 16 by Devin Harris vs. Ohio State, 2/14/04 and  
 Jordan Taylor vs. Illinois, 1/15/11

## FREE THROW ATTEMPTS

Team — 46 by Wisconsin vs. Ohio State, 2/6/02  
 Individual — 18 by Devin Harris vs. Ohio State, 2/14/04 and  
 Jordan Taylor vs. Illinois, 1/15/11

## FREE THROW PERCENTAGE

Team (min. 12 att.) — 1.000 (13-13) by  
 Michigan State vs. Wisconsin, 1/10/04  
 Individual (min. 10 att.) — 1.000 (10-10) by Evan Eschmeyer  
 (Northwestern) vs. Wisconsin, 2/10/99

## REBOUNDS

Team — 63 by Kansas vs. Oregon, 3/24/02  
 Individual — 20 by Drew Gooden (Kansas) vs. Oregon, 3/24/02

## ASSISTS

Team — 24 by Wisconsin vs. Florida A&M, 11/16/07  
 Individual — 9, four times, Devin Harris vs. Indiana, 1/6/04,  
 vs. UW-Milwaukee, 12/13/03, and vs. Detroit, 12/6/03  
 and Jordan Taylor vs. South Dakota, 12/4/10

## BLOCKED SHOTS

Team — 11 by Wisconsin vs. IPFW, 11/15/09  
 Individual — 8 by Gerrick Morris (South Florida), 12/30/00

## STEALS

Team — 16, two times, Wisconsin vs. California, 12/2/12, and  
 vs. New Hampshire, 12/11/02  
 Individual — 10 by Mike Kelley vs. Texas, 12/7/99

# Yearly Statistical Leaders

## SCORING

Year	Name	G	PTS	AVG
1939	Dave Dupee	20	154	7.7
1940	Gene Englund	20	199	10.0
1941	Gene Englund	23	304	13.2
1942	John Kotz	21	325	15.5
1943	John Kotz	21	308	14.7
1944	Ray Patterson	21	295	14.0
1945	Ray Patterson	21	225	10.7
1946	Bob Cook	21	289	13.8
1947	Bob Cook	22	323	14.7
1948	Bob Cook	20	235	12.4
1949	Don Rehfeldt	22	381	17.3
1950	Don Rehfeldt	22	436	19.8
1951	Ab Nicholas	22	366	16.6
1952	Ab Nicholas	22	361	16.4
1953	Paul Murrow	22	352	16.0
1954	Dick Cable	22	301	13.7
1955	Dick Cable	22	442	20.1
1956	Dick Miller	22	429	19.5
1957	Bob Litzow	22	355	16.1
1958	Bob Litzow	22	324	14.7
1959	Bob Barneson	21	259	12.3
1960	Tom Hughbanks	24	312	13.0
1961	Tom Hughbanks	23	301	13.1
1962	Ken Siebel	24	392	16.3
1963	Jack Brens	24	425	17.8
1964	Ken Gustafson	24	359	14.9
1965	Mark Zubor	22	345	15.7
1966	Ken Gustafson	24	333	13.8
1967	Chuck Nagle	24	463	19.3
1968	Joe Franklin	24	544	22.7
1969	James Johnson	24	462	19.2
1970	Clarence Sherrod	24	538	22.4
1971	Clarence Sherrod	14	570	23.8
1972	Leon Howard	23	378	16.4
1973	Leon Howard	24	431	18.0
1974	Kim Hughes	24	367	15.3
1975	Bruce McCauley	25	418	16.7
1976	Dale Koehler	26	505	19.4
1977	James Gregory	27	429	15.9
1978	Wes Matthews	14	203	14.5
1979	Wes Matthews	27	499	18.5
1980	Wes Matthews	28	549	19.6
1981	Claude Gregory	27	550	20.4
1982	Brad Sellers	27	378	14.0
1983	Cory Blackwell	28	511	18.3
1984	Cory Blackwell	28	529	18.9
1985	Scott Roth	28	513	18.3
1986	Rick Olson	28	571	20.4
1987	J.J. Weber	31	469	15.1
1988	Trent Jackson	28	546	19.5
1989	Danny Jones	30	611	20.4
1990	Danny Jones	31	548	17.7
1991	Willie Simms	29	421	14.5
1992	Tracy Webster	31	537	17.3
1993	Michael Finley	28	620	22.1
1994	Michael Finley	29	592	20.4
1995	Michael Finley	27	554	20.5

1996	Sam Okey	32	423	13.2
1997	Paul Grant	28	350	12.5
1998	Sean Mason	31	480	15.5
1999	Sean Mason	32	539	16.8
2000	Mark Vershaw	36	423	11.8
2001	Roy Boone	29	372	12.8
2002	Kirk Penney	32	482	15.1
2003	Kirk Penney	32	519	16.2
2004	Devin Harris	32	624	19.5
2005	Mike Wilkinson	34	486	14.3
2006	Alando Tucker	31	588	19.0
2007	Alando Tucker	36	716	19.9
2008	Brian Butch	36	446	12.4
2009	Marcus Landry	33	418	12.7
2010	Jon Leuer	24	369	15.4
2011	Jon Leuer	34	621	18.3
2012	Jordan Taylor	36	532	14.8
2013	Ben Brust	35	388	11.1

## FIELD GOAL PERCENTAGE

Year	Name	FG	FGA	PCT
1947	Bob Cook	124	358	.346
1948	Don Rehfeldt	86	258	.333
1949	Don Rehfeldt	146	436	.335
1950	Don Rehfeldt	170	505	.337
1951	Ab Nicholas	130	378	.344
1952	Dick Cable	50	128	.391
1953	Charles Siefert	99	264	.375
1954	Dick Cable	116	266	.436
1955	John Parker	75	177	.424
1956	Dick Miller	142	344	.413
1957	Walter Holt	46	101	.455
1958	Walter Holt	112	225	.498
1959	Bob Barneson	93	234	.397
1960	Marty Gharrity	119	244	.488
1961	Ken Siebel	108	250	.432
1962	Ken Siebel	144	318	.453
1963	Tom Gwyn	108	221	.489
1964	Tom O'Melia	77	159	.484
1965	Mark Zubor	137	290	.472
1966	Dennis Sweeney	67	137	.489
1967	James Johnson	104	228	.456
1968	Joe Franklin	202	402	.502
1969	James Johnson	164	401	.409
1970	Albert Henry	152	321	.474
1971	Glen Richgels	126	264	.477
1972	Kim Hughes	113	242	.467
1973	Kim Hughes	144	291	.495
1974	Gary Anderson	142	284	.500
1975	Dale Koehler	155	307	.505
1976	Al Rudd	81	142	.570
1977	Joe Chrmelich	122	227	.537
1978	Bill Pearson	87	170	.512
1979	Larry Petty	106	204	.520
1980	Joe Chrmelich	123	230	.535
1981	Larry Petty	172	348	.494
1982	Brad Sellers	167	351	.476
1983	Brad Sellers	189	372	.508
1984	Scott Roth	151	304	.497

1985	Scott Roth	198	365	.542
1986	Shelton Smith	84	153	.549
1987	J.J. Weber	182	324	.562
1988	Danny Jones	176	309	.570
1989	Kurt Portmann	63	113	.558
1990	Willie Simms	153	284	.539
1991	Patrick Tompkins	164	258	.636
1992	Carlton McGee	123	222	.554
1993	Jeff Petersen	58	93	.624
1994	Jeff Petersen	93	157	.592
1995	Rashard Griffith	167	295	.566
1996	Sean Daugherty	125	272	.460
1997	Paul Grant	129	261	.494
1998	Sean Daugherty	125	282	.443
1999	Andy Kowske	85	148	.574
2000	Andy Kowske	137	235	.583
2001	Andy Kowske	79	145	.545
2002	Charlie Wills	112	235	.477
2003	Alando Tucker	139	261	.533
2004	Mike Wilkinson	136	277	.491
2005	Mike Wilkinson	179	349	.513
2006	Brian Butch	119	241	.494
2007	Marcus Landry	81	156	.519
2008	Joe Krabbenhoft	94	194	.485
2009	Marcus Landry	166	331	.502
2010	Jon Leuer	142	272	.522
2011	Keaton Nankivil	120	242	.496
2012	Josh Gasser	84	181	.464
2013	Sam Dekker	118	247	.478

*Minimum 2.0 made per game*

**REBOUNDING**

Year	Name	G	REB	AVG
1951	Jim Clinton	22	344	15.6
1952	Paul Morrow	22	290	13.2
1953	Records Incomp.	—	—	—
1954	Paul Morrow	22	194	9.6
1955	Curt Mueller	19	110	5.8
1956	Curt Mueller	22	207	9.4
1957	Ray Gross	21	165	7.9
1958	Ray Gross	22	156	7.1
1959	Bob Barneson	21	152	7.2
1960	Fred Clow	24	234	9.8
1961	Tom Hughbanks	23	198	8.6
1962	Tom Gwyn	24	192	8.0
1963	Jack Brens	24	306	12.8
1964	Ken Gustafson	24	235	9.8
1965	Ken Barnes	20	176	8.8
1966	Joe Franklin	24	235	9.8
1967	Joe Franklin	24	289	12.0
1968	Joe Franklin	24	334	13.9
1969	James Johnson	24	210	8.8
1970	Albert Henry	24	265	11.0
1971	Glen Richgels	24	254	10.6
1972	Kim Hughes	24	239	10.0
1973	Kim Hughes	24	301	12.5
1974	Kim Hughes	24	266	11.1
1975	Dale Koehler	21	213	10.1
1976	Dale Koehler	26	263	10.1
1977	James Gregory	27	270	10.0
1978	Joe Chnelich	27	182	6.7

1979	Claude Gregory	27	236	8.7
1980	Claude Gregory	29	254	8.8
1981	Claude Gregory	27	249	9.2
1982	Brad Sellers	27	254	9.4
1983	Brad Sellers	28	219	7.8
1984	Cory Blackwell	28	243	8.7
1985	J.J. Weber	28	162	5.8
1986	Rod Ripley	28	194	6.9
1987	J.J. Weber	31	251	8.1
1988	Danny Jones	26	121	4.7
1989	Danny Jones	30	141	4.7
1990	Patrick Tompkins	28	178	6.4
1991	Patrick Tompkins	30	264	8.8
1992	Michael Finley	31	152	4.9
1993	Michael Finley	28	161	5.8
1994	Rashard Griffith	25	212	8.5
1995	Rashard Griffith	26	281	10.8
1996	Sam Okey	32	218	6.8
1997	Sam Okey	27	230	8.5
1998	Sean Daugherty	31	192	6.2
1999	Andy Kowske	32	157	4.9
2000	Andy Kowske	36	222	6.2
2001	Andy Kowske	29	157	5.4
2002	Mike Wilkinson	32	171	5.3
2003	Mike Wilkinson	32	216	6.8
2004	Mike Wilkinson	32	219	6.8
2005	Mike Wilkinson	34	250	7.4
2006	Brian Butch	31	185	6.0
2007	Brian Butch	30	178	5.9
2008	Brian Butch	36	237	6.6
2009	Joe Krabbenhoft	33	220	6.7
2010	Jon Leuer	24	139	5.8
2011	Jon Leuer	34	246	7.2
2012	Ryan Evans	36	243	6.8
2013	Ryan Evans	35	257	7.3

**3-POINT FIELD GOAL PERCENTAGE**

Year	Name	FG	FGA	PCT
1983	Rick Olson	18	48	.375
1987	Mike Heineman	29	61	.475
1988	Trent Jackson	74	164	.451
1989	Tim Locum	54	111	.486
1990	Tim Locum	67	143	.469
1991	Tim Locum	65	134	.485
1992	Tracy Webster	75	153	.490
1993	Andy Kilbride	49	107	.458
1994	Andy Kilbride	54	131	.412
1995	Andy Kilbride	54	134	.403
1996	Hennsny Auriantal	35	88	.398
1997	Ty Calderwood	39	117	.333
1998	Sean Mason	54	161	.335
1999	Jon Bryant	46	119	.387
2000	Duany Duany	47	120	.392
2001	Ricky Bower	22	50	.440
2002	Kirk Penney	62	161	.385
2003	Devin Harris	53	137	.387
2004	Clayton Hanson	29	76	.382
2005	Zach Morley	28	56	.500
2006	Kammron Taylor	67	168	.399
2007	Kammron Taylor	68	177	.384
2008	Michael Flowers	49	119	.412
2009	Tim Jarmusz	21	50	.420

2010	Trévon Hughes	107	150	.396
2011	Keaton Nankivil	59	129	.457
2012	Josh Gasser	42	93	.452
2013	Sam Dekker	50	128	.391

Minimum 1.5 attempts per game

**FREE THROW PERCENTAGE**

Year	Name	FT	FTA	PCT
1947	Bob Cook	75	101	.743
1948	Bob Cook	73	97	.754
1949	Don Rehfeldt	89	129	.690
1950	Don Rehfeldt	96	147	.653
1951	Ab Nicholas	106	149	.711
1952	Ab Nicholas	121	176	.687
1953	Dick Cable	81	110	.736
1954	Dick Cable	69	92	.750
1955	Dick Miller	87	109	.798
1956	Dick Miller	145	181	.801
1957	Bob Litzow	55	92	.598
1958	Walter Holt	71	90	.789
1959	Bob Barneson	73	108	.676
1960	Marty Gharrity	74	92	.804
1961	Ken Siebel	67	97	.691
1962	Ken Siebel	104	155	.671
1963	Ken Siebel	111	158	.703
1964	Mark Zubor	69	99	.697
1965	Ken Barnes	62	84	.738
1966	Mike Carlin	70	90	.778
1967	Chuck Nagle	87	117	.744
1968	James Johnson	95	130	.731
1969	Chuck Nagle	53	63	.841
1970	Clarence Sherrod	168	202	.832
1971	Clarence Sherrod	148	200	.740
1972	Lee Oler	84	106	.792
1973	Leon Howard	117	157	.745
1974	Kim Hughes	57	92	.620
1975	Mike McCauley	98	125	.784
1976	Dale Koehler	125	165	.758
1977	James Gregory	97	139	.698
1978	Bill Pearson	74	95	.779
1979	Wes Matthews	109	139	.784
1980	Wes Matthews	127	143	.888
1981	Claude Gregory	152	202	.752
1982	Cory Blackwell	71	103	.689
1983	Brad Sellers	82	99	.828
1984	Scott Roth	76	96	.792
1985	Rick Olson	73	82	.890
1986	Rick Olson	97	110	.882
1987	J.J. Weber	105	141	.745
1988	Trent Jackson	88	106	.830
1989	Danny Jones	149	199	.749
1990	Willie Simms	92	146	.630
1991	Patrick Tompkins	95	147	.646
1992	Tracy Webster	90	115	.783
1993	Tracy Webster	72	89	.809
1994	Michael Finley	110	140	.786
1995	Michael Finley	140	181	.773
1996	Mosezell Peterson	79	107	.738
1997	Paul Grant	92	129	.713
1998	Sean Mason	128	157	.815
1999	Sean Mason	137	169	.811

2000	Mark Vershaw	106	144	.736
2001	Roy Boone	88	118	.746
2002	Devin Harris	101	130	.777
2003	Mike Wilkinson	81	103	.786
2004	Devin Harris	171	216	.792
2005	Kammron Taylor	89	116	.767
2006	Kammron Taylor	92	111	.829
2007	Kammron Taylor	124	157	.790
2008	Jason Bohannon	72	83	.867
2009	Joe Krabbenhoft	66	78	.846
2010	Jon Leuer	67	93	.720
2011	Jon Leuer	113	134	.843
2012	Jordan Taylor	135	172	.785
2013	Jared Berggren	73	104	.702

Minimum 2.0 made per game

**ASSISTS**

Year	Name	G	AST	AVG
1974	Marcus McCoy	24	74	3.1
1975	Bruce McCauley	25	88	3.5
1976	James Smith	23	76	3.3
1977	Bob Falk	27	93	3.4
	Arnold Gaines	27	93	3.4
1978	Arnold Gaines	26	80	3.1
1979	Wes Matthews	27	106	3.9
1980	Wes Matthews	28	118	4.2
1981	Dan Hastings	27	85	3.1
1982	Carl Golston	27	93	3.4
1983	Rick Olson	28	83	3.0
1984	Scott Roth	28	87	3.1
1985	Mike Heineman	25	111	4.4
1986	Mike Heineman	22	100	4.5
1987	Mike Heineman	28	137	4.9
1988	Tom Molaski	28	104	3.7
1989	Tom Molaski	30	108	3.6
1990	Willie Simms	30	97	3.2
1991	Willie Simms	29	98	3.4
1992	Tracy Webster	31	151	4.9
1993	Tracy Webster	28	179	6.4
1994	Tracy Webster	29	171	5.9
1995	Michael Finley	27	108	4.0
1996	Sam Okey	32	100	3.1
1997	Ty Calderwood	27	101	3.7
1998	Hennessy Auriantal	29	64	2.2
1999	Ty Calderwood	32	104	3.3
2000	Mark Vershaw	36	118	3.3
2001	Mike Kelley	29	89	3.1
2002	Travon Davis	32	126	3.9
2003	Kirk Penney	32	100	3.1
2004	Devin Harris	32	141	4.4
2005	Sharif Chambliss	34	95	2.8
2006	Kammron Taylor	31	73	2.4
2007	Michael Flowers	36	105	2.9
2008	Michael Flowers	36	97	2.7
2009	Trévon Hughes	33	94	2.9
2010	Jordan Taylor	33	118	3.6
2011	Jordan Taylor	34	161	4.7
2012	Jordan Taylor	36	147	4.1
2013	Traevon Jackson	35	99	2.8

**STEALS**

Year	Name	G	STL	AVG
1978	Arnold Gaines	26	28	1.1
1979	Wes Matthews	27	53	2.0
1980	Wes Matthews	28	42	1.5
1981	John Bailey	27	39	1.4
1982	John Bailey	27	37	1.4
1983	Cory Blackwell	28	39	1.4
1984	Scott Roth	28	43	1.5
1985	Mike Heineman	25	33	1.3
1986	Rick Olson	28	33	1.2
1987	J.J. Weber	31	41	1.3
1988	Trent Jackson	28	59	2.1
1989	Trent Jackson	30	50	1.7
1990	Willie Simms	30	33	1.1
	Tim Locum	30	33	1.1
1991	Willie Simms	29	27	0.9
1992	Tracy Webster	31	48	1.5
1993	Tracy Webster	28	66	2.4
1994	Tracy Webster	29	69	2.4
1995	Michael Finley	27	52	1.9
1996	Hennessy Auriantal	32	43	1.3
1997	Ty Calderwood	27	63	2.3
1998	Mike Kelley	31	58	1.9
1999	Mike Kelley	32	62	1.9
2000	Mike Kelley	36	95	2.6
2001	Mike Kelley	29	60	2.1
2002	Devin Harris	32	43	1.3
2003	Devin Harris	32	65	2.0
2004	Devin Harris	32	56	1.8
2005	Mike Wilkinson	34	38	1.1
2006	Michael Flowers	31	39	1.3
2007	Michael Flowers	36	58	1.6
2008	Trévon Hughes	35	62	1.7
2009	Trévon Hughes	33	49	1.5
2010	Trévon Hughes	33	55	1.7
2011	Jordan Taylor	34	25	0.7
2012	Jordan Taylor	36	37	1.0
2013	Traevon Jackson	35	35	1.0

**BLOCKED SHOTS**

Year	Name	G	BL	AVG
1978	Claude Gregory	27	21	0.8
1979	Claude Gregory	27	21	0.8
1980	Claude Gregory	29	20	0.7
1981	Claude Gregory	27	26	1.0
1982	Brad Sellers	27	52	1.9
1983	Brad Sellers	28	68	2.4
1984	David Miller	27	11	0.4
1985	John Ploss	28	20	0.7
1986	J.J. Weber	28	28	1.0
1987	J.J. Weber	31	45	1.5
1988	Kurt Portmann	28	25	0.9
1989	Kurt Portmann	30	34	1.1
1990	Kurt Portmann	31	30	1.0
1991	Patrick Tompkins	30	25	0.8
1992	Louis Ely	30	41	1.4
1993	Louis Ely	28	31	1.1
1994	Rashard Griffith	25	66	2.6
1995	Rashard Griffith	26	58	2.2

1996	Sam Okey	32	42	1.3
1997	Paul Grant	28	34	1.2
1998	Sean Daugherty	31	18	0.6
	Andy Kowske	31	18	0.6
1999	Andy Kowske	32	27	0.8
2000	Andy Kowske	36	27	0.8
2001	Andy Kowske	29	14	0.5
2002	Devin Harris	32	18	0.6
2003	Mike Wilkinson	32	31	1.0
2004	Mike Wilkinson	32	41	1.3
2005	Mike Wilkinson	34	31	0.9
2006	Greg Stiemsma	16	24	1.5
2007	Marcus Landry	36	31	0.9
2008	Greg Stiemsma	35	40	1.1
2009	Marcus Landry	33	35	1.1
2010	Jon Leuer	24	32	1.3
2011	Keaton Nankivil	34	42	1.2
2012	Jared Berggren	36	60	1.7
2013	Jared Berggren	35	73	2.1

**MINUTES**

Year	Name	G	MIN	AVG
1978	Arnold Gaines	26	782	30.1
1979	Wes Matthews	27	986	36.5
1980	Claude Gregory	29	1001	34.5
1981	Claude Gregory	27	989	36.6
1982	Brad Sellers	27	964	35.7
1983	Brad Sellers	28	1009	36.0
1984	Cory Blackwell	28	1045	37.3
1985	Rick Olson	28	970	34.6
1986	Rick Olson	28	983	35.1
1987	J.J. Weber	31	993	32.0
1988	Trent Jackson	28	1032	36.9
1989	Trent Jackson	30	1099	36.6
1990	Danny Jones	31	1043	33.6
1991	Patrick Tompkins	30	1091	36.4
1992	Tracy Webster	31	1077	34.7
1993	Michael Finley	28	979	35.0
1994	Michael Finley	29	1046	36.1
1995	Michael Finley	27	1000	37.0
1996	Sam Okey	32	1024	32.0
1997	Ty Calderwood	27	886	32.8
1998	Sean Mason	31	885	28.5
1999	Sean Mason	32	937	29.3
2000	Mark Vershaw	36	1122	31.2
2001	Mike Kelley	29	903	31.1
2002	Devin Harris	32	1094	34.2
2003	Kirk Penney	32	1119	35.0
2004	Devin Harris	32	1162	36.3
2005	Mike Wilkinson	34	1081	31.8
2006	Kammron Taylor	31	1064	34.3
2007	Kammron Taylor	36	1182	32.8
2008	Michael Flowers	36	1139	31.6
2009	Jason Bohannon	33	1092	33.1
2010	Jason Bohannon	33	1214	36.8
2011	Jordan Taylor	34	1241	36.5
2012	Jordan Taylor	36	1297	36.0
2013	Ben Brust	35	1200	34.3



# 1,000-Point Scorers

## 1. Alando Tucker — 2,217

Wisconsin's all-time leading scorer, Alando Tucker was UW's first consensus 1st-team All-American since John Kotz in 1942 ... Tucker earned Big Ten Player of the Year as a senior and was a finalist for every national player of the year award that season ... he broke Devin Harris' single-season school record with 716 points in 2006-07 ... finished career ranking ninth in Big Ten history in both career points and free throws and fourth in conference history in free throw attempts ... 2007 Lowe's Senior CLASS Award winner ... UWBWA District V Player of the year as a senior ... first UW player to lead the Big Ten in scoring in league games (20.0 ppg, 2006) since Don Rehefeldt in 1950 ... tied school-record with five Big Ten Player of the Week awards ... consensus first-team All-Big Ten as well as NABC first-team All-District 11 and USBWA All-District 5 pick as a junior ... third-team All-Big Ten as a sophomore ... led the Big Ten and set school record for offensive rebounds (2.69 per game and 86 total) as a freshman ... finished career ranking first or second in eight different UW season statistical categories, topping the charts in career field goals, free throws made, games played and minutes played ... first-round draft pick of the Phoenix Suns (29th overall) in the 2007 NBA Draft

Season	G	FG-A	PCT	3P-A	PCT	FT-A	PCT	REB	AST	PTS-AVG
2002-03	32	139-261	.533	18-58	.310	89-130	.685	189	34	385-12.0
2003-04	4	19-33	.576	3-7	.429	15-22	.682	18	1	56-14.0
2004-05	31	162-334	.485	23-73	.315	125-183	.683	189	52	472-15.2
2005-06	31	222-490	.453	17-68	.250	127-233	.545	177	53	588-19.0
2006-07	36	256-545	.470	40-123	.325	164-249	.659	196	73	716-19.9
<b>Totals</b>	<b>134</b>	<b>798-1663</b>	<b>.480</b>	<b>101-329</b>	<b>.307</b>	<b>520-817</b>	<b>.636</b>	<b>769</b>	<b>213</b>	<b>2217-16.5</b>

## 2. Michael Finley — 2,147

By the time Michael Finley finished his career at Wisconsin, he had risen to the 12th-leading scorer in Big Ten history (all games) ... at the time, Finley also ranked seventh in Big Ten scoring annals in conference games with 1,385 points ... three-time (1993, '94, '95) Associated Press honorable mention All-America choice ... twice (1993, '95) named first-team All-Big Ten ... only player in Badger history to score 500 points in three different seasons ... only player in UW history to average better than 20 points per game in three different years ... finished career ranking first or second in six different UW career statistical categories, including setting the school's career record for field goal attempts and three-point field goal attempts ... first-round draft choice (21st overall) of the Phoenix Suns in 1995 ... won an NBA Title in 2007 with the San Antonio Spurs ... inducted into the UW Athletic Hall of Fame in 2004

Season	G	FG-A	PCT	3P-A	PCT	FT-A	PCT	REB	AST	PTS-AVG
1991-92	31	130-287	.453	26-72	.361	95-128	.742	152	85	381-12.3
1992-93	28	223-478	.467	63-173	.364	111-144	.771	161	86	620-22.1
1993-94	29	208-446	.466	66-182	.363	110-140	.786	194	92	592-20.4
1994-95	27	178-470	.379	58-204	.284	140-181	.773	141	108	554-20.5
<b>Totals</b>	<b>115</b>	<b>739-1681</b>	<b>.440</b>	<b>213-631</b>	<b>.338</b>	<b>456-593</b>	<b>.768</b>	<b>648</b>	<b>371</b>	<b>2147-18.7</b>

## 3. Danny Jones — 1,854

An AP honorable mention All-America in 1988-89, Danny Jones led the Badgers in scoring in 1988-89 and 1989-90 ... two-time team captain (1988-89, '89-90) ... Badger MVP in 1989-90 ... second-team All-Big Ten in 1989-90 and 1988-89, and third-team All-Big Ten by UPI in 1987-88 ... named Badgers' Most Improved Player in 1987-88 ... led UW in rebounding in 1987-88 and 1988-89 ... set then-school record for points in a season when he scored 611 in 1988-89 ... finished as UW's all-time leader in career field goal percentage (.535), free throw attempts with 599 and was second in school history in field goals made (723) ... scored in double figures in 91 games for Badgers, including a stretch of 33 straight ... inducted in UW Athletic Hall of Fame in 2003

Season	G	FG-A	PCT	3P-A	PCT	FT-A	PCT	REB	AST	PTS-AVG
1986-87	31	101-181	.558	0-0	—	52-88	.591	99	21	254-8.2
1987-88	26	176-309	.570	0-1	.000	89-124	.718	121	26	441-17.0
1988-89	30	231-449	.514	0-2	.000	149-199	.749	141	35	611-20.4
1989-90	31	215-412	.522	0-4	.000	118-188	.628	140	26	548-17.7
<b>Totals</b>	<b>118</b>	<b>723-1351</b>	<b>.535</b>	<b>0-7</b>	<b>.000</b>	<b>408-599</b>	<b>.681</b>	<b>501</b>	<b>108</b>	<b>1854-15.7</b>

#### 4. Claude Gregory — 1,745

UW's career rebounding leader (904), Claude Gregory scored in double figures in 80 games ... a second-team All-Big Ten selection in 1980-81 and a third-team all-conference choice in 1979-80 ... led team in scoring and rebounding in 1980-81 en route to Badger MVP honors ... also led UW in rebounding in 1978-79 and 1979-80 ... named team's Most Improved Player in 1977-78 ... finished UW career as school's leader in field goals, field goal attempts, free throws, free throw attempts and minutes played ... brother, James, played at UW from 1976-78 ... second-round draft choice (41st overall) of Washington in 1981 NBA Draft

Season	G	FG-A	PCT	3P-A	PCT	FT-A	PCT	REB	AST	PTS-AVG
1977-78	27	92-245	.376	—	—	70-99	.707	165	17	254-9.4
1978-79	27	168-385	.436	—	—	71-106	.670	235	29	407-15.1
1979-80	29	197-424	.465	—	—	140-189	.741	254	37	534-18.4
1980-81	27	199-438	.454	—	—	152-202	.752	249	25	550-20.4
<b>Totals</b>	<b>110</b>	<b>656-1492</b>	<b>.440</b>	<b>—</b>	<b>—</b>	<b>433-596</b>	<b>.727</b>	<b>904</b>	<b>108</b>	<b>1745-15.9</b>

#### 5. Rick Olson — 1,736

A member of the UW Athletic Hall of Fame (Class of 2008), Rick Olson started every game during his four-year career ... UW's career leader in free throw percentage (.870), Olson also set school records for minutes played (3,962) and games started (112) ... team captain, MVP and leading scorer as a senior in 1985-86 ... third-team All-Big Ten in 1985-86 and honorable mention All-Big Ten in 1984-85 ... set then-Big Ten record for consecutive free throws made when he connected on 36 straight during 1984 and 1985 ... his 39 points in a win over Michigan (1/14/84) were just three short of Ken Barnes' school record ... selected in seventh round (158th overall) of 1986 NBA Draft by Houston ... a 2000 Madison Sports Hall of Fame inductee and 2006 Wisconsin Basketball Coaches Association Hall of Fame inductee

Season	G	FG-A	PCT	3P-A	PCT	FT-A	PCT	REB	AST	PTS-AVG
1982-83	28	129-326	.398	18-48	.375	31-41	.756	41	83	307-11.0
1983-84	28	166-337	.493	—	—	59-66	.894	44	67	391-14.0
1984-85	28	197-397	.496	—	—	73-82	.890	52	66	467-16.7
1985-86	28	237-485	.489	—	—	97-110	.882	67	43	571-20.4
<b>Totals</b>	<b>112</b>	<b>729-1545</b>	<b>.472</b>	<b>18-48</b>	<b>.375</b>	<b>260-299</b>	<b>.870</b>	<b>204</b>	<b>259</b>	<b>1736-15.5</b>

#### 6. Trent Jackson — 1,545

Trent Jackson earned second-team All-Big Ten honors from AP in 1988-89, while leading Badgers to their first postseason tournament bid since 1947 ... team MVP in 1987-88 and 1988-89 ... also captained squad in 1988-89 ... a third-team All-Big Ten choice by UPI in 1987-88 ... tabbed UW's Most Improved Player in 1986-87 ... led team in scoring in 1987-88 ... exited his career as the school's leader in 3-point field goals (193), 3-point attempts (430) and steals (151) ... also set then-single-season steals record with 59 in 1988 and was the first UW player to hit seven 3-pointers in a single game (at Ohio State 1/17/87)

Season	G	FG-A	PCT	3P-A	PCT	FT-A	PCT	REB	AST	PTS-AVG
1985-86	13	35-83	.422	—	—	5-10	.500	18	24	75-5.8
1986-87	28	129-289	.446	46-103	.447	46-59	.780	36	38	350-12.5
1987-88	28	192-426	.451	74-164	.451	88-106	.830	106	98	546-19.5
1988-89	30	201-408	.493	73-163	.448	99-133	.744	90	101	574-19.1
<b>Totals</b>	<b>99</b>	<b>557-1206</b>	<b>.462</b>	<b>193-430</b>	<b>.449</b>	<b>238-308</b>	<b>.773</b>	<b>250</b>	<b>261</b>	<b>1545-15.6</b>

## 7. Jordan Taylor — 1,533

Jordan Taylor became just the second Badger in school history to earn multiple AP All-American honors after being named honorable mention in 2012 and second-team All-American as a junior ... he was also a two-time first-team All-Big Ten pick in 2011 and 2012 and being named to the Big Ten All-Defensive Team in 2011 ... one of 5 finalists for the 2011 Bob Cousy Award, Taylor set the NCAA record for career assist-to-turnovers ratio (464 assists, 154 TOs = 3.01 ratio) ... led the NCAA in assist-to-TO ratio as a junior (3.83) ... finished his career second in school history with 464 assists and became eighth player in Big Ten history with 1,500 points, 400 rebounds and 450 assists ... owns 21 games with 20+ points, including a career-high 39 points at Indiana (3/3/11)

Season	G	FG-A	PCT	3P-A	PCT	FT-A	PCT	REB	AST	PTS-AVG
2008-09	33	19-73	.260	5-26	.192	10-17	.588	31	38	53-1.6
2009-10	33	111-281	.395	35-107	.327	74-103	.718	105	118	331-10.0
2010-11	34	194-448	.433	75-175	.429	154-185	.832	139	161	617-18.1
2011-12	36	166-413	.402	65-176	.369	135-172	.785	137	147	532-14.8
<b>Totals</b>	<b>136</b>	<b>490-1215</b>	<b>.403</b>	<b>180-484</b>	<b>.372</b>	<b>373-477</b>	<b>.782</b>	<b>412</b>	<b>464</b>	<b>1533-11.3</b>

## 8. Mike Wilkinson — 1,532

Mike Wilkinson led the Badgers in rebounding all four of his years at UW ... consensus first-team All-Big Ten as well as NABC All-District 11, USBWA All-District 5 and Basketball Times All-Mideast selection his senior year ... earned second-team All-Big Ten as a junior and was also named to the 2004 Big Ten All-Tournament team ... 14 career double-doubles ... started every game in his last three seasons and never missed a game in his career ... exited UW ranked first in career offensive rebounds (311), games played (130) and minutes played (4,023) and third in total rebounds (856)

Season	G	FG-A	PCT	3P-A	PCT	FT-A	PCT	REB	AST	PTS-AVG
2001-02	32	94-212	.443	18-54	.333	93-123	.756	171	48	299-9.3
2002-03	32	113-261	.433	21-71	.296	81-103	.786	216	50	328-10.3
2003-04	32	136-277	.491	28-81	.346	119-160	.744	219	62	419-13.1
2004-05	34	179-349	.513	27-73	.370	101-148	.682	250	62	486-14.3
<b>Totals</b>	<b>130</b>	<b>522-1099</b>	<b>.475</b>	<b>94-279</b>	<b>.337</b>	<b>394-534</b>	<b>.738</b>	<b>856</b>	<b>222</b>	<b>1532-11.8</b>

## 9. Kirk Penney — 1,454

A native of Auckland, New Zealand, Kirk Penney became the first UW player to earn back-to-back first-team All-Big Ten selections (2002 and 2003) since Ab Nicholas in 1951 and 1952 ... unanimous first-team choice by both coaches and media in 2003 ... at the time, set school-record with five Big Ten Player of the Week awards ... finished career second on UW career list in 3-pointers made (217) and attempted (561)

Season	G	FG-A	PCT	3P-A	PCT	FT-A	PCT	REB	AST	PTS-AVG
1999-00	34	45-135	.333	23-77	.299	14-19	.737	48	27	127-3.7
2000-01	29	108-245	.441	70-162	.432	40-56	.714	88	32	326-11.2
2001-02	32	167-368	.454	62-161	.385	86-112	.768	157	55	482-15.1
2002-03	32	183-410	.446	62-161	.385	91-121	.752	191	100	519-16.2
<b>Totals</b>	<b>127</b>	<b>503-1158</b>	<b>.434</b>	<b>217-561</b>	<b>.387</b>	<b>231-308</b>	<b>.750</b>	<b>484</b>	<b>214</b>	<b>1454-11.4</b>

## 10. Devin Harris — 1,425

The 2004 Big Ten Player of the Year, Devin Harris was a starter for two regular season Big Ten championship teams (2002 and 2003) and the 2004 Big Ten Tournament title squad ... 2004 Wooden Award All-American ... finalist for Wooden, Naismith, Rupp and USBWA Player of the Year Awards as a junior ... runner-up for the Cousy Award (top collegiate point guard) ... second-team AP All-American ... also earned the 2004 Big Ten Tournament Most Outstanding Player award ... his 624 points in 2003-04 were the second-highest single-season mark in UW history at the time ... set the school record with 171 made free throws in 2004 ... started all 96 games of his career, averaging 35.0 minutes per game ... drafted by Washington with the 5th overall pick in the 2004 NBA Draft ... earned All-Star recognition with the New Jersey Nets in 2009

Season	G	FG-A	PCT	3P-A	PCT	FT-A	PCT	REB	AST	PTS-AVG
2001-02	32	117-283	.413	59-161	.366	101-130	.777	105	56	394-12.3
2002-03	32	132-285	.463	53-137	.387	90-119	.756	147	98	407-12.7
2003-04	32	189-412	.459	75-201	.373	171-216	.792	139	141	624-19.5
<b>Totals</b>	<b>96</b>	<b>438-980</b>	<b>.447</b>	<b>187-499</b>	<b>.375</b>	<b>362-465</b>	<b>.778</b>	<b>391</b>	<b>295</b>	<b>1425-14.8</b>

## 11. Clarence Sherrod — 1,408

UW's career leader in scoring average (19.6 ppg), Clarence Sherrod was inducted into the UW Athletic Hall of Fame in 2002 ... second-team All-Big Ten choice in 1969-70 and 1970-71 ... Academic All-Big Ten in 1969-70 ... team co-captain in 1970-71 ... led team in scoring in 1969-70 and 1970-71 ... ranks second behind Alando Tucker with 40 consecutive games scoring in double figures ... still holds Badger single-season mark for scoring average of 23.8 in 1970-71 ... ranks second to Devin Harris in season free throws (168) in 1969-70 ... seven career 30-point games ... chosen by Chicago in eighth round (134th overall) of 1971 NBA Draft

Season	G	FG-A	PCT	3P-A	PCT	FT-A	PCT	REB	AST	PTS-AVG
1968-69	24	104-273	.381	—	—	92-120	.767	161	—	300-12.5
1969-70	24	185-438	.420	—	—	168-202	.832	174	—	538-22.4
1970-71	24	211-519	.407	—	—	148-200	.740	183	—	570-23.8
<b>Totals</b>	<b>72</b>	<b>500-1230</b>	<b>.407</b>	<b>—</b>	<b>—</b>	<b>408-522</b>	<b>.782</b>	<b>518</b>	<b>—</b>	<b>1408-19.6</b>

## 12. Cory Blackwell — 1,405

A first-team All-Big Ten selection in 1983-84, Cory Blackwell garnered AP honorable mention All-America honors in his third and final season at Wisconsin ... two-time team MVP (1982-83 and 1983-84) ... third-team All-Big Ten in 1982-83 ... 36 straight games scoring in double figures ... his 16.9 ppg career scoring average ranks fourth in UW annals ... his 529 points in 1983-84 were the third-highest mark in UW history at the time ... selected by Seattle in second round (29th overall) of 1984 NBA Draft

Season	G	FG-A	PCT	3P-A	PCT	FT-A	PCT	REB	AST	PTS-AVG
1981-82	27	147-330	.445	—	—	71-103	.689	137	43	365-13.5
1982-83	28	215-465	.462	1-4	.250	80-113	.708	206	44	511-18.3
1983-84	28	201-439	.458	—	—	127-181	.702	243	50	529-18.9
<b>Totals</b>	<b>83</b>	<b>563-1234</b>	<b>.456</b>	<b>1-4</b>	<b>.250</b>	<b>278-397</b>	<b>.700</b>	<b>586</b>	<b>137</b>	<b>1405-16.9</b>

## 13. Jon Leuer — 1,376

Jon Leuer led UW in scoring and rebound during both his junior and senior seasons ... earned honorable mention AP All-American status as a senior ... 2011 first-team All-Big Ten selection (coaches) and second-team All-Big Ten (media) as well as NABC All-District 11, USBWA All-District 5 ... two-time Academic All-Big Ten (2009 & 2010) missed nine games as a junior with a broken left wrist ... scored 621 points in his senior season, the third-highest single-season total in school annals ... was part of a class that totaled 100 career wins ... his 85 career blocks place him 10th on UW's all-time ledger ... selected in second round of 2011 NBA Draft by the Milwaukee Bucks

Season	G	FG-A	PCT	3P-A	PCT	FT-A	PCT	REB	AST	PTS-AVG
2007-08	32	34-72	.472	12-26	.462	14-29	.483	40	12	94-2.9
2008-09	33	115-247	.466	16-54	.296	46-76	.605	126	28	292-8.8
2009-10	24	142-272	.522	18-46	.391	67-93	.720	139	39	369-15.4
2010-11	34	227-483	.470	54-146	.370	113-134	.843	246	56	621-18.3
<b>Totals</b>	<b>123</b>	<b>518-1074</b>	<b>.482</b>	<b>100-272</b>	<b>.368</b>	<b>240-332</b>	<b>.723</b>	<b>551</b>	<b>135</b>	<b>1376-11.2</b>

## 14. Trévon Hughes — 1,339

Trévon Hughes was a part of 105 wins during his Badger career, tying the UW record ... he appeared in 132 games, starting 100 contests ... starter on the 2008 Big Ten regular season and tournament championship team ... 2010 All-Big Ten second team ... 2010 Big Ten All-Defensive team ... 2010 Bob Cousy Award finalist ... 2008 and 2009 All-Big Ten honorable mention ... finished career ranked third in UW history with 177 career steals, 10th with 277 assists and seventh with 175 3-pointers ... just the third UW player in history with 1,300 points, 300 rebounds and 250 assists, joining Michael Finley and Devin Harris ... posted 15 career games with 20+ points

Season	G	FG-A	PCT	3P-A	PCT	FT-A	PCT	REB	AST	PTS-AVG
2006-07	31	11-35	.314	6-18	.333	14-20	.700	32	11	42-1.4
2007-08	35	121-307	.394	43-137	.314	108-157	.688	107	86	393-11.2
2008-09	33	121-317	.382	52-145	.359	105-137	.766	105	94	399-12.1
2009-10	33	162-399	.406	74-187	.396	107-150	.713	148	86	505-15.3
<b>Totals</b>	<b>132</b>	<b>415-1058</b>	<b>.392</b>	<b>175-487</b>	<b>.359</b>	<b>334-464</b>	<b>.720</b>	<b>392</b>	<b>277</b>	<b>1339-10.1</b>

**15. Sean Mason — 1,294**

Sean Mason appeared in 105 games for the Badgers (72 starts) and capped his career with AP honorable mention All-America honors as a senior ... second-team All-Big Ten in 1998-99 and honorable mention the year before ... he finished his career ranked sixth in free throw percentage (.794), fifth in free throws (332), fifth in 3-point field goals (166) and third in 3-point field goal attempts (471) ... team's leading scorer his last two seasons, he was Big Ten's sixth-leading scorer as a senior ... set UW single-season records for 3-point field goals (78) and 3-point attempts (208) his senior year ... a right ACL injury cut short his sophomore season after 13 games a left ACL injury limited the following year (in which he redshirted) to four games ... tri-captain in '97-98

Season	G	FG-A	PCT	3P-A	PCT	FT-A	PCT	REB	AST	PTS-AVG
1994-95	25	41-122	.336	21-62	.339	23-39	.590	49	20	126-5.0
1995-96	13	37-93	.398	10-31	.323	28-33	.848	31	22	112-8.6
1996-97	4	9-25	.360	3-9	.333	16-20	.800	11	5	37-9.3
1997-98	31	149-378	.394	54-161	.335	128-157	.815	106	46	480-15.5
1998-99	32	162-419	.387	78-208	.375	137-169	.811	137	61	539-16.8
<b>Totals</b>	<b>105</b>	<b>398-1037</b>	<b>.384</b>	<b>166-471</b>	<b>.352</b>	<b>332-418</b>	<b>.794</b>	<b>334</b>	<b>154</b>	<b>1294-12.3</b>

**16. Tracy Webster — 1,264**

Tracy Webster earned second-team All-Big Ten honors in 1991-92, third-team in 1992-93 and honorable mention in 1993-94 ... Wisconsin's career leader in assists (501) and is ranked second to Mike Kelley in career steals (183) ... holds the top two single-season assist marks in school history with 179 in 1992-93 and 171 in 1993-94 ... posted seven double-doubles with points and assists ... holds UW single-season mark for 3-point field goal percentage (.490) set in 1991-92 ... his seven 3-pointers in a 1994 NCAA tournament game vs. Missouri tied the school record as did his 13-assist game vs. Michigan (2/26/92) ... team MVP in 1991-92 ... three-time team captain (1991-92, '92-93 and '93-94) ... served as head coach at DePaul for 16 games in 2010

Season	G	FG-A	PCT	3P-A	PCT	FT-A	PCT	REB	AST	PTS-AVG
1991-92	31	186-419	.444	75-153	.490	90-115	.783	116	151	537-17.3
1992-93	28	139-354	.393	45-134	.336	72-89	.809	96	179	395-14.1
1993-94	29	120-272	.441	47-119	.395	45-63	.714	79	171	332-11.4
<b>Totals</b>	<b>88</b>	<b>445-1045</b>	<b>.426</b>	<b>167-406</b>	<b>.411</b>	<b>207-267</b>	<b>.775</b>	<b>291</b>	<b>501</b>	<b>1264-14.4</b>

**17. Wes Matthews — 1,251**

Wes Matthews left Wisconsin as the No. 2 scorer in school history and his 18.1 career average still ranks third ... second-team All-Big Ten in 1979-80 and third-team all-league honors from UPI in 1978-79 ... team MVP in 1978-79 ... career .817 free-throw shooter, including a then-UW record .888 in final season ... made school-record 35 straight free throws during 1979-80 campaign ... led team in scoring in each of his three seasons ... selected in first round (14th overall) of 1980 NBA Draft by Washington ... played nine seasons in the NBA, winning two NBA championship rings with the Lakers

Season	G	FG-A	PCT	3P-A	PCT	FT-A	PCT	REB	AST	PTS-AVG
1977-78	14	83-197	.421	—	—	37-52	.712	47	31	203-14.5
1978-79	27	195-417	.468	—	—	109-139	.784	69	106	499-18.5
1979-80	28	211-412	.512	—	—	127-143	.888	73	118	549-19.6
<b>Totals</b>	<b>69</b>	<b>489-1026</b>	<b>.477</b>	<b>—</b>	<b>—</b>	<b>273-334</b>	<b>.817</b>	<b>189</b>	<b>255</b>	<b>1251-18.1</b>

**18. Kamron Taylor — 1,223**

A second-team All-Big Ten selection as a senior, Kamron Taylor set the then-school record for minutes played in a season with 1,182 in 2006-07 ... also earned honorable mention All-Big Ten as a junior ... exited UW ranking sixth in career free-throw percentage (.795) and eighth in career made 3-pointers with 163 ... scored a career-high 29 points against Michigan on Jan. 18, 2006 ... started 36 games in 2006-07, tied among single-season school leaders

Season	G	FG-A	PCT	3P-A	PCT	FT-A	PCT	REB	AST	PTS-AVG
2003-04	18	7-19	.368	2-8	.250	5-6	.833	2	1	21-1.2
2004-05	34	85-224	.379	26-77	.338	89-116	.767	82	56	285-8.4
2005-06	31	140-364	.385	67-168	.399	92-111	.829	91	73	439-14.2
2006-07	36	143-340	.421	68-177	.384	124-157	.790	81	70	478-13.3
<b>Totals</b>	<b>119</b>	<b>375-947</b>	<b>.396</b>	<b>163-430</b>	<b>.379</b>	<b>310-390</b>	<b>.795</b>	<b>257</b>	<b>200</b>	<b>1223-10.3</b>

## 19. Joe Franklin — 1,215

Inducted into the UW Athletic Hall of Fame in 1997, Joe Franklin was a first-team All-Big Ten choice in 1967-68 ... UW's career rebounding average leader (11.9 per game) and the school's No. 2 rebounder overall ... led team in rebounding in each of his three seasons ... owns 47 career double-doubles, the most in Wisconsin history ... set the UW single-season scoring record with 544 in 1967-68 ... team MVP in 1966-67 and 1967-68 ... team captain in 1967-68 ... his 27 rebounds vs. Purdue (3/2/68) rank second in UW single-game annals ... chosen in fifth round (63rd overall) of 1968 NBA Draft by Milwaukee

Season	G	FG-A	PCT	3P-A	PCT	FT-A	PCT	REB	AST	PTS-AVG
1965-66	24	118-281	.419	—	—	48-99	.485	235	—	284-11.8
1966-67	24	139-316	.440	—	—	109-167	.653	289	—	387-16.1
1967-68	24	202-402	.502	—	—	140-210	.667	334	—	544-22.7
<b>Totals</b>	<b>72</b>	<b>459-999</b>	<b>.459</b>	<b>—</b>	<b>—</b>	<b>297-476</b>	<b>.624</b>	<b>858</b>	<b>—</b>	<b>1215-16.9</b>

## 20. Dale Koehler — 1,200

A two-time team MVP and captain (1974-75 and 1975-76), Dale Koehler at one point registered 28 straight double-digit scoring games ... led team in scoring and rebounding last two seasons, averaging a double-double both seasons ... connected on a school-record 17 free throws vs. Loyola (Ill.) on Dec. 6, 1975 ... set then-school record for points in a half with 28 and finished with 36 points vs. Michigan on Feb. 2, 1976 ... selected by Cleveland in eighth round (123rd overall) of 1976 NBA Draft

Season	G	FG-A	PCT	3P-A	PCT	FT-A	PCT	REB	AST	PTS-AVG
1972-73	7	4-11	.364	—	—	3-6	.500	9	—	11-1.6
1973-74	24	129-273	.473	—	—	44-73	.603	195	39	302-12.6
1974-75	21	155-307	.505	—	—	72-109	.661	213	33	382-18.2
1975-76	26	190-437	.435	—	—	125-165	.758	263	48	505-19.4
<b>Totals</b>	<b>78</b>	<b>478-1028</b>	<b>.465</b>	<b>—</b>	<b>—</b>	<b>244-353</b>	<b>.691</b>	<b>680</b>	<b>—</b>	<b>1200-15.4</b>

## 21. Dick Cable — 1,180

Dick Cable was inducted into the UW Athletics Hall of Fame as part of the Class of 1998... named team MVP and captain in 1954-55 ... led UW in scoring in 1953-54 and 1954-55 ... paced team in free throw pct. in 1952-53 and 1953-54 ... became second player in school history to eclipse the 1,000-point mark, setting the school's career points record at the time ... Milwaukee's second choice in 1955 NBA Draft

Season	G	FG-A	PCT	3P-A	PCT	FT-A	PCT	REB	AST	PTS-AVG
1951-52	16	50-128	.391	—	—	36-51	.706	92	41	136-8.5
1952-53	22	110-299	.368	—	—	81-110	.736	100	—	301-13.7
1953-54	22	116-266	.436	—	—	69-92	.750	90	—	301-13.7
1954-55	22	156-389	.401	—	—	130-170	.765	118	—	442-20.2
<b>Totals</b>	<b>82</b>	<b>432-1082</b>	<b>.399</b>	<b>—</b>	<b>—</b>	<b>316-423</b>	<b>.747</b>	<b>400</b>	<b>—</b>	<b>1180-14.4</b>

## 22. Joe Chnelich — 1,171

A four-year starter, Joe Chnelich was a two-time team captain (1978-79 and 1979-80) and team MVP in 1979-80 ... led Badgers in rebounding in 1977-78 ... set then-UW career record for field goal percentage with a mark of .512 ... his 841 career rebounds still rank fourth in UW annals ... first Badger to average double figures in points for four full seasons ... chosen by New York in the fourth round (82nd overall) of the 1980 NBA Draft

Season	G	FG-A	PCT	3P-A	PCT	FT-A	PCT	REB	AST	PTS-AVG
1976-77	27	122-227	.537	—	—	77-113	.681	238	30	321-11.9
1977-78	27	112-221	.507	—	—	51-72	.708	182	61	275-10.2
1978-79	26	108-230	.470	—	—	60-92	.652	212	42	276-10.6
1979-80	29	123-230	.535	—	—	53-81	.654	209	58	299-10.3
<b>Totals</b>	<b>109</b>	<b>465-908</b>	<b>.512</b>	<b>—</b>	<b>—</b>	<b>241-358</b>	<b>.673</b>	<b>841</b>	<b>191</b>	<b>1171-10.7</b>

## 23. Jason Bohannon — 1,170

Appearing in 135 career games (second-most in school history), Jason Bohannon tied the school record with 105 wins ... started 68 games and set the Badger record with 1,214 minutes played during his senior season ... 2010 third-team All-Big Ten ... 2008 Big Ten Sixth Man of the Year ... owns UW record for consecutive made free throws with 39 straight in 2008 ... career 84.8% free throw shooter, ranking third in UW history ... finished career ranking fourth in school history with 212 made 3-pointers ... led Big Ten in free throw pct. during 2008 conference games (.957)

Season	G	FG-A	PCT	3P-A	PCT	FT-A	PCT	REB	AST	PTS-AVG
2006-07	33	49-110	.445	27-74	.365	26-31	.839	48	35	151-4.6
2007-08	36	85-198	.429	53-135	.393	72-83	.867	85	50	295-8.2
2008-09	33	104-273	.381	64-175	.366	68-84	.810	101	55	340-10.3
2009-10	33	127-277	.458	68-175	.389	62-71	.873	119	71	384-11.6
<b>Totals</b>	<b>135</b>	<b>365-858</b>	<b>.425</b>	<b>212-559</b>	<b>.379</b>	<b>228-269</b>	<b>.848</b>	<b>353</b>	<b>211</b>	<b>1170-8.7</b>

## 24. Don Rehfeldt — 1,169

Don Rehfeldt is one of just seven Badgers to earn first-team All-America honors (1950) ... Big Ten MVP in 1950 ... first-team All-Big Ten in 1949 and 1950 ... two-time team MVP (1948-49 and 1949-50) ... led UW in scoring and free throw pct. in 1948-49 and 1949-50 and led Badgers in field goal pct. in 1947-48, 1948-49 and 1949-50 ... still holds school record for field goal attempts with 37 vs. Iowa on Feb. 28, 1949 ... first Badger to reach 1,000 points ... inducted into the UW Athletics Hall of Fame in 1991 ... chosen second overall by Baltimore in the 1950 NBA Draft ... \*entered service after first semester as freshman

Season	G	FG-A	PCT	3P-A	PCT	FT-A	PCT	REB	AST	PTS-AVG
1944-45*	9	37-na	—	—	—	21-na	—	—	—	95-10.6
1946-47	8	12-51	.235	—	—	9-18	.500	—	—	33-4.1
1947-48	20	86-258	.333	—	—	52-78	.667	—	—	224-11.2
1948-49	22	146-436	.335	—	—	89-129	.690	—	—	381-17.3
1949-50	22	170-505	.337	—	—	96-147	.653	—	—	436-19.8
<b>Totals</b>	<b>81</b>	<b>451-na</b>	<b>—</b>	<b>—</b>	<b>—</b>	<b>267-na</b>	<b>—</b>	<b>—</b>	<b>—</b>	<b>1169-14.4</b>

## 25. Leon Howard — 1,165

Leon Howard was a two-time team MVP (1971-72 and 1972-73) and also earned team captain honors in 1972-73 ... a three-year starter who led the UW in scoring in each of his last two seasons ... paced Badgers in free throw percentage in 1972-73 ... one of four Badgers to record a double-double (15 points, 11 rebounds) in a win over Loyola (New Orleans) in 1970

Season	G	FG-A	PCT	3P-A	PCT	FT-A	PCT	REB	AST	PTS-AVG
1970-71	23	133-290	.455	—	—	90-130	.692	104	—	356-14.8
1971-72	23	143-346	.413	—	—	92-136	.676	179	—	378-16.4
1972-73	24	157-353	.445	—	—	117-157	.745	155	—	431-18.0
<b>Totals</b>	<b>70</b>	<b>433-989</b>	<b>.438</b>	<b>—</b>	<b>—</b>	<b>299-423</b>	<b>.707</b>	<b>439</b>	<b>—</b>	<b>1165-16.6</b>

## 26. Scott Roth — 1,156

A three-year starter, Scott Roth earned team MVP as a senior in 1984-85 ... two-time team captain (1983-84 and 1984-85) ... led UW in scoring in 1984-85, field goal percentage in 1983-84 and 1984-85 and free throw percentage, assists and steals in 1983-84 ... selected by San Antonio in the fourth round (82nd overall) of the 1985 NBA Draft ... appeared in 166 games for Utah, San Antonio and Minnesota

Season	G	FG-A	PCT	3P-A	PCT	FT-A	PCT	REB	AST	PTS-AVG
1981-82	25	47-102	.461	—	—	10-18	.556	47	27	104-4.2
1982-83	28	59-156	.378	0-0	—	43-60	.717	94	67	161-5.8
1983-84	28	151-304	.497	—	—	76-96	.792	83	87	378-13.5
1984-85	28	198-365	.542	—	—	117-156	.750	86	74	513-18.3
<b>Totals</b>	<b>109</b>	<b>455-927</b>	<b>.491</b>	<b>0-0</b>	<b>—</b>	<b>246-330</b>	<b>.745</b>	<b>310</b>	<b>255</b>	<b>1156-10.6</b>

## 27. James Johnson — 1,147

James Johnson led the Badgers in scoring, rebounding and field goal percentage in 1968-69 en route to earning team MVP honors ... served as captain in 1968-69 ... three-year starter ... paced UW in free throw percentage in 1967-68 ... selected by Boston in seventh round (93rd overall) of 1969 NBA Draft

Season	G	FG-A	PCT	3P-A	PCT	FT-A	PCT	REB	AST	PTS-AVG
1966-67	24	104-228	.456	—	—	72-107	.673	128	—	280-11.7
1967-68	24	155-355	.437	—	—	95-130	.731	191	—	405-16.9
1968-69	24	164-401	.409	—	—	134-192	.698	210	—	462-19.2
<b>Totals</b>	<b>72</b>	<b>423-984</b>	<b>.430</b>	<b>—</b>	<b>—</b>	<b>301-429</b>	<b>.702</b>	<b>529</b>	<b>—</b>	<b>1147-15.9</b>

## 28. Brian Butch — 1,115

Brian Butch earned consensus first-team All-Big Ten honors while leading Wisconsin to the 2008 Big Ten championship ... three-time Academic All-Big Ten ... finished career ranked ninth in school history with 667 career rebounds and fifth with 222 career offensive rebounds ... one of only eight players in UW history with at least 1,000 career points and 650 career rebounds ... played in 97 Badger victories during his career ... tallied 12 career double-doubles

Season	G	FG-A	PCT	3P-A	PCT	FT-A	PCT	REB	AST	PTS-AVG
2004-05	27	35-83	.422	8-25	.320	20-34	.588	67	6	98-3.6
2005-06	31	119-241	.494	22-69	.319	46-70	.657	185	42	306-9.9
2006-07	30	97-204	.475	16-47	.340	55-94	.585	178	19	265-8.8
2007-08	35	158-346	.457	23-75	.307	96-146	.658	237	29	435-12.4
<b>Totals</b>	<b>123</b>	<b>409-874</b>	<b>.468</b>	<b>69-216</b>	<b>.319</b>	<b>282-410</b>	<b>.688</b>	<b>667</b>	<b>96</b>	<b>1084-8.8</b>

## 29. Marcus Landry — 1,114

A two-time second-team all-Big Ten pick in 2008 and 2009, Marcus Landry earned Most Outstanding Player of the 2008 Big Ten Tournament ... finished career ranking eighth in UW annals with 185 career offensive rebounds and fifth in Badgers history with 99 career blocks ... became just the 18th player in UW history with 1,000 points and 500 rebounds ... posted 45 career double-digit scoring games ... Wisconsin won 100 games during his four-year career ... led Badgers in scoring, blocks and FG pct. in 2009

Season	G	FG-A	PCT	3P-A	PCT	FT-A	PCT	REB	AST	PTS-AVG
2005-06	16	35-76	.474	4-11	.364	20-28	.714	50	20	96-6.0
2006-07	36	81-156	.519	13-36	.361	36-64	.563	116	30	211-5.9
2007-08	36	146-313	.466	19-54	.352	78-102	.765	194	50	389-10.8
2008-09	33	166-331	.502	29-79	.367	57-91	.626	151	51	418-12.7
<b>Totals</b>	<b>121</b>	<b>429-876</b>	<b>.490</b>	<b>65-180</b>	<b>.361</b>	<b>191-285</b>	<b>.670</b>	<b>511</b>	<b>151</b>	<b>1114-9.2</b>

## 30. Ken Siebel — 1,084

Ken Siebel was inducted into the UW Athletics Hall of Fame in 2006 for a standout career which featured team MVP honors three different seasons ... a three-year starter who led UW in scoring in 1961-62 ... paced Badgers in field goal percentage in 1960-61 and 1961-62 ... UW's free throw percentage leader in each of his three seasons ... selected by Baltimore in sixth round (47th overall) of the 1963 NBA Draft

Season	G	FG-A	PCT	3P-A	PCT	FT-A	PCT	REB	AST	PTS-AVG
1960-61	24	108-250	.432	—	—	67-97	.691	173	--	283-11.8
1961-62	24	144-318	.453	—	—	104-155	.671	171	--	392-16.3
1962-63	23	149-344	.433	—	—	111-158	.703	199	--	409-17.8
<b>Totals</b>	<b>71</b>	<b>401-912</b>	<b>.440</b>	<b>—</b>	<b>—</b>	<b>282-410</b>	<b>.688</b>	<b>543</b>	<b>--</b>	<b>1084-15.3</b>



**31. Tim Locum — 1,077**

One of the top 3-point shooters in UW history, Tim Locum holds the school record for made 3-pointers with 227 and currently ranks fourth on the all-time NCAA list for 3-point field goal percentage (.472) among players who have made at least 200 shots from beyond the arc ... two-time team captain (1989-90 and 1990-91) ... two-year starter ... owns three of the top five single-season 3-point shooting percentages in UW annals ... converted a school-record seven 3-pointers in a game on two different occasions

Season	G	FG-A	PCT	3P-A	PCT	FT-A	PCT	REB	AST	PTS-AVG
1987-88	28	58-137	.423	41-93	.441	30-35	.857	41	41	187-6.7
1988-89	30	83-168	.494	54-111	.486	45-55	.818	71	60	265-8.8
1989-90	30	94-194	.485	67-143	.469	40-45	.889	69	67	295-9.8
1990-91	30	107-212	.505	65-134	.485	51-59	.864	75	53	330-11.0
<b>Totals</b>	<b>118</b>	<b>342-711</b>	<b>.481</b>	<b>227-481</b>	<b>.472</b>	<b>166-194</b>	<b>.856</b>	<b>256</b>	<b>221</b>	<b>1077-9.1</b>

**T32. Larry Petty — 1,066**

A four-year starter, Larry Petty was tabbed UW's Most Improved Player in back-to-back seasons (1978-79 and 1979-80) ... finished his career ranked fourth in school history with 718 career rebounds ... led UW in field goal percentage in 1978-79 and 1980-81 ... chosen by Los Angeles in the seventh round (157th overall) of the 1981 NBA Draft

Season	G	FG-A	PCT	3P-A	PCT	FT-A	PCT	REB	AST	PTS-AVG
1977-78	27	50-138	.362	—	—	34-63	.540	128	11	134-5.0
1978-79	27	106-204	.520	—	—	55-94	.585	183	22	267-9.9
1979-80	29	97-210	.462	—	—	59-107	.551	175	25	253-8.7
1980-81	27	172-348	.494	—	—	68-126	.539	232	22	412-15.3
<b>Totals</b>	<b>110</b>	<b>425-900</b>	<b>.472</b>	<b>—</b>	<b>—</b>	<b>216-390</b>	<b>.554</b>	<b>718</b>	<b>80</b>	<b>1066-9.7</b>

**T32. Mark Vershaw — 1,066**

Mark Vershaw was just the sixth forward in Big Ten history to register at least 1,000 points, 400 rebounds and 300 assists ... never missed a game during his UW career ... finished his career tied for the school record with 128 games played ... exited UW sixth in career assists (311) and fifth in minutes played (3,466) ... leading scorer on UW's 2000 Final Four team and set school records for minutes played (1,122) and assists by a forward (118) that year

Season	G	FG-A	PCT	3P-A	PCT	FT-A	PCT	REB	AST	PTS-AVG
1997-98	31	59-134	.440	4-10	.400	42-72	.583	83	52	164-5.3
1998-99	32	84-185	.454	0-3	.000	61-75	.813	97	56	229-7.2
1999-00	36	148-326	.454	21-40	.525	106-144	.736	153	118	423-11.8
2000-01	29	79-203	.389	6-35	.171	86-119	.723	119	85	250-8.6
<b>Totals</b>	<b>128</b>	<b>370-848</b>	<b>.436</b>	<b>31-88</b>	<b>.352</b>	<b>295-410</b>	<b>.720</b>	<b>452</b>	<b>311</b>	<b>1066-8.3</b>

**34. Chuck Nagle — 1,064**

A three-year starter, Chuck Nagle broke UW's 62-year-old season scoring record with his 463-point performance in 1966-67... appeared in all 72 games of his career ... academic All-Big Ten in 1966-67 ... led UW in scoring and free throw percentage in 1966-67 ... scored a career-high 37 points vs. Michigan (3/4/67), still tied as the eighth highest-scoring game in UW history

Season	G	FG-A	PCT	3P-A	PCT	FT-A	PCT	REB	AST	PTS-AVG
1966-67	24	188-421	.447	—	—	87-117	.744	193	--	463-19.3
1967-68	24	146-312	.468	—	—	48-70	.686	106	--	340-14.2
1968-69	24	104-259	.402	—	—	53-63	.841	102	--	261-10.9
<b>Totals</b>	<b>72</b>	<b>438-992</b>	<b>.442</b>	<b>—</b>	<b>—</b>	<b>188-250</b>	<b>.752</b>	<b>401</b>	<b>--</b>	<b>1064-14.8</b>

### 35. Sean Daugherty — 1,057

Sean Daugherty appeared in 117 games (including 96 straight) during his UW career ... finished career as the school's all-time record holder with 227 offensive rebounds ... only the seventh player in school history to register 1,000 points and 600 rebounds ... registered 11 career double-doubles ... team tri-captain as a senior ... earned team's Badger Award in 1997-98 ... career-high 24 pts in final game (vs. Illinois)

Season	G	FG-A	PCT	3P-A	PCT	FT-A	PCT	REB	AST	PTS-AVG
1994-95	26	43-123	.350	13-47	.277	20-34	.588	99	13	119-4.6
1995-96	32	125-272	.460	12-39	.308	70-96	.729	202	33	332-10.4
1996-97	28	104-235	.443	17-48	.354	45-65	.692	151	22	270-9.6
1997-98	31	125-282	.443	11-34	.324	75-105	.714	192	33	336-10.8
<b>Totals</b>	<b>117</b>	<b>397-912</b>	<b>.435</b>	<b>53-168</b>	<b>.315</b>	<b>210-300</b>	<b>.700</b>	<b>644</b>	<b>101</b>	<b>1057-9.0</b>

### 36. J.J. Weber — 1,021

A three-year starter, J.J. Weber was named team MVP in 1986-87 after leading the Badgers in nearly every category including scoring, rebounding, field goal percentage, free throw percentage, steals and minutes ... led Badgers in rebounding in both 1984-85 and 1986-87 ... paced club in blocked shots in 1985-86 and 1986-87 ... tabbed team's Most Improved Player in 1984-85 ... finished career ranked second on UW's career blocked shots list (95) number one on the field goal percentage list (.527)

Season	G	FG-A	PCT	3P-A	PCT	FT-A	PCT	REB	AST	PTS-AVG
1983-84	18	7-13	.538	—	—	2-5	.400	18	6	16-0.9
1984-85	28	85-173	.491	—	—	37-53	.698	162	53	207-7.4
1985-86	28	131-258	.508	—	—	67-89	.753	161	55	329-11.8
1986-87	31	182-324	.562	—	—	105-141	.745	251	69	469-15.1
<b>Totals</b>	<b>105</b>	<b>405-768</b>	<b>.527</b>	<b>—</b>	<b>—</b>	<b>211-288</b>	<b>.733</b>	<b>592</b>	<b>183</b>	<b>1021-9.7</b>

### 37. Willie Simms — 1,015

Willie Simms started in three different seasons for the Badgers, leading the team in assists in each of his last two seasons ... team captain in 1990-91 ... named team's Most Improved Player in 1988-89 ... led Badgers in field goal percentage and free throw percentage in 1989-90 ... exited UW ranked second in the school's all-time annals for both offensive rebounds (176) and career field goal percentage (.545) ... scored career-high 31 points vs. Bowling Green (3/13/91)

Season	G	FG-A	PCT	3P-A	PCT	FT-A	PCT	REB	AST	PTS-AVG
1987-88	2	1-4	.250	0-0	—	2-5	.400	7	3	4-2.0
1988-89	30	84-162	.519	1-2	.500	21-53	.396	99	52	190-6.3
1989-90	30	153-284	.539	2-6	.333	92-146	.630	145	97	400-13.3
1990-91	29	153-267	.573	1-3	.333	114-179	.637	149	98	421-14.5
<b>Totals</b>	<b>91</b>	<b>391-717</b>	<b>.545</b>	<b>4-11</b>	<b>.364</b>	<b>229-383</b>	<b>.598</b>	<b>400</b>	<b>250</b>	<b>1015-11.2</b>

# 30-Point Performances

Pts.	Player	Opponent	Date
43	Frank Kaminsky	North Dakota	11/19/13
42	Ken Barnes	Indiana	3/8/65
42	Michael Finley	at E. Michigan	12/10/94
39	Rick Olson	Michigan	1/14/84
39	Jordan Taylor	at Indiana	3/3/11
38	Joe Franklin	Michigan State	1/16/68
38	Dale Koehler	Iowa	2/1/75
38	Devin Harris	Minnesota	2/4/04
38	Alando Tucker	E. Kentucky	11/19/05
37	Chuck Nagle	Michigan	3/4/67
36	Dale Koehler	at Michigan	2/2/76
36	Tracy Webster	SE Missouri St.	11/25/91
36	Michael Finley	Missouri	3/19/94
35	Jack Brens	Indiana	2/25/63
35	Clarence Sherrod	at Iowa	2/10/70
35	Claude Gregory	Kentucky State	12/5/80
35	Rick Olson	San Francisco St.	12/2/85
35	Don Rehfeldt	at Northwestern	2/11/50
34	Don Rehfeldt	Iowa	2/28/49
34	Bob Litzow	Indiana	2/10/58
34	Joe Franklin	Michigan	1/6/68
34	Cory Blackwell	Ohio State	2/9/83
34	Cory Blackwell	at Minnesota	2/19/83
34	Michael Finley	Ohio State	1/20/93
33	Dick Miller	at Michigan St.	2/27/56
33	Ron Jackson	Dayton	12/28/61
33	Dale Koehler	Loyola Chicago	12/6/75
33	Claude Gregory	at Iowa	2/28/81
33	Scott Roth	Oklahoma St.	12/29/83
33	Trent Jackson	at Butler	12/10/88
33	Tracy Webster	Illinois	2/20/92
33	Michael Finley	Purdue	2/13/93
33	Kirk Penney	Marquette	12/22/01
33	Devin Harris	Ohio State	2/14/04
32	Dick Miller	at Ohio State	1/14/56
32	Joe Franklin	Arizona	12/30/66
32	Clarence Sherrod	Eastern Illinois	12/1/70
32	Leon Howard	at Ohio State	2/5/72
32	Claude Gregory	Iowa	1/15/81
32	Rick Olson	Ohio State	2/9/85
32	Rick Olson	at Michigan St.	1/30/86
32	Rick Olson	at Minnesota	2/22/86
32	Danny Jones	Ohio State	3/4/89
32	Michael Finley	UW-Green Bay	12/5/92
32	Michael Finley	Michigan St.	2/2/94
32	Alando Tucker	Pittsburgh	12/16/06
31	John Kotz	Iowa	3/7/42
31	Dick Cable	at Notre Dame	12/4/54
31	Dick Cable	Tulane	12/20/54
31	Dick Miller	Minnesota	2/21/55
31	Ken Siebel	Utah	12/28/62
31	Jack Brens	Utah	12/28/62

Pts.	Player	Opponent	Date
31	James Johnson	Northwestern	2/21/67
31	Joe Franklin	Purdue	3/2/68
31	Albert Henry	Minnesota	1/13/70
31	Clarence Sherrod	Michigan	1/9/71
31	Bruce McCauley	at Northwestern	1/4/75
31	Wes Matthews	at Michigan	2/22/79
31	Claude Gregory	Nebraska	12/27/79
31	Larry Petty	Minnesota	3/7/81
31	Cory Blackwell	at Purdue	3/12/83
31	Scott Roth	at Northern Illinois	12/22/84
31	Scott Roth	Illinois	1/17/85
31	Rick Olson	Purdue	1/19/85
31	Rick Olson	Illinois	2/15/86
31	Danny Jones	at Michigan	2/25/89
31	Willie Simms	Bowling Green	3/13/91
30	Paul Morrow	Indiana	2/16/53
30	Jim Biggs	Northwestern	2/28/59
30	Mark Zubor	Illinois	12/15/64
30	Joe Franklin	Nebraska	12/1/65
30	Joe Franklin	Illinois	3/11/67
30	Chuck Nagle	Purdue	3/2/68
30	Joe Franklin	at Northwestern	3/9/68
30	Clarence Sherrod	Ohio	1/31/70
30	Clarence Sherrod	Michigan State	2/7/70
30	Clarence Sherrod	Ohio State	2/24/70
30	Clarence Sherrod	Tulane	12/19/70
30	Wes Matthews	at Purdue	2/16/80
30	Rick Olson	Purdue	2/13/86
30	J.J. Weber	Northwestern	3/1/87
30	Trent Jackson	Minnesota	2/28/88
30	Tim Locum	Western Kentucky	11/25/89
30	Michael Finley	Michigan	2/26/92
30	Michael Finley	at Illinois	1/27/93
30	Michael Finley	at Michigan	1/29/94
30	Sam Okey	UW-Milwaukee	12/10/96
30	Sean Mason	at Penn State	2/14/98
30	Kirk Penney	at Minnesota	2/16/02
30	Devin Harris	Illinois	1/24/04
30	Jason Bohannon	Indiana	2/13/10
30	Jordan Taylor	Michigan State	2/6/11
30	Rob Wilson	Indiana	3/9/12

*NOTE: The only players to have back-to-back 30-point games are Michael Finley (30 at Michigan and 32 vs. Michigan State in 1994); Rick Olson (30 vs. Purdue and 31 vs. Illinois in 1986); and Clarence Sherrod (30 vs. Michigan State and 35 vs. Iowa in 1970).*

*Devin Harris nearly had three consecutive 30-point games in 2003-04. He scored 30 against Illinois then had 29 at Ohio State and 38 vs. Minnesota. The 97 points over a three-game stretch were the most by a player in UW history.*

# Honors and Awards

## Naismith Hall of Fame

1959 Dr. Walter Meanwell  
 1959 Harold Olsen  
 1959 Chris Steinmetz Sr.  
 1964 Harold Foster

*Years indicate year of induction*

## Academic All-America

1974 Dan Anderson

## Helms Foundation Player of the Year

1905 Chris Steinmetz Sr.  
 1912 Otto Stangel  
 1916 George Levis  
 1918 William Chandler

## John Wooden Award Final Ballot

2001 Mike Kelley  
 2004 Devin Harris  
 2007 Alando Tucker  
 2011 Jon Leuer  
 Jordan Taylor

## Preseason John Wooden Award Candidate

1995 Michael Finley  
 1998 Sam Okey  
 2001 Mike Kelley  
 2003 Kirk Penney  
 2005 Alando Tucker  
 2007 Alando Tucker  
 2007 Kammron Taylor  
 2009 Marcus Landry  
 2011 Jon Leuer  
 2012 Jordan Taylor  
 2014 Sam Dekker

## Naismith Award Finalist

2004 Devin Harris  
 2007 Alando Tucker

## Preseason Naismith Award Candidate

1995 Michael Finley  
 2001 Mike Kelley  
 2007 Alando Tucker  
 2007 Kammron Taylor  
 2014 Sam Dekker

## Senior CLASS Award

2007 Alando Tucker

## Adolph Rupp Award Finalist

2004 Devin Harris  
 2007 Alando Tucker

## Oscar Robertson Trophy Finalist

2004 Devin Harris  
 2007 Alando Tucker

## Preseason Bob Cousy Award Candidate

2007 Kammron Taylor  
 2010 Trévon Hughes  
 2011 Jordan Taylor  
 2012 Jordan Taylor

## Bob Cousy Award Finalist

2004 Devin Harris  
 2011 Jordan Taylor

## USBWA District V Player of the Year

2004 Devin Harris  
 2007 Alando Tucker

## USBWA First-Team All-District

2004 Devin Harris  
 2005 Mike Wilkinson  
 2006 Alando Tucker  
 2007 Alando Tucker  
 2010 Trévon Hughes  
 2011 Jon Leuer  
 Jordan Taylor  
 2012 Jordan Taylor  
 2013 Jared Berggren

## NABC Career Achievement Award

2007 Alando Tucker

## NABC Player of the Year Finalist

2007 Alando Tucker

## NABC First-Team All-District

1950 Don Rehfeldt  
 1952 Ab Nicholas  
 1955 Dick Cable  
 1968 Joe Franklin  
 1984 Cory Blackwell  
 1986 Rick Olson  
 1989 Danny Jones

1990 Danny Jones  
 1990 Terry Mills  
 1991 Patrick Thompkins  
 1994 Michael Finley  
 1995 Michael Finley  
 1997 Sam Okey  
 1999 Sean Mason  
 2003 Kirk Penny  
 2004 Devin Harris  
 2005 Mike Wilkinson  
 2006 Alando Tucker  
 2007 Alando Tucker  
 2008 Brian Butch  
 2011 Jon Leuer  
 Jordan Taylor  
 2012 Jordan Taylor

## NABC Second-Team All-District

1971 Clarence Sherrod  
 1980 Wes Matthews  
 1981 Claude Gregory  
 1983 Brad Sellers  
 1985 Scott Roth  
 1989 Trent Jackson  
 1992 Tracy Webster  
 1993 Michael Finley  
 2001 Mike Kelley  
 2002 Kirk Penny  
 2004 Mike Wilkinson  
 2005 Alando Tucker  
 2007 Kammron Taylor  
 2010 Trévon Hughes  
 2013 Jared Berggren

## NABC Honorable Mention All-District

1953 Dick Cable

## Arthur Ashe Jr. Male Sports Scholar of the Year

2013 Ryan Evans

## Rupp Cup National Coach of the Year

2007 Bo Ryan

## Clair Bee Coach of the Year

2007 Bo Ryan

## Jim Phelan National Coach of the Year

2008 Bo Ryan

**Naismith Coach of the Year Finalist**

2005 Bo Ryan  
2007 Bo Ryan

**NABC Outstanding Service Award**

2009 Bo Ryan

**NABC District Coach of the Year**

2003 Bo Ryan  
2008 Bo Ryan

**NABC Guardians of the Game**

2004 Bo Ryan

**NCAA Tournament MVP**

1941 John Kotz

**NCAA West Region MVP**

2000 Jon Bryant

**NCAA All-East Region**

2012 Jordan Taylor

**NCAA All-West Region**

2000 Mike Kelley  
Andy Kowske

**NCAA All-Syracuse Region**

2005 Clayton Hanson  
Alando Tucker

**World Basketball Championships**

2002 Michael Finley, USA  
Kirk Penney, New Zealand  
2006 Kirk Penney, New Zealand  
2010 Kirk Penney, New Zealand

**Olympic Games**

2000 Kirk Penney, New Zealand  
2004 Kirk Penney, New Zealand

**Team USA**

1993 Michael Finley

**World University Games**

1993 Michael Finley, USA  
1997 Hennssy Auriantal, Canada  
2009 Bo Ryan, USA (head coach)

**FIBA Americas Champ.**

2012 Sam Dekker, USA

**Goodwill Games**

1994 Michael Finley, USA

**Pan-Am Games**

2011 Brian Butch  
2011 Greg Stiemsma

**Big Ten Coach of the Year**

2002 Bo Ryan  
2003 Bo Ryan  
2013 Bo Ryan

**Big Ten/Chicago Tribune MVP**

1941 Gene Englund  
1942 John Kotz  
1947 Glen Selbo  
1950 Don Rehfeldt  
2004 Devin Harris  
2007 Alando Tucker

**Big Ten Player of the Year**

2004 Devin Harris  
2007 Alando Tucker

**Chicago Tribune Silver Basketball Award**

1947 Glen Selbo  
1950 Don Rehfeldt  
2004 Devin Harris  
2007 Alando Tucker

**Big Ten Freshman of the Year**

1996 Sam Okey

**Big Ten Sixth Man of the Year**

2008 Jason Bohannon

**Big Ten Defensive Player of the Year**

1999 Mike Kelley

**Big Ten All-Defensive Team**

2007 Michael Flowers  
2008 Michael Flowers  
Joe Krabbenhoft  
2010 Trévon Hughes  
2011 Jordan Taylor  
2012 Josh Gasser  
2013 Jared Berggren

**Big Ten Tournament MOP**

2004 Devin Harris  
2008 Marcus Landry

**All-Big Ten**

1907 Arthur Frank  
Charles Scribner  
1908 Hugh Harper  
Helmer Swenholt  
1911 Walter Scoville  
1912 Walter Scoville  
Otto Stangel  
1913 Carl Harper  
Allen Johnson  
Eugene Van Gent  
John Van Riper  
1914 Carl Harper  
Eugene Van Gent  
1915 George Levis  
1916 William Chandler  
George Levis  
Harold Olsen  
1917 William Chandler  
Paul Meyers  
Harold Olsen  
1923 Gus Tebell  
Rollie Williams  
1924 Marshall Diebold  
1925 Marshall Diebold  
1928 George Hotchkiss  
1929 Ed Chmielewski  
Harold Foster  
1930 Ed Chmielewski  
Harold Foster  
1934 Rolf Poser  
1935 Gilbert McDonald  
Rolf Poser  
1938 Howard Powell  
1940 Gene Englund  
1941 Gene Englund  
John Kotz  
1942 John Kotz  
1947 Bob Cook  
Walt Lautenbach  
Glen Selbo  
1948 Bob Cook (2)  
Don Rehfeldt (2)  
1949 Don Rehfeldt (1)  
1950 Don Rehfeldt (1)  
1951 Ab Nicholas (1)  
1952 Ab Nicholas (1)  
1953 Dick Cable (HM)  
Paul Morrow (HM)  
Charles Seifert (HM)  
1954 Dick Cable (HM)  
Paul Morrow (HM)  
Ron Weisner (HM)  
1955 Dick Cable (HM)  
1956 Dick Miller (2)  
1957 Bob Litzow (3)  
1958 Walt Holt (HM)  
Bob Litzow (HM)

1959	Jim Biggs (HM)	1988	Trent Jackson (3-UPI, HM-AP)
1960	Tom Hughbanks (HM)		Danny Jones (HM-AP)
1961	Tom Hughbanks (HM)	1989	Danny Jones (2)
	Ron Jackson (HM)		Trent Jackson (2-AP, 3-UPI)
	Ken Seibel (HM)		Tom Molaski (HM-AP)
1962	Ken Seibel (2)	1990	Danny Jones (2-M, 3-C)
	Mike O'Melia (3)	1991	Patrick Tompkins (1-M, 2-C)
	Don Hearden (HM)		Willie Simms (HM)
	Tom Hughbanks (HM)	1992	Tracy Webster (2)
1963	Ken Seibel (2)		Michael Finley (HM-M)
	Jack Brens (3)	1993	Michael Finley (1)
1964	Jack Brens (HM)		Tracy Webster (3)
1965	Jim Bohan (HM)	1994	Michael Finley (2)
	Mark Zubor (HM)		Tracy Webster (HM)
1966	Joe Franklin (HM)	1995	Michael Finley (1-C, 2-M)
1967	Chuck Nagle (2)		Rashard Griffith (1-M, 2-C)
	Joe Franklin (3-UPI, HM-AP)	1996	Sam Okey (HM-C)
1968	Joe Franklin (1)	1997	Sam Okey (2-M, 3-C)
	James Johnson (HM)		Paul Grant (HM)
1969	Clarence Sherrod (HM)	1998	Sean Mason (HM)
	James Johnson (HM)	1999	Sean Mason (2)
1970	Clarence Sherrod (2)		Ty Calderwood (3-M)
	Al Henry (HM)	2001	Roy Boone (3-C, HM-M)
1971	Clarence Sherrod (2)		Mike Kelley (HM-M)
	Leon Howard (HM)	2002	Kirk Penney (1)
1972	Leon Howard (2)		Charlie Wills (HM-C)
1973	Leon Howard (HM)	2003	Kirk Penney (1)
1974	Gary Anderson (2-AP)		Devin Harris (2-C, 3-M)
	Kim Hughes (3-UPI)		Alando Tucker (HM-M)
	Dale Koehler (HM-UPI)	2004	Devin Harris (1)
1975	Dale Koehler (HM)		Mike Wilkinson (2)
	Bruce McCauley (HM)	2005	Mike Wilkinson (1)
1976	Dale Koehler (3-UPI, HM-AP)		Alando Tucker (3)
1977	James Gregory (HM)	2006	Alando Tucker (1)
	Bob Falk (HM)		Kammron Taylor (HM)
1978	Arnold Gaines (HM-AP)	2007	Alando Tucker (1)
1979	Wes Matthews (HM)		Kammron Taylor (2)
	Joe Chrnulich (HM-AP)		Brian Butch (HM-C)
	Claude Gregory (HM-AP)		Michael Flowers (HM-M)
	Larry Petty (HM-AP)	2008	Brian Butch (1)
1980	Wes Matthews (2)		Michael Flowers (2-M, 3-C)
	Claude Gregory (3-UPI, HM-AP)		Marcus Landry (2-C, 3-M)
	Joe Chrnulich (HM-AP)		Trévon Hughes (HM)
1981	Claude Gregory (2)	2009	Marcus Landry (2-C, 3-M)
	Larry Petty (HM)		Trévon Hughes (HM)
	John Bailey (HM-AP)		Joe Krabbenhoft (HM-M)
1982	Brad Sellers (HM)	2010	Trévon Hughes (2)
	John Bailey (HM-AP)		Jason Bohannon (3)
1983	Brad Sellers (2-AP, HM-UPI)		Jon Leuer (HM)
1984	Rick Olson (HM-AP)	2011	Jordan Taylor (1)
	Scott Roth (HM-AP)		Jon Leuer (1-C, 2-M)
1985	Scott Roth (2)		Keaton Nankivil (HM)
1986	Rick Olson (3-UPI, HM-AP)	2012	Jordan Taylor (1-C, 2-M)
	J.J. Weber (HM-AP)		Jared Berggren (HM)
1987	J.J. Weber (2-UPI, HM-AP)		Ryan Evans (HM)
	Mike Heineman (HM-AP)	2013	Jared Berggren (2-C)
	Trent Jackson (HM-AP)		Ben Brust (HM-C)
			Sam Dekker (HM-M)

**Big Ten All-Tournament Team**

2004	Devin Harris
	Mike Wilkinson
2005	Zach Morley
	Alando Tucker
2007	Alando Tucker
	Kammron Taylor
2008	Michael Flowers
	Marcus Landry
2013	Ryan Evans
	Traevon Jackson

**Big Ten All-Freshmen Team**

2003	Alando Tucker
2006	Joe Krabbenhoft
2013	Sam Dekker

**Big Ten Player of the Week**

1982-83	Brad Sellers (Jan. 24)
1983-84	Rick Olson (Jan. 16)
1985-86	Rick Olson (Feb. 17)
1987-88	Byron Robinson (Jan. 5)
1988-89	Trent Jackson (Feb. 21)
1992-93	Michael Finley (Jan. 25)
	Michael Finley (March 1)
1993-94	Michael Finley (Jan. 10)
1996-97	Sam Okey (Dec. 16)
1998-99	Sean Mason (Dec. 28)
1999-00	Andy Kowske (Dec. 26)
	Maurice Linton (March 7)
2000-01	Roy Boone (Dec. 18)
2001-02	Kirk Penney (Dec. 24)
	Kirk Penney (Dec. 31)
	Kirk Penney (Feb. 18)
2002-03	Kirk Penney (Nov. 18)
	Devin Harris (Jan. 6)
	Kirk Penney (Feb. 17)
2003-04	Devin Harris (Jan. 12)
	Mike Wilkinson (Jan. 26)
	Devin Harris (Feb. 16)
	Devin Harris (March 8)
2004-05	Mike Wilkinson (Jan. 17)
	Mike Wilkinson (Jan. 24)
2005-06	Alando Tucker (Feb. 20)
2006-07	Alando Tucker (Dec. 18)
	Kammron Taylor (Jan. 15)
	Alando Tucker (Jan. 29)
	Alando Tucker (Feb. 12)
2007-08	Brian Butch (Dec. 31)
2008-09	Joe Krabbenhoft (Feb. 16)
2009-10	Trévon Hughes (Dec. 7)
	Jon Leuer (March 7)
2010-11	Jon Leuer (Dec. 6)
	Jon Leuer (Feb. 7)
	Jordan Taylor (Feb. 14)
2011-12	Jordan Taylor (Jan. 23)
2012-13	Ben Brust (Feb. 11)
2013-14	Frank Kaminsky (Nov. 25)

**Big Ten Freshman of the Week**

2012-13 Sam Dekker (Jan. 14)  
Sam Dekker (March 4)

**Academic All-Big Ten**

1967 Chuck Nagle  
1970 Clarence Sherrod  
1972 Lee Oler  
1974 Gary Anderson  
1978 Bill Pearson  
1982 Steve Jacobson  
1985 Rod Ripley  
1986 Rod Ripley  
1987 Rod Ripley  
1988 Rob Willey  
1990 Billy Douglass  
1991 Damon Harrell  
Grant Johnson  
Jay Peters  
1992 Damon Harrell  
Grant Johnson  
Jay Peters  
Jeff Petersen  
1993 Chris Conger  
Damon Harrell  
Grant Johnson  
Jeff Petersen  
1994 Chris Conger  
Grant Johnson  
Jeff Petersen  
1996 Shawn Carlin  
1997 Hennssy Auriantal  
Paul Grant  
Mike Kosolcharoen  
1998 Brian Vraney  
1999 Hennssy Auriantal  
Mike Kelley  
Andy Kowske  
2000 Erik Faust  
Mike Kelley  
Andy Kowske  
2001 Mike Kelley  
Andy Kowske  
2002 Max Peek  
Kirk Penney  
Ike Ukawuba  
Mike Wilkinson  
2003 Clayton Hanson  
Ike Ukawuba  
2004 Clayton Hanson  
Ike Ukawuba  
2005 Brian Butch  
Clayton Hanson

2007 Brian Butch  
Morris Cain  
Jason Chappell  
Kevin Gullikson  
Joe Krabbenhoft  
2008 Brian Butch  
Morris Cain  
Kevin Gullikson  
Joe Krabbenhoft  
Brett Valentyn  
2009 Morris Cain  
Kevin Gullikson  
Tim Jarmusz  
Joe Krabbenhoft  
Jon Leuer  
Brett Valentyn  
2010 Jared Berggren  
Tim Jarmusz  
Jon Leuer  
Ian Markolf  
Keaton Nankivil  
Brett Valentyn  
2011 Jared Berggren  
Dan Fahey  
Tim Jarmusz  
Keaton Nankivil  
Brett Valentyn  
2012 Jared Berggren  
Dan Fahey  
2013 Jared Berggren  
Zach Bohannon  
Ryan Evans  
Dan Fahey

1963 Ken Siebel  
1964 Ken Gustafson  
1965 Jim Bohren  
1966 Paul Morenz  
1967 Joe Franklin  
1968 Joe Franklin  
1969 James Johnson  
1970 Albert Henry  
1971 Glen Richgels  
1972 Leon Howard  
1973 Leon Howard  
Kim Hughes  
1974 Gary Anderson  
Kim Hughes  
1975 Dale Koehler  
1976 Dale Koehler  
1977 Bob Falk  
1978 Arnold Gaines  
1979 Wes Matthews  
1980 Joe Chernelich  
1981 Claude Gregory  
1982 John Bailey  
1983 Cory Blackwell  
1984 Cory Blackwell  
1985 Scott Roth  
1986 Rick Olson  
1987 J.J. Weber  
1988 Trent Jackson  
1989 Trent Jackson  
1990 Danny Jones  
1991 Patrick Tompkins  
1992 Tracy Webster  
1993 Michael Finley  
1994 Michael Finley  
1995 Rashard Griffith

**Team MVP**

1941 Gene Englund  
1942 John Kotz  
1943 Bob Sullivan  
1944 Ray Patterson  
1945 Ray Patterson  
1946 Bob Cook  
1947 Glen Selbo  
1948 Bob Cook  
1949 Don Rehfeldt  
1950 Don Rehfeldt  
1951 Ab Nicholas  
1952 Ab Nicholas  
1953 Charles Siefert  
1954 Paul Morrow  
1955 Dick Cable  
1956 Dick Miller  
1957 Bob Litzow  
1958 Walter Holt  
1959 Bob Barneson  
1960 Fred Clow  
1961 Ken Siebel  
1962 Ken Siebel

*No Team MVPs were named from 1996-2013*

**Captains**

1899 Walter Hirschberg  
1900 Walter Hirschberg  
1901 Walter Hirschberg  
1902 Henry Helmholz  
1903 John Potter  
1904 Harvey Schofield  
1905 Chris Steinmetz Sr.  
1906 James Bush  
1907 Charles Scribner  
1908 Harlan Rogers  
1909 Helmer Swenholt  
1910 William Witt  
1911 Albert Birch  
1912 Walter Scoville  
1913 John Van Riper  
1914 Eugene Van Gent  
1915 E.O. Lange

1916	Mel Haas	1958	Glenn Borland	1991	John Ellenson
1917	George Levis	1959	Robert Barneson		Tim Locum
	Harold Olsen	1960	Robert Barneson		Willie Simms
1918	William Chandler	1961	James Biggs		Patrick Tompkins
1919	Anthony Zulfer	1962	Thomas Hughbanks	1992	Billy Douglass
1920	Harold Knapp	1963	Thomas Gwyn		Tracy Webster
1921	Warren Taylor	1964	Michael O'Melia	1993	Tracy Webster
1922	Duke Caesar	1965	James Bohan	1994	Tracy Webster
1923	Gus Tebell	1966	Kenneth Gustafson		Michael Finley
1924	Douglas Gibson		Mark Zubor	1995	Michael Finley
1925	Marshall Diebold	1967	Dennis Sweeney	1996	Osita Nwachukwu
1926	Henry Brooks	1968	Michael Carlin	1997	Paul Grant
1927	Rolfie Barnum		Joe Franklin	1998	Ty Calderwood
	Ralph Merkel	1969	James Johnson		Sean Daugherty
1928	Louis Behr		John Schell		Sean Mason
1929	John Doyle	1970	Al Henry	1999	David Burkemper
	Elmer Tenhopen	1971	Dennis Conlon	2000	Jon Bryant
1930	Harold Foster		Clarence Sherrod		Duany Duany
1931	Ed Chmielewski	1972	Robert Frasor	2001	Mike Kelley
	John Paul	1973	Leon Howard		Maurice Linton
1932	Marvin Steen	1974	Kim Hughes	2002	Travon Davis
1933	Ray Wickman	1975	Dale Koehler		Charlie Wills
1934	Rolf Poser	1976	Dale Koehler	2003	Kirk Penney
1935	Rolf Poser	1977	Pete Brey	2004	Freddie Owens
1936	Edward Stege	1978	James Smith III		Devin Harris
1937	Gordy Fuller	1979	Joe Chmelich	2005	Mike Wilkinson
1938	Howard Powell		Arnold Gaines		Sharif Chambliss
	George Rooney	1980	Joe Chmelich	2006	Alando Tucker
1939	Byron Bell		Robert Jenkins		Ray Nixon
	David Dupee	1981	Dan Hastings	2007	Alando Tucker
	Robert Weigandt	1982	John Bailey		Kammron Taylor
1940	Walter Anderson		Steve Jacobson		Jason Chappell
	John Rundell		Gary Zinkgraf	2008	Brian Butch
1941	Gene Englund	1983	Greg Dandridge		Michael Flowers
1942	Robert Alwin	1984	Cory Blackwell		Greg Stiemsma
1943	John Kotz		Scott Roth	2009	Joe Krabbenhoft
1944	Ray Patterson	1985	Scott Roth		Marcus Landry
1945	Ray Patterson	1986	Jay Laszewski	2010	Jason Bohannon
1946	Eugene Mathews		Rick Olson		Trévon Hughes
1947	Walter Lautenbach		Gregg Steinhaus	2011	Tim Jarmusz
1948	Edward Mills	1987	Mike Heineman		Jon Leuer
1949	Douglas Rogers		Rod Ripley		Keaton Nankivil
1950	Robert Mader		J.J. Weber	2012	Jordan Taylor
1951	James Van Dien	1988	Tom Molaski		Rob Wilson
1952	Edward Carpenter		Rodney Tapp	2013	Jared Berggren
1953	Charles Siefert	1989	Trent Jackson		Mike Bruesewitz
	Thomas Ward		Danny Jones		Ryan Evans
1954	Robert Weber		Tom Molaski		
1955	Richard Cable	1990	Danny Jones		
1956	Richard Jorgensen		Tim Locum		
1957	Glenn Borland		Kurt Portmann		



# All-Americans

## MOST CONSENSUS FIRST-TEAM ALL-AMERICANS

Wisconsin has had 17 individuals earn a total of 20 consensus first-team All-America honors. UW's 17 All-Americans ranks third among all Div. I schools and the Badgers' 20 All-America honors ranks seventh all-time.

Team	All-Americans	Team	Individuals
1. Kansas	27	1. Kansas	20
2. North Carolina	25	2. Kentucky	18
3. Purdue	24	<b>3. Wisconsin</b>	<b>17</b>
Penn.	24	4. North Carolina	16
5. Kentucky	23	Purdue	16
6. Notre Dame	22	6. Duke	15
<b>7. Wisconsin</b>	<b>20</b>	7. Penn.	14
UCLA	20	UCLA	14
9. Columbia	19	9. Columbia	13
10. Duke	18	Notre Dame	13

### Consensus All-Americans

(According to official NCAA record book)

- 1905 C.D. McLees  
Chris Steinmetz, Sr.\*
- 1907 Frank Arthur
- 1908 Hugh Harper  
Helmer Swenholt
- 1909 Helmer Swenholt
- 1911 Walter Scoville
- 1912 Otto Stangel\*
- 1913 Allen Johnson
- 1914 Carl Harper  
Eugene Van Gent
- 1915 George Levis
- 1916 William Chandler  
George Levis\*
- 1917 Harold Olsen
- 1918 William Chandler\*  
Eber Simpson
- 1941 Gene Englund
- 1942 John Kotz
- 2007 Alando Tucker

### Second-Team All-Americans

- 1943 John Kotz
- 1950 Don Rehfeldt
- 2004 Devin Harris
- 2011 Jordan Taylor

### USBWA All-American

- 2007 Alando Tucker

### NABC All-American

- 2007 Alando Tucker

### John Wooden All-American

- 2004 Devin Harris
- 2007 Alando Tucker

### All-America Votes

- 1930 Harold Foster (Christy Walsh Synd.)
- 1941 Gene Englund (Helms Found. 1st; Converse Yearbook 1st; Madison Square Garden 1st)
- 2007 Alando Tucker, F (Wooden Award, AP 1st; NABC 1st; USBWA 1st; ESPN.com 1st; *Basketball Times* 1st; SI.com 1st; *The Sporting News* 1st; National Collegiate Basketball Hall of Fame 1st; Rivals.com 1st; CollegeHoops.net 1st; CBS Sportsline.com 2nd)
- 2010 Trevon Hughes, G (*The Sporting News* 5th)
- 2011 Jon Leuer, F (AP hon. mention) Jordan Taylor, G (AP 2nd; NABC 3rd; FoxSports.com 1st; *The Sporting News* 2nd; SI.com 2nd; Yahoo! 2nd; CBSSports.com 2nd)
- 2012 Jordan Taylor (AP hon. mention)

\* Helms Foundation National Player of the Year

#### Outlets used for consensus selections:

- Helms Foundation - 1905-48
- Converse Yearbook - 1932-48
- College Humor Magazine - 1929-33, 1936
- Christy Walsh Syndicate - 1929-30
- Literary Digest Magazine - 1934
- Madison Square Garden - 1937-42
- Omaha World Newspaper - 1937
- Newspaper Enterprises Assoc. - 1938, '53-63
- Colliers (Basketball Coaches) - 1939, '49-56

- Pic Magazine* - 1942-44
- Argosy Magazine* - 1945
- True Magazine* - 1946-47
- International News Service - 1950-58
- Look Magazine - 1949-63
- United Press International - 1949-96
- Sporting News* - 1943-46, 1997-2011
- The Associated Press - 1948-2011
- NABC - 1957-2011
- USBWA - 1960-2011

# First-Team All-Americans

## C.D. McLees

**1905**

One of Wisconsin's first All-Americans, along with Chris Steinmetz, Sr. ... named All-American in senior season of 1904-1905 ... was part of the first group of college basketball players to be honored with All-American status ... the Helms Athletic Foundation, which began in 1936, retroactively named the All-American teams from 1905 to 1935

## Chris Steinmetz Sr.

**1905**

All-America guard who was named Helms Foundation National Player of the Year as a senior in 1905 ... known as "The Father of Wisconsin Basketball" ... played from 1902-05 ... captain of 1905 team that toured eastern United States, playing a nine-game tour that helped popularize the game on campus ... set UW single-season scoring mark of 462 points in 1905 ... scored a single-game high of 50 points in opening game of his senior season (1904-05) ... had a record 20 field goals vs. Beloit College and made 26 free throws vs. the Two Rivers Athletic Club ... member of National Basketball and Wisconsin State Halls of Fame ... native of Milwaukee, Wis.

## Frank Arthur

**1907**

All-American in 1906-07 season ... earned All-Big Ten honors as a member of Wisconsin's first Big Ten championship team in 1907, a team that went 11-3 (6-2 in Big Ten) ... the Helms Athletic Foundation, which began in 1936, retroactively named the All-American teams from 1905 to 1935

## Hugh Harper

**1908**

All-American selection in 1908 ... Wisconsin boasted a 33-7 record in his three seasons ... member of UW's first Big Ten championship team in 1907 ... served as team captain and earned All-Big Ten honors for the 1908 Big Ten championship team, which went 10-2 (7-1 in Big Ten) ... younger brother, Carl Harper, would earn All-American status at Wisconsin in 1914 ... native of Madison, Wis.

## Helmer Swenholt

**1908-09**

Two-time All-American in 1908 and 1909 ... three-year letterwinner from 1907-09 ... member of two Big Ten championship teams in 1907 and 1908, earning All-Big Ten honors in 2008 ... later became highly decorated colonel in the Army Corps of Engineers, earning a purple heart and bronze star while serving in both World War I and II ... native of Wittenberg, Wis.

## Walter Scoville

**1911**

All-American in 1911 ... Wisconsin's first two-time All-Big Ten selection, earning the honor in 1911 and 1912 ... lettered from 1910-12 ... senior on the 1912 Helms Foundation National Championship team that went 15-0 and 12-0 in the Big Ten

## Otto Stangel

**1912**

All-American and Helms Foundation National Player of the Year in 1912 ... member of Helms Foundation national championship team that finished 15-0 (12-0 in Big Ten) ... earned All-Big Ten honors after leading the conference in scoring with a Big Ten-record 177 points (11.8 pts per game), a record that stood for eight seasons ... inducted into Wisconsin Athletics Hall of Fame in 1995 ... native of Two Rivers, Wis.

## Allen Johnson

**1913**

All-American in 1913 ... lettered in 1912-13 ... member of back-to-back Big Ten championship teams, including the 1912 Helms Foundation National Championship team that went 15-0 ... earned 1913 All-Big Ten honors

## Carl Harper

**1914**

All-American in 1914 ... two-time All-Big Ten selection in 1913 and 1914 ... helped UW compile a 44-1 record in his tenure, and sat out the only loss (vs. Chicago in 1913) with a sprained ankle ... member of three Big Ten championship teams and both the 1912 and 1914 Helms Foundation National Championship teams ... older brother, Hugh Harper, was named an All-American at Wisconsin in 1908 ... native of Madison, Wis.

## Eugene Van Gent

**1914**

All-American in 1914 ... two-time All-Big Ten honoree in 1913 and 1914 ... lettered from 1912-14 ... member of three Big Ten championship teams and both the 1912 and 1914 Helms Foundation National Championship teams ... also played football and ran track at Wisconsin ... later served as the head basketball coach at Missouri (1914-16), Texas (1916-17) and Stanford (1921-22), tallying a career coaching record of 42-19 ... also served as the head football coach at Texas in 1916, at the University of California-Davis in 1920 and at Stanford in 1921, compiling a career football mark of 14-8-3 ... native of Chicago, Ill.

## George Levis

**1915-16**

Two-time All-American and Helms Foundation National Player of the Year in 1916 ... All-Big Ten in 1915 and 1916 ... played from 1915-17 ... member of 1916 squad that posted 20-1 record and won the Big Ten championship ... led the Big Ten with 109 points in 12 games in 1916 ... also an outstanding baseball player at Wisconsin ... coached Indiana University basketball team in 1921 and 1922, posting a record of 25-16 ... his family started Illinois Glass Company and George played a prominent role in developing basketball's glass backboards ... a native of Madison, Wis. ... enshrined into Madison Sports Hall of Fame in 1964 ... inducted into Wisconsin Athletics Hall of Fame in 1991

## Harold Olsen

**1917**

All-American center in 1917 ... co-captain of 1917 team and member of the 1916 Helms Foundation National Championship team ... All-Big Ten in 1916 and 1917 ... would go on to serve as head coach at Ohio State for 24 seasons (1923-46), leading his team to an overall record of 255-192 ... in 1939, helped create the NCAA postseason basketball tournament ... as a coach, Olsen spent time at Ripon College (1919), where his teams won three conference titles, then Ohio State (1923-46), where his team shared the Big Ten Championship in 1933 with Northwestern and won four outright titles. Olsen later coached the Chicago Stags to the first Basketball Association of America Finals in 1947 ... was inducted into the Basketball Hall of Fame as a contributor in 1959 ... native of Rice Lake, Wis.

## William Chandler

**1918**

All-American and Helms Foundation National Player of the Year in 1918 ... two-time All-Big Ten selection in 1916 and 1917 ... captained UW's 1918 Big Ten Championship team

... was a member of the 1916 Helms Foundation National Championship team ... began coaching career with two-year stint (1919-21) at UW-River Falls, going 27-7 ... coached at Iowa State for seven seasons (1921-28) and Marquette for 21 seasons (1930-51) ... compiled 133-283 career Div. I record ... was president of the National Association of Basketball Coaches in 1938 and was instrumental in forming the NCAA Basketball Tournament

## Eber Simpson

**1918**

All-American in 1918 ... lettered in 1917 and 1918, helping UW compile a record of 29-7 in his two seasons ... member of 1918 Big Ten championship team ... went on to play in the National Football League for the St. Louis All-Stars in 1923 ... native of Oshkosh, Wis.

## Gene Englund

**1941**

All-American center in 1941 ... All-Big Ten in 1940 and 1941 ... Wisconsin and Big Ten MVP in 1941 ... captain of 1941 squad that won Big Ten and NCAA championships ... set Big Ten scoring record with 162 points in 1941 ... led Badgers in scoring in 15 of 23 games in 1941 ... played from 1939-41 ... native of Kenosha, Wis.

## John Kotz

**1942**

All-American forward in 1942 ... All-Big Ten in 1941 and 1942 ... played from 1941-43 ... sophomore member of 1941 Big Ten and NCAA championship team ... named outstanding player in 1941 NCAA championship game ... led Big Ten in scoring with 242 points in 1942 ... team and Big Ten MVP in 1942 ... captain of 1943 squad ... graduated as school's career scoring leader (841) ... native of Rhinelander, Wis.

## Alando Tucker

**2007**

All-American forward in 2007 ... played from 2003-07 ... set the UW scoring record with 2,217 career points ... also set UW records for field goals, free throws, free-throw attempts, offensive rebounds, games played, games started and minutes played ... became the first Badger to lead the Big Ten in scoring (20.0 ppg., 2006) since Don Rehfeldt in 1950 ... Big Ten Player of the Year (2007) ... 2006 first-team All-Big Ten ... 2005 third-team All-Big Ten ... 2003 Big Ten All-Freshmen Team and honorable mention All-Big Ten ... Senior CLASS Award winner (2007) ... NABC Career Achievement Award (2007) ... captain as a junior and senior ... native of Lockport, Ill.

# UW NBA Draft Choices

Wisconsin has had seven first-round NBA draft choices. Alando Tucker in 2007 (29th overall) was the most recent, while Devin Harris (fifth overall in 2004) became the highest Badger drafted since 1950. Prior to that, the two most recent first-round selections were Paul Grant (1997) and Michael Finley (1995). Wes Matthews was a first-rounder in 1980, Albert Henry was chosen in the first round in 1970 and Don Rehfeldt was the second pick overall in 1950.

YEAR	PLAYER	TEAM	ROUND	OVERALL
1950	Don Rehfeldt	Baltimore	1st	2nd
1952	Ab Nicholas	Milwaukee	Team's 5th pick	
1954	Paul Morrow	Rochester	Team's 8th pick	
	Ron Weisner	Milwaukee	Team's 12th pick	
1955	Dick Cable	Milwaukee	Team's 2nd pick	
1956	Dick Miller	New York	Team's 9th pick	
1963	Ken Siebel	Baltimore	6th	47th
	Ron Jackson	Baltimore	9th	70th
1964	Jack Brens	New York	9th	73rd
1966	Ken Barnes	Baltimore	16th	109th
1968	Joe Franklin	Milwaukee	5th	63rd
1969	James Johnson	Boston	7th	93rd
	John Schell	Milwaukee	8th	100th
1970	Albert Henry	Philadelphia	1st	12th
1971	Clarence Sherrod	Chicago	8th	134th
1972	Gary Watson	Philadelphia	10th	146th
1974	Kim Hughes	Buffalo	3rd	45th
	Gary Anderson	Washington	5th	85th
	Kerry Hughes	Cleveland	8th	129th
1976	Dale Koehler	Cleveland	8th	123rd
	Bob Johnson	Detroit	10th	161st
1980	Wes Matthews	Washington	1st	14th
	Joe Chnelich	New York	4th	82nd
1981	Claude Gregory	Washington	2nd	41st
	Larry Petty	Los Angeles	7th	157th
1984	Cory Blackwell	Seattle	2nd	29th
1985	Scott Roth	San Antonio	4th	81st
1986	Rick Olson	Houston	7th	158th
1987	J.J. Weber	Milwaukee	3rd	64th
1995	Michael Finley	Phoenix	1st	21st
	Rashard Griffith	Milwaukee	2nd	38th
1997	Paul Grant	Minnesota	1st	20th
2004	Devin Harris	Washington	1st	5th
	<i>(draft rights traded later that day to Dallas)</i>			
2007	Alando Tucker	Phoenix	1st	29th
2011	Jon Leuer	Milwaukee	2nd	40th

# Badgers in the NBA

The following former Badgers have spent time on an active NBA roster.

PLAYER	TEAMS	SEASONS
Cory Blackwell	Seattle Supersonics	1985
Brian Butch	Denver Nuggets	2010
Paul Cloyd	Washington Capitols	1950
Bobby Cook	Sheboygan Red Skins	1950
Gene Englund	Tri-Cities Blackhawks, Boston Celtics	1950
Michael Finley	Dallas Mavericks, San Antonio Spurs, Boston Celtics	1996-10
Paul Grant	Minnesota Timberwolves, Milwaukee Bucks, Utah Jazz	1999, 2004
Claude Gregory	Washington Bullets, Los Angeles Clippers	1986, 1988
Devin Harris	Dallas Mavericks, New Jersey Nets, Utah Jazz, Atlanta Hawks	2005-Pres.
Albert Henry	Philadelphia 76ers	1971-72
Doug Holcomb	Baltimore Bullets	1949
Kim Hughes	New York, New Jersey Nets, Denver Nuggets, Cleveland Cavaliers	1976-81
Marcus Landry	New York Knicks, Boston Celtics, L.A. Lakers	2009-13
Walt Lautenbach	Sheboygan Red Skins	1950
Jon Leuer	Milwaukee Bucks, Cleveland Cavaliers, Memphis Grizzlies	2011-Pres.
Wes Matthews	Wash. Bullets, Atlanta Hawks, Phil. 76ers, Chicago Bulls, S.A. Spurs, L.A. Lakers	1981-90
Kirk Penney	Miami Heat	2004
Don Rehfeldt	Baltimore Bullets, Milwaukee Hawks	1951-52
Scott Roth	Utah Jazz, San Antonio Spurs, Minnesota Timberwolves	1988-90
Dick Schulz	Clev. Rebels, Tor. Huskies, Balt. Bullets, Wash. Capitols, TC Blackhawks, Sheb. Red Skins	1947-50
Glen Selbo	Sheboygan Red Skins	1950
Greg Stiemsma	Boston Celtics, Minnesota Timberwolves, New Orleans Pelicans	2010-Pres.
Alando Tucker	Phoenix Suns, Minnesota Timberwolves	2008-10

## Badgers in Pro Basketball in 2013-14

PLAYER	NBA TEAM	UW YEARS
Devin Harris	Dallas Mavericks	2002-04
Jon Leuer	Memphis Grizzlies	2008-11
Greg Stiemsma	New Orleans Pelicans	2005-08

The following former Badgers are currently playing professionally overseas:

PLAYER	UW YEARS	LOCATION	TEAM
Jared Berggren	2010-13	Belgium	Telenet BC Oostende*
Mike Bruesewitz	2010-13	Israel	Hapoel Migdal Jerusalem*
Jason Chappell	2003-07	Austria	Xion Dukes Klosterneuburg*
Trevon Hughes	2007-10	Germany	TBB Trier*
Zach Morley	2004-05	Germany	Alba Berlin
Keaton Nankivil	2008-11	Germany	Ratiopharm Ulm*
Ray Nixon	2003-06	Japan	Shiga Lakestars*
Kirk Penney	2000-03	Turkey	Trabzonspor*
Jordan Taylor	2009-12	Italy	Virtus Roma*
Alando Tucker	2004-07	Bulgaria	Lukoil Academic Sofia*

\* updated Dec. 27, 2013

# Letterwinners

## A

ADAMS, James (C), 1911  
 ADAMS, Lloyd (F, 6-6)  
     New York, N.Y., 1970  
 AFFELDT, George (F, 5-11)  
     West Allis, Wis., 1943  
 ALWIN, Robert (G, 5-10)  
     Madison, Wis., 1940-41-42  
 ANDERSON, Dean (G/F, 6-2)  
     Madison, Wis., 1976  
**ANDERSON, Evan (C, 6-10)**  
     **Stanley, Wis., 2012-13**  
 ANDERSON, Gary (G, 6-5)  
     Madison, Wis., 1972-73-74  
 ANDERSON, George, 1914  
 ANDERSON, Orrin, 1925  
 ANDERSON, Peter (F, 6-3)  
     Rockford, Ill., 1951-52  
 ANDERSON, Walter (F, 6-2)  
     Superior, Wis., 1939-40  
 ANDREWS, Charles, 1926-27-28  
 ARTHUR, Frank, 1907  
 ASLAKSON, Charles (G, 6-2)  
     Marshfield, Wis., 1965  
 AURIANTAL, Hennssy (G, 6-1)  
     Montreal, Que., 1996-97-98-99

## B

BACHMAN, Willis, 1945  
 BADURA, Robert (G, 6-2)  
     Kohler, Wis., 1955-56  
 BAILEY, John (G, 6-3)  
     Macon, Ga., 1979-80-81-82  
 BAIN, Frank, 1925  
 BARAO, Thomas (G, 6-3)  
     New Bedford, Mass., 1970  
 BARLOW, Millard, 1919  
 BARNARD, Samuel (F/C, 6-6)  
     Oshkosh, Wis., 1958  
 BARNES, Kenneth (F, 6-3)  
     Decatur, Ill., 1964-65-66  
 BARNES, Robert (F, 6-8)  
     Racine, Wis., 1985  
 BARNESON, Robert (F, 6-3)  
     Eau Claire, Wis., 1958-59-60  
 BARNUM, Rollie, 1925-26-27  
 BARRY, Devin (G, 6-1)  
     Janesville, Wis., 2006  
 BARTLETT, Edwin, 1902-03  
 BARWIG, Byron, 1923-24-25  
 BAUMGARTEN, David (G, 6-0)  
     Evansville, Wis., 1971

BEHR, Louis, 1926-27-28  
 BELL, Byron, 1937-38-39  
 BELLOWES, Frank, 1913  
 BENCISCUTTO, Fred (F, 6-1)  
     Racine, Wis., 1950-51  
 BENDER, John, 1933  
 BERGER, Louis (F), 1913  
 BERGGREN, Jared (F/C, 6-10)  
     Princeton, Minn., 2010-11-12-13  
 BERTKE, William (C), 1901  
 BICKELHAUPT, William, 1910  
 BIGGS, James (F, 6-2)  
     Chicago, Ill., 1959-60-61  
 BIRCH, Albert (F), 1909-10-11  
 BIRCH, Frank, 1918  
 BISHOP, Warren (F), 1900-01  
 BLACKWELL, Cory (F, 6-6)  
     Chicago, Ill., 1982-83-84  
 BLOOR, James, 1946  
 BOHANNON, Jason (G, 6-2)  
     Marion, Iowa, 2007-08-09-10  
**BOHANNON, Zach (F, 6-6)**  
     **Marion, Iowa, 2013**  
 BOHEN, James (G, 5-10)  
     Reedsburg, Wis., 1963-64-65  
 BOONE, Roy (G, 6-3)  
     Madison, Wis., 2000-01  
 BORLAND, Glenn (F, 6-1)  
     Oelwein, Iowa, 1956-57-58  
 BOWER, Ricky (G, 6-4)  
     Meridian, Id., 2001  
 BOWERS, Dale (F, 6-0)  
     Rockford, Ill., 1949  
 BRADISH, Charles (G), 1911  
 BREITKREUTZ, Emil, 1904-05  
 BRENS, John (C, 6-8)  
     St. Charles, Ill., 1962-63-64  
 BREY, Peter (F, 6-7)  
     Wisconsin Rapids, Wis., 1975-76-77  
 BROCK, Harold, 1918  
 BRONSON, Tanner (G, 5-11)  
     Glendale, Wis., 2005-06-07-08  
 BROOKS, Henry, 1925-26  
 BRUESEWITZ, Mike (F, 6-6)  
     St. Paul, Minn., 2010-11-12-13  
**BRUST, Ben (G, 6-1)**  
     **Hawthorn Woods, Ill., 2011-12-13**  
 BRYANT, Jon (G, 6-2)  
     Plymouth, Minn., 1999-00  
 BUCHANAN, Deandre (F, 6-5)  
     Verona, Wis., 2002-03  
 BUECHL, William (F, 6-1)  
     Wauwatosa, Wis., 1951  
 BUNKE, Richard (C/F, 6-1)  
     New London, Wis., 1945

BURDICK, William, 1899-1900  
 BURLINGTON, Keith (G, 6-2)  
     Browntown, Wis., 1968-69  
 BURKEMPER, David (G, 6-1)  
     Hubertus, Wis., 1996-97-98-99  
 BURKS, Frank (C/F, 6-4)  
     Chicago, Ill., 1960  
 BUSH, James, 1904-05-06  
 BUTCH, Brian (F/C, 6-11)  
     Appleton, Wis., 2005-06-07-08

## C

CABLE, Richard (F, 6-1)  
     Stevens Point, Wis., 1952-53-54-55  
 CAIN, Morris (F, 6-5)  
     Milwaukee, Wis. 2006-07-08-09  
 CALDERWOOD, Tyre (G, 6-0)  
     Joliet, Ill., 1997, '99  
 CANNON, Patrick (G, 5-10)  
     Brookfield, Wis., 1971  
 CARL, Adam (G, 5-11)  
     Northbrook, Ill., 1993  
 CARLIN, Michael (G, 6-0)  
     Valparaiso, Ind., 1966-67-68  
 CARLIN, Shawn (G, 6-3)  
     Middleton, Wis., 1995-96  
 CARLSON, George, 1918  
 CARPENTER, Edward (F, 6-4)  
     Rockford, Ill., 1952  
 CARTER, Charles (F), 1901  
 CARY, David (F, 6-6)  
     Milwaukee, Wis., 1983  
 CEASER, Carl (G), 1920-21-22  
 CHAMBERS, Chris (G, 6-1)  
     Bedford, Ohio, 1998  
 CHAMBLISS, Sharif (G, 6-1)  
     Racine, Wis., 2005  
 CHANDLER, William, 1916-17-18  
 CHAPPELL, Jason (F, 6-10)  
     New Berlin, Wis., 2003-05-06-07  
 CHMIELEWSKI, Ed, 1929-30-31  
 CHRNELICH, Joseph (F, 6-7)  
     Milwaukee, Wis., 1977-78-79-80  
 CLINTON, James (F/C, 6-5)  
     Milwaukee, Wis., 1951-55  
 CLOW, Fred (C, 6-4)  
     Rockford, Ill., 1958-59-60  
 COLBERT, Brian (G, 6-0)  
     Zion, Ill., 1975-76  
 COLEMAN, Booker (C/F, 6-9)  
     Jamestown, N.Y., 1995-96-97-98  
 CONGER, Chris (G, 6-3)  
     Green Bay, Wis., 1993-94-95

CONLON, Dennis (G, 6-3)  
 Dubuque, Iowa, 1970-71  
 COOK, Robert (F, 5-10)  
 Harvard, Ill., 1946-47-48  
 COYNE, William, 1937  
 CURTIN, Joseph (G), 1907

**D**

DAHLKE, Charles (C, 6-5)  
 Princeton, Wis., 1951-52  
 DALY, Michael (F, 5-7)  
 Wisconsin Rapids, Wis., 1953-54  
 DANDRIDGE, Greg (G, 6-2)  
 Milwaukee, Wis., 1980-81-82-83  
 DAUGHERTY, Sean (F, 6-10)  
 Vincennes, Ind., 1995-96-97-98  
 DAVIS, Ernest, 1937-38  
 DAVIS, Travon (G, 5-10)  
 Summit, Ill., 1999-00-01-02  
 DeCREMER, James (F/C, 6-7)  
 Eau Claire, Wis., 1970-71  
**DEKKER, Sam (G/F, 6-7)**  
**Sheboygan, Wis., 2013**  
 DeMARK, Nick, 1934-35-36  
 DeMERIT, John (F, 6-1)  
 Port Washington, Wis., 1957  
 DEPPE, Ted (F, 6-1)  
 Baraboo, Wis., 1941  
 DICK, Donald (F, 6-0)  
 Montreal, Wis., 1944  
 DIEBOLD, Marshall, 1923-24-25  
 DITTMAN, Fred (G), 1907-08  
 DOUGAN, Trevor, 1926  
 DOUGLASS, Billy (G, 6-5)  
 Lake Forest, Ill., 1989-90-91-92  
 DOWNS, Edward (F, 5-9)  
 Proctor, Minn., 1943  
 DOYLE, John, 1928-29  
 DRAYTON, Dwight (F, 6-6)  
 Rockford, Ill., 1970  
 DUANY, Duany (G/F, 6-5)  
 Bloomington, Ind.,  
 1997-98-99-00  
**DUKAN, Duje (F, 6-9)**  
**Deerfield, Ill., 2011-12**  
 DUPEE, David, 1937-38-39  
 DUTRIASAC, Richard (G, 6-3)  
 Wausau, Wis., 1959-61  
 DYKSTRA, Clarence (F, 6-0)  
 Racine, Wis., 1944

**E**

ELLENSON, John (F, 6-7)  
 Menomonie, Wis., 1989-90-91  
 ELLERMAN, Raymond, 1928-29  
 ELSOM, Kendall, 1923-24  
 ELY, Louis (F, 6-7)  
 Harvey, Ill., 1991-92-93  
 ENGLUND, Gene (C, 6-4)  
 Kenosha, Wis., 1939-40-41  
 ENGLUND, Gene Jr. (F, 6-5)  
 Oshkosh, Wis., 1962  
 EPPERSON, Charles (F, 6-1)  
 Jackson, Mich., 1940-41-42  
 EVANS, Ryan (G/F, 6-6)  
 Phoenix, Ariz., 2010-11-12-13

**F**

FAHEY, Dan (G, 6-3)  
 Chicago, Ill., 2010-11-12-13  
 FALK, Robert (G, 6-2)  
 Madison, Wis., 1975-76-77  
 FALLS, Richard (F, 6-1)  
 River Forest, Ill., 1947-48  
 FANNING, Willis (C), 1920  
 FARWELL, Knight, 1924  
 FAUROTE, Gerald (F, 6-5)  
 East Gary, Ind., 1976-77  
 FAUST, Erik (F, 6-7)  
 Arlington Hts., Ill., 1999-00  
 FINLEY, Michael (F, 6-7)  
 Maywood, Ill., 1992-93-94-95  
 FLEMING, Sean (G, 6-2)  
 Oakland, Calif., 1987  
 FLODEN, Tuve, 1915  
 FLOWERS, Michael (G, 6-2)  
 Madison, Wis., 2005-06-07-08  
 FOLZ, Daniel (C, 6-7)  
 Milwaukee, Wis., 1953-54-55-56  
 FOSSUM, Bruce (F, 6-1)  
 Ashland, Wis., 1948-49  
 FOSTER, Harold, 1928-29-30  
 FRABER, Maurice, 1929-30  
 FRANK, Arthur (G), 1907  
 FRANKLIN, Joseph (F, 6-4)  
 Madison, Wis., 1966-67-68  
 FRASOR, Robert (G, 6-3)  
 Blue Island, Ill., 1970-71-72  
 FREY, Mannie, 1937-38  
 FROGNER, Allard (G), 1920-21  
 FULLER, Gordy, 1935-36-37

**G**

GAGE, Leslie, 1922-23  
 GAINES, Arnold (G, 6-4)  
 Baltimore, Md., 1977-78-79-80  
 GALLAGHER, John (G, 5-11)  
 Milton Junction, Wis., 1939-40  
 GALLAGHER, Robert, 1944  
 GALLE, Fred, 1927  
 GARDNER, Thomas (G, 5-10)  
 Toluca, Ill., 1966  
 GARROTT, William, 1935  
**GASSER, Josh (G, 6-3)**  
**Port Washington, Wis., 2011-12**  
 GAVINSKI, J.P. (F, 6-11)  
 Wisconsin Dells, Wis., 2008-09-10-11  
 GHARRITY, Martin (G, 6-2)  
 Shawano, Wis., 1960  
 GIBSON, Douglas, 1922-23-24  
 GILLESPIE, James (G, 6-4)  
 Detroit, Mich., 1989  
 GILLETTE, Edmond (G), 1911  
 GODFREY, Roger (G, 5-10)  
 Wauwatosa, Wis., 1953-54  
 GOERING, Vince, 1945  
 GOLSTON, Carl (G, 5-9)  
 Chicago, Ill., 1982  
 GOOD, Brian (G, 6-1)  
 Rossville, Ind., 1989-90-91-92  
 GRAMS, David (G, 6-1)  
 Monroe, Wis., 1963-64  
 GRANT, Paul (C, 7-0)  
 W. Bloomfield, Mich., 1997  
 GREGORY, Claude (F, 6-8)  
 Washington, D.C.,  
 1978-79-80-81  
 GREGORY, James (F, 6-8)  
 Washington, D.C., 1977-78  
 GRIFFITH, Rashard (C, 6-11)  
 Chicago, Ill., 1994-95  
 GRIMM, Kurt (G, 6-0)  
 Milwaukee, Wis., 1944-45-46  
 GRISWOLD, Harry, 1930-31-32  
 GROSS, Raymond (C, 6-7)  
 Stratford, Wis., 1957-58-59  
 GRUSCZYNSKI, Kyle (F, 6-7)  
 Seymour, Wis., 2001  
 GULLIKSON, Kevin (F, 6-7)  
 Stillwater, Minn., 2006-07-08-09  
 GUSTAFSON, Kenneth  
 (F/G, 6-4) St. Charles, Ill.,  
 1964-65-66  
 GWYN, Thomas (C, 6-6)  
 Milwaukee, Wis., 1961-62-63

**H**

HAARLOW, Robert (C, 6-5)  
Chicago, Ill., 1946-47-48-49

HAAS, Mel, 1914-15-16

HACKBART, Dale, 1959

HALL, Jeremy (G, 5-10)  
Garrett, Ky., 1996

HAMANN, Ray, 1933-34-35

HANSON, Clayton (G, 6-5)  
Reedsburg, Wis., 2002-03-04-05

HARDY, Emir (F, 6-6)  
Chicago Hts., Ill., 1975

HARGET, Edmund, 1926

HARPER, Carl,  
Madison, Wis., 1912-13-14

HARPER, Hugh (G, 6-1)  
Madison, Wis., 1906-07-08

HARRELL, Damon (C, 6-9)  
Madison, Wis., 1990-91-92-93

HARRIS, Bob, 1937

HARRIS, Devin (G, 6-4)  
Milwaukee, Wis., 2002-03-04

HASTINGS, Daniel (G, 6-4)  
Drexel Hill, Pa., 1978-79-80-81

HAUKEDAHL, Stanley, 1937

HEARDEN, Donald (G, 6-0)  
Kimberly, Wis., 1962-63-64

HEINEMAN, Michael (G, 6-3)  
Connersville, Ind.,  
1984-85-86-87

HELMHOLZ, Henry (C), 1900-02

HELMIGK, Andreas (F, 6-9)  
Klagenfurt, Austria, 2003-04-05

HEMMING, Victor, 1917

HENDERSON, Dwight, 1912

HENDRICKSON, Eino (C, 7-0)  
Holmen, Wis., 1967-68-70

HENRY, Albert (C, 6-9)  
Memphis, Tenn., 1969-70

HERREID, Carl (F, 6-3)  
Blair, Wis., 1952

HERTZ, Gilman (F, 6-3)  
Weyauwega, Wis., 1943-47

HINMAN, Norman, 1913

HIPPEN, Jack (F, 6-7)  
Chadwick, Ill., 1982-83-84-85

HIRSCHBERG, Walter (G),  
1899-1900-01

HISLE, Larry Jr. (G, 6-4)  
Mequon, Wis., 1990-91

HOLCOMB, Douglas (F, 6-4)  
Milwaukee, Wis., 1947

HOLLINGER, Robert, 1945

HOLT, Walter (G, 6-1)  
Benton Harbor, Mich., 1957-58

HOSKINS, Darnell (G, 6-0)  
Dayton, Ohio, 1994-95

HOTCHKISS, George, 1926-27-28

HOWARD, Leon (F, 6-5)  
New York, N.Y., 1971-72-73

HUGHBANKS, Thomas (F, 6-5)  
Green Bay, Wis., 1960-61-62

HUGHES, Kerry (F, 6-11)  
Freeport, Ill., 1972-73-74

HUGHES, Kim (C, 6-11)  
Freeport, Ill., 1972-73-74

HUGHES, Trevon (G, 6-1)  
Queens, N.Y., 2007-08-09-10

**J**

JACKSON, Ronald (F, 6-4)  
Chicago, Ill., 1961-62

**JACKSON, Traevon (G, 6-2)  
Westerville, Ohio, 2012-13**

JACKSON, Trent (G, 6-1)  
Bolingbrook, Ill., 1986-87-88-89

JACOBSON, Steve (G, 6-1)  
Pardeeville, Wis., 1982

JARMUSZ, Tim (F, 6-6)  
Oshkosh, Wis., 2008-09-10-11

JEFFERSON, Ivan (F, 6-3)  
Herrin, Ill., 1959

JENKINS, Robert (G, 6-3)  
Milwaukee, Wis., 1978-79-80

JOHNSEN, Jason (G, 6-3)  
New Hope, Minn., 1991-92-93-94

JOHNSON, Allen (F), 1912-13

JOHNSON, Alvin (G), 1911

JOHNSON, Bobbie (C, 6-5)  
Washington, D.C., 1963-64

JOHNSON, Grant (C, 7-0)  
Plymouth, Minn.,  
1991-92-93-94

JOHNSON, James (F, 6-5)  
Memphis, Tenn., 1967-68-69

JOHNSON, Robb (F, 6-5)  
W. Palm Beach, Fla., 1966-67

JOHNSON, Robert (C, 6-8)  
Miami, Okla., 1975-76

JOHNSON, Silas Jr. (G, 5-9)  
Madison, Wis., 1951-52

JOHNSON, William (G, 6-0)  
Monroe, Wis., 1944-45

JONES, Charles, 1935-36-37

JONES, Danny (F, 6-6)  
Rockford, Ill., 1987-88-89-90

JORGENSEN, Richard (G, 6-0)  
Neenah, Wis., 1954-55-56

**K**

**KAMINSKY, Frank (F, 7-0)  
Lisle, Ill., 2012-13**

KELLEY, Brian (F, 6-7)  
Decatur, Ga., 1992-93-94-95

KELLEY, Michael (G, 6-3)  
Milwaukee, Wis., 1998-99-00-01

KILBRIDE, Andy (G, 6-3)  
Kankakee, Ill., 1992-93-94-95

KNAKE, Robert, 1933-34

KNAPP, Harold (F), 1918-19-20-21

KOEHLER, Dale (F, 6-8)  
Kewaunee, Wis., 1973-74-75-76

KORTH, John (G, 6-2)  
Neenah, Wis., 1983

KOSOLCHAROEN, Michael (G, 6-1)  
Adams, Wis., 1996-97

KOTZ, John (F, 6-3)  
Rhineland, Wis., 1941-42-43

KOWALCZYK, Henry, 1927-29

KOWSKE, Andrew (F, 6-8)  
Brookfield, Wis., 1998-99-00-01

KRABENHOFT, Joe (F, 6-7)  
Sioux Falls, S.D., 2006-07-08-09

KREKLOW, Mike (F, 6-6)  
Neenah, Wis., 1980-81

KRUEGER, Robert (G, 6-0)  
Fort Atkinson, Wis., 1943-47

KUECHENMEISTER, Hugo (C), 1911-14

KULAS, Brian (G, 6-6)  
Wausau, Wis., 1957-58-59

**L**

LANDRY, Marcus (F, 6-7)  
Milwaukee, Wis., 2007-08-09

LANGE, E.O., 1914-15

LASZEWSKI, Jay (C/F, 6-8)  
Stevens Point, Wis.,  
1983-84-85-86

LAUTENBACH, Walter (G, 6-2)  
Plymouth, Wis., 1942-43-47

LEICHTFUSS, David (G, 6-1)  
Wauwatosa, Wis., 1957

LENHEISER, Ray (F, 6-1)  
Rhineland, Wis., 1941

LEUER, Jon (F, 6-10)  
Orono, Minn., 2008-09-10-11

LEVIS, George (6-0)  
Madison, Wis., 1915-16-17

LINDEMANN, Walter (G), 1907-08

LINTON, Maurice (F, 6-7)  
Calumet City, Ill., 1998-99-00-01

LITZOW, Robert (F, 6-3)  
Stevens Point, Wis., 1956-57-58

LOCUM, Tim (G, 6-4)  
Flora, Ill., 1988-89-90-91



LOTZER, Mark (G, 6-0)  
 Rockford, Ill., 1976  
 LUCHSINGER, Robert (G, 6-3)  
 Janesville, Wis., 1973-74-75  
 LYNCH, John (G, 6-1)  
 Frankfort, Ind., 1941-42

**M**

MACK, Thomas (F, 5-11)  
 Madison, Wis., 1955-56  
 MADER, David (C, 6-11)  
 Appleton, Wis., 2001-02-03-04  
 MADER, Robert (G, 6-1)  
 Wisconsin Rapids, Wis.,  
 1947-48-49-50  
 MAISEL, Lawrence, 1918  
 MALINOWSKI, Erik (F, 6-7)  
 Wausau, Wis., 1996  
 MANWARRING, Craig (F, 6-5)  
 Trenton, Ill., 1972  
 MAPEL, Charles, 1902  
 MARKHAM, Marshall (F, 5-10)  
 Brodhead, Wis., 1949-50-51  
 MARKOLF, Ian (C, 7-0)  
 San Antonio, Texas, 2009-10  
**MARSHALL, George (G, 6-1)**  
**Chicago, Ill., 2013**  
 MASON, Sean (G, 6-2)  
 Country Club Hills, Ill.,  
 1995-96-98-99  
 MATHEWS, Eugene (F, 5-7)  
 Green Bay, Wis., 1945-46  
 MATTHEWS, Wesley (G, 6-1)  
 Bridgeport, Conn., 1978-79-80  
 MATTHUSEN, Carl, 1929-30  
 MAYBERRY, Craig (F/C, 6-9)  
 Chicago, Ill., 1969-70  
 McCALLUM, James (G, 6-3)  
 Terre Haute, Ind., 1967-68  
 McCAULEY, Bruce (G, 6-3)  
 Sun Prairie, Wis., 1973-74-75  
 McCLEES, C.D., 1905  
 McCONOCHIE, Stewart, 1903-04  
 McCOY, Marcus (G/F, 6-5)  
 Chicago Hts., Ill., 1973-74-75  
 McDONALD, Gilbert, 1933-34-35  
 McDUFFIE, Otto (F, 6-5)  
 Milwaukee, Wis., 1992-93  
 McGEE, Carlton  
 Milwaukee, Wis., 1991-92-93  
 McIntosh, Charles, 1917  
 McIntosh, Clarence (C), 1919-21-23  
 MEINERS, Matt (G, 6-0)  
 North Potomac, Md., 1997

MENZEL, Exner (F, 6-0)  
 Stevens Point, Wis., 1946-47  
 MERKEL, Ralph, 1925-26-27  
 MEYERS, Paul, 1916-17  
 MILLER, David (G, 6-4)  
 Chicago, Ill., 1983-84  
 MILLER, Fred, 1933  
 MILLER, Godfrey, 1925  
 MILLER, Lycan, 1927-28-29  
 MILLER, Richard (G, 6-0)  
 Wheeling, W. Va., 1954-55-56  
 MILLER, William (F, 6-2)  
 Lena, Ill., 1967  
 MILLS, David (G, 5-9)  
 Black River Falls, Wis., 1959  
 MILLS, Edward (C, 6-6)  
 West Milwaukee, Wis.,  
 1943-47-48  
 MITCHELL, Keith (F, 6-9)  
 Taylor, Mich., 1979-80-81-82  
 MITCHELL, Lee, 1935-36-37  
 MITCHELL, Thomas (G, 6-1)  
 Monroe, Wis., 1967-68-69  
 MOLASKI, Tom (F, 6-6)  
 Grafton, Wis., 1986-87-88-89  
 MOORE, Earl (G/C, 6-4)  
 Stevens Point, Wis., 1948-49-50  
 MOORE, Howard (F, 6-6)  
 Chicago, Ill., 1993-94-95  
 MOORE, Jim (G-F)  
 Stevens Point, Wis., 1947-48-49-50  
 MORENZ, Paul (G, 6-0)  
 McHenry, Ill., 1965-66  
 MORIARITY, John (G, 6-5)  
 Oostburg, Wis., 1999  
 MORLEY, Zach (F, 6-8)  
 Maryville, Mo., 2004-05  
 MORROW, J. Paul (C, 6-7)  
 St. Croix Falls, Wis.,  
 1952-53-54  
 MUELLER, Curtis (F, 6-3)  
 Prairie du Sac, Wis., 1954-55-56  
 MURRAY, Richard (F, 6-2)  
 Three Lakes, Wis., 1959-60

**N**

NAGLE, Charles (F, 6-5)  
 Milwaukee, Wis., 1967-68-69  
 NANKIVIL, Keaton (F, 6-8)  
 Madison, Wis., 2008-09-10-11  
 NELSON, Douglas, 1930-31-32  
 NELSON, George, 1926-27-28  
 NEPRUD, Carl, 1912  
 NEWBURG, Mark (C, 6-11)  
 La Crosse, Wis., 1976-77-79-80  
 NICHOLAS, Albert (G, 6-3)  
 Rockford, Ill., 1950-51-52

NICKOLI, Robert (C, 6-8)  
 Fond du Lac, Wis., 1946  
 NIEMUTH, Wallace (C, 6-4)  
 Waupaca, Wis., 1946-48  
 NIXON, Ray (F, 6-7)  
 Milwaukee, Wis., 2003-04-05-06  
 NOE, Paul (G), 1907-08-09  
 NORD, Ronald (G, 5-10)  
 Minneapolis, Minn., 1950  
 NWACHUKWU, Osita (F, 6-8)  
 Owerri, Nigeria, 1995-96

**O**

OAKS, Leroy, 1932  
 O'BRIEN, Leland (C, 6-2)  
 Marietta, Ohio, 1944  
 OCKERSHAUSER, Karl, 1934  
 OKEY, Sam (F, 6-7)  
 Cassville, Wis., 1996-97  
 OLER, Lee (F, 6-5)  
 Fox Lake, Ill., 1970-71-72  
 OLSEN, Harold  
 Rice Lake, Wis., 1915-16-17  
 OLSON, Rick (G, 6-1)  
 Madison, Wis., 1983-84-85-86  
 O'MELIA, Michael (G, 5-10)  
 Rhinelander, Wis., 1962-63-64  
 OSTROM, Lonnie (F/G, 6-5)  
 Silvis, Ill., 1961-62-63  
 OWENS, Lawrence "Freddie"  
 (G, 6-2) Milwaukee, Wis.,  
 2001-02-03-04

**P**

PAGE, Donald (F, 6-3)  
 Madison, Wis., 1949-50  
 PAMPERIN, John (F/G, 6-2)  
 La Crosse, Wis., 1958  
 PARKER, John (C, 6-5)  
 Madison, Wis., 1954-55-56  
 PATERICK, Timothy (G, 6-4)  
 Janesville, Wis., 1973-75-76  
 PATTERSON, Donald (G, 6-0)  
 Pekin, Ill., 1963  
 PATTERSON, Ray (C, 6-3)  
 Madison, Wis., 1942-43-44-45  
 PAUL, John, 1929-30-31  
 PAUST, Benjamin, 1904  
 PEARSON, William (F, 6-8)  
 McFarland, Wis., 1975-76-77-78  
 PEASE, Harlow (G), 1919-20  
 PENNEY, Kirk (G, 6-5)  
 Auckland, New Zealand,  
 2000-01-02-03  
 PETERS, Jay (G, 6-2)  
 Janesville, Wis., 1991-92

PETERSEN, Jeff (C, 6-10)  
 Mequon, Wis., 1992-93-94

PETERSON, Mosezell (G/F, 6-4)  
 Louisville, Ky., 1995-96-97

PETTY, Larry (C, 6-9)  
 New York, N.Y., 1978-79-80-81

PHELPS, Marion, 1912

PIACENZA, Richard (F, 6-6)  
 Highland Park, Ill., 1973-74-76

PLANK, Neil (G/F, 6-5)  
 Mt. Zion, Ill., 2002

PLONDKE, Scott (F/C, 6-10)  
 Dubuque, Iowa, 1984

PLOSS, John (C, 6-9)  
 Antioch, Ill., 1982-83-84-85

POKER, Lawrence (F, 6-1)  
 Milwaukee, Wis., 1947-48-49

PORTMANN, Kurt (F, 6-11)  
 Sheboygan, Wis., 1987-88-89-90

POSER, John, 1930-31-32

POSER, Rolf "Chub",  
 Columbus, Wis., 1933-34-35

POTTER, John (F), 1901-02-03

POWELL, Howard, 1936-37-38

POWERS, Edward, 1926

POWERS, Robert (G, 6-2)  
 Madison, Wis., 1961

PREBOSKI, Felix, (F, 6-2)  
 Antigo, Wis., 1934-35

**Q**

QUEST, Matt (F, 6-6)  
 Watertown, Wis., 1997

**R**

RADKE, Steven (F/G, 6-5)  
 Oshkosh, Wis., 1957-58

REBHOLZ, James (F/G, 6-5)  
 Portage, Wis., 1967

REBHOLZ, Russ, 1931

REDDICK, Melvin (G, 6-1)  
 Chicago, Ill., 1969

REHFELDT, Donald (C, 6-6)  
 Chicago, Ill., 1947-48-49-50

REHM, Frederick (G, 6-2)  
 Milwaukee, Wis., 1941-42-43

REINHART, Roger, 1935-36

REINSTAD, Robert (C, 6-4)  
 Kenosha, Wis., 1951

RENFROE, Dwayne (G, 6-3)  
 Sandersville, Ga., 1981

REWEY, Stanley, 1932

RICHGELS, Glen (C, 6-8)  
 Madison, Wis., 1971

RICHTER, Pat (C, 6-5)  
 Madison, Wis., 1961-62-63

RIPLEY, Rodney (F, 6-8)  
 Pulaski, Wis., 1984-85-86-87

RIPPE, Russell (G, 6-1)  
 Madison, Wis., 1946-47-48

RIZZI, Arthur (F, 5-7)  
 Milwaukee, Wis., 1946-47

ROBERTS, David (F, 6-5)  
 Waunakee, Wis., 1964-65-66

ROBERTS, Jalil (G/F, 6-4)  
 Jersey City, N.J., 1994

ROBERTSON, Pollis (F, 6-7)  
 Wayne, Mich., 1986-87-88-89

ROBINSON, Byron (G, 6-5)  
 Springfield, Ill., 1988-89-90

ROGERS, Douglas (G, 6-1)  
 Waukesha, Wis., 1946-47-48-49

ROGERS, Harlan "Biddy"  
 Portage, Wis., 1906-07-08

ROGNEBY, James (G, 6-2)  
 Cochrane, Wis., 1957-58-59

ROHAN, Patrick (C, 6-7)  
 Madison, Wis., 1971-72

ROONEY, George, 1936-37-38

ROSSIN, Robert (C, 6-7)  
 Mauston, Wis., 1959-60

ROTH, Robert (G, 5-10)  
 Oshkosh, Wis., 1941

ROTH, Scott (F, 6-9)  
 Brecksville, Ohio, 1982-83-84-85

RUCKEL, Robert (F, 6-0)  
 Fort Wayne, Ind., 1946

RUDD, Allen (C, 6-10)  
 Amery, Wis., 1976

RUNDELL, John (G, 5-10)  
 Madison, Wis., 1938-39-40

RYCKMAN, Kenneth, 1932

RYSER, Albert Jr. (G, 5-11)  
 Madison, Wis., 1944

**S**

SANDS, Albert (F), 1913-14

SCHEIWE, Edward (G, 5-11)  
 Chicago Heights, Ill.,  
 1940-41-42

SHELL, Jay (G, 6-6)  
 Stevens Point, Wis., 1992

SHELL, John (G/F, 6-5)  
 Cumberland, Wis., 1967-68-69

SCHMIT, Peter (G, 6-0)  
 St. Charles, Ill., 2001

SCHMITT, Gustav, 1904

SCHNEIDER, Fredric (F, 6-3)  
 Wauwatosa, Wis., 1948-49-50

SCHNEIDER, Harvey, 1930-31-32

SCHOENECK, Thomas (C, 6-9)  
 Itasca, Ill., 1965

SCHOFIELD, Harvey, 1902-03-04

SCHRAGE, Warren (C, 6-4)  
 Plymouth, Wis., 1941-42

SCHUBRING, Darin (C, 6-10)  
 Baraboo, Wis., 1986-87-88-89

SCHUMACHER, Troy (G, 6-3)  
 Sun Prairie, Wis., 1997

SCHWARTZ, John (G, 6-1)  
 Madison, Wis., 1950

**SHOWALTER, Zak (G, 6-2)  
 Germantown, Wis., 2013**

SCHWARTZ, Robert, 1939

SCOTT, Harlo (C/F, 6-3)  
 Platteville, Wis., 1941-42

SCOVILLE, Walter (G), 1910-11-12

SCRIBNER, Charles (F), 1905-06-07

SELBO, Glen (G, 6-3)  
 La Crosse, Wis., 1944-47

SELLERS, Brad (C, 6-11)  
 Warrensville Hts., Ohio, 1982-83

SERBIAK, Robert (G, 6-1)  
 Milwaukee, Wis., 1958-59

SESSOMS, Maurice (F, 6-8)  
 Teaneck, N.J., 1999

SEVERIN, Max, 1903-04

SHAFER, Adam (G/F, 6-4)  
 Downers Grove, Ill., 1997

SHEPPARD, Frank (F), 1908

SHERROD, Clarence (G, 6-2)  
 Milwaukee, Wis., 1969-70-71

SIEBEL, Kenneth (F, 6-4)  
 Rock Falls, Ill., 1961-62-63

SIEFERT, Charles (G, 6-1)  
 Black River Falls, Wis., 1952-53

SIMMS, Willie (F, 6-6)  
 Pontiac, Mich., 1989-90-91

SIMPSON, Eber (5-8)  
 Oshkosh, Wis., 1917-18

SMITH, Desmond, 1944-45

SMITH, Harrison, 1955-57  
 Madison, Wis.

SMITH, James (F, 6-6)  
 Pittsburgh, Pa., 1979

SMITH, James III (G, 6-2)  
 Wauwatosa, Wis., 1976-77-78

SMITH, Jim (F, 6-6)  
 Toledo, Ohio, 1983

**SMITH, Jordan (G, 6-1)  
 Orono, Minn., 2012-13**

SMITH, Robert (G, 6-0)  
 Madison, Wis., 1946

SMITH, Robert (F, 6-8)  
 Madison, Wis., 2000

SMITH, Shelton Jr. (G, 6-0)  
 Indianapolis, Ind., 1985-86-87

SMITH, Thomas, 1933-34  
 SMITH, William (F/G, 6-3)  
     Fond du Lac, Wis., 1976-77  
 SMITH, Wqinton (G, 5-10)  
     Milwaukee, Wis., 2008-09-10-11  
 SPIKA, Daniel (G, 6-0)  
     La Crosse, Wis., 1954  
 SPOONER, A. Dwight, 1923-24  
 STACK, John (C, 6-7)  
     Evanston, Ill., 1958-59  
 STANGEL, Otto (F)  
     Two Rivers, Wis., 1911-12  
 STEEN, Marvin, 1931-32  
 STEGE, Edward, 1934-35-36  
 STEINHAUS, Gregg (F, 6-9)  
     Portage, Wis., 1983-84-85-86  
 STEINMETZ, Christian,  
     Milwaukee, Wis., 1902-03-04-05  
 STEINMETZ, Christian R., 1931  
 STELTER, Keith (F, 6-8)  
     Rockford, Ill., 1965  
 STEPHENS, Steven (G, 5-9)  
     Platteville, Wis., 1957-58  
 STIEHM, Ewald (C), 1907-08-09  
 STIEMSMA, Greg (C, 6-11)  
     Randolph, Wis., 2005-07-08  
 STOLL, George, 1925-26-27  
 STOLTZ, Oscar, 1914  
 STOVER, Paul (F), 1898-1900-01  
 STRACKA, Anthony (F, 6-2)  
     Hartford, Wis., 1952-53-54  
 STRAIN, William (G, 5-11)  
     Harvard, Ill., 1939-40-41  
 STRICKLER, Palmer, 1946  
 SULLIVAN, Robert, 1945  
 SULLIVAN, Robert (F, 6-1)  
     Ojibwa, Wis., 1941-42-43  
 SUNDT, Guiserd (C), 1920  
 SWARTZ, Julian (F, 6-6)  
     Waukesha, Wis., 2000  
 SWEENEY, Dennis (G, 6-1)  
     Madison, Wis., 1965-66-67  
 SWENHOLT, Helmer,  
     Wittenberg, Wis., 1907-08-09  
 SWENSON, Edwin, 1918  
 SYDNOR, Raymond (C, 6-6)  
     Baltimore, Md., 1977-78

**T**

TAPP, Rodney (G, 6-0)  
     Evansville, Ind., 1987-88  
 TAYLOR, Jordan (G, 6-1)  
     Bloomington, Minn., 2009-10-11-12  
 TAYLOR, Kamrnon (G, 6-2)  
     Minneapolis, Minn., 2004-05-06-07  
 TAYLOR, Warren (F), 1920-21-22  
 TEBELL, Gustav (G), 1921-22-23

TENHOPEN, Elmer, 1927-28-29  
 TERWILLIGER, Emmett, 1935  
 TIMMERMAN, Donald (C, 6-10)  
     Sioux Falls, S.D., 1940-41  
 TIMMERMAN, Greg (C, 6-10)  
     Cuba City, Wis., 1993  
 TOMPKINS, Patrick (F, 6-6)  
     Waukegan, Ill., 1988-89-90-91  
 TORNOWSKE, Russell, 1931  
 TUCKER, Alando (F, 6-5)  
     Lockport, Ill., 2003-05-06-07

**U**

UKAWUBA, Ikechukwu "Ike"  
     (G, 6-3) Chicago, Ill.,  
     2001-02-03-04  
 ULWELLING, John (G, 5-11)  
     Appleton, Wis., 1960  
 UPHOFF, Rodney (G, 5-10)  
     Madison, Wis., 1971

**V**

VALENTYN, Brett (G, 6-4)  
     Verona, Wis., 2008-09-10-11  
 VAN DIEN, James (G, 5-10)  
     Boyceville, Wis., 1950-51  
 VAN GENT, Eugene (C)  
     Chicago, Ill., 1912-13-14  
 VAN RIPER, John (G), 1911-12-13  
 VANDER MEULEN, David  
     (F, 6-4) Madison, Wis., 1960-61  
 VARNEY, F. Carleton, 1924-25  
 VERSHAW, Mark (F, 6-9)  
     E. Peoria, Ill., 1998-99-00-01  
 VOIGHT, Theodore (F, 6-8)  
     Wauwatosa, Wis., 1967-68-69  
 VRANEY, Brian (F, 6-6)  
     Valders, Wis., 1995-96-97-98

**W**

WACKMAN, Ralph, 1924-25  
 WADE, Maurice "Boo" (G, 6-3)  
     Milwaukee, Wis., 2003-04  
 WAGNER, Fred "Fritz" 1934-35  
 WALVOORD, Anthony, 1907  
 WARD, Thomas (G, 5-11)  
     Wauwatosa, Wis., 1951-52-53  
 WATSON, Gary (F/C, 6-7)  
     New York, N.Y., 1971  
 WEAVER, LaMont (G, 6-1)  
     Beloit, Wis., 1972-73-74  
 WEBER, Jeffrey (F, 6-7)  
     Wales, Wis., 1984-85-86-87  
 WEBER, Robert (G, 6-6)  
     Lodi, Wis., 1953-54

WEBSTER, Tracy (G, 6-0)  
     Harvey, Ill., 1992-93-94  
 WEGNER, Fred, 1934-35-36  
 WEIGANDT, Robert, 1937-38-39  
 WEISNER, Ronald (F/G, 5-9)  
     Elgin, Ill., 1952-53-54  
 WENDLUND, Russell (G, 6-1)  
     Peoria, Ill., 1944  
 WESTON, Frank (G), 1919-20  
 WICKMAN, Ray, 1931-32-33  
 WILCE, John (C), 1908  
 WILHELM, Steve (F, 6-6)  
     Fall Creek, Wis., 1972-73-74  
 WILKINSON, Mike (F, 6-8)  
     Blue Mound, Wis., 2002-03-04-05  
 WILLEY, Rob (F, 6-9)  
     Neenah, Wis., 1986-88-89  
 WILLIAMS, John (F), 1921  
 WILLIAMS, Rolland (G),  
     Edgerton, Wis., 1921-22-23  
 WILLS, Charlie (F, 6-8)  
     Angola, Ind., 1999-00-01-02  
 WILSON, Rob (G, 6-4)  
     Cleveland, Ohio, 2009-10-11-12  
 WINN, Harry Jr., 1964-65  
 WISE, J.D. (G, 6-0)  
     Milwaukee, Wis., 2010-11-12-13  
 WISE, John (F, 6-3)  
     Madison, Wis., 1946-49  
 WITT, William (G), 1908-09-10  
 WITTIG, Robert (F, 6-3)  
     Green Bay, Wis., 1963  
 WOELLAEGER, Edwin, 1903  
 WORTHMAN, Robert (F, 6-1)  
     Madison, Wis., 1949-50

**Y**

YORK, Claude, 1940  
 YOUNG, Francis (G, 6-1)  
     Sauk City, Wis., 1960  
 YOUNGMAN, Frank (G), 1911

**Z**

ZEIGER, Richard (F, 6-5)  
     Milwaukee, Wis., 1955-56  
 ZINK, David (F, 6-6)  
     Wollaston, Mass., 1968-69-70  
 ZINKGRAF, Gary (F, 6-7)  
     Bethesda, Md., 1979-82  
 ZORN, Willis (G, 6-0)  
     Eau Claire, Wis., 1945-48-49  
 ZUBOR, Mark (C, 6-6)  
     Cicero, Ill., 1964-65-66  
 ZULFER, Anthony (C), 1918-19  
 ZUPPKE, Robert, 1904-05

# Wisconsin Assistant Coaches

1940-41	Fritz Wegner	1965-66	Dave Brown	1983-84	Rick Bowen	2000-01	Shawn Hood
1941-42	Fritz Wegner		John Powless		Brad McNulty		Tony Bennett
1942-43	Fritz Wegner	1966-67	Dave Brown		Bo Ryan		Paul Costanzo
	Robert Alwin		John Powless	1984-85	Rick Bowen	2001-02	Rob Jeter
1943-44	Fritz Wegner	1967-68	Dave Brown		Brad McNulty		Tony Bennett
1944-45	Fritz Wegner		John Powless		Ray McCallum		Greg Gard
1945-46	Fritz Wegner	1968-69	Dave Brown	1985-86	Rick Bowen	2002-03	Rob Jeter
	Andy Smith		Bud Foster		Brad McNulty		Tony Bennett
1946-47	Fritz Wegner		Milt Bruhn		Ray McCallum		Greg Gard
	Ted Deppe	1969-70	Dave Brown	1986-87	Brad McNulty	2003-04	Rob Jeter
1947-48	Fritz Wegner		Dave Vander		Ray McCallum		Gary Close
	Art Rizzi		Meulen		Chris Benetti		Greg Gard
	Kurt Grimm	1970-71	Dave Brown	1987-88	Brad McNulty	2004-05	Rob Jeter
	Bob Weigandt		Dave Vander		Ray McCallum		Gary Close
1948-49	Fritz Wegner		Meulen		Rod Zentner		Greg Gard
	Ray Patterson	1971-72	Dave Vander	1988-89	Brad McNulty	2005-06	Greg Gard
1949-50	Fritz Wegner		Meulen		Ray McCallum		Gary Close
	Bruce Fossum		Ted Voigt		Rod Zentner		Howard Moore
1950-51	Fritz Wegner	1972-73	Dave Vander	1989-90	Ray McCallum	2006-07	Greg Gard
	Walt Lautenbach		Meulen		John Williams		Gary Close
1951-52	Fritz Wegner		Ted Voigt		Chuck Schramm		Howard Moore
	Art Rizzi	1973-74	Dave Vander	1990-91	Ray McCallum	2007-08	Greg Gard
1952-53	Fritz Wegner		Meulen		John Williams		Gary Close
	Art Rizzi		Ted Voigt		Chuck Schramm		Howard Moore
1953-54	Fritz Wegner	1974-75	Dave Vander	1991-92	John Williams	2008-09	Greg Gard
	Art Rizzi		Meulen		Chuck Schramm		Gary Close
1954-55	Fritz Wegner		Lamont Weaver		Chuck Schramm		Howard Moore
	Ab Nicholas	1975-76	Dave Vander	1992-93	Ray McCallum	2009-10	Greg Gard
	Bob Cook		Meulen		Stan Van Gundy		Gary Close
1955-56	Fritz Wegner		Lamont Weaver		Sean Miller		Howard Moore
	Paul Morrow	1976-77	Bo Ryan	1993-94	Stan Van Gundy	2010-11	Greg Gard
	Silas Johnson		Larry Reed		Bob Beyer		Gary Close
1956-57	Fritz Wegner		Todd Landrum		Tim Buckley		Lamont Paris
	Silas Johnson	1977-78	Bo Ryan	1994-95	Dave Bollwinkel	2011-12	Greg Gard
	Tom Ward		Larry Reed		Shawn Hood		Gary Close
1957-58	Fritz Wegner		Todd Landrum		Brian Hecker		Lamont Paris
	Al Hovland	1978-79	Bo Ryan	1995-96	Brad Soderberg	2012-13	Greg Gard
1958-59	Fritz Wegner		Larry Reed		Shawn Hood		Gary Close
	John Erickson		Todd Landrum		Brian Hecker		Lamont Paris
1959-60	John Orr	1979-80	Bo Ryan	1996-97	Brad Soderberg		
	Ron Nord		Larry Reed		Shawn Hood		
1960-61	John Orr		Todd Landrum		Brian Hecker		
	Ron Nord	1980-81	Bo Ryan	1997-98	Brad Soderberg		
1961-62	John Orr		Ken Johnson		Shawn Hood		
	Ron Nord		Don Gosz		Brian Hecker		
1962-63	John Orr	1981-82	Bo Ryan	1998-99	Brad Soderberg		
1963-64	Dave Brown		Ken Johnson		Shawn Hood		
	John Powless		Don Gosz		Brian Hecker		
1964-65	Dave Brown	1982-83	Rick Bowen	1999-00	Brad Soderberg		
	John Powless		Brad McNulty		Shawn Hood		
			Bo Ryan		Brian Hecker		

# All-Time Lineups

## 1946-47

Robert Cook, F, Jr.  
Exner Menzel, F, Sr.  
Edward Mills, C, Jr.  
Glen Selbo, G, Sr.  
Walter Lautenbach, G, Sr.

## 1952-53

Richard Cable, F, So.  
Anthony Stracka, F, Jr.  
J. Paul Morrow, C, Jr.  
Charles Siefert, G, Sr.  
Thomas Ward, G, Sr.

## 1958-59

Robert Barneson, F, Jr.  
Jim Biggs, F, So.  
Fred Clow, C, Jr.  
Brian Kulas, G, Sr.  
Steve Stephens, G, Sr.

## 1964-65

Ken Barnes, F, Jr.  
Ken Gustafson, F, Jr.  
Mark Zubor, C, Jr.  
Jim Bohlen, G, Sr.  
Dennis Sweeney, G, So.

## 1947-48

Robert Cook, F, Sr.  
Edward Mills, F, Sr.  
Don Rehfeldt, C, So.  
Douglas Rogers, G, Jr.  
James Moore, G, So.

## 1953-54

Richard Cable, F, Jr.  
Anthony Stracka, F, Sr.  
J. Paul Morrow, C, Sr.  
Ronald Weisner, G, Sr.  
Robert Weber, G, Sr.

## 1959-60

Tom Hughbanks, F, So.  
Robert Barneson, F, Sr.  
Fred Clow, C, Sr.  
Marty Gharrity, G, So.  
John Ulwelling, G, So.

## 1965-66

Joe Franklin, F, So.  
Ken Barnes, F, Sr.  
Mark Zubor, C, Sr.  
Ken Gustafson, G, Sr.  
Mike Carlin, G, So.

## 1948-49

Fred Schneider, F, Jr.  
Marshall Markham, F, So.  
Don Rehfeldt, C, Jr.  
Robert Mader, G, Jr.  
Douglas Rogers, G, Sr.

## 1954-55

Richard Cable, F, Sr.  
Jim Clinton, F, Sr.  
Dan Folz, C, Jr.  
Richard Miller, G, Jr.  
Richard Jorgensen, G, Jr.

## 1960-61

Tom Hughbanks, F, Jr.  
Dave Vander Meulen, F, Sr.  
Tom Gwyn, C, So.  
Ken Siebel, G, So.  
Dick Dutriasac, G, Jr.

## 1966-67

Chuck Nagle, F, So.  
Joe Franklin, F, Jr.  
James Johnson, C, So.  
Jim McCallum, G, Jr.  
Mike Carlin, G, Jr.

## 1949-50

Fred Schneider, F, Sr.  
Donald Page, F, Sr.  
Don Rehfeldt, C, Sr.  
Albert Nicholas, G, So.  
Robert Mader, G, Sr.

## 1955-56

Curt Mueller, F, Sr.  
Robert Litzow, F, So.  
John Parker, C, Sr.  
Richard Miller, G, Sr.  
Richard Jorgensen, G, Sr.

## 1961-62

Ken Siebel, F, Jr.  
Tom Hughbanks, F, Sr.  
Jack Brens, C, So.  
Don Hearnden, G, So.  
Mike O'Melia, G, So.

## 1967-68

Joe Franklin, F, Sr.  
Chuck Nagle, F, Jr.  
James Johnson, C, Jr.  
Mike Carlin, G, Sr.  
John Schell, G, Jr.

## 1950-51

James Clinton, F, So.  
Dan Markham, F, Sr.  
Charles Dahlke, C, So.  
Albert Nicholas, G, Jr.  
James Van Dien, G, Sr.

## 1956-57

Robert Litzow, F, Jr.  
Glenn Borland, F, Jr.  
Ray Gross, C, So.  
Brian Kulas, G, So.  
Walter Holt, G, Jr.

## 1962-63

Ken Siebel, F, Sr.  
Tom Gwyn, F, Sr.  
Jack Brens, C, Jr.  
Dave Grams, G, Jr.  
Mike O'Melia, G, Jr.

## 1968-69

Chuck Nagle, F, Sr.  
James Johnson, F, Sr.  
Craig Mayberry, C, Jr.  
Clarence Sherrod, G, So.  
Tom Mitchell, G, Sr.

## 1951-52

Richard Cable, F, Fr.  
Ed Carpenter, F, Sr.  
J. Paul Morrow, C, So.  
Albert Nicholas, G, Sr.  
Charles Siefert, G, Jr.

## 1957-58

Robert Litzow, F, Sr.  
Robert Barneson, F, So.  
Ray Gross, C, Jr.  
Walter Holt, G, Sr.  
Brian Kulas, G, Jr.

## 1963-64

Ken Gustafson, F, So.  
Dave Roberts, F, So.  
Mark Zubor, C, So.  
Mike O'Melia, G, Sr.  
Jim Bohlen, G, Jr.

## 1969-70

Lloyd Adams, F, So.  
Lee Oler, F, So.  
Albert Henry, C, Sr.  
Clarence Sherrod, G, Jr.  
Bob Frasor, G, So.

**1970-71**

Leon Howard, F, So.  
Gary Watson, F, So.  
Glen Richgels, C, Sr.  
Clarence Sherrod, G, Sr.  
Bob Frasor, G, Jr.

**1976-77**

James Gregory, F, Fr.  
Joe Chernelich, F, Fr.  
Ray Sydnor, C, Fr.  
Bob Falk, G, Sr.  
Arnold Gaines, G, Fr.

**1982-83**

Cory Blackwell, F, So.  
Brad Sellers, F, So.  
John Ploss, C, So.  
Rick Olson, G, Fr.  
Scott Roth, G, So.

**1988-89**

Danny Jones, F, Jr.  
Willie Simms, F, So.  
Kurt Portmann, C, Jr.  
Trent Jackson, G, Sr.  
Tom Molaski, G, Sr.

**1971-72**

Leon Howard, F, Jr.  
Kerry Hughes, F, So.  
Kim Hughes, C, So.  
Lee Oler, G, Sr.  
Bob Frasor, G, Sr.

**1977-78**

Joe Chernelich, F, So.  
Bill Pearson, F, Sr.  
Larry Petty, C, Fr.  
Arnold Gaines, G, So.  
James Smith III, G, Jr.

**1983-84**

Cory Blackwell, F, Jr.  
Scott Roth, F, Jr.  
John Ploss, C, Jr.  
Rick Olson, G, So.  
David Miller, G, So.

**1989-90**

Danny Jones, F, Sr.  
Willie Simms, F, Jr.  
Patrick Tompkins, C, Jr.  
Tim Locum, G, Jr.  
Larry Hisle, G, Fr.

**1972-73**

Leon Howard, F, Sr.  
Kerry Hughes, F, Jr.  
Kim Hughes, C, Jr.  
Gary Anderson, G, Jr.  
Marcus McCoy, G, So.

**1978-79**

Claude Gregory, F, So.  
Joe Chernelich, F, Jr.  
Larry Petty, C, So.  
Wes Matthews, G, So.  
Arnold Gaines, G, Jr.

**1984-85**

Scott Roth, F, Sr.  
J.J. Weber, F, So.  
John Ploss, C, Sr.  
Rick Olson, G, Jr.,  
Mike Heineman, G, So.

**1990-91**

Willie Simms, F, Sr.  
John Ellenson, F, Sr.  
Patrick Tompkins, C, Sr.  
Tim Locum, G, Sr.  
Larry Hisle, G, So.

**1973-74**

Dale Koehler, F, So.  
Kerry Hughes, F, Sr.  
Kim Hughes, C, Sr.  
Gary Anderson, G, Sr.  
Marcus McCoy, G, Jr.

**1979-80**

Claude Gregory, F, Jr.  
Joe Chernelich, F, Sr.  
Larry Petty, C, Jr.  
Wes Matthews, G, Jr.  
Dan Hastings, G, Jr.

**1985-86**

J.J. Weber, F, Jr.  
Rod Ripley, F, Jr.  
Gregg Steinhaus, C, Sr.  
Rick Olson, G, Sr.  
Mike Heineman, G, Jr.

**1991-92**

Carlton McGee, F, So.  
Billy Douglass, F, Sr.  
Grant Johnson, C, So.  
Tracy Webster, G, So.  
Michael Finley, G, Fr.

**1974-75**

Marcus McCoy, F, Sr.  
Bob Luchsinger, F, Sr.  
Dale Koehler, C, Jr.  
Bruce McCauley, G, Sr.  
Brian Colbert, G, Fr.

**1980-81**

Claude Gregory, F, Sr.  
Mike Kreklow, F, So.  
Larry Petty, C, Sr.  
John Bailey, G, Jr.  
Greg Dandridge, G, So.

**1986-87**

Danny Jones, F, Fr.  
Rod Ripley, F, Sr.  
J.J. Weber, C, Sr.  
Mike Heineman, G, Sr.  
Trent Jackson, G, So.

**1992-93**

Michael Finley, F, So.  
Brian Kelley, F, So.  
Damon Harrell, C, Sr.  
Tracy Webster, G, Jr.  
Andy Kilbride, G, So.

**1975-76**

Dale Koehler, F, Sr.  
Bill Pearson, F, So.  
Bob Johnson, C, Sr.  
James Smith III, G, Fr.  
Bob Falk, G, Jr.

**1981-82**

Brad Sellers, F, Fr.  
Cory Blackwell, F, Fr.  
Keith Mitchell, C, Sr.  
John Bailey, G, Sr.  
Carl Golston, G, Fr.

**1987-88**

Danny Jones, F, So.  
Kurt Portmann, F, So.  
Darin Schubring, C, Jr.  
Trent Jackson, G, Jr.  
Tom Molaski, G, Jr.

**1993-94**

Michael Finley, F, Jr.  
Brian Kelley, F, Jr.  
Rashard Griffith, C, Fr.  
Tracy Webster, G, Sr.  
Andy Kilbride, G, Jr.

**1994-95**

Michael Finley, F, Sr.  
 Brian Kelley, F, Sr.  
 Rashard Griffith, C, So.  
 Darnell Hoskins, G, So.  
 Andy Kilbride, G, Sr.

**1999-2000**

Andy Kowske, F, Jr.  
 Mark Vershaw, F, Jr.  
 Maurice Linton, F, Jr.  
 Jon Bryant, G, Sr.  
 Mike Kelley, G, Jr.

**2004-05**

Zach Morley, F, Sr.  
 Alando Tucker, F, So.  
 Mike Wilkinson, F, Sr.  
 Sharif Chambliss, G, Sr.  
 Clayton Hanson, G, Sr.

**2009-10**

Jon Leuer, F, Jr.  
 Keaton Nankvil, F, Jr.  
 Jason Bohannon, G, Sr.  
 Trévon Hughes, G, Sr.  
 Jordan Taylor, G, So.

**1995-96**

Sam Okey, F, Fr.  
 Sean Daugherty, F, So.  
 Osita Nwachukwu, C, Sr.  
 Mosezell Peterson, G, So.  
 Hennisy Auriantal, G, Fr.

**2000-01**

Andy Kowske, F, Sr.  
 Mark Vershaw, F, Sr.  
 Kirk Penney, G, So.  
 Roy Boone, G, Sr.  
 Mike Kelley, G, Sr.

**2005-06**

Jason Chappell, F, Jr.  
 Alando Tucker, F, Jr.  
 Brian Butch, C, So.  
 Ray Nixon, G, Sr.  
 Kammron Taylor, G, Jr.

**2010-11**

Keaton Nankvil, F, Sr.  
 Jon Leuer, F, Sr.  
 Tim Jarmusz, G/F, Jr.  
 Josh Gasser, G, Fr.  
 Jordan Taylor, G, Jr.

**1996-97**

Sam Okey, F, So.  
 Sean Daugherty, F, Jr.  
 Paul Grant, C, Sr.  
 Ty Calderwood, G, Jr.  
 David Burkemper, G, Jr.

**2001-02**

Charlie Wills, F, Sr.  
 Dave Mader, C, So.  
 Kirk Penney, G, Jr.  
 Devin Harris, G, Fr.  
 Travon Davis, G, Sr.

**2006-07**

Jason Chappell, F, Sr.  
 Alando Tucker, F, Sr.  
 Brian Butch, C, Jr.  
 Kammron Taylor, G, Sr.  
 Michael Flowers, G, Jr.

**2011-12**

Mike Bruesewitz, F, Jr.  
 Ryan Evans, F, Jr.  
 Jared Berggren, F/C, Jr.  
 Josh Gasser, G, So.  
 Jordan Taylor, G, Sr.

**1997-98**

Sean Daugherty, F, Sr.  
 Booker Coleman, F, Sr.  
 Sean Mason, G, Jr.  
 Mike Kelley, G, Fr.  
 Hennisy Auriantal, G, Jr.

**2002-03**

Alando Tucker, F, Fr.  
 Mike Wilkinson, F, So.  
 Kirk Penney, G, Sr.  
 Devin Harris, G, So.  
 Freddie Owens, G, Jr.

**2007-08**

Marcus Landry, F, Jr.  
 Joe Krabbenhoft, F, Jr.  
 Brian Butch, C, Sr.  
 Michael Flowers, G, Jr.  
 Trévon Hughes, G, So.

**2012-13**

Mike Bruesewitz, F, Sr.  
 Ryan Evans, F, Sr.  
 Jared Berggren, F/C, Sr.  
 Ben Brust, G, Jr.  
 Traevon Jackson, G, So.

**1998-99**

Andy Kowske, F, So.  
 Mark Vershaw, F, So.  
 Mike Kelley, G, So.  
 Sean Mason, G, Sr.  
 Ty Calderwood, G, Sr.

**2003-04**

Mike Wilkinson, F, Jr.  
 Dave Mader, C, Sr.  
 Devin Harris, G, Jr.  
 Freddie Owens, G, Sr.  
 Boo Wade, G, So.

**2008-09**

Marcus Landry, F, Sr.  
 Joe Krabbenhoft, F, Sr.  
 Jon Leuer, F, So.  
 Jason Bohannon, G, Jr.  
 Trévon Hughes, G, Jr.

# Past Wisconsin Coaches

## James C. Elsom

### 1899-1904

Record of 25-14 (.641) in six years at UW ... UW-Madison professor of physical education and physical therapy from 1894-1936 ... oversaw first Wisconsin teams as "coach" ... died in 1949.

## Emmett Angell

### 1905-08

Record of 43-15 (.741) in four years at UW ... coached Chris Steinmetz, UW's first all-American in 1905 ... owns highest winning percentage of any Badger coach ... coached UW's first two conference titles (1907 and 1908) ... a driving force in establishing basketball at Wisconsin and in the Western Conference (now the Big Ten).

## Haskell Noyes

### 1909-11

Record of 26-15 (.634) in three years at UW ... guided Badgers to 23-2 home-court record during his tenure.

## Walter Meanwell

### 1912-17; 1921-34

Record of 246-99 (.712) in 20 years at UW ... ranks second in UW history in both career wins (246) and winning percentage (.712) ... Badgers were 92-9 in his first six years, including the school's first 20-win season in 1915-16 ... his 1911-12 and 1913-14 Badgers were both 15-0, the only two undefeated seasons in UW history ... a 1959 inductee into Naismith Memorial Basketball Hall of Fame ... coached Wisconsin to eight undisputed or shared Big Ten titles ... legendary coach credited with launching modern basketball's emphasis on finesse and offensive strategy ... his famous "criss-cross, pivot and pass" offense utilized all five players and featured short passes, the revolutionary criss-cross and weave, pivot in motion and screens for the shooter ... known as the "Little Doctor," he held a medical degree from Maryland and Ph.D from Wisconsin ... practiced medicine in Madison until his death in 1953.

## Guy Lowman

### 1918-20

Record of 34-19 (.642) in three years at UW ... coached UW to Big Ten title in his first season (1918) ... coached Badger football (1918) and baseball (1918, 1921-32) teams, as well ... directed UW Department of Physical Education for 26 years ... died in 1943.

## Harold "Bud" Foster

### 1935-59

Record of 265-267 (.498) in 25 years at UW ... school's all-time winningest coach ... guided Badgers to school's first two NCAA tournaments, including 1941 NCAA title ... coached three — Gene Englund and John Kotz — consensus All-Americans ... member of Helms Basketball Hall of Fame, National Basketball Hall of Fame, Wisconsin State Athletic Hall of Fame and the University of Wisconsin Athletic Hall of Fame ... coached Badgers to just second-ever 20-win season in 1941 ... played at UW, earning first-team All-America honors from the Christy Walsh Syndicate in 1930 ... All-Big Ten in 1929 and 1930

## John Erickson

### 1960-68

Record of 100-114 (.467) in nine years at UW ... fifth-winningest coach in Wisconsin history and ranks fourth in school annals in Big Ten wins (52) ... prior to 1997, his 1962 squad was last at UW to win 10 Big Ten games ... his 1961-62 team's .708 (17-7) winning percentage was not topped at UW until 2002-03 ... presided over one of two wins over the AP No. 1 team in school history when his squad beat No. 1 Ohio State, 86-67 in 1962



## John Powless

---

**1969-76**

Record of 88-108 (.449) in eight years at UW ... prior to 1997, his '74 Badgers were school's last team to register a winning record (8-6) in conference play ... best season was 1973-74 when Badgers were 16-8 ... coached nine NBA draft choices at UW, most of any Badger coach ... has attained ranking as No. 1 tennis player in the world in singles and doubles for senior men 55 and older ... former color commentator on Badger basketball TV broadcasts.

## Bill Cofield

---

**1977-82**

Record of 63-101 (.384) in six years at UW ... coached four (Wes Matthews and Joe Chnelich in 1980, and Claude Gregory and Larry Petty in 1981) Badgers who were NBA draft picks.

## Steve Yoder

---

**1983-92**

Record of 128-165 (.437) in 10 years at UW ... fourth-winningest coach in school history ... also had third-longest tenure of any Wisconsin coach ... took Badgers teams to two NITs, including school's first postseason appearance (1989) since 1947 ... coached Badger stars Rick Olson, Danny Jones, Tracy Webster and Michael Finley ... former color commentator on UW basketball television broadcasts ... served as NBA scout with Indiana Pacers and New York Knicks.

## Stu Jackson

---

**1993-94**

Record of 32-25 (.561) in two years at UW ... guided Badgers to school's first NCAA tournament bid (1994) since 1947 ... became first Wisconsin coach to take teams to back-to-back postseason tournaments ... left Wisconsin in summer of 1994 for front office position with NBA's expansion Vancouver Grizzlies ... currently the Executive Vice President of Basketball Operations for the NBA in New York.

## Stan Van Gundy

---

**1995**

Record of 13-14 (.481) in one year at UW ... named head coach in summer of 1994 after two years as an assistant to Stu Jackson ... former head coach of the NBA's Miami Heat (2003-05), leading them to a pair of playoff berths ... has coached the Orlando Magic since 2007, leading the team to a playoff berth every season, including the 2009 NBA Finals ... brother of former New York Knicks and Houston Rockets head coach Jeff Van Gundy.

## Dick Bennett

---

**1996-2000**

Record of 93-69 (.574) in five-plus years at UW ... coached Wisconsin to 2000 Final Four, the second in school history ... his teams won a then-school-record 22 games in both 1998-99 and 1999-2000 ... also reached the NIT in 1995-96, his first season ... his teams led the Big Ten in scoring defense four times, placing in the top five nationally three times ... resigned on Nov. 30, 2000, three games into the 2000-01 season ... was inducted into the UW Athletics Hall of Fame in 2012.

## Brad Soderberg

---

**2001**

Record of 16-10 in one year (.615) at UW ... took over after Dick Bennett resigned on Nov. 30, 2000 ... first UW head coach in history to lead a team to the NCAA tournament in his first year at the helm.

## Bo Ryan

---

**2002-present**

See bio on page 6

# Homes of the Badgers

## THE KOHL CENTER

**Badgers Home:** Jan. 1998 to present  
**UW at Kohl Center:** 200-29 (.873)  
**Capacity:** 17,230

Located at 601 W. Dayton Street, the Kohl Center open its doors in 1998 and serves as the home for UW men's and women's basketball, as well as men's hockey. The Kohl Center was completed for a cost of \$76.4 million and officially opened on January 17, 1998 with a 56-33 men's basketball win over Northwestern, before 16,697 in attendance.

In addition to UW athletics, the Kohl Center has played host to several well-known dignitaries and performers such as: Elton John and Billy Joel, The Eagles, Tom Petty, Shania Twain, John Mellencamp, Cher, the Dave Matthews Band and the Dalai Lama. The Kohl Center also hosted the Jeopardy! College Championship and President Barack Obama in 2008.

Additionally, the Kohl Center has also served as the home for the WIAA high school boys' basketball and wrestling tournaments as well as the 1998 NCAA Women's Volleyball National Championship and the 2002 NCAA Men's Basketball Regional Championship. The University of Wisconsin's commencement ceremonies are also held in the Kohl Center every December and May.

### Major Benefactors

The building is named for U.S. Sen. Herb Kohl (D-Wisconsin), a 1956 graduate of UW-Madison, who donated \$25 million to the project. Kohl's gift is the single largest private donation in University history.

Former All-Big Ten basketball player Albert "Ab" Nicholas and his wife, Nancy Johnson Nicholas, pledged \$10 million toward the project. The facility's practice gymnasium is named the Nicholas-Johnson Pavilion and Plaza. Nicholas received his B.S. and M.B.A. degrees from UW-Madison.

The Kellner family, Jack F. and his sons, Ted and Jack W., of Milwaukee gave \$2.5 million. All three Kellners received degrees from UW. A new basketball floor was installed in 2008 and dedicated to Andy and Susan North for their generous contribution.

### Renovation Projects

The overhead scoreboard from the UW Field House was installed in the Kohl Center upon opening, but was replaced in 2004. The new circular scoreboard features 9x14-foot video replay boards on all four sides. A ring beam was also installed around the circumference of the arena on the first balcony.

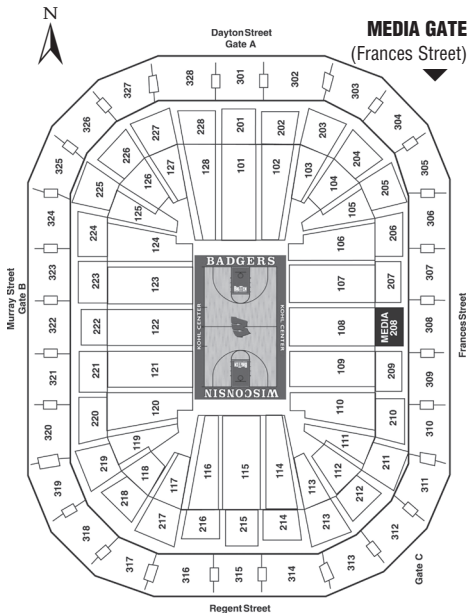
In 2012 as part of the LaBahn Arena construction project, LaBahn Arena and a Kohl Center remodeling project were completed in the fall of 2012, keeping the Badgers' facilities among the best in the country. Named in honor of lead donors Charles (Wisconsin '49) and Mary Ann LaBahn, LaBahn Arena opened on Oct. 19, 2012 and sits adjacent to the Kohl Center, connected via an underground hallway. This \$27.9 million project includes a competition rink for UW women's hockey as well as new locker rooms for both men's and women's hockey.

As part of that project, the Kohl Center also received newly remodeled and expanded locker rooms for the men's and women's basketball teams. All four locker rooms also include lounges with ping pong, big-screen televisions and eating areas as well as a team video room with stadium-style seating. The updates also included an increased sports medicine facility Hydroworx rehabilitation pool and recovery tubs as well as a student-athlete dining area.

### Capacity

The Kohl Center is the third-largest arena in the Big Ten Conference, seating 17,230 for men's basketball, which includes courtside seating. This figure includes approximately 7,500 seats in the lower seating bowl and 4,500 in each of the two balconies.

The unique design of the Kohl Center (with two overhanging balconies) guarantees that all fans will be close to the playing



floor with excellent site lines. The facility seats approximately 14,000 for hockey, and between 15,000 and 17,000 for concerts.

### Practice Facility

The Nicholas-Johnson Pavilion is a world-class facility connected to the Kohl Center that houses three full-size basketball courts to be used for practice sessions when the Kohl Center is booked for other events. Pre-game booster club functions are also scheduled in the practice gym.

## THE FIELD HOUSE

**Badgers Home:** Dec. 1930 to Jan. 1998

**UW at Field House:** 536-311 (.633)

**Capacity:** 11,500

Located at the corner of Monroe and Regent Streets on the southwest end of the UW campus, the Wisconsin Field House served as the home of Wisconsin basketball from 1930 to 1998. The Field House also housed UW boxing and is the current home for both UW volleyball and wrestling.

In 1927, former athletic director George Little proposed to the athletic council and regents the plan under which the Field House was to be constructed.

The original layout included a \$650,000 building to house both an indoor training facility for intercollegiate teams and the required program of physical education. The portion to be used for intercollegiate athletics was estimated at \$385,000.

The intercollegiate section of the facility housed the men's basketball and boxing teams, and the wrestling squad. Its construction cost approximately \$434,000. The first game played in the Field House was on Dec. 13, 1930, when the Badger men's basketball team posted a 17-14 win over Carroll College. The official dedication game followed on Dec. 18, when UW downed Pennsylvania, 25-12.

The Field House originally contained a basketball floor with a seating capacity of 12,000, a complete track facility and room

for indoor football and baseball training. The football, track and field and baseball teams moved to the Camp Randall Memorial Sports Center, better known as "The Shell" in 1956.

In April of 1976, the Field House underwent a \$718,000 renovation to improve the seating facility and allowing for other activities to be held in the building.

Permanent bleachers were added to the north, south and west sides of the court, with portable seats and a stage area on the east side. This effort brought the seating capacity to 11,500. New locker rooms and a training facility were constructed under the west stands and the existing locker rooms were renovated. A new lighting system was added in 1977, along with an improved sound system. A new scoreboard was installed prior to the 1991-92 season.

The Field House was listed on the National Register of Historic Places in 1998.

## THE RED GYM

**Badgers Home:** Feb. 1904 to March 1930

**UW at Red Gym:** 198-37 (.843)

The University of Wisconsin Armory and Gymnasium, also called "The Red Gym," served as the first home to Wisconsin basketball, from 1899 to 1930. The Red Gym was originally built in 1894 at a cost of \$127,000 and its original purpose was as a military training facility as well as an athletic and student activity center. Designed in the Romanesque style, it resembles a red brick castle. It is situated on the UW campus on the shores of Lake Mendota.

The first floor of the Red Gym originally held military offices, an artillery drill room, a bowling alley, a locker room and a swimming pool. The second floor contained a drill hall wide enough to permit a four-column battalion. The third floor was occupied by the gymnasium, which contained a baseball cage, gymnastic apparatus and rowing machines.

The Red Gym was declared a National Historic Landmark in 1993.

## Directions to the Kohl Center

### From East I-94, South/Southeast I-90, Northeast US 151 and Northwest I-90/94:

Take I-90 East to Hwy 12/18 West, exit 142A. Follow 12/18 approximately three miles to Park Street, Exit 261 A-B. Turn right onto Park Street going north. Follow Park Street into campus. Turn right onto West Dayton Street, and proceed two blocks to the Kohl Center.

### From Southwest via US 151:

Follow 18/151 to Beltline (Hwys 12/14/18/151 East). Continue on the Beltline to Park Street, Exit 261B. Turn right onto Park Street heading north. Follow Park Street into campus. Turn right onto West Dayton Street. Proceed two blocks to the Kohl Center.

# UW in the Postseason



## UW in the NCAA Tournament All-Time

### APPEARANCES: 19

Overall Record: 25-18

Record vs. lower seed: 17-8

Record vs. higher seed: 4-9

Record vs. same seed: 0-0

#### 1941

*East Regional*  
(Madison, Wis.)  
UW 51, Dartmouth 50  
UW 36, Pittsburgh 30

*NCAA Championship*  
(Kansas City, Mo.)  
UW 39, Washington St. 34

#### 1947

*East Regional*  
(New York, N.Y.)  
CCNY 70, UW 56  
UW 50, Navy 49

#### 1994

*West Regional*  
(Ogden, Utah)  
(9) UW 80, (8) Cincinnati 72  
(1) Missouri 109, (9) UW 96

#### 1997

*East Regional*  
(Pittsburgh, Pa.)  
(10) Texas 71, (7) UW 58

#### 1999

*East Regional*  
(Charlotte, N.C.)  
(12) Missouri St. 43, (5) UW 32

#### 2000

*West Regional*  
(Salt Lake City, Utah)  
(8) UW 66, (9) Fresno St. 56  
(8) UW 66, (1) Arizona 59

*West Regional*  
(Albuquerque, N.M.)  
(8) UW 61, (4) LSU 48  
(8) UW 64, (6) Purdue 60

*Final Four*  
(Indianapolis)  
(1) Michigan St. 53, (8) UW 41

#### 2001

*West Regional*  
(Boise, Idaho)  
(11) Georgia St. 50, (6) UW 49

#### 2002

*East Regional*  
(Washington, D.C.)  
(8) UW 80, (9) St. John's 70  
(1) Maryland 87, (8) UW 57

#### 2003

*Midwest Regional*  
(Spokane, Wash.)  
(5) UW 81, (12) Weber St. 74  
(5) UW 61, (13) Tulsa 60

*Midwest Regional*  
(Minneapolis)  
(1) Kentucky 63, (5) UW 57

#### 2004

*East Rutherford Regional*  
(Milwaukee)  
(6) UW 76, (11) Richmond 64  
(3) Pittsburgh 59, (6) UW 55

#### 2005

*Syracuse Regional*  
(Oklahoma City, Okla.)  
(6) UW 57, (11) No. Iowa 52  
(6) UW 71, (14) Bucknell 62

*Syracuse Regional*  
(Syracuse, N.Y.)  
(6) UW 65, (10) NC State 56  
(1) N. Carolina 88, (6) UW 82

#### 2006

*Minneapolis Regional*  
(Philadelphia, Pa.)  
(8) Arizona 94, (9) UW 75

#### 2007

*Midwest Regional*  
(Chicago, Ill.)  
(2) UW 76, (15) TA&M-CC 63  
(7) UNLV 74, (2) UW 68

#### 2008

*Midwest Regional*  
(Omaha, Neb.)  
(3) UW 71, (14) Cal St. Full. 56  
(3) UW 72, (11) Kansas St. 55

*Midwest Regional (Detroit)*  
(10) Davidson 73, (3) UW 56

#### 2009

*East Regional*  
(Boise, Idaho)  
(12) UW 61, (5) Fla. St. 59 OT  
(4) Xavier 60 (12) UW 49

#### 2010

*East Regional*  
(Jacksonville, Fla.)  
(4) UW 53, (13) Wofford 49  
(12) Cornell 87, (4) UW 69

#### 2011

*Southeast Regional*  
(Tucson, Ariz.)  
(4) UW 72, (13) Belmont 58  
(4) UW 70, (5) Kansas St. 65

*Southeast Regional (New Orleans)*  
(8) Butler 61, (4) UW 54

#### 2012

*East Regional*  
(Albuquerque, N.M.)  
(4) UW 73, (13) Montana 49  
(4) UW 60, (5) Vanderbilt 57

*East Regional (Boston, Mass.)*  
(1) Syracuse 64, (4) UW 63

#### 2013

*West Regional*  
(Kansas City, Mo.)  
(12) Ole Miss 57, (5) UW 46

# All-Time UW NCAA Tournament Roster

Alwin, Robert ..... 1941  
**Anderson, Evan** ..... **2012**  
 Auriantal, Hennssy ..... 1997, '99  
 Barry, Devin ..... 2006  
 Berggren, Jared ..... 2010, '11, '12, '13  
 Bohannon, Jason ..... 2007, '08, '09, '10  
 Boone, Roy ..... 2000, '01  
 Bower, Ricky ..... 2001  
 Bronson, Tanner ..... 2005, '06, '07, '08  
 Bruesewitz, Mike ..... 2010, '11, '12, '13  
**Brust, Ben** ..... **2011, '12, '13**  
 Bryant, Jon ..... 1999, '00  
 Buchanan, Deandre ..... 2002  
 Burkemper, David ..... 1997  
 Butch, Brian ..... 2005, '06, '07, '08  
 Cain, Morris ..... 2006, '07, '08, '09  
 Calderwood, Ty ..... 1997, '99  
 Chambliss, Sharif ..... 2005  
 Chappell, Jason ..... 2005, '06, '07  
 Coleman, Booker ..... 1997  
 Cook, Robert ..... 1947  
 Daugherty, Sean ..... 1997  
 Davis, Travon ..... 1999, '00, '01, '02  
**Dekker, Sam** ..... **2013**  
 Duany, Duany ..... 1997, '99, '00  
**Dukan, Duje** ..... **2012**  
 Englund, Gene ..... 1941  
 Epperson, Charles ..... 1941  
 Evans, Ryan ..... 2010, '11, '12, '13  
 Fahey, Dan ..... 2012  
 Falls, Richard ..... 1947  
 Faust, Erik ..... 2000  
 Finley, Michael ..... 1994  
 Flowers, Michael ..... 2005, '06, '07, '08  
**Gasser, Josh** ..... **2011, '12**  
 Grant, Paul ..... 1997  
 Griffith, Rashard ..... 1994  
 Gullikson, Kevin ..... 2006, '07, '08, '09  
 Haarlow, Robert ..... 1947  
 Hanson, Clayton ..... 2002, '03, '04, '05  
 Harris, Devin ..... 2002, '03, '04  
 Helmigk, Andreas ..... 2003, '04, '05  
 Hertz, Gilman ..... 1947  
 Hoskins, Darnell ..... 1994  
 Hughes, Trévon ..... 2007, '08, '09, '10  
**Jackson, Traevon** ..... **2012, '13**  
 Jarmusz, Tim ..... 2008, '09, '10, '11  
 Johnsen, Jason ..... 1994  
 Johnson, Grant ..... 1994  
**Kaminsky, Frank** ..... **2012, '13**  
 Kelley, Brian ..... 1994  
 Kelley, Mike ..... 1999, '00, '01  
 Kilbride, Andy ..... 1994

Kosolcharoen, Mike ..... 1997  
 Kotz, John ..... 1941  
 Kowske, Andy ..... 1999, '00, '01  
 Krabbenhoft, Joe ..... 2006, '07, '08, '09  
 Krueger, Robert ..... 1947  
 Landry, Marcus ..... 2007, '08, '09  
 Lautenbach, Walter ..... 1947  
 Leuer, Jon ..... 2008, '09, '10, '11  
 Linton, Maurice ..... 1999, '00, '01  
 Mader, Dave ..... 2002, '03, '04  
 Mader, Robert ..... 1947  
**Marshall, George** ..... **2013**  
 Mason, Sean ..... 1999  
 Meiners, Matt ..... 1997  
 Menzel, Exner ..... 1947  
 Mills, Edward ..... 1947  
 Morley, Zach ..... 2004, '05  
 Nankivil, Keaton ..... 2008, '09, '10, '11  
 Nixon, Ray ..... 2004, '05, '06  
 Okey, Sam ..... 1997  
 Owens, Freddie ..... 2002, '03, '04  
 Penney, Kirk ..... 2000, '01, '02, '03  
 Petersen, Jeff ..... 1994  
 Plank, Neil ..... 2002  
 Pokrzywinski, Larry ..... 1947  
 Quest, Matt ..... 1997  
 Rehfeldt, Donald ..... 1947  
 Rehm, Frederick ..... 1941  
 Roberts, Jalil ..... 1994  
 Schrage, Warren ..... 1941  
 Scott, Harlo ..... 1941  
 Selbo, Glen ..... 1947  
 Shafer, Adam ..... 1997  
 Smith, Robert ..... 2000  
 Smith, Wquinton ..... 2011  
 Stiemsma, Greg ..... 2005, '07, '08  
 Strain, William ..... 1941  
 Swartz, Julian ..... 2000  
 Taylor, Jordan ..... 2009, '10, '11, '12  
 Taylor, Kammron ..... 2004, '05, '06, '07  
 Timmerman, Donald ..... 1941  
 Tucker, Alando ..... 2003, '05, '06, '07  
 Ukawuba, Ike ..... 2002, '04  
 Valentyn, Brett ..... 2011  
 Vershaw, Mark ..... 1999, '00, '01  
 Vraney, Brian ..... 1997  
 Wade, Boo ..... 2003, '04  
 Webster, Tracy ..... 1994  
 Wills, Charlie ..... 1999, '00, '01, '02  
 Wilkinson, Mike ..... 2002, '03, '04, '05  
 Wilson, Rob ..... 2009, '10, '11, '12

Current Players Listed in **BOLD**

## Individual Single-Game Records (NCAA Tourney)

### POINTS

- 36 Michael Finley vs. Missouri, 3/19/94
- 27 Tracy Webster vs. Missouri, 3/19/94
- 25 Alando Tucker vs. North Carolina, 3/27/05  
Trévon Hughes vs. Kansas State, 3/22/08
- 24 Kammron Taylor vs. Texas A&M-CC, 3/16/07  
24 Kammron Taylor vs. UNLV, 3/18/07

### FIELD GOALS

- 10 Bobby Cook vs. Navy, 3/22/47  
10 Tracy Webster vs. Missouri, 3/19/94
- 9 Michael Finley vs. Missouri, 3/19/94  
9 Kirk Penney vs. Weber State, 3/20/03  
9 Mike Wilkinson vs. Bucknell, 3/20/05  
9 Alando Tucker vs. N.C. State, 3/25/05  
9 Alando Tucker vs. North Carolina, 3/27/05

### FIELD GOAL ATTEMPTS

- 22 John Kotz vs. Washington State, 3/29/41
- 21 Gene Englund vs. Dartmouth, 3/21/41
- 20 Tracy Webster vs. Missouri, 3/19/94
- 19 Michael Finley vs. Missouri, 3/19/94  
19 Jordan Taylor vs. Butler, 3/24/11

### FIELD GOAL PERCENTAGE

(min. 10 attempts)

- .666 Jon Leuer (8-12) vs. Cornell, 3/21/10
- .636 Mike Wilkinson (7-11) vs. Tulsa, 3/22/03
- .600 Andy Kowske (6-10) vs. Purdue, 3/25/00  
.600 Mike Wilkinson (9-15) vs. Bucknell, 3/20/05  
.600 Jordan Taylor (6-10) vs. Montana, 3/15/12

### 3-POINT FIELD GOALS

- 7 Tracy Webster vs. Missouri, 3/19/94  
7 Jon Bryant vs. Fresno State, 3/16/00
- 5 eight times,  
MR: Jordan Taylor vs. Syracuse, 3/22/12

### 3-POINT FIELD GOAL ATTEMPTS

- 13 Tracy Webster vs. Missouri, 3/19/94
- 11 Jon Bryant vs. Fresno State, 3/16/00  
11 Duany Duany vs. Fresno State, 3/16/00
- 10 **eight times; MR: Sam Dekker vs. Ole Miss, 3/22/13**

### 3-POINT FIELD GOAL PERCENTAGE

(min. 6 attempts)

- .714 Kirk Penney (5-7) vs. Kentucky, 3/27/03
- .636 Jon Bryant (7-11) vs. Fresno State, 3/16/00
- .635 Clayton Hanson (5-8) vs. N. Carolina, 3/27/05
- .571 Kammron Taylor (4-7) vs. Arizona, 3/17/06
- .556 Jon Bryant (5-9) vs. Purdue, 3/25/00  
.556 Jordan Taylor (5-9) vs. Belmont, 3/17/11  
.556 Jordan Taylor (5-9) vs. Syracuse, 3/22/12

### FREE THROWS

- 15 Alando Tucker vs. Bucknell, 3/20/05
- 13 Michael Finley vs. Missouri, 3/19/94
- 12 Rashard Griffith vs. Cincinnati, 3/17/94
- 11 Trévon Hughes vs. Xavier, 3/22/09
- 9 Kammron Taylor vs. UNLV, 3/18/07  
9 Alando Tucker vs. Texas A&M-CC, 3/16/07

### FREE THROW ATTEMPTS

- 18 Alando Tucker vs. Bucknell, 3/20/05
- 14 Rashard Griffith vs. Cincinnati, 3/17/94  
14 Michael Finley vs. Missouri, 3/19/94  
14 Alando Tucker vs. Arizona, 3/17/06
- 13 Trévon Hughes vs. Xavier, 3/22/09  
13 Alando Tucker vs. UNLV, 3/18/07

### FREE THROW PERCENTAGE

(min. 10 attempts)

- .929 Michael Finley (13-14) vs. Missouri, 3/19/94
- .900 Alando Tucker (9-10) vs. Tex. A&M-CC, 3/16/07
- .857 Rashard Griffith (12-14) vs. Cincinnati, 3/17/94
- .846 Trévon Hughes (11-13) vs. Xavier, 3/22/09
- .800 Paul Grant (8-10) vs. Texas, 3/14/97

### REBOUNDS

- 15 Rashard Griffith vs. Cincinnati, 3/17/94
- 14 Andy Kowske vs. Fresno State, 3/16/00
- 12 Andy Kowske vs. Arizona, 3/18/00  
12 Marcus Landry vs. Cal State Fullerton, 3/20/08
- 11 Mike Wilkinson vs. Northern Iowa, 3/18/05

### ASSISTS

- 7 Tracy Webster vs. Missouri, 3/19/94
- 6 10 times,  
MR: Jordan Taylor vs. Syracuse, 3/22/12

### STEALS

- 6 Mike Kelley vs. Fresno State, 3/16/00
- 5 Mike Kelley vs. Arizona, 3/18/00  
5 Mike Kelley vs. LSU, 3/23/00  
5 Devin Harris vs. Weber State, 3/20/03
- 4 Tracy Webster vs. Missouri, 3/19/94
- 4 Trevon Hughes vs. Cal State Fullerton, 3/20/08  
4 Tim Jarmusz vs. Butler, 3/24/11

### BLOCKED SHOTS

- 7 Jared Berggren vs. Montana, 3/15/12
- 4 Andy Kowske vs. Michigan State, 4/1/00
- 3 Mark Vershaw vs. Arizona, 3/18/00  
Jared Berggren vs. Ole Miss, 3/22/13
- 2 10 times, MR: Joe Krabbenhoff vs. Florida State, 3/20/09

# Team Single-Game Records (NCAA Tourney)

## POINTS

1. 96 vs. Missouri, 3/19/94
2. 82 vs. North Carolina, 3/27/05
3. 81 vs. Weber State, 3/20/03
4. 80 vs. Cincinnati, 3/17/94  
80 vs. St. John's, 3/17/02

## POINTS IN A HALF

1. 57 vs. Texas A&M-CC, 3/16/07 (2nd)
2. 51 vs. Richmond, 3/19/04 (2nd)
3. 49 vs. Missouri, 3/19/94 (2nd)
4. 47 vs. Missouri, 3/19/94 (1st)
5. 44 vs. N.C. State, 3/25/05 (2nd)  
44 vs. North Carolina, 3/27/05 (1st)

## FIELD GOALS

1. 31 vs. Weber State, 3/20/03
2. 30 vs. North Carolina, 3/27/05
3. 28 vs. Missouri, 3/19/94
4. 25 vs. Cincinnati, 3/17/94  
25 vs. Fresno State, 3/16/00  
25 vs. Richmond, 3/19/04  
25 vs. Arizona, 3/17/06  
25 vs. Cal State Fullerton, 3/20/08

## FIELD GOAL ATTEMPTS

1. 67 vs. Washington State, 3/29/41  
67 vs. Missouri, 3/19/94
3. 63 vs. Fresno State, 3/16/00
4. 61 vs. North Carolina, 3/27/05
5. 59 vs. Maryland, 3/17/02  
59 vs. Cal State Fullerton, 3/20/08

## FIELD GOAL PERCENTAGE

1. .534 (31-58) vs. Weber State, 3/20/03
2. .522 (24-46) vs. Kansas State, 3/22/08
3. .500 (21-42) vs. N.C. State, 3/25/05  
.500 (20-40) vs. Belmont, 3/17/11
4. .492 (30-61) vs. North Carolina, 3/27/05
5. .490 (24-49) vs. Cornell, 3/21/10  
.490 (25-51) vs. Richmond, 3/19/04

## 3-POINT FIELD GOALS

1. 15 vs. Missouri, 3/19/94
2. 14 vs. Syracuse, 3/22/12
3. 12 vs. Fresno State, 3/16/00  
12 vs. Belmont, 3/17/11
5. 11 vs. Northern Iowa, 3/18/05  
11 vs. North Carolina, 3/27/05

## 3-POINT FIELD GOAL ATTEMPTS

1. 37 vs. Missouri, 3/19/94
2. 33 vs. Vanderbilt, 3/17/12
3. 30 vs. Ole Miss, 3/22/13
4. 29 vs. Fresno State, 3/16/00
5. 27 vs. Florida State, 3/20/09  
27 vs. Syracuse, 3/22/12

## 3-POINT FIELD GOAL PERCENTAGE

(min. 15 attempts)

1. .600 (9-15) vs. St. John's, 3/15/02
2. .545 (12-22) vs. Belmont, 3/17/11
3. .526 (10-19) vs. Montana, 3/15/12
4. .519 (14-27) vs. Syracuse, 3/22/12
5. .500 (10-20) vs. Arizona, 3/17/06

## FREE THROWS

1. 29 vs. St. John's, 3/15/02
2. 25 vs. Missouri, 3/19/94  
25 vs. Texas A&M-CC, 3/16/07
4. 22 vs. Cincinnati, 3/17/94  
22 vs. Bucknell, 3/20/05

## FREE THROW ATTEMPTS

1. 40 vs. St. John's, 3/15/02
2. 35 vs. Missouri, 3/19/94
3. 30 vs. Texas A&M-CC, 3/16/07
4. 29 vs. Cincinnati, 3/17/94  
29 vs. Texas, 3/14/97  
29 vs. Bucknell, 3/20/05

## FREE THROW PERCENTAGE

(min. 10 attempts)

1. .895 (17-19) vs. Montana, 3/15/12
2. .850 (17-20) vs. Arizona, 3/18/00
3. .846 (11-13) vs. North Carolina, 3/27/05
4. .833 (25-30) vs. Texas A&M-CC, 3/16/07
5. .826 (19-23) vs. Kansas State, 3/19/11

## REBOUNDS

1. 50 vs. Cal State Fullerton, 3/20/08
2. 40 vs. Cincinnati, 3/17/94  
40 vs. Ole Miss, 3/22/13
3. 37 vs. Fresno State, 3/16/00  
37 vs. Montana, 3/15/12
5. 35 vs. Texas, 3/14/97  
35 vs. Purdue, 3/25/00  
35 vs. N.C. State, 3/25/05

## ASSISTS

1. 19 vs. Arizona, 3/17/06
2. 18 vs. Fresno State, 3/16/00
3. 17 vs. North Carolina, 3/27/05
4. 16 vs. Weber State, 3/20/03
5. 15 vs. Cincinnati, 3/17/94  
15 vs. Texas, 3/14/97  
15 vs. LSU, 3/23/00  
15 vs. Montana, 3/15/12

## FEWEST TURNOVERS

1. 4 vs. Wofford, 3/19/10
2. 5 vs. Tulsa, 3/22/03
- 5 vs. Kansas State, 3/19/11
4. 6 vs. Syracuse, 3/22/12
5. 7 vs. Bucknell, 3/20/05  
7 vs. Xavier, 3/22/09



**BLOCKED SHOTS**

1. 8 vs. Montana, 3/15/12
2. 7 vs. Cal State Fullerton, 3/20/08
- 7 vs. Ole Miss, 3/22/13
3. 6 vs. Arizona, 3/18/00
4. 4 vs. Missouri, 3/19/94
- 4 vs. Michigan State, 4/1/00
- 4 vs. Maryland, 3/17/02
- 4 vs. Texas A&M-CC, 3/16/07

**STEALS**

1. 13 vs. Fresno State, 3/16/00
2. 11 vs. LSU, 3/23/00
3. 10 vs. Arizona, 3/18/00
4. 9 vs. Cincinnati, 3/17/94
5. 8 vs. St. John's, 3/15/02
- 8 vs. Texas A&M-CC, 3/16/07
- 8 vs. Cal State Fullerton, 3/20/08

**Individual Career Records (NCAA Tourney)**

**GAMES PLAYED**

- |    |                          |    |
|----|--------------------------|----|
| 1. | Kirk Penney (2000-03)    | 11 |
|    | Mike Wilkinson (2002-05) | 11 |
| 3. | Alando Tucker (2003-07)  | 10 |
|    | Tim Jarmusz (2008-11)    | 10 |
|    | Jon Leuer (2008-11)      | 10 |
|    | Jordan Taylor (2009-12)  | 10 |

**FREE THROW ATTEMPTS**

- |    |                          |    |
|----|--------------------------|----|
| 1. | Alando Tucker (2003-07)  | 81 |
| 2. | Mike Wilkinson (2002-05) | 56 |
| 3. | Trévon Hughes (2007-10)  | 42 |
| 4. | Jordan Taylor (2009-12)  | 36 |
| 5. | Devin Harris (2002-04)   | 30 |
|    | Kammron Taylor (2004-07) | 30 |
|    | Jon Leuer (2008-11)      | 30 |

**POINTS**

- |    |                          |     |
|----|--------------------------|-----|
| 1. | Alando Tucker (2003-07)  | 154 |
| 2. | Mike Wilkinson (2002-05) | 148 |
| 3. | Jordan Taylor (2009-12)  | 122 |
| 4. | Kammron Taylor (2004-07) | 98  |
| 5. | Devin Harris (2002-04)   | 94  |

**REBOUNDS**

- |    |                           |    |
|----|---------------------------|----|
| 1. | Mike Wilkinson (2002-05)  | 70 |
| 2. | Andy Kowske (1999-01)     | 45 |
| 3. | Marcus Landry (2007-09)   | 41 |
| 4. | Zach Morley (2004-05)     | 41 |
| 5. | Mike Bruesewitz (2010-13) | 40 |
| 6. | Kirk Penney (2000-03)     | 39 |
| 7. | Jon Leuer (2008-11)       | 37 |

**3-POINT FIELD GOALS**

- |    |                          |    |
|----|--------------------------|----|
| 1. | Jordan Taylor (2009-12)  | 23 |
| 2. | Jon Bryant (1999-00)     | 19 |
| 3. | Kirk Penney (2000-03)    | 15 |
|    | Kammron Taylor (2004-07) | 15 |
| 5. | Devin Harris (2002-04)   | 14 |
|    | Clayton Hanson (2002-05) | 14 |
|    | Jason Bohannon (2007-09) | 14 |

**ASSISTS**

- |    |                           |    |
|----|---------------------------|----|
| 1. | Jordan Taylor (2009-12)   | 39 |
| 2. | Devin Harris (2002-04)    | 24 |
| 3. | Mike Kelley (1999-01)     | 23 |
| 4. | Mark Vershaw (1999-01)    | 20 |
| 5. | Michael Flowers (2005-08) | 18 |

**3-POINT FIELD GOAL PERCENTAGE**

(min. 8 attempts)

- |    |                                   |      |
|----|-----------------------------------|------|
| 1. | Clayton Hanson (2002-05), (14-27) | .519 |
| 2. | Michael Finley (1994), (9-18)     | .500 |
| 3. | Mike Bruesewitz (2010-13), (9-20) | .450 |
| 4. | Jon Bryant (1999-00), (19-43)     | .442 |
| 5. | Sharif Chambliss (2005), (11-25)  | .440 |

**FREE THROWS**

- |    |                          |    |
|----|--------------------------|----|
| 1. | Alando Tucker (2003-07)  | 59 |
| 2. | Mike Wilkinson (2002-05) | 41 |
| 3. | Trévon Hughes (2007-10)  | 31 |
| 4. | Kammron Taylor (2004-07) | 25 |
|    | Jordan Taylor (2009-12)  | 25 |

**BLOCKED SHOTS**

- |    |                             |    |
|----|-----------------------------|----|
| 1. | Jared Berggren (2010-2013)  | 10 |
| 2. | Andy Kowske (1999-2001)     | 6  |
|    | Mike Wilkinson (2002-05)    | 6  |
| 4. | Joe Krabbenhoft (2005-08)   | 5  |
|    | Marcus Landry (2006-09)     | 5  |
|    | Greg Stiemsma (2005, 07-08) | 5  |

**STEALS**

- |    |                          |    |
|----|--------------------------|----|
| 1. | Mike Kelley (1999-01)    | 20 |
| 2. | Mike Wilkinson (2002-05) | 16 |
| 3. | Devin Harris (2002-04)   | 15 |
| 4. | Trévon Hughes (2007-09)  | 9  |
| 5. | Marcus Landry (2006-09)  | 8  |

## Wisconsin NCAA Tournament Coaching Records

Coach	App.	Yrs.	Won	Lost	Pct.	Final Fours	Champ.
Bo Ryan	12	2002-2013	16	12	.571	0	0
Dick Bennett	3	1997, 1999, 2000	4	3	.571	1	0
Harold Foster	2	1941, 1947	4	1	.800	1	1
Stu Jackson	1	1994	1	1	.500	0	0
Brad Soderberg	1	2001	0	1	.000	0	0
	<b>18</b>		<b>25</b>	<b>17</b>	<b>.595</b>	<b>2</b>	<b>1</b>

## Wisconsin Opp. NCAA Tournament Records

### Opponent Individual Highs

**Points:** 38 by Jacob Pullen (Kansas State), 2011

**FG:** 13 by Sean May (UNC), 2005 and Jacob Pullen (Kansas State), 2011

**FG Attempts:** 33 by Gus Broberg (Dartmouth), 1941

**FG Pct. (10 att.):** .786 (11-14) by Melvin Booker (Missouri), 1994

**3-point FGs:** 7 by Dontonio Wingfield (Cincinnati), 1994

**3-point FG Att.:** 17 by Dontonio Wingfield (Cincinnati), 1994

**3-point FG Pct. (6 att.):** .750 (6-8) by Melvin Booker (Missouri), 1994 and Jacob Pullen (Kansas State), 2011

**FT:** 11 by Melvin Booker (Missouri), 1994

**FT Attempts:** 14 by Melvin Booker (Missouri), 1994

**FT Pct. (10 att.):** 1.000 (10-10) by Kris Clack (Texas), 1997

**Rebounds:** 14 by Kevin Ault (Missouri St.), 1999 and by Slobodan Ockolijic (Weber St.), 2003 and by Chevon Troutman (Pittsburgh), 2004

**Assists:** 13 Jason Richards (Davidson), 2008

**Blocked Shots:** 5 by Reginald Buckner (Ole Miss), 2013

**Steals:** 4 by Mike Harris (Cincy) and Cliff Hawkins (Kent), 2003, and Engin Atsur (N.C. State), 2005 and Stephen Curry (Davidson), 2008 and C.J. Fair (Syracuse), 2012

**Minutes:** 41, Toney Douglas (Florida St.), 2009

### Opponent Team Highs

**Points:** 109, Missouri, 1994

**FG:** 34 by Missouri, 1994

**FG Attempts:** 71 by Weber State, 2003

**FG Pct.:** .680 (34-50) by Missouri, 1994

**3-point FGs:** 12 by Missouri, 1994 and Davidson, 2008

**3-point FG Attempts:** 25 by Texas, 1997

**3-point FG Pct. (10 att.):** .632 (12-19) by Missouri, 1994

**FT:** 29 by Missouri, 1994

**FT Attempts:** 39 by Missouri, 1994

**FT Pct. (10 att.):** .864 (19-22) by Cincinnati, 1994

**Rebounds:** 43 by Weber State, 2003 & Ole Miss, 2013

**Assists:** 20 by Missouri, 1994

**Blocked Shots:** 6 by Arizona, 2006 & Ole Miss, 2013

**Steals:** 14 by Cincinnati, 1994

### Opponent Team Lows

**Points:** 30 by Pittsburgh, 1941

**FG:** 12 by Pittsburgh, 1941

**FG Attempts:** 33 by Missouri State, 1999

**FG Pct.:** .190 (12-63) by Pittsburgh, 1941

**3-point FGs:** 0 by Kansas State, 2008

**3-point FG Attempts:** 5 by Kentucky, 2003

**3-point FG Pct. (10 att.):** .000 (0-13) by Kansas St., 2008

**FT:** 2 by Fresno State, 2000

**FT Attempts:** 3 by Fresno State, 2000

**FT Pct. (10 att.):** .462 (6-13) by Wofford, 2010

**Rebounds:** 21 by N.C. State, 2004 and Montana, 2012

**Assists:** 4 by Michigan St., 2000 and Kansas S., 2008

**Blocked Shots:** 0, 4 times, MR: by Kansas State, 2011

**Steals:** 1, Tulsa, 2003 and Wofford, 2010

# All-Time UW NCAA Tournament Summaries

## 1941

### UW 51 • Dartmouth 50

**March 21, 1941 • Madison, Wis. • UW Field House (12,500)**

The Badgers began their quest for the national championship by rallying in the second half to down Dartmouth in the NCAA East Regional at the UW Field House. The lead changed hands four times in the first half before Dartmouth assumed a 24-22 lead at intermission. The Big Green managed to stay ahead or even through the first 15 minutes of the second half. The score was knotted at 42-42 with 8:00 left when three-time Ivy League scoring champion Gus Broberg scored inside to give Dartmouth a 44-42 lead. The Badgers tied it again on a hook shot by Charles Epperson, then took their first lead since early in the game on an inside basket by Gene Englund. Englund scored again minutes later, and John Kotz added a pair of free throws to put Wisconsin up 51-46 with just over a minute remaining. Dartmouth scored the game's final four points, including a desperation field goal from near half-court as the final gun sounded. Englund (18) and Kotz (15) led the Badgers in scoring.

DARTMOUTH	FG	FT	FOULS	PTS
Broberg	9-33	2-2	1	20
Munroe	7-15	1-2	2	15
Skaug	4-13	2-3	3	10
Olsen	1-11	0-1	4	2
Parmer	1-2	0-0	3	2
Pearson	0-4	1-1	4	1
Eise	0-2	0-0	2	0
Horner	0-0	0-0	0	0
Shaw	0-0	0-1	1	0
<b>TOTALS</b>	<b>22-80</b>	<b>6-10</b>	<b>20</b>	<b>50</b>
	<b>(.275)</b>	<b>(.600)</b>		

WISCONSIN	FG	FT	FOULS	PTS
Kotz	5-10	5-9	3	15
Epperson	4-11	0-0	0	8
Englund	6-21	6-7	2	18
Strain	0-6	1-3	0	1
Rehm	2-5	5-5	4	9
Timmerman	0-0	0-0	1	0
Alwin	0-0	0-0	1	0
<b>TOTALS</b>	<b>17-53</b>	<b>17-24</b>	<b>11</b>	<b>51</b>
	<b>(.321)</b>	<b>(.708)</b>		

#### SCORING BY HALVES

Dartmouth	24	26	50
Wisconsin	22	29	51

### UW 36 • Pittsburgh 30

**March 22, 1941 • Madison, Wis. • UW Field House (14,000)**

Wisconsin avenged a 36-34 home loss to Pittsburgh earlier in the season with a 36-30 victory over the Panthers in the NCAA East Regional title game at the UW Field House. The Badgers jumped to a 10-5 lead and were in front, 12-9, before Pittsburgh's Eddie Straloski scored six straight points to give the Panthers a 15-12 lead. Pittsburgh led 18-14 at halftime and built its lead to 23-18 early in the second period. The Badgers scored the next six points to go up 24-23, getting a basket from Gene Englund and a field goal and two free throws from John Kotz. They built the lead to 29-25 and eventually extended the margin to 36-26 to win handily. Wisconsin outscored the Panthers 16-6 from the free throw line, going to the stripe 20 times compared to Pittsburgh's seven. Englund was 7 of 8 from the line and finished with 11 points, while Kotz made all four charity tosses and totaled 10 points. Straloski paced the Panthers with 12 points.

PITTSBURGH	FG	FT	FOULS	PTS
Straloski	6-21	0-0	4	12
Kocheran	1-11	2-2	0	4
Milanovich	2-4	0-0	3	4
Port	1-4	2-3	4	4
Malarkey	1-8	1-1	3	3
Paffrath	1-5	1-1	0	3
Klein	0-3	0-0	1	0
Ziolkowski	0-5	0-0	2	0
Egan	0-2	0-0	0	0
<b>TOTALS</b>	<b>12-63</b>	<b>6-7</b>	<b>17</b>	<b>30</b>
	<b>(.190)</b>	<b>(.857)</b>		

WISCONSIN	FG	FT	FOULS	PTS
Englund	2-11	7-8	4	11
Kotz	3-18	4-4	1	10
Epperson	2-6	3-4	0	7
Rehm	1-2	2-2	0	4
Strain	2-4	0-1	3	4
Timmerman	0-0	0-1	0	0
Scott	0-2	0-0	0	0
<b>TOTALS</b>	<b>10-43</b>	<b>16-20</b>	<b>8</b>	<b>36</b>
	<b>(.233)</b>	<b>(.800)</b>		

#### SCORING BY HALVES

Pittsburgh	18	12	30
Wisconsin	14	22	36

**UW 39 • Washington State 34**

**March 29, 1941 • Kansas City, Mo. • Municipal Aud. (9,350)**

Wisconsin's 15th consecutive win — a five-point decision over Washington State — netted the Badgers the NCAA crown. The Cougars led 10-8 and 12-9, but the Badgers rallied to take a 13-12 lead on a pair of baskets by John Kotz and never trailed again. Wisconsin took a 21-17 lead to the locker room at halftime. Kirk Gebert scored Washington State's first three field goals in the second period to help the Cougars pull even at 24-24, but free throws by Kotz and Ted Strain and baskets by Gene Englund and Charles Epperson gave the Badgers a comfortable 30-24 lead. Gebert pitched in three more field goals to help the Cougars narrow the margin to 34-32, but the Badgers nailed down the title on a field goal by Kotz and a free throw by Strain. Englund had 13 points to pace the victors, while Kotz totaled 12 points and was selected tournament MVP. Gebert led the Cougars with a game-high 21 points. Wisconsin ended the season with a 20-3 record.

WASHINGTON STATE	FG	FT	FOULS	PTS
Gebert	10-24	1-2	1	21
Sundquist	2-9	0-0	3	4
Butts	1-6	1-1	1	3
Lindeman	0-5	3-4	1	3
Gilberg	1-7	0-2	1	2
Gentry	0-7	1-2	1	1
Hooper	0-1	0-0	0	0
Hunt	0-3	0-0	0	0
Zimmerman	0-1	0-0	0	0
<b>TOTALS</b>	<b>14-63</b>	<b>6-11</b>	<b>8</b>	<b>34</b>
	<b>(.222)</b>	<b>(.545)</b>		

WISCONSIN	FG	FT	FOULS	PTS
Englund	5-12	3-3	2	13
Kotz	5-22	2-3	2	12
Epperson	2-13	0-0	3	4
Rehm	2-10	0-1	2	4
Alwin	1-1	0-0	0	2
Strain	0-7	2-2	1	2
Timmerman	1-2	0-0	1	2
Schrage	0-0	0-0	1	0
<b>TOTALS</b>	<b>16-67</b>	<b>7-9</b>	<b>12</b>	<b>39</b>
	<b>(.239)</b>	<b>(.778)</b>		

**SCORING BY HALVES**

Washington State	17	17	34
Wisconsin	21	18	39

**1947**

**City College of New York 70 • UW 56**

**March 20, 1947 • New York, N.Y. • Madison Square Garden (18,000)**

City College of New York used an impressive second-half rally to carry themselves to a 70-56 win at Madison Square Garden in the opening round of the East Regional. The Badgers seemed in command in the first half, jumping to a 13-2 lead, extending the edge to 26-10 and cruising to a 37-27 halftime advantage. The second half, however, was dominated by CCNY. The Beavers began with a 12-2 run that tied the game at 39-39. The lead see-sawed for a few minutes before CCNY took the lead for good at 48-47. The Beavers pulled steadily away and rolled to an easy victory. The victors outscored UW 43-19 in the final period, including a 24-9 run during one stretch. Irwin Dambrot led CCNY with a game-high 16 points, including 11 in the second half, while Exner Menzel paced the Badgers with 15 points.

CCNY	FG	FT	FOULS	PTS
Dambrot	6	4-5	1	16
Malamed	6	1-1	3	13
Jameson	5	0-0	1	10
Finestone	4	1-1	1	9
Schmones	3	1-2	3	7
Trubowitz	0	0-0	0	0
Galiber	0	4-6	4	4
Shapiro	0	1-2	2	1
Farbman	2	2-3	1	6
Brickman	0	0-0	0	0
Finger	2	0-0	1	4
<b>TOTALS</b>	<b>28</b>	<b>14-20</b>	<b>18</b>	<b>70</b>
		<b>(.700)</b>		

WISCONSIN	FG	FT	FOULS	PTS
Menzel	5	5-8	3	15
Cook	5	3-4	4	13
Selbo	6	0-0	3	12
Mills	2	2-3	4	6
Rehfeldt	2	0-2	1	4
Falls	0	0-0	0	0
Pokrzywinski	0	0-0	0	0
Hertz	1	0-0	0	2
Haarlow	0	1-1	1	1
Lautenbach	1	0-0	2	2
Krueger	0	1-1	0	1
Mader	0	0-0	0	0
<b>TOTALS</b>	<b>22</b>	<b>12-19</b>	<b>18</b>	<b>56</b>
		<b>(.632)</b>		

**SCORING BY HALVES**

CCNY	27	43	70
Wisconsin	37	19	56

**UW 50 • Navy 49**

**March 22, 1947 • N.Y., N.Y. • Madison Sq. Garden (NA)**

Glen Selbo's basket in the final seconds propelled the Badgers to a 50-49 win over the Midshipmen in the East Regional consolation game. Wisconsin led by as many as eight points in the first half and held a 29-24 lead at intermission, but the Middies rallied and went ahead 36-35 on a rebound basket by Bobby Searle and a free throw by Charles Sheehan. Bobby Cook put the Badgers back in front with a long basket and a free throw. Wisconsin extended the lead to 45-38 and appeared in command until Navy staged one final rally and cut the margin to 48-47. A rebound basket by Johnny Barrow pushed Navy in front, 49-48, setting the stage for Selbo's game-winner. Cook led the Badgers with a game-high 21 points, while Ken Shugart and Cy Waldrop paced the Navy attack with 14 and 13 points, respectively. Wisconsin ended the season with a 16-6 record.

NAVY	FG	FT	FOULS	PTS
Shugart	6	2-2	1	14
Waldrop	6	1-2	3	13
Robbins	2	0-0	0	4
Searle	3	1-3	0	7
Barrow	2	1-2	3	5
Sheehan	1	1-2	1	3
Elipulos	1	0-0	0	2
Dick	0	1-1	4	1
Rensberger	0	0-1	1	0
Woods	0	0-0	0	0
<b>TOTALS</b>	<b>21</b>	<b>7-13</b>	<b>13</b>	<b>49</b>

(.538)

WISCONSIN	FG	FT	FOULS	PTS
Cook	10	1-1	2	21
Selbo	3	2-4	1	8
Haarlow	2	2-4	2	6
Lautenbach	2	2-2	1	6
Menzel	2	1-2	3	5
Mills	0	2-3	3	2
Rehfeldt	1	0-0	0	2
<b>TOTALS</b>	<b>20</b>	<b>10-16</b>	<b>12</b>	<b>50</b>

(.625)

**SCORING BY HALVES**

Navy	24	25	49
Wisconsin	29	21	50

**1994**

**(9) UW 80 • (8) Cincinnati 72**

**March 17, 1994 • Ogden, Utah • Dee Events Center (12,126)**

Playing in their first NCAA tournament since 1947, the ninth-seeded Badgers posted a first-round victory over 25th-ranked and eighth-seeded Cincinnati. Wisconsin was led by Michael Finley (22 points, four assists, three steals) and Rashard Griffith (22 points, 15 rebounds). Griffith, who entered the game as a 56 percent free throw shooter, was 12 of 14 from the line. The Badgers jumped to a 10-2 lead, extended the advantage to 36-23 and were up 40-32 at halftime. Cincinnati rallied to take a 55-54 lead with just under 10 minutes left, but the Badgers went on a 22-12 run to put the game out of reach. Wisconsin outshot Cincinnati .455-.381 from the field and out-rebounded the Bearcats 40-38. Dontonio Wingfield paced Cincinnati with 20 points and 10 rebounds.

UW	MP	FG	3P	FT	R	F	A	TO	B	S	TP
Finley*	34	7-13	4-8	4-5	3	3	4	3	1	3	22
Petersen*	21	4-7	0-0	0-1	7	1	0	1	0	0	8
Griffith*	37	5-9	0-0	12-14	15	0	2	4	1	0	22
Webster*	30	2-9	0-4	0-0	3	1	6	3	0	2	4
Kilbride*	30	2-8	2-8	2-2	5	5	1	2	0	2	8
Kelley	17	1-4	0-0	1-3	3	4	0	1	0	1	3
Roberts	16	3-4	2-2	1-2	2	1	1	1	0	0	9
Hoskins	12	1-1	0-0	2-2	1	0	1	1	0	1	4
Johnson team	3	0-0	0-0	0-0	0	1	0	0	0	0	0
<b>TOTALS</b>	<b>200</b>	<b>25-55</b>	<b>8-22</b>	<b>22-29</b>	<b>40</b>	<b>16</b>	<b>15</b>	<b>16</b>	<b>2</b>	<b>9</b>	<b>80</b>

(.455) (.364) (.759)

CINCY	MP	FG	3P	FT	R	F	A	TO	B	S	TP
Wingfield* 28	7-17	1-7	5-6	10	4	1	1	1	1	0	20
Bostic*	26	3-7	0-0	2-2	4	3	1	1	1	1	8
Harris*	18	2-6	0-0	0-0	4	4	1	1	0	4	4
Flint*	35	5-11	1-5	0-0	4	1	2	6	0	2	11
Burton*	21	0-5	0-1	3-3	1	4	0	1	0	2	3
Durden	31	3-7	3-6	6-7	2	3	1	2	0	3	15
Gregor	21	4-5	0-0	2-2	5	2	2	1	1	2	10
Jacobs	17	0-4	0-0	1-2	3	1	0	0	0	0	1
Julson	2	0-1	0-0	0-0	2	2	0	0	0	1	0
Wright	1	0-0	0-0	0-0	0	0	0	0	0	0	0
team					3			0			
<b>TOTALS</b>	<b>200</b>	<b>24-63</b>	<b>5-19</b>	<b>19-22</b>	<b>38</b>	<b>24</b>	<b>8</b>	<b>13</b>	<b>4</b>	<b>14</b>	<b>72</b>

(.381) (.263) (.864)

**SCORING BY HALVES**

Wisconsin	40	40	80
Cincinnati	32	40	72

(1) Missouri 109 • (9) UW 96

March 19, 1994 • Ogden, Utah • Dee Events Center (12,126)

Big Eight Player of the Year Melvin Booker poured in a career-high 35 points, hitting 11-of-14 field goal tries, 6-of-8 3-point attempts and all seven FTs, to lead top-seeded and fifth-ranked Missouri to a second-round victory in the NCAA West Regional. The Tigers, who shot under 41 percent from the field the previous four games, shot a season-high .680 against Wisconsin, including a sizzling .708 mark in the second half. Mizzou connected on 6-of-6 3-point tries in the second half and was 12-of-19 from beyond the arc for the game (.632). The Badgers were led by Michael Finley, who netted 36 points, and Tracy Webster, who tallied 27 points, seven assists and four steals. Webster tied the school records for 3-pointers (7) and 3-point attempts (13). Missouri jumped to a 26-13 lead and led 54-47 at halftime. The Badgers cut the gap to 67-63 at the 13:24 mark, but the Tigers responded with a 25-9 run to go up 92-72 with less than seven minutes left. The Badgers could get no closer than 10 points the rest of the way. The teams combined for an NCAA-tournament record 27 3-point field goals.

UW	MP	FG	3P	FT	R	F	A	TO	B	S	TP
Finley*	40	9-19	5-10	13-14	7	3	2	0	1	1	36
Petersen*	19	3-5	0-0	0-2	5	2	1	3	0	0	6
Griffith*	16	2-5	0-0	2-5	5	4	0	1	1	0	6
Webster*	30	10-20	7-13	0-2	1	3	7	0	0	4	27
Kilbride*	32	4-9	3-8	4-4	5	5	1	2	0	0	15
Kelley	21	0-0	0-0	2-4	3	2	2	2	0	0	2
Roberts	19	0-5	0-2	2-2	3	1	0	0	0	0	2
Johnson	11	0-0	0-0	0-0	3	4	0	1	2	0	0
Hoskins	9	0-1	0-1	2-2	0	2	1	2	0	0	2
Johnsen	3	0-3	0-3	0-0	0	1	0	0	0	0	0
team					2			0			
<b>TOTALS</b>	<b>200</b>	<b>28-67</b>	<b>15-37</b>	<b>25-35</b>	<b>34</b>	<b>27</b>	<b>14</b>	<b>11</b>	<b>4</b>	<b>5</b>	<b>96</b>
		<b>(.418)</b>	<b>(.405)</b>	<b>(.714)</b>							

MIZZOU	MP	FG	3P	FT	R	F	A	TO	B	S	TP
Frazier*	26	1-2	0-0	1-2	3	2	2	4	0	0	3
Thames*	21	2-3	0-0	1-4	3	4	0	0	1	0	5
Crudup*	16	4-5	0-0	2-2	1	5	3	0	1	0	10
Winfield*	22	1-3	0-0	0-0	2	3	1	0	0	0	2
Booker*	29	11-14	6-8	7-7	3	2	7	3	0	1	35
O'Liney	32	4-5	2-3	13-17	3	0	3	2	0	3	23
Atkins	18	6-10	4-5	0-0	4	2	0	0	0	0	16
Finner	11	4-5	0-1	5-7	5	1	2	1	0	0	13
Grimm	11	1-2	0-1	0-0	1	3	0	1	0	0	2
Smith	6	0-0	0-0	0-0	2	3	1	2	0	0	0
Sutherland	5	0-1	0-1	0-0	1	0	1	0	0	0	0
Heller	3	0-0	0-0	0-0	0	0	0	1	0	0	0
team					1			0			
<b>TOTALS</b>	<b>200</b>	<b>34-50</b>	<b>12-19</b>	<b>29-39</b>	<b>29</b>	<b>25</b>	<b>20</b>	<b>14</b>	<b>2</b>	<b>4</b>	<b>109</b>
		<b>(.680)</b>	<b>(.632)</b>	<b>(.744)</b>							

SCORING BY HALVES

Wisconsin	47	49	96
Missouri	54	55	109

1997

(10) Texas 71 • (7) UW 58

March 14, 1997 • Pittsburgh, Pa. • Civic Arena (17,300)

Wisconsin fell behind 15-3 just 5:39 into the game and never cut Texas' lead to fewer than seven points in a 71-58 loss to the Longhorns in the first round of the 1997 East Regional in Pittsburgh. Texas guard Reggie Freeman scored a game-high 31 points while Sam Okey paced the Badgers with 17 points, 10 rebounds and six assists. The seventh-seeded Badgers, who shot only 39 percent from the field, sliced the Texas lead to seven points twice in the first half but trailed 33-24 at the half. An Okey dunk to start the second half trimmed the Longhorn lead to 33-26, but the Badgers never again came that close.

TEXAS	MP	FG	3P	FT	R	F	A	TO	B	S	TP
Muoneke*	19	1-1	0-0	0-0	3	2	0	1	1	0	2
Clack*	25	2-5	1-3	10-10	5	4	1	5	0	3	15
Jordan*	19	1-1	0-0	0-0	1	4	0	0	0	0	2
Vazquez*	28	1-5	0-4	0-1	1	4	3	1	0	1	2
Freeman*	38	11-19	2-7	7-8	3	4	3	4	1	0	31
Perryman	25	3-9	2-8	4-4	3	1	0	2	0	1	12
Clark	19	1-2	0-0	0-0	4	2	0	0	0	0	2
Quarles	15	1-5	0-0	0-1	7	4	0	1	0	0	2
Coleman	9	0-4	0-3	3-5	2	0	0	0	0	0	3
Dixon	2	0-0	0-0	0-0	0	0	0	0	0	0	0
Goode	1	0-0	0-0	0-0	0	0	0	0	0	0	0
team					5			0			
<b>TOTALS</b>	<b>200</b>	<b>21-51</b>	<b>5-25</b>	<b>24-29</b>	<b>34</b>	<b>25</b>	<b>7</b>	<b>14</b>	<b>2</b>	<b>5</b>	<b>71</b>
		<b>(.412)</b>	<b>(.200)</b>	<b>(.828)</b>							

UW	MP	FG	3P	FT	R	F	A	TO	B	S	TP
Okey*	30	5-8	0-2	7-10	10	4	6	5	0	0	17
Daugherty*	38	4-5	0-1	1-2	6	2	3	1	1	0	9
Grant*	24	4-8	0-0	8-10	4	5	0	2	1	0	16
Auriantal*	24	1-6	0-1	0-0	4	3	1	2	0	1	2
Burkemper*	22	0-1	0-0	0-0	0	1	2	1	0	0	0
Calderwood	23	3-11	3-6	0-1	7	5	2	3	0	3	9
Kosolcharoen	19	0-4	0-2	3-4	2	1	1	1	0	1	3
Duany	8	0-1	0-1	0-2	0	1	0	0	0	0	0
Coleman	4	0-0	0-0	0-0	0	0	0	0	0	0	0
Shafer	3	0-1	0-1	0-0	0	0	0	0	0	0	0
Quest	2	0-0	0-0	0-0	1	0	0	1	0	0	0
Vraney	2	1-1	0-0	0-0	0	0	0	0	0	0	2
Meiners	1	0-0	0-0	0-0	0	0	0	0	0	0	0
team					1			1			
<b>TOTALS</b>	<b>200</b>	<b>18-46</b>	<b>3-14</b>	<b>19-29</b>	<b>35</b>	<b>22</b>	<b>15</b>	<b>17</b>	<b>2</b>	<b>5</b>	<b>58</b>
		<b>(.391)</b>	<b>(.214)</b>	<b>(.655)</b>							

SCORING BY HALVES

Texas	33	38	71
Wisconsin	24	34	58

# 1999

(12) Missouri St. 43 • (5) UW 32

March 12, 1999 • Charlotte, N.C. • Charlotte Coliseum (15,007)

Fifth-seeded Wisconsin's record-setting season came to an end after a 43-32 loss to Missouri State in the first round of the NCAA tournament in Charlotte, N.C. The Badgers shot a season-low .255 from the field and their 32 points were the fewest in an NCAA tournament game since the advent of the shot clock in 1986. Sean Mason registered 11 points, but he was the only Badger in double figures. Danny Moore and Kevin Ault scored 12 and 10 points, respectively, to pace the Bears. Wisconsin managed just 12 points in the first half on 21-percent shooting, but trailed just 21-12 thanks to a typically solid defensive effort. Wisconsin trailed by as few as six points in the second half, but never came closer than that.

MO. ST.	MP	FG	3P	FT	R	F	A	TO	B	S	TP
Stringer*	28	1-5	0-0	1-2	1	2	2	2	0	1	3
Bruton*	25	1-1	0-0	0-0	0	0	0	1	0	2	2
Moore*	35	4-8	0-0	4-6	13	3	0	4	1	0	12
Fontleroy*	27	0-5	0-0	2-2	0	4	0	3	0	0	2
Ault*	30	3-6	1-2	3-3	14	0	2	2	0	1	10
Bettenhausen	15	3-4	1-1	2-2	1	0	2	1	0	0	9
Phillips	15	1-3	1-3	2-2	1	2	0	2	0	0	5
Brakebill	12	0-1	0-0	0-0	4	0	0	0	0	0	0
Miller	6	0-0	0-0	0-0	0	2	1	0	0	0	0
Reuter	4	0-0	0-0	0-0	0	1	1	1	1	0	0
Judd	1	0-0	0-0	0-0	1	0	0	1	0	0	0
Murans	1	0-0	0-0	0-0	0	0	0	0	0	0	0
Tshomba team	1	0-0	0-0	0-0	0	0	0	0	0	0	0
<b>TOTALS</b>	<b>200</b>	<b>13-33</b>	<b>3-6</b>	<b>14-17</b>	<b>37</b>	<b>14</b>	<b>8</b>	<b>18</b>	<b>2</b>	<b>4</b>	<b>43</b>
		(.394)	(.500)	(.824)							

UW	MP	FG	3P	FT	R	F	A	TO	B	S	TP
Kowske*	18	1-4	0-0	0-0	3	5	0	1	0	1	2
Kelley*	26	0-3	0-0	0-0	2	2	0	1	0	0	0
Wills*	31	3-6	0-0	0-1	5	1	1	0	0	1	6
Mason*	33	4-12	1-6	2-2	3	3	1	2	0	2	11
Caldernwood*	29	0-8	0-6	0-0	0	1	1	1	0	0	0
Vershaw	26	2-5	0-0	2-2	1	2	4	1	0	0	6
Bryant	24	1-5	1-4	0-0	2	1	0	1	0	0	3
Linton	6	1-1	0-0	0-0	1	1	0	1	0	1	2
Davis	3	0-2	0-0	2-2	0	0	1	0	0	0	2
Duany	3	0-0	0-0	0-0	1	1	0	0	0	0	0
Auriantal team	1	0-1	0-0	0-0	0	0	0	0	0	0	0
<b>TOTALS</b>	<b>200</b>	<b>12-47</b>	<b>2-16</b>	<b>6-7</b>	<b>20</b>	<b>17</b>	<b>8</b>	<b>8</b>	<b>0</b>	<b>5</b>	<b>32</b>
		(.255)	(.125)	(.857)							

**SCORING BY HALVES**

Missouri State	21	22	43
Wisconsin	12	20	32

# 2000

(8) UW 66 • (9) Fresno St. 56

March 16, 2000 • Salt Lake City, Utah • Huntsman Center (13,464)

Guard Jon Bryant connected on a school record-tying seven three-point field goals to lead the Badgers to a 66-56 first-round NCAA tournament win over Fresno State at the West Regional in Salt Lake City, Utah. Andy Kowske added 14 points and 14 rebounds for the UW and Duany Duany contributed 12 points on four three-pointers. Terrance Roberson led the Bulldogs with 19 points. National scoring leader Courtney Alexander was held to just 11 points on 5-for-19 field goal shooting. Coach Jerry Tarkanian's Bulldogs led 34-30 at the half and expanded that margin to seven points (42-35) with 16:23 remaining to play. Wisconsin responded, however, and led 49-44 with 6:12 left. Bryant then went on a tear, hitting four straight 3-pointers to give the Badgers a 61-46 edge that capped a 26-4 run at the 4:32 mark. Wisconsin's bench outscored the Fresno State reserves 33-0.

FRESNO	MP	FG	3P	FT	R	F	A	TO	B	S	TP
Abney*	37	3-3	0-0	0-0	8	2	0	1	2	0	6
Roberson*	35	8-13	3-7	0-1	3	3	4	8	0	1	19
Ely*	36	5-7	0-0	2-2	6	2	0	2	3	2	12
Porter*	39	3-6	2-3	0-0	2	4	6	3	0	2	8
Alexander*	37	5-19	1-4	0-0	4	2	3	1	0	0	11
DeMarby	11	0-0	0-0	0-0	1	0	0	1	0	0	0
Felix team	5	0-0	0-0	0-0	2	0	0	1	0	0	0
										3	
<b>TOTALS</b>	<b>200</b>	<b>24-48</b>	<b>6-14</b>	<b>2-3</b>	<b>29</b>	<b>13</b>	<b>13</b>	<b>17</b>	<b>5</b>	<b>5</b>	<b>56</b>
		(.500)	(.429)	(.667)							

UW	MP	FG	3P	FT	R	F	A	TO	B	S	TP
Linton*	16	2-4	0-1	0-0	1	0	2	0	1	0	4
Kowske*	36	7-9	0-0	0-1	14	2	1	1	0	1	14
Vershaw*	31	2-8	1-1	1-2	6	2	2	6	1	1	6
Kelley*	38	3-4	0-1	1-1	4	1	6	0	0	6	7
Boone*	19	0-7	0-3	2-2	5	0	6	0	0	1	2
Bryant	28	7-12	7-11	0-1	3	3	0	1	0	2	21
Duany	12	4-11	4-11	0-0	2	0	0	0	0	2	12
Wills	12	0-5	0-0	0-0	2	1	0	0	0	0	0
Penney	6	0-3	0-1	0-0	0	0	0	0	0	1	0
Davis team	2	0-0	0-0	0-0	0	0	1	0	0	0	0
										0	
<b>TOTALS</b>	<b>200</b>	<b>25-63</b>	<b>12-29</b>	<b>4-7</b>	<b>37</b>	<b>9</b>	<b>18</b>	<b>8</b>	<b>2</b>	<b>13</b>	<b>66</b>
		(.397)	(.414)	(.571)							

**SCORING BY HALVES**

Fresno State	34	22	56
Wisconsin	30	36	66

(8) UW 66 • (1) Arizona 59

March 18, 2000 • Salt Lake City, Utah • Huntsman Center (13,857)

Four Badgers scored in double figures and Wisconsin forced 17 turnovers to upset top-seeded and fourth-ranked Arizona 66-59 in the second round of the 2000 NCAA Tournament in Salt Lake City, Utah. Andy Kowske registered 10 points and 12 rebounds and limited Wildcat center Michael Wright to just four field goal attempts in 37 minutes. Mark Vershaw had 15 points for the UW, while Maurice Linton added 14 and Jon Bryant 12. Gilbert Arenas had a game-high 21 points for the Wildcats, who shot just .392 from the field, including .263 from 3-point range. Arizona scored first for a 2-0 lead, but never led after that. The UW put together a 28-23 advantage at the half and steamrolled to a 50-33 edge with 8:07 remaining to play. The Wildcats chipped away but never cut their deficit to fewer than five points. Wisconsin shot .489 from the floor and made 17-20 from the free throw line. UW's Mike Kelley added eight points, four assists, no turnovers and five steals in 26 minutes of play.

UW	MP	FG	3P	FT	R	F	A	TO	B	S	TP
Duany*	16	1-5	0-3	0-0	0	2	0	2	0	1	2
Kowske*	37	5-9	0-0	0-0	12	1	0	1	1	0	10
Vershaw*	33	6-8	1-1	2-2	2	2	4	2	3	2	15
Bryant*	31	4-8	3-7	1-2	1	5	0	0	0	0	12
Kelley*	26	2-5	0-1	4-5	0	4	4	0	1	5	8
Linton	20	3-4	1-1	7-8	3	2	0	3	1	0	14
Davis	16	1-1	0-0	1-1	3	1	0	2	0	0	3
Boone	11	0-4	0-2	2-2	3	3	1	1	0	2	2
Wills	8	0-1	0-0	0-0	1	2	1	1	0	0	0
Penney	2	0-0	0-0	0-0	0	0	0	0	0	0	0
team											1
<b>TOTALS</b>	<b>200</b>	<b>22-45</b>	<b>5-15</b>	<b>17-20</b>	<b>26</b>	<b>22</b>	<b>10</b>	<b>13</b>	<b>6</b>	<b>10</b>	<b>66</b>
		<b>(.489)</b>	<b>(.333)</b>	<b>(.850)</b>							

ARIZONA	MP	FG	3P	FT	R	F	A	TO	B	S	TP
Walton*	24	0-3	0-1	1-2	5	2	2	5	0	0	1
Wessel*	30	3-5	0-0	0-3	6	3	1	5	0	0	6
Wright*	37	1-4	0-0	0-0	9	1	1	0	0	1	2
Arenas*	37	7-18	1-5	6-7	5	4	5	1	1	1	21
Gardner*	32	3-11	1-7	3-6	4	1	2	2	0	3	10
Anderson	24	4-5	2-3	2-2	3	4	0	1	3	2	12
Jefferson	16	2-5	1-3	2-2	1	4	1	3	0	1	7
team											4
<b>TOTALS</b>	<b>200</b>	<b>20-51</b>	<b>5-19</b>	<b>14-22</b>	<b>37</b>	<b>19</b>	<b>12</b>	<b>17</b>	<b>4</b>	<b>8</b>	<b>59</b>
		<b>(.392)</b>	<b>(.263)</b>	<b>(.636)</b>							

SCORING BY HALVES

Wisconsin	28	38	66
Arizona	23	36	59

(8) UW 61 • (4) LSU 48

March 23, 2000 • Albuquerque, N.M. • University Arena (16,004)

Wisconsin put on one of its best defensive performances of the Dick Bennett era in a 61-48 victory over fourth-seeded LSU in the West Regional semifinals at The Pit in Albuquerque, N.M. Jon Bryant paced the Badgers with 16 points, while Stromiel Swift and Jabari Smith each had 12 points for the Tigers. Wisconsin's suffocating defense forced 23 LSU turnovers and held the Tigers to .362 field goal shooting. Trailing 14-11 with five minutes left in the first half, the Badgers went on a 25-4 run over the next 12 minutes to gain a commanding 36-18 lead. The Tigers committed 10 turnovers during that stretch. Wisconsin extended its lead to 47-29 before settling for a 13-point win. The Badgers shot only .382 from the field, but committed just nine turnovers and registered 11 steals, including five from Mike Kelley. It was LSU's lowest offensive output of the season.

UW	MP	FG	3P	FT	R	F	A	TO	B	S	TP
Linton*	25	4-8	0-0	0-0	3	2	0	1	0	2	8
Vershaw*	30	2-8	1-2	2-2	5	3	3	2	0	1	7
Kowske*	31	3-5	0-0	2-2	4	3	0	1	1	1	8
Bryant*	32	6-14	3-9	1-2	3	1	4	0	0	0	16
Kelley*	35	1-2	0-0	1-2	4	3	5	3	0	5	3
Penney	12	2-6	1-4	0-0	2	0	0	0	0	0	5
Boone	10	0-1	0-0	5-8	3	1	2	1	0	0	5
Duany	9	1-3	1-3	0-0	1	0	0	0	0	0	3
Wills	9	1-6	0-1	0-0	2	4	0	0	0	1	2
Davis	5	0-1	0-0	2-2	0	0	1	1	0	0	2
Swartz	2	1-1	0-0	0-0	0	0	0	0	0	1	2
Faust	1	0-0	0-0	0-0	0	0	0	0	0	0	0
team											3
<b>TOTALS</b>	<b>200</b>	<b>21-55</b>	<b>6-19</b>	<b>13-18</b>	<b>30</b>	<b>17</b>	<b>15</b>	<b>9</b>	<b>1</b>	<b>11</b>	<b>61</b>
		<b>(.382)</b>	<b>(.316)</b>	<b>(.722)</b>							

LSU	MP	FG	3P	FT	R	F	A	TO	B	S	TP
Beshara*	33	2-7	1-5	0-0	8	2	2	3	0	3	5
Swift*	37	3-5	1-1	5-7	10	2	2	3	0	1	12
Smith*	33	5-12	1-3	1-1	7	3	0	3	2	0	12
Bright*	26	1-7	0-6	2-2	2	4	0	5	0	1	4
Roland*	28	2-7	0-2	1-2	4	2	2	4	0	0	5
Temple	17	1-3	1-3	0-0	3	1	0	3	0	0	3
Williams	17	3-4	1-1	0-0	2	4	0	1	0	2	7
Dupree	5	0-1	0-0	0-0	0	0	0	1	0	0	0
Bridgewater	4	0-1	0-0	0-0	0	0	0	0	0	0	0
team											4
<b>TOTALS</b>	<b>200</b>	<b>17-47</b>	<b>5-21</b>	<b>9-12</b>	<b>40</b>	<b>18</b>	<b>6</b>	<b>23</b>	<b>2</b>	<b>7</b>	<b>48</b>
		<b>(.362)</b>	<b>(.238)</b>	<b>(.750)</b>							

SCORING BY HALVES

Wisconsin	22	39	61
LSU	14	34	48



(8) UW 64 • (6) Purdue 60

March 25, 2000 • Albuquerque, N.M. • University Arena (16,004)

Wisconsin advanced to the Final Four for the second time in school history with a hard-fought, 64-60, victory over Big Ten-rival and sixth-seeded Purdue in the West Regional final at The Pit in Albuquerque, N.M. Jon Bryant made five 3-point field goals and scored a game-high 18 points on his way to West Regional Most Outstanding Player honors. Andy Kowske added 14 points and eight rebounds and was named, along with Mike Kelley, to the West Regional all-tournament team. Brian Cardinal and Carson Cunningham, also named to the all-tournament team, had 13 points apiece for the Boilermakers. Wisconsin battled its way to a 31-28 halftime lead on 57-percent field goal shooting. Bryant scored the Badgers' first nine points on three 3-pointers. The second half was a see-saw battle that resulted in a 52-52 tie with 5:23 remaining to play. Wisconsin, however, then went on an 8-1 run over the next four minutes for a 60-53 lead with 1:08 left. A Cunningham 3-pointer with 11.5 seconds left made it 63-60 Wisconsin. The Badgers added a free throw for the final tally.

UW	MP	FG	3P	FT	R	F	A	TO	B	S	TP
Linton*	23	2-3	1-2	0-0	1	3	2	3	0	0	5
Kowske*	27	6-10	0-0	2-2	8	4	0	2	0	0	14
Vershaw*	30	2-9	0-2	3-6	7	1	3	1	0	1	7
Bryant*	35	6-12	5-9	1-2	2	1	1	1	0	1	18
Kelley*	36	2-3	0-0	1-4	1	2	5	1	0	1	5
Boone	16	3-6	0-0	6-10	2	2	2	1	1	2	12
Wills	16	0-1	0-0	0-0	5	3	0	2	0	0	0
Duany	8	1-2	1-2	0-0	3	3	1	2	0	1	3
Davis	6	0-0	0-0	0-0	1	2	0	1	0	0	0
Penney	3	0-1	0-1	0-0	0	0	0	1	0	0	0
team					5						
<b>TOTALS</b>	<b>200</b>	<b>22-47</b>	<b>7-16</b>	<b>13-24</b>	<b>35</b>	<b>21</b>	<b>14</b>	<b>15</b>	<b>1</b>	<b>6</b>	<b>64</b>
		(.468)	(.438)	(.542)							

PURDUE	MP	FG	3P	FT	R	F	A	TO	B	S	TP
Robinson*	36	4-10	0-0	4-5	1	3	4	3	0	0	12
McQuay*	31	4-5	0-0	2-3	12	3	0	0	2	0	10
Cardinal*	27	4-8	2-4	3-5	4	4	1	2	0	1	13
Cornell*	32	1-9	1-7	0-2	2	4	1	1	1	1	3
Cunningham*	31	4-12	3-8	2-2	2	2	2	4	0	1	13
Lewis	18	3-5	1-2	0-0	5	2	1	0	0	0	7
Smith	15	0-3	0-2	0-0	1	1	1	1	0	0	0
Kerkhof	7	0-0	0-0	0-0	0	2	0	1	0	1	0
Allison	3	1-1	0-0	0-0	0	0	0	1	0	0	2
Lowe	1	0-0	0-0	0-0	0	0	0	0	0	0	0
team					6						
<b>TOTALS</b>	<b>200</b>	<b>21-53</b>	<b>7-23</b>	<b>11-17</b>	<b>33</b>	<b>21</b>	<b>10</b>	<b>13</b>	<b>3</b>	<b>4</b>	<b>60</b>
		(.396)	(.304)	(.647)							

SCORING BY HALVES

Wisconsin	31	33	64
Purdue	28	32	60

(1) Michigan State 53 • (8) UW 41

April 1, 2000 • Indianapolis, Ind. • RCA Dome (43,116)

Wisconsin's magical run to the Final Four ended with a 53-41 semifinal loss to season-long nemesis and eventual national champion Michigan State at the RCA Dome in Indianapolis. Roy Boone scored 18 points but he was the only Badger to tally more than six points in the game. Morris Peterson paced the Spartans with 20 points. Wisconsin trailed just 19-17 at the half, with both teams struggling offensively. Wisconsin shot 29 percent from the floor and Michigan State made just 25 percent of its shots. The Spartans, however, opened the second half on a 13-2 run to open a 32-19 lead with 13:25 left in the second period. Wisconsin never cut the deficit to fewer than 10 points again. The Badgers forced 14 Spartan turnovers, but were outrebounded 42-20. Wisconsin shot .349 from the field compared to .348 for the Spartans. It was the fourth time during the 1999-2000 season that Michigan State defeated the Badgers.

UW	MP	FG	3P	FT	R	F	A	TO	B	S	TP
Kowske*	20	1-2	0-0	0-2	0	4	0	0	4	0	2
Kelley*	30	1-2	0-1	0-0	7	3	3	0	0	2	2
Vershaw*	31	2-11	0-1	1-1	2	3	3	1	0	0	5
Bryant*	27	1-5	0-3	0-0	1	3	1	2	0	0	2
Boone*	25	6-9	1-1	5-6	3	2	0	5	0	0	18
Wills	19	1-4	0-0	0-0	1	2	0	0	0	0	2
Penney	14	2-3	2-3	0-0	2	0	0	0	0	0	6
Duany	11	0-2	0-1	0-0	0	0	0	1	0	0	0
Davis	10	1-1	1-1	1-2	2	2	1	0	0	0	4
Linton	10	0-4	0-1	0-0	1	0	0	2	0	0	0
Faust	1	0-0	0-0	0-0	0	0	0	0	0	0	0
Smith	1	0-0	0-0	0-0	0	0	0	0	0	0	0
Swartz	1	0-0	0-0	0-0	0	0	0	0	0	0	0
team					1						
<b>TOTALS</b>	<b>200</b>	<b>15-43</b>	<b>4-13</b>	<b>7-11</b>	<b>20</b>	<b>19</b>	<b>8</b>	<b>11</b>	<b>4</b>	<b>2</b>	<b>41</b>
		(.349)	(.308)	(.636)							

MSU	MP	FG	3P	FT	R	F	A	TO	B	S	TP
Hutson*	32	3-7	0-0	4-5	10	2	0	3	0	0	10
Peterson*	33	7-15	2-8	4-4	7	3	0	1	0	1	20
Granger*	32	0-3	0-1	1-2	7	4	1	3	0	0	1
Cleaves*	36	1-7	0-0	9-11	4	3	1	4	0	2	11
Bell*	30	2-9	0-3	0-0	8	2	2	2	0	0	4
Anagnonye	12	1-1	0-0	0-0	2	2	0	1	0	0	2
Richardson	10	0-0	0-0	0-0	1	0	0	0	0	0	0
Chappell	9	2-4	0-2	1-1	0	1	0	0	2	0	5
Ballinger	3	0-0	0-0	0-0	1	0	0	0	1	0	0
Thomas	3	0-0	0-0	0-0	0	0	0	0	0	0	0
team					3						
<b>TOTALS</b>	<b>200</b>	<b>16-46</b>	<b>2-14</b>	<b>19-23</b>	<b>42</b>	<b>18</b>	<b>4</b>	<b>14</b>	<b>3</b>	<b>3</b>	<b>53</b>
		(.348)	(.143)	(.826)							

SCORING BY HALVES

Wisconsin	17	24	41
Michigan State	19	34	53

# 2001

## (11) Georgia State 50 • (6) UW 49

March 15, 2001 • Boise, Idaho • BSU Pavilion (10,216)

Wisconsin let a 13-point, second-half lead slip away and Georgia State scored the game-winning basket with just 12 seconds left to play as the Badgers dropped a 50-49 decision in the first round of the West Regional in Boise, Idaho. The UW moved out to a 30-19 halftime advantage and increased that edge to 32-19 early in the second half. But Georgia State went on a 23-10 run to tie the game at 42-42 with 7:11 left. Wisconsin led 49-44 with 1:00 remaining, but the Panthers scored six points in the final minute for the victory. Wisconsin's Mark Vershaw led all scorers with 19 points and teammate Andy Kowske added 11 points. Kevin Morris paced Georgia State with 18 points. Wisconsin limited the Panthers to .377 field goal shooting, including .217 from 3-point range. The Badgers, however, shot only .395 from the floor, including .250 from beyond the arc.

UW	MP	FG	3P	FT	R	F	A	TO	B	S	TP
Kowske*	34	3-3	0-0	5-6	4	2	0	1	0	1	11
Vershaw*	36	6-16	0-2	7-11	5	2	1	1	0	1	19
Penney*	25	2-5	1-3	0-1	6	0	1	4	0	0	5
Kelley*	38	0-4	0-3	0-0	4	4	0	2	0	1	0
Boone*	26	2-6	0-1	0-0	4	3	1	1	0	1	4
Davis	16	2-5	0-1	0-0	3	1	1	3	0	1	4
Bower	15	2-3	2-2	0-0	0	2	0	0	0	0	6
Wills	6	0-0	0-0	0-2	3	1	0	0	0	1	0
Linton	4	0-1	0-0	0-0	1	0	0	0	0	0	0
team											2
<b>TOTALS</b>	<b>200</b>	<b>17-43</b>	<b>3-12</b>	<b>12-20</b>	<b>32</b>	<b>15</b>	<b>4</b>	<b>12</b>	<b>0</b>	<b>6</b>	<b>49</b>
		(.395)	(.250)	(.600)							

GEO. ST.	MP	FG	3P	FT	R	F	A	TO	B	S	TP
Campbell*	34	1-3	0-0	3-4	11	5	2	1	0	2	5
Terrell*	40	1-10	1-6	0-0	9	3	1	1	0	0	3
Cooper*	38	4-9	2-5	1-1	4	3	2	3	0	1	11
Morris*	39	8-16	2-8	0-1	2	0	3	1	1	3	18
Long*	38	6-15	0-4	1-2	3	4	0	5	0	1	13
McIntosh	5	0-0	0-0	0-0	0	0	0	0	0	0	0
Davis	3	0-0	0-0	0-0	1	1	0	1	0	0	0
Gunsby	2	0-0	0-0	0-0	0	0	1	0	0	0	0
Gilchrist	1	0-0	0-0	0-0	0	0	0	0	0	0	0
Patton	1	0-0	0-0	0-0	0	0	0	0	0	0	0
team											3
<b>TOTALS</b>	<b>200</b>	<b>20-53</b>	<b>5-23</b>	<b>5-8</b>	<b>33</b>	<b>16</b>	<b>9</b>	<b>12</b>	<b>1</b>	<b>7</b>	<b>50</b>
		(.377)	(.217)	(.625)							

### SCORING BY HALVES

Georgia State	19	31	50
Wisconsin	30	19	49

# 2002

## (8) UW 80 • (9) St. John's 70

March 15, 2002 • Washington, D.C. • MCI Center (18,770)

Eighth-seeded Wisconsin defeated No. 9 St. John's 80-70 in the first round of the 2002 NCAA Tournament at the MCI Center in Washington, D.C. The Badgers used a 12-0 run to turn a 28-26 deficit into a 38-28 lead with 16 seconds left in the first half. The UW never trailed again. Wisconsin shot 9-15 from 3-point range and made 29 free throws compared to 15 for St. John's. Kirk Penney led five UW scorers in double figures with 19 points, while Freddie Owens chipped in 18 points off the bench. The Red Storm's Marcus Hatten led all scorers with 28 points though he shot only 12-33 from the field and 3-13 from 3-point range.

SJU	MP	FG	3P	FT	R	F	A	TO	B	S	TP
Glover*	32	4-6	1-3	8-9	5	5	0	2	1	0	17
Emanuel*	25	4-9	3-7	2-2	3	3	3	3	0	0	13
King*	30	2-2	0-0	4-5	4	5	1	0	0	0	8
Hatten*	39	12-33	3-13	1-3	6	4	1	1	0	2	28
Stanley*	29	0-0	0-0	0-0	4	5	3	1	0	2	0
Fordham	21	0-0	0-0	0-0	4	2	2	3	0	0	0
Cuffe	15	1-5	0-1	0-0	2	3	1	2	0	0	2
Keita	9	1-1	0-0	0-0	1	1	0	1	0	0	2
Johnson	0+	0-0	0-0	0-0	1	0	0	0	0	0	0
Scheiman	0+	0-0	0-0	0-0	0	0	0	0	0	0	0
team											3
<b>TOTALS</b>	<b>200</b>	<b>24-56</b>	<b>7-24</b>	<b>15-19</b>	<b>33</b>	<b>29</b>	<b>11</b>	<b>13</b>	<b>1</b>	<b>4</b>	<b>70</b>
		(.429)	(.292)	(.789)							

UW	MP	FG	3P	FT	R	F	A	TO	B	S	TP
Wills*	28	3-7	1-2	3-4	9	3	0	3	0	0	10
Mader*	13	0-1	0-0	0-0	0	3	1	0	0	1	13
Davis*	28	2-3	1-1	4-5	2	4	5	0	0	1	9
Penney*	37	5-10	3-5	6-8	5	3	4	3	0	0	19
Harris*	38	4-9	2-5	4-8	4	3	2	2	0	3	14
Owens	28	5-8	2-2	6-8	2	2	2	1	0	2	18
Wilkinson	28	2-6	0-0	6-7	3	0	0	0	0	1	10
Buchanan	0+	0-0	0-0	0-0	0	0	0	0	0	0	0
Hanson	0+	0-0	0-0	0-0	0	0	0	0	0	0	0
Plank	0+	0-0	0-0	0-0	0	0	0	0	0	0	0
Ukawuba	0+	0-0	0-0	0-0	0	0	0	0	0	0	0
team											4
<b>TOTALS</b>	<b>200</b>	<b>21-44</b>	<b>9-15</b>	<b>29-40</b>	<b>29</b>	<b>18</b>	<b>14</b>	<b>9</b>	<b>0</b>	<b>8</b>	<b>80</b>
		(.477)	(.600)	(.725)							

### SCORING BY HALVES

St. John's	31	39	70
Wisconsin	38	42	80

(1) Maryland 87 • (8) UW 57

March 17, 2002 • Washington, D.C. • MCI Center (18,789)

No. 1 seed Maryland defeated eighth-seeded Wisconsin 87-57 in the second round of the 2002 NCAA Tournament at the MCI Center in Washington, D.C. Maryland, the eventual national champion, opened the second half with a 17-3 run that blew open an eight-point halftime lead. The Badgers had led 23-19 with 6:16 left in the first half but the Terps scored 19 of the final 26 points in the stanza. UW senior Charlie Wills, who set a school record by playing in his 129th career game, paced the Badgers with 17 points while classmate Travon Davis added 15. Maryland's Juan Dixon led all scorers with 29 points.

UW	MP	FG	3P	FT	R	F	A	TO	B	S	TP
Harris*	30	3-9	1-4	0-0	1	2	0	3	2	0	7
Wills*	29	6-12	2-4	3-6	6	3	1	2	0	1	17
Mader*	25	1-6	0-0	0-0	8	3	4	2	2	0	2
Davis*	34	5-7	1-1	4-5	4	2	3	2	0	0	15
Penney*	37	3-14	0-6	3-3	4	0	1	2	0	2	9
Wilkinson	27	3-5	1-2	0-0	4	4	2	1	0	2	7
Owens	15	0-4	0-1	0-0	1	3	0	2	0	1	0
Hanson	3	0-2	0-1	0-0	0	2	0	0	0	0	0
team					4						
<b>TOTALS</b>	<b>200</b>	<b>21-59</b>	<b>5-19</b>	<b>10-14</b>	<b>32</b>	<b>19</b>	<b>11</b>	<b>14</b>	<b>4</b>	<b>6</b>	<b>57</b>
		<b>(.356)</b>	<b>(.263)</b>	<b>(.714)</b>							

MARY	MP	FG	3P	FT	R	F	A	TO	B	S	TP
Mouton*	25	0-4	0-0	2-2	7	1	1	3	0	1	2
Wilcox*	26	9-13	0-0	0-1	7	0	1	1	1	1	18
Baxter*	28	5-6	0-0	6-7	7	3	3	1	4	2	16
Dixon*	36	10-19	4-7	5-6	5	1	3	1	0	2	29
Blake*	30	1-4	1-3	0-0	2	3	4	1	0	1	3
Nicholas	20	3-7	2-4	0-0	2	1	2	0	0	1	8
Holden	13	1-2	1-2	2-2	1	2	1	1	0	0	5
Randle	10	2-4	0-0	0-0	4	3	0	1	0	0	4
McCall	5	0-0	0-0	0-0	0	0	0	0	0	0	0
Collins	3	1-2	0-0	0-0	0	0	0	0	0	1	2
Badu	2	0-0	0-0	0-0	0	0	2	1	0	0	0
Grinnon	2	0-1	0-0	0-0	2	0	0	0	0	0	0
team					4						
<b>TOTALS</b>	<b>200</b>	<b>32-62</b>	<b>8-16</b>	<b>15-18</b>	<b>41</b>	<b>14</b>	<b>17</b>	<b>10</b>	<b>5</b>	<b>9</b>	<b>87</b>
		<b>(.516)</b>	<b>(.500)</b>	<b>(.833)</b>							

SCORING BY HALVES

Wisconsin	30	27	57
Maryland	38	49	87

2003

(5) UW 81 • (12) Weber St. 74

March 20, 2003 • Spokane, Wash. • Spokane Arena (11,171)

Led by a terrific all-around game from senior Kirk Penney, fifth-seeded Wisconsin defeated No. 12-seed Weber State, 81-74, in the first round of the 2003 NCAA Tournament in Spokane, Wash. Penney scored 21 points and added nine rebounds and five assists while playing all 40 minutes. The Badgers used a 9-0 run to end the half with a 41-26 lead. Wisconsin maintained that advantage most of the second half, leading 70-56 with just over three minutes left. Weber State's Jermaine Boyette scored 10 of his 25 points in the final 42 seconds but WSU could get no closer than five points down the stretch.

WEBER	MP	FG	3P	FT	R	F	A	TO	B	S	TP
Sparrow*	29	5-8	2-5	0-0	4	5	1	2	0	0	12
Ocokoljic*	35	10-21	3-5	3-4	14	4	2	2	0	0	26
Bachmann*	12	1-2	0-0	0-1	0	2	1	0	0	0	0
Boyette*	39	9-21	1-4	6-10	5	2	2	1	0	1	25
Hamilton*	33	1-8	1-6	0-0	4	2	2	2	0	1	3
Danley	20	1-4	0-0	0-0	8	3	0	2	0	0	2
Barton	19	2-6	0-4	0-0	3	4	1	1	0	1	4
Morrison	8	0-1	0-0	0-0	1	0	0	0	0	1	0
Carter	5	0-0	0-0	0-0	0	0	0	0	0	0	0
Eyre	0+	0-0	0-0	0-0	0	0	0	0	0	0	0
team					4						
<b>TOTALS</b>	<b>200</b>	<b>29-71</b>	<b>7-24</b>	<b>9-15</b>	<b>43</b>	<b>20</b>	<b>9</b>	<b>10</b>	<b>0</b>	<b>4</b>	<b>74</b>
		<b>(.408)</b>	<b>(.292)</b>	<b>(.600)</b>							

UW	MP	FG	3P	FT	R	F	A	TO	B	S	TP
Harris*	40	3-6	2-4	6-8	4	1	5	0	1	5	14
Tucker*	22	5-6	0-0	1-2	7	3	2	3	0	0	11
Wilkinson*	38	5-10	0-2	5-9	9	3	2	3	1	1	15
Penney*	40	9-17	3-7	0-1	9	1	5	2	0	1	21
Owens*	21	3-11	1-3	0-0	0	1	1	0	0	0	7
Wade	25	2-3	0-0	1-2	1	4	1	0	0	0	5
Helmigk	11	3-4	0-0	0-0	1	3	0	1	0	0	6
Hanson	3	1-1	0-0	0-0	1	0	0	0	0	0	2
team					2						
<b>TOTALS</b>	<b>200</b>	<b>31-58</b>	<b>6-16</b>	<b>13-22</b>	<b>34</b>	<b>16</b>	<b>16</b>	<b>9</b>	<b>2</b>	<b>7</b>	<b>81</b>
		<b>(.534)</b>	<b>(.375)</b>	<b>(.591)</b>							

SCORING BY HALVES

Weber State	26	48	74
Wisconsin	41	40	81

(5) UW 61 • (13) Tulsa 60

March 22, 2003 • Spokane, Wash. • Spokane Arena (11,271)

Freddie Owens hit a 3-pointer with one second left to cap the greatest comeback in UW history and give Wisconsin a 61-60 win over Tulsa in the second round of the 2003 NCAA Tournament in Spokane, Wash. The Badgers trailed 58-45 with 3:36 remaining before outscoring Tulsa 16-2 the rest of the way. A Devin Harris 3-pointer started an 11-0 UW run that pulled Wisconsin within two with 1:16 left. The teams traded baskets before the Badgers forced Tulsa into a shot clock violation with 12 seconds left. Harris then brought the ball upcourt, came off a high pick, drove to the middle of the lane and found a wide-open Owens on the left baseline. Owens' shot hit nothing but net and gave Wisconsin its first lead since 4:02 remained in the first half.

TULSA	MP	FG	3P	FT	R	F	A	TO	B	S	TP
Davis*	34	4-7	0-0	1-1	9	4	1	3	1	0	9
Johnson*	30	11-18	1-3	0-0	9	3	2	0	1	0	23
Swanson*	38	3-12	0-5	0-0	5	0	4	1	0	0	6
Glenn*	36	0-2	0-0	0-0	6	4	2	3	0	0	0
Parker*	40	6-15	2-3	3-3	2	2	3	2	0	1	17
Ledoux	14	1-2	0-0	0-0	5	1	0	1	1	0	2
Collins	6	0-1	0-0	0-0	0	1	0	0	0	0	0
Price	2	1-2	0-0	1-1	0	1	0	0	0	0	3
team					5						
<b>TOTALS</b>	<b>200</b>	<b>26-59</b>	<b>3-11</b>	<b>5-5</b>	<b>41</b>	<b>16</b>	<b>12</b>	<b>11</b>	<b>3</b>	<b>1</b>	<b>60</b>
		<b>(.441)</b>	<b>(.273)</b>	<b>(1.000)</b>							

UW	MP	FG	3P	FT	R	F	A	TO	B	S	TP
Harris*	38	5-11	2-7	0-1	4	2	3	1	1	2	12
Tucker*	40	3-9	1-3	3-5	6	2	0	1	1	0	10
Wilkinson*	33	7-11	1-2	3-3	8	2	0	1	0	2	18
Penney*	35	2-12	0-5	2-4	5	1	4	2	0	1	6
Owens*	24	2-6	2-4	1-2	0	1	4	0	0	0	7
Wade	21	3-7	0-1	2-2	3	1	0	0	1	0	8
Helmigk	7	0-1	0-0	0-0	1	1	1	0	0	0	0
Hanson	2	0-0	0-0	0-0	0	1	0	0	0	0	0
team					5						
<b>TOTALS</b>	<b>200</b>	<b>22-57</b>	<b>6-22</b>	<b>11-17</b>	<b>32</b>	<b>11</b>	<b>12</b>	<b>5</b>	<b>3</b>	<b>5</b>	<b>61</b>
		<b>(.386)</b>	<b>(.273)</b>	<b>(.647)</b>							

SCORING BY HALVES

Tulsa	32	28	60
Wisconsin	25	36	61

(1) Kentucky 63 • (5) UW 57

March 27, 2003 • Minneapolis, Minn. • HHH Metrodome (28,168)

Playing in front of a very friendly 28,168 fans in Minneapolis, Wisconsin nearly upset the No. 1 team in the country, Kentucky, in the "Sweet 16" of the 2003 NCAA Tournament. The Badgers trailed by just one point after a Mike Wilkinson lay-up with 1:33 left in the game. UK scored seven of the last nine points, however, to thwart the upset bid. In his final game as a Badger, Kirk Penney scored 20 points, including 5-7 shooting from 3-point range. The game was close throughout as neither team led by more than seven points (UW 15-8 at the 11:19 mark of the first half and UK 62-55 with 11 seconds left).

UW	MP	FG	3P	FT	R	F	A	TO	B	S	TP
Harris*	36	6-9	1-2	2-3	3	4	4	4	0	3	15
Tucker*	36	1-4	0-1	2-2	7	3	0	2	0	1	4
Wilkinson*	35	4-11	1-5	4-7	3	5	1	2	0	2	13
Penney*	40	6-12	5-7	3-4	6	2	3	4	0	0	20
Owens*	27	1-8	0-5	0-0	2	2	0	1	0	0	2
Wade	18	1-1	1-1	0-0	2	0	1	2	0	1	3
Mader	5	0-0	0-0	0-0	1	4	0	0	1	0	0
Helmigk	3	0-0	0-0	0-0	0	0	0	0	0	0	0
team					2						
<b>TOTALS</b>	<b>200</b>	<b>19-45</b>	<b>8-21</b>	<b>11-16</b>	<b>26</b>	<b>20</b>	<b>9</b>	<b>15</b>	<b>1</b>	<b>7</b>	<b>57</b>
		<b>(.422)</b>	<b>(.381)</b>	<b>(.688)</b>							

KENT	MP	FG	3P	FT	R	F	A	TO	B	S	TP
Daniels*	32	2-3	0-0	5-6	6	1	2	3	0	0	9
Estill*	32	12-18	0-0	4-10	6	3	0	1	1	0	28
Hayes*	28	2-5	0-0	0-0	7	2	0	2	1	3	4
Bogans*	15	2-6	1-2	0-0	2	0	1	1	1	1	5
Fitch*	31	3-7	0-1	1-2	1	2	1	2	0	0	7
Hawkins	28	1-4	0-1	2-2	1	3	2	3	1	4	4
Barbour	15	0-2	0-0	2-2	2	0	1	1	0	1	2
Camara	10	2-2	0-0	0-2	3	3	1	0	0	0	4
Azubuike	9	0-2	0-1	0-0	0	3	1	1	0	1	0
team					4						
<b>TOTALS</b>	<b>200</b>	<b>24-49</b>	<b>1-5</b>	<b>14-24</b>	<b>33</b>	<b>17</b>	<b>9</b>	<b>14</b>	<b>4</b>	<b>10</b>	<b>63</b>
		<b>(.490)</b>	<b>(.200)</b>	<b>(.583)</b>							

SCORING BY HALVES

Wisconsin	28	29	57
Kentucky	32	31	63

# 2004

## (6) UW 76 • (11) Richmond 64

**March 19, 2004 • Milwaukee, Wis. • Bradley Center (18,866)**

Trailing by 13 points with 13:16 to play in the game, Wisconsin went on one of the great runs in school history. The Badgers outscored Richmond 36-8 the rest of the way, at one point scoring on 19 straight possessions. Included in those 19 possessions were five 3-pointers. After a Mike Wilkinson jumper, the Badgers hit three consecutive 3-pointers (Wilkinson, Devin Harris and Boo Wade) to cut Richmond's lead to four. After a Spider bucket, four UW free throws cut the lead to two. Clayton Hanson then hit a 3-pointer to give the Badgers their first lead since midway through the first half. Richmond answered but Wilkinson's trey with 7:15 remaining began a 14-0 UW run that put the game away.

RICH	MP	FG	3P	FT	R	F	A	TO	B	S	TP
Scott*	26	4-11	1-2	3-4	7	4	4	2	0	1	12
Skrocki*	34	4-14	2-7	2-4	0	2	4	3	0	2	12
Steeberge* 14	2-3	0-0	1-3	4	2	0	0	0	1	5	
Dobbins*	34	4-7	0-0	1-2	5	1	4	3	0	2	9
Brown*	28	3-5	3-4	0-0	2	2	1	2	0	1	9
Bucknor	24	3-4	1-2	0-0	3	2	1	0	1	7	
Moliva	13	1-3	0-0	0-0	2	2	0	1	0	0	2
Zwayer	13	3-4	0-0	0-0	1	1	0	2	1	0	6
O'Malley	7	0-0	0-0	0-0	1	1	0	0	2	0	0
Merritt	6	1-3	0-1	0-0	0	1	2	0	0	0	2
Thomas	1	0-0	0-0	0-0	0	0	0	0	0	0	0
team											4
<b>TOTALS</b>	<b>200</b>	<b>25-54</b>	<b>7-16</b>	<b>7-13</b>	<b>29</b>	<b>19</b>	<b>17</b>	<b>14</b>	<b>3</b>	<b>8</b>	<b>64</b>
		<b>(.463)</b>	<b>(.438)</b>	<b>(.538)</b>							

UW	MP	FG	3P	FT	R	F	A	TO	B	S	TP
Wilkinson*	35	5-10	2-3	6-8	5	1	2	1	2	1	18
Mader*	7	0-1	0-0	0-0	2	2	0	0	0	0	0
Wade*	37	6-9	1-3	3-3	3	2	4	5	0	2	16
Owens*	25	4-8	1-3	1-2	0	0	1	0	0	1	10
Harris*	36	2-6	1-4	6-8	3	4	6	2	0	2	11
Morley	25	4-8	0-0	1-1	9	1	0	1	1	1	9
Hanson	19	2-5	2-4	1-2	2	0	0	0	0	0	7
Nixon	12	2-3	1-1	0-0	2	0	1	0	0	0	5
Ukawuba	3	0-1	0-0	0-0	0	1	0	0	0	0	0
Taylor	1	0-0	0-0	0-0	0	0	0	0	0	0	0
team											3
<b>TOTALS</b>	<b>200</b>	<b>25-51</b>	<b>8-18</b>	<b>18-24</b>	<b>29</b>	<b>11</b>	<b>14</b>	<b>9</b>	<b>3</b>	<b>7</b>	<b>76</b>
		<b>(.490)</b>	<b>(.444)</b>	<b>(.750)</b>							

### SCORING BY HALVES

Richmond	32	32	64
Wisconsin	25	51	76

## (3) Pittsburgh 59 • (6) UW 55

**March 21, 2004 • Milwaukee, Wis. • Bradley Center (18,866)**

In a game that included 10 ties and 11 lead changes, Pittsburgh scored seven of the final 10 points to hold on for a 59-55 win and advance to the 2004 "Sweet 16." Neither team led by more than seven points. Mike Wilkinson hit a pair of free throws with 3:03 remaining to tie the game for the 10th and final time. After a Pittsburgh turnover, Devin Harris missed a 3-pointer. Pitt's Carl Krauser then made a jumper for a two-point lead. UW got two cracks at the other end, with Boo Wade and Harris both missing jumpers. Krauser missed on Pitt's next possession but Jaron Brown grabbed an offensive rebound and was fouled. He hit both free throws. Wade hit a trey for UW with 21 seconds left to cut the lead to one. After a pair of free throws by Krauser, Pitt denied the Badgers a look at a 3-pointer and when Zach Morley's jumper rimmed out, the Panthers had the win.

UW	MP	FG	3P	FT	R	F	A	TO	B	S	TP
Wilkinson*	39	2-8	0-0	5-5	6	3	0	2	2	2	9
Mader*	10	0-2	0-0	1-2	1	3	0	1	0	0	1
Wade*	32	3-8	1-2	2-2	4	4	1	1	0	0	9
Owens*	10	0-2	0-0	0-0	1	2	0	0	1	0	0
Harris*	38	7-14	5-10	2-2	7	2	4	6	0	0	21
Hanson	30	1-4	1-4	0-2	3	4	2	1	0	1	3
Morley	30	4-9	1-2	3-4	9	1	2	2	0	1	12
Nixon	10	0-0	0-0	0-0	0	1	0	0	0	0	0
Ukawuba	1	0-1	0-0	0-0	0	0	0	0	0	0	0
team											0
<b>TOTALS</b>	<b>200</b>	<b>17-48</b>	<b>8-18</b>	<b>13-17</b>	<b>31</b>	<b>20</b>	<b>9</b>	<b>13</b>	<b>3</b>	<b>4</b>	<b>55</b>
		<b>(.354)</b>	<b>(.444)</b>	<b>(.765)</b>							

PITT	MP	FG	3P	FT	R	F	A	TO	B	S	TP
Troutman*	34	3-7	0-1	3-3	14	1	2	1	2	1	9
Taft*	29	4-8	0-0	0-0	4	4	1	0	0	0	8
Page*	36	5-15	2-4	0-0	4	2	1	2	0	2	12
Brown*	37	2-7	0-1	4-5	6	3	2	2	0	1	8
Krauser*	39	4-14	0-3	8-10	8	4	3	3	0	2	16
McCarroll	17	3-7	0-1	0-1	2	1	1	0	1	0	6
Graves	5	0-1	0-0	0-0	1	2	0	0	0	1	0
Demetris	3	0-0	0-0	0-0	0	0	0	0	0	0	0
team											1
<b>TOTALS</b>	<b>200</b>	<b>21-59</b>	<b>2-10</b>	<b>15-19</b>	<b>40</b>	<b>17</b>	<b>10</b>	<b>9</b>	<b>3</b>	<b>7</b>	<b>59</b>
		<b>(.356)</b>	<b>(.200)</b>	<b>(.789)</b>							

### SCORING BY HALVES

Wisconsin	26	29	55
Pittsburgh	26	33	59

2005

(6) UW 57 • (11) Northern Iowa 52

March 18, 2005 • Oklahoma City, Okla. • Ford Center (18,567)

No. 6 seed Wisconsin got a combined 31 points from point guards Sharif Chambliss and Kamrron Taylor as they held off a pesky Northern Iowa (No. 11 seed) team to win 57-52 in the first round of the 2005 NCAA Tournament in Oklahoma City. The Badgers never trailed in the game and led by as many as 16 points in the first half. With 4:08 remaining in the game, UNI's Chris Foster hit a 3-pointer to cut UW's lead to 51-48. Northern Iowa would not score again until four seconds remained, and Taylor hit a jumper in the final minute to give the Badgers some breathing room. Wisconsin's first 15 points came off 3-pointers, and 11 of UW's 20 field goals were treys.

N. IOWA	MP	FG	3P	FT	R	F	A	TO	B	S	TP
Stout*	35	3-7	0-1	2-2	8	1	1	0	1	1	8
Coleman*	33	4-8	0-0	0-2	10	3	1	1	1	1	8
Crawford*	37	6-14	0-5	1-1	10	3	1	1	0	1	13
Jacobson*	38	8-18	3-7	1-3	3	1	3	4	0	0	20
Foster*	24	1-4	1-2	0-0	1	3	1	2	0	0	3
Little	12	0-0	0-0	0-0	0	2	0	0	0	0	0
McKowen	11	0-2	0-2	0-0	0	2	1	0	0	1	0
Godfred	5	0-0	0-0	0-0	0	0	0	0	0	0	0
Schmidt	5	0-0	0-0	0-0	0	0	0	0	0	0	0
team									3		
<b>TOTALS</b>	<b>200</b>	<b>22-53</b>	<b>4-17</b>	<b>4-8</b>	<b>35</b>	<b>15</b>	<b>8</b>	<b>8</b>	<b>2</b>	<b>4</b>	<b>52</b>
		(.415)	(.235)	(.500)							

UW	MP	FG	3P	FT	R	F	A	TO	B	S	TP
Tucker*	35	2-8	0-3	2-2	5	1	2	3	0	0	6
Wilkinson*	32	3-6	1-3	0-2	11	1	3	2	0	0	7
Morley*	28	0-3	0-1	0-0	4	4	6	1	1	1	0
Chambliss*	26	5-11	5-10	0-0	3	1	0	1	0	1	15
Hanson*	30	2-5	2-3	0-0	3	1	1	0	0	0	6
Taylor	20	5-9	2-5	4-6	0	1	2	1	0	1	16
Nixon	10	1-2	1-1	0-0	1	0	0	0	1	0	3
Helmigk	8	2-3	0-0	0-0	0	2	0	0	0	0	4
Butch	6	0-0	0-0	0-0	0	2	0	0	0	0	0
Flowers	5	0-1	0-0	0-0	1	0	0	0	0	0	0
team									2		
<b>TOTALS</b>	<b>200</b>	<b>20-48</b>	<b>11-26</b>	<b>6-10</b>	<b>30</b>	<b>13</b>	<b>14</b>	<b>8</b>	<b>2</b>	<b>3</b>	<b>57</b>
		(.417)	(.423)	(.600)							

SCORING BY HALVES

Northern Iowa	22	30	52
Wisconsin	30	27	57

(6) UW 71 • (14) Bucknell 62

March 20, 2005 • Oklahoma City, Okla. • Ford Center (18,567)

Behind 55 points and 24 rebounds from its starting front-court, Wisconsin defeated No. 14 seed Bucknell 71-62 in Oklahoma City. The Badgers, who led by as many as 13 points in the first half, trailed for the first time in the game when Bucknell's Donald Brown scored to make it 44-43 with 10:20 remaining. Two minutes later, Zach Morley scored off a tip-in to give UW a lead it would never relinquish. That started a 17-5 UW run. Mike Wilkinson and Alando Tucker combined for 13 points during that run.

Bucknell	MP	FG	3P	FT	R	F	A	TO	B	S	TP
Mastropalo*	16	0-1	0-0	0-0	0	4	0	2	0	0	0
Lee*	34	4-13	0-3	0-0	7	5	1	1	0	2	8
McNaughton*	31	10-14	0-1	3-4	4	2	1	2	1	1	23
Badmus*	32	1-2	1-1	2-2	2	3	4	2	0	0	5
Bettencourt*	31	1-9	1-6	0-0	2	4	6	3	0	0	3
Niesz	20	1-1	0-0	3-3	4	2	0	0	1	0	5
Brown	17	3-6	0-0	0-0	4	2	0	0	0	0	6
Griffin	12	2-3	2-3	3-3	1	2	1	0	0	1	9
Clark	4	0-0	0-0	0-0	0	0	0	0	0	0	0
McClymont	3	0-0	0-0	0-2	2	0	0	0	0	0	0
Mack	0+	0-0	0-0	0-0	0	0	0	0	0	0	0
Morrison	0+	0-0	0-0	0-0	1	0	0	0	0	0	0
Thomas	0+	1-1	1-1	0-0	0	0	0	0	0	0	3
TEAM										2	
<b>TOTALS</b>	<b>200</b>	<b>23-50</b>	<b>5-15</b>	<b>11-14</b>	<b>29</b>	<b>24</b>	<b>13</b>	<b>10</b>	<b>2</b>	<b>4</b>	<b>62</b>
		(.460)	(.333)	(.786)							

UW	MP	FG	3P	FT	R	F	A	TO	B	S	TP
Tucker*	36	1-6	0-1	15-18	7	0	3	2	0	0	17
Morley*	30	6-7	3-4	0-0	8	3	1	1	0	1	15
Wilkinson*	38	9-15	0-0	5-7	9	2	1	1	1	3	23
Chambliss*	24	2-6	1-4	0-0	1	3	4	0	0	0	5
Hanson*	33	2-5	2-4	2-4	0	1	1	0	0	0	8
Taylor	28	1-6	1-4	0-0	0	1	3	2	0	1	3
Nixon	4	0-0	0-0	0-0	0	1	0	1	0	0	0
Butch	3	0-1	0-0	0-0	0	0	0	0	0	0	0
Flowers	2	0-0	0-0	0-0	0	0	0	0	0	0	0
Helmigk	2	0-0	0-0	0-0	0	1	1	0	0	0	0
Bronson	0+	0-0	0-0	0-0	0	0	0	0	0	0	0
Chappell	0+	0-0	0-0	0-0	0	0	0	0	0	0	0
Stiemsma	0+	0-0	0-0	0-0	0	0	0	0	0	0	0
team									5		
<b>TOTALS</b>	<b>200</b>	<b>21-46</b>	<b>7-17</b>	<b>22-29</b>	<b>30</b>	<b>12</b>	<b>14</b>	<b>7</b>	<b>1</b>	<b>5</b>	<b>71</b>
		(.457)	(.412)	(.759)							

SCORING BY HALVES

Bucknell	29	33	62
Wisconsin	35	36	71

(6) UW 65 • (10) NC State 56

March 25, 2005 • Syracuse, N.Y. • Carrier Dome  
(30,713)

Wisconsin overcame a nine-point halftime deficit to defeat 10th-seeded NC State in the Sweet 16 in Syracuse, N.Y. The Badgers opened the second half with a 13-4 run, making three 3-pointers after not hitting one in the first half. After Engin Astur gave NC State a 37-34 lead, UW went on a 13-0 run with Alando Tucker scoring 10 of those points. NC State never got closer than four points the rest of the way. After shooting just .389 from the field in the first half, the Badgers were 14-of-24 (.583) in the second stanza.

NC ST.	MP	FG	3P	FT	R	F	A	TO	B	S	TP
Hodge*	36	4-16	0-2	6-8	5	3	5	3	0	2	14
Brackman*	14	0-1	0-0	0-0	2	5	0	2	1	0	0
Evtimov*	38	2-10	2-7	2-2	4	4	3	5	0	3	8
Bennerman*	31	4-6	2-3	0-1	3	3	1	0	0	0	10
Atsur*	40	6-12	4-8	0-0	4	4	3	0	0	4	16
Collins	19	1-1	1-1	0-0	2	2	0	2	1	0	3
Grant	11	1-3	0-1	0-0	0	3	0	1	0	0	2
Simmons	9	1-1	0-0	1-2	1	1	0	0	3	0	3
Bethel	2	0-0	0-0	0-0	0	0	0	0	0	0	0
team					4						
<b>TOTALS</b>	<b>200</b>	<b>19-50</b>	<b>9-22</b>	<b>9-13</b>	<b>21</b>	<b>25</b>	<b>12</b>	<b>13</b>	<b>5</b>	<b>9</b>	<b>56</b>
		<b>(.380)</b>	<b>(.409)</b>	<b>(.692)</b>							

UW	MP	FG	3P	FT	R	F	A	TO	B	S	TP
Tucker*	39	9-17	0-2	4-6	1	1	1	3	0	1	22
Morley*	35	3-5	0-0	4-5	8	3	2	2	0	1	10
Wilkinson*	31	5-8	0-0	7-8	5	3	1	5	0	0	17
Chambless*	30	2-4	2-4	1-2	7	0	1	3	0	0	7
Hanson*	32	2-5	2-4	0-0	3	1	2	0	0	0	6
Taylor	11	0-2	0-0	1-2	3	0	0	1	0	0	1
Nixon	8	0-0	0-0	0-0	2	0	0	0	0	0	0
Chappell	6	0-0	0-0	0-0	1	1	0	2	0	0	0
Helmigk	5	0-1	0-0	2-2	1	1	0	2	0	0	2
Butch	3	0-0	0-0	0-0	0	2	0	0	0	0	0
team					6						
<b>TOTALS</b>	<b>200</b>	<b>21-42</b>	<b>4-10</b>	<b>19-25</b>	<b>35</b>	<b>14</b>	<b>7</b>	<b>18</b>	<b>0</b>	<b>2</b>	<b>65</b>
		<b>(.500)</b>	<b>(.400)</b>	<b>(.760)</b>							

SCORING BY HALVES

N.C. State	30	26	56
Wisconsin	21	44	65

(1) North Carolina 88 • (6) UW 82

March 25, 2005 • Syracuse, N.Y. • Carrier Dome  
(30,123)

In an exciting, down-to-the-wire game, Wisconsin fell to No. 1 seed and eventual national champion North Carolina, 88-82, in the Syracuse Regional Final. After trailing most of the first half, UW went on an 11-0 run to go into halftime tied at 44-44. Alando Tucker scored the first five points of the second half to give Wisconsin a 49-44 lead with 17:42 left. UNC then unleashed a 14-0 run to open up a nine-point lead. The Badgers would not go away, though, three times cutting the Tar Heel lead to one point. UW trailed by three after Kamron Taylor hit a 3-pointer with 56 seconds left but North Carolina made 7-of-8 free throws down the stretch to advance to the Final Four. Wisconsin's Alando Tucker and Clayton Hanson were both named to the Syracuse Regional All-Tournament team.

UW	MP	FG	3P	FT	R	F	A	TO	B	S	TP
Tucker*	33	9-17	0-4	7-9	2	4	2	0	0	1	25
Morley*	20	0-1	0-0	0-0	3	3	3	2	0	1	0
Wilkinson*	39	5-11	1-2	0-0	7	4	5	3	0	2	11
Chambless*	26	3-7	3-6	0-0	3	2	4	2	0	0	9
Hanson*	32	5-8	5-8	0-0	2	0	1	1	0	1	15
Taylor	28	6-12	2-3	4-4	3	2	1	2	0	0	18
Nixon	6	1-2	0-0	0-0	1	2	0	1	0	0	2
Flowers	5	0-1	0-1	0-0	2	0	0	0	0	0	0
Butch	4	0-0	0-0	0-0	1	0	0	0	0	0	0
Helmigk	4	0-1	0-0	0-0	1	0	1	0	0	0	0
Stiemsma	3	1-1	0-0	0-0	0	0	0	0	0	0	2
team					4						
<b>TOTALS</b>	<b>200</b>	<b>30-61</b>	<b>11-24</b>	<b>11-13</b>	<b>29</b>	<b>17</b>	<b>17</b>	<b>12</b>	<b>0</b>	<b>5</b>	<b>82</b>
		<b>(.492)</b>	<b>(.458)</b>	<b>(.846)</b>							

UNC	MP	FG	3P	FT	R	F	A	TO	B	S	TP
J. Williams*	21	3-6	0-3	0-0	2	0	1	0	1	0	6
McCants*	31	8-17	3-6	2-4	4	2	4	0	1	0	21
May*	34	13-19	0-0	3-4	12	2	2	1	2	0	29
Felton*	33	5-11	1-5	6-6	5	2	7	3	1	0	17
Manuel*	27	2-2	0-0	0-0	2	3	1	1	0	3	4
M. Williams	21	1-6	0-1	4-4	3	2	1	1	0	2	6
Noel	16	1-2	0-0	0-0	3	3	1	1	0	0	2
Scott	15	1-1	1-1	0-0	0	1	1	2	0	0	3
Thomas	2	0-0	0-0	0-0	0	0	1	0	0	0	0
team					2						
<b>TOTALS</b>	<b>200</b>	<b>34-64</b>	<b>5-16</b>	<b>15-18</b>	<b>33</b>	<b>15</b>	<b>19</b>	<b>9</b>	<b>5</b>	<b>5</b>	<b>88</b>
		<b>(.531)</b>	<b>(.313)</b>	<b>(.833)</b>							

SCORING BY HALVES

Wisconsin	44	38	82
North Carolina	44	44	88

## 2006

(8) Arizona 94 • (9) UW 75

**March 17, 2006 • Philadelphia, PA • Wachovia Center (19,990)**

The ninth-seeded Wisconsin Badgers fell behind early, 24-8, and never recovered in a 94-75 loss to No. 8-seed Arizona in a first-round NCAA Tournament game at the Wachovia Center. UW got 19 points from Alando Tucker, 12 points from Kammron Taylor and 11 points from Michael Flowers. Arizona's Hassan Adams led all scorers with 21 points. The Wildcats shot a season-high 59.3 percent from the field, made 50 percent (5 of 10) of their 3-point attempts and connected on 19 of 23 (82.6 percent) free throw tries. Arizona also held a 36-27 rebounding advantage, totaled nine steals and committed only nine turnovers. Wisconsin knocked down 10 3-pointers, including six in the second half, but couldn't get within single digits of the Wildcats.

UW	MP	FG	3P	FT	R	F	A	TO	B	S	TP
Butch*	19	1-4	0-2	4-4	1	5	2	0	0	1	6
Tucker*	37	5-15	1-1	8-14	4	0	2	2	0	1	19
Chappell*	19	4-6	0-0	0-0	2	3	1	2	0	0	8
Nixon*	22	2-4	2-3	0-0	5	1	2	0	1	0	6
Taylor*	31	4-11	4-7	0-0	0	0	4	3	0	1	12
Flowers	29	4-8	2-4	1-1	2	2	4	2	1	1	11
Krabbenhoft	25	3-6	1-2	2-3	4	2	4	1	0	0	9
Gullikson	14	2-4	0-0	0-0	2	3	0	0	1	0	4
Bronson	2	0-0	0-0	0-0	0	1	0	0	0	0	0
Barry	1	0-0	0-0	0-0	0	0	0	0	0	0	0
Cain	1	0-0	0-0	0-0	0	0	0	0	0	0	0
team											7
<b>Totals</b>	<b>200</b>	<b>25-58</b>	<b>10-20</b>	<b>15-22</b>	<b>27</b>	<b>17</b>	<b>19</b>	<b>10</b>	<b>3</b>	<b>4</b>	<b>75</b>
		<b>(.431)</b>	<b>(.500)</b>	<b>(.682)</b>							

ARIZONA	MP	FG	3P	FT	R	F	A	TO	B	S	TP
Williams*	29	3-10	1-3	3-3	7	2	2	1	2	3	10
Radenovic*	34	8-12	0-1	2-2	7	3	2	3	1	0	18
Walters*	16	2-2	0-0	2-2	2	4	0	1	1	2	6
Shakur*	37	6-13	3-5	2-4	5	1	9	2	1	2	17
Adams*	23	10-14	0-0	1-2	2	3	3	0	0	1	21
Brielmaier	25	3-3	0-0	4-4	8	2	0	0	0	0	10
Dillon	15	0-1	0-0	2-2	0	1	2	0	0	0	2
Rodgers	13	2-2	1-1	3-4	2	2	0	1	0	1	8
Onobun	5	0-1	0-0	0-0	2	1	0	1	1	0	0
Bagga	1	1-1	0-0	0-0	0	0	0	0	0	0	2
Prince	1	0-0	0-0	0-0	0	0	0	0	0	0	0
Tangara	1	0-0	0-0	0-0	1	0	1	0	0	0	0
team											0
<b>Totals</b>	<b>200</b>	<b>35-59</b>	<b>5-10</b>	<b>19-23</b>	<b>36</b>	<b>19</b>	<b>19</b>	<b>9</b>	<b>6</b>	<b>9</b>	<b>94</b>
		<b>(.593)</b>	<b>(.500)</b>	<b>(.826)</b>							

**SCORING BY HALVES**

Wisconsin	34	41	75
Arizona	46	48	94

## 2007

(2) UW 76 • (15) Texas AM-C.C. 63

**March 16, 2007 • Chicago, IL • United Center (18,237)**

No. 2 seed Wisconsin overcame a slow start, scoring 57 points in the second half, to knock off 15th-seeded Texas A&M-Corpus Christi at the United Center. The Islanders jumped out to a 10-0 lead and led by as many as 18 points in the first half. TAMU-CC still held a 12-point lead with 14:41 left in the game before UW started its decisive rally. The Badgers scored 48 points in the final 14-plus minutes with Kammron Taylor scoring all 24 of his points during that stretch. At one point, Taylor scored 14 straight points for UW. He led all scorers while Alando Tucker chipped in with 23.

UW	MP	FG	3P	FT	R	F	A	TO	B	S	TP
Landry*	23	2-3	0-0	3-4	7	3	0	0	1	2	7
Tucker*	35	6-17	2-4	9-10	5	4	1	0	0	0	23
Chappell*	11	0-1	0-0	0-0	2	4	1	1	0	2	0
Flowers*	20	1-4	0-2	2-3	6	3	1	2	1	1	4
Taylor*	38	7-15	3-8	7-9	1	0	3	2	0	2	24
Bohannon	26	3-8	2-5	2-2	0	2	3	1	1	1	10
Krabbenhoft	19	2-2	0-0	0-0	2	2	1	1	0	0	4
Stiemsma	17	1-3	0-0	2-2	6	3	3	1	1	0	3
Hughes	8	0-1	0-1	0-0	2	0	0	1	0	0	0
Bronson	1	0-0	0-0	0-0	0	0	0	0	0	0	0
Cain	1	0-0	0-0	0-0	0	0	0	0	0	0	0
Gullikson	1	0-1	0-0	0-0	0	0	0	0	0	0	0
team											3
<b>Totals</b>	<b>200</b>	<b>22-55</b>	<b>7-20</b>	<b>25-30</b>	<b>21</b>	<b>21</b>	<b>13</b>	<b>10</b>	<b>4</b>	<b>8</b>	<b>76</b>
		<b>(.400)</b>	<b>(.350)</b>	<b>(.833)</b>							

TAM-CC	MP	FG	3P	FT	R	F	A	TO	B	S	TP
Menifee*	24	2-4	0-1	0-2	4	4	4	1	1	0	4
Engelken*	19	2-2	0-0	2-2	1	3	2	1	0	0	6
Daniels*	34	7-14	1-3	5-6	9	3	0	4	4	1	20
Ervin*	29	2-4	1-1	0-0	5	2	3	4	0	0	5
Mitchell*	30	3-8	3-4	2-4	3	5	7	4	0	2	11
Smith	22	1-3	0-0	2-2	6	4	0	3	0	1	4
Washington	20	2-5	1-2	2-4	1	2	0	0	0	0	7
Johnson	10	1-3	0-0	2-3	0	1	0	0	0	0	4
Slatnick	8	0-3	0-1	2-2	1	1	0	0	0	0	2
Nelson	4	0-0	0-0	0-0	0	1	0	0	0	0	1
team											4
<b>Totals</b>	<b>200</b>	<b>20-46</b>	<b>6-12</b>	<b>17-25</b>	<b>34</b>	<b>26</b>	<b>16</b>	<b>17</b>	<b>5</b>	<b>5</b>	<b>63</b>
		<b>(.435)</b>	<b>(.500)</b>	<b>(.680)</b>							

**SCORING BY HALVES**

Texas A&M-C.C.	27	36	63
Wisconsin	19	57	76



(7) UNLV 74 • (2) UW 68

March 18, 2007 • Chicago, IL • United Center (20,916)

Wisconsin's record-setting season came to a close with a 74-68 loss to No. 7 seed UNLV. The Badgers again started slowly, only to rally in the second half. UW trailed by as many as 13 points but used a 16-2 run to take a 53-48 lead with 8:19 left in the game. UNLV's Kevin Kruger got hot after that, though, scoring 12 points in a span of 4:27 to lead UNLV to the win. Kammron Taylor again led all scorers with 24 points, including 19 in the second half. UNLV's Wendell White finished with 22 points as the Runnin' Rebels connected on 10-of-20 3-pointers.

UW	MP	FG	3P	FT	R	F	A	TO	B	S	TP
Landry*	27	2-6	0-1	0-0	3	3	2	2	1	2	4
Tucker*	39	4-11	1-6	8-13	7	1	3	0	0	1	17
Chappell*	18	2-3	0-0	0-0	2	1	1	0	0	1	4
Flowers*	19	3-5	0-1	3-4	3	5	3	2	0	1	9
Taylor*	36	6-16	3-10	9-9	2	2	2	3	0	0	24
Bohannon	30	3-6	1-3	0-0	6	2	1	1	0	1	7
Krabbenhof	16	0-3	0-0	0-0	4	5	1	0	0	0	0
Stiemsma	8	1-1	0-0	1-1	1	2	1	0	0	0	3
Hughes	7	0-0	0-0	0-0	0	0	0	0	0	0	0
Gullikson	1	0-1	0-0	0-0	0	0	0	0	0	0	0
team					3						
<b>Totals</b>	<b>200</b>	<b>21-51</b>	<b>5-21</b>	<b>21-27</b>	<b>31</b>	<b>21</b>	<b>14</b>	<b>8</b>	<b>0</b>	<b>6</b>	<b>68</b>
		<b>(.412)</b>	<b>(.238)</b>	<b>(.778)</b>							

UNLV	MP	FG	3P	FT	R	F	A	TO	B	S	TP
Essengue*	29	3-6	0-0	3-3	9	4	0	3	0	1	9
Adams*	27	3-10	3-6	0-0	2	2	0	1	0	1	9
Kruger*	37	4-10	4-9	4-5	6	0	7	0	1	0	16
Umeh*	37	2-6	1-3	2-2	7	4	3	2	0	0	7
White*	29	8-12	0-0	6-6	3	2	1	1	1	1	22
Terry	13	2-3	1-1	1-4	0	3	1	1	0	0	6
Anthony	11	1-3	0-0	0-0	2	3	1	1	0	0	6
Darger	9	1-2	1-1	0-0	0	3	0	0	0	0	3
Bailey	3	0-0	0-0	0-0	0	1	0	0	0	0	0
Lawrence	3	0-0	0-0	0-0	1	0	0	0	0	0	0
Rougeau	2	0-0	0-0	0-0	0	0	0	0	0	0	0
team					3						
<b>Totals</b>	<b>200</b>	<b>24-52</b>	<b>10-20</b>	<b>16-20</b>	<b>33</b>	<b>22</b>	<b>14</b>	<b>8</b>	<b>2</b>	<b>3</b>	<b>74</b>
		<b>(.462)</b>	<b>(.500)</b>	<b>(.800)</b>							

SCORING BY HALVES

UNLV	39	35	74
Wisconsin	27	41	68

2008

(3) UW 71 • (14) Cal St. Fullerton 56

March 20, 2008 • Omaha, NE • Qwest Center (17,162)

As a No. 3 seed, Wisconsin opened up the 2008 NCAA Tournament with a 71-56 win over 14th-seeded Cal State Fullerton behind double-digit scoring from Brian Butch (14), Joe Krabbenhof (13) and Jason Bohannon (13). The Titans gave the Badgers a good fight in the first half, entering the locker room only trailing 30-28. Wisconsin opened up the second half with a little run, and by the 10-minute mark, was up 52-40. The Badgers out-rebounded the Titans 50-27 and held them to only 36 percent shooting even though Josh Akognon scored a game-high 31 points. UW tied the school record of 30 wins set in 2007.

UW	MP	FG	3P	FT	R	F	A	TO	B	S	TP
Landry*	34	3-11	0-1	2-2	12	1	1	1	2	1	8
Krabbenhof*	31	5-7	1-1	2-2	9	2	0	5	2	0	13
Butch*	29	7-14	0-1	0-3	9	0	1	3	1	0	14
Hughes*	23	2-6	0-3	4-7	2	3	4	3	0	4	8
Flowers*	39	3-10	1-5	2-3	6	3	4	2	0	2	9
Bohannon	33	2-7	1-5	8-8	3	0	2	1	0	0	13
Stiemsma	8	3-4	0-0	0-0	4	2	1	1	2	1	6
Bronson	1	0-0	0-0	0-0	1	0	0	0	0	0	0
Jarmusz	1	0-0	0-0	0-0	1	0	0	0	0	0	0
Leuer	1	0-0	0-0	0-0	0	0	0	0	0	0	0
team					3					1	
<b>Totals</b>	<b>200</b>	<b>25-59</b>	<b>3-16</b>	<b>18-25</b>	<b>50</b>	<b>11</b>	<b>13</b>	<b>17</b>	<b>7</b>	<b>8</b>	<b>71</b>
		<b>(.424)</b>	<b>(.188)</b>	<b>(.720)</b>							

CSF	MP	FG	3P	FT	R	F	A	TO	B	S	TP
Cutley*	35	3-9	1-2	2-4	3	2	4	0	0	0	9
Robinson*	23	5-11	1-2	0-0	3	5	2	2	0	0	11
Morgan*	25	1-3	0-0	0-0	2	4	0	2	0	0	2
Akognon*	37	11-23	5-12	4-5	8	2	0	3	0	3	31
Reed*	27	1-3	0-0	1-4	2	4	3	0	0	3	3
Crenshaw	17	0-3	0-3	0-0	0	2	0	1	0	0	0
Lassiter	16	0-3	0-2	0-0	0	2	0	1	0	2	0
Green	15	0-2	0-0	0-0	2	2	0	0	0	1	0
Alexander	4	0-1	0-0	0-0	0	2	0	1	0	0	0
Lima	1	0-0	0-0	0-0	0	0	0	0	0	0	0
team					7						
<b>Totals</b>	<b>200</b>	<b>21-58</b>	<b>7-21</b>	<b>7-13</b>	<b>27</b>	<b>25</b>	<b>7</b>	<b>14</b>	<b>0</b>	<b>9</b>	<b>56</b>
		<b>(.362)</b>	<b>(.333)</b>	<b>(.538)</b>							

SCORING BY HALVES

Cal State Fullerton	28	28	56
Wisconsin	30	41	71

(3) UW 72 • (11) Kansas State 55

March 22, 2008 • Omaha, NE • Qwest Center (17,162)

Wisconsin advanced to the Sweet Sixteen for the fourth time in school history as it defeated the No. 11 seed Kansas State in the second round. Trevon Hughes matched a career-high 25 points, while Greg Stiemsma scored a career-high 14 points and grabbed seven rebounds as he shut down KSU freshman phenom Michael Beasley in the second half and the Badgers set a program record with their 31st win. Michael Flowers quietly tallied 15 points and the Badger defense held the Wildcats without a 3-pointer (0-13) for the first time in 348 games.

UW	MP	FG	3P	FT	R	F	A	TO	B	S	TP
Landry*	24	0-0	0-0	2-4	0	3	2	2	0	1	2
Krabbenhoft*	31	1-5	0-2	0-0	5	3	0	1	0	0	2
Butch*	23	3-7	1-3	2-4	4	3	0	0	0	0	9
Hughes*	36	8-14	4-9	5-8	2	3	3	1	0	1	25
Flowers*	33	5-6	3-3	2-2	5	3	4	5	0	1	15
Bohannon	32	1-4	1-4	2-3	1	0	1	1	0	0	5
Stiemsma	14	6-9	0-0	2-3	7	3	0	0	0	0	14
Jarmusz	3	0-1	0-1	0-0	0	0	0	0	0	0	0
Bronson	1	0-0	0-0	0-0	0	0	0	0	0	0	0
Leuer	1	0-0	0-0	0-0	0	0	0	0	0	0	0
Nankivil	1	0-0	0-0	0-0	0	0	0	0	0	0	0
Valentyn team	1	0-0	0-0	0-0	0	0	0	0	0	0	0
<b>Totals</b>	<b>200</b>	<b>24-46</b>	<b>9-22</b>	<b>15-24</b>	<b>26</b>	<b>18</b>	<b>10</b>	<b>10</b>	<b>0</b>	<b>3</b>	<b>72</b>
		<b>(.522)</b>	<b>(.409)</b>	<b>(.625)</b>							

KSU	MP	FG	3P	FT	R	F	A	TO	B	S	TP
Walker*	28	7-11	0-2	4-4	6	5	0	2	0	0	18
Sutton*	11	0-1	0-1	2-2	2	2	0	0	1	0	2
Beasley*	37	8-19	0-4	7-7	13	3	0	3	0	2	23
Young*	27	2-4	0-1	0-0	3	2	0	1	0	0	4
Stewart*	32	0-4	0-1	0-0	2	1	2	3	0	1	0
Pullen	22	2-7	0-3	0-2	0	4	1	0	0	0	4
Kent	13	1-3	0-1	0-0	2	2	1	2	0	0	2
Anderson	11	1-2	0-0	0-1	1	2	0	2	0	0	2
Brown	10	0-0	0-0	0-0	1	1	0	0	0	1	0
Gilbert	4	0-1	0-0	0-0	0	1	0	0	0	0	0
Colon	3	0-1	0-0	0-0	1	0	0	0	0	0	0
Franklin	1	0-0	0-0	0-0	0	0	0	0	0	0	0
Merriewether team	1	0-0	0-0	0-0	0	0	0	0	0	0	0
<b>Totals</b>	<b>200</b>	<b>21-53</b>	<b>0-13</b>	<b>13-16</b>	<b>36</b>	<b>23</b>	<b>4</b>	<b>13</b>	<b>1</b>	<b>4</b>	<b>55</b>
		<b>(.396)</b>	<b>(.000)</b>	<b>(.813)</b>							

SCORING BY HALVES

Kansas State	33	22	55
Wisconsin	39	33	72

(10) Davidson 73 • (3) UW 56

March 28, 2008 • Detroit, Mich. • Ford Field (57,028)

Wisconsin's season came to an end with a 73-56 loss to No. 10 seed Davidson in the Midwest Regional Semifinal. Hot shooting led to a 36-36 tie at halftime. Davidson bested UW early, connecting on 8-of-14 threes compared to Wisconsin's 7-of-17 shooting from long range in the first half. The Badgers were unable to keep up the scoring pace in the second half as Davidson steadily pulled away and outscored UW 37-to-20 after intermission. Wisconsin shot just 23.8 percent in the second half, while Davidson connected on 44.4 percent of their tries. The Wildcats were led by sophomore All-American Stephen Curry - who had 33 points on 11-of-22 shooting - and senior Jason Richards (11 points, 13 assists and zero turnovers). Michael Flowers paced the Badgers with 12 points and six rebounds.

UW	MP	FG	3P	FT	R	F	A	TO	B	S	TP
Landry*	31	1-4	0-1	5-6	6	3	1	1	0	0	7
Krabbenhoft*	35	4-5	1-4	1-2	3	2	2	3	0	0	10
Butch*	29	4-9	2-6	1-4	2	1	1	2	0	0	11
Hughes*	12	0-3	0-2	0-0	2	0	0	0	0	0	0
Flowers*	40	4-14	3-9	1-1	6	2	2	2	0	1	12
Bohannon	34	3-8	2-4	3-4	2	2	3	1	1	1	11
Stiemsma	16	1-3	0-0	3-4	5	3	0	2	2	0	5
Jarmusz	2	0-0	0-0	0-0	0	0	0	0	0	0	0
Bronson	1	0-0	0-0	0-0	0	0	0	1	0	0	0
Leuer	0+	0-0	0-0	0-0	0	0	0	0	0	0	0
Nankivil team	0+	0-0	0-0	0-0	0	0	0	0	0	0	0
<b>TOTALS</b>	<b>200</b>	<b>17-46</b>	<b>8-23</b>	<b>14-21</b>	<b>31</b>	<b>13</b>	<b>9</b>	<b>12</b>	<b>3</b>	<b>2</b>	<b>56</b>
		<b>(.412)</b>	<b>(.238)</b>	<b>(.778)</b>							

DAVID	MP	FG	3P	FT	R	F	A	TO	B	S	TP
Sander*	25	2-2	0-0	0-1	2	3	0	0	0	0	4
Lovedale*	23	5-5	0-0	2-3	4	3	0	2	0	0	12
Richards*	39	4-13	3-8	0-0	3	2	13	0	0	1	11
Gosselin*	24	1-3	0-1	2-2	6	3	1	1	0	2	4
Curry*	37	11-22	6-11	5-5	3	4	4	2	0	4	33
Rossiter	20	0-0	0-0	0-0	2	2	0	0	0	0	0
Meno	11	0-1	0-0	0-0	3	1	0	0	0	1	0
Barr	10	2-5	2-3	0-0	2	1	0	0	0	0	6
Archambault	8	1-2	1-1	0-1	0	0	0	0	0	1	3
Civi	1	0-0	0-0	0-0	0	0	0	0	0	0	0
McKillop	1	0-0	0-0	0-0	0	0	0	0	0	0	0
Nelms	1	0-0	0-0	0-0	0	0	0	0	0	0	0
Schmitt	0+	0-0	0-0	0-0	0	0	0	0	0	0	0
team											3
<b>TOTALS</b>	<b>200</b>	<b>26-53</b>	<b>12-24</b>	<b>9-12</b>	<b>28</b>	<b>19</b>	<b>18</b>	<b>7</b>	<b>0</b>	<b>9</b>	<b>73</b>
		<b>(.491)</b>	<b>(.500)</b>	<b>(.750)</b>							

SCORING BY HALVES

Davidson	36	37	73
Wisconsin	36	20	56

# 2009

## (12) UW 61 • (5) Florida State 59 - OT

March 20, 2009 • Boise, Idaho • Taco Bell Arena (12,194)

Wisconsin advanced to the second round of the 2009 NCAA Tournament with a thrilling overtime victory against Florida State as Trévon Hughes knocked down the game-winning shot. The Badgers had to rally back from a 31-19 halftime deficit. Wisconsin regained its focus during the break and scored the first 13 points after intermission to quickly seize a 32-31 lead just five minutes into the second half. Hughes helped UW erase a nine-point Seminole lead with a 3-pointer to tie the game at 46-46 with 3:12 remaining. The game would see-saw back and forth until FSU's Toney Douglas hit two free throws to send the game into overtime at 52-52. Jason Bohannon set the tone on the first possession of OT with his fourth 3-pointer of the night. FSU would not go away, grabbing a 59-58 lead in the final minute. After a Douglas missed trey, the stage was set for Hughes' heroics. The point guard flipped in a remarkable twisting shot over two defenders and converted the three-point play to give the Badgers a 61-59 lead. With only seconds remaining, Hughes then stole the inbounds pass to secure a Badger victory.

UW	MP	FG	3P	FT	R	F	A	TO	B	S	TP
Landry*	31	5-10	0-4	0-0	3	4	0	2	0	0	10
Leuer*	16	0-7	0-4	0-0	3	0	0	2	0	0	0
Krabbenhoft*	34	1-5	1-2	0-0	6	1	3	0	2	2	3
Hughes*	39	3-4	1-2	3-5	1	3	4	4	0	1	10
Bohannon*	30	6-11	4-8	0-1	4	2	1	1	0	1	16
Jarmusz	25	1-4	1-3	2-2	2	1	0	0	0	0	5
Taylor	25	1-3	0-1	1-2	2	1	2	0	0	0	3
Nankivil	23	5-9	2-2	2-2	4	4	0	0	0	0	14
Wilson	2	0-1	0-1	0-0	0	0	0	0	0	0	0
team								2			
<b>TOTALS</b>	<b>225</b>	<b>22-54</b>	<b>9-27</b>	<b>8-12</b>	<b>26</b>	<b>16</b>	<b>10</b>	<b>9</b>	<b>2</b>	<b>4</b>	<b>61</b>
		<b>(.407)</b>	<b>(.333)</b>	<b>(.667)</b>							

FSU	MP	FG	3P	FT	R	F	A	TO	B	S	TP
Singleton*	40	4-8	2-4	2-2	3	2	1	0	0	2	12
Echeifu*	18	0-2	0-2	0-0	3	3	0	2	0	0	0
Alabi*	20	3-4	0-0	0-0	4	1	0	1	1	0	6
Kitchen*	36	3-8	0-1	0-0	8	0	1	3	0	1	6
Douglas*	41	8-16	2-5	8-9	5	3	2	5	0	0	26
Demercy	22	0-0	0-0	1-2	0	2	2	0	0	1	1
Reid	20	0-0	0-0	2-2	1	1	0	1	1	1	2
Dulkys	9	0-3	0-1	0-0	2	3	0	1	1	0	0
Gibson	5	2-3	0-0	2-3	2	0	0	0	1	0	6
Louks	4	0-2	0-0	0-0	0	1	0	1	0	1	0
Hoff	0+	0-0	0-0	0-0	0	0	0	0	0	0	0
team								5			
<b>TOTALS</b>	<b>225</b>	<b>20-46</b>	<b>4-13</b>	<b>15-18</b>	<b>33</b>	<b>16</b>	<b>6</b>	<b>15</b>	<b>4</b>	<b>6</b>	<b>59</b>
		<b>(.435)</b>	<b>(.308)</b>	<b>(.833)</b>							

### SCORING BY HALVES

Wisconsin	19	33	9	61
FSU	31	21	7	59

## (4) Xavier 60 • (12) UW 49

March 22, 2009 • Boise, Idaho • Taco Bell Arena (12,194)

After its thrilling opening-round game, Wisconsin ran out of gas in its second-round loss to fourth-seeded Xavier. The Badgers built a 27-25 halftime lead thanks to 10 points from Trévon Hughes on 8-of-8 shooting from the free throw line. The Badgers' momentum continued after intermission as Wisconsin opened up a 33-26 lead. Xavier would respond, quickly cutting the UW lead to 33-32. The Musketeers then went on an 8-4 run with just over seven minutes left to take a three-point lead at 40-37. Marcus Landry tried to regain the momentum for the Badgers as he threw down a dunk cutting the XU lead to only five at 44-39, but the Badgers would not be able to regain the lead en route to a 60-49 loss to the Musketeers. The Xavier bench out-scored UW's reserves by a 20-5 margin and the Badgers shot just 1-of-15 from 3-point range in the second half.

UW	MP	FG	3P	FT	R	F	A	TO	B	S	TP
Landry*	35	8-14	2-3	2-2	10	3	0	3	1	2	18
Leuer*	17	1-2	0-0	1-2	2	2	0	1	0	0	4
Krabbenhoft*	21	0-2	0-0	0-0	3	5	1	1	1	1	0
Hughes*	30	3-16	2-7	11-13	4	4	1	2	0	2	17
Bohannon*	39	2-12	1-2	0-0	4	0	1	0	0	0	5
Jarmusz	20	1-1	0-0	0-0	0	3	0	0	0	0	3
Nankivil	20	1-8	1-2	0-0	3	2	0	0	0	0	2
Taylor	17	0-1	0-0	0-0	1	3	2	0	0	0	0
Wilson	1	0-0	0-0	0-0	1	1	0	0	0	0	0
team								2			
<b>TOTALS</b>	<b>200</b>	<b>16-56</b>	<b>3-20</b>	<b>14-17</b>	<b>30</b>	<b>23</b>	<b>5</b>	<b>7</b>	<b>2</b>	<b>5</b>	<b>49</b>
		<b>(.286)</b>	<b>(.150)</b>	<b>(.692)</b>							

XAVIER	MP	FG	3P	FT	R	F	A	TO	B	S	TP
Brown*	27	3-10	2-3	2-2	4	5	0	1	0	1	10
Anderson*	31	1-6	0-0	3-6	8	0	3	2	0	1	5
Love*	16	0-3	0-0	2-2	4	4	0	2	1	0	2
Raymond*	34	4-11	2-7	5-6	4	1	2	2	0	0	15
Jackson*	31	2-5	1-2	3-4	5	3	3	2	1	1	8
Frease	18	3-3	0-0	1-4	4	2	1	2	2	0	7
Holloway	18	2-3	1-2	2-2	1	4	3	1	0	0	7
McLean	18	3-5	0-0	0-0	4	1	0	2	1	1	6
Redford	7	0-0	0-0	0-0	0	0	0	0	0	0	0
team								3			
<b>TOTALS</b>	<b>200</b>	<b>18-46</b>	<b>6-14</b>	<b>18-26</b>	<b>37</b>	<b>20</b>	<b>12</b>	<b>14</b>	<b>5</b>	<b>4</b>	<b>60</b>
		<b>(.391)</b>	<b>(.429)</b>	<b>(.692)</b>							

### SCORING BY HALVES

Wisconsin	27	22	49
Xavier	25	35	60

# 2010

## (12) Cornell 87 • (4) UW 69

### (4) UW 53 • (13) Wofford 49

**March 19, 2010 • Jacksonville, Fla. • Memorial Arena (10,657)**

Jon Leuer followed a game-winning jump shot with an even more critical steal on the other end, and the No. 4 seed Badgers eked out a 53-49 win over the 13th-seeded Terriers in the first round of the NCAA tournament. Leuer finished with 20 points, including two free throws with 4.2 seconds remaining that sealed the victory, and sent the Badgers into the second round for the fourth consecutive year. Trévon Hughes added 19 points for Wisconsin, including 12 of the team's first 21. After owning an eight-point halftime lead, Wofford stormed back to move ahead 38-37. With the game tied in the waning moments, Hughes kicked it out to Leuer for a corner jumper to put Wisconsin up 51-49 with 17 seconds remaining. Leuer would then tip the ball out of bounds off a Wofford player to give UW the ball back. Leuer's two free throws sealed the victory.

**March 21, 2010 • Jacksonville, Fla. • Memorial Arena (10,657)**

A season filled with overcoming outside expectations ran into a Big Red buzzsaw in the second round of the 2010 NCAA Tournament. Despite 23 points from junior Jon Leuer, Wisconsin couldn't match Cornell's 61-percent shooting and fell, 87-69. The Badgers fell behind quickly, as Cornell raced out to an 11-1 lead just three minutes into the first half, and the Big Red's hot shooting never gave the Badgers a chance to fight their way back into it. Jason Bohannon and Leuer kept UW close early on, helping the Badgers cut a double-digit deficit to 24-21 with 7:01 to play. But Cornell buckled down on defense and then got hot again at the other end. In their final game as Badgers, seniors Jason Bohannon and Trévon Hughes finished with 18 and 10 points, respectively. The duo finished with 105 career wins, tying Wisconsin's all-time victories record. Ryan Evans also added 11 points off the bench. Louis Dale led Cornell with 26 points and Ryan Wittman added 24.

UW	MP	FG	3P	FT	R	F	A	TO	B	S	TP
Leuer*	40-	8-16	0-2	4-4	8	2	1	2	0	1	20
Nankivil*	17	1-4	0-1	0-0	5	2	0	0	0	2	2
Hughes*	37	6-13	1-3	6-7	3	4	1	2	0	1	19
Taylor*	40	4-10	0-1	1-3	3	3	0	0	0	1	9
Bohannon*	40	0-4	0-1	0-0	6	2	1	1	0	0	0
Evans	10	1-4	0-1	1-4	1	1	0	1	0	0	3
Jarmusz	8	0-1	0-0	0-1	0	0	0	0	0	1	0
Bruesewitz	8	0-2	0-0	0-0	3	0	0	0	0	1	0
team					1						
<b>TOTALS</b>	<b>200</b>	<b>20-54</b>	<b>1-9</b>	<b>12-19</b>	<b>30</b>	<b>14</b>	<b>3</b>	<b>4</b>	<b>0</b>	<b>7</b>	<b>53</b>
		<b>(.370)</b>	<b>(.111)</b>	<b>(.632)</b>							

WOF	MP	FG	3P	FT	R	F	A	TO	B	S	TP
Diggs*	36	6-12	1-2	0-0	4	2	2	2	1	0	13
Johnson*	20	3-9	0-0	0-2	9	4	1	0	0	1	6
Dahlman*	36	3-6	0-0	4-6	5	1	0	1	0	0	10
Salters*	26	2-4	2-2	0-0	3	2	1	1	0	0	6
Loesing*	19	1-2	0-0	1-3	0	2	1	0	0	0	2
Rundles	26	3-8	0-1	0-1	5	1	1	0	0	0	6
Martin	21	2-4	0-0	1-2	5	1	1	0	1	0	5
Dawson	8	0-1	0-1	0-0	1	1	0	0	0	0	0
Giltner	6	0-1	0-1	1-2	1	0	0	0	0	0	1
Godzinski	2	0-1	0-0	0-0	2	1	0	0	0	0	0
team					2						
<b>TOTALS</b>	<b>200</b>	<b>20-48</b>	<b>3-7</b>	<b>6-13</b>	<b>37</b>	<b>15</b>	<b>7</b>	<b>11</b>	<b>2</b>	<b>1</b>	<b>49</b>
		<b>(.417)</b>	<b>(.429)</b>	<b>(.462)</b>							

**SCORING BY HALVES**

Wofford	19	30	49
Wisconsin	27	26	53

UW	MP	FG	3P	FT	R	F	A	TO	B	S	TP
Leuer*	38	8-12	2-3	5-8	4	0	0	0	1	0	23
Nankivil*	5	0-2	0-1	0-0	2	4	0	1	0	1	0
Hughes*	32	3-8	2-5	2-2	3	5	2	6	0	0	10
Taylor*	27	2-6	2-5	1-2	3	2	6	2	0	1	7
Bohannon*	40	7-15	2-10	2-2	1	1	1	0	2	18	
Evans	27	4-5	0-0	3-3	6	3	3	0	0	2	11
Jarmusz	17	0-1	0-1	0-0	0	1	0	0	0	0	0
Bruesewitz	1	0-0	0-0	0-0	1	0	0	0	0	0	0
Wilson	8	0-0	0-0	0-0	0	0	0	0	0	0	0
Berggren	5	0-0	0-0	0-0	0	0	1	0	0	0	0
team					1						
<b>TOTALS</b>	<b>200</b>	<b>24-49</b>	<b>8-25</b>	<b>13-17</b>	<b>21</b>	<b>16</b>	<b>13</b>	<b>10</b>	<b>1</b>	<b>6</b>	<b>69</b>
		<b>(.490)</b>	<b>(.320)</b>	<b>(.765)</b>							

CORN	MP	FG	3P	FT	R	F	A	TO	B	S	TP
Wittman*	38	10-15	3-5	1-2	3	0	2	0	0	2	24
Jaques*	14	3-4	1-2	2-2	2	5	2	1	0	2	9
Foote*	33	4-4	0-0	4-6	7	2	4	3	0	1	12
Wroblewski*	23	5-9	2-2	0-0	3	4	1	2	0	0	12
Dale*	30	10-17	2-6	4-4	3	0	3	1	0	0	26
Reeves	22	0-1	0-0	0-0	1	1	0	1	0	2	0
Wire	13	0-0	0-0	0-0	6	1	1	0	0	1	0
Coury	12	1-2	0-0	0-0	2	0	0	0	0	0	4
Tyler	8	0-1	0-0	0-0	0	1	0	0	1	0	0
Peck	2	0-0	0-0	0-0	0	0	1	0	0	0	0
Asafo-Adjei	1	0-0	0-0	0-0	0	0	0	0	0	0	0
Groebe	1	0-0	0-0	0-0	0	0	0	0	0	0	0
Osgood	1	0-0	0-0	0-0	0	0	0	0	0	0	0
Reynolds	1	0-0	0-0	0-0	0	0	0	0	0	0	0
Wilkins	1	0-1	0-0	0-0	0	0	0	0	0	0	0
team					2						
<b>TOTALS</b>	<b>200</b>	<b>33-54</b>	<b>8-15</b>	<b>13-16</b>	<b>29</b>	<b>14</b>	<b>14</b>	<b>8</b>	<b>1</b>	<b>8</b>	<b>87</b>
		<b>(.611)</b>	<b>(.533)</b>	<b>(.813)</b>							

**SCORING BY HALVES**

Cornell	43	44	87
Wisconsin	31	38	69

# 2011

## (4) UW 72 • (13) Belmont 58

March 17, 2011 • Tucson, Ariz. • McKale Center (10,293)

Senior Jon Leuer scored 17 of his 22 points in the second half and the No. 4 seed Badgers methodically dispatched 13th-seeded Belmont, 72-58, the Badgers' fifth-consecutive NCAA tournament-opening victory. Junior Jordan Taylor added 21 points, including 14 in the first half. Wisconsin made 12-of-22 3-pointers, led by Taylor's 5-of-9 mark from deep. Sophomore Mike Bruesewitz - who suffered a sprained knee during the Big Ten Tournament - played 29 minutes off the bench, posting eight points and a career-high nine rebounds. Belmont cut the Badgers' lead to 43-39 with 13:38 to play, but the Bruins never got any closer. A Bruesewitz 3-pointer started a 13-1 run over the next five minutes leading to a 56-40 Wisconsin lead and a runaway win.

UW	MP	FG	3P	FT	R	F	A	TO	B	S	TP
Jarmusz*	33	1-3	1-3	2-2	3	0	3	0	0	1	5
Leuer*	35	7-12	1-3	7-7	7	2	1	2	1	1	22
Nankivil*	23	1-2	1-2	2-2	3	4	0	0	1	0	5
Taylor*	39	5-13	5-9	6-8	2	3	6	3	0	0	21
Gasser*	18	0-1	0-0	1-2	0	3	2	3	0	0	1
Smith	1	0-0	0-0	0-0	0	0	0	0	0	1	0
Evans	12	1-3	0-0	2-4	3	1	0	0	0	0	4
Valentyn	2	0-0	0-0	0-0	0	1	0	0	0	0	0
Bruesewitz	28	3-4	2-3	0-0	9	1	1	4	0	0	8
Berggren	9	2-2	2-2	0-0	2	2	0	0	0	0	6
team					1						
<b>TOTALS</b>	<b>200</b>	<b>20-40</b>	<b>12-22</b>	<b>20-25</b>	<b>33</b>	<b>17</b>	<b>13</b>	<b>13</b>	<b>2</b>	<b>3</b>	<b>72</b>
		<b>(.500)</b>	<b>(.545)</b>	<b>(.800)</b>							

BELMONT	MP	FG	3P	FT	R	F	A	TO	B	S	TP
House*	21	1-3	0-1	2-2	1	0	2	0	0	0	4
Noack*	13	0-0	0-0	0-0	2	2	0	0	0	0	0
Hedgepeth*	29	6-8	2-3	3-4	3	1	0	0	0	0	17
Hanlen*	19	1-7	1-4	2-4	1	3	2	1	0	2	5
Clark*	23	1-8	0-3	2-2	0	2	0	1	0	0	4
Jenkins	7	0-1	0-1	0-0	1	2	1	1	0	0	0
Johnson	24	4-8	0-3	5-5	3	4	4	0	0	2	13
Mann	12	0-0	0-0	0-0	2	0	0	1	0	0	0
Saunders	9	2-6	0-0	2-5	0	1	0	0	0	0	6
Barnes	2	0-1	0-0	0-0	1	0	1	0	0	0	0
Campbell	23	3-7	3-7	0-0	1	2	2	2	0	1	9
Baker	18	0-0	0-0	0-0	2	4	0	1	0	2	0
team					5						
<b>TOTALS</b>	<b>200</b>	<b>18-49</b>	<b>6-22</b>	<b>16-22</b>	<b>22</b>	<b>21</b>	<b>12</b>	<b>7</b>	<b>0</b>	<b>7</b>	<b>58</b>
		<b>(.367)</b>	<b>(.273)</b>	<b>(.727)</b>							

### SCORING BY HALVES

Belmont	27	31	58
Wisconsin	34	38	72

## (4) UW 70 • (5) Kansas State 65

March 19, 2011 • Tucson, Ariz. • McKale Center (11,267)

Wisconsin advanced to the Sweet 16 for the fourth time under Bo Ryan with a 70-65 win over No. 5 seed Kansas State. UW jumped to a 36-30 halftime lead on the strength of 5-for-10 shooting from 3-point range. KSU would take a 55-49 need with just over 8:00 remaining, but the Badgers battled back to tie the game at 61-61. Jordan Taylor, who overcame a 2-for-16 shooting night, came up big at crunch time, stealing a post-entry pass then assisting on Mike Bruesewitz's tie-breaking 3-pointer with 91 seconds left. After two Taylor free throws kept the Badgers ahead by three, 68-65, the junior guard then swatted Jacob Pullen's potential game-tying 3-point attempt with 3.5 seconds left to preserve the win. Jon Leuer led Wisconsin with 19 points, while Pullen led all scorers with 38 points.

UW	MP	FG	3P	FT	R	F	A	TO	B	S	TP
Jarmusz*	30	3-3	2-2	0-0	1	1	3	0	0	1	8
Leuer*	28	6-12	1-2	6-9	7	4	1	2	0	0	19
Nankivil*	20	2-6	1-4	0-0	1	4	0	1	1	0	5
Taylor*	40	2-16	2-6	6-6	4	2	6	0	1	1	12
Gasser*	36	3-4	1-2	4-4	7	2	0	1	0	2	11
Evans	5	1-3	0-0	0-0	1	0	0	0	0	0	2
Valentyn	5	0-0	0-0	0-0	0	0	1	0	0	0	0
Bruesewitz	29	3-4	2-3	3-4	6	2	0	1	0	0	11
Berggren	7	1-2	0-1	0-0	0	3	1	0	0	0	2
team					3						
<b>TOTALS</b>	<b>200</b>	<b>21-50</b>	<b>9-20</b>	<b>19-23</b>	<b>30</b>	<b>18</b>	<b>12</b>	<b>5</b>	<b>2</b>	<b>4</b>	<b>70</b>
		<b>(.420)</b>	<b>(.450)</b>	<b>(.826)</b>							

KSU	MP	FG	3P	FT	R	F	A	TO	B	S	TP
Kelly*	38	5-12	0-0	1-4	9	4	0	1	0	0	11
Samuels*	32	4-6	0-1	0-0	9	4	1	0	0	3	8
Pullen*	32	13-22	6-8	6-8	2	4	2	3	0	0	38
Southwell*	18	0-2	0-0	0-0	4	2	1	2	0	0	0
McGruder*	32	0-2	0-2	3-4	3	2	0	0	0	0	3
Irving	5	0-0	0-0	0-0	0	1	0	0	0	0	0
Myles	2	0-0	0-0	1-2	0	0	0	0	0	0	1
Russell	7	0-1	0-0	0-0	1	3	0	1	0	0	0
Hen.-Roberts	10	0-1	0-0	2-2	2	0	0	0	0	0	2
Spradling	24	0-2	0-1	2-2	0	2	1	1	0	0	2
<b>TOTALS</b>	<b>200</b>	<b>22-48</b>	<b>6-12</b>	<b>15-22</b>	<b>32</b>	<b>22</b>	<b>7</b>	<b>8</b>	<b>0</b>	<b>3</b>	<b>65</b>
		<b>(.458)</b>	<b>(.500)</b>	<b>(.682)</b>							

### SCORING BY HALVES

Kansas State	30	35	65
Wisconsin	36	34	70

(8) Butler 61 • (4) UW 54

March 24, 2011 • New Orleans, La. • N.O. Arena (12,320)

Wisconsin's 2011 season came to an end with a 61-54 Sweet 16 loss to No. 8 seed and eventual national runner-up Butler. Jordan Taylor scored 22 for UW (25-9), which shot just 30.4 percent (17 of 56) on the night. Jon Leuer had a streak of 40 consecutive games in double figures snapped when he finished with three points on 1-of-12 shooting. Butler rode a hot-shooting start to building a 33-24 halftime advantage. That lead would balloon to 20 points (47-27) with 11:32 remaining before the Badgers mounted a furious comeback. Seven straight points from Taylor jumpstarted the rally and a Josh Gasser layup with 2:15 left cut the deficit to single-digits. A pair of 3-pointers from Taylor would twice bring UW within four points with the last coming at 56-52 with 35 seconds left. However, Butler would knock down 5-of-6 free throws down the stretch to ice the win.

UW	MP	FG	3P	FT	R	F	A	T	B	S	TP
Jarmusz*	33	3-4	1-2	0-0	5	2	1	2	0	4	7
Nankivil*	25	3-7	2-4	1-2	3	1	1	1	2	0	9
Leuer*	33	1-12	1-6	0-0	6	5	2	2	1	0	3
Taylor*	39	6-19	3-10	7-12	5	4	2	4	0	1	22
Gasser*	33	2-5	0-2	2-2	2	2	2	1	0	1	6
Brust	0+	0-0	0-0	0-0	0	0	0	0	0	0	0
Smith	0+	0-0	0-0	0-0	0	0	0	0	0	0	0
Evans	7	0-1	0-0	0-0	1	3	0	0	0	0	0
Dukan	0+	0-0	0-0	0-0	0	0	0	0	0	0	0
Valentyn	5	0-0	0-0	0-0	1	0	0	0	0	0	0
Bruesewitz	22	2-6	0-4	3-3	4	3	1	1	0	1	7
Wilson	0+	0-0	0-0	0-0	0	0	0	0	0	0	0
Berggren	3	0-2	0-1	0-0	1	0	0	0	0	0	0
Gavinski	0+	0-0	0-0	0-0	0	0	0	0	0	0	0
team					3						
<b>TOTALS</b>	<b>200</b>	<b>17-56</b>	<b>7-29</b>	<b>13-19</b>	<b>31</b>	<b>20</b>	<b>9</b>	<b>11</b>	<b>3</b>	<b>7</b>	<b>54</b>
		<b>(.304)</b>	<b>(.241)</b>	<b>(.684)</b>							

BUTLER	MP	FG	3P	FT	R	F	A	T	B	S	TP
Stigall*	33	1-5	1-5	0-0	4	2	1	1	0	1	3
Howard*	37	4-8	3-5	9-10	12	1	0	2	0	2	20
Smith*	24	3-4	0-0	2-5	6	0	1	1	0	1	8
Mack*	27	4-13	0-5	5-7	2	4	1	5	1	1	13
Vanzant*	32	4-8	1-2	1-2	2	4	4	2	0	2	10
Hahn	10	0-1	0-1	0-0	0	0	0	1	0	0	0
Fromm	0+	0-0	0-0	0-0	0	0	0	0	0	0	0
Nored	19	0-3	0-0	0-0	2	4	0	1	0	0	0
Anglin	0+	0-0	0-0	0-0	0	0	0	0	0	0	0
Hopkins	0+	0-0	0-0	0-0	0	0	0	0	0	0	0
Marshall	18	3-3	0-0	1-2	7	4	0	0	1	1	7
Kampen	0+	0-0	0-0	0-0	0	0	0	0	0	0	0
Butcher	0+	0-0	0-0	0-0	0	0	0	0	0	0	0
team					2				1		
<b>TOTALS</b>	<b>200</b>	<b>19-45</b>	<b>5-18</b>	<b>18-26</b>	<b>37</b>	<b>19</b>	<b>7</b>	<b>14</b>	<b>2</b>	<b>8</b>	<b>61</b>
		<b>(.422)</b>	<b>(.278)</b>	<b>(.692)</b>							

SCORING BY HALVES

Butler	33	28	61
Wisconsin	24	30	54

2012

(4) UW 73 • (13) Montana 49

March 15, 2012 • Albuquerque, N.M. • The Pit (10,774)

Jordan Taylor scored 17 points, dished out six assists and pulled down eight rebounds in the fourth-seeded Badgers' 73-49 rout of No. 13 seed Montana in the East Region. Ryan Evans led Wisconsin with 18 points and had eight boards, 14 of which came in the first half as the fourth-seeded Badgers built a double-digit lead that the Grizzlies couldn't erase. Wisconsin raced out to a 14-7 lead when Evans swished his first four shots, including a 3-pointer from the top of the key. Jared Berggren swatted away four shots in the first half and three more in the second, finishing with seven to set a Badgers record for blocks in an NCAA tournament game. Rob Wilson also added 10 points for the Badgers.

UW	MP	FG	3P	FT	R	F	A	T	B	S	TP
Evans*	30	6-8	1-1	5-6	8	0	1	5	0	0	18
Bruesewitz*21	3-5	2-3	0-0	4	4	2	1	1	0	8	
Berggren*24	2-9	0-1	1-2	3	0	2	1	7	1	24	
Taylor*	36	6-10	3-5	2-2	8	1	6	0	0	2	17
Gasser*	36	3-6	2-3	4-4	2	3	1	2	0	0	12
Brust	14	1-3	1-2	0-0	2	3	1	0	0	0	3
Smith	1	0-0	0-0	0-0	0	0	0	0	0	0	0
Fahey	1	0-0	0-0	0-0	1	0	0	0	0	0	0
Jackson	2	0-1	0-0	0-0	0	0	0	0	0	0	0
Dukan	3	0-0	0-0	0-0	0	0	0	0	0	0	0
Anderson	1	0-1	0-1	0-0	0	0	0	0	0	0	0
Wilson	28	2-5	1-3	5-5	2	3	2	1	0	0	10
Kaminsky	3	0-0	0-0	0-0	2	1	0	0	0	0	0
team					5						
<b>TOTALS</b>	<b>200</b>	<b>23-48</b>	<b>10-19</b>	<b>17-19</b>	<b>37</b>	<b>15</b>	<b>15</b>	<b>10</b>	<b>8</b>	<b>3</b>	<b>73</b>
		<b>(.479)</b>	<b>(.526)</b>	<b>(.895)</b>							

UM	MP	FG	3P	FT	R	F	A	T	B	S	TP
Steward*	39	6-10	0-1	6-7	3	2	1	2	0	1	18
Ward*	24	1-5	1-1	2-2	2	2	0	0	0	0	5
Selvig*	31	3-7	1-2	0-0	4	0	4	1	1	2	7
Cherry*	33	3-14	1-3	2-4	2	3	0	2	1	2	9
Jamar*	35	3-8	0-1	0-0	4	2	3	2	0	2	6
Henderson	8	1-1	0-0	0-0	0	2	0	0	0	0	2
Gregory	1	0-0	0-0	0-0	0	0	0	0	0	0	0
Wood	1	0-0	0-0	0-2	0	0	0	0	0	0	0
Deshields	2	0-1	0-1	0-0	0	0	0	0	0	0	0
Stockton	17	1-1	0-0	0-0	2	4	0	1	0	1	2
Weisner	6	0-0	0-0	0-0	2	0	0	0	0	0	0
Hutchison	3	0-0	0-0	0-0	0	1	0	0	0	0	0
team					2						
<b>TOTALS</b>	<b>200</b>	<b>18-47</b>	<b>3-9</b>	<b>10-15</b>	<b>21</b>	<b>16</b>	<b>8</b>	<b>8</b>	<b>2</b>	<b>8</b>	<b>49</b>
		<b>(.383)</b>	<b>(.333)</b>	<b>(.667)</b>							

SCORING BY HALVES

Montana	29	20	49
Wisconsin	39	34	73

(4) UW 60 • (5) Vanderbilt 57

March 17, 2012 • Albuquerque, N.M. • The Pit (12,128)

The Badgers held the Southeastern Conference's two leading scorers in check and Ryan Evans grabbed a crucial rebound with 2.1 seconds left to help Wisconsin fend off Vanderbilt 60-57. The Badgers held John Jenkins (20.1) and Jeffery Taylor (16.3) to 13 and 9 points. Jenkins got a wide-open 3-pointer in the final seconds, but with the Commodores trailing 59-57, his shot was long. Ryan Evans grabbed the rebound, and made one of two free throws. Jared Berggren then got his right hand on Lance Goulbourne's overhand heave to thwart Vanderbilt's attempt at a game-tying 3-pointer. The Badgers were led by Jordan Taylor's 14 points and also got 12 from Berggren, 11 from Evans and reserve Ben Brust and 10 from Mike Bruesewitz.

UW	MP	FG	3P	FT	R	F	A	T	B	S	TP
Evans*	31	4-7	1-3	2-5	5	3	4	3	1	1	11
Bruesewitz*	26	4-6	2-3	0-0	3	3	2	1	0	3	10
Berggren*	32	5-12	1-6	1-1	6	2	2	2	0	0	12
Taylor*	39	5-15	3-10	1-1	2	1	3	2	0	0	14
Gasser*	24	1-2	0-1	0-1	3	3	0	0	0	0	2
Brust	19	4-8	3-5	0-0	4	0	0	0	0	0	11
Wilson	23	0-3	0-3	0-0	2	2	2	0	0	0	0
Kaminsky	6	0-2	0-2	0-0	2	2	0	0	0	0	0
team					3						
<b>TOTALS</b>	<b>200</b>	<b>23-55</b>	<b>10-33</b>	<b>4-8</b>	<b>30</b>	<b>16</b>	<b>13</b>	<b>8</b>	<b>1</b>	<b>4</b>	<b>60</b>
		<b>(.418)</b>	<b>(.303)</b>	<b>(.500)</b>							

VANDY	MP	FG	3P	FT	R	F	A	T	B	S	TP
Goulbourne*	28	2-3	0-0	3-4	11	2	2	1	0	1	7
Tchiengang*	13	1-1	0-0	0-0	2	2	1	1	0	0	2
Taylor*	30	4-12	1-5	0-0	1	3	0	3	1	0	9
Tinsley*	23	4-6	2-4	0-0	2	4	1	3	0	0	10
Jenkins*	33	3-13	2-9	5-6	2	2	2	1	0	1	13
Johnson	18	0-2	0-0	0-0	1	0	1	1	0	1	0
Ezeli	27	5-7	0-0	4-6	11	1	0	2	1	1	14
Parker	15	1-2	0-1	0-0	1	0	1	0	0	0	2
Odom	13	0-0	0-0	0-0	1	3	0	0	0	0	0
team					3						
<b>TOTALS</b>	<b>200</b>	<b>20-46</b>	<b>5-19</b>	<b>12-16</b>	<b>35</b>	<b>17</b>	<b>8</b>	<b>12</b>	<b>3</b>	<b>4</b>	<b>57</b>
		<b>(.435)</b>	<b>(.263)</b>	<b>(.750)</b>							

SCORING BY HALVES

Vanderbilt	31	26	57
Wisconsin	32	28	60

(1) Syracuse 64 • (4) UW 63

March 22, 2012 • Boston, Mass. • TD Garden (18,796)

Wisconsin's defense held Syracuse 10 points below its season average, while the Badgers connected on 14 3-pointers on the offensive end -- including six straight in a key second-half surge, but the Orange prevailed with a 64-63 win in the Sweet 16. Wisconsin turned the ball over just six times against the Orange's vaunted 2-3 zone defense and got 17 points each from senior Jordan Taylor and junior Jared Berggren. It wasn't decided until Taylor missed a long 3-pointer with 3 seconds left. Josh Gasser corralled the rebound but his toss toward the basket was off at the buzzer.

UW	MP	FG	3P	FT	R	F	A	T	B	S	TP
Evans*	32	3-11	1-2	0-0	4	2	0	1	0	0	7
Bruesewitz*	18	1-3	0-1	0-0	4	4	4	1	1	0	4
Berggren*	25	6-7	3-3	2-3	2	3	1	1	0	0	17
Taylor*	40	6-15	5-9	0-0	4	0	6	1	1	1	17
Gasser*	30	1-3	1-3	4-5	4	1	2	0	0	1	7
Brust	25	3-6	3-6	0-0	1	0	2	0	0	0	9
Jackson	0+	0-0	0-0	0-0	0	0	0	0	0	0	0
Wilson	20	1-4	1-3	1-2	4	1	0	2	0	0	4
Kaminsky	10	0-0	0-0	0-2	0	1	0	0	0	0	0
team					2						
<b>TOTALS</b>	<b>200</b>	<b>21-49</b>	<b>14-27</b>	<b>7-12</b>	<b>25</b>	<b>12</b>	<b>15</b>	<b>6</b>	<b>2</b>	<b>2</b>	<b>63</b>
		<b>(.429)</b>	<b>(.519)</b>	<b>(.583)</b>							

SU	MP	FG	3P	FT	R	F	A	T	B	S	TP
Fair*	37	7-9	0-0	1-3	7	0	0	1	0	4	15
Christmas*	11	0-0	0-0	0-0	1	3	0	0	0	0	0
Joseph*	39	3-8	1-2	0-1	2	1	0	1	0	0	7
Jardine*	35	5-8	2-3	2-2	2	1	4	1	0	0	14
Triche*	19	5-7	1-2	0-1	2	2	0	2	0	0	11
Walters	27	5-11	1-1	2-2	3	1	1	1	0	0	13
Keita	28	2-4	0-0	0-0	5	5	0	0	1	0	4
Southerland	4	0-2	0-1	0-0	1	0	0	0	0	0	0
team					3						
<b>TOTALS</b>	<b>200</b>	<b>27-49</b>	<b>5-9</b>	<b>5-9</b>	<b>26</b>	<b>13</b>	<b>5</b>	<b>6</b>	<b>1</b>	<b>4</b>	<b>64</b>
		<b>(.551)</b>	<b>(.556)</b>	<b>(.556)</b>							

SCORING BY HALVES

Wisconsin	27	36	63
Syracuse	33	31	64

(12) Ole Miss 57 • (5) Wisconsin 46

March 22, 2013 • Kansas City, Mo. • Sprint Center (18,972)

Wisconsin endured one of its worst shooting performances of the season in a 57-46 loss to the 12th-seeded Ole Miss Rebels in the opening round of the 2013 NCAA Tournament. Despite holding a 25-22 lead heading into the half, the Badgers' shot just 22.2 percent (8-36) from the field in the second stanza and saw junior Marshall Henderson score 17 of his game-high 19 points in the final 20 minutes of action. Freshman Sam Dekker gave UW a lift off the bench, tallying a team-best 14 points on 5-for-13 (.385) shooting from the field. He was the only Badgers player to reach double-figures as UW was eliminated in the first round of the NCAA tournament for just the third time in the last 13 seasons.

UW	MP	FG	3P	FT	R	F	A	TO	B	S	TP
Evans*	28	2-8	0-0	1-3	7	0	2	1	1	1	5
Bruesewitz* 32	1-4	1-3	0-0	6	3	1	4	2	1	3	
Berggren* 30	2-10	1-5	3-4	9	2	1	2	3	0	8	
Brust*	38	2-9	2-9	0-0	4	1	0	0	0	3	4
Jackson*	35	2-10	1-2	3-4	5	4	4	2	0	1	5
Marshall	7	0-1	0-1	0-0	1	1	0	0	0	0	0
Dekker	20	5-13	2-10	2-2	3	3	0	1	0	1	14
Kaminsky	10	1-4	0-0	0-0	3	2	2	1	1	0	2
team					2						
<b>TOTALS</b>	<b>200</b>	<b>15-59</b>	<b>7-30</b>	<b>9-13</b>	<b>40</b>	<b>16</b>	<b>10</b>	<b>11</b>	<b>7</b>	<b>7</b>	<b>46</b>
		<b>(.254)</b>	<b>(.233)</b>	<b>(.692)</b>							

OLE MISS	MP	FG	3P	FT	R	F	A	TO	B	S	TP
Buckner*	33	4-10	0-0	1-5	12	2	0	1	5	2	9
Holloway*	37	4-7	0-0	2-4	9	2	2	0	1	2	10
Williams*	27	2-6	1-2	0-0	3	2	1	0	0	0	4
Henderson* 35	6-21	3-12	4-4	4	4	0	1	3	0	1	19
Summers* 32	3-7	0-0	3-3	3	5	3	4	0	1	9	
Newby	0+	0-0	0-0	0-0	0	0	0	0	0	0	0
Millinghaus	6	0-0	0-0	0-0	1	1	1	1	0	0	0
White	20	3-6	0-1	0-0	6	0	0	0	0	0	6
Perez	1	0-0	0-0	0-0	0	0	0	0	0	0	0
Brutus	9	0-0	0-0	0-0	2	0	0	0	0	0	0
team					3						
<b>TOTALS</b>	<b>200</b>	<b>22-57</b>	<b>3-15</b>	<b>10-16</b>	<b>43</b>	<b>12</b>	<b>8</b>	<b>10</b>	<b>6</b>	<b>6</b>	<b>57</b>
		<b>(.386)</b>	<b>(.200)</b>	<b>(.625)</b>							

SCORING BY HALVES

Ole Miss	22	35	57
Wisconsin	25	21	46



## UW in the NIT All-Time

### APPEARANCES: 4

Overall Record: 3-4

#### 1989

*1st Round (Madison, Wis.)*  
Wisconsin 63, New Orleans 61

*2nd Round (Madison, Wis.)*  
Saint Louis 73, Wisconsin 68

#### 1991

*1st Round (Madison, Wis.)*  
Wisconsin 87, Bowling Green 79 OT

*2nd Round (Madison, Wis.)*  
Stanford 80, Wisconsin 72

#### 1993

*1st Round (Madison, Wis.)*  
Rice 77, Wisconsin 73

#### 1996

*1st Round (Madison, Wis.)*  
Wisconsin 55, Manhattan 42

*2nd Round (Madison, Wis.)*  
Illinois State 77, Wisconsin 62

## Wisconsin NIT Records

### Individual

#### Points

31, Willie Simms vs. Bowling Green, 1991

#### Field Goals

12, Willie Simms vs. Bowling Green, 1991

#### Field Goal Attempts

20, Sam Okey vs. Illinois State, 1996

#### Field Goal Percentage (min. 10 att.)

.800 (12-15), Willie Simms vs. Bowling Green, 1991

.800 (8-10), Trent Jackson vs. New Orleans, 1989

#### 3-point Field Goals

4, Tim Locum vs. Bowling Green, 1991

#### 3-point Field Goal Attempts

7, Tim Locum vs. Stanford, 1991

#### 3-point Field Goal Pct. (min. 6 att.)

.429 (3-7), Tim Locum vs. Stanford, 1991

#### Free Throws

8, Willie Simms vs. Stanford, 1991

#### Free Throw Attempts

15, Willie Simms vs. Stanford, 1991

#### Free Throw Percentage (min. 10 att.)

.533 (8-15), Willie Simms vs. Stanford, 1991

#### Rebounds

12, Patrick Tompkins vs. Stanford, 1991

#### Assists

7, Tom Molaski vs. St. Louis, 1989

#### Blocks

5, Sam Okey vs. Manhattan, 1996

#### Steals

4, Hennssy Auriantal vs. Manhattan, 1996

### Team

#### Points

87 vs. Bowling Green, 1991

#### Field Goals

29, twice

#### Field Goal Attempts

60 vs. St. Louis, 1989

#### Field Goal Percentage

.644 (29-45) vs. Bowling Green, 1991

#### 3-point Field Goals

7 vs. Stanford, 1991

#### 3-point Field Goal Attempts

18, twice

#### 3-point Field Goal Percentage (min. 8 att.)

.417 (5-12) vs. St. Louis, 1989

#### Free Throws

24 vs. Bowling Green, 1991

#### Free Throw Attempts

35 vs. Bowling Green, 1991

#### Free Throw Percentage (min. 12 att.)

.778 (14-18) vs. New Orleans, 1989

#### Rebounds

36 vs. Manhattan, 1996

#### Assists

24 vs. Bowling Green, 1991

#### Blocks

8 vs. Manhattan, 1996

#### Steals

8 vs. Manhattan, 1996

# Wisconsin in the Big Ten Tournament

**Appearances:** 14

**Championships:** 2 (2004, 2008)

**Championship Game Appearances:** 4 (2004, 2005, 2007, 2008, 2013)

**Overall Record:** 16-12

**Record vs. lower seeds:** 12-5

**Record vs. higher seeds:** 4-7

**Results by seed (appearances/record):**

**11 seed:** 0 / 0-0

**7 seed:** 0 / 0-0

**3 seed:** 2 / 2-2

**10 seed:** 1 / 1-1

**6 seed:** 1 / 2-1

**2 seed:** 2 / 5-1

**9 seed:** 0 / 0-0

**5 seed:** 1 / 0-1

**1 seed:** 3 / 3-2

**8 seed:** 0 / 0-0

**4 seed:** 6 / 4-6

## Badgers in the Big Ten Tournament Year-by-Year

### 1998 (1-1, Quarterfinalist)

**March 5**

(10) Wisconsin 52, (7) Penn State 51

**March 6**

(2) Illinois 66, (10) Wisconsin 61

Penn State's Calvin Booth hit a 15-footer to give the Nittany Lions a 51-50 edge with 1:32 remaining, but freshman forward Maurice Linton nailed a nine-foot jumper with 3.7 seconds left to play and the 10th-seeded Badgers advanced with a 52-51 decision.

Wisconsin faced league champion Illinois in the second round and fell behind 26-10 at the half. The resilient Badgers, however, staged an incredible second-half comeback and took a 46-45 lead with 6:14 left to play before Illinois countered with an 11-0 run that finally put the game out of reach.

### 1999 (1-1, Semifinalist)

**March 5**

(4) Wisconsin 74, (5) Iowa 60

**March 6**

(1) Michigan State 56, (4) Wisconsin 41

Wisconsin took on Iowa in a quarterfinal game. After falling behind 25-23 at halftime, the Badgers shot a blistering .737 from the field in the second half and went on to win 74-60.

Just as they had the year before, the Badgers faced the league champion (this time Michigan State) in their second game. The teams played to a 22-22 tie after the first half, but the Badgers, who shot a then-season low .293 from the floor, scored only 19 points in the second half.

## 2000 (2-1, Semifinalist)

### March 9

(6) Wisconsin 51, (11) Northwestern 41

### March 10

(6) Wisconsin 78, (3) Purdue 66

### March 11

(2) Michigan State 55, (6) Wisconsin 46

Figuring they needed at least one Big Ten tournament win to qualify for the NCAA tournament, the Badgers opened the league tourney with a 51-41 victory over Northwestern in the first round. UW led the Wildcats from start to finish.

Wisconsin then squared off against Purdue in the quarterfinals. The Badgers jumped out to a 10-point lead just two minutes into the game and never trailed.

UW then met Michigan State in the semifinals for the second straight season. The Spartans grabbed a 34-21 halftime lead, but the Badgers made a run that cut the MSU lead to 49-44 with 5:29 remaining. The league-champion Spartans held UW to just two points the rest of the way.

## 2001 (0-1, Quarterfinalist)

### March 9

(4) Indiana 64, (5) Wisconsin 52

The Badgers got off to a nice start in their quarterfinal matchup with Indiana, pulling out to a 28-19 lead with 4:38 left in the first half. Indiana closed to within four points (28-24) at the break.

The Hoosiers maintained their momentum by beginning the second half on a 17-2 run. Wisconsin closed the IU lead to 54-49 with 2:04 remaining, but never again came closer than that.

## 2002 (0-1, Quarterfinalist)

### March 8

(9) Iowa 58, (1) Wisconsin 56

Wisconsin entered the 2002 Big Ten Tournament as the No. 1 seed for the first time in school history after winning a share of the Big Ten regular-season title.

UW held a 26-21 lead at halftime, but Iowa came back to grab a 39-37 lead with 10:14 to play. Though the Badgers led by six with 3:42 left, the Hawkeyes scored 10 of the final 12 points of the game to win.

## 2003 (0-1, Quarterfinalist)

### March 8

(8) Ohio State 58, (1) Wisconsin 50

For the second consecutive season, Wisconsin entered the Big Ten tournament as the No. 1 seed but lost in the quarterfinals. The Badgers fell to No. 8 seed Ohio State, 58-50.

UW struggled from the field for the entire game, connecting on just 18-53 shots (.340), its second-worst shooting performance of the season. Kirk Penney led Wisconsin with 14 points, while Alando Tucker chipped in 13.

## 2004 (3-0, Champion)

### March 12

(2) Wisconsin 66, (10) Minnesota 52

### March 13

(2) Wisconsin 68, (3) Michigan State 66

### March 14

(2) Wisconsin 70, (1) Illinois 53

The Badgers swept through the 2004 tournament, earning their first conference tourney title.

Top-seeded UW faced No. 10 Minnesota in the quarterfinals and got a combined 43 points from Devin Harris and Mike Wilkinson to defeat the Gophers, 66-52. A 10-0 run in the first half gave the Badgers a lead they would never relinquish.

No. 3 seed Michigan State was up next in the semifinals, the third meeting between the teams in 2004. Harris, who led all scorers with 21 points, made a late trey to put UW in front. MSU's Maurice Ager answered with a bucket, but Wilkinson hit the 20-point plateau for the second straight day and put the Badgers ahead for good with two free throws with 49 seconds left.

UW opened the final vs. top-seeded Illinois with a 16-6 run and never led by less than seven points after that. Harris scored a tournament championship-record 29 points and was named the tourney's most outstanding player. Wilkinson had 53 points in the three games and was named to the all-tournament team.

## 2005 (2-1, Finalist)

### March 11

(3) Wisconsin 60, (6) Ohio State 49

### March 12

(3) Wisconsin 59, (7) Iowa 56

### March 13

(1) Illinois 54, (3) Wisconsin 43

A first-half 23-4 run for third-seeded UW proved the difference in defeating No. 6 Ohio State. Zach Morley scored a career-high 23 points on 8-of-11 shooting. The Badgers limited OSU to 34.4 percent shooting.

In the semifinals, Alando Tucker banked in a running 3-pointer as time expired to lift Wisconsin over No. 7 seed Iowa. Tucker finished with 20 points while Morley chipped in with 17.

In a rematch of 2004's championship game, Illinois held off a late UW charge to claim the title. The Badgers trailed by as many 16 points in the second half and rallied to cut the Fighting Illini lead to five down the stretch, but could get no closer. No Badger scored in double figures and the two teams combined to shoot .308 from the field.

## 2006 (0-1, Quarterfinalist)

### March 10

(5) Indiana 61, (4) Wisconsin 56

Wisconsin's bid for three consecutive tournament finals appearances came to an abrupt halt after a 61-56 loss to Indiana in the quarterfinal round of the Big Ten tournament.

The Badgers led by two at the half, but allowed an 11-2 run to the Hoosiers to begin the second half. A Ray Nixon dunk off an offensive rebound gave UW a 46-45 lead with 7:41 left. A late 7-0 run by the Hoosiers put Indiana on top for good as Wisconsin couldn't get within four points the rest of the way.

Alando Tucker led UW with 20 points despite spending most of the first half in foul trouble. Brian Butch just missed a double-double with 12 points and nine rebounds.

## 2007 (2-1, Finalist)

### March 9

(2) Wisconsin 70, (7) Michigan State 57

### March 10

(2) Wisconsin 53, (6) Illinois 41

### March 11

(1) Ohio State 66, (2) Wisconsin 49

Behind eight points from Michael Flowers, No. 2 seed Wisconsin jumped out to a 10-0 lead against No. 7 Michigan State in the quarterfinals. The Badgers never looked back, getting 21 points from Alando Tucker on their way to a 13-point win.

UW put together another impressive performance in disposing of sixth-seeded Illinois in the semifinals. With Michael Finley's mother in attendance, Tucker became UW's all-time leading scorer with his first basket of the game. He again led all scorers with 21 points and Kammron Taylor added 16, 14 in the second half.

In the final, Wisconsin and No. 1 seed Ohio State matched up for the third time this season. The game was a defensive struggle and the Badgers trailed by just seven points with seven minutes left in the game. OSU would outscore them 18-8 over the last 6:48 to take the title.

## 2008 (3-0, Champion)

### March 4

(1) Wisconsin 51, (9) Michigan 34

### March 15

(1) Wisconsin 65, (4) Michigan State 63

### March 16

(1) Wisconsin 61, (10) Illinois 48

Wisconsin held No. 9 Michigan to just 34 points on 20.0 percent shooting in a quarterfinal win. Joe Krabbenhoft and Michael Flowers scored in double figures for the Badgers.

A semifinal match-up with No. 4 Michigan State proved to be the toughest battle of the tournament for Wisconsin as the Badgers squeaked out a 65-63 win. With the game tied 63-63, Michael Flowers scored the decisive points when he stole the ball and laid it in at the other end with 27 seconds to play.

In the championship game, Wisconsin drew No. 10 seed Illinois and cruised to a 61-48 victory to win its second-ever Big Ten tournament title. The win also gave the Badgers their first season sweep, as they also won the regular season title with a 16-2 record.

Junior Marcus Landry was named the tournament's most outstanding player after averaging 12.0 points and 7.3 rebounds in the three wins.

## 2009 (0-1, Quarterfinalist)

March 13

(5) Ohio State 61, (4) Wisconsin 57

One year after winning the Big Ten tournament championship, the Badgers stay in Indianapolis was much shorter in 2009. Wisconsin fell in a quarterfinal game to Ohio State, 61-57, at Consecro Fieldhouse. UW built a seven-point lead with five minutes remaining but failed to finish off the Buckeyes in the game's closing minutes.

Ohio State would go on an 8-0 run regaining the lead 55-54 with 2:23 left and hang on for the win. UW failed to score a field goal in the final six minutes, sealing its fate. Wisconsin had three players score in double figures: Trévon Hughes (15), Jason Bohannon (13) and Jon Leuer (11).

## 2010 (0-1, Quarterfinalist)

March 12

(5) Illinois 58, (4) Wisconsin 54

Senior guard Trévon Hughes helped Wisconsin mount a furious rally, but Illinois held on for a 58-54 win. After trailing by 16 points (46-30) with just 6:45 to play, Hughes began his assault and capped it by connecting on four consecutive 3-pointers over the game's final 1:44 to draw the Badgers within two points, at 56-54, with 31 seconds remaining. After Illinois made one of two free throws, Jason Bohannon's 3-pointer with 15.9 seconds left clanked off the front of the rim to give the Illini the win.

## 2011 (0-1, Quarterfinalist)

March 11

(6) Penn State 36, (3) Wisconsin 33

After Penn State opened the game on an 18-2 run, the Badgers battled back by holding the Nittany Lions without a field goal over the final 9:58 of the first half. UW tied the score at 26-26 with 10:37 remaining, but never gained the lead falling, 36-33, in the lowest-scoring game in tournament history. Jordan Taylor would misfire on two 3-pointers in the final 30 seconds, capping off UW's 15-of-51 (29.4%) shooting night, including 2-of-21 (9.5%) from deep. Taylor led UW with 16 points and Jon Leuer chipped in 10.

## 2012 (1-1, Semifinalist)

March 9

(4) Wisconsin 79, (5) Indiana 71

March 10

(1) Michigan State 65, (4) Wisconsin 52

Senior guard Rob Wilson, with only two career starts, made seven 3-pointers and scored a career-high 30 points to lead No. 14 Wisconsin past No. 15 Indiana 79-71 in the quarterfinals of the Big Ten Tournament. The win gave coach Bo Ryan his school record-breaking 266th win at Wisconsin.

In addition to Wilson's big game and Ryan's record-breaking win, the Badgers also tied the tourney record by making 13 of 26 from 3-point range. It had been done four other times.

In the semifinals, No. 8 Michigan State used runs of 13-0, 11-0 and 13-2 to rally from an early deficit and defeat No. 14 Wisconsin, 65-52. The Badgers were led by Jordan Taylor with 19 points and Ryan Evans with 18 but shot just 34.7 percent from the field and committed an uncharacteristic 12 turnovers, their highest total in five games.

## 2013 (2-1, Finalist)

March 15

(4) Wisconsin 68, (5) Michigan 59

March 16

(4) Wisconsin 68, (1) Indiana 66

March 17

(3) Ohio State 50, (4) Wisconsin 43

In UW's quarterfinal matchup with Michigan, the Badgers used a second-half surge to outlast the Wolverines and 2013 Big Ten Player of the Year Trey Burke.

Despite one of their coldest first-half shooting performances, the Badgers held a 20-17 lead at the half. Ben Brust scored 11 of his 14 points in the second half and the Badgers used a 10-0 run early in the second stanza and scored 51 points in the final 20 minutes of action to pull away from fifth-seeded Michigan, 68-59.

In the semifinals, Wisconsin posted its 12th-straight victory over top-seeded Indiana. Ryan Evans paced the Badgers with 16 points, eight rebounds, four assists and four blocks. Sam Dekker came off the bench to score nine of his 11 points in the second half as UW cruised to a 68-56 win -- their second victory over an AP top-10 team in consecutive days.

In the championship game against third-seeded Ohio State, UW's third AP Top 10 opponent in as many days, the Badgers were unable to overcome another streaky day from the field, falling 50-43 to the Buckeyes. Evans and Treavon Jackson were named to the All-Tournament Team.

# Wisconsin Big Ten Tournament Records

## Wisconsin Individual Highs

**Points:** 30 by Rob Wilson vs. Indiana, 2012  
**FG:** 11 by Rob Wilson vs. Indiana, 2012  
**FG Attempts:** 21 by Jordan Taylor vs. Penn State, 2011  
**FG Pct. (10 att.):** .727 by Zach Morley vs. Ohio State, 2005  
**3-point FGs:** 7 by Rob Wilson vs. Indiana, 2012  
**3-point FG Atts:** 12 by Devin Harris vs. Michigan St., 2004  
**3-point FG Pct. (6 att.):** .700 (7-10) by Rob Wilson vs. Indiana, 2012  
**FT:** 10 by Mark Vershaw vs. Purdue, 2000  
**FT Attempts:** 13 by Marcus Landry vs. Michigan State, 2008  
**FT Pct. (10 att.):** .900 (9-10) by Joe Krabbenhoft vs. Michigan State, 2008  
**Rebounds:** 11 by Sean Daugherty vs. Penn State, 1998  
**Assists:** 6, three times, MR: Ryan Evans vs. Michigan, 2013  
**Blocked Shots:** 4, three times, MR: Ryan Evans vs. Indiana, 2013  
**Steals:** 5 by Trevon Hughes vs. Illinois, 2010  
**Minutes:** 40 by Jason Bohannon vs. Illinois, 2010

## Wisconsin Team Highs

**Points:** 79 vs. Indiana, 2012  
**FG:** 27 vs. Indiana, 2012  
**FG Attempts:** 64 vs. Indiana, 2006  
**FG Pct.:** .615 (24-39) vs. Iowa, 1999  
**3-point FGs:** 13 vs. Indiana, 2012  
**3-point FG Attempts:** 29 vs. Illinois, 2010  
**3-point FG Pct.:** .600 (9-15) vs. Iowa, 1999  
**FT:** 26 vs. Michigan State, 2008  
**FT Attempts:** 37 vs. Michigan State, 2008  
**FT Pct.:** 1.000 (2-2) vs. Illinois, 2008 and (8-8) vs. Illinois, 2005  
**Rebounds:** 42 vs. Michigan, 2008  
**Assists:** 20 vs. Purdue, 2000  
**Blocked Shots:** 12 vs. Northwestern, 2000  
**Steals:** 13 vs. Minnesota, 2004

## Wisconsin Team Lows

**Points:** 33 vs. Penn State, 2011  
**FG:** 14 vs. Illinois, 2005  
**FG Attempts:** 39 vs. Iowa, 1999  
**FG Pct.:** .259 (14-54) vs. Illinois, 2005  
**3-point FGs:** 2 vs. Indiana, 2006 and vs. Ohio State, 2005 and vs. Penn State, 1998 and vs. Penn State, 2011  
**3-point FG Attempts:** 7 vs. Penn State, 1998  
**3-point FG Pct.:** .095 (2-21) vs. Penn State, 2011  
**FT:** 1 vs. Penn State, 2011  
**FT Attempts:** 2 vs. Illinois, 2008  
**FT Pct.:** .333 (1-3) vs. Penn State, 2011  
**Rebounds:** 24 vs. Iowa, 2002  
**Assists:** 2 vs. Indiana, 2006  
**Blocked Shots:** 0, three times, MR: vs. Minnesota, 2004  
**Steals:** 1 vs. Indiana, 2006 and vs. Michigan State, 2004 and vs. Michigan State, 1999

## Opponent Individual Highs

**Points:** 28 by Luke Recker (IOWA), 2002  
**FG:** 11 by Kevin Turner (ILL), 1998  
**FG Attempts:** 22 by Trey Burke (MICH), 2013  
**FG Pct. (10 att.):** .800 (8-10) by Jarrod Gee (ILL), 1998 and by Mike Tisdale (ILL), 2010  
**3-point FGs:** 5 by Sean Connolly (OSU), 2003  
**3-point FG Att.:** 10 by Drew Neitzel (MSU), 2008  
**3-point FG Pct. (6 att.):** .714 (5-7) by Sean Connolly (OSU), 2003  
**FT:** 10 by Jared Jeffries (IND), 2001  
**FT Attempts:** 12 by Jared Jeffries (IND), 2001 and Draymond Green (MSU), 2012  
**FT Pct. (10 att.):** .833 (10-12) by Jared Jeffries (IND), 2001  
**Rebounds:** 16 by Draymond Green (MSU), 2012  
**Assists:** 11 by Mateen Cleaves of (MSU), 1999  
**Blocked Shots:** 4 by Greg Oden (OSU), 2007; Calvin Booth (PSU), 1998; and Dallas Lauderdale (OSU), 2009  
**Steals:** 5 by Luke Recker (IOWA), 2002  
**Minutes:** 40, six times, MR: Aaron Craft (OSU), 2013

## Opponent Team Highs

**Points:** 71 by Indiana, 2012  
**FG:** 26 by Michigan State, 2004 and by Illinois, 1998  
**FG Attempts:** 61 by Ohio State, 2005  
**FG Pct.:** .542 (26-48) by Michigan State, 2004 and by Illinois, 1998  
**3-point FGs:** 7 by Michigan State, 2008 and by Illinois, 2005  
**3-point FG Attempts:** 24 by Michigan, 2008  
**3-point FG Pct. (10 att.):** .600 (6-10) by Illinois, 2010  
**FT:** 26 by Indiana, 2001  
**FT Attempts:** 35 by Indiana, 2001  
**FT Pct. (10 att.):** .833 (5-6) by Ohio State, 2005 and .833 (10-12) by Michigan State, 1999  
**Rebounds:** 40 by Illinois, 2005 and by Illinois, 2010  
**Assists:** 18 by Michigan State, 2007  
**Blocked Shots:** 6 by Ohio St., 2007 and Illinois and Iowa, 2005  
**Steals:** 13 by Iowa, 2002

## Opponent Team Lows

**Points:** 34 by Michigan, 2008  
**FG:** 10 by Michigan, 2008  
**FG Attempts:** 39 by Illinois, 2007 and Penn State, 2011  
**FG Pct.:** .200 (10-50) by Michigan, 2008  
**3-point FGs:** 0 by Indiana, 2001  
**3-point FG Attempts:** 6 by Indiana, 2001 and Indiana, 2012  
**3-point FG Pct.:** .000 (0-6) by Indiana, 2001  
**FT:** 3 by Illinois, 2008 and by Minnesota, 2004  
**FT Attempts:** 5 by Minnesota, 2004  
**FT Pct. (10 att.):** .429 (3-7) by Illinois, 2008  
**Rebounds:** 25 by Michigan State, 2004  
**Assists:** 7 vs. Iowa, 2002 and vs. Michigan, 2013  
**Blocked Shots:** 0 by Illinois, 2008 and Indiana, 2012  
**Steals:** 1 by Indiana, 2012

# Media Relations Contacts

## Brian Lucas

### Director

Brian Lucas was named UW's Director of Athletic Communications in 2009. Now in his 15th year with the Athletic Communications Office, he has served as the main football media contact since 2008.

Lucas spent the previous seven seasons as the primary men's basketball contact. During that time he also assisted with football and served as the editor of both the football and men's basketball game programs. Both programs received national honors from CoSIDA during his time as editor.

As the primary contact for men's basketball, the Badgers won five Big Ten titles (three regular-season and two tournament) during Lucas' seven seasons. In 2006-07, the team was ranked No. 1 in the country and produced its first first-team All-American (Alando Tucker) since 1950.

Lucas began as an intern at UW after working one year as an intern in the Marquette Sports Information Office.

Lucas is a 1998 graduate of Notre Dame, where he earned a B.A. in English and American Studies. He worked for three years in the Irish Sports Information Office. The Oceanside, N.Y., native lives in Middleton with his wife, Christine, and their daughter, Cayla.

## Jeremy Wodajo

### Staff Assistant

Jeremy Wodajo is in his second year as a staff assistant at Wisconsin. Wodajo serves as the secondary contact for UW men's basketball program, while handling primary duties for the Badgers' men's and women's soccer team, as well as the men's and women's swimming programs.

Prior to joining the staff at UW, Wodajo spent a year in the athletics media relations office at the University of Denver, working primarily with the men's and women's basketball and men's lacrosse programs, including Hall of Fame lacrosse head coach and six-time NCAA national champion Bill Tierney.

A native of Milwaukee, Wis., Wodajo received his bachelor's degree from the Wisconsin School of Journalism & Mass Communication in 2011 and currently resides in Madison.

## Patrick Herb

### Assistant Director (Men's BBall Contact)

Patrick Herb, an alumnus of UW-Madison and seven-year veteran of the Kansas City Chiefs public relations staff, is in his sixth year with the UW Athletic Communications department. He is the primary contact for men's basketball and serves as the editor of the national-awarding winning football and men's basketball game programs.

In 2009, Herb also debuted as the sideline reporter for the Wisconsin Radio Network's broadcasts of Badger football.

Prior to Wisconsin, Herb spent his entire professional career with the Chiefs, most recently as manager of media relations. In his role at Kansas City, Herb was the managing editor and designer of the Chiefs Gameday program and media guide; was involved with planning and idea generation for the team Web site; was an on-camera host and creator of several video pieces on the team Web site; traveled with the team; and supervised the staff interns and photographer. Herb also worked for the NFL at five Super Bowls and two AFC Championship games.

Herb and his wife, Lindsay, are both Appleton, Wis., natives and currently reside in Madison with their sons, Tyler and Austin.

### UW Athletic Comm. Office

Phone: (608) 262-1811

Fax: (608) 262-8184

Website: [UWBadgers.com](http://UWBadgers.com)

Address: Kellner Hall

1440 Monroe Street

Madison, WI 53711

Location: Second Floor, Kellner Hall

#### Director: Brian Lucas (FB)

O: 608-263-5052

C: 608-513-3987

E-mail: [bml@athletics.wisc.edu](mailto:bml@athletics.wisc.edu)

#### Assistant Director: Patrick Herb (MBB)

O: 608-890-2477

C: 608-957-2085

E-mail: [pah@athletics.wisc.edu](mailto:pah@athletics.wisc.edu)

#### Staff Assistant: Jeremy Wodajo (MBB)

O: 608-262-8216

C: 608-445-4086

E-mail: [jjw@athletics.wisc.edu](mailto:jjw@athletics.wisc.edu)

## 2013-14 Opponent Sports Information Directors

**UW-Platteville: Justin Bohn**

bohnj@uwplatt.edu  
608-342-1574  
[athletics.uwplatt.edu](http://athletics.uwplatt.edu)

**St. John's: Mark Fratto**

frattom@stjohns.edu  
718-990-6897  
[www.redstormsports.com](http://www.redstormsports.com)

**Florida: Denver Parler**

denverp@gators.ufl.edu  
352-375-4683  
[www.gatorzone.com](http://www.gatorzone.com)

**Green Bay: Andrew Gavin**

gavina@uwgb.edu  
920-465-2498  
[www.greenbayphoenix.com](http://www.greenbayphoenix.com)

**North Dakota: Ryan Powell**

ryan.powell@athletics.und.edu  
701-777-2986  
[www.undsports.com](http://www.undsports.com)

**Bowling Green: Jason Knavel**

jknavel@bgsu.edu  
419-372-7075  
[www.bgsufalcons.com](http://www.bgsufalcons.com)

**Oral Roberts: Blake Freeland**

bfreeland@oru.edu  
918-495-7181  
[www.orugoldeneagles.com](http://www.orugoldeneagles.com)

**Saint Louis: Brian Kunderman**

bkunderm@slu.edu  
314-977-3346  
[www.slubillicens.com](http://www.slubillicens.com)

**West Virginia: Bryan Messerly**

Bryan.Messerly@mail.wvu.edu  
304-293-2821  
[www.wvusports.com](http://www.wvusports.com)

**Old Dominion: Carol Hudson**

chudson@odu.edu  
757-683-3395  
[www.odusports.com](http://www.odusports.com)

**Virginia: Erich Bacher**

bacher@virginia.edu  
434-982-5500  
[www.virginiainsports.com](http://www.virginiainsports.com)

**Marquette: Scott Kuykendall**

scott.kuykendall@marquette.edu  
414-288-4794  
[www.gomarquette.com](http://www.gomarquette.com)

**Milwaukee: Kevin O'Connor**

kjoc@uwm.edu  
414-288-4794  
[www.uwmpanthers.com](http://www.uwmpanthers.com)

**Eastern Kentucky: Kevin Britton**

kevin.britton@eku.edu  
859-622-2006  
[www.ekusports.com](http://www.ekusports.com)

**Prairie View A&M: Ryan McGinty**

rjmcginty@pvamu.edu  
936-261-9140  
[www.pvpanthers.com](http://www.pvpanthers.com)

**Illinois: Derrick Burson**

burson@illinois.edu  
217-333-0933  
[www.fightingillini.com](http://www.fightingillini.com)

**Indiana: J.D. Campbell**

jc56@indiana.edu  
812-855-9794  
[www.iuhoosiers.com](http://www.iuhoosiers.com)

**Iowa: Matthew Weitzel**

matthew-weitzel@uiowa.edu  
319-335-9411  
[www.hawkeyesports.com](http://www.hawkeyesports.com)

**Michigan: Tom Wywrot**

twywrot@umich.edu  
734-647-1268  
[www.mgoblue.com](http://www.mgoblue.com)

**Michigan State: Matt Larson**

larsonm9@ath.msu.edu  
517-355-2271  
[www.msuspartans.com](http://www.msuspartans.com)

**Minnesota: TBA**

TBA  
TBA  
[www.gophersports.com](http://www.gophersports.com)

**Nebraska: Shamus McKnight**

smcknight@huskers.com  
402-472-2263  
[www.huskers.com](http://www.huskers.com)

**Northwestern: Nick Brilowski**

brilowski@northwestern.edu  
847-467-3831  
[www.nusports.com](http://www.nusports.com)

**Ohio State: Dan Wallenberg**

wallenberg.1@osu.edu  
614-292-4095  
[www.ohiostatebuckeyes.com](http://www.ohiostatebuckeyes.com)

**Penn State: Alissa Clendenen**

akc16@psu.edu  
(814) 865-1757  
[www.gopsusports.com](http://www.gopsusports.com)

**Purdue: Chris Forman**

cforman@purdue.edu  
765-494-3201  
[www.purduesports.com](http://www.purduesports.com)