

HISTORY

&

RECORDS




2012 - 2013

**2002 MW Tournament
First Round against Air Force**

Marcus Bailey hits a three-pointer to tie the game with :04 seconds remaining. The Cowboys went on to win 69-67 in overtime.

MARCUS BAILEY





OVER A CENTURY OF UW BASKETBALL

The fabric of Wyoming's 107-year basketball tapestry is woven with many significant and magnificent contributions to the game, not to mention a multitude of memories to stir the emotions of every Cowboy fan.

There's that 1943 National Championship, the crown jewel of this century. And before that, the 1934 national title, selected by the Helms Foundation.

There's Les Witte, Wyoming's very first All-American, who was so dominating in his time that he was picked as one of the five best players in the nation in 1932 — legendary John Wooden was also one of the five — as well as in 1934.

There's the great All-American Kenny Sailors and his many contributions to the game including the jump shot which changed the game forevermore.

There's Flynn, and his fabulous behind the ear jumper; Tub and his leadership; Fennis and his swagger, and Marcus and his charisma.

There's 16 total All-Americans, 27 professional draft picks; 14 NCAA and 8 NIT postseason appearances.

There are four historic facilities which have housed the Pokes, each in its own right, becoming as hostile and unique as any homecourt in the land, while hosting 809 Cowboy victories during the century.

There are the millions of fans who have loyally, and with a fierce pride, shared the great times, and the not-so-great times, with their beloved Cowboys.

It all began in a small red-brick structure, located near what is now the Arts and Sciences Building, known as the "Little Red Gym". The State Legislature appropriated \$15,000 to construct the gymnasium with a capacity of 1,000. While the first game there was played in March of 1905, it was the summer of 1904, when a team representing the university was challenged by a city outfit known as the "Laramie Town Team". UW won the game 17-5, the first ever basketball victory for the brown and gold. It was the lone contest the team would play that year, forever stamping 1904 as the only undefeated campaign in Wyoming hoop history.

The Cowboys finished 52-40 in the Little Red Gym.

It would be five coaches and a decade later before UW would fashion another winning season. John Corbett, a Hall of Famer who would mean so much to Wyoming Athletics through his career, reversed the losing trend in 1915, by directing the Pokes to a 3-2 record. During his nine seasons at the helm, he would coach three winning seasons, stepping down as head coach after the 1923-24 season.

Cowboy basketball would begin to transform from a pastime to a passion during the next six seasons. Under the direction of Stewart Clark and George McLaren, the Cowboys would begin the winning tradition as we know it today. From 1925 through 1930, those two would produce a record of 71-34, and pave the way for the era's "glory years".


It was during Clark's watch that the Cowboys moved into the Half Acre Gym. Construction of the Cowboys' next home began in 1923, at a cost of \$150,000. Considered a massive facility, the gym was just about one-half acre in size, and one of the nation's largest and most modern facilities. It had a capacity of just over 4,000. Its official dedication came on January 23, 1925, with Wyoming defeating Utah 31-29 in overtime. Known as "Hell's Half Acre" because of the difficulty for opponents to win there, Wyoming played eight perfect home seasons in the gym in 26 seasons. From January of 1925 through March of 1951, the Cowboys were 222-44 in that building.

For the next 28 seasons following the Clark-McLaren era, a pair of coaches, known for their fierce competitiveness would elevate Wyoming basketball to a national level with successes that never were duplicated during Wyoming's first 100 years of basketball.

The first of those two coaches was a reserved and shy gentleman by the name of Willard "Dutch" Witte who replaced McLaren in 1931. A Lincoln, Neb., native who coached as many as four sports while at Wyoming during the 30's, Witte would coach nine of those 28 landmark seasons. Compiling 134 wins in 185 games, Witte coached the Cowboys to five Rocky Mountain Conference Eastern Division titles and two outright league crowns.

But his most brilliant year came in 1934, when his Cowboys reeled off 20 straight wins—an accomplishment that has not been repeated—and finished the season with a conference championship, a 26-3 record and Wyoming's first national title. The Cowboys were selected as the 1934 National Champions by the Helms Athletic Foundation, the only collegiate voting poll of the era.

That season, Witte's starting five—Ed McGinty, Art Haman, John Kimball, Haskell Leuty and his brother Les — all were named to one All-America team or another. Two seasons earlier Les became Wyoming's first All-American, selected by both the Helms Foundation and the Converse Yearbook.



Kenny Sailors steals the ball from St. John's University in the Red Cross game at Madison Square Garden in 1943.



OVER A CENTURY OF UW BASI

Under "Dutch", the Cowboys would win 52 consecutive Rocky Mountain Conference games in the Half Acre Gym.

He also coached football for six seasons, and after stepping down from coaching, served as Director of Wyoming Athletics for many years, and was a member of the National Basketball Association Rules Committee.

Witte's outstanding success was only exceeded by his successor, the legendary Everett Shelton.

It was Shelton who transformed Wyoming into a national name, a national power. For 19 seasons, and in two basketball palaces, he stalked the sidelines while directing Wyoming to 328 victories, and winning over 60 percent of his games. He remains the school's all-time winningest coach. In 1982, his life's work earned him basketball's highest honor, induction into the Basketball Hall of Fame.

Ironically, Shelton's first season at Wyoming was a dismal one. After winning his first three games as head coach, he would manage just three more wins the remainder of the year, and finished 6-10. His teams would win 20 or more games seven times following that season.

During his 19 campaigns, Shelton would coach Wyoming to eight conference championships, eight NCAA tournament appearances, and of course, the most famous season of them all, the 1943 National Championship.

The first basketball team from the Rocky Mountains to win an NCAA Basketball Championship, the 1942-43 Cowboys posted a 31-2 record, despite playing just nine home games all season. After losing at Duquesne (43-33) in the year's fourth game, the Cowboys did not lose a game to another collegiate team the remainder of the season. Their only other loss was to the Denver Legion team. The Cowboys outscored their opponents by an average of 20 points per game, and became the first UW squad to reach the century mark by beating Regis, 101-45.

Wyoming opened the NCAA Tournament beating the University of Oklahoma, 53-50, in the first round. They then beat the University of Texas, 58-54, in the semifinals, to advance to the national championship game against Georgetown University. The Cowboys defeated Georgetown, 46-34, to claim the NCAA title.

Two days after winning the NCAA Championship, the Cowboys were asked to take on the winner of the National Invitational Tournament (NIT), St. John's, in a Red Cross benefit game. The idea of the game was to raise money for the country's war effort. It took an overtime period, but Wyoming beat St. John's 52-47, in New York's Madison Square Garden, to earn the title of World Champions of 1943.

While Shelton did a brilliant job of coaching that team, the stars were Kenny Sailors and Milo Komenich. While Sailors was scoring from the outside, Komenich was doing the damage on the inside.

A native of Hillsdale, Wyo., Sailors was a three-time All-American. He earned the honor in 1942 and 1943, and amazingly in 1946, after being away for two years serving in World War II. He was the unanimous selection for College Basketball Player of the Year in 1943, and was named the Most Valuable Player of the 1943 NCAA tournament. After the war, he was again named Player of the Year in '46. In an effort to shoot over his brother on their backyard court at home, he began toying with an offensive move in which he jumped, then shot. He turned it into an art, and is credited in most basketball circles with inventing the modern-day jump shot that revolutionized the game.

There was no basketball at Wyoming in 1943-44, due to World War II, and when it resumed in 1944-45, the Cowboys posted a losing record. But when Sailors and his teammates returned from the war, things were back on track for Wyoming basketball. The Pokes were 22-4 in 1945-46, and won the league. Shelton had great years in 1946-47 (22-6, conference champion and NCAA appearance); 1947-48 (18-9, conference title and NCAA appearance); 1948-49 (25-10, conference title and NCAA appearance); 1949-50 (25-11); 1950-51 (26-11); 1951-52 (28-7, conference title, and NCAA appearance); 1952-53 (20-10, conference title and NCAA appearance); and 1957-58 (conference title and NCAA appearance).

While his teams raised havoc in "Hell's Half Acre", Shelton was an instrumental fundraiser for War Memorial Stadium and Fieldhouse, where he coached for eight seasons, once the Cowboys moved out of the Half Acre.

Construction of War Memorial Fieldhouse began in August of 1949, and had a price tag of an estimated \$1,000,000. The Fieldhouse dedication was December 14-15, 1951, against St. Mary's (Calif.) and Indiana. Wyoming beat the Gaels and lost to the Hoosiers. At the time it was built, the Fieldhouse was the biggest structure in Wyoming at 69,680 square feet. It was a War Memorial to all Wyoming World War II veterans. In 31 seasons, the Cowboys played 381 games there.

While much of Wyoming's hoop tradition came in the 1940's under Shelton, he coached many outstanding players through the 1950's as well. Maybe the most notable was a young guy considered to be Shelton's best small player since Sailors. His name was Joe Capua, and he would become Wyoming's all-time single-season scoring leader. A tremendous sparkplug for the Cowboys from 1954 through 1956, the wiry guard from Gary, Ind., was an All-Skyline Conference selection for two seasons. In 1956 he led Wyoming in scoring at 24.5 points per game on his way to Skyline Player of the Year. That season he set a single-game scoring mark that still stands to this day. In a victory over Montana, he scored 51 points on 16 field goals and 19 of 26 free throws. Two nights later, in a win over Utah, he scored 32 points, capping the greatest individual scoring effort in back-to-back games in school history.

Another Shelton star during the late '50's was Tony Windis. A native of Long Island, N.Y., Windis was considered one of the finest shooters ever to play at Wyoming. During his senior year of 1958-59, he averaged 24.4 points per game, the fifth-best scoring season in history. The Hall of Famer was ever-so-close to breaking Capua's record on a January night in 1958 against New Mexico. While the Cowboys were romping to a 101-61 victory in the Fieldhouse, Windis was 19 of 30 from the field and 12 of 14 from the foul line for 50 points, one shy of Capua's record. Of his 50 points that night, 33 came in the second half.



Willard "Dutch" Witte
compiled a 135-52 (.722) record
from 1931-39



KETBALL

Shelton's Wyoming finale was the 1958-59 season, and, ironically, it was his worst. The Pokes finished 4-22 that year. He would be replaced by one of his most outstanding former players, Bill Strannigan. A native of Rock Springs, the "Silver Fox", as he would be later known, was once considered one of the greatest athletes ever produced in the state of Wyoming. He was an outstanding football and baseball player, but hoops was his game.

Strannigan came to Wyoming after coaching at Iowa State where his claim to fame was upsetting Kansas and its great center Wilt Chamberlain. While his career record with the Cowboys was below .500, the popular Strannigan brought exciting teams and players to the Fieldhouse. His most significant season came in 1966-67, when Wyoming earned a spot in the NCAA Tournament. To earn that right, they upset Brigham Young in a playoff at Salt Lake City after the two tied for the Western Athletic Conference Championship.

That team was nothing short of amazing. In mid-February, Wyoming had an overall record of 8-12, and going nowhere. All of a sudden, the Pokes caught fire and won their final six games of the regular season, including WAC road wins at Arizona, Arizona State and New Mexico, and home wins over BYU and Utah. That run forced the playoff game with the Cougars for the league's automatic berth in the NCAA Tournament. The Pokes won that game and drew UCLA and Lew Alcindor in the NCAA's first round. They lost that one, and then a consolation game to Texas-El Paso in the tournament. Strannigan also coached the Cowboys to a pair of NIT appearances in 1968-69 and 1969-70.

During his era, Strannigan brought some of the greatest players in school history to the Wyoming campus including Flynn Robinson, Leon Clark, Tom Asbury, Dick Sherman, Mike Eberle, Stan Dodds, Carl Ashley and Harry Hall.

The best of the best was Robinson. Considered the greatest pure shooter in Wyoming history, Fabulous Flynn could hit his patented one-hand jumper from behind his right ear from any place on the floor. Playing from 1963 through 1965, he remains third on Wyoming's career scoring list with 2,049 points. That total was the career record for 20 seasons. Ironically Robinson and Strannigan were inducted into the University of Wyoming Athletics Hall of Fame in the same class of 1994.


During his 14 seasons as head coach, Strannigan posted six winning records, and six of his teams scored over 2,000 points in a season. His 1965-66 team is still seventh on the single-season team scoring list with 2,366 points in 26 games. That team scored over 100 points 10 times, including 120 against Nevada, the third-highest mark in school history. Strannigan teams were offensive minded.

When he stepped down in 1972-73, Strannigan was replaced by his assistant coach, close friend George "Moe" Radovich. A great player for the Cowboys and another great Cowboy Hall of Famer, Moe's Cowboys struggled during his three seasons at the helm. In 1976 he was replaced by Don DeVoe. The tall, slender DeVoe came to Wyoming after a highly-successful stint at Virginia Tech. Although he stayed just two seasons (he moved on to Tennessee), he brought to Laramie a couple of players who would return Cowboy basketball to greatness, Charles "Tub" Bradley and Kenneth Ollie.

After DeVoe's departure following the 1977-78 season, the Cowboys struggled hiring a head coach, but finally settled on a guy who had produced outstanding success at the University of Montana. His name was Jim Brandenburg, and he would bring Wyoming basketball back to national prominence.

The first thing he did was to convince Bradley and Ollie to stay at Wyoming. Cowboy fans would be glad he did. By the time those two were seniors, the Cowboys were one of the nation's elite teams. Under Brandenburg's guidance, the Cowboys showed steady improvement. They were 15-12 in 1978-79, 18-10 in 1979-80, and bell-ringers in 1980-81, at 24-6. That team would advance to the NCAA Tournament, beating Howard University in the opening round (78-43), but narrowly losing to Illinois (67-65). It was Bradley and Ollie who keyed the season.

No Wyoming fan will ever forget the final home weekend of the '80-81 season, when the Cowboys hosted Brigham Young and Utah in the Fieldhouse. All three teams were involved in a three-way battle for the league title. The BYU game was played first on Thursday, February 26, and it was an epic. The game went two overtimes before the Cowboys came away with an 86-84 win over the Danny Ainge-led Cougars. One of the important figures in the game was a sophomore guard by the name of Mike Jackson who hit two long jumpers in the final minute-and-a-half of regulation to send the game to OT. But



Flynn Robinson, with his behind the ear jump shot, thrilled Cowboy fans from 1963-65.



OVER A CENTURY OF UW BASI

it was Bradley who was something to see. He finished with 31 points, including six of eight from the free throw line in the second overtime. It was an unforgettable night in the Fieldhouse.

The Cowboys were not done. The second-half of the weekend doubleheader brought seventh-ranked Utah to town. Even though the Utes had clinched the crown with a victory at CSU two nights before, the Wyoming-Utah game would be a classic in its own right. This one took on a different complexion, a physical, defensive struggle. With Ollie's 19 points leading the way, the Cowboys beat the Utes, 53-50 to finish with a perfect 14-0 record at home, the first time that had happened since 1946. The two weekend games also concluded the last full season in War Memorial Fieldhouse.

The Cowboys returned to the NCAA Tournament the next season of 1981-82 with Jackson and Bill Garnett leading the way. Wyoming finished 23-7, defeated Southern Cal in the tourney's first round, then lost a tough one to Patrick Ewing and Georgetown. That certainly was not the end of postseason play during the Brandenburg Era.

Without question it was Brandenburg, Bradley and Ollie who ignited the state of Wyoming, and brought Cowboy basketball back. Because of them a new basketball palace was planned and constructed. Sadly, Bradley and Ollie had already graduated before they could play in the new building. But the Arena-Auditorium was very definitely their legacy. Both Bradley and Brandenburg have since been inducted into the UW Intercollegiate Athletics Hall of Fame.

The final game in the Fieldhouse, one of the greatest home buildings the country had ever seen, came on February 13, 1982. Don Haskins and UTEP received the honor of playing the last game, and saddened every Cowboy fan by winning the game, 45-37 in a typical pre-shot-clock Haskins game.

The Arena-Auditorium opened seven days later, on Feb. 20, 1982, the final game of that season. A record crowd of 15,004 jammed into the new place to watch the Cowboys romp over Air Force, 59-29. It would have been difficult to beat the Cowboys on that energy-filled night. It was the final home game for the Pokes' Hall of Famer Bill Garnett, and he went out in style with 16 points and 12 rebounds.


Built at a cost of \$15,668,200, construction began in November of 1979. At over 200,000 square feet, the Double A has the largest seating capacity in the state. Over its 30-year history it has attracted 73 crowds of over 10,000, and has been sold out 15 times. Wyoming has more than 330 victories in the building.

After that "Dome of Doom" opening, Brandenburg's real fireworks, however, were yet to come. After three consecutive "quiet" seasons, Brandenburg and his Cowboys made some big noise in 1985-86, thanks to a player who signed at Wyoming after few had recruited him. He would become known as the "Electric Man", and would finish his career as the greatest player in Cowboy history.

Fennis Dembo was a sophomore in 1985, when the Cowboys embarked on one of the most exciting seasons in 40 years. The team actually lost five of its first nine games that season. But from late December through late March, no team in the country played better. The Cowboys won 18 of their last 23 games of the season, to finish 24-12. Down the stretch, each game became more historic than the last.

The first big one came in the final regular-season game at Brigham Young. The winner of the game would host the Western Athletic Conference Tournament. With Dembo playing at his electric best, the Cowboys upset BYU, 65-62. The WAC was coming to Laramie. The Double A never looked better as the Cowboys hosted the first eight-team WAC Tournament. Things did not look so great when UTEP beat the Pokes in the tournament final, 65-64, to earn the automatic NCAA bid. It would be a blessing in disguise, however.

Although they lost in that WAC finale, the Cowboys were selected to host an NIT game with Texas A&M as the opponent, March 13, 1985. They won that game. The crowd and the way they played earned them a second home game. This one came against Loyola Marymount. The Pokes won that game as well in front of an even bigger and more enthusiastic throng. Because of that the Pokes were surprisingly awarded a third home game. The opponent was Clemson, and the winner would go to New York and the NIT semifinals.



Tony Windis and Coach Everett Shelton



BASKETBALL



Charles "Tub" Bradley

A record-setting crowd of 15,028 jammed the Double A to see their Cowboys take on the ACC opponent. Dembo was at his best, as was his sophomore teammate Eric Leckner. The Cowboys overcame an early Tiger lead, and went on to win 62-57. With the band playing "New York, New York", and Dembo sitting on the rim at the west end of the floor, it was final, the Cowboys were going to the Big Apple.

They would beat Florida (67-58) to play in the finals, only to lose to Ohio State (73-63). But what a magical season it was, and it set the stage for even bigger doings the next season.

The Pokes fashioned another tremendous season in 1986-87, but like the UTEP loss in the tournament the previous year, experienced the low before enjoying the high.

They lost their final three games of the '86-87 regular season, Brigham Young at home and New Mexico and UTEP on the road, to limp into the conference tournament at Albuquerque. But there, they found new life and new ways to win in the WAC tourney, beating Utah by two, UTEP by three, and New Mexico by two in the championship. They had earned the automatic NCAA berth. Making it even more special was the fact the Cowboys were sent to Salt Lake City for the tournament insuring a huge throng of loyal followers.

With Cowboy fans filling nearly half of the Special Events Center, Wyoming upended Virginia (64-60) in the first round of the tournament, and drew UCLA and Reggie Miller in the second round. In one of the best games of his career, Dembo out-dueled Miller to lead the Cowboys to the stunning victory. The Wyoming legend finished with 41 points and nine rebounds, including 16-of-16 free throws, and the Pokes were going to the "Sweet 16" in Seattle. They would lose there to UNLV, which went on to play in the NCAA championship game, but it did nothing to tarnish one of the most sensational seasons in Cowboy history.

Sadly, and surprisingly, Brandenburg left after that season for San Diego State with a cupboard full of outstanding players. He was replaced by Benny Dees, a personable Cowboy basketball letterman who would coach for six seasons. He had the pleasure — despite the immense pressure — of coaching Dembo and Leckner during their senior seasons. That 1987-88 outfit finished with a 26-6 record, winning the WAC Tournament at

Provo. The Cowboys defeated San Diego State, Colorado State — on a buzzer shot by Leckner — and UTEP to earn the NCAA's automatic bid. This time things did not go as well. They lost in the first round to a high-scoring Loyola Marymount team in a shootout, 119-115.

Dees would finish with a 104-77 record over six seasons, including a pair of 20-win campaigns, that NCAA Tournament appearance, and one NIT appearance (1990-91). Dembo would finish his career as the most nationally-recognized Cowboy of all time, and clearly the school's best. He holds the career record for points scored, is second in steals, third in rebounds, fifth in assists and seventh in blocked shots.

Joby Wright (1994-97) and Larry Shyatt (1998) would direct the Cowboy fortunes for the next five seasons before Steve McClain would take over, and return Wyoming basketball to national prominence.

In his first six seasons, McClain directed Wyoming through one of its most successful periods in history. In four of those six years the Cowboys appeared in postseason play. He posted the fifth-best winning percentage in school history while his teams averaged 20 wins per season through his first five years. His teams captured two of the first four MWC titles, sharing the 2000-01 season, and winning the 2001-02 outright. The back-to-back regular-season conference titles were the first since the 1980-81 and 1981-82 seasons.


McClain coached two All-Americans in his first six seasons, Josh Davis and Marcus Bailey. Bailey was on his way to one of the great careers in hoop history when it was tragically and prematurely ended during the ninth game of his senior year. In a win over South Carolina, he tore the anterior cruciate ligament in his right knee. He would never play for the Cowboys again.

The high point of the Cowboys' return to national prominence was their appearance in the 2002 NCAA Tournament. It marked their first appearance since 1988.

In one of the most thrilling games ever in the Double A, the Cowboys edged Utah (57-56) before the biggest crowd in school history (16,089) to win the MWC title outright.

After some anxious moments during Selection Sunday, the Cowboys drew number-six-ranked Gonzaga in the first round of the NCAA West Regional in Albuquerque, N.M. The Zags came into the game with a 29-4 record, and were heavily favored. The Cowboys played maybe their finest game of the season in throwing a balanced attack at the Bulldogs. Davis finished with 11 points, 14 rebounds and five blocked shots. Uche Nsonwu-Amadi added 14 points and Bailey 13. It was another one of those wins that ignited the state, and certainly thrust the Cowboys into the national limelight. They would play Arizona in the second round, and lose to the Wildcats, 68-60, finishing the season with a 22-9 record.

Now, a new century of Cowboy basketball is upon us and head coach Larry Shyatt and his Cowboys have begun returning the program to national prominence. It's exciting to think what kind of history will be made during Wyoming's second century.



Fennis Dembo is Wyoming's all-time scoring leader with 2,311 career points.



EVERETT SHELTON

– FATHER OF COWBOY BASKETBALL

The tradition and history of University of Wyoming Cowboy Basketball has its roots in its greatest coach — Everett Shelton.

Shelton coached the Wyoming Cowboys for 19 seasons from the 1939-40 season through the 1958-59 campaign. He led the Cowboys through their most successful period, highlighted by Wyoming's 1943 NCAA Championship. Coach Shelton ended his UW coaching career having won more games, 328, than any other Poke basketball coach. His all-time coaching record at UW stands at 328-201 (.620).

During his tenure at Wyoming, Shelton captured eight conference championships in: 1941, '43, '46, '47, '49, '52, '53 and '58. He also led the Cowboys to eight NCAA appearances in 1941, '43, '47, '48, '49, '52, '53 and '58.

He arrived in the Rockies in 1936 when William N. Haraway lured Shelton to Denver to coach the Denver Safeway AAU team. Haraway had attempted to hire another college-coaching legend, Henry Iba of Oklahoma A&M (now Oklahoma State). When Iba turned down the offer, he suggested Haraway hire Shelton.

"You couldn't obtain a better coach, including myself," said Iba. At the time, Shelton was coaching his alma mater, Phillips University in Enid, Okla.

In only his second season, Shelton led the Denver Safeway team to its first AAU National Championship in the 1937-38 season. He coached the Colorado Springs Antlers Hotel AAU team in 1938-39 prior to taking the head job at Wyoming.

A great teacher of the game, three of his former players followed him as head coach of the Cowboy Basketball program — Bill Strannigan (1959-60 to 1972-73), who succeeded his mentor; Moe Radovich (1973-74 to 1975-76); and Benny Dees (1987-88 to 1992-93).

Dees was a member of Shelton's final conference championship team at Wyoming and the final Shelton-coached team at Wyoming to make the NCAA Tournament in 1958. Dees has fond memories of Coach Shelton.

"He was one of the greatest disciplinarians I've ever been around, and his self-discipline was extremely strong," said Dees. "He was an immaculate dresser. He did everything by the numbers. He was a very, very strong personality, and was a tremendous influence on helping me decide what I wanted to do in my life. I thought the world of him.


"His teams were very structured, in the Hank Iba mold. He ran what he called a box-weave offense, and you better have the right foot in the right place at the right time if you wanted to play for him. He was way ahead of his time as a basketball coach.

"When I came here, I was one of those unstructured junior-college players who aggravate me now. I can remember the first practice I played in here. One of my teammates got the rebound and kicked the ball out to me. I took off down the court, and I could hear Coach Shelton hollering, 'Somebody stop him, gear him down.' My two years playing under him were up and down. But as time went by and after I left, I found out how special I was to him and how much he meant to me. When I graduated, I could have stayed here at Wyoming as freshmen coach. Probably the biggest mistake I ever made was not staying with him as freshmen coach. He also offered me a job later, after he left Wyoming and was at Sacramento State.

"When I came, he was winding down his career here. We were very aware, as players, of the respect he had from the Wyoming fans. And when you would travel with him and would see the great respect he had from other coaches, you knew you were playing for someone special. He was such a good man."

Shelton's involvement in college athletics also included serving as President of the National Association of Basketball Coaches (NABC) and as Commissioner of the Far Western Conference. He was also instrumental as a fundraiser for the construction of Wyoming's War Memorial Fieldhouse and Stadium. In addition to coaching basketball, Shelton served as UW's baseball coach for several seasons.

Shelton, who died on April 16, 1974, was posthumously honored with the highest honor in basketball in 1982 when he was inducted into the Naismith Memorial Basketball Hall of Fame in Springfield, Mass. And to this day, he and a former player of his, the legendary Curt Gowdy, who was inducted as a broadcaster, are the only two individuals from the state of Wyoming to earn that honor.





At the beginning of the 2008-09 season, Kenny Sailors became the first player in Wyoming basketball history to have his jersey displayed in the Arena-Auditorium. Here, Sailors watches as his No. 4 jersey is hung from the rafters in the Double A.

KENNY SAILORS

CREATOR OF THE JUMP SHOT & TWO-TIME NATIONAL PLAYER OF THE YEAR

One of the most distinctive aspects of the modern game of basketball is the graceful athletic abilities basketball players display while in the air. But the game of basketball was not always played that way. It was played with both feet on the ground — that is until a college player from Wyoming changed the game forever with an innovative new technique — the jump shot.

Kenny Sailors grew up in Hillsdale and Laramie, Wyo. When Sailors was in junior high school, he and his older brother of three years, Bud, were playing a pickup game. In a Nov. 20, 1988, feature story in the Anchorage Alaska Daily News, the two brothers described the first jump shot.

"It was just a weapon that came naturally," said Kenny. "Bud was big, and he was fast enough to stop my drive. I just did it (the jump shot) out of necessity."

"We played quite a bit before he figured out he could dribble and get that one-handed shot on me," said Bud. "That was the first time I'd run into it. I was almost six feet five already. I don't care how tall you are, you're either going to foul him or he's going to make it. He was real accurate with it."

The shot that Sailors is credited with inventing, the jump shot, is commonplace in today's game, but was unheard of in the 1930's and 40's when Sailors perfected it at the high school and college level.

"If your feet left the floor," said Sailors, "you were a freak. You were on the bench. It's hard for people to believe."

By the time Sailors entered his junior year at the University of Wyoming, he had become so proficient at his jump shot that he earned All-America honors while leading Wyoming to the 1943 NCAA Championship.

Sportswriters in New York were dazzled by Sailors' shooting style as he led Wyoming to a 46-34 victory over Georgetown in the championship game in Madison Square Garden. Fittingly, he led both teams in scoring with 16 points. He was later presented the Chuck Taylor award, symbolic of being selected the outstanding college player in the nation.

In describing the championship game, the New York Times story read as follows, "Sailors was the key man. His ability to dribble through and around any type of defense was uncanny, just as was his electrifying one-handed shot."

Joe Cummisky, Sports Editor of the New York newspaper PM, wrote, "This Sailors can do everything with a basketball but tie a seaman's knot. And, given time, and a chance to dribble two steps, he'd probably be able to do that. Sailors was the hand who held the S.S. Wyoming together when everybody was figuring Georgetown was in. It's enough to say that Sailors — also voted the most valuable player in the NCAA final as sort of an anti-climactic gesture — is quite a ballplayer. In closing, I wonder if Georgetown has ever heard of that old sea chanty entitled 'Sailors Beware'?"

Following Wyoming's national championship, Sailors enlisted in World War II where he served in the Marine Corps. Following the war, Sailors returned to Wyoming to finish his eligibility in 1946. Once again, he earned All-America honors, and was named the Helms Foundation College Player of the Year.

Sailors went on to play in the National Basketball Association (NBA), which was founded in 1946 — the year Sailors graduated from UW. He went on to play five seasons for the Cleveland Rebels, Providence Steamrollers, the original Denver Nuggets, the Boston Celtics and the Baltimore Bullets. His salary was a far cry from today's multimillion dollar contracts — Sailors made about \$7,000 per season.

Kenny Sailors, who now lives in Laramie and can be seen in the stands at most Wyoming games and practices, will forever be remembered by Cowboy fans as one of the greatest Cowboy players, and he will be remembered in the history of the game as one of the pioneers who made basketball the exciting game it is today.

The oldest living Most Outstanding Player of the NCAA Tournament, Kenny Sailors was inducted into the National Collegiate Basketball Hall of Fame in the summer of 2012.



1943

NCAA CHAMPIONS

It was the greatest basketball season in University of Wyoming history. A team led by three All-Americans and the most successful coach in Cowboy history brought Wyoming great pride by winning the 1943 NCAA Championship.

The 1942-43 basketball season is one that Cowboy fans will never forget. It was also a season that almost never happened. On Nov. 10, 1942, the presidents of several Colorado colleges voted to cancel their universities' 1942-43 basketball and spring sport seasons due to World War II.

In response, UW President J.L. Morrill and the UW faculty athletic committee issued a statement saying, "The announcement by the Colorado college presidents probably anticipates what is inevitable for colleges and universities in this war emergency. Travel restrictions and the forthcoming lower draft age doubtless will make it impossible to conduct any normal program of intercollegiate athletics. Wyoming believes it right and proper for the Colorado institutions to meet the situation as they see fit, and the Colorado decision is accepted without criticism or complaint by our University.

"If it is necessary to discontinue intercollegiate athletics the University of Wyoming will gladly comply. Meantime, it is our hope and intention to undertake the eastern basketball trip which has been scheduled late in December, and to decide jointly with other members of the Mountain States Intercollegiate Athletic Conference at their regular December meeting, the future status of our athletic activities in this region."

It was a time in the country's history that filled everyone with doubts about the future of the country and the world. But, in the midst of much doubt and uncertainty, the Cowboy basketball team, under the direction of coach Ev Shelton and All-American Kenny Sailors, provided Wyoming fans an escape and a reason to cheer.

Wyoming began the season with three wins against a team of all-stars from Fort Warren. The Cowboys then took off on an eastern road swing. The Cowboys road trip east started on a disappointing note losing to Duquesne by the score of 33-43, but that loss would prove to be a very rare occurrence for "The Punchers", as some writers referred to them at the time. After the Duquesne loss, Wyoming ran off a string of 23 consecutive victories on way to a 31-2 record and a 10-0 record in the conference.

Through that 23-game winning streak, Wyoming posted four-game sweeps of rivals Colorado State and Utah, and a three-game sweep of Brigham Young. The Pokes outscored their opponents by an average of 25.6 points per game. It wasn't until the semifinals of the National AAU Tournament in Denver that Wyoming lost its only other game of the season — to the Denver Legion AAU team, 33-41.

Next up for the Cowboys loomed the NCAA Tournament where the Pokes were soon to take their place in college basketball history. In the NCAA Western Regional in Kansas City, Mo., Wyoming began with a 53-50 win over Oklahoma followed by another down-to-the-wire victory over Texas, 58-54. The West Regional Championship earned the Cowboys a trip to Madison Square Garden to face the NCAA Eastern Regional Champion, Georgetown.

The Georgetown game thrilled fans in Madison Square Garden, with seven ties and seven lead changes. Just prior to the half, Kenny Sailors' basket with five seconds remaining gave Wyoming an 18-16 halftime lead. With seven minutes remaining in the game, Georgetown built a 31-26 lead. Wyoming evened the score at 31 following baskets by Jimmy Collins and Sailors and a free throw from center Milo Komenich. The final four minutes belonged to Wyoming. Behind Collins sparkling play off the bench, Wyoming built the lead to a final 46-34 tally, outscoring the Hoyas 15-3 down the stretch.

In an unprecedented matchup two nights later, the Cowboys and St. John's University met in a contest that pitted the NCAA Champion and the National Invitation Tournament Champion. The game, also played in Madison Square Garden, was devised to benefit the Red Cross. Before 18,000 screaming New York fans, who turned out in support of the hometown St. John's Redmen, Wyoming again showed the poise of a veteran team.

Despite suffering the loss of center Komenich, who fouled out shortly before the game ended in a 46-46 tie at the end of regulation, the Pokes pulled together to earn the undisputed title of National Champion.

Floyd Volker was the hero for the Cowboys in overtime, scoring five of Wyoming's six overtime points, while the Wyoming defense held St. John's to only one point in the extra period for a 52-47 win.

As the season ended, Sailors, Komenich and Jim Weir earned All-America honors. Sailors was also awarded the Chuck Taylor award as the outstanding college player in the nation.

The Cowboys and their fans had much to be proud of in regard to their championship season, but perhaps nothing brought more pride than the fact that seven members of the championship team went on to serve in the military during World War II.

At a postseason banquet honoring the team in Cheyenne, Wyoming's president J.L. Morrill said, "These fine young men will soon be in the armed services. Who doubts the victory there."



1943 National Championship Team

First Row (left to right): Don Waite, Earl "Shadow" Ray and Jimmie Reese.
Back Row (left to right): Jim Collins, Floyd Volker, Milo Komenich, Coach Everett Shelton, Lou Roney, Kenny Sailors, Jim Weir and Professor Philip O. Badger, President of the NCAA.

University of Wyoming 1943 NCAA Championship Roster

Player	Pos.	Hometown
Charles Castle	F	Phoenix, Ariz.
James Collins	G	Laramie, Wyo.
James Darden	G	Cheyenne, Wyo.
Jack Downey	G	Phoenix, Ariz.
Vernon Jensen	G	Lyman, Wyo.
Antone Katana	C	Rock Springs, Wyo.
Milo Komenich	C	Gary, Ind.
Earl Ray	G	Casper, Wyo.
Jimmie Reese	F	Rock Springs, Wyo.
Lewis Roney	G	Powell, Wyo.
Kenny Sailors	F	Laramie, Wyo.
Kenneth Tallman	F	Cheyenne, Wyo.
Floyd Volker	G	Casper, Wyo.
Donald Waite	G	Scottsbluff, Neb.
James Weir	F	Green River, Wyo.

Coach: Everett Shelton



The 1943 National Championship Trophy is displayed in the Arena-Auditorium concourse for all Cowboy fans to see.



Pictured left to right are nine of the ten Cowboys voted by UW fans to the Wyoming All-Century Team: Charles "Tub" Bradley, Marcus Bailey, Bill Garnett, Kenny Sailors, Reggie Slater, Flynn Robinson, Eric Leckner, Tony Windis and Fennis Dembo. The only member of the team who was unable to attend the ceremony was Theo Ratliff, who played for the Portland Trailblazers of the NBA at the time.

WYOMING'S ALL-CENTURY TEAM

In one of the greatest, most meaningful weekends in Cowboy basketball history, the University of Wyoming celebrated 100 years of hoops with a reunion of lettermen, and an honoring of its All-Century team on January 15, 2005. Included in the weekend celebration was a ceremony unveiling a permanent display for the 1943 national championship trophy housed in the Arena-Auditorium.

At halftime of Wyoming's game with Utah, the All-Century team was introduced. Its 10 members were chosen in late November during balloting by UW fans. The team spans more than 60 years of Cowboy basketball, from Kenny Sailors to Marcus Bailey.

All 10 players chosen scored at least 1,000 points, and each is known for some aspect of his career. The all-time scorer (Fennis Dembo), rebounder (Reginald Slater) and shot blocker (Theo Ratliff) are included on the team.

Nine of the 10 members—Ratliff could not make the celebration because his Portland Trailblazers were in the midst of their NBA schedule—were honored at halftime.

The 10 members of the team:

Marcus Bailey (Cheyenne, Wyo., 2000-03): Bailey scored in double figures in 72 of 101 career games, and led the Cowboys to two consecutive Mountain West Conference titles, and to the second round of the 2002 NCAA Tournament.

Charles Bradley (Edgewood, Md, 1978-81): Bradley ranked as one of the greatest players in Western Athletic Conference history. He guided the Cowboys to the 1981 WAC title and into the NCAA Tournament. He finished his career as the second-leading scorer, and was a three-time first-team All-WAC selection.

Fennis Dembo (San Antonio, Texas, 1985-88): A three-time All-WAC pick, Dembo was the league's Player of the Year in 1987. He is Wyoming's all-time leading scorer. He led the Cowboys to the finals of the 1986 NIT, and the 1987 and 1988 NCAA Tournaments.

Bill Garnett (Denver, Colo., 1979-82): Garnett was a four-year starter who helped the Pokes to two NCAA Tournament appearances. He was a WAC Player of the Year, and earned All-American honors.

Eric Leckner (Manhattan Beach, Calif., 1985-88): As a four-year starter at center for the Cowboys, Leckner played a huge role in Wyoming's 1986 NIT runner-up team as well as the 1987 and 1988 NCAA Tournament teams. A two-time first-team selection, he ranks fourth on Wyoming's scoring list.

Theo Ratliff (Demopolis, Ala., 1992-95): UW's all-time leading shot blocker. He was an All-WAC first-team selection for two years in a row. Not only does he own all the shot-blocking records, but he finished in the top 15 in scoring and rebounding.

Flynn Robinson (Elgin, Ill., 1963-65): In three seasons as a Cowboy, Flynn Robinson broke every major UW record except rebounding. He became the 20th collegian nationally to break the 2,000-point barrier.

Kenneth Sailors (Hillsdale, Wyo., 1941-43, '46): The only basketball player in UW history to earn All-American honors three times. He was the unanimous selection for college basketball Player of the Year in 1943. He led the Cowboys to the 1943 NCAA Championship. He is credited with inventing the modern jump shot.

Reginald Slater (Houston, Texas, 1989-92): UW's all-time leading rebounder, Slater was the first player in WAC history to lead the league in rebounding for three straight seasons. He was the 1992 WAC Player of the Year.

Tony Windis (Long Island, N.Y., 1957-59): Windis was one of the finest pure shooters ever to play at Wyoming. He is second all-time in scoring average for a career, averaging 21.2 points per game. He averaged 24.4 points per game during the 1958-59 season, his senior year.



Kenny Sailors



Fennis Dembo



HALL OF FAME



The 1987 Sweet 16 Team are the latest Cowboy basketball players to be inducted into the Hall of Fame.



MEN'S BASKETBALL INDUCTEES

- Fennis Dembo, 1985-88, Inducted 1993
- Kenny Sailors, 1941-46, Inducted 1993
- Ev Shelton, 1939-59 (coach), Inducted 1993
- Johnny Winterholler, 1936-39, Inducted 1993
- 1943 NCAA Championship Basketball Team, Inducted 1993
- Flynn J. Robinson, 1963-65, Inducted 1994
- William Strannigan, 1941-42 (player), 1960-73 (coach), Inducted 1994
- Charles W. "Tub" Bradley, 1979-81, Inducted 1996
- Milward L. Simpson, 1917-21, Inducted 1996
- C. Keith Bloom, 1947-50, Inducted 1997
- Curt Gowdy, 1940-42, Inducted 1998
- Eric Leckner, 1985-88, Inducted 1998
- John Pilch, 1947-48-49, Inducted 1999
- Tony Windis, 1957-59, Inducted 1999
- Jim Brandenburg, 1978-87 (coach), Inducted 2000
- Joe Capua, 1954-56, Inducted 2001
- Bill Garnett, 1979-82, Inducted 2001
- George "Moe" Radovich, 1950-52, Inducted 2002
- Reginald Slater, 1988-92, Inducted 2002
- Willard A. "Dutch" Witte, 1931-39 (coach), Inducted 2003
- Leon Clark, 1963-66, Inducted 2004
- Theo Ratliff, 1992-95, Inducted 2005
- Stan Dodds, 1968-70, Inducted 2006
- Milo Komenich, 1942-46, Inducted 2006
- Dick Sherman, 1963-66, Inducted 2007
- Mike Jackson, 1980-83, Inducted 2009
- 1987 Sweet 16 Basketball Team, Inducted 2011



Fennis Dembo, Wyoming's all-time scoring leader, greets fellow Hall of Famer Flynn Robinson, who ranks third on the all-time scoring list.



HOMES OF THE COWBOYS LITTLE RED GYM

(1904-05 through 1923-24)

In January, 1903 the Wyoming State Legislature appropriated \$15,000 to construct a gymnasium, "The Gym," capacity 1,000. Called the Little Red Gym because of the color of the building's bricks, this was the first tangible evidence that the governing authorities of the state assumed any responsibility for the recreational side of student life at UW.

The birthplace of Cowboy basketball, the first recorded men's game in the Little Red Gym was an exhibition on March 24, 1905, between two UW squads.

Wyoming was 52-40 in the early years of Cowboy Basketball in the Little Red Gym.

After the Half Acre Gym was built, the Little Red Gym was used primarily as a theatre and assembly hall. It sat where the modern day A&S building is on campus.

The exterior of the Little Red Gym.



Little Red Gym - Half Acre (aerial view) - An aerial view of the UW campus with the Little Red Gym at the west end of Prexy's Pasture and Half Acre Gym at the east end, circa 1927.

"I was a rabid Cowboy Basketball fan as a boy growing up in Cheyenne. I used to watch games in Half Acre from the balcony with my legs hanging over the edge. Les Witte and Ed McGinty were some of my favorite players to watch.

"Hell's Half Acre had one of the biggest playing courts in America at the time and we used to run teams to death there. Teams died at the altitude and we could play with anyone. Even the name, Hell's Half Acre, made it memorable.

"Wyoming had as good of fans as anywhere in America. They always packed the place.

"Wyoming Basketball means a lot to me."

— CURT GOWDY

UW Hall of Fame member,
Cowboy Basketball letterman 1940-42

The Little Red Gym with Half Acre Gym under construction in the background, circa 1924.





HOMES OF THE CO HALF ACRE GYM

(1924-25 through 1950-51)

Construction of the Half Acre Gym began in 1923, at a cost of \$150,000. Considered a massive facility, the gym was approximately one-half acre in size, and the largest and most modern facility of the time between Syracuse University and California, according to a Branding Iron article from 1924. Half Acre had a capacity of over 4,000, nearly four times the size of the Little Red Gym.

The Half Acre Gym was officially dedicated on January 23, 1925, when Wyoming beat Utah 31-29 in an overtime game.

The gym was also used by fans during away games. Play-by-play action was posted on the "Grid Board", a grid-graph setup on the floor that flashed action by way of telegraph messages from a signal sent by the Western Union Telegraph Company. Crowds of 1,000 or more were reported to attend these events.

Dubbed "Hell's Half Acre" because of the difficulty for opponents to win there, Wyoming played eight perfect seasons in this gym. Coach Everett F. Shelton had three undefeated home seasons in a row in 1941, 1942 and 1943. Other spotless years were 1929, 1930, 1933, 1934 and 1947.

In 26 seasons from January of 1925 to March of 1951, the Pokes won 222 games, losing only 44 in the Half Acre Gym.

"In those days Half Acre was the largest facility in the area. It was a good floor to play and dribble on, even compared to some of the largest arenas in the country. There was lots of room under the baskets so that I could finish my drives and not run into a wall like at some other gyms. Hell's Half Acre was a great place to play.

"We bussed in folks from all over the state for games in that gym. Sometimes there were so many fans that there was no place to put them. Fans were hanging from the rafters. Since they came from so far away UW officials squeezed in as many as they could and then put the rest in other buildings on campus so they could follow the games from there."

— KENNY SAILORS


UW Hall of Fame member, All-American, 1942-43, 1946, NCAA Tournament Most Valuable Player and College Basketball Player of the Year, 1943



A game in Half Acre Gym between Wyoming and Utah.



The interior of Half Acre Gym, 1947.



Halftime of a Wyoming/Utah game in Half Acre Gym, circa 1930.



WYOMING COWBOYS

WAR MEMORIAL FIELDHOUSE

(1951-52 through 1981-82)

Construction of the War Memorial Fieldhouse began in August of 1949. Cost to construct the Fieldhouse was estimated at \$1,000,000. Exact cost was not known since the football stadium was built at the same time.



The cornerstone of War Memorial Fieldhouse is laid by UW President George Duke Humphrey, Board of Trustees President Milward L. Simpson and Board members, Sept. 23, 1950.

The Fieldhouse dedication was Dec. 14-15, 1951, with games against St. Mary's (Calif.) and Indiana. UW defeated the Gaels, 78-69, but lost to the Hoosiers by two points, 57-55. Over that weekend, Colorado A&M also played those visiting two teams in War Memorial Fieldhouse.


At the time it was built, War Memorial Fieldhouse was the largest building in the state of Wyoming, 69,680 square feet in area. The Fieldhouse had a state-of-the-art \$20,000 removable basketball floor which was raised 16 inches off the tanbark arena floor.

The building is a War Memorial to all Wyoming World War II veterans. An all-purpose facility, the Fieldhouse is still used for its artificial turf surface and 160-meter track.

Jim Brandenburg's 1980-81 Cowboy squad, featuring Charles Bradley and Bill Garnett, went undefeated at home in the Fieldhouse that season.

In 31 seasons of Cowboy Basketball in the Fieldhouse, 1,550,135 fans saw 381 games. The largest crowd, 10,580, coming for a Cowboy win over BYU, 63-59, on Feb. 27, 1953.

A unique multi-use facility, War Memorial Fieldhouse has been used for indoor rodeos, track meets, wrestling events, as well as basketball games and assorted other uses over the last 50-plus years.



"The first Cowboy Basketball game I saw was in the winter of '57. We would drive across the state from Kemmerer to Laramie whenever my family could.

"War Memorial Fieldhouse was a great facility for basketball. The crowd was so close to the floor and that place had its own unique atmosphere. More than once I saw players trip and almost fall when they were getting on the raised floor. The old trophy room on the south end had a lot of great memories.

"I'll always remember the Arizona booster who would bring a drum to the games here. He would later help several of us Wyoming fans get tickets to a sold-out Arizona and Kansas State game, while we were in Manhattan for a meeting.


"The most memorable game for me in that building was in 1981 when we beat BYU in double overtime. Wyoming had Charles Bradley and Bill Garnett and BYU had Danny Ainge. What a great game."

— **ARLOWE HULETT**

*20 year spotter for internal PA,
long-time Cowboy Basketball fan and supporter*




HOMES OF THE CO



Cowboy Kenneth Ollie puts in a layup during the 1976-77 season in War Memorial Fieldhouse. The official in the photo is former basketball referee and current Denver broadcaster Irv Brown.



The interior of War Memorial Fieldhouse, showing the track surrounding the basketball floor.



A crowd packs War Memorial Fieldhouse.



WYOMING COWBOYS

ARENA-AUDITORIUM

(1982-83 through present)

In February 22, 1979, the Joint Appropriations Committee of the state legislature approved \$15,668,200 for the new Arena-Auditorium. Construction began in November of that year.

The first Cowboy game played in the Arena-Auditorium was February 20, 1982. Wyoming defeated Air Force 59-29 in the final home game of that season before a capacity crowd of 15,004.

With nearly 200,000 square feet, the Arena-Auditorium still embraces the largest indoor seating capacity within the State of Wyoming.

Over the 30-year history of the Arena-Auditorium, Cowboy Basketball has attracted 73 crowds over 10,000. There have been 15 sellouts (crowds of 15,000 or more) in the history of the Double A. The largest crowd, 16,089, to date coming March 2, 2002, to watch UW defeat Utah 57-56, for the conference title.

Tagged "The Dome of Doom" by Wyoming fans, the Cowboys have won 73.8 percent of their home games in the Double A. Entering the 2012-13 season, UW's record in the Double A stands at 329-116 (.738). In conference home games, Wyoming is 153-83 (.646).

"I saw my first Cowboy game in '44 at the base in Cheyenne. The national championship team played and I got in free since I was a paperboy at the time. I did make it over to Laramie to see some games in Half Acre and that was an exciting place to watch a game. The crowds were always large since we had such a good team.

"One of the best players, if not the best, that I've watched in UW's facilities over the years was John Pilch. He was nothing but elbows and a great player, a tough, tough player.

"Most of the games I've watched were in the Fieldhouse and the Arena. The Fieldhouse always made me a little jumpy because that place would literally shake when the crowd would get going.

"Wyoming's basketball facilities have always been as good as anyone's in the nation, if not better. Laramie has always been a good place to watch a game."

— MAURY BROWN

Long-time Cowboy Basketball fan and supporter



The Arena-Auditorium under construction, 1981.



The Arena-Auditorium.



HOMES

WYOMING HISTORY IN THE AA

The 2012-13 season will mark the 31st season that the Arena-Auditorium has been home to Wyoming Basketball. Whether you call it the Arena-Auditorium, the Double A or "The Dome of Doom," Wyoming fans have created an atmosphere that has helped Wyoming win 73.8 percent of its home games.

The Cowboys record in the Double A breaks down as follows:

Overall Arena-Auditorium Record:	329-116 (.738)
Conference Record in AA:	153-83 (.646)
Non-conference Record in AA:	176-33 (.841)

Home Wins Over Top 25 Ranked Teams Since the 1995-96 Season

Feb. 4, 2012	68-66 Win over No. 11 ranked UNLV
Feb. 28, 2000	88-61 Win over No. 24 ranked Utah
Jan. 14, 1999	96-93 Win over No. 20 ranked TCU
Feb. 12, 1998	62-56 Win over No. 5 ranked Utah
Jan. 10, 1998	58-55 Win over No. 10 ranked New Mexico
Feb. 12, 1996	80-76 Win over No. 7 ranked Utah
Jan. 13, 1996	61-58 Win over No. 25 ranked New Mexico

Home Wins Over Nationally-Prominent Coaches Since 1995-96

Jan. 8, 2011	67-66 Win over New Mexico's Steve Alford
Jan. 9, 2010	85-83 Win over San Diego State's Steve Fisher
Feb. 18, 2009	77-68 Win over UNLV's Lon Kruger
Jan. 10, 2007	86-76 (1ot) Win over UNLV's Lon Kruger
March 2, 2002	57-56 Win over Utah's Rick Majerus
Feb. 28, 2000	88-61 Win over Utah's Rick Majerus
Feb. 12, 1998	62-56 Win over Utah's Rick Majerus
Feb. 12, 1996	80-76 Win over Utah's Rick Majerus
Jan. 19, 1995	63-56 Win over Utah's Rick Majerus
Feb. 5, 1994	60-55 Win over Utah's Rick Majerus
Jan. 14, 2009	83-79 Win over San Diego State's Steve Fisher
Feb. 17, 2007	80-71 Win over San Diego State's Steve Fisher
Feb. 21, 2005	69-65 Win over San Diego State's Steve Fisher
Jan. 26, 2004	79-71 Win over San Diego State's Steve Fisher
Feb. 3, 2001	101-66 Win over San Diego State's Steve Fisher
Jan. 29, 2000	93-87 Win over San Diego State's Steve Fisher
Dec. 19, 2002	77-63 Win over South Carolina's Dave Odom
Jan. 14, 1999	96-93 Win over TCU's Billy Tubbs
Jan. 8, 1998	65-46 Win over UTEP's Don Haskins
Jan. 15, 1996	72-68 Win over UTEP's Don Haskins
Jan. 25, 1997	87-74 Win over Fresno State's Jerry Tarkanian
Jan. 27, 1996	96-81 Win over Fresno State's Jerry Tarkanian

UW'S HOME RECORDS IN ARENA-AUDITORIUM HISTORY

The Double A opened the last game of the 1981-82 season when Wyoming defeated Air Force 59-29 on Feb. 20, 1982.

Season	Overall Home Records	Conference Home Records	Conference Tournament Records	NIT Records	CBI Records
2011-12	16-3 (.842)	4-3 (.571)			1-0 (1.000)
2010-11	10-7 (.588)	3-5 (.375)			
2009-10	9-9 (.500)	3-5 (.375)			
2008-09	12-4 (.800)	5-3 (.625)			0-1 (.000)
2007-08	8-6 (.571)	3-5 (.375)			
2006-07	12-2 (.857)	6-2 (.750)			
2005-06	9-8 (.529)	3-5 (.375)			
2004-05	11-3 (.786)	5-2 (.714)			
2003-04	10-5 (.667)	4-3 (.571)			
2002-03	12-3 (.800)	4-3 (.571)		1-0 (1.000)	
2001-02	13-1 (.929)	6-1 (.875)			
2000-01	11-2 (.846)	6-1 (.857)		0-1 (.000)	
1999-00	12-1 (.923)	6-1 (.857)			
1998-99	12-2 (.857)	6-1 (.857)		1-0 (1.000)	
1997-98	13-2 (.867)	6-1 (.857)		0-1 (.000)	
1996-97	8-3 (.727)	6-2 (.750)			
1995-96	10-4 (.714)	7-2 (.778)			
1994-95	9-5 (.643)	6-3 (.667)			
1993-94	8-5 (.615)	5-4 (.556)			
1992-93	9-4 (.692)	5-4 (.556)			
1991-92	9-4 (.692)	5-3 (.625)			
1990-91	13-5 (.722)	4-4 (.500)	1-1 (.500)	1-0 (1.000)	
1989-90	9-5 (.643)	4-4 (.500)			
1988-89	10-6 (.625)	3-5 (.375)			
1987-88	13-1 (.929)	7-1 (.875)			
1986-87	11-3 (.786)	6-2 (.750)			
1985-86	16-3 (.842)	7-1 (.875)	2-1 (.667)	3-0 (1.000)	
1984-85	12-4 (.750)	5-3 (.625)			
1983-84	11-3 (.786)	6-2 (.750)	1-0 (1.000)		
1982-83	10-3 (.769)	6-2 (.750)			
1981-82	1-0 (1.000)	1-0 (1.000)			
Totals	329-116 (.738)	153-83 (.648)	4-2 (.667)	6-2 (.750)	1-1 (.500)

Arena-Auditorium Largest Crowds (All Crowds Over 10,000)


Among the most popular draws in Arena-Auditorium history have been CSU (13 crowds above 10,000), Utah (8), New Mexico (6), Air Force (5), UTEP (5), San Diego State (3), Denver (2) and Louisville (2). But the most popular draw has been BYU, with 18 crowds of over 10,000. There have been 11 other opponents that have attracted one crowd each of over 10,000 to the Double A.

Rank and Date	Opponent	Score	Att.
1. 3-2-02	Utah	W 57-56	16,089
2. 2-10-01	Colorado State	W 72-70	15,456
3. 2-8-03	Brigham Young	L 66-74	15,418
4. 1-21-95	Brigham Young	L 52-58	15,218
5. 2-20-88	Colorado State	W 57-50	15,208
6. 2-21-87	Brigham Young	L 63-67	15,182
7. 2-27-88	San Diego State	W 85-59	15,096
8. 1-15-88	Brigham Young	L 67-83	15,087
9. 2-22-03	Colorado State	W 62-60	15,039
10. 3-20-86	#Clemson	W 62-57	15,028
	Louisville	L 64-67	15,028
12. 12-5-87	Texas Tech	W 84-65	15,012
	Nebraska	W 87-58	15,012
	New Mexico	W 90-72	15,012
15. 2-20-82	Air Force (Arena Opens)	W 59-29	15,004
16. 2-10-96	Brigham Young	L 71-81	13,452
17. 1-25-84	Brigham Young	W 56-55	13,332
18. 1-20-01	Utah	W 78-77 (ot)	13,313
19. 2-16-02	UNLV	W 82-78	13,301
20. 1-12-02	Colorado State	W 95-72	13,183
21. 3-4-88	Boise State	W 56-50	13,158
22. 1-17-91	Utah	L 83-90	12,867
23. 3-1-03	San Diego State	L 73-86	12,863
24. 2-20-86	Brigham Young	W 66-56	12,677
25. 2-25-88	Utah	W 79-56	12,535
26. 1-20-90	Brigham Young	L 60-65	12,517
27. 1-21-84	UTEP	L 46-54	12,493
28. 2-4-88	UTEP	W 73-59	12,337
29. 1-26-02	New Mexico	W 79-67	12,254
30. 2-14-98	Brigham Young	W 77-54	12,201
31. 1-19-91	Brigham Young	W 86-80	12,109
32. 3-8-86	*UTEP	L 64-65	12,039
33. 1-17-87	UTEP	W 79-74	12,025
34. 2-20-99	Colorado State	L 75-80	12,009
35. 12-14-87	Georgia State	W 100-89	11,927
36. 1-15-90	Colorado State	L 57-65	11,831
37. 3-17-86	#Loyola Marymount	W 99-90	11,658
38. 1-23-92	Brigham Young	W 72-67	11,618
39. 2-22-86	Colorado State	W 77-70	11,533
40. 2-9-91	New Mexico	L 83-85	11,511
41. 1-13-88	Air Force	W 81-61	11,341
42. 3-7-86	*New Mexico	W 56-54	11,264
43. 1-18-03	New Mexico	W 85-81 (ot)	11,242
44. 2-28-02	Brigham Young	W 76-60	11,189
45. 2-26-00	Brigham Young	W 85-70	11,147
46. 1-25-92	Utah	L 79-80	11,137
47. 2-25-89	Colorado State	L 59-62	11,119
48. 1-21-88	Hawai'i	W 81-61	11,081
49. 1-22-83	Brigham Young	L 64-82	11,080
50. 1-20-03	Air Force	W 46-44	11,029
51. 1-24-98	Colorado State	L 46-53	11,014
52. 1-2-88	Stephen F. Austin	W 94-55	10,784
53. 11-27-87	Denver	W 113-82	10,715
54. 3-8-91	*Utah	L 63-69	10,544
55. 1-21-89	Air Force	L 55-58	10,506
56. 2-25-95	Colorado State	W 80-73	10,503
57. 2-6-87	Chicago State	W 75-64	10,453
58. 1-15-05	Utah	L 49-74	10,336
59. 2-10-90	New Mexico	L 79-82	10,334
60. 12-18-93	Louisville	L 55-72	10,302
61. 1-19-95	Utah	W 63-56	10,262
62. 1-15-94	Colorado State	W 73-58	10,258
63. 2-14-04	Brigham Young	L 53-67	10,218
64. 1-15-00	Colorado State	L 71-77	10,211
65. 2-3-01	San Diego State	W 101-66	10,191
66. 11-23-02	Denver	W 85-65	10,059
67. 3-7-91	*UTEP	W 71-67	10,048
68. 3-6-04	Air Force	L 47-52	10,034
69. 1-29-05	Colorado State	W 69-56	10,025
70. 2-23-89	Brigham Young	W 72-65	10,021
71. 12-4-82	USC	L 55-56	10,016
72. 1-22-01	Brigham Young	W 85-78	10,008
73. 1-30-93	Brigham Young	L 64-77	10,002

*Indicates Conference Tournament games.
 #Indicates National Invitation Tournament games.
 (Games not involving Wyoming played in the Arena-Auditorium that have drawn over 10,000 fans are as follows.)
 3-8-91 Hawai'i 71, Brigham Young 73 10,269
 3-7-91 San Diego State 56, Utah 67 10,048



CAREER INDIVIDUAL LEADERS



Fennis Dembo

POINTS SCORED

1.	Fennis Dembo	1985-88	2,311
2.	Brandon Ewing	2006-09	2,168
3.	Flynn Robinson	1963-65	2,049
4.	Eric Leckner	1985-88	1,938
5.	Reginald Slater	1989-92	1,809
6.	Charles Bradley	1978-81	1,744
7.	Jeron Roberts	1995-98	1,599
8.	Carl Ashley	1968-70	1,598
9.	Harry Hall	1967-69	1,595
10.	Bill Garnett	1979-82	1,594

SCORING AVERAGE

1.	Flynn Robinson	1963-65	26.3
2.	Tony Windis	1957-59	21.2
3.	Carl Ashley	1968-70	20.0
4.	Harry Hall	1967-69	19.2
	Leon Clark	1964-66	19.2
6.	Fennis Dembo	1985-88	17.9
7.	Brandon Ewing	2006-09	17.2
8.	Charles Bradley	1978-81	17.1
9.	Stan Dodds	1968-70	16.7
10.	LaDrell Whitehead	1995-97	16.3

REBOUNDS

1.	Reginald Slater	1989-92	1,197
2.	Josh Davis	1998-02	956
3.	Fennis Dembo	1985-88	954
4.	HL Coleman	1994-97	939
5.	Leon Clark	1964-66	889
6.	Bill Garnett	1979-82	840
7.	Kenneth Ollie	1978-81	833
8.	Carl Ashley	1968-70	818
9.	Eric Leckner	1985-88	774
10.	Uche Nsonwu-Amadi	2001-03	763

REBOUNTING AVERAGE

1.	Leon Clark	1964-66	11.4
2.	Carl Ashley	1968-70	10.2
3.	Reginald Slater	1989-92	9.9
4.	Justin Williams	2005-06	8.7
	Uche Nsonwu-Amadi	2001-03	8.7
6.	Ron Rivers	1952-54	8.6
7.	Rod Penner	1971-73	8.5
8.	Josh Davis	1998-02	8.0
9.	Kenneth Ollie	1978-81	7.6
10.	HL Coleman	1994-97	7.5

ASSISTS

1.	Sean Dent	1984-88	502
2.	Brandon Ewing	2006-09	471
3.	Jay Straight	2002-05	453
4.	Chris McMillian	1999-03	434
5.	Fennis Dembo	1985-88	410
6.	Mike Jackson	1980-83	357
7.	Brad Jones	2006-08	351
8.	JayDee Luster	2010-12	344
9.	Brett McFall	1998-01	307
10.	LaDrell Whitehead	1995-97	274

ASSIST AVERAGE

1.	Maurice Alexander	1991-92	4.5
2.	David Murray	1993-94	4.4
3.	Sean Dent	1984-88	4.0
4.	Brad Jones	2006-08	3.9
	Anthony Blakes	1999-00	3.9
6.	JayDee Luster	2010-12	3.8
	Jay Straight	2002-05	3.8
8.	Brandon Ewing	2006-09	3.7
	LaDrell Whitehead	1995-97	3.7
	Kenny Smith	1989-90	3.7

BLOCKED SHOTS

1.	Theo Ratliff	1992-95	425
2.	Justin Williams	2005-06	244
3.	Josh Davis	1998-01	173
4.	Eric Leckner	1985-88	164
5.	Reginald Slater	1989-92	100
6.	Bill Garnett	1979-82	97
7.	Djibril Thiam	2008-11	95
	Fennis Dembo	1985-88	95
9.	Adam Waddell	2009-12	93
10.	Uche Nsonwu-Amadi	2001-03	87

BLOCKED-SHOT AVERAGE

1.	Justin Williams	2005-06	4.2
2.	Theo Ratliff	1992-95	3.8
3.	Josh Davis	1998-01	1.5
4.	Joseph Taylor	2007-08	1.4
	Reggie Page	1989-90	1.4
6.	Eric Leckner	1985-88	1.3
7.	Mory Correa	2003-04	1.2
8.	Djibril Thiam	2009-11	1.1
9.	Uche Nsonwu-Amadi	2001-03	1.0
	Tony Martin	1982-84	1.0

STEALS

1.	Sean Dent	1984-88	249
2.	Fennis Dembo	1985-88	176
3.	Brandon Ewing	2006-09	161
4.	LaDrell Whitehead	1995-97	150
5.	Josh Davis	1999-02	140
6.	Chris McMillian	1999-03	136
7.	Jay Straight	2002-05	126

8.	Marcus Bailey	2000-03	113
9.	Brad Jones	2006-08	108
	Anthony Blakes	1999-00	108

STEAL AVERAGE

1.	LaDrell Whitehead	1995-97	2.1
2.	Sean Dent	1984-88	2.0
3.	Anthony Blakes	1999-00	1.9
4.	David Murray	1993-94	1.8
5.	Desmar Jackson	2010-11	1.7
	Maurice Alexander	1991-92	1.7
7.	Kenny Smith	1989-90	1.4
	Fennis Dembo	1985-88	1.4
9.	Brandon Ewing	2006-09	1.3
	Donta Richardson	2002-03	1.3

FIELD GOALS MADE

1.	Fennis Dembo	1985-88	823
2.	Flynn Robinson	1963-65	764
3.	Eric Leckner	1985-88	753
4.	Charles Bradley	1978-81	652
5.	Reginald Slater	1989-92	644
6.	Brandon Ewing	2006-09	639
7.	Carl Ashley	1968-70	605
8.	Leon Clark	1964-66	581
9.	Bill Garnett	1979-82	574
10.	Harry Hall	1967-69	562

FIELD GOALS ATTEMPTED

1.	Flynn Robinson	1963-65	1,770
2.	Fennis Dembo	1985-88	1,628
3.	Brandon Ewing	2006-09	1,464
4.	Tony Windis	1957-59	1,390
5.	Carl Ashley	1968-70	1,380
6.	Harry Hall	1967-69	1,314
7.	Eric Leckner	1985-88	1,231
8.	Leon Clark	1964-66	1,224
9.	Charles Bradley	1978-81	1,223
10.	Jay Straight	2002-05	1,211

FIELD GOAL PERCENTAGE (min. 300 made)

1.	Eric Leckner	1985-88	.612 (753/1231)
2.	Reginald Slater	1989-92	.585 (664/1101)
3.	Stan Dodds	1967-70	.562 (500/889)
4.	Tony Martin	1982-84	.556 (330/593)
5.	U. Nsonwu-Amadi	2001-03	.554 (382/689)
6.	Bill Garnett	1979-82	.548 (574/1048)
7.	Theo Ratliff	1992-95	.547 (421/769)
	Tim Breaux	1989-92	.547 (421/769)
9.	Rod Penner	1970-73	.540 (352/652)
10.	Charles Bradley	1978-81	.533 (652/1223)

3-POINT FIELD GOALS MADE

1.	Brandon Ewing	2006-09	193
2.	Jay Straight	2002-05	169
3.	LaDrell Whitehead	1995-97	168
4.	Reggie Fox	1987-89	165
5.	Fennis Dembo	1985-88	143
6.	Bradley Mann	1997-00	136
7.	Jeron Roberts	1995-98	132
8.	Brett McFall	1998-01	127
9.	Maurice Alexander	1991-92	118
10.	Sean Ogirri	2009	109

3-POINT FIELD GOALS ATTEMPTED

1.	Brandon Ewing	2006-09	594
2.	Jay Straight	2002-05	502
3.	LaDrell Whitehead	1995-97	459
4.	Jeron Roberts	1995-98	416



CAREER INDIVIDUAL LEADERS

5.	Reggie Fox	1987-89	405
6.	Brett McFall	1998-01	377
7.	Bradley Mann	1997-00	375
8.	Fennis Dembo	1985-88	361
9.	Maurice Alexander	1991-92	337
10.	Donta Richardson	2002-03	308

3-POINT FIELD GOAL PERCENTAGE (min. 80 made)

1.	Sean Ogirri	2009	.422 (109/258)
2.	Reggie Fox	1987-89	.407 (165/405)
3.	Fennis Dembo	1985-88	.396 (143/361)
4.	Francisco Cruz	2011-12	.374 (92/246)
5.	L. Whitehead	1995-97	.366 (168/459)
6.	Bradley Mann	1997-00	.362 (136/375)
7.	Roman Totta	1993-94	.361 (95/263)
8.	Tim Breaux	1989-92	.358 (105/293)
	Reginald Slater	1989-92	.358 (105/293)
10.	M. Alexander	1991-92	.350 (118/337)

FREE THROWS MADE

1.	Brandon Ewing	2006-09	697
2.	Fennis Dembo	1985-88	522
3.	Reginald Slater	1989-92	521
	Flynn Robinson	1963-65	521
5.	Jeron Roberts	1995-98	507
6.	Brad Jones	2006-08	476
7.	Harry Hall	1967-69	471
8.	Bill Garnett	1979-82	446
9.	Charles Bradley	1978-81	440
10.	Eric Leckner	1985-88	432

FREE THROWS ATTEMPTED

1.	Brandon Ewing	2006-09	855
2.	Reginald Slater	1989-92	727
3.	Charles Bradley	1978-81	696
4.	Jeron Roberts	1995-98	678
	Fennis Dembo	1985-88	678
6.	Harry Hall	1967-69	671
7.	Brad Jones	2006-08	638
8.	Eric Leckner	1985-88	634
9.	Flynn Robinson	1963-65	618
10.	Bill Garnett	1979-82	579

FREE THROW PERCENTAGE (min. 100 made)

1.	Flynn Robinson	1963-65	.843 (521/618)
2.	Donta Richardson	2002-03	.840 (273/325)
3.	M. Alexander	1991-92	.821 (224/273)
4.	Brandon Ewing	2006-09	.815 (697/855)
	Earl Nau	1961	.815 (101/124)
6.	Tyson Johnson	2008-09	.803 (200/249)
	Les Bolden	1985-86	.803 (183/228)
8.	Curt Jimerson	1961-62	.799 (179/224)
9.	Roy Wilson	1968-71	.795 (175/220)
10.	Steve Leven	2005-06	.785 (128/163)

GAMES PLAYED


1.	Eric Leckner	1985-88	131
2.	Fennis Dembo	1985-88	129
	Turk Boyd	1985-88	129
4.	David Lodgins	1985-88	128
5.	Sean Dent	1984-88	127
6.	Brandon Ewing	2006-09	126
7.	Adam Waddell	2009-12	124

8.	Reginald Slater	1989-92	121
	Tim Breaux	1989-92	121
10.	Josh Davis	1999-02	119
11.	Jay Straight	2002-05	118
12.	Brian Rewers	1990-93	117
	Travis Butler	1989-92	117
14.	Bill Garnett	1979-82	115
15.	Joe Ries	2001-04	114
16.	Brett McFall	1998-01	113
	HL Coleman	1994-97	113
18.	Justin French	1997-00	112
	Jeron Roberts	1995-98	112
20.	Theo Ratliff	1992-95	111

GAMES STARTED (SINCE 1984-85)

1.	Fennis Dembo	1985-88	128
2.	Brandon Ewing	2006-09	125
3.	Eric Leckner	1985-88	116
4.	Josh Davis	1999-02	115
5.	Jay Straight	2002-05	110
6.	HL Coleman	1994-97	104
	Tim Breaux	1989-92	104
8.	Reginald Slater	1989-92	101
9.	Marcus Bailey	2000-03	95
10.	Chris McMillian	1999-03	94
11.	Uche Nsonwu-Amadi	2001-03	88
	Jeron Roberts	1995-98	88
13.	Brad Jones	2006-08	84
14.	JayDee Luster	2010-12	81
15.	Theo Ratliff	1992-95	78
16.	Adam Waddell	2009-12	77

SINGLE-SEASON INDIVIDUAL LEADERS



Flynn Robinson

POINTS SCORED

1.	Flynn Robinson	1964-65	701
	(26 games)		
2.	Fennis Dembo	1986-87	689
	(34 games)		
3.	Flynn Robinson	1962-63	682
	(26 games)		
4.	Flynn Robinson	1963-64	666
	(26 games)		
5.	Fennis Dembo	1987-88	653
	(32 games)		
6.	Joe Capua	1955-56	637
	(26 games)		
7.	Eric Leckner	1986-87	634
	(34 games)		
8.	Brandon Ewing	2006-07	616
	(31 games)		
9.	Reginald Slater	1990-91	613
	(32 games)		
10.	Brandon Ewing	2008-09	612
	(33 games)		

SCORING AVERAGE

1.	Flynn Robinson	1964-65	27.0
2.	Flynn Robinson	1962-63	26.2
3.	Flynn Robinson	1963-64	25.6
4.	Joe Capua	1955-56	24.5
5.	Tony Windis	1958-59	24.4
6.	Leon Clark	1965-66	22.4
7.	LaDrell Whitehead	1996-97	21.7
8.	Carl Ashley	1969-70	21.3

9.	Dick Sherman	1965-66	21.2
10.	Carl Ashley	1968-69	21.0
	Tony Windis	1957-58	21.0

REBOUNDS

1.	Reginald Slater	1990-91	331
	(32 games)		
2.	Justin Williams	2005-06	329
	(30 games)		
3.	Reginald Slater	1989-90	328
	(29 games)		
4.	Reginald Slater	1991-92	327
	(29 games)		
5.	Leon Clark	1964-65	315
	(26 games)		
6.	Ron Rivers	1952-53	314
	(30 games)		
7.	HL Coleman	1996-97	303
	(28 games)		
8.	Leon Clark	1965-66	302
	(26 games)		
9.	Dick Haag	1951-52	293
	(32 games)		
10.	Fennis Dembo	1986-87	282
	(34 games)		

REBOUNDING AVERAGE

1.	Leon Clark	1964-65	12.1
2.	Leon Clark	1965-66	11.6
3.	Reginald Slater	1991-92	11.3
	Reginald Slater	1989-90	11.3
5.	Justin Williams	2005-06	11.0



SINGLE-SEASON INDIVIDUAL LEADERS

6.	Carl Ashley	1969-70	10.9
7.	HL Coleman	1996-97	10.8
8.	Leon Clark	1963-64	10.5
	Ron Rivers	1952-53	10.5
10.	Dick Sherman	1965-66	10.4

ASSISTS

1.	Sean Dent (33 games)	1986-87	183
2.	Brandon Ewing (33 games)	2008-09	166
	Sean Dent (36 games)	1985-86	166
4.	Jay Straight (28 games)	2004-05	148
5.	Maurice Alexander (29 games)	1991-92	147
6.	Brad Jones (30 games)	2006-07	135
7.	Chris McMillian (28 games)	1998-99	130
8.	Mike Jackson (25 games)	1991-92	129
9.	David Murray (28 games)	1992-93	128
10.	JayDee Luster (29 games)	2009-10	126
	Maurice Alexander (32 games)	1990-91	126

ASSIST AVERAGE

1.	Sean Dent	1986-87	5.5
2.	Jay Straight	2002-05	5.2
	Mike Jackson	1982-83	5.2
4.	Maurice Alexander	1991-92	5.1
5.	Brandon Ewing	2008-09	5.0
6.	Chris McMillian	1998-99	4.6
	David Murray	1992-93	4.6
	Sean Dent	1985-86	4.6
9.	Brad Jones	2006-07	4.5
	Anthony Blakes	1998-99	4.5


BLOCKED SHOTS

1.	Justin Williams (30 games)	2005-06	163
2.	Theo Ratliff (28 games)	1994-95	144
3.	Theo Ratliff (28 games)	1992-93	124
4.	Theo Ratliff (28 games)	1993-94	114
5.	Justin Williams (28 games)	2004-05	81
6.	Reggie Page (32 games)	1989-90	60
7.	Josh Davis (30 games)	2000-01	54
8.	Josh Davis (31 games)	1999-00	50
9.	Ronell Mingo (30 games)	2000-01	46
	Eric Leckner (34 games)	1986-87	46

BLOCKED-SHOT AVERAGE

1.	Justin Williams	2005-06	5.4
2.	Theo Ratliff	1994-95	5.1

3.	Theo Ratliff	1992-93	4.4
4.	Theo Ratliff	1993-94	4.1
5.	Justin Williams	2004-05	2.9
6.	Reggie Page	1989-90	1.9
7.	Josh Davis	2000-01	1.8
8.	Mory Correa	2003-04	1.7
9.	Josh Davis	1999-00	1.6
	Theo Ratliff	1991-92	1.6



Theo Ratliff

STEALS

1.	Sean Dent (36 games)	1985-86	93
2.	Sean Dent (33 games)	1986-87	75
3.	LaDrell Whitehead (29 games)	1995-96	70
4.	Desmar Jackson (30 games)	2010-11	61
	Sean Dent (30 games)	1987-88	61
6.	Anthony Blakes (27 games)	1998-99	59
7.	Maurice Alexander (32 games)	1990-91	58
8.	Luke Martinez (33 games)	2011-12	54
9.	David Murray (28 games)	1993-94	53
10.	Chris McMillian (28 games)	1998-99	52

STEAL AVERAGE

1.	Sean Dent	1985-86	2.6
2.	LaDrell Whitehead	1995-96	2.4
3.	Sean Dent	1986-87	2.3
4.	Anthony Blakes	1998-99	2.2
5.	Desmar Jackson	2010-11	2.0
	Sean Dent	1987-88	2.0
7.	Chris McMillian	1998-99	1.9
	David Murray	1993-94	1.9
9.	Maurice Alexander	1990-91	1.8
10.	Luke Martinez	2011-12	1.7
	A.J. Davis	2009-10	1.7
	David Murray	1992-93	1.7

FIELD GOALS MADE

1.	Flynn Robinson (26 games)	1964-65	267
2.	Flynn Robinson (26 games)	1962-63	255
3.	Eric Leckner (34 games)	1986-87	246
4.	Flynn Robinson (26 games)	1963-64	242
5.	Fennis Dembo (34 games)	1986-87	240
6.	Eric Leckner (36 games)	1985-86	228
7.	Fennis Dembo (34 games)	1985-86	227
8.	Carl Ashley (28 games)	1968-69	226
9.	Charles Bradley (30 games)	1980-81	225
10.	Reginald Slater (32 games)	1990-91	224

FIELD GOALS ATTEMPTED

1.	Moe Radovich (37 games)	1950-51	635
2.	Joe Capua (26 games)	1955-56	624
3.	Flynn Robinson (26 games)	1962-63	615
4.	Flynn Robinson (26 games)	1964-65	597
5.	Flynn Robinson (26 games)	1963-64	558
6.	Tony Windis (26 games)	1957-58	514
7.	Carl Ashley (28 games)	1968-69	506
8.	Leon Clark (26 games)	1965-66	478
9.	Terry Happel (24 games)	1959-60	474
10.	Fennis Dembo (34 games)	1986-87	469

FIELD GOAL PERCENTAGE (min. 75 made)

1.	Eric Leckner	1987-88	.644 (181/281)
2.	Eric Leckner	1986-87	.631 (246/390)
3.	Travis Nelson	2007-08	.613 (87/142)
4.	Bill Garnett	1981-82	.609 (190/312)
5.	Daaron Brown	2006-07	.605 (98/162)
	Reginald Slater	1990-91	.605 (224/370)
7.	U. Nsonwu-Amadi	2000-01	.602 (130/216)
8.	Joseph Taylor	2007-08	.585 (86/147)
9.	Eric Leckner	1984-85	.583 (98/168)
10.	Eric Leckner	1985-86	.582 (228/392)

3-POINT FIELD GOALS MADE

1.	Sean Ogirri (33 games)	2008-09	109
2.	Luke Martinez (33 games)	2011-12	81
3.	Fennis Dembo (34 games)	1986-87	78
4.	Maurice Alexander (32 games)	1990-91	69
	Reggie Fox (31 games)	1988-89	69



INDIVIDUAL

SINGLE-SEASON INDIVIDUAL LEADERS

6.	LaDrell Whitehead (29 games)	1995-96	68
7.	Fennis Dembo (32 games)	1987-88	65
8.	Donta Richardson (32 games)	2002-03	62
9.	Paris Bryant (31 games)	1990-91	61
10.	Steve Leven (31 games)	2005-06	60
	Brandon Ewing (30 games)	2007-08	60

3-POINT FIELD GOALS ATTEMPTED

1.	Sean Ogirri (33 games)	2008-09	258
2.	Luke Martinez (33 games)	2011-12	242
3.	LaDrell Whitehead (29 games)	1995-96	193
4.	Reggie Fox (31 games)	1988-89	184
5.	Maurice Alexander (32 games)	1990-91	183
6.	Fennis Dembo (32 games)	1987-88	177
7.	Steve Leven (31 games)	2005-06	176
8.	Brandon Ewing (30 games)	2007-08	168
9.	Brandon Ewing (31 games)	2006-07	167
10.	Donta Richardson (32 games)	2002-03	165

3-POINT FIELD GOAL PERCENTAGE (min. 25 made)

1.	Brett McFall	1999-00	.460 (57/124)
2.	Josh Davis	1999-00	.455 (25/55)
3.	Reggie Fox	1987-88	.453 (53/117)
4.	Tim Breaux	1991-92	.446 (29/65)
5.	Bradley Mann	1997-98	.442 (38/86)
6.	David Adams	2003-04	.439 (43/98)
7.	Fennis Dembo	1986-87	.424 (78/184)
8.	Sean Ogirri	2008-09	.422 (109/258)
	Gregg Sawyer	1997-98	.422 (27/64)
10.	Paris Corner	2001-02	.416 (32/77)

FREE THROWS MADE

1.	Brandon Ewing (33 games)	2008-09	233
2.	Joe Capua (26 games)	1955-56	203
3.	Jeron Roberts (28 games)	1997-98	200
4.	Brad Jones (30 games)	2006-07	198
5.	Brandon Ewing (31 games)	2006-07	194
6.	Flynn Robinson (26 games)	1963-64	182
7.	Fennis Dembo (32 games)	1987-88	178
8.	Flynn Robinson (26 games)	1962-63	172
9.	Flynn Robinson (26 games)	1964-65	167
10.	Reginald Slater (32 games)	1990-91	165

FREE THROWS ATTEMPTED

1.	Joe Capua (26 games)	1955-56	287
2.	Brandon Ewing (33 games)	2008-09	280
3.	Ugo Udezue (28 games)	1998-99	271
4.	Brad Jones (30 games)	2006-07	253
5.	Jeron Roberts (28 games)	1997-98	250
6.	Brandon Ewing (31 games)	2006-07	241
7.	Harry Hall (27 games)	1968-69	235
8.	Harry Hall (27 games)	1967-68	225
9.	Charles Bradley (24 games)	1979-80	218
10.	Reginald Slater (32 games)	1990-91	217

FREE THROW PERCENTAGE (min. 35 made)

1.	D. Richardson	2001-02	.890 (113/127)
2.	Bruno Konopka	1971-72	.867 (52/60)
3.	Sean Ogirri	2008-09	.861 (62/72)
4.	M. Alexander	1991-92	.857 (102/119)
5.	Marcus Bailey	2000-01	.853 (162/190)
6.	Paris Bryant	1990-91	.851 (80/94)
7.	Flynn Robinson	1963-64	.847 (182/215)
8.	Roman Totta	1993-94	.843 (43/51)
	Flynn Robinson	1962-63	.843 (172/204)
10.	Flynn Robinson	1964-65	.839 (167/199)

SINGLE-GAME INDIVIDUAL LEADERS

POINTS SCORED

1.	Joe Capua, 51 vs. Montana, 2/3/56 H
2.	Tony Windis, 50 vs. New Mexico, 1/10/58 A
3.	Maurice Alexander, 49 vs. New Mexico, 2/9/91 H
4.	Flynn Robinson, 48 vs. Arizona St., 2/22/64 A
5.	Stan Dodds, 45 vs. Arizona State, 2/28/70 A
6.	Dick Sherman, 44 vs. Rhode Island, 12/27/65 N
7.	Joe Capua, 42 vs. Utah State, 2/17/56 H
8.	Jay Straight, 41 vs. Colorado State, 2/26/05 A
	Fennis Dembo, 41 vs. UCLA, 3/14/87 N
10.	Flynn Robinson, 40 vs. Utah, 2/13/65 H
	Flynn Robinson, 40 vs. Air Force, 2/29/64 H
	Flynn Robinson, 40 vs. Denver, 2/1/63 H

REBOUNDS


1.	Reginald Slater, 27 vs. Troy St., 12/14/91 H
2.	Leon Clark, 24 vs. Arizona, 3/5/66 H
3.	HL Coleman, 23 vs. UNLV, 2/27/97 H
	Carl Ashley, 23 vs. Utah, 2/27/69 H
	Randy Richardson, 23 vs. Arizona St., 1/19/63 H
6.	Adam Waddell, 22 vs. Utah, 1/27/10 H
	Jerry Brucks, 22 vs. Regis, 12/5/70 H
	Leon Clark, 22 vs. Brigham Young 2/11/65 H
	Fred Gish, 22 vs. Utah, 2/2/62 H
10.	Carl Ashley, 21 vs. Air Force, 3/2/70 H
	Gary VonKrosigk, 21 vs. Utah, 2/23/67 H
	Leon Clark, 21 vs. Idaho State, 12/16/65 A
	LeRoy Hulsebus, 21 vs. New Mexico, 2/14/59 H
	Dave Bradley, 21 vs. Villanova, 12/30/55 N

ASSISTS

1.	Jay Straight, 15 vs. Winthrop, 12/20/03 H
2.	Mike Jackson, 14 vs. Colorado, 12/28/82 H
3.	Chris McMillian, 13 vs. Delaware St., 12/19/00 H
4.	Jay Straight, 12 vs. New Mexico, 2/7/05 H
5.	JayDee Luster, 11 vs. Peru State, 11/18/09 H
	Brandon Ewing, 11 vs. Sacramento St., 12/20/08 H
	Sean Dent, 11 vs. Air Force, 3/6/86 H
8.	Jay Straight, 10 vs. IPFW, 1/10/05 H
	Chris McMillian, 10 vs. Colorado St., 2/10/01 H
	Jay Straight, 10 vs. Cal St. Northridge, 12/6/01 H
	Anthony Blake, 10 vs. Texas-Pan American, 2/16/99 H
	Maurice Alexander, 10 vs. Colorado St., 3/7/92 H
	Maurice Alexander, 10 vs. Ohio, 12/28/91 N
	Fennis Dembo, 10 vs. Hawaii, 1/25/86 A

BLOCKED SHOTS

1.	Justin Williams, 12 vs. Utah, 3/10/06 N
2.	Justin Williams, 11 vs. BYU, 2/18/06 H
	Theo Ratliff, 11 vs. Brigham Young, 2/3/94 H
	Theo Ratliff, 11 vs. Mississippi St., 12/28/94 N
5.	Theo Ratliff, 10 vs. San Diego St., 2/25/93 A
6.	Justin Williams, 9 vs. Charlotte, 11/15/05 H
	Theo Ratliff, 9 vs. Iowa State, 12/3/94 A
	Theo Ratliff, 9 vs. UTEP, 2/11/93 H
	Theo Ratliff, 9 vs. Marshall, 12/21/92 H
	Theo Ratliff, 9 vs. Louisiana Tech, 12/7/92 A



Reginald Slater



SINGLE-GAME INDIVIDUAL LEADERS



Eric Leckner

STEALS

1. Steve Leven, 7 vs. Washington St., 11/30/05 A
Anthony Blakes, 7 vs. TCU, 2/11/99 A
Sean Dent, 7 vs. Denver, 11/28/86 H
4. Desmar Jackson, 6 vs. Kennesaw St., 12/28/10 H
Brad Jones, 6 vs. Colorado Mines, 11/29/06 H
Marcus Bailey, 6 vs. Colorado St., 1/12/02 H
Anthony Blakes, 6 vs. San Diego St., 1/29/00 H
Anthony Blakes, 6 vs. Tulsa, 2/4/99 H
LaDrell Whitehead, 6 vs. Denver, 11/29/94 H
David Murray, 6 vs. Brigham Young, 1/30/93 H
Sean Dent, 6 vs. Denver, 11/27/87 H
Sean Dent, 6 vs. Air Force, 1/16/86 H

FIELD GOALS MADE

1. Flynn Robinson, 21 vs. Arizona St., 2/22/64 A
2. Stan Dodds, 19 vs. Arizona State, 2/28/70 A
Dick Sherman, 19 vs. Rhode Island, 12/27/65 N
Tony Windis, 19 vs. New Mexico, 1/10/58 A
5. Flynn Robinson, 18 vs. Utah, 2/13/65 H
Flynn Robinson, 18 vs. Air Force, 2/29/64 H
7. Jay Straight, 16 vs. Colorado St., 2/26/05 A
Reginald Slater, 16 vs. San Diego St., 2/23/91 H
Maurice Alexander, 16 vs. New Mexico, 2/9/91 H
Curt Jimerson, 16 vs. Nebraska, 12/20/61 H
Joe Capua, 16 vs. Montana, 2/3/56 H


FIELD GOALS ATTEMPTED

1. Tony Windis, 38 vs. Montana, 2/5/59 A
2. Flynn Robinson, 37 vs. Brigham Young, 2/9/63 A
3. Flynn Robinson, 36 vs. Arizona St., 2/22/64 A

4. Joe Capua, 34 vs. Montana, 2/3/56 H
5. Flynn Robinson, 33 vs. Brigham Young, 2/28/63 H
6. Dick Sherman, 33 vs. Rhode Island, 12/27/65 N
7. Joe Capua, 32 vs. Denver, 2/24/56 A
8. Stan Dodds, 31 vs. Arizona State, 2/28/70 A
Flynn Robinson, 31 vs. Brigham Young, 3/5/65 A
Flynn Robinson, 31 vs. Air Force, 2/29/64 H
Tony Windis, 31 vs. Montana, 3/7/59 H
Tony Windis, 31 vs. Utah State, 1/16/59 H
Tony Windis, 31 vs. Montana, 2/7/58 H

3-POINT FIELD GOALS MADE

1. Maurice Alexander, 9 vs. New Mexico, 2/9/91 H
2. Sean Ogirri, 7 vs. Air Force, 2/28/09 A
Sean Ogirri, 7 vs. UNLV, 1/17/09 A
Sean Ogirri, 7 vs. Sacramento St., 12/20/08 H
Sean Ogirri, 7 vs. Western St., 12/16/08 H
Donta Richardson, 7 vs. New Mexico, 2/15/03 A
Roman Totta, 7 vs. Fresno State, 3/5/94 A
8. Luke Martinez, 6 vs. Bradley, 12/3/11 H
Sean Ogirri, 6 vs. Brigham Young, 3/4/09 H
Sean Ogirri, 6 vs. Denver, 11/29/08 H
Brandon Ewing, 6 vs. UNLV, 1/23/08 A
Brandon Ewing, 6 vs. Colorado, 11/26/06 A
Steve Leven, 6 vs. Montana State, 12/17/05 N
Steve Leven, 6 vs. CU-Colo. Springs, 12/5/05 H
David Adams, 6 vs. New Mexico, 1/12/04 H
David Adams, 6 vs. Tennessee St., 12/17/03 H
Jay Straight, 6 vs. Colorado State, 2/22/03 H
Donta Richardson, 6 vs. New Mexico, 1/26/02 H
Bradley Mann, 6 vs. Idaho State, 1/3/00 A
Bradley Mann, 6 vs. Tulsa, 1/10/99 A
LaDrell Whitehead, 6 vs. San Diego St., 1/16/97 A
LaDrell Whitehead, 6 vs. Fresno St., 1/27/96 H
Roman Totta, 6 vs. UTEP, 1/20/94 H
Roman Totta, 6 vs. Colorado St., 1/15/94 H



Tim Breaux

3-POINT FIELD GOALS ATTEMPTED

1. Roman Totta, 16 vs. Fresno State, 3/5/94 A
Maurice Alexander, 16 vs. New Mexico, 2/9/91 H
3. Sean Ogirri, 15 vs. Brigham Young, 3/4/09 H
Sean Ogirri, 15 vs. UNLV, 1/17/09 A
LaDrell Whitehead, 15 vs. Fresno St., 3/7/96 N
6. Afam Muojeke, 14 vs. South Dakota, 12/20/09 H
Donta Richardson, 14 vs. San Diego St., 3/1/03 H
8. Luke Martinez, 13 vs. UNLV, 2/4/12 H
Brandon Ewing, 13 vs. UNLV, 1/23/08 A
Sean Ogirri, 13 vs. Sacramento St., 12/20/08 H
Sean Ogirri, 13 vs. Denver, 11/29/08 H
Jay Straight, 13 vs. Kansas State, 12/11/04 N
LaDrell Whitehead, 13 vs. UNLV, 2/27/97 H
Maurice Alexander, 13 vs. New Mexico, 3/12/92 N
Maurice Alexander, 13 vs. San Diego St., 2/23/91 H

FREE THROWS MADE

1. Jeron Roberts, 20 vs. UTEP 2/7/98 A
2. Brandon Ewing, 19 vs. UNLV, 1/10/07 H
Joe Capua, 19 vs. Montana, 2/3/56 H
4. Fennis Dembo, 18 vs. UTEP, 2/4/88 H
Joe Capua, 18 vs. Utah State, 2/17/56 H
6. Brad Jones, 17 vs. San Diego St., 2/17/07 H
Al Eastland, 17 vs. Brigham Young, 2/17/62 H
8. Francisco Cruz, 16 vs. Northern Colo., 11/15/11 H
Marcus Bailey, 16 vs. UNLV, 3/3/01 A
Harry Hall, 16 vs. Arizona State, 2/3/68 A
10. Afam Muojeke, 15 vs. Cal St. Bakersfield, 11/14/08 H
Jeron Roberts, 15 vs. Norfolk State, 12/28/97 N
LaDrell Whitehead, 15 vs. Ohio St., 12/29/95 N
Tony Windis, 15 vs. Georgia Tech, 12/22/58 A
Tony Windis, 15 vs. Boston 12/29/56 N

FREE THROWS ATTEMPTED

1. Joe Capua, 26 vs. Montana, 2/3/56 H
2. Fennis Dembo, 23 vs. UTEP, 2/4/88 H
3. Brandon Ewing, 22 vs. UNLV, 1/10/07 H
Tony Windis, 22 vs. Boston, 12/29/56 N
5. Charles Bradley, 21 vs. Utah, 2/22/80 H
Joe Capua, 21 vs. Utah State, 2/17/56 H
7. Francisco Cruz, 20 vs. Northern Colo., 11/15/11 H
Jeron Roberts, 20 vs. UTEP 2/7/98 A
9. Ugo Udezue, 19 vs. SMU, 2/13/99 A
David Murray, 19 vs. Marshall, 12/21/92 H
Al Eastland, 19 vs. Brigham Young, 2/17/62 H
Tony Windis, 19 vs. Georgia Tech, 12/22/58 A
Joe Capua, 19 vs. Oregon State, 12/10/55 A
Ron Rivers, 19 vs. Montana, 2/16/53 A
Bill Sharp, 19 vs. Utah State, 1/9/53 H



TEAM

SINGLE-SEASON TEAM RECORDS

POINTS

- 2641 1990-91 (32 games)
- 2567 1999-00 (31 games)
- 2528 1985-86 (36 games)
- 2504 1987-88 (32 games)
- 2471 2008-09 (33 games)
- 2415 1986-87 (34 games)
- 2366 2006-07 (32 games)
- 2366 1965-66 (26 games)
- 2343 2002-03 (32 games)
- 2324 2001-02 (31 games)
- 2312 1967-68 (27 games)
- 2301 1968-69 (28 games)
- 2286 1998-99 (28 games)
- 2282 2000-01 (30 games)
- 2257 1988-89 (31 games)

REBOUNDS

- 1423 1951-52 (35 games)
- 1416 1965-66 (26 games)
- 1302 1968-69 (28 games)
- 1299 1964-65 (25 games)
- 1276 1967-68 (27 games)
- 1275 1990-91 (32 games)
- 1275 1966-67 (29 games)
- 1260 1999-00 (31 games)
- 1260 1980-81 (30 games)
- 1256 1985-86 (36 games)

ASSISTS


- 567 1985-86 (36 games)
- 556 1986-87 (34 games)
- 540 1998-99 (28 games)
- 505 2000-01 (30 games)
- 501 1999-00 (31 games)
- 475 1987-88 (32 games)
- 473 1982-83 (29 games)
- 430 2002-03 (32 games)
- 418 2001-02 (31 games)
- 413 2008-09 (33 games)

BLOCKS

- 221 2005-06 (32 games)
- 184 1992-93 (28 games)
- 177 1994-95 (28 games)
- 162 1993-94 (28 games)
- 144 2007-08 (30 games)
- 144 2004-05 (28 games)
- 144 2000-01 (30 games)
- 136 2001-02 (31 games)
- 132 2009-10 (31 games)
- 128 1989-90 (29 games)

STEALS

- 264 1998-99 (28 games)
- 250 1995-96 (29 games)
- 249 1999-00 (31 games)
- 241 2009-10 (31 games)
- 233 2010-11 (31 games)
- 233 1988-89 (31 games)
- 227 2011-12 (33 games)
- 217 1990-91 (32 games)
- 212 2001-02 (31 games)
- 202 1992-93 (28 games)



Sean Dent

FIELD GOALS MADE

- 958 1985-86 (36 games, 1809 FGA)
- 939 1965-66 (26 games, 2043 FGA)
- 916 1999-00 (31 games, 2085 FGA)
- 906 1990-91 (32 games, 1875 FGA)
- 889 1987-88 (32 games, 1735 FGA)
- 887 1964-65 (26 games, 1942 FGA)
- 880 1986-87 (34 games, 1724 FGA)
- 864 1967-68 (27 games, 1894 FGA)
- 861 1951-52 (35 games, 2351 FGA)
- 859 1980-81 (30 games, 1645 FGA)

FIELD GOALS ATTEMPTED

- 2351 1951-52 (35 games)
- 2335 1950-51 (37 games)
- 2085 1999-00 (31 games)
- 2043 1965-66 (26 games)
- 1942 1964-65 (26 games)
- 1894 1967-68 (27 games)
- 1888 1966-67 (29 games)
- 1876 1998-99 (28 games)
- 1875 1990-91 (32 games)
- 1868 1968-69 (28 games)

3-POINT FIELD GOALS MADE

- 222 1999-00 (31 games)
- 211 2008-09 (33 games)
- 197 2011-12 (33 games)
- 188 1998-99 (28 games)
- 175 2007-08 (30 games)
- 175 1990-91 (32 games)
- 173 1995-96 (29 games)
- 172 2006-07 (32 games)

- 171 1996-97 (28 games)
- 168 2003-04 (28 games)

3-POINT FIELD GOALS ATTEMPTED

- 635 1999-00 (31 games)
- 602 2011-12 (33 games)
- 598 1998-99 (28 games)
- 586 2008-09 (33 games)
- 556 1995-96 (29 games)
- 551 2007-08 (30 games)
- 549 2010-11 (31 games)
- 525 2009-10 (31 games)
- 515 2006-07 (32 games)
- 513 2000-01 (30 games)

FREE THROWS MADE

- 668 2008-09 (33 games, 919 FTA)
- 663 1952-53 (30 games, 965 FTA)
- 654 1990-91 (32 games, 853 FTA)
- 634 2002-03 (32 games, 903 FTA)
- 612 1985-86 (36 games, 891 FTA)
- 602 2001-02 (31 games, 862 FTA)
- 601 1968-69 (28 games, 892 FTA)
- 588 2000-01 (30 games, 837 FTA)
- 585 1987-88 (32 games, 815 FTA)
- 584 1967-68 (27 games, 831 FTA)

FREE THROWS ATTEMPTED

- 965 1952-53 (30 games)
- 919 2008-09 (33 games)
- 903 2002-03 (32 games)
- 892 1968-69 (28 games)
- 891 1985-86 (36 games)
- 864 2009-10 (31 games)
- 863 2005-06 (32 games)
- 862 2001-02 (31 games)
- 854 1951-52 (35 games)
- 853 1990-91 (32 games)



Joe Capua



SINGLE-GAME TEAM RECORDS

POINTS

- 123 vs. Adams State (71), 1/2/10 H
- 121 vs. Miss. Valley State (62), 11/30/79 H
- 120 vs. Peru State (73), 11/18/09 H
120 vs. Nevada Southern (87), 12/2/67 H
120 vs. Arizona State (85), 3/3/66 H
- 115 vs. Loyola Marymount, 3/17/88 N
115 vs. Idaho State (96), 2/9/67 H
- 114 vs. Air Force (83), 3/2/68 H
- 113 vs. Denver, 11/27/87 H
113 vs. Utah State (88), 11/30/68 H
113 vs. New Mexico State (80), 1/28/66 H
- 112 vs. Savannah State, 1/8/03 H
112 vs. Southern Mississippi 12/29/90 N
112 vs. Arizona State (94), 2/28/70 H
112 vs. Northern Michigan (105), 12/9/65 H

REBOUNDS

- 76 vs. Utah State, 2/17/56 H
- 73 vs. Roosevelt U., 1/9/78 H
73 vs. New Mexico, 2/14/59 H
73 vs. Montana, 12/7/64 H
73 vs. Idaho State, 12/16/55 A
- 72 vs. Denver, 1/24/69 H
- 71 vs. Denver, 2/13/59 H
- 70 vs. Concordia (Minn.), 12/10/79 H
- 69 vs. Central Missouri, 12/16/66 H
- 68 vs. New Mexico, 2/22/57 H

ASSISTS

- 29 vs. Loyola Marymount, 3/17/88 N
29 vs. New Mexico, 2/26/87 A
- 28 vs. TCU, 1/14/99 H
28 vs. San Diego State, 2/13/92 H
- 27 vs. Peru State, 11/18/09 H
27 vs. Hawai'i Pacific, 11/26/99 A
- 26 vs. Montana State, 12/11/99 N
26 vs. Colorado, 12/2/87 A
- 25 vs. Texas-Pan American, 2/16/99 H
25 vs. Northwestern St., 11/19/99 H
25 vs. Louisiana Tech, 12/27/98 N
25 vs. Alcorn State, 12/21/98 H

BLOCKS

- 15 vs. San Diego State, 1/11/90 H
- 14 vs. Utah, 3/10/06 N
14 vs. Denver, 1/4/05 H
- 13 vs. Brigham Young, 2/18/06 H
13 vs. Southern Illinois, 12/3/05 H
- 12 vs. CU-Colo. Springs, 12/5/05 H
12 vs. Gonzaga, 3/14/02 N
12 vs. Hawai'i Pacific, 11/26/99 A
12 vs. Brigham Young, 2/3/94 H
12 vs. Utah State, 12/29/93 N
12 vs. Marshall, 12/21/92 H

STEALS

- 21 vs. Peru State, 11/18/09 H
- 20 vs. Adams State, 1/2/10 H
- 17 vs. Colorado Mines, 11/29/06 H
17 vs. Colorado, 12/13/95 A
17 vs. San Diego State, 1/7/93 H
17 vs. Denver, 11/27/87 H
- 16 vs. Indiana State, 12/4/10, H
16 vs. TCU, 2/11/99 A

- 16 vs. Alcorn State, 12/21/98 H
- 16 vs. Brigham Young, 1/30/93 H
- 16 vs. Memphis, 11/28/89 A

FIELD GOALS MADE

- 49 vs. Miss. Valley State, 11/30/79 H
49 vs. Nevada Southern, 12/2/67 H
- 48 vs. Loyola Marymount, 3/17/88 N
48 vs. Utah, 2/13/65 A
- 47 vs. Drake, 1/2/89 H
47 vs. Texas Southern, 11/30/88 H
47 vs. Sacramento State, 1/3/78 H
47 vs. Arizona State, 3/3/66 H
47 vs. Denver, 1/22/65 H
- 46 vs. Southern Mississippi, 12/29/90 N
46 vs. Adams State, 12/6/80 H
46 vs. Air Force, 3/2/68 H
46 vs. Utah, 2/25/66 A

FIELD GOALS ATTEMPTED

- 98 vs. Montana, 12/7/64 H
- 97 vs. Sacramento St., 1/3/78 H
- 96 vs. Nevada Southern, 12/2/67 H
96 vs. Brigham Young, 2/26/66 A
96 vs. Brigham Young, 2/11/65 H
- 95 vs. Utah, 1/31/73 H
95 vs. Bowling Green, 12/29/65 A
- 94 vs. Whittier, 12/18/76 A
- 93 vs. Idaho State, 12/9/67 H
93 vs. Rhode Island, 12/27/65 A

3-POINT FIELD GOALS MADE

- 14 vs. Hawai'i-Pacific, 11/26/99 A
- 13 vs. New Mexico, 1/5/08 H
13 vs. Arkansas-Pine Bluff, 11/26/07 H
13 vs. Idaho State, 1/3/00 A
13 vs. Fresno State, 1/27/96 H
- 12 vs. Western St., 12/16/08 H
12 vs. Tulsa, 1/10/99 A
- 11 vs. Utah Valley, 1/3/12 A
11 vs. Louisiana Tech, 11/27/11 H
11 vs. CU-Colorado Springs, 11/10/07 H
11 vs. Montana, 11/15/06 H
11 vs. New Mexico, 2/9/04 A
11 vs. New Mexico, 2/15/03 A
11 vs. Brigham Young, 2/26/00 H
11 vs. NW State, 11/19/99 H
11 vs. Montana St., 12/11/99 N
11 vs. Arizona, 12/5/98 N
11 vs. Nicholls State, 12/29/97 N
11 vs. Southern Illinois, 12/27/96 N
11 vs. Texas-El Paso, 3/9/89 N

3-POINT FIELD GOALS ATTEMPTED


- 36 vs. New Mexico, 1/5/08 H
- 34 vs. UNLV, 2/27/97 H
- 32 vs. SMU, 1/16/99 H
32 vs. Fresno State, 3/7/96 N
32 vs. San Diego State, 3/23/91 H
- 31 vs. Idaho State, 1/3/00 A
31 vs. Northern Colorado, 12/9/95 H
31 vs. New Mexico, 1/9/88 A
- 30 vs. Hawai'i-Pacific, 11/26/99 A
30 vs. Fresno State, 1/26/95 A

FREE THROWS MADE

- 44 vs. Texas State, 11/26/08 H 56 FTA
- 43 vs. Savannah State, 1/8/03 H 62 FTA
- 42 vs. Boston U., 12/29/56 A 55 FTA
- 41 vs. Denver, 11/25/09 A 51 FTA
41 vs. Brigham Young, 2/17/62 H 50 FTA
- 39 vs. Marshall, 12/21/92 H 55 FTA
- 38 vs. Troy State, 12/14/91, H 54 FTA
- 36 vs. Pepperdine (ot), 11/29/09 H 51 FTA
36 vs. Loyola Marymount, 11/30/02 N 53 FTA
36 vs. Drake, 1/2/89 H 47 FTA
36 vs. Arizona State, 2/28/70 H 46 FTA

FREE THROWS ATTEMPTED

- 62 vs. Savannah State, 1/8/03 H
- 56 vs. Texas St., 11/26/08 H
56 vs. Utah State, 12/13/68 A
- 55 vs. Marshall, 12/21/92 H
55 vs. Boston U., 12/29/56 A
- 54 vs. Troy State, 12/14/91 H
- 53 vs. Loyola Marymount, 11/30/02 N
- 51 vs. Pepperdine, 11/29/09 H
51 vs. Denver, 11/25/09 A
51 vs. Utah, 1/18/86 H



Brandon Ewing is one of only two players in school history to lead the team in scoring four times. He joins Les Witte, who led the Pokes in scoring in 1931, 32, 33 and 34.



MEMORIAL FIELDHOUSE RECORDS

INDIVIDUAL

POINTS

1. 51 Joe Capua vs. Montana, 2/3/56
2. 50 Tony Windis vs. New Mexico, 1/10/58
3. 45 Stan Dodds vs. Arizona State, 2/28/70
4. 42 Joe Capua vs. Utah State, 2/17/56
5. 40 Flynn Robinson vs. Utah, 2/13/65
- 40 Flynn Robinson vs. Air Force, 2/29/64
- 40 Flynn Robinson vs. Denver, 2/2/63

REBOUNDS

1. 24 Leon Clark vs. Arizona, 3/5/66
2. 23 Mark Handy, BYU, 3/7/75
- 23 Mike Childress, CSU, 2/6/71
- 23 Carl Ashley vs. Utah, 2/27/69
- 23 Randy Richardson vs. Arizona St., 1/19/63
- 23 Tom King, New Mexico, 2/11/61
7. 22 Jerry Brucks vs. Regis, 12/5/70
- 22 Leon Clark vs. Brigham Young, 2/11/65
- 22 Fred Gish vs. Utah, 2/2/62
- 22 Jack Parr, Kansas State, 2/13/56

FIELD GOALS MADE

1. 19 Stan Dodds vs. Arizona State, 2/28/70
- 19 Tony Windis vs. New Mexico, 1/10/58
3. 18 Flynn Robinson vs. Utah, 2/13/65
- 18 Flynn Robinson vs. Air Force, 2/29/64
5. 16 Curt Jimerson vs. Nebraska, 12/20/61
- 16 Joe Capua vs. Montana, 2/3/56

FIELD GOALS ATTEMPTED

1. 37 Mike Dabich, New Mexico St., 1/28/66
2. 34 Joe Capua vs. Montana, 2/3/56
3. 33 Flynn Robinson vs. Brigham Young, 2/28/63
4. 31 Stan Dodds vs. Arizona State, 2/28/70

- 31 Flynn Robinson vs. Air Force, 2/29/64
- 31 Tony Windis vs. Montana, 3/7/59
- 31 Tony Windis vs. Utah State, 1/16/59
- 31 Tony Windis vs. Montana, 2/7/58

FREE THROWS MADE

1. 19 Joe Capua vs. Montana, 2/3/56
2. 18 Joe Capua vs. Utah, 2/17/56
3. 17 Al Eastland vs. Brigham Young 2/17/62
- 17 Toby Royball, New Mexico, 1/7/56
5. 15 Dave Gambee, Oregon State, 12/1/56
- 15 Bill Sharp vs. Montana, 1/10/53


FREE THROWS ATTEMPTED

1. 26 Joe Capua vs. Montana, 2/3/56
2. 21 Charles Bradley vs. Utah, 2/24/80
- 21 Joe Capua vs. Utah State, 2/17/56
4. 19 Al Eastland vs. Brigham Young, 2/17/62
- 19 Dave Gambee, Oregon State, 12/1/56
- 19 Bill Sharp vs. Utah State, 1/9/53
7. 18 Toby Royball, New Mexico, 1/7/56

TEAM

POINTS

1. 121 Wyo. vs. Miss. Valley State (62), 11/30/79
2. 120 Wyo. vs. Nevada Southern (87), 12/2/67
- 120 Wyo. vs. Arizona State (85), 3/3/66
4. 115 Wyo. vs. Idaho State (75), 12/9/67
5. 114 Wyo. vs. Air Force (83), 3/2/68
6. 113 Wyo. vs. Utah State (88), 11/30/68
- 113 Wyo. vs. New Mexico St. (80), 1/28/66
8. 112 Wyo. vs. Arizona State (94), 2/28/70
- 112 Wyo. vs. Northern Michigan (105), 12/9/65
10. 111 Wyo. vs. Utah (102), 2/13/65



Joe Capua

REBOUNDS

1. 79 By Nebraska, 12/3/64
2. 76 By Denver, 2/13/59
3. 76 Wyo. vs. Utah State, 2/17/56
4. 73 Wyo. vs. Roosevelt, 1/9/78
- 73 Wyo. vs. Montana, 12/7/64
- 73 Wyo. vs. New Mexico 2/14/59
7. 72 Wyo. vs. Denver, 1/24/69
8. 71 Wyo. vs. Denver, 2/13/59

FIELD GOALS

1. 49 Wyo. vs. Miss. Valley State, 11/30/79
- 49 Wyo. vs. Nevada Southern, 12/2/67
3. 48 Wyo. vs. Utah, 2/13/65
4. 47 Wyo. vs. Sacramento State, 1/3/78
- 47 Wyo. vs. Arizona State 3/3/66
- 47 Wyo. vs. Denver, 1/22/65
7. 46 Wyo. vs. Adams State, 12/6/80

FIELD GOALS ATTEMPTED

1. 100 By New Mexico State, 1/28/66
2. 98 Wyo. vs. Montana, 12/7/64
3. 97 Wyo. vs. Sacramento State, 1/3/78
4. 96 Wyo. vs. Nevada Southern, 12/2/67
- 96 Wyo. vs. Brigham Young, 2/11/65
6. 95 Wyo. vs. Utah, 1/31/74

FREE THROWS

1. 41 Wyo. vs. Brigham Young, 2/17/62
2. 37 By New Mexico, 2/18/66
3. 36 Wyo. vs. Arizona State, 2/28/70
- 36 By New Mexico, 1/6/62
5. 35 Wyo. vs. Montana State-Billings, 12/19/77
6. 34 By Brigham Young, 2/6/76
7. 33 Wyo. vs. Montana, 2/3/56

FREE THROWS ATTEMPTED

1. 55 By New Mexico, 2/18/66
2. 50 Wyo. vs. Brigham Young, 2/17/63
3. 49 By Northern Colorado, 12/18/71
4. 48 Wyo. vs. Weber State, 12/5/64
- 48 Wyo. vs. Montana, 2/3/56
6. 47 Wyo. vs. San Diego State, 2/7/81
- 47 Wyo. vs. Evansville, 11/30/74
- 47 Wyo. vs. New Mexico, 2/14/59



1961-62 Wyoming Cowboys




ARENA-AUDITORIUM RECORDS

INDIVIDUAL

POINTS

- 49 Maurice Alexander vs. New Mexico, 2/9/91
- 45 LaZelle Durden, Cincinnati, 12/17/94
- 40 Michael Cage, San Diego St. (ot), 2/6/84
- 36 Ugo Udezue vs. Colorado, 12/9/98
- 35 Brad Jones vs. Alabama-Birmingham, 11/18/06
- 35 Askia Jones, Kansas State, 1/2/92
- 35 Reginald Slater vs. San Diego St., 2/23/91
- 35 Reginald Slater vs. Memphis, 12/16/90
- 34 Keion Bell, Pepperdine vs. Monmouth, 11/28/09
- 34 Vincent Simpson, Hampton, 11/28/09
- 34 Robyn Davis vs. New Mexico, 1/14/89
- 32 Leonard Washington vs. Colorado St., 1/21/12
- 32 Brent Benson, Texas State, 11/26/08
- 32 Brad Jones vs. San Diego State, 2/17/07
- 32 Brandon Ewing vs. Boise State, 11/11/06
- 32 Ugo Udezue vs. Texas-Pan Am., 2/16/99
- 32 Theo Ratliff vs. Hawaii, 2/24/94
- 32 Maurice Alexander vs. Utah, 1/17/91
- 31 Carlton Brown, Utah, 1/27/10
- 31 Afam Muojeke vs. Cal St. Bakersfield, 11/14/08
- 31 Reginald Slater vs. Utah, 1/18/90
- 31 Robyn Davis vs. UTEP, 1/12/90
- 31 Anthony Watson, San Diego St., 2/13/86
- 31 Fennis Dembo vs. Hardin Simmons, 12/12/85
25. 30 Francisco Cruz vs. Northern Colo., 11/15/11
- 30 Afam Muojeke vs. San Diego St., 1/9/10
- 30 Brandon Ewing vs. UNLV (ot), 1/10/07
- 30 Wendell White, UNLV (ot), 1/10/07
- 30 Jay Straight vs. San Diego State, 1/26/04
- 30 David Murray vs. Denver, 12/1/93
- 30 Fennis Dembo vs. Texas Tech, 12/5/87



Ugo Udezue

REBOUNDS

- 27 Reginald Slater vs. Troy State, 12/14/91
- 22 Adam Waddell vs. Utah, 1/27/10
- 21 Michael Cage, San Diego St. (ot), 2/6/84
- 20 Justin Williams vs. Charlotte, 11/15/05
- 20 Reginald Slater vs. Texas Southern, 11/30/88
- 19 Lee Mayberry, Fresno State, 1/5/94
- 19 Reginald Slater vs. Missouri-St. Louis, 11/29/90
- 19 Mark Wrapp vs. Colorado, 12/28/82
- 18 Kevin Cato, Iowa State, 12/16/95
- 18 Reginald Slater vs. San Diego St., 1/11/90
- 17 Anthony Blakes vs. SMU, 1/16/99
- 17 Josh Davis vs. Mount St. Mary's, 12/7/99
- 17 Reginald Slater vs. Marshall, 11/24/90
- 16 Justin Williams vs. UNC-Wilmington, 11/14/05
- 16 Reginald Slater vs. CSU, 2/26/91
- 16 Marty Dow, San Diego State, 2/23/91
- 16 Reggie Page vs. Hawaii, 1/10/91
- 16 Reginald Slater vs. Air Force, 2/5/90
- 16 Fennis Dembo vs. Clemson (NIT), 3/20/86

ASSISTS

- 15 Jay Straight vs. Winthrop, 12/20/03
- 14 Mike Jackson vs. Colorado, 12/28/83
- 12 Jay Straight vs. New Mexico, 2/7/05
- 11 JayDee Luster vs. Peru State, 11/18/09
- 11 Brandon Ewing vs. Sacramento St., 12/20/08
- 11 Anthony Johnson vs. Southern Cal, 12/4/82
- 10 Marc Jackson, Utah, 1/15/05
- 10 Jay Straight vs. IPFW, 1/10/05
- 10 Jay Straight vs. Cal St. Northridge, 12/6/01
- 10 Anthony Blakes vs. Texas-Pan Am., 2/16/99
- 10 Mark Dickel, UNLV, 1/31/98
- 10 Maurice Alexander vs. CSU, 3/7/92
- 10 Virgil Smith, SDSU, 2/13/92
- 10 Mike Jackson vs. Tex.-El Paso, 2/12/83

FIELD GOALS MADE

- 16 LaZelle Durden, Cincinnati, 12/17/94
- 16 Reginald Slater vs. San Diego St., 2/23/91
- 16 Maurice Alexander vs. New Mexico, 2/9/91
- 15 Ugo Udezue vs. Colorado, 12/9/98
- 14 Tony Danridge, New Mexico, 3/7/09
- 14 Reginald Slater vs. Memphis, 12/16/90
- 13 Michael Cage, San Diego St. (ot), 2/6/84
- 12 Leonard Washington vs. Colorado St., 1/21/12
- 12 Ugo Udezue vs. Texas-Pan Am., 2/16/99
- 12 Ugo Udezue vs. Rice, 2/6/99
- 12 Anthony Watson, San Diego St. (WAC), 3/7/86
- 12 Rodney Gowens vs. Colorado, 12/14/84
- 11 Amath M'Baye vs. Air Force, 2/23/11
- 11 Keion Bell, Pepperdine vs. Monmouth, 11/28/09
- 11 Wendell White, UNLV, 1/10/07
- 11 Brad Jones vs. Denver, 12/6/06
- 11 Paul Delaney, Alabama-Birmingham, 11/18/06
- 11 Ashley Day, Denver, 11/27/95
- 11 Theo Ratliff vs. Hawaii, 2/24/94
- 11 Queint Higgins vs. Hawaii, 2/24/94
- 11 Eddie Rivera, UTEP, 2/11/93
- 11 David Murray vs. Denver, 12/1/93
- 11 Askia Jones, Kansas State, 1/2/92
- 11 Shawn Bradley, Brigham Young, 11/19/91
- 11 Chris Pilz, Missouri-St. Louis, 11/29/90
- 11 Robyn Davis vs. Brigham Young, 2/23/89

- 11 Jimmy Madison, Utah, 1/17/89
- 11 Robyn Davis vs. New Mexico, 1/14/89
- 11 Robyn Davis vs. Alabama-Birmingham, 12/10/88
- 11 Kelvin Lee, Southern Utah St., 12/7/88
- 11 Fennis Dembo vs. Colorado St., 2/22/86



Adam Waddell

FIELD GOALS ATTEMPTED

- 32 LaZelle Durden, Cincinnati, 12/17/94
- 30 Maurice Alexander vs. New Mexico, 2/9/91
- 29 Donta Richardson vs. San Diego St., 3/1/03
- 29 Chris Pilz, Missouri-St. Louis, 11/29/90
- 27 Marcus Walker, Colorado State, 1/26/08
- 26 Charles Price, Texas Southern, 11/30/88
- 25 Ugo Udezue vs. Texas-Pan Am., 2/16/99
- 24 Robyn Davis vs. New Mexico, 1/14/89
- 23 Curtis Withers, Charlotte, 11/15/05
- 23 Ugo Udezue vs. USC, 3/10/99
- 23 Ugo Udezue vs. Rice, 2/6/99
- 23 Kenny Smith vs. New Mexico, 1/14/89
- 22 Jonathan Jones, Kean, 11/13/10
- 22 Brandon Heath, San Diego St., 2/17/07
- 22 Steve Leven vs. San Diego St., 1/28/06
- 22 John Taft, Marshall, 11/24/90
- 22 Robyn Davis vs. Alabama-Birmingham, 12/10/88
- 22 Hubert Henderson, SW Missouri St., 11/26/88
- 22 Jerry Stroman, Utah (WAC), 3/6/86

3-POINT FIELD GOALS MADE

- 9 Brent Benson, Texas State, 11/26/08
- 9 Maurice Alexander vs. New Mexico, 2/9/91
- 7 Sean Ogirri vs. Sacramento St., 12/20/08
- 7 Sean Ogirri vs. Western State, 12/16/08
- 7 Donta Richardson vs. New Mexico, 2/15/03



Francisco Cruz

- 7 LaZelle Durden, Cincinnati, 12/17/94
- 7 Rob Robbins, New Mexico, 2/9/91
- 8. 6 Michael Lyons, Air Force 2/15/12
- 6 Luke Martinez vs. Bradley, 12/3/11
- 6 Sean Ogirri vs. BYU, 3/4/09
- 6 Vincent Simpson, Hampton, 11/28/09
- 6 Antonio Flaggs, Sacramento St., 12/20/08
- 6 Sean Ogirri vs. Denver, 11/29/08
- 6 Steve Leven vs. CU-Colorado Springs, 12/5/05
- 6 David Adams vs. New Mexico, 1/12/04
- 6 Jay Straight vs. Colorado State, 2/22/03
- 6 David Adams vs. Tennessee St., 12/17/03
- 6 LaDrell Whitehead vs. Fresno St., 1/27/96
- 6 Roman Totta vs. UTEP, 1/20/94
- 6 Roman Totta vs. Colorado State, 1/15/94
- 6 Askia Jones, Kansas State, 1/2/92
- 6 Brett Bincent, Marshall, 11/24/90
- 6 Eric Scanlon, Northwestern St., 12/9/89
- 6 Chaka Chandler, Evansville, 12/5/89

3-POINT FIELD GOALS ATTEMPTED

- 1. 20 LaZelle Durden, Cincinnati, 12/17/94
- 2. 17 Eric Scanlon, Northwestern St., 12/9/89
- 3. 16 Maurice Alexander vs. New Mexico, 2/9/91
- 4. 15 Sean Ogirri vs. BYU, 3/4/09
- 5. 14 Afam Muojeke vs. South Dakota, 12/20/09
- 14 Donta Richardson vs. San Diego St., 3/1/03
- 14 Dominick Young, Fresno State, 1/27/96
- 14 Mark Ziegler, Denver, 12/5/92
- 14 Chris Pilz, Missouri-St. Louis, 11/29/90
- 14 Eric Berger, Drake, 1/2/89
- 11. 13 Luke Martinez vs. UNLV, 2/4/12
- 13 Justin Sofman, Monmouth vs. Pepperdine, 11/28/09
- 13 Sean Ogirri vs. Sacramento St., 12/20/08
- 13 Sean Ogirri vs. Denver, 11/29/08
- 13 Askia Jones, Kansas State, 1/2/92
- 13 Maurice Alexander vs. San Diego St., 2/23/91
- 13 Brian Simpson, Troy State, 12/14/91
- 18. 12 Sean Ogirri vs. Western State, 12/16/08
- 12 Cameron Burney, Western St., 12/16/08
- 12 Brent Benson, Texas State, 11/26/08
- 12 De'Angelo Alexander, Charlotte, 11/15/05
- 12 Jay Straight vs. Utah, 2/16/04

- 12 Kaylon Coleman, NE Illinois, 12/17/97
- 12 Maurice Alexander vs. Colorado St., 2/26/91
- 12 T.J. Milan, Metro State, 12/1/90

FREE THROWS MADE

- 1. 19 Brandon Ewing vs. UNLV (ot), 1/10/07
- 2. 18 Fennis Dembo vs. Texas-El Paso, 2/4/88
- 3. 17 Brad Jones vs. San Diego State, 2/17/07
- 4. 16 Francisco Cruz vs. Northern Colo., 11/15/11
- 5. 15 Afam Muojeke vs. Cal St. Bakersfield, 11/14/08
- 6. 14 Brad Jones vs. TCU, 1/27/07
- 14 Jeron Roberts vs. UNLV, 1/31/98
- 14 David Murray vs. Marshall, 12/21/92
- 14 Michael Cage, San Diego St. (ot), 2/6/84
- 10. 13 Nick Fox, Adams State, 1/2/10
- 13 Lee Cumnard, BYU, 3/4/09
- 13 Brandon Ewing vs. Colorado St., 1/24/09
- 13 Brandon Ewing vs. Sacramento St., 12/20/08
- 13 Brandon Ewing vs. Texas State, 11/26/08
- 13 Steve Leven vs. Princeton, 11/22/04
- 13 David Murray vs. Houston, 12/23/93
- 13 Reginald Slater vs. Troy State, 12/14/91
- 13 Reggie Fox vs. Drake, 1/2/89
- 13 Fennis Dembo vs. Hardin Simmons, 12/12/85

FREE THROWS ATTEMPTED

- 1. 23 Fennis Dembo vs. Texas-El Paso, 2/4/88
- 2. 22 Brandon Ewing vs. UNLV (ot), 1/10/07
- 3. 20 Francisco Cruz vs. Northern Colo., 11/15/11
- 4. 19 David Murray vs. Marshall, 12/21/92
- 5. 18 Brad Jones vs. San Diego State, 2/17/07
- 18 Steve Leven vs. Princeton, 11/22/04
- 18 Ugo Udezue vs. Texas-Pan Am., 2/16/99
- 8. 17 Jay Straight vs. Princeton, 11/22/04
- 17 Carlus Groves, San Diego State, 2/26/94
- 17 David Murray vs. Houston, 12/23/93
- 17 Michael Cage, San Diego St. (ot), 2/6/84
- 17 Darryl Adams, Long Beach St., 12/3/83
- 13. 16 Brandon Ewing vs. Sacramento St., 12/20/08
- 16 Afam Muojeke vs. Cal St. Bakersfield, 11/14/08
- 16 Marcus Slaughter, San Diego St., 1/28/06
- 16 Jay Straight vs. New Mexico, 1/12/04
- 16 Reginald Slater vs. Troy State, 12/14/91
- 16 Fennis Dembo vs. USC, 12/9/85

TEAM

POINTS

- 1. 123 Wyo. vs. Adams State, 1/2/10
- 2. 120 Wyo. vs. Peru State, 11/18/09
- 3. 113 Wyo. vs. Denver University, 11/27/87
- 4. 112 Wyo. vs. Savannah State, 1/8/03
- 5. 109 Wyo. vs. Tennessee State, 12/17/03
- 109 Wyo. vs. UNLV, 1/31/00
- 109 Wyo. vs. Alabama-Birmingham 12/10/88
- 8. 108 Wyo. vs. Troy State, 12/14/91
- 9. 106 by New Mexico, 1/14/89
- 10. 105 Wyo. vs. Johnson & Wales, 11/22/08
- 105 Wyo. vs. CU-Colorado Springs, 12/5/05
- 12. 104 Wyo. vs. Portland State, 12/29/01
- 104 Wyo. vs. SW Louisiana, 1/7/89
- 14. 103 Wyo. vs. Texas-Pan American, 2/16/99
- 15. 101 Wyo. vs. Alcorn St., 12/21/98
- 101 Wyo. vs. Western State, 12/14/94
- 101 Wyo. vs. Marshall, 12/21/92
- 101 Wyo. vs. Missouri-St. Louis, 11/29/90
- 19. 100 Wyo. vs. Western State, 12/16/08
- 100 Wyo. vs. IPFW, 1/10/05
- 100 Wyo. vs. North Texas, 1/8/00
- 100 Wyo. vs. Georgia State, 12/14/87

REBOUNDS

- 1. 63 by San Diego State, 2/23/91
- 2. 61 by Charlotte, 11/15/05
- 3. 60 Wyo. vs. SMU, 1/16/99
- 60 Wyo. vs. Troy State, 12/14/91
- 5. 58 Wyo. vs. Detroit, 12/28/02
- 58 Wyo. vs. Air Force, 2/25/99
- 7. 57 Wyo. vs. Eastern Kentucky, 11/24/01
- 57 Wyo. vs. South Dakota, 12/7/82
- 9. 56 Wyo. vs. Memphis, 12/16/90
- 10. 55 Wyo. vs. Cal State Northridge, 12/6/01
- 55 Wyo. vs. Seattle-Pacific, 12/1/84
- 12. 54 Wyo. vs. La. Tech, 11/23/91
- 54 Wyo. vs. Montana, 12/2/89
- 54 Wyo. vs. Alabama-Birmingham, 12/10/88
- 54 by San Diego State (WAC), 3/6/86
- 16. 53 by Loyola Marymount, 12/5/09
- 53 Wyo. vs. Savannah State, 1/8/03
- 53 Wyo. vs. Dartmouth, 12/31/98
- 53 Wyo. vs. Texas Southern, 11/30/88
- 53 Wyo. vs. Denver Univ., 11/27/87

ASSISTS

- 1. 28 Wyo. vs. TCU, 1/14/99
- 2. 28 Wyo. vs. San Diego State, 2/13/92
- 3. 27 Wyo. vs. Peru State, 11/18/09
- 4. 26 Wyo. vs. Colorado, 12/28/82
- 5. 25 Wyo. vs. Texas-Pan American, 2/16/99
- 25 Wyo. vs. Northwestern State, 11/19/99
- 25 Wyo. vs. Alcorn St., 12/21/98
- 8. 24 Wyo. vs. SMU, 1/16/99
- 9. 23 Wyo. vs. Portland State, 12/29/01
- 23 Wyo. vs. Utah, 2/28/00
- 23 Wyo. vs. Colorado State, 3/7/92
- 23 Wyo. vs. South Dakota, 12/7/82
- 23 Wyo. vs. Southern Cal, 12/4/82
- 14. 22 Wyo. vs. New Mexico (ot), 1/5/08
- 22 by New Mexico (ot), 1/5/08
- 22 Wyo. vs. Winthrop, 12/20/03
- 22 Wyo. vs. Tennessee State, 12/17/03
- 22 by North Texas, 1/8/00



ARENA RECORDS

- 22 Wyo. vs. Hawai'i, 2/29/96
- 22 Wyo. vs. Cal State Fullerton, 12/4/93
- 22 by New Mexico, 1/14/89
- 22 Wyo. vs. San Diego State, 2/13/86
- 22 by Brigham Young, 1/22/83
- 22 Wyo. vs. Regis, 11/30/82

FIELD GOALS MADE

- 1. 44 Wyo. vs. SW Louisiana, 1/7/89
- 2. 43 Wyo. vs. Peru State, 11/18/09
- 3. 42 Wyo. vs. UNLV, 1/31/00
- 4. 41 Wyo. vs. Denver Univ., 11/27/87
- 5. 40 Wyo. vs. Adams State, 1/2/10
- 40 Wyo. vs. CU-Colorado Springs, 12/5/05
- 40 Wyo. vs. Western State, 12/14/94
- 8. 39 Wyo. vs. Johnson & Wales, 11/22/08
- 39 Wyo. vs. Tennessee State, 12/17/03
- 39 Wyo. vs. Loyola Marymount (NIT), 3/17/86
- 39 Wyo. vs. San Diego State, 2/13/86
- 12. 37 by UNLV, 1/31/00
- 37 Wyo. vs. Texas-Pan American, 2/16/99
- 37 Wyo. vs. TCU, 1/14/99
- 37 by Loyola Marymount (NIT), 3/17/86
- 37 Wyo. vs. Fort Lewis, 1/7/84
- 37 Wyo. vs. Wisconsin-Green Bay, 12/2/83
- 18. 36 Wyo. vs. Hawai'i, 2/29/96
- 36 by Troy State, 12/14/91
- 36 Wyo. vs. Alabama-Birmingham, 12/10/88

FIELD GOALS ATTEMPTED

- 1. 102 by Troy State, 12/14/91
- 2. 91 by Marshall, 12/21/92
- 3. 88 by Metro State, 12/01/90
- 4. 87 Wyo. vs. San Diego State, 2/23/91
- 5. 85 by Charlotte, 11/15/05
- 6. 83 by San Diego State, 1/21/02
- 83 Wyo. vs. UNLV, 1/31/00
- 83 Wyo. vs. Denver, 11/17/98
- 83 Wyo. vs. New Mexico, 1/14/89
- 10. 82 by UNLV, 1/31/00
- 82 by Marshall, 11/24/90

- 12. 81 by Hawaii, 2/24/94
- 13. 80 by UTEP, 2/11/93
- 14. 79 Wyo. vs. SMU, 1/16/99
- 79 by Hawaii, 1/10/91
- 16. 78 by Texas State, 11/26/08
- 78 Wyo. vs. San Diego State 2/13/86
- 18. 77 by Western State, 12/16/08
- 77 Wyo. vs. Alcorn State, 12/21/98
- 77 by Missouri-St. Louis, 11/29/90

3-POINT FIELD GOALS MADE

- 1. 16 by Texas State, 11/26/08
- 2. 14 by New Mexico (OT), 1/5/08
- 3. 13 by Air Force (ot), 1/16/08
- 13 Wyo. vs. New Mexico (ot), 1/5/08
- 13 Wyo. vs. Arkansas-Pine Bluff, 11/26/08
- 13 by Colorado School of Mines, 11/29/06
- 13 by Air Force, 1/28/02
- 13 Wyo. vs. Fresno State, 1/27/96
- 9. 12 Wyo. vs. Western State, 12/16/08
- 12 by Western State, 12/16/08
- 11. 11 Wyo. vs. Louisiana Tech, 11/27/11
- 11 by South Dakota State, 11/13/09
- 11 by Utah, 2/7/09
- 11 by Denver, 11/29/08
- 11 Wyo. vs. CU-Colorado Springs, 11/10/07
- 11 Wyo. vs. Montana, 11/15/06
- 11 by Air Force, 2/15/05
- 11 by CU-Colorado Springs, 12/5/05
- 11 by Cal State Fullerton, 12/1/01
- 11 Wyo. vs. BYU, 2/26/00
- 11 by Samford, 12/30/99
- 11 Wyo. vs. Northwestern State, 11/19/99
- 11 by Denver, 12/5/92
- 11 by Troy State, 12/14/91

3-POINT FIELD GOALS ATTEMPTED

- 1. 59 by Troy State, 12/14/91
- 2. 38 by Western State, 12/16/08
- 3. 36 Wyo. vs. New Mexico (ot), 1/5/08
- 4. 35 by Missouri-St. Louis, 11/29/90


- 5. 34 by Johnson & Wales, 11/22/08
- 34 Wyo. vs. UNLV, 2/27/97
- 7. 33 by Texas State, 11/26/08
- 33 by Colorado, 12/8/07
- 9. 32 by Monmouth vs. Pepperdine, 11/28/09
- 32 by Denver, 11/29/08
- 32 Wyo. vs. SMU, 1/16/99
- 32 Wyo. vs. San Diego State, 2/23/91
- 13. 31 by New Mexico (ot), 1/5/08
- 31 by Colorado School of Mines, 11/29/06
- 31 by Air Force, 2/5/05
- 31 by Tennessee State, 12/17/03
- 31 by Eastern Kentucky, 11/24/01
- 31 by Samford, 12/30/99
- 31 Wyo. vs. Northern Colorado, 12/9/95
- 20. 30 by Hampton vs. Pepperdine, 11/27/09
- 30 by Charlotte, 11/15/05

FREE THROWS MADE

- 1. 44 Wyo. vs. Texas State, 11/26/08
- 2. 43 Wyo. vs. Savannah State, 1/8/03
- 3. 39 Wyo. vs. Marshall, 12/21/92
- 4. 38 Wyo. vs. Troy State, 12/14/91
- 5. 37 by Adams State, 1/2/10
- 6. 36 Wyo. vs. Pepperdine (ot), 11/29/09
- 36 Wyo. vs. Drake, 1/2/89
- 8. 35 Wyo. vs. Texas A&M (NIT), 3/13/86
- 35 Wyo. vs. Southern California, 12/9/85
- 10. 34 Wyo. vs. Adams State, 1/2/10
- 34 Wyo. vs. Arkansas-Pine Bluff, 11/19/01
- 34 Wyo. vs. Texas-El Paso, 2/4/88
- 13. 33 Wyo. vs. UNLV (ot), 1/10/07
- 33 Wyo. vs. Denver, 11/29/94
- 33 Wyo. vs. Southern Colorado, 2/15/85
- 33 Wyo. vs. San Diego State (ot), 2/6/84
- 17. 32 Wyo. vs. Prairie View A&M, 11/19/08
- 32 Wyo. vs. Boise State, 11/11/06
- 32 Wyo. vs. UNC-Wilmington, 11/14/05
- 32 by San Diego, 12/28/04
- 32 Wyo. vs. Princeton, 11/22/04

FREE THROWS ATTEMPTED

- 1. 62 Wyo. vs. Savannah State, 1/8/03
- 2. 56 Wyo. vs. Texas State, 11/26/08
- 3. 55 Wyo. vs. Marshall, 12/21/92
- 4. 54 Wyo. vs. Troy State, 12/14/91
- 5. 51 Wyo. vs. Pepperdine (ot), 11/29/09
- 51 Wyo. vs. Utah, 1/18/86
- 7. 50 by Adams State, 1/2/10
- 8. 49 Wyo. vs. Adams State, 1/2/10
- 49 Wyo. vs. UNC-Wilmington, 11/14/05
- 49 by San Diego State, 2/23/91
- 11. 48 Wyo. vs. USC, 12/9/85
- 12. 47 Wyo. vs. Air Force, 1/29/98
- 47 Wyo. vs. Sam Houston State, 11/30/91
- 47 Wyo. vs. Drake, 1/2/89
- 15. 46 Wyo. vs. Denver, 11/29/94
- 16. 45 Wyo. vs. Princeton, 11/22/04
- 45 Wyo. vs. Colorado, 12/14/88
- 45 Wyo. vs. Texas A&M (NIT), 3/13/86
- 45 Wyo. vs. San Diego State (ot), 2/6/84



1997-98 Wyoming Cowboys



WYOMING IN CONFERENCE TOURNAMENTS

Wyoming's MW Tournament Record: 7-13

2012 — QUARTERFINALS: UNLV 56, WYOMING 48 March 8, Thomas & Mack Center, Las Vegas, Nev.	WYOMING LEADERS SCORING: Leonard Washington/Luke Martinez .. 11 REBOUNDING: Leonard Washington 10	OPPONENT LEADERS Mike Moser.....22 Mike Moser.....14
2011 — FIRST ROUND: TCU 70, WYOMING 61 March 9, Thomas & Mack Center, Las Vegas, Nev.	SCORING: Francisco Cruz.....14 REBOUNDING: Adam Waddell 8	Greg Hill.....18 J.R. Cadot13
2010 — FIRST ROUND: Air Force 59, WYOMING 40 March 10, Thomas & Mack Center, Las Vegas, Nev.	SCORING: Desmar Jackson.....18 REBOUNDING: Djibril Thiam/Desmar Jackson..5	Grant Parker15 Michael Lyons.....5
2009 — FIRST ROUND: WYOMING 75, New Mexico 67 March 12, Thomas & Mack Center, Las Vegas, Nev. SEMIFINALS: Utah 68, WYOMING 55 March 13, Thomas & Mack Center, Las Vegas, Nev.	SCORING: Brandon Ewing.....20 REBOUNDING: Afam Muojeke 8 SCORING: Brandon Ewing13 REBOUNDING: Tyson Johnson/Djibril Thiam..6	Dairese Gary.....20 Roman Martinez.....6 Luke Nevill23 Luke Nevill15
2008 — FIRST ROUND: Colorado State 68, WYOMING 63 March 5, Thomas & Mack Center, Las Vegas, Nev.	SCORING: Brandon Ewing.....29 REBOUNDING: Ryan Dermody 9	Marcus Walker22 Flynn Clayman.....7
2007 — FIRST ROUND: WYOMING 67, Air Force 62 March 8, Thomas & Mack Center, Las Vegas, Nev. SEMIFINALS: Brigham Young 96, WYOMING 84 March 9, Thomas & Mack Center, Las Vegas, Nev.	SCORING: Brad Jones29 REBOUNDING: James Spencer 8 SCORING: Brandon Ewing23 REBOUNDING: Joseph Taylor11	Andrew Henke16 Jacob Burtschi9 Trent Plaisted27 Keena Young/Trent Plaisted..10
2006 — FIRST ROUND: WYOMING 57, Air Force 55 March 9, Pepsi Center, Denver, Colo. SEMIFINALS: WYOMING 60, Utah 47 March 10, Pepsi Center, Denver, Colo. CHAMPIONSHIP GAME: San Diego State 69, WYOMING 64 (1ot) March 11, Pepsi Center, Denver, Colo.	SCORING: Steve Leven20 REBOUNDING: Brad Jones 11 SCORING: Brad Jones20 REBOUNDING: Justin Williams15 SCORING: Brandon Ewing22 REBOUNDING: Justin Williams16	Antoine Hood16 Antoine Hood6 Luke Nevill17 Luke Nevill9 Brandon Heath22 Marcus Slaughter13
2005 — FIRST ROUND: UNLV 70, WYOMING 63 March 10, Pepsi Center, Denver, Colo.	SCORING: Dion Sherrell18 REBOUNDING: Alex Dunn.....15	Ricky Morgan22 Odartey Blankson10
2004 — FIRST ROUND: Brigham Young 79, WYOMING 74 March 11, Pepsi Center, Denver, Colo.	SCORING: Mikel Watson21 REBOUNDING: Alex Dunn.....8	Luiz Lemes.....18 Rafael Araujo.....14
2003 — FIRST ROUND: Colorado State 74, WYOMING 71 March 13, Thomas & Mack Center, Las Vegas, Nev.	SCORING: Uche Nsonwu-Amadi20 REBOUNDING: Joe Ries 9	Matt Nelson25 Brian Greene6
2002 — FIRST ROUND: WYOMING 69, Air Force 67 (ot) March 7, Thomas & Mack Center, Las Vegas, Nev. SEMIFINALS: San Diego State 70, WYOMING 69 March 8, Thomas & Mack Center, Las Vegas, Nev.	SCORING: Marcus Bailey29 REBOUNDING: Josh Davis.....11 SCORING: Marcus Bailey31 REBOUNDING: Josh Davis.....8	Tom Bellairs.....20 Joel Genlach/Lamont Yazzie ..6 Al Faux.....20 R. Holcomb/D. Moore/A. Sanders..7
2001 — FIRST ROUND: WYOMING 73, San Diego State 58 March 8, Thomas & Mack Center, Las Vegas, Nev. SEMIFINALS: Brigham Young 77, WYOMING 66 March 9, Thomas & Mack Center, Las Vegas, Nev.	SCORING: Josh Davis20 REBOUNDING: Josh Davis.....14 SCORING: Brett McFall.....19 REBOUNDING: Josh Davis.....8	Holcomb.....24 Correa7 Lyday.....32 Cooper7
2000 — FIRST ROUND: WYOMING 74, Colorado State 68 March 9, Thomas & Mack Center, Las Vegas, Nev. SEMIFINALS: UNLV 97, WYOMING 92 March 10, Thomas & Mack Center, Las Vegas, Nev.	SCORING: LeDarion Jones.....18 REBOUNDING: Marcus Bailey.....8 SCORING: LeDarion Jones.....27 REBOUNDING: LeDarion Jones10	Ceedric Goodwyn.....20 Ceedric Goodwyn.....8 Dalron Johnson23 Dalron Johnson8



Wyoming's WAC Tournament Record: 10-13, Two WAC Tournament Championships in 1987 and 1988.

	WYOMING LEADERS	OPPONENT LEADERS
1998 — FIRST ROUND San Diego State 60, WYOMING 57 (OT) March 3, Thomas & Mack Center, Las Vegas, Nev.	SCORING: Jeron Roberts16 REBOUNDING: Jeff Allen.....10	Jason Richey20 Roy Kruiswyk11
1997 — FIRST ROUND: TCU 72, WYOMING 61 March 4, Thomas & Mack Center, Las Vegas, Nev.	SCORING: HL Coleman20 REBOUNDING: HL Coleman15	Mike Jones25 Dennis Davis8
1996 — FIRST ROUND: Fresno State 91, WYOMING 82 March 7, The Pit, Albuquerque, N. M.	SCORING: LaDrell Whitehead33 REBOUNDING: Chris Haslam.....15	Kendric Brooks24 Darnell McCulloch11
1995 — FIRST ROUND: New Mexico 63, WYOMING 56 March 9, The Pit, Albuquerque, N. M.	SCORING: Theo Ratliff14 REBOUNDING: Theo Ratliff11	Marlow White18 Marlow White/Charles Smith ..9
1994 — FIRST ROUND: San Diego State 54, WYOMING 51 March 9, The Delta Center, Salt Lake City, Utah	SCORING: Theo Ratliff22 REBOUNDING: Theo Ratliff19	Carlus Groves16 Carlus Groves10
1993 — FIRST ROUND: San Diego State 59, WYOMING 57 March 10, The Delta Center, Salt Lake City, Utah	SCORING: Brian Rewers.....15 REBOUNDING: Rick Henry10	Courtie Miller/Chris Walters.. 14 Keith Balzer/Berry Randle..... 6
1992 — FIRST ROUND: New Mexico 89, WYOMING 83 March 12, Moby Arena, Fort Collins, Colo.	SCORING: Reginald Slater25 REBOUNDING: Reginald Slater.....13	Willie Banks24 Lewis LaMar8
1991 — FIRST ROUND: WYOMING 71, UTEP 67 March 7, Arena-Auditorium, Laramie, Wyo. SEMIFINALS: Utah 69, WYOMING 63 March 8, Arena-Auditorium, Laramie, Wyo.	SCORING: Reginald Slater/ Paris Bryant..16 REBOUNDING: Reginald Slater.....12 SCORING: Maurice Alexander/Tim Breaux ..13 REBOUNDING: Reginald Slater.....8	Martin McCall19 Von Bennett.....9 Josh Grant13 Josh Grant10
1990 — FIRST ROUND: Hawaii 66, WYOMING 63 March 8, Special Events Center, El Paso, Texas	SCORING: Reginald Slater24 REBOUNDING: Reginald Slater.....14	Terry Houston17 Terry Houston11
1989 — FIRST ROUND: Texas-El Paso 88, WYOMING 81 (2 ot) March 10, Special Events Center, Salt Lake City, Utah	SCORING: Robyn Davis23 REBOUNDING: Clauzell Williams11	Prince Stewart25 Antonio Davis11
1988 — FIRST ROUND: WYOMING 83, San Diego State 76 March 10, The Marriott Center, Provo, Utah SEMIFINALS: WYOMING 60, Colorado State 58 March 11, The Marriott Center, Provo, Utah CHAMPIONSHIP GAME: WYOMING 79, Texas-El Paso 75 March 12, The Marriott Center, Provo, Utah	SCORING: Reggie Fox.....19 REBOUNDING: Fennis Dembo.....6 SCORING: Fennis Dembo24 REBOUNDING: Eric Leckner9 SCORING: Eric Leckner22 REBOUNDING: Eric Leckner10	Mitch McMullen24 Rodney Hawkins.....8 David Turcotte20 Barry Bailey6 Tim Hardaway21 Tim Hardaway6
1987 — FIRST ROUND: WYOMING 56, Utah 54 March 5, The Pit, Albuquerque, N. M. SEMIFINALS: WYOMING 77, UTEP 74 March 6, The Pit, Albuquerque, N. M. CHAMPIONSHIP GAME: WYOMING 64, New Mexico 62 March 7, The Pit, Albuquerque, N. M.	SCORING: Fennis Dembo21 REBOUNDING: Jon Sommers.....6 SCORING: Reggie Fox.....24 REBOUNDING: Eric Leckner9 SCORING: Eric Leckner27 REBOUNDING: Eric Leckner10	Mitch Smith18 Jimmy Madison11 Jeep Jackson20 Chris Sandle8 Rob Loeffel25 Rob Loeffel8
1986 — FIRST ROUND: WYOMING 67, Air Force 65 March 6, Arena-Auditorium, Laramie, Wyo. SEMIFINALS: WYOMING 56, New Mexico 54 March 7, Arena-Auditorium, Laramie, Wyo. CHAMPIONSHIP GAME: UTEP 65, WYOMING 64 March 8, Arena-Auditorium, Laramie, Wyo.	SCORING: Eric Leckner31 REBOUNDING: Jon Sommers.....5 SCORING: Fennis Dembo26 REBOUNDING: Eric Leckner8 SCORING: Fennis Dembo28 REBOUNDING: Eric Lecker11	Maurice McDonald20 Maurice McDonald11 Johnny Brown.....23 Johnny Brown.....10 Dave Feitl19 Juden Smith6
1985 — FIRST ROUND: Utah 61, WYOMING 60 March 4, Special Events Center, Salt Lake City, Utah	SCORING: Fennis Dembo18 REBOUNDING: Jamal Hosey/ Rod Gowens..6	Jerry Stroman/ Manny Hendrix.. 16 Albert Springs.....9
1984 — FIRST ROUND: WYOMING 40, Colorado State 36 March 7, Arena-Auditorium, Laramie, Wyo. SEMIFINALS: UTEP 62, WYOMING 55 March 9, Special Events Center, El Paso, Texas	SCORING: Tony Martin/Troy Washpun....13 REBOUNDING: Martin/Washpun/Rodney Gowen ..5 SCORING: Tony Martin20 REBOUNDING: Rodney Gowens.....11	Rich Strong.....11 Rich Strong/John Dudley4 Luster Goodwin16 Juden Smith11



WYOMING'S NCAA APPEARANCES

Wyoming's NCAA Record: 9-19, One National Championship in 1943

<p>2002 — FIRST ROUND: WYOMING 73, Gonzaga 66 March 14, The Pit, Albuquerque, N.M. SECOND ROUND: Arizona 68, WYOMING 60 March 16, The Pit, Albuquerque, N.M.</p>	<p>WYOMING LEADERS SCORING: Uche Nsonwu-Amadi..... 14 REBOUNDING: Josh Davis..... 14</p>	<p>OPPONENT LEADERS Dan Dickau..... 26 Zach Gourde 10</p>
<p>1988 — FIRST ROUND: Loyola Marymount 119, WYOMING 115 March 17, Special Events Center, Salt Lake City, Utah</p>	<p>SCORING: Josh Davis/Marcus Bailey 17 REBOUNDING: Josh Davis..... 11</p>	<p>Luke Walton..... 21 Channing Frye 11</p>
<p>1987 — FIRST ROUND: WYOMING 64, Virginia 60 March 12, Special Events Center, Salt Lake City, Utah SECOND ROUND: WYOMING 78, UCLA 68 March 14, Special Events Center, Salt Lake City, Utah REGIONAL SEMIFINAL: UNLV 92, WYOMING 78 March 20, Kingdome, Seattle, Wash.</p>	<p>SCORING: Eric Leckner 23 REBOUNDING: Willie Jones 10</p>	<p>Bo Kimble..... 29 Hank Gathers 12</p>
<p>1982 — FIRST ROUND: WYOMING 61, Southern Cal 58 March 11, The Spectrum, Logan, Utah SECOND ROUND: Georgetown 51, WYOMING 43 March 13, The Spectrum, Logan, Utah</p>	<p>SCORING: Eric Leckner 22 REBOUNDING: Fennis Dembo..... 9</p>	<p>Drew Kennedy..... 14 Drew Kennedy..... 9</p>
<p>1981 — FIRST ROUND: WYOMING 78, Howard 43 March 12, UCLA Pauley Pavilion, Los Angeles, Calif. SECOND ROUND: Illinois 67, WYOMING 65 March 14, UCLA Pauley Pavilion, Los Angeles, Calif.</p>	<p>SCORING: Fennis Dembo/Eric Leckner.. 41/20 REBOUNDING: Eric Lecker 14</p>	<p>Reggie Miller 24 Reggie Miller 9</p>
<p>1967 — FIRST ROUND: UCLA 109, WYOMING 60 March 17, Berkeley, Calif. CONSOLATION ROUND: UTEP 69, WYOMING 67 March 18, Berkeley, Calif.</p>	<p>SCORING: Chris Engler/Mark Wrapp..... 17 REBOUNDING: Chris Engler/Mark Wrapp.. 9</p>	<p>Armon Gilliam..... 38 Armon Gilliam..... 13</p>
<p>1958 — FIRST ROUND: Seattle 88, WYOMING 51 March 12, Berkeley, Calif.</p>	<p>SCORING: Chris Engler 14 REBOUNDING: Chris Engler..... 5</p>	<p>Dwight Anderson..... 22 Ken Johnson..... 6</p>
<p>1953 — FIRST ROUND: Santa Clara 67, WYOMING 52 March 13, Corvallis, Ore. CONSOLATION ROUND: Seattle 80, WYOMING 64 March 14, Corvallis, Ore.</p>	<p>SCORING: Charles Bradley 20 REBOUNDING: Kenneth Ollie 10</p>	<p>Eric Smith..... 13 Patrick Ewing..... 5</p>
<p>1952 — FIRST ROUND: WYOMING 54, Oklahoma City 48 March 21, Corvallis, Ore. SECOND ROUND: Santa Clara 56, WYOMING 53 March 22, Corvallis, Ore.</p>	<p>SCORING: Charles Bradley 25 REBOUNDING: Greg Thesenvitz 4</p>	<p>Rattif 15 Rattif 9</p>
<p>1949 — FIRST ROUND: Oklahoma State 40, WYOMING 39 March 18, Kansas City, Mo. CONSOLATION ROUND: Arkansas 61, WYOMING 48 March 19, Kansas City, Mo.</p>	<p>SCORING: Tom Asbury/Harry Hall 20/19</p>	<p>Lew Alcindor..... 29</p>
<p>1948 — FIRST ROUND: Kansas State 58, WYOMING 48 March 19, Kansas City, Mo. CONSOLATION ROUND: Washington 57, WYOMING 47 March 20, Kansas City, Mo.</p>	<p>SCORING: Harry Hall/Cliff Nelson 21/13 REBOUNDING: Gary Van Krosigk..... 9</p>	<p>David Lattin 29 Dick Meyers..... 10</p>
	<p>SCORING: John Bertolero 22 Donald Hatten 12</p>	<p>Elgin Baylor..... 26</p>
	<p>SCORING: Bill Sharp..... 23 Harry Jorgensen 13</p>	<p>Johnny O'Brien..... 30</p>
	<p>SCORING: Harry Jorgensen 17 Jim Mulvehal 14</p>	<p>Don Penwell..... 18</p>
	<p>SCORING: Moe Radovich..... 13 Ron Rivers 11</p>	<p>Ken Sears..... 15</p>
	<p>SCORING: Moe Radovich..... 18 Leroy Esau..... 13</p>	<p>Shelton 15</p>
	<p>SCORING: John Pilch..... 13 Keith Boom..... 9</p>	<p>Horton..... 16</p>
	<p>SCORING: Mark Peyton..... 16 John Pilch 12</p>	<p>Shannon 14</p>
	<p>SCORING: Mark Peyton..... 20 Loy Doty 11</p>	<p>Nichols..... 22</p>
	<p>SCORING: John Pilch..... 24 Loy Doty 13</p>	



NIT TOURNEY

1947 — FIRST ROUND: Texas 42, WYOMING 40 March 21, Kansas City, Mo.	SCORING: Floyd Volker.....11 Jimmie Reese.....10	Langdon 11
CONSOLATION ROUND: Oregon State 63, WYOMING 46 March 22, Kansas City, Mo.	SCORING: Jimmie Reese17 Floyd Volker12	Beck 18
1943 — FIRST ROUND: WYOMING 53, Oklahoma 50 March 26, Kansas City, Mo.	SCORING: Milo Komenich22 Jimmy Weir.....14	Reich 17
SEMIFINALS: WYOMING 58, Texas 54 March 27, Kansas City, Mo.	SCORING: Milo Komenich17 Jimmy Weir.....13	Hargis 29
CHAMPIONSHIP GAME: WYOMING 46, Georgetown 34 March 30, Madison Square Garden, New York, N.Y.	SCORING: Kenny Sailors16 Milo Komenich.....9	Several with 6
1941 — FIRST ROUND: Arkansas 52, WYOMING 40 March 21, Kansas City, Mo.	SCORING: No Statistics Available	
CONSOLATION ROUND: Creighton 45, WYOMING 44 March 22, Kansas City, Mo.	SCORING: No Statistics Available	

WYOMING'S NIT APPEARANCES

Wyoming's NIT Record: 7-8, Highest finish was second in 1986.

2003 — FIRST ROUND: WYOMING 78, Eastern Washington 71 March 20, Arena-Auditorium, Laramie, Wyo.	WYOMING LEADERS SCORING: Donta Richardson24 REBOUNDING: Uche Nsonwu-Amadi ...12	OPPONENT LEADERS Chris Hester19 Marc Axton/Brendeon Merritt..5
SECOND ROUND: North Carolina, 90, WYOMING 74 March 24, Dean Smith Center, Chapel Hill, N.C.	SCORING: Donta Richardson20 REBOUNDING: Uche Nsonwu-Amadi 8	Rashad McCants/Melvin Scott..20 David Noel7
2001 — FIRST ROUND: Pepperdine 72, WYOMING 69 March 14, Arena-Auditorium, Laramie, Wyo.	SCORING: Josh Davis17 REBOUNDING: Uche Nsonwu-Amadi11	Armstrong29 Gibbs10
1999 — FIRST ROUND: WYOMING 81, USC 77 March 10, Arena-Auditorium, Laramie, Wyo.	SCORING: Ugo Udezue28 REBOUNDING: Josh Davis.....7	Jeff Trepagnier.....24 Jeff Trepagnier.....17
SECOND ROUND: Oregon 93, WYOMING 72 March 15, McArthur Court, Eugene, Ore.	SCORING: Anthony Blakes17 REBOUNDING: Anthony Blakes/Chris McMillian..6	A.D. Smith 22 A.D. Smith 13
1998 — FIRST ROUND: Gonzaga 69, WYOMING 55 March 11, Arena-Auditorium, Laramie, Wyo.	SCORING: Jeron Roberts15 REBOUNDING: Jeron Roberts.....8	Bakari Hendrix19 Bakari Hendrix9
1991 — FIRST ROUND: WYOMING 63, Butler 61 March 15, Arena-Auditorium, Laramie, Wyo.	SCORING: Reginald Slater27 REBOUNDING: Reginald Slater/Travis Butler..8	Darin Archbold16 J.P. Brens.....8
SECOND ROUND: Colorado 83, WYOMING 75 March 18, Coors Events Center, Boulder, Colo.	SCORING: Reginald Slater24 REBOUNDING: Maurice Alexander.....6	Stevie Wise..... 21 Shaun Vandiver 8
1986 — FIRST ROUND: WYOMING 79, Texas A&M 70 March 13, Arena-Auditorium, Laramie, Wyo.	SCORING: Les Bolden/Fennis Dembo....23 REBOUNDING: Jon Sommers.....8	Don Marbury 22 Jimmy Gilbert..... 12
SECOND ROUND: WYOMING 99, Loyola Marymount 90 March 17, Arena-Auditorium, Laramie, Wyo.	SCORING: Fennis Dembo24 REBOUNDING: Fennis Dembo.....10	Mike Yoest 25 Mike Yoest 8
THIRD ROUND: WYOMING 62, Clemson 57 March 20, Arena-Auditorium, Laramie, Wyo.	SCORING: Fennis Dembo19 REBOUNDING: Fennis Dembo.....16	Grayson Marshall 19 Horace Grant..... 9
SEMIFINALS: WYOMING 67, Florida 58 March 24, Madison Square Garden, New York, N.Y.	SCORING: Fennis Dembo23 REBOUNDING: Eric Leckner12	Kenny McClary 13 Kenny McClary 10
CHAMPIONSHIP GAME: Ohio State 73, WYOMING 63 March 26, Madison Square Garden, New York, N.Y.	SCORING: Fennis Dembo27 REBOUNDING: Jon Sommers.....9	Dennis Hopson 26 Brad Sellers 12
1969 — FIRST ROUND: Army 51, WYOMING 49 March 16, Madison Square Garden, New York, N.Y.	SCORING: Stan Dodds12 REBOUNDING: Stan Dodds10	Dick Simmons 14 Mike Gyovai 10
1968 — FIRST ROUND: Villanova 77, WYOMING 66 March 16, Madison Square Garden, New York, N.Y.	SCORING: Mike Eberle16 REBOUNDING: Carl Ashley11	Johnny Jones 38 Joseph Crews..... 9



WYOMING'S CBI APPEARANCES

Wyoming's CBI Record: 1-2

2012 — FIRST ROUND:

WYOMING 78, North Dakota State 75
 March 14, Arena-Auditorium, Laramie, Wyo.
 QUARTERFINALS:

Washington State 61, WYOMING 41
 March 19, Beasley Coliseum, Pullman, Wash.

2009 — FIRST ROUND:

Northeastern 64, WYOMING 62
 March 17, Arena-Auditorium, Laramie, Wyo.

WYOMING LEADERS

SCORING: Leonard Washington.....22
REBOUNDING: Leonard Washington.....11

SCORING: Leonard Washington.....14
REBOUNDING: Francisco Cruz.....6

WYOMING LEADERS

SCORING: Brandon Ewing.....22
REBOUNDING: Tyson Johnson.....7

OPPONENT LEADERS

TrayVonn Wright 15
 Lawrence Alexander.....7

Brock Motum.....25
 Brock Motum.....7

OPPONENT LEADERS

Matt Janning20
 Nkem Ojougboh9

WYOMING'S POSTSEASON HISTORY

Record in Postseason Tournament Games
 Record in NCAA Tournament
 Record in NIT
 Record in CBI

17-29 (Home: 7-3; Away: 0-4; Neutral: 10-22)
 9-19 (Home: 0-0; Away: 0-0; Neutral: 9-19)
 7-8 (Home: 6-2; Away: 0-3; Neutral: 1-3)
 1-2 (Home: 1-1; Away: 0-1; Neutral: 0-0)

WYOMING'S POSTSEASON TOURNAMENT RECORD VS. ALL TEAMS

	Overall	Home	Away	Neutral	NCAA	NIT	CBI
Arizona	0-1	---	---	0-1	0-1	---	---
Arkansas	0-2	---	---	0-2	0-2	---	---
Army	0-1	---	---	0-1	---	0-1	---
Butler	1-0	1-0	---	---	---	1-0	---
Clemson	1-0	1-0	---	---	---	1-0	---
Colorado	0-1	---	0-1	---	---	0-1	---
Creighton	0-1	---	---	0-1	0-1	---	---
Eastern Washington	1-0	1-0	---	---	---	1-0	---
Florida	1-0	---	---	1-0	---	1-0	---
Georgetown	1-1	---	---	1-1	1-1	---	---
Gonzaga	1-1	0-1	---	1-0	1-0	0-1	---
Howard	1-0	---	---	1-0	1-0	---	---
Illinois	0-1	---	---	0-1	0-1	---	---
Kansas State	0-1	---	---	0-1	0-1	---	---
Loyola Marymount	1-1	1-0	---	0-1	0-1	1-0	---
North Carolina	0-1	---	0-1	---	---	0-1	---
North Dakota State	1-0	1-0	---	---	---	---	1-0
Northeastern	0-1	0-1	---	---	---	---	0-1
Ohio State	0-1	---	---	0-1	---	0-1	---
Oklahoma	1-0	---	---	1-0	1-0	---	---
Oklahoma City	1-0	---	---	1-0	1-0	---	---
Oregon	0-1	---	0-1	---	---	0-1	---
Oregon State	0-2	---	---	0-2	0-2	---	---
Pepperdine	0-1	0-1	---	---	---	0-1	---
Santa Clara	0-2	---	---	0-2	0-2	---	---
Seattle	0-2	---	---	0-2	0-2	---	---
Texas	1-1	---	---	1-1	1-1	---	---
Texas A&M	1-0	1-0	---	---	---	1-0	---
UCLA	1-1	---	---	1-1	1-1	---	---
UNLV	0-1	---	---	0-1	0-1	---	---
USC	2-0	1-0	---	1-0	1-0	1-0	---
UTEP	0-1	---	---	0-1	0-1	---	---
Villanova	0-1	---	---	0-1	---	0-1	---
Virginia	1-0	---	---	1-0	1-0	---	---
Washington	0-1	---	---	0-1	0-1	---	---
Washington State	0-1	---	0-1	---	---	---	0-1
Totals	17-29	7-3	0-4	10-22	9-19	7-8	1-2

UW's 1,000-POINT COWBOYS



FENNIS DEMBO (1985-88)

#34 • Guard/Forward

6-5 • 215 • San Antonio, Texas (Fox Tech High School)

	G/GS	MIN/AVG	FG-FGA/FG%	3-PT/FG%	FT-FTA/FT%	OR	DR	TOT REB	REB AVG	A	TO	BL	ST	TOT PTS	PTS AVG
'84-'85	29	1064/36.7	151-309/.489		90-130/.692			212	7.3	88		36	25	392	13.5
'85-'86	34	1169/34.4	227-420/.540		123-161/.764			229	6.7	125		20	50	577	17.0
'86-'87	34	1236/36.4	240-469/.512	78-184/.424	131-171/.766			282	8.3	96		17	50	689	20.3
'87-'88	32	1076/33.6	205-430/.477	65-177/.367	178-216/.824	----	----	231	7.2	101	---	7	29	653	20.4
Totals	129/128	3677/30.4	823-1628/.506	143-361/.396	522-678/.770			954	7.4	410		80	154	2311	17.9




BRANDON EWING (2006-09)

#23 • Guard

6-2 • 190 • Chicago, Ill. (Julian High School)

	G/GS	MIN/AVG	FG-FGA/FG%	3-PT/FG%	FT-FTA/FT%	OR	DR	TOT REB	REB AVG	A	TO	BL	ST	TOT PTS	PTS AVG
'05-'06	32/32	1128/35.2	126- 292/.432	34-113/.301	137-173/.792	21	90	111	3.5	89	71	1	50	423	13.2
'06-'07	31/31	1146/37.0	186- 423/.440	50-167/.299	194-241/.805	24	76	100	3.2	95	83	2	41	616	19.9
'07-'08	30/30	1140/38.0	162- 376/.431	60-168/.357	133-161/.826	18	89	107	3.6	121	103	3	38	517	17.2
'08-'09	33/32	1264/38.3	165- 373/.442	49-146/.336	233-280/.832	15	95	110	3.3	166	88	5	32	612	18.5
Totals	126/125	4678/37.1	639-1464/.436	193-594/.325	697-855/.815	78	350	428	3.4	471	345	11	161	2168	17.2




FLYNN ROBINSON (1963-65)

#30/31 • Guard

6-1 • 190 • Elgin, Ill. (Elgin High School)

	G/GS	MIN/AVG	FG-FGA/FG%	3-PT/FG%	FT-FTA/FT%	OR	DR	TOT REB	REB AVG	A	TO	BL	ST	TOT PTS	PTS AVG
'62-'63	26	---	255-615/.415	---	172-204/.843			178	6.8	---				682	26.2
'63-'64	26	---	242-558/.434	---	182-215/.847			112	4.3	---				666	25.6
'64-'65	26	---	267-597/.447	---	167-199/.839	---	---	134	5.2	---	---	---	---	701	27.0
Totals	78	---	764-1770/.432	---	521-618/.843			424	5.4	---				2049	26.3



ERIC LECKNER (1985-88)

#43 • Center

6-11 • 270 • Manhattan Beach, Calif. (Mira Costa High School)

	G/GS	MIN/AVG	FG-FGA/FG%	3-PT/FG%	FT-FTA/FT%	OR	DR	TOT REB	REB AVG	A	TO	BL	ST	TOT PTS	PTS AVG
'84-'85	29	600/20.7	98-168/.583		48-78/.615			112	3.9	7		29	4	244	8.4
'85-'86	36	1113/30.9	228-392/.582		112-183/.612			207	5.8	17		46	14	568	15.8
'86-'87	34	1123/33.0	246-390/.631	0-0/----	142-201/.706			245	7.2	16		46	14	634	18.6
'87-'88	32	972/30.4	181-281/.644	0-0/----	130-172/.756	----	----	210	6.6	14	---	43	29	492	15.4
Totals	131/116	3808/29.1	753-1231/.612	0-0/----	432-634/.681			774	5.9	54		164	61	1938	14.8



REGINALD SLATER (1989-92)

#50 • Forward

6-7 • 250 • Houston, Texas (Kashmere High School)

	G/GS	MIN/AVG	FG-FGA/FG%	3-PT/FG%	FT-FTA/FT%	OR	DR	TOT REB	REB AVG	A	TO	BL	ST	TOT PTS	PTS AVG
'88-'89	31/13	703/22.7	66-117/.564	0-1/.000	61-102/.598	90	121	211	6.8	6	39	16	19	193	6.2
'89-'90	29/27	977/33.7	170-294/.578	0-0/---	145-198/.732	116	212	328	11.3	29	68	24	27	485	16.7
'90-'91	32/32	1141/35.7	224-370/.605	0-0/---	165-217/.760	116	215	331	10.3	39	94	37	30	613	19.2
'91-'92	29/29	1049/36.2	184-320/.575	0-0/---	150-210/.714	108	219	327	11.3	57	94	23	14	518	17.9
Totals	121/101	3870/32.0	644-1101/.585	105-293/.358	521-727/.717	430	767	1197	9.9	131	295	100	90	1809	15.0




CHARLES BRADLEY (1978-81)

#30 • Guard

6-5 • 215 • Edgewood, Md. (Edgewood High School)

	G/GS	MIN/AVG	FG-FGA/FG%	3-PT/FG%	FT-FTA/FT%	OR	DR	TOT REB	REB AVG	A	TO	BL	ST	TOT PTS	PTS AVG
'77-'78	23	541/23.5	121-258/.469		74- 99/.747			143	6.2	35				316	13.7
'78-'79	25	841/33.6	142-260/.546		108-176/.614			118	4.7	65				392	15.7
'79-'80	24	812/25.4	164-294/.558		131-218/.601			111	4.6	39				459	19.1
'80-'81	30	1078/35.9	225-411/.547	---	127-203/.626	---	---	135	4.5	76	---	---	---	577	19.2
Totals	102	3272/29.7	652-1223/.533		440-696/.632			507	4.6	215				1744	15.9



JERON ROBERTS (1995-98)

#35 • Guard/Forward

6-3 • 214 • Covina, Calif. (Charter Oak High School)

	G/GS	MIN/AVG	FG-FGA/FG%	3-PT/FG%	FT-FTA/FT%	OR	DR	TOT REB	REB AVG	A	TO	BL	ST	TOT PTS	PTS AVG
'94-'95	27/12	565/20.9	48-123/.390	8- 36/.222	48- 76/.632	23	50	73	2.7	43	38	3	15	152	5.6
'95-'96	29/29	974/33.6	156-348/.448	39-118/.331	150-203/.739	22	60	82	2.8	61	62	5	39	501	17.3
'96-'97	28/20	956/34.1	126-333/.378	53-160/.331	109-149/.732	35	91	126	4.5	59	61	5	28	414	14.8
'97-'98	28/28	1003/35.8	150-366/.410	32-102/.314	200-250/.800	50	114	164	5.9	47	89	6	22	532	19.0
Totals	112/88	3498/31.2	480-1170/.410	132-416/.317	507-678/.748	130	315	445	4.0	210	250	19	104	1599	14.3




CARL ASHLEY (1968-70)

#55 • Center

6-6 • 195 • Denver, Colo. (Manual High School)

	G/GS	MIN/AVG	FG-FGA/FG%	3-PT/FG%	FT-FTA/FT%	OR	DR	TOT REB	REB AVG	A	TO	BL	ST	TOT PTS	PTS AVG
'67-'68	27	---	182-407/.447	---	113-163/.693			278	10.3	---				477	17.7
'68-'69	28	---	226-506/.447	---	136-195/.697			268	9.6	---				588	21.0
'69-'70	25	---	197-467/.422	---	139-206/.675			272	10.9	---				533	21.3
Totals	80	---	605-1380/.438	---	388-564/.688			818	10.2	---				1598	20.0



HARRY HALL (1967-69)

#22 • Guard

6-2 • 180 • Harvey, Ill. (Thornton High School)

	G/GS	MIN/AVG	FG-FGA/FG%	3-PT/FG%	FT-FTA/FT%	OR	DR	TOT REB	REB AVG	A	TO	BL	ST	TOT PTS	PTS AVG
'66-'67	29	---	188-444/.423	---	159-211/.754			222	7.7	---				535	18.4
'67-'68	27	---	192-438/.438	---	158-225/.702			147	5.4	---				542	20.1
'68-'69	27	---	182-432/.421	---	154-235/.655			181	6.7	---				518	19.2
Totals	83	---	562-1314/.428	---	471-671/.702			550	6.6	---				1595	19.2



BILL GARNETT (1979-82)

#44 • Forward

6-9 • 225 • Denver, Colo. (Regis High School)

	G/GS	MIN/AVG	FG-FGA/FG%	3-PT/FG%	FT-FTA/FT%	OR	DR	TOT REB	REB AVG	A	TO	BL	ST	TOT PTS	PTS AVG
'78-'79	27	818/30.3	86-162/.531		79-116/.681			183	6.8	45				251	9.3
'79-'80	28	992/35.4	144-268/.537		88-113/.779			212	7.6	42				376	13.4
'80-'81	30	1051/35.0	154-306/.503		115-142/.810			203	6.8	54				423	14.1
'81-'82	30	1093/36.4	190-312/.609	---	164-208/.788	---	---	242	8.1	72	---	---	---	544	18.1
Totals	115	3954/34.4	574-1048/.548		446-579/.770			840	7.3	213				1594	13.9



JAY STRAIGHT (2002-05)

#3 • Guard

5-11 • 178 • Chicago, Ill. (Dunbar High School)

	G/GS	MIN/AVG	FG-FGA/FG%	3-PT/FG%	FT-FTA/FT%	OR	DR	TOT REB	REB AVG	A	TO	BL	ST	TOT PTS	PTS AVG
'01-'02	31/27	867/28.0	89-225/.396	25- 86/.291	82-113/.726	15	59	74	2.4	103	77	1	16	285	9.2
'02-'03	32/32	957/29.9	88-245/.359	37-107/.346	123-163/.755	21	64	85	2.7	99	84	0	30	336	10.5
'03-'04	27/23	843/31.2	138-328/.421	49-147/.333	99-130/.762	24	67	91	3.4	103	92	0	38	424	15.7
'04-'05	28/28	1109/39.6	167-413/.404	58-162/.358	113-150/.753	25	83	108	3.9	148	118	1	42	505	18.0
Totals	118/110	3776/32.0	482-1211/.398	169-502/.337	417-556/.750	85	273	358	3.0	453	371	2	126	1550	13.1




TIM BREAUX (1982-92)

#34 • Guard/Forward

6-7 • 215 • Zachary, La. (Zachary High School)

	G/GS	MIN/AVG	FG-FGA/FG%	3-PT/FG%	FT-FTA/FT%	OR	DR	TOT REB	REB AVG	A	TO	BL	ST	TOT PTS	PTS AVG
'88-'89	31/15	809/26.1	93-200/.465	19-52/.365	64-99/.647	48	60	108	3.5	24	51	7	23	269	8.7
'89-'90	29/28	868/30.0	133-330/.403	42-115/.365	63-101/.624	50	66	116	4.0	55	58	4	20	371	12.8
'90-'91	32/32	983/30.7	143-307/.466	15-61/.246	99-129/.767	65	78	143	4.5	47	61	10	34	400	12.5
'91-'92	29/29	1017/35.1	165-313/.527	29-65/.446	113-171/.661	45	85	130	4.5	53	60	7	29	472	16.3
Totals	121/104	3677/30.4	421-769/.547	105-293/.358	339-500/.678	208	247	497	4.1	74	230	28	106	1512	12.5



LEON CLARK (1964-66)

#14/15 • Forward

6-6 • 210 • Harvey, Ill. (Thornton High School)

	G/GS	MIN/AVG	FG-FGA/FG%	3-PT/FG%	FT-FTA/FT%	OR	DR	TOT REB	REB AVG	A	TO	BL	ST	TOT PTS	PTS AVG
'63-'64	26	---	173-371/.474	---	86-138/.623			272	10.5	---				438	16.8
'64-'65	26	---	184-375/.491	---	109-167/.653			315	12.1	---				477	18.3
'65-'66	26	---	221-478/.462	---	140-191/.732			302	11.6	---				582	22.4
Totals	78	---	578-1224/.472	---	335-496/.675			889	11.4	---				1497	19.2




TONY WINDIS (1957-59)

#12/13 • Guard

6-1 • 175 • Scottsbluff, Neb.

	G/GS	MIN/AVG	FG-FGA/FG%	3-PT/FG%	FT-FTA/FT%	OR	DR	TOT REB	REB AVG	A	TO	BL	ST	TOT PTS	PTS AVG
'56-'57	24	---	163-435/.375	---	131-178/.736			128	5.3	---				457	19.0
'57-'58	26	---	219-514/.426	---	107-157/.679			120	4.6	---				545	20.9
'58-'59	19	---	178-441/.403	---	107-143/.748			123	6.5	---				463	24.3
Totals	69	---	560-1390/.403	---	345-478/.722			371	5.4	---				1465	21.2




JOSH DAVIS (1999-2002)

#22 • Forward

6-8 • 235 • Salem, Ore. (Salem Academy)

	G/GS	MIN/AVG	FG-FGA/FG%	3-PT/FG%	FT-FTA/FT%	OR	DR	TOT REB	REB AVG	A	TO	BL	ST	TOT PTS	PTS AVG
'98-'99	27/23	590/21.9	93-198/.470	15-53/.283	30- 53/.566	63	98	161	6.0	28	40	24	27	231	8.6
'99-'00	31/31	842/27.2	175-351/.499	25-55/.455	67-104/.644	89	181	270	8.7	39	41	50	43	442	14.3
'00-'01	30/30	851/28.4	150-309/.485	16-79/.203	88-120/.733	87	194	281	9.4	53	54	54	33	404	13.5
'01-'02	31/31	845/27.3	142-268/.530	8-43/.186	70-120/.583	75	169	244	7.9	24	51	45	37	362	11.7
Totals	119/115	3128/26.3	560-1162/.482	64-230/.278	255-397/.642	314	642	956	8.0	144	186	173	140	1439	12.1



MARCUS BAILEY (2000-03)

#44 • Guard/Forward

6-5 • 190 • Cheyenne, Wyo. (East High School)

	G/GS	MIN/AVG	FG-FGA/FG%	3-PT/FG%	FT-FTA/FT%	OR	DR	TOT REB	REB AVG	A	TO	BL	ST	TOT PTS	PTS AVG
'99-'00	31/26	660/21.3	85-165/.515	17- 45/.378	55- 73/.753	49	56	105	3.4	36	45	14	21	242	7.8
'00-'01	30/30	956/31.9	165-351/.470	28- 86/.326	163-191/.853	59	65	124	4.1	96	55	8	36	521	17.4
'01-'02	31/30	1013/32.7	165-336/.491	22- 61/.361	101-143/.706	54	75	129	4.2	74	72	7	42	453	14.6
'02-'03	9/9	260/28.9	45-110/.409	8- 24/.333	42- 53/.792	12	27	39	4.3	23	19	3	14	140	15.6
Totals	101/95	2889/28.6	460-962/.478	75-216/.347	361-460/.785	174	223	397	3.9	229	191	32	113	1356	13.4



STAN DOBBS (1968-70)

#44 • Forward

6-4 • 190 • Green River, Wyo. (Green River High School)

	G/GS	MIN/AVG	FG-FGA/FG%	3-PT/FG%	FT-FTA/FT%	OR	DR	TOT REB	REB AVG	A	TO	BL	ST	TOT PTS	PTS AVG
'67-'68	26	---	144-258/.558	---	85-114/.746			183	7.0	---				373	14.3
'68-'69	28	---	165-290/.569	---	91-130/.700			196	7.0	---				421	15.0
'69-'70	26	---	191-341/.560	---	157-188/.835			216	8.3	---				539	20.7
Totals	80	---	500-889/.562	---	333-432/.771			595	7.4	---				1333	16.7



LADRELL WHITEHEAD (1995-97)

#4 • Guard

5-9 • 175 • New Albany, Ind. (New Albany High School)

	G/GS	MIN/AVG	FG-FGA/FG%	3-PT/FG%	FT-FTA/FT%	OR	DR	TOT REB	REB AVG	A	TO	BL	ST	TOT PTS	PTS AVG
'94-'95	28/28	920/32.9	121-306/.396	50-129/.388	126-175/.720	30	82	112	4.0	97	90	4	52	418	14.9
'95-'96	29/29	1002/34.6	145-398/.364	68-193/.352	155-188/.824	35	70	105	3.6	116	85	2	70	513	17.7
'96-'97	18/16	622/34.6	111-266/.417	50-137/.365	118-152/.776	19	34	53	2.9	61	62	3	28	390	21.7
Totals	75/73	2544/33.9	377-970/.388	168-459/.366	399-515/.774	57	96	153	2.7	274	237	9	150	1321	17.6



BRAD JONES (2006-08)

#1 • Guard

6-1 • 190 • Marked Tree, Ark. (Fort Smith Community College)

	G/GS	MIN/AVG	FG-FGA/FG%	3-PT/FG%	FT-FTA/FT%	OR	DR	TOT REB	REB AVG	A	TO	BL	ST	TOT PTS	PTS AVG
'05-'06	32/26	1043/32.6	97-248/.391	2- 17/.118	125-176/.710	35	108	143	4.5	111	123	3	37	321	10.0
'06-'07	30/30	1113/37.1	157-396/.396	32-103/.311	198-253/.783	40	113	153	5.1	135	130	2	45	544	18.1
'07-'08	29/28	1042/35.9	90-233/.386	18- 53/.340	153-209/.732	50	104	154	5.3	105	97	0	26	351	12.1
Totals	91/84	3198/35.1	344-877/.392	52-173/.301	476-638/.746	125	325	450	4.9	351	350	5	108	1216	13.4



KENNETH OLLIE (1978-81)

#20 • Forward

6-6 • 208 • Birmingham, Ala. (Jones Valley High School)

	G/GS	MIN/AVG	FG-FGA/FG%	3-PT./FG%	FT-FTA/FT%	OR	DR	TOT REB		A	TO	BL	ST	TOT PTS	
								REB	AVG					PTS	AVG
'77-'78	24	498/20.8	94-202/.465	---	27-47/.574			119	5.0	23				215	9.0
'78-'79	27	949/35.1	152-275/.553	---	58-93/.468			230	8.5	40				362	13.4
'79-'80	28	928/33.1	146-285/.512	---	41-59/.695			225	8.0	60				333	11.9
'80-'81	30	982/32.7	131-228/.575	---	42-67/.627			259	8.6	68				304	10.1
Totals	109	3357/30.8	523-990/.528	---	168-266/.632			833	7.6	191				1214	11.1



MIKE JACKSON (1978-81)

#32 • Guard

6-3 • 185 • Aurora, Colo. (Aurora Central High School)

	G/GS	MIN/AVG	FG-FGA/FG%	3-PT./FG%	FT-FTA/FT%	OR	DR	TOT REB		A	TO	BL	ST	TOT PTS	
								REB	AVG					PTS	AVG
'79-'80	28	568/20.3	77-169/.456		17-32/.531			62	2.2	52				171	6.1
'80-'81	30	855/28.5	117-239/.490		44-55/.800			70	2.3	89				278	9.3
'81-'82	29	1039/35.8	150-272/.551		71-88/.807			82	2.8	87				371	12.8
'82-'83	25	872/34.9	133-287/.463	---	62-88/.705	---	---	72	2.9	129	---	---	---	328	13.1
Totals	112	3334/29.8	477-967/.493		194-263/.738			286	2.6	357				1148	10.3



THEO RATLIFF (1992-95)

#42 • Forward/Center

6-10 • 210 • Demopolis, Ala. (Demopolis High School)

	G/GS	MIN/AVG	FG-FGA/FG%	3-PT./FG%	FT-FTA/FT%	OR	DR	TOT REB		A	TO	BL	ST	TOT PTS	
								REB	AVG					PTS	AVG
'91-'92	27/ 2	298/11.0	14- 32/.438	0-0/----	21-36/.583	19	35	54	2.0	8	11	43	7	49	1.8
'92-'93	28/20	824/29.4	99-184/.538	0-1/.000	60-116/.517	71	102	173	6.2	8	56	124	14	258	9.2
'93-'94	28/28	892/31.9	160-281/.569	0-1/.000	111-171/.649	89	128	217	7.8	27	71	114	25	431	15.4
'94-'95	28/28	912/32.6	148-272/.544	1-5/.200	107-169/.633	68	143	211	7.5	31	69	144	16	404	14.4
Totals	111/78	2926/26.4	421-769/.547	1-7/.143	299-492/.608	247	408	655	5.9	74	207	425	62	1142	10.3



MILO KOMENICH (1942-43, 1946)

#17/27 • Center

6-7 • Gary, Ind.

	G/GS	MIN/AVG	FG-FGA/FG%	3-PT./FG%	FT-FTA/FT%	OR	DR	TOT REB		A	TO	BL	ST	TOT PTS	
								REB	AVG					PTS	AVG
'41-'42	19	---	95	---	32			---	---	---				222	11.7
'42-'43	33	---	255	---	39			---	---	---				546	16.6
'45-'46	n/a	---	162	---	48			---	---	---				372	n/a
Totals	n/a	---	512	---	119			---	---	---				1140	n/a



JOE CAPUA (1954-56)

#6 • Guard

5-10 • 155 • Gary, Ind.

	G/GS	MIN/AVG	FG-FGA/FG%	3-PT./FG%	FT-FTA/FT%	OR	DR	TOT REB		A	TO	BL	ST	TOT PTS	
								REB	AVG					PTS	AVG
'53-'54	28	---	51-152/.336	---	28- 48/.583			72	2.6	---				130	4.6
'54-'55	26	---	138-365/.378	---	94-134/.701			165	6.3	---				370	14.2
'55-'56	26	---	217-624/.348	---	203-287/.707			175	6.7	---				637	24.5
Totals	80	---	406-1141/.356	---	325-469/.693			412	5.2	---				1137	14.2




DICK SHERMAN (1964-66)

#54/55 • Forward

6-4 • 195 • Cheyenne, Wyo. (Central High School)

	G/GS	MIN/AVG	FG-FGA/FG%	3-PT/FG%	FT-FTA/FT%	OR	DR	TOT REB	REB AVG	A	TO	BL	ST	TOT PTS	PTS AVG
'63-'64	26	---	124-231/.537	---	60-97/.619			177	6.8	---				308	11.8
'64-'65	26	---	121-286/.423	---	42-73/.575			191	7.3	---				284	11.0
'65-'66	25	---	212-424/.500	---	107-148/.723			261	10.4	---				531	21.2
Totals	77	---	457-941/.486	---	209-318/.657			629	8.2	---				1123	14.6



HL COLEMAN (1994-97)

#23 • Forward

6-7 • 200 • Ft. Lauderdale, Fla. (Dillard High School)

	G/GS	MIN/AVG	FG-FGA/FG%	3-PT/FG%	FT-FTA/FT%	OR	DR	TOT REB	REB AVG	A	TO	BL	ST	TOT PTS	PTS AVG
'93-'94	28/20	547/19.5	41- 83/.494	0- 2/.000	9- 25/.360	32	85	117	4.2	13	22	5	21	91	3.3
'94-'95	28/28	933/33.3	99-170/.582	6-22/.273	66- 88/.750	86	132	218	7.8	41	40	12	23	270	9.6
'95-'96	29/29	1060/36.6	122-235/.519	10-28/.357	101-133/.759	137	164	301	10.4	43	52	20	29	355	12.2
'96-'97	28/27	1044/37.3	128-245/.522	21-48/.438	129-176/.733	114	189	303	10.8	32	70	15	19	406	14.5
Totals	113/104	3050/26.9	390-733/.532	37-100/.370	305-422/.722	369	570	939	8.3	129	184	52	92	1122	9.9



REGGIE FOX (1987-89)

#25 • Guard

6-3 • 198 • Baldwin, Mich. (Muskegon (Michigan) Junior College)

	G/GS	MIN/AVG	FG-FGA/FG%	3-PT/FG%	FT-FTA/FT%	OR	DR	TOT REB	REB AVG	A	TO	BL	ST	TOT PTS	PTS AVG
'86-'87	34	842/24.8	101-242/.417	43-104/.413	50- 67/.746			76	2.2	71		4	27	295	8.7
'87-'88	32	717/22.4	110-214/.514	53-117/.453	42- 52/.808			93	2.9	46		8	24	315	9.8
'88-'89	31	1050/33.9	159-374/.425	69-184/.375	109-144/.757	45	84	129	4.2	52	60	10	48	496	16.0
Totals	97	2609/26.9	370-830/.446	165-405/.407	201-263/.764	--	--	298	3.1	169	--	22	99	1106	11.4



MIKE EBERLE (1966-68)

#32/33 • Guard

6-0 • 180 • Clinton, Iowa (Clinton High School)

	G/GS	MIN/AVG	FG-FGA/FG%	3-PT/FG%	FT-FTA/FT%	OR	DR	TOT REB	REB AVG	A	TO	BL	ST	TOT PTS	PTS AVG
'65-'66	26	---	161- 361/.445	---	38- 59/.644			59	2.3	---				360	13.8
'66-'67	28	---	161- 373/.432	---	56- 78/.718			89	3.2	---				378	13.5
'67-'68	27	---	140- 316/.443	---	65- 89/.730			66	2.4	---				345	12.8
Totals	81	---	462-1050/.440	---	159-226/.704			214	2.6	---				1083	13.4




DOUG BESSERT (1976-79)

#50 • Center

6-9 • 220 • Peoria, Ill. (Limestone High School)

	G/GS	MIN/AVG	FG-FGA/FG%	3-PT/FG%	FT-FTA/FT%	OR	DR	TOT REB	REB AVG	A	TO	BL	ST	TOT PTS	PTS AVG
'75-'76	3	---	3- 7/.429	---	1- 2/.500			7	2.3	---				7	2.3
'76-'77	26	673/25.9	128-267/.479	---	81-107/.757			186	7.2	42				337	13.0
'77-'78	27	670/24.8	129-272/.474	---	85-121/.702			161	6.0	42				343	12.7
'78-'79	27	879/32.6	143-262/.546	---	86-105/.819			158	5.9	35				372	13.8
Totals	83	2222/26.8	403-808/.499	---	253-335/.755			512	6.2	119				1059	12.8



UCHE NSONWU-AMADI (2001-03)

#5 • Forward/Center

6-10 • 260 • Enugu, Nigeria (Indian Hills Community College)

	G/GS	MIN/AVG	FG-FGA/FG%	3-PT/FG%	FT-FTA/FT%	OR	DR	TOT REB		A	TO	BL	ST	TOT	PTS
								REB	AVG					PTS	AVG
'00-'01	30/30	838/27.9	130-216/.602	0-2/.000	94-162/.580	67	183	250	8.3	22	60	25	21	354	11.8
'01-'02	31/31	861/27.8	107-198/.540	0-2/.000	102-154/.662	79	175	254	8.2	19	59	31	27	316	10.2
'02-'03	27/27	876/32.4	145-275/.527	0-0/.000	93-145/.641	55	204	259	9.6	34	52	31	17	383	14.2
Totals	88/88	2575/29.3	382-689/.554	0-4/.000	289-461/.627	201	562	763	8.7	75	171	87	65	1053	12.0



JOHN PILCH (1948-50)

#11 • Guard

6-5 • Thermopolis, Wyo.

	G/GS	MIN/AVG	FG-FGA/FG%	3-PT/FG%	FT-FTA/FT%	OR	DR	TOT REB		A	TO	BL	ST	TOT	PTS
								REB	AVG					PTS	AVG
'47-'48	25	---	86	---	59	---	---	---	---	---	---	---	---	231	9.5
'48-'49	35	---	134	---	109	---	---	---	---	---	---	---	---	377	10.8
'49-'50	36	---	143	---	129	---	---	---	---	---	---	---	---	415	11.5
Totals	96	---	363	---	297	---	---	---	---	---	---	---	---	1023	10.7



KENNY SAILORS (1941-43, 1946)

#4 • Guard

Laramie, Wyo.

	G/GS	MIN/AVG	FG-FGA/FG%	3-PT/FG%	FT-FTA/FT%	OR	DR	TOT REB		A	TO	BL	ST	TOT	PTS
								REB	AVG					PTS	AVG
'40-'41	19	---	55	---	28	---	---	---	---	---	---	---	---	138	7.3
'41-'42	20	---	79	---	35	---	---	---	---	---	---	---	---	187	9.7
'42-'43	33	---	197	---	100	---	---	---	---	---	---	---	---	494	15.0
'45-'46	n/a	---	75	---	52	---	---	---	---	---	---	---	---	202	n/a
Totals	n/a	---	406	---	215	---	---	---	---	---	---	---	---	1021	n/a



Wyoming's Kenny Sailors (second from the right) with the 2012 NABC Hall of Fame class at the Final Four.



WYOMING ALL-TIME AS A RANKED TEAM

All-Time: 52-30
 Home: 26-3 (11-1 in Arena Auditorium)
 Away: 14-18
 Neutral: 12-9
 Games in which both teams were ranked: 2-7

Date	Rank	Opponent	Site	Result
1948-49				
2/11/49	#19	Colorado State	H	W, 56-43
2/12/49	#19	Colorado State	H	W, 39-29
2/14/49	#19	#12 Utah	H	W, 45-36
2/18/49	#19	Utah State	A	W, 66-55
2/19/49	#19	Utah State	A	W, 45-31
2/21/49	#19	BYU	A	L, 48-50
2/28/49	#14	Denver	A	L, 34-37
3/1/49	#12	Denver	A	W, 35-34
3/5/49	#12	Utah State	H	W, 63-44
3/7/49	#12	Utah State	H	W, 65-44
3/18/49	#17	#2 Oklahoma State	N	L, 39-40
3/19/49	#17	Arkansas	N	L, 48-61

1949-50				
1/27/50	#14	Utah	A	W, 42-35
1/28/50	#14	Utah State	A	L, 37-43
1/30/50	#14	Utah State	A	W, 32-28
2/6/50	#20	Utah	H	W, 42-39
3/2/50	#18	Utah	A	L, 30-39
3/3/50	#18	BYU	A	L, 44-55
3/4/50	#18	BYU	A	L, 52-70

1950-51				
12/28/50	#14	Colorado State	N	W, 62-50
12/29/50	#14	Utah State	N	W, 69-49
12/30/50	#14	Utah	N	W, 55-42
1/8/51	#10	BYU	H	L, 57-61
1/12/51	#10	Colorado State	A	W, 56-47
1/13/51	#10	Colorado State	H	W, 77-58
1/15/51	#10	Utah	H	W, 48-41
1/19/51	#13	BYU	A	L, 58-64
1/20/51	#13	BYU	A	L, 38-65
1/22/51	#13	Utah	A	L, 39-45
1/26/51	#20	Colorado State	H	W, 54-34
1/27/51	#20	Colorado State	A	L, 38-62

1951-52				
12/17/51	#14	Baylor	H	W, 51-45
12/21/51	#14	Oregon	A	L, 59-66
12/22/51	#14	Oregon	A	W, 78-71
2/22/52	#19	#6 Washington	H	L, 50-52
2/23/52	#19	#6 Washington	H	W, 55-45
2/29/52	#16	Colorado	H	W, 69-39
3/1/52	#16	BYU	H	W, 55-49
3/3/52	#16	Colorado	A	L, 44-59
3/5/52	#16	Colorado State	H	W, 89-57
3/7/52	#16	Denver	A	W, 61-54
3/21/52	#16	Oklahoma City	N	W, 54-48
3/22/52	#16	Santa Clara	N	L, 53-56

1952-53				
3/13/53	#16	Santa Clara	N	L, 52-67
3/14/53	#16	#14 Seattle	N	L, 64-80

1953-54				
12/11/53	#14	Creighton	A	W, 71-65
12/12/53	#14	#8 Kansas State	A	L, 69-76
12/29/53	#20	Cincinnati	N	W, 64-54
12/30/53	#20	Santa Clara	N	L, 51-59
12/31/53	#20	#11 Oklahoma City	A	L, 54-63
1/4/53	#20	New Mexico	H	W, 81-61

1968-69				
12/27/68	#19	LSU	N	L, 78-84
12/28/68	#19	Tulane	N	W, 104-87
12/30/68	#19	Texas A&M	N	L, 81-83

WYOMING SERIES RECORD AS A RANKED TEAM

Team	Series Record
vs. Air Force	2-0
vs. Alabama Birmingham	1-0
vs. Arkansas	0-1
vs. Baylor	1-0
vs. Boise State	2-0
vs. BYU	1-8
vs. Cincinnati	2-0
vs. Colorado	2-1
vs. Colorado State	9-2
vs. Columbia	1-0
vs. Creighton	1-0
vs. Denver	3-1
vs. Eastern Kentucky	1-0
vs. Georgia State	1-0
vs. Hawaii	1-0
vs. Kansas State	0-1
vs. Loyola Marymount	0-1
vs. LSU	0-1
vs. Nebraska	1-0
vs. New Mexico	1-1
vs. Oklahoma State	0-1
vs. Oklahoma City	1-1
vs. Oregon	1-1
vs. San Diego State	2-0
vs. Santa Clara	0-3
vs. Seattle	0-1
vs. Stephen F. Austin	1-0
vs. Texas A&M	0-1
vs. Texas Tech	1-0
vs. Tulane	1-0
vs. Utah	7-2
vs. Utah State	6-1
vs. UTEP	1-1
vs. Washington	1-1
Total	52-30

1987-88				
11/27/87	#10	Denver	H	W, 113-82
12/2/87	#10	Colorado	A	W, 100-68
12/5/87	#10	Texas Tech	H	W, 84-65
12/12/87	#7	Alabama Birmingham	A	W, 74-69
12/14/87	#7	Georgia State	H	W, 100-89
12/19/87	#6	Nebraska	H	W, 87-58
12/22/87	#5	Boise State	A	W, 59-55
12/27/87	#5	Columbia	N	W, 92-56
12/28/87	#5	Eastern Kentucky	N	W, 71-59
12/30/87	#5	Cincinnati	N	W, 100-73
1/2/88	#5	Stephen F. Austin	H	W, 94-55
1/8/88	#5	UTEP	A	L, 62-68
1/9/88	#5	New Mexico	A	L, 72-85
1/13/88	#12	Air Force	H	W, 81-61
1/15/88	#12	BYU	H	L, 67-83
1/21/88	#17	Hawaii	H	W, 81-61
1/23/88	#17	Colorado State	A	L, 49-54
2/11/88	#18	#8 BYU	A	L, 69-78
2/13/88	#18	Utah	A	W, 69-60
2/18/88	#19	Air Force	A	W, 79-63
2/20/88	#19	Colorado State	H	W, 57-50
2/25/88	#16	Utah	H	W, 79-56
2/27/88	#16	San Diego State	H	W, 85-59
3/4/88	#17	Boise State	H	W, 56-50
3/10/88	#14	San Diego State	N	W, 86-73
3/11/88	#14	Colorado State	N	W, 60-58
3/12/88	#14	UTEP	N	W, 79-75
3/17/88	#13	#15 Loyola Marymount	N	L, 115-119

WYOMING RECORD AS A RANKED TEAM

Ranking	Record
No. 1	N/A
No. 2	N/A
No. 3	N/A
No. 4	N/A
No. 5	5-2
No. 6	1-0
No. 7	2-0
No. 8	N/A
No. 9	N/A
No. 10	6-1
No. 11	N/A
No. 12	4-1
No. 13	0-4
No. 14	11-4
No. 15	N/A
No. 16	7-4
No. 17	2-3
No. 18	1-4
No. 19	9-4
No. 20	4-3
No. 21	N/A
No. 22	N/A
No. 23	N/A
No. 24	N/A
No. 25	N/A
Total	52-30



Fennis Dembo and the 1987-88 Cowboys were ranked as high as No. 5 in the Associated Press poll during the regular season.

Note: The rankings on this page and subsequent breakdowns are based on the Associated Press poll since 1948-49.



RANKINGS

WYOMING ALL-TIME VERSUS RANKED TEAMS

Rankings are AP/Coaches Poll

All-Time: 29-117

Home: 24-28 (8-11 in Arena Auditorium)

Away: 2-70

Neutral: 3-19

Date	Opponent	Site	Result
1948-49			
1/21/49	#10 Utah	A	L, 30-42
1/22/49	#10 Utah	A	L, 36-44
2/14/49	#12 Utah	H	W, 45-36
3/18/49	#2 Oklahoma State	N	L, 39-40 (ot)
1950-51			
2/26/51	#12 BYU	H	W, 50-49
3/30/51	#6 Bradley	A	L, 63-77
1951-52			
12/15/51	#11 Indiana	H	L, 55-57
1/26/52	#17 Utah	H	W, 55-36
2/22/52	#6 Washington	H	L, 50-52
2/23/52	#6 Washington	H	W, 55-45
1952-53			
12/29/52	#14 Tulsa	N	W, 58-48
12/31/52	#16 Oklahoma City	A	L, 40-49
2/20/53	#12 Oklahoma City	H	W, 49-45
2/21/53	#12 Oklahoma City	H	L, 49-60
3/14/53	#14 Seattle	N	L, 64-80
1953-54			
12/12/53	#8 Kansas State	A	L, 69-76
12/31/53	#11 Oklahoma City	A	L, 54-63
1/23/54	#7 Oklahoma City	H	W, 57-38
2/19/54	#16 Oklahoma City	A	L, 40-52
1954-55			
12/22/55	#14 Wichita State	N	L, 74-82
1/21/55	#10 Utah	H	L, 51-67
2/25/55	#8 Utah	A	L, 57-75
1955-56			
12/15/55	#20 Oklahoma City	A	L, 59-65
12/27/55	#12 George Washington	A	L, 75-82
12/29/55	#8 Duke	A	L, 54-71
1956-57			
12/15/56	#19 Oklahoma State	H	L, 55-63
12/22/56	#14 Iowa State	A	L, 57-85
1957-58			
12/20/57	#16 Oklahoma State	A	L, 50-55
3/12/58	#18 Seattle	N	L, 51-88
1958-59			
12/19/58	#13 Auburn	N	L, 47-70
2/7/59	#16 Utah	A	L, 57-86
3/6/59	#16 Utah	H	L, 73-85
1959-60			
1/15/60	#12 Utah State	A	L, 60-88
2/6/60	#7 Utah	H	L, 71-93
2/20/60	#7 Utah State	H	L, 67-81
3/3/60	#6 Utah	A	L, 61-68
1960-61			
12/29/60	#6 Duke	A	L, 59-86
1961-62			
12/22/61	#6 USC	H	L, 54-76
12/26/61	#3 Duquesne	N	L, 47-64
3/3/62	#10 Utah	A	L, 75-94
1962-63			
12/29/62	#3 Loyola Chicago	N	L, 82-93

1/19/63	#4 Arizona State	H	W, 88-81
2/22/63	#4 Arizona State	A	L, 72-82
1963-64			
11/30/63	#5 Wichita State	A	L, 67-82
1964-65			
2/26/65	#10 New Mexico	H	W, 83-65
3/5/65	#10 BYU	A	L, 87-102
1965-66			
12/23/65	#2 St. Joseph's	H	W, 99-92
1/15/66	#7 BYU	H	W, 107-101
1966-67			
1/13/67	#3 New Mexico	H	W, 86-76
3/17/67	#1 UCLA	N	L, 60-109
3/19/67	#10 UTEP	N	L, 67-69
1967-68			
12/30/67	#1 UCLA	A	L, 71-104
1/13/68	#9 New Mexico	A	L, 65-81
1/20/68	#5 Utah	H	W, 81-72
3/1/68	#7 New Mexico	H	L, 62-75
1969-70			
1/24/70	#1 UCLA	A	L, 77-115
1971-72			
1/29/72	#13 BYU	H	L, 74-101
2/25/72	#7 BYU	A	L, 56-70
1972-73			
1/6/73	#15 BYU	A	L, 58-62
1/26/73	#19 New Mexico	H	L, 56-70
2/23/73	#15 New Mexico	A	W, 61-60
1973-74			
12/28/73	#1 UCLA	A	L, 58-86
1/3/74	#15 Arizona	H	L, 77-93
1/25/74	#19 New Mexico	A	L, 68-91
1974-75			
1/24/75	#13 Arizona	H	W, 65-61
1/25/75	#10 Arizona State	H	L, 67-79
2/28/75	#9 Arizona State	A	L, 76-94
3/1/75	#19 Arizona	A	L, 74-92
1975-76			
12/5/75	#20 Washington	H	L, 69-76
1976-77			
1/28/77	#16 Arizona	H	W, 69-68
2/26/77	#20 Arizona	A	L, 63-88
1977-78			
2/2/78	#10 New Mexico	H	L, 91-94
3/4/78	#8 New Mexico	A	L, 74-93
1979-80			
1/18/80	#18 BYU	A	W, 56-53
2/23/80	#14 BYU	H	L, 30-39
1980-81			
1/23/81	#14 Utah	A	L, 53-55
1/24/81	#18 BYU	A	L, 70-84
2/26/81	#15 BYU	H	W, 86-84 (2ot)
2/28/81	#7 Utah	H	W, 53-50
3/14/81	#19 Illinois	N	L, 65-67
1981-82			
12/5/81	#16 Missouri	A	L, 54-64
3/13/82	#6 Georgetown	A	L, 43-51
1982-83			
11/28/82	#6 Memphis	A	L, 45-71
12/11/82	#6 Indiana	A	L, 65-78
1983-84			
12/16/83	#2/1 Kentucky	A	L, 40-66
1/21/84	#5 UTEP	H	L, 46-54
2/18/84	#10/10 UTEP	A	L, 66-73 (ot)

3/9/84	#9 UTEP	A	L, 55-62
1985-86			
1/4/86	#18 Louisville	A	L, 62-94
1/11/86	#15 UTEP	H	W, 63-62 (ot)
2/6/86	#17 UTEP	A	L, 58-72
1986-87			
3/14/87	#15 UCLA	N	W, 78-68
3/20/87	#1/1 UNLV	N	L, 78-92
1987-88			
2/11/88	#8 BYU	A	L, 69-78
3/17/88	#15 Loyola Marymount	N	L, 115-119
1988-89			
11/20/88	#8 Syracuse	A	L, 81-107
1990-91			
12/29/90	#21 Southern Mississippi	N	L, 112-122
1/17/91	#23 Utah	H	L, 83-90
2/14/91	#14 Utah	A	L, 72-77
3/8/91	#8 Utah	H	L, 63-69
1991-92			
1/18/92	#25 Louisville	A	L, 60-68
1992-93			
1/28/93	#17 Utah	H	L, 45-64
2/4/93	#21 Utah	A	L, 64-88
1993-94			
11/29/93	#23/23 Cincinnati	A	L, 49-73
12/18/93	#10/13 Louisville	H	L, 55-72
1994-95			
12/17/94	#17/13 Cincinnati	H	L, 80-81
1995-96			
11/29/95	#21/21 Cincinnati	A	L, 51-101
1/13/96	#25-- New Mexico	H	W, 61-58
1/20/96	#15/11 Utah	A	L, 65-88
2/12/96	#7/7 Utah	H	W, 80-76
1996-97			
12/28/96	#20/20 Texas Tech	N	L, 74-77
1997-98			
1/10/98	#12/10 New Mexico	H	W, 58-55
1/17/98	#4/4 Utah	A	L, 58-75
2/5/98	#12/14 New Mexico	A	L, 59-89
2/12/98	#5/5 Utah	H	W, 62-56
1998-99			
12/5/98	#13/10 Arizona	N	L, 84-94
1/14/99	#20/24 TCU	H	W, 96-93
1999-00			
12/18/99	#21/19 Indiana	A	L, 80-99
1/22/00	#22/22 Utah	A	L, 61-69
2/28/00	#25/24 Utah	H	W, 88-61
2001-02			
11/13/01	#20/24 USC	A	L, 55-68
3/14/02	#6/6 Gonzaga	N	W, 73-66
3/16/02	#7/9 Arizona	N	L, 60-68
2002-03			
1/15/03	#12/12 Kansas	A	L, 70-98
2004-05			
11/30/04	#21/20 Arizona	A	L, 70-98
2/14/05	#15/15 Utah	A	L, 62-71
2006-07			
12/9/06	#10/16 Wichita State	N	L, 69-83
1/13/07	#18/15 Air Force	H	L, 56-58
2/3/07	#17/16 Air Force	A	L, 43-88
3/9/07	#23/23 BYU	N	L, 84-96
2007-08			
3/5/08	#--/24 BYU	A	L, 61-78



2008-09
12/23/08 #13/10 UCLA A L, 62-113

2009-10
12/15/09 #9/8 Tennessee A L, 58-77
1/20/10 #14/13 BYU A L, 66-81
2/17/10 #12/15 New Mexico A L, 61-83
2/20/10 #16/14 BYU H L, 63-85

2010-11
11/23/10 #11/12 Missouri N L, 62-72
1/29/11 #4/4 San Diego State A L, 57-96
2/2/11 #8/9 BYU H L, 62-69
3/1/11 #9/9 San Diego State H L, 58-85
3/5/11 #3/3 BYU A L, 78-102

2011-12
1/24/12 #13/12 San Diego State H L, 42-52
2/4/12 #11/13 UNLV H W, 68-66
2/22/12 #24/25 San Diego State A L, 58-67
3/3/12 #17/17 UNLV A L, 63-74
3/8/12 #20/20 UNLV A L, 48-56

**WYOMING RECORD
VERSUS RANKED TEAMS**

Ranking Record

No. 1	0-5
No. 2	1-2
No. 3	1-3
No. 4	1-3
No. 5	2-2
No. 6	2-8
No. 7	4-5
No. 8	0-8
No. 9	0-5
No. 10	1-11
No. 11	1-3
No. 12	4-6
No. 13	1-5
No. 14	1-7
No. 15	4-5
No. 16	1-7
No. 17	1-5
No. 18	1-4
No. 19	0-5
No. 20	1-6
No. 21	0-5
No. 22	0-1
No. 23	0-3
No. 24	0-1
No. 25	2-1

Total 29-116


Note: The rankings breakdowns on this page are based on the Associated Press poll since 1948-49.

Arthur Bouedo, Francisco Cruz and the Cowboy fans celebrate Wyoming toppling No. 11 UNLV on Feb. 4, 2012, in the Arena-Auditorium.

**WYOMING SERIES RECORD
VERSUS RANKED TEAMS**

Team Series Record

vs. Air Force	0-2
vs. Auburn	0-1
vs. Arizona	2-6
vs. Arizona State	1-3
vs. Bradley	0-1
vs. BYU	4-12
vs. Cincinnati	0-3
vs. Duke	0-2
vs. Duquesne	0-1
vs. George Washington	0-1
vs. Georgetown	0-1
vs. Gonzaga	1-0
vs. Illinois	0-1
vs. Indiana	0-3
vs. Iowa State	0-1
vs. Kansas	0-1
vs. Kansas State	0-1
vs. Kentucky	0-1
vs. Louisville	0-3
vs. Loyola Chicago	0-1
vs. Loyola Marymount	0-1
vs. Memphis	0-1
vs. Missouri	0-2
vs. New Mexico	5-8
vs. Oklahoma City	2-5
vs. Oklahoma State	0-3
vs. St. Joseph's	1-0
vs. San Diego State	0-4
vs. Seattle	0-2
vs. Southern Mississippi	0-1
vs. Syracuse	0-1
vs. TCU	1-0
vs. Tennessee	0-1
vs. Texas Tech	0-1
vs. Tulsa	1-0
vs. UCLA	1-5
vs. USC	0-2
vs. UNLV	1-3
vs. UTEP	1-5
vs. Utah	7-19
vs. Utah State	0-2
vs. Washington	1-2
vs. Wichita State	0-3
Total	29-116



Dick Sherman and the 1965-66 Cowboys defeated No. 2 St. Joseph's, 99-92, in Laramie on Dec. 23, 1965, for UW's highest win over an Associated Press Top 25 team.





WYOMING IN THE NCAA RECORD BOOK

Individual Records

All-Time Individual Leaders

Single-Game Records

Free-Throw Percentage (min. 18 made)

T1. 100 - Jeron Roberts, Wyoming vs. UTEP (20 of 20) Feb. 7, 1998

Rebounds (Since 1973)

T20. 27 - Reginald Slater, Wyoming vs. Troy Dec. 14, 1991

Blocked Shots

T19. 12 - Justin Williams, Wyoming vs. Utah Mar. 10, 2006

Single-Season Records

Blocked Shots

15. 163 - Justin Williams, Wyoming 2006 (30 games)

Blocked-Shot Average

9. 5.43 - Justin Williams, Wyoming 2006 (30 games)

16. 5.14 - Theo Ratliff, Wyoming 1995 (28 games)

Career Records

Free Throws Made

24. 697 - Brandon Ewing, Wyoming (126 games)

Blocked Shots

13. 425 - Theo Ratliff, Wyoming (111 games)

Blocked-Shot Average

11. 4.21 - Justin Williams, Wyoming (58 games)

17. 3.83 - Theo Ratliff, Wyoming (111 games)

Top 10 Individual Scoring Leaders

1959

9. Tony Windis, Wyoming 24.4 (19 games)

1963

6. Flynn Robinson, Wyoming 26.2 (26 games)

1965

6. Flynn Robinson, Wyoming 27.0 (26 games)

Annual Individual Champions

Blocked-Shot Average

1993

4.43 - Theo Ratliff, Wyoming (28 games)

Team Records

Single-Season Records

Scoring Defense

6. 40.8 - Wyoming, 1948 (27 games)

7. 41.4 - Wyoming, 1950 (36 games)

12. 43.1 - Wyoming, 1949 (35 games)

Scoring Defense (Since 1965)

14. 51.5 - Wyoming, 1982 (30 games)

Rebound Margin (Since 1973)

T20. 11.7 - Wyoming, 1981 (30 games)

Annual Team Champions

Scoring Margin

1981

16.1 - Wyoming (30 games)

Field-Goal Percentage Defense

1981

40.1 - Wyoming (30 games)

1982

39.7 - Wyoming (30 games)

1983

41.6 - Wyoming (29 games)

Blocked Shots

1993

6.57 - Wyoming (28 games)

Winningest Schools by Decade

1930-39

17. Wyoming 147-57 (.721)

1940-49

19. Wyoming 163-70 (.700)

30-game winners (since 1938)

31 - Wyoming (1943)



Wyoming's Justin Williams ranks 15th in NCAA history with 163 blocked shots during the 2005-06 season. He also ranks 11th in career blocked-shot average with 4.2 in 58 games as a Cowboy.



OVERTIME GAMES BREAKDOWN

	W	L	Pct.
Home	22	25	.468
Away	22	14	.611
Neutral	8	4	.666
Total	52	43	.547
In the Arena-Auditorium	13	13	.500
Single Overtime	47	39	.500
Double Overtime	3	3	.500
Triple Overtime	1	1	.500
Quadruple Overtime	1	0	1.000

OVERTIME GAMES AGAINST MOUNTAIN WEST OPPONENTS

	W	L	Pct.
Air Force	8	3	.727
Boise State	0	0	.000
Colorado State	9	3	.750
Fresno State	0	0	.000
Nevada	0	0	.000
New Mexico3	3	.500	
San Diego State	4	5	.444
UNLV	1	1	.500
Total	25	15	.625

OVERTIME GAMES AGAINST NON-CONFERENCE OPPONENTS

	W	L	Pct.
Arizona	1	1	.500
BYU	3	1	.750
California	0	1	.000
Colorado	0	1	.000
Denver	0	3	.000
Hawai'i	1	2	.333
Houston	1	0	1.000
Idaho State	1	.000	
Illinois-Chicago	1	0	1.000
Iowa	1	0	1.000
Iowa State	0	1	.000
Marshall	1	0	1.000
Nebraska	1	0	1.000
Norfolk State	1	0	1.000
Ohio	1	0	1.000
Oklahoma State	0	1	.000
Oregon State	1	0	1.000
Pepperdine	0	1.000	
Phillips 66	1	0	1.000
Portland	1	0	1.000
Princeton	1	0	1.000
Sacred Heart	0	1	.000
Sam Houston State	0	1	.000
San Francisco	1	0	1.000
St. John's	1	0	1.000
TCU	0	1	.000
Tulsa	0	1	.000
UNC Wilmington	0	1	.000
Utah	2	5	.286
Utah State	1	1	.500
UTEP	5	5	.500
Total	27	28	.491

ALL-TIME OVERTIME GAMES

Date	Opponent	Site	Result
2/22/21	Sacred Heart	H	L, 29-32
2/10/22	Colorado State	H	W, 18-16
3/9/34	BYU	H	W, 47-44
2/2/43	Phillips 66	A	W, 42-41
4/1/43	St. John's	N	W, 52-47
1/27/45	Colorado	H	L, 41-43
12/21/48	Oregon State	A	W, 53-52
3/18/49	Oklahoma State	N	L, 39-40
2/23/57	Denver	H	L, 63-64
3/6/58	Utah	A	L, 74-81
2/28/59	Colorado State	H	L, 74-80
2/3/60	Air Force	A	L, 54-59
1/18/61	Air Force	A	W, 61-60
1/20/62	Air Force	H	W, 67-66
2/8/62	Denver	A	L, 87-92
12/26/63	Houston	N	W, 75-72
2/1/64	Air Force	A	W, 62-59
1/7/65	Arizona	H	L, 60-62
1/13/66	Utah	H	L, 91-93
12/9/66	Tulsa	H	L, 87-91
1/14/67	Colorado State	H	W, 75-72
12/29/67	Iowa	N	W, 94-87 (2ot)
1/27/68	Air Force	A	W, 95-91
2/22/69	Arizona	A	W, 68-67
1/30/71	UTEP	H	W, 69-67
12/3/73	Idaho State	H	L, 78-79
2/2/74	BYU	H	L, 75-78
2/22/74	UTEP	H	L, 74-77
1/10/76	New Mexico	H	L, 53-54
1/8/77	Denver	H	L, 85-88
1/22/77	Colorado State	A	W, 74-64
2/3/77	UTEP	A	W, 62-59
2/4/78	UTEP	H	W, 77-74
1/27/79	BYU	H	W, 71-69
2/15/79	New Mexico	H	W, 66-63
2/24/79	Utah	A	L, 52-58
3/3/80	Colorado State	A	W, 67-64
11/28/80	Nebraska	A	W, 62-59
1/5/81	Hawai'i	A	W, 71-66
2/26/81	BYU	H	W, 86-84 (2ot)
12/18/82	California	N	L, 75-77
3/6/82	San Diego State	A	W, 66-64
1/5/83	Illinois-Chicago	A	W, 73-69
12/10/83	Portland	A	W, 61-59
2/8/84	San Diego State	H	W, 83-73
2/18/84	UTEP	A	L, 66-73
1/16/85	Air Force	A	W, 77-75
1/19/85	Utah	H	W, 69-60
1/11/86	UTEP	H	W, 63-62
2/14/87	Colorado State	A	W, 81-78 (3ot)
3/9/89	UTEP	N	L, 81-88 (2ot)
11/25/89	Sam Houston State	H	L, 69-72
1/4/90	New Mexico	A	W, 89-87
11/24/90	Marshall	H	W, 96-91
2/3/91	San Diego State	A	L, 84-87 (2ot)
2/9/91	New Mexico	H	L, 83-85
12/28/91	Ohio	N	W, 70-65
1/25/92	Utah	H	L, 79-80
2/20/92	UTEP	A	L, 72-74
2/11/93	UTEP	H	L, 78-81
12/29/93	Utah State	N	W, 73-69
2/24/94	Hawai'i	H	L, 94-95 (3ot)
2/9/95	Utah	A	L, 80-89
12/16/95	Iowa State	H	L, 66-70
1/15/96	UTEP	H	W, 72-68
2/6/97	Colorado State	H	W, 67-65
2/13/97	Hawai'i	H	L, 68-70
2/27/97	UNLV	H	L, 69-75
12/28/97	Norfolk State	N	W, 72-65
2/21/98	Colorado State	A	W, 69-64
3/3/98	San Diego State	H	L, 57-60
2/5/00	Air Force	A	L, 79-82
1/13/01	Colorado State	A	W, 70-69
1/20/01	Utah	H	W, 78-77
1/21/02	San Diego State	A	W, 88-85
1/28/02	Air Force	H	W, 83-76 (4ot)
2/9/02	Colorado State	A	W, 72-69
3/7/02	Air Force	N	W, 69-67
1/18/03	New Mexico	H	W, 85-81
1/31/04	Colorado State	A	L, 74-75
11/22/04	Princeton	H	W, 64-59 (2ot)
1/22/05	San Diego State	A	W, 88-81
2/5/05	Air Force	H	W, 87-63
2/26/05	Colorado State	A	L, 94-96
11/14/05	UNC Wilmington	H	L, 59-62
1/28/06	San Diego State	H	L, 77-78
3/11/06	San Diego State	N	L, 64-69
12/22/06	San Francisco	N	W, 84-81
1/10/07	UNLV	H	W, 86-76



Marcus Bailey hit a three-pointer with four seconds left to tie UW's game against Air Force in the first round of the 2002 MW tournament.. The Cowboys went on to win 69-67 in overtime.

ALL-TIME JERSEY NUMBERS

Numbers worn by seniors from 1950-2013

#0

LeDarion Jones 1999-00
Omoniyi Makun 2003-04
Kerry McIntyre 1990-91
Ronell Mingo 2001-02
Sean Ogirri 2008-09
Dion Sherrell 2004-05
Leonard Washington 2012-13

#1

Derrious Gilmore 2012-13
Brad Jones 2007-08
JayDee Luster 2011-12
Donta Richardson 2002-03

#2

Arthur Bouedo 2011-12
Jerry Webb 2004-05
Justin Williams 2005-06

#3

Robyn Davis 1988-89
Benny Dees 1957-58
Nick Eliopoulos 1954-55
Rick Henry 1992-93
Jay Straight 2004-05

#4

David Murray 1993-94
Ugo Udezue 2001-02

#5

Todd Barnett 1990-91
Anthony Blakes 1999-00
Ryan Dermody 2009-10
Kevin Lewis 2005-06
Uche Nsonwu-Amadi 2002-03
George Moe Radovich 1951-52

#6

Joe Capua 1955-56
Ed Varden 1950-51

#7

Dave Bradley 1956-57
John Hughes 1951-52

#8

Morris Samuelson 1951-52
Bill Sharp 1953-54

#9

LeRoy Rutz 1950-51

#10

Bob Burns 1952-53
Sean Dent 1987-88
Terry Eckhardt 1957-58
Pete Fowler 1954-55
Mickey Kaul 1963-64
Mick Kraly 1981-82
Ken Randle 1972-73
Kenny Smith 1989-90
Damian Spencer 1991-92
Harold Whitefoot 1958-59
Ethan Winterling 1978-79

#11

Rodney Gowens 1984-85
Bob Moore 1954-55
Afam Muojeke 2011-12
Kenneth Teller 1950-51

#12

Robert Clements 1950-51
Byron Geis 2007-08

Steve Gosar 1992-93
Paul Homer 1964-65
Ed Huse 1955-56
Bill Nelson 1960-61
Reuben Poindexter 1965-66
Jettie Rice 1977-78
Bob Wilson 1968-69
Pete Zimmerman 1976-77

#13

Alex Dunn 2004-05
Harry Jorgenson 1954-55
Levi Porter 1998-99

#14

Leon Clark 1965-66
Fred Collins 1962-63
James Ebert 2005-06
LeRoy Esau 1951-52
Anthony Johnson 1982-83
Brett McFall 2000-01
Brad Smith 1970-71
Chuck Wing 1953-54

#15

Don Carlson 1957-58
Bob Rhynsburger 1958-59
Gregg Sawyer 1997-98
Adam Waddell 2011-12

#17

Ron Rivers 1953-54

#18

Oris Chamberlain 1950-51

#19

Dick Haag 1951-52
Jim Mulvehall 1953-54

#20

Maynard Lang 1961-62
Ron Long 1963-64
Maurice Alexander 1991-92
Kenneth Ollie 1980-81
John Robinson 1975-76
David Rottinghaus 2003-04
Aaron Smith 1995-96
Joseph Taylor 2007-08
Roy Wilson 1970-71
Oliver Wilson 1986-87
Tony Windis 1958-59

#21

Tyson Johnson 2008-09

#22

Paris Bryant 1991-92
Larry Crowe 1973-74
Josh Davis 2001-02
Harry Hall 1968-69
Bob Hanson 1962-63
Garry Phillips 1977-78
Kevin Richardson 1987-88
Willie Roberson 1970-71
Roman Totta 1993-94
Terry Treece 1979-80
Gordon Westhoff 1965-66

#23

David Adams 2003-04
HL Coleman 1996-97
Brandon Ewing 2008-09
Brian Rewers 1992-93
Djibril Thiam 2010-11

#24

Tom Asbury 1966-67
Turk Boyd 1987-88
Lonnie Buckner 1978-79
Travis Butler 1991-92
Paris Corner 2001-02

Ron Crowell 1973-74
Curt Jimerson 1961-62
Franklyn Irvin 1971-72
Bill Lazzeri 1969-70
Chris McMillian 2002-03

#25

Reggie Fox 1988-89
Luke Martinez 2012-13
Joe Ries 2003-04

#30

Rob Watsabaugh 2011-12
Queintonia Higgins 1993-94
Charles Bradley 1980-81
Rich Bozner 1976-77
Denny Mountz 1972-73
Steve Popovich 1969-70
Flynn Robinson 1964-65
John Bertolero 1959-60

#31

Mory Correa 2003-04

#32

Tony Barnett 1978-79
Stan Boyer 1974-75
Michael Brown 1992-93
Mike Eberle 1967-68
Mike Jackson 1982-83
Willie Jones 1987-88
Earl Nau 1960-61
Rod Penner 1972-73
Derek Washington 1997-98
Ryan Wildenborg 2003-04

#33

Francisco Cruz 2011-12
Antone Lostetter 1999-00
Tony Martin 1983-84
Clauzell Williams 1988-89

#34

Jack Adams 1975-76
Chris Anderson 2006-07
Tim Breaux 1991-92
Ken Chase 1959-60
Fennis Dembo 1987-88
Kent Johnson 1967-68
Randy Richardson 1964-65
Ted Roney 1971-72

#35

Mike Amundson 1987-88
Jeron Roberts 1997-98

#40

Daaron Brown 2006-07
Justin French 1999-00
Tim Hunt 1986-87
John Korhonen 1959-60
Dwight McClendon 1981-82
Ken Morgan Clark 1973-74
Cliff Nelson 1967-68
Ken Rochlitz 1962-63

#42

Henry Bailey 1974-75
Don Hatten 1962-63
Sly Johnson 1995-96
Theo Ratliff 1994-95
Ken Vecchio 1977-78
Gary Von Krosigk 1968-69
Quinn Wirth 1986-87

#43

Erik Leckner 1987-88

#44

Jeff Allen 1997-98
Marcus Bailey 2002-03
Stan Dodds 1969-70

Steve Frenchick 1964-65
Bill Garnet 1981-82
Craig Shanor 1975-76
Bobby Traylor 1994-95

#45

Jamal Hosey 1984-85
Greg Thesenvitz 1981-82
Rod Tyson 1989-90

#50

Doug Bessert 1978-79
Tom Clough 1973-74
Chris Haslam 1996-97
Marty Kleeman 1998-99
Dave Lodgins 1987-88
Reginald Slater 1991-92
Bill Stuart 1961-62
Mark Wrapp 1982-83

#51

Steve Mountjoy 1970-71

#52


Eli Bebout 1968-69
Willie Brown 1973-74
Al Eastland 1962-63
Pat Flanigin 1976-77
Mike Hamilton 1979-80
Bradley Mann 1999-00
Dick Wilkinson 1965-66

#54

Bill Alexander 1974-75
Clint Bean 1989-90
Dick Bowers 1962-63
Dick Sherman 1965-66
Jonathon Sommers 1987-88
Robert Steckman 1960-61
Derek Wabington 2005-06

#55

Carl Ashley 1969-70
Chris Engler 1981-82



Theo Ratliff wore number 42 during his senior season in 1994-95.



W. Yates

1905-06 (Two Seasons)
4-2 (.667) Overall Record

1904-05

(1-0)		W. Yates	
A21	LARAMIE TOWN TEAM	W	17-5

1905-06

(3-2)		W. Yates	
J26	FORT WARREN	L	13-28
F 2	LARAMIE TOWN TEAM	L	11-13
F 9	LARAMIE TOWN TEAM	W	17- 9
F17	UNIVERSITY SCRUBS	W	25-13
M 2	LARAMIE TOWN TEAM	W	32-15

Lt. Coburn

1907-08 (Two Seasons)
5-7 (.417) Overall Record

1906-07

(3-4)		Lt. Coburn	
J 4	LARAMIE TOWN TEAM	W	14-13
J11	LARAMIE TOWN TEAM	W	48- 6
J18	at Cheyenne Business College	L	16-72
J19	at Fort Warren	W	30-15
F 1	CHICAGO CRESCENTS	L	20-33
F 2	CHICAGO CRESCENTS	L	22-45
F17	CHEYENNE BUSINESS COLLEGE	L	11-39

1907-08

(2-3)		Lt. Coburn	
D30	BENEDICTS CLUB	W	38-12
J 7	NOME, ALASKA	L	21-72
J13	COLORADO	L	21-58
J17	BENEDICTS CLUB	W	26-23
F 4	MUSCATINE, IOWA	L	31-59

Elmer G. Hoefler

1909 (One Season)
3-3 (.500) Overall Record

1908-09

(3-3)		Elmer G. Hoefler	
J 9	BENEDICTS CLUB	W	38-12
F15	at Northern Colorado	L	26-31
F16	at Cheyenne Business College	L	11-26
F22	CHEYENNE BUSINESS COLLEGE	W	26-17
M 1	at Salt Lake YMCA	L	18-68
M20	EATON (Col.) HIGH	W	60-18

Harold I. Dean

1910-12 (Three Seasons)
9-13 (.409) Overall Record

1909-10

(3-3)		Harold I. Dean	
J21	GREELEY RED SOX	W	47-24
J23	GREELEY RED SOX	W	48-27
F10	CHEYENNE BUSINESS COLLEGE	L	18-38

F11	at Cheyenne Business College	L	30-43
F19	KANSAS CITY TOURISTS	L	24-36
F20	KANSAS CITY TOURISTS	W	42-21

1910-11

(1-4)		Harold I. Dean	
J21	GREELEY ARROWS	W	35-19
J27	COLORADO STATE	L	17-19
F11	COLORADO	L	26-27
F18	at Colorado State	L	12-30
F25	at Colorado	L	12-65

1911-12

(5-6)		Harold I. Dean	
J19	NORTHERN COLORADO	W	49-31
J26	COLORADO STATE	L	14-16
F 3	COLORADO	L	20-34
F10	COLORADO MINES	L	14-27
F17	LARAMIE ATHLETIC CLUB	W	54-13
F19	at Greeley Arrows	W	30-26
F20	at Northern Colorado	W	27-26
F21	at Colorado State	L	13-16
F22	at Colorado	L	17-52
F24	at Colorado Mines	L	20-30
M 1	LARAMIE ATHLETIC CLUB	W	28-21



Leon C. Excelby

1913 (One Season)
2-5 (.286) Overall Record

1912-13

(2-5)		Leon C. Excelby	
J18	COLORADO STATE	L	21-23
J25	COLORADO	L	17-32
F 1	NORTHERN COLORADO	W	38-12
F15	at Colorado	L	19-45
F16	at Colorado Mines	L	17-31
F18	at Northern Colorado	W	29-22
F19	at Colorado State	L	18-30



Ralph Thacker

1914-15 (Two Seasons)
3-7 (.300) Overall Record

1913-14

(1-3)		Ralph Thacker	
J25	COLORADO STATE	L	8-34
J31	at Colorado State	L	16-43
F 6	NORTHERN COLORADO	W	37-14
F13	at Northern Colorado	L	17-18

1914-15

(2-4)		Ralph Thacker	
J15	COLORADO	W	32-31
J16	COLORADO STATE	L	19-21
F12	at Colorado	L	27-35
F13	at Colorado State	L	16-26
F28	DENVER	W	38-11
M 6	at Denver	L	19-40



John Corbett

1916-24 (Nine Seasons)
39-41 (.487) Overall Record

1915-16

(3-2)		John Corbett	
J17	COLORADO STATE	L	24-34

F17	IOLA, KAN. YMCA	W	42-20
F20	at Colorado State	W	34-24
F27	WYOMING ALL-STARS	W	58-10
M 2	at Colorado State	L	22-44

1916-17

(4-4)		John Corbett	
J19	COLORADO STATE	L	12-18
J20	COLORADO STATE	L	5-34
J23	CHICAGO CRESCENTS	W	27-21
F10	at Northern Colorado	L	13-27
F11	at Colorado State	L	23-42
F24	NORTHERN COLORADO	W	47-20
M 2	CHICAGO CRESCENTS	W	40-15
M 3	CHICAGO CRESCENTS	W	40-11

1917-18

(4-2)		John Corbett	
J17	at Colorado State	L	17-26
J18	at Colorado	L	17-36
J19	at Colorado College	W	25-21
J26	CHEYENNE H.S. ALUMNI	W	51- 6
F 9	NORTHERN COLORADO	W	27-23
M10	WYOMING RUSTLER	W	34-17

1918-19

(7-2)		John Corbett	
J24	COLORADO STATE	W	32- 8
J25	COLORADO STATE	W	23-17
F 7	at Northern Colorado	L	14-21
F 8	at Northern Colorado	W	18-12
F28	COLORADO MINES	L	18-28
M 1	COLORADO MINES	W	20-17
M 4	NORTHERN COLORADO	W	17-10
M 5	NORTHERN COLORADO	W	37-19
M28	DENVER	W	27-19

1919-20

(11-1)		John Corbett	
J17	at Colorado State	W	30-10
J20	DENVER	W	37-15
J23	MIDWEST REFINERY	W	30-10
J31	NORTHERN COLORADO	W	46-25
F 6	COLORADO STATE	W	16- 9
F14	COLORADO INDEPENDENTS	W	29-19
F18	at Colorado Mines	L	19-28
F20	at Northern Colorado	W	38-27
F28	WHEATRIDGE ATH. CLUB	W	27-16
M 1	SACRED HEART	W	34-15
M 5	COLORADO COLLEGE	W	36-19
M10	CHADRON STATE	W	41-14

1920-21

(3-4)		John Corbett	
J14	COLORADO COLLEGE	L	21-32
J21	at Denver	L	21-22
J22	at Colorado College	W	36-31
F 5	DENVER	W	19-10
F11	at Colorado State	L	12-16
F12	at Colorado State	W	20-18
F22	SACRED HEART	L	29-32 (ot)

1921-22

(3-7)		John Corbett	
F 3	COLORADO COLLEGE	W	23-20
F 4	DENVER	L	20-23
F10	COLORADO STATE	W	18-16 (ot)
F11	COLORADO STATE	L	8-19
F17	NORTHERN COLORADO	L	14-22
F21	at Northern Colorado	W	29-20
F23	at Colorado Mines	L	21-32
F24	at Denver	L	26-27
F25	at Colorado College	L	16-43
M 5	COLORADO MINES	L	12-40

1922-23

(2-6)		John Corbett	
J30	at Cheyenne Independents	W	24-22
F 1	at Colorado Mines	L	9-27
F 2	at Colorado College	L	14-43
F 3	at Denver	L	18-32
F17	DENVER	L	29-31
F18	COLORADO MINES	L	19-52
F22	CHEYENNE INDEPENDENTS	W	32-14
F24	COLORADO MINES	L	22-41



ALL-TIME SCORES

1923-24

(2-13)		John Corbett
J16	PARCO	W 22-20
J20	CHEYENNE INDEPENDENTS	L 12-13
J25	NORTHERN COLORADO	L 14-21
J26	NORTHERN COLORADO	L 15-32
F 1	COLORADO COLLEGE	L 26-41
F 4	at Denver	L 26-27
F 6	at Colorado College	L 18-37
F 7	at Colorado Mines	L 10-40
F 8	at Colorado State	L 16-29
F 9	at Colorado State	L 21-27
F11	MONTANA STATE	L 13-17
F12	MONTANA STATE	L 20-24
F16	COLORADO MINES	L 17-21
F22	at Denver	W 28-25
F23	at Denver	L 28-31



Stewart Clark
1925-28 (Four Seasons)
44-26 (.628) Overall Record

1924-25

(9-6)		Stewart Clark
D29	SWEDES	L 37-58
J 1	KEARNEY STATE	W 39-13
J 3	CHEYENNE INDEPENDENTS	W 36-16
J23	UTAH	W 31-29
J24	UTAH	L 15-27
J29	at Colorado	L 26-30
J31	at Colorado College	L 25-33
F 6	DENVER	W 20-15
F 7	DENVER	W 19-15
F13	COLORADO COLLEGE	W 26-20
F21	at Northern Colorado	L 10-24
F27	COLORADO STATE	W 32-15
F28	COLORADO STATE	W 43-10
M 4	at Northern Colorado	L 17-22
M 5	at Cheyenne Independents	W 25-22

1925-26

(13-7)		Stewart Clark
D28	MIDWEST TOWN TEAM	W 43-22
D29	AMERICAN LEGION	L 24-29
D30	CASPER ALL-STARS	W 52-25
J 4	at Southeast Oklahoma	L 17-27
J 5	at Oklahoma	W 27-24
J15	CHEYENNE ALL-STARS	W 42-20
J15	CHEYENNE ALL-STARS	W 38-32
J15	UTAH STATE	W 54-18
J22	COLORADO	L 35-43
J23	COLORADO	W 28-19
J30	at Colorado College	L 25-27
F 5	at Denver	W 27-22
F 6	at Denver	L 14-31
F 9	COLORADO STATE	W 34-14
F11	GLENROCK ALL-STARS	W 27-18
F24	WESTERN STATE	W 44-22
F25	WESTERN STATE	W 41-19
F27	at Colorado State	W 36-23
M4	NORTHERN COLORADO	L 18-22
M 6	at Northern Colorado	L 23-27

1926-27

(9-5)		Stewart Clark
J 5	UNION PACIFIC ATH. CLUB	L 21-23
J14	DENVER	L 25-28
J15	DENVER	W 31-26
J26	UNION PACIFIC ATH. CLUB	W 34-23
J28	COLORADO COLLEGE	L 18-30
J29	COLORADO MINES	W 33-15
F 4	at Northern Colorado	L 28-29
F 5	at Colorado State	W 37-31
F11	at Colorado Mines	W 26-16
F19	at Colorado College	L 27-32
F25	NORTHERN COLORADO	W 37-26
F28	COLORADO STATE	W 34-25
M 7	at Western State	W 21-19
M 8	at Western State	W 34-13

1927-28

(13-8)		Stewart Clark
J 3	UTAH	W 31-27
J 4	UTAH	L 26-29
J13	at Denver	L 28-46
J14	at Denver	L 18-46
J17	HILLYARDS	L 24-56
J23	COLORADO COLLEGE	W 41-36
F 4	REGIS	W 41-32
F 6	WESTERN STATE	W 47-27
F 7	WESTERN STATE	W 46-28
F11	COLORADO MINES	W 43-17
F15	at Northern Colorado	W 28-26
F16	at Regis	W 54-47
F18	at Colorado College	W 35-31
F24	COLORADO STATE	W 53-22
F25	COLORADO STATE	W 60-31
F28	NORTHERN COLORADO	W 39-28
F29	COLORADO MINES	L 30-32
M 3	NORTHERN COLORADO	W 39-28
M12	at Montana State	L 28-43
M13	at Montana State	L 31-59
M14	at Montana State	L 36-43




George McLaren
1929-30 (Two Seasons)
29-12 (.707) Overall Record

1928-29

(15-4)		George McLaren
J 8	UTAH	W 32-25
J 9	UTAH	W 21-19
J12	DENVER	W 31-28
J20	at Denver	W 29-23
J25	at Colorado	L 22-25
J28	COLORADO	W 30-22
F 4	at Colorado Mines	W 39-18
F 7	at Colorado College	L 25-27
F 8	at Regis	L 34-38
F14	NORTHERN COLORADO	L 27-29
F18	COLORADO COLLEGE	W 36-35
F23	COLORADO STATE	W 53-39
F24	COLORADO STATE	W 44-34
F27	REGIS	W 44-22
F28	UNION PACIFIC ATH. CLUB	W 58-13
M 3	COLORADO MINES	W 53-23
M 9	at Northern Colorado	W 57-31
M16	at Western State	W 65-33
M17	at Western State	W 47-34

1929-30

(14-8)		George McLaren
D16	at BYU	L 25-47
D17	at Utah State	L 29-31
D18	at BYU	L 38-51
D19	at Utah	L 36-42
D20	at Utah	L 48-54
J11	NORTHERN COLORADO	W 51-25
J18	COLORADO STATE	W 46-28
J18	COLORADO STATE	W 56-36
J22	DePAUL	W 33-25
J25	at Colorado	L 22-33
J29	at Colorado	W 35-34
J31	at Denver	L 23-35
F15	PRATT	W 50-44
F21	at Denver	W 46-29
F22	at Colorado College	W 43-30
M 1	at Northern Colorado	W 24-22
M 5	GARLAND	W 35-15
M 6	COWELL	W 33-17
M 7	DENVER	W 30-25
M 8	COLORADO COLLEGE	W 31-19
M11	vs. Tulsa	W 44-21
M12	vs. Olympic	L 30-40



Willard Witte
1931-39 (Nine Seasons)
135-52 (.722) Overall Record

1930-31

(19-4)		Willard Witte
D 5	UNION PACIFIC ATH. CLUB	W 50-33
D 6	UNION PACIFIC ATH. CLUB	W 63-22
D12	BYU	W 37-36
D13	BYU	L 42-46
D18	at Washburn College	W 47-28
D19	at Washburn College	W 48-26
J 5	KLEETS OF CHEYENNE	W 66-17
J 9	at Northern Colorado	L 27-34
J14	DENVER	W 47-28
J20	COLORADO	W 34-29
J24	at Colorado	W 39-26
J27	KEARNEY STATE	W 41-17
J30	at Western State	W 37-28
J31	at Western State	W 39-15
F 7	at Denver	W 29-22
F13	at Colorado College	W 32-23
F14	at Colorado College	W 36-16
F20	COLORADO STATE	W 43-41
F21	COLORADO STATE	W 46-22
F24	NORTHERN COLORADO	W 42-38
M 5	at Utah	W 32-25
M 6	at Utah	L 24-40
M 7	at Utah	L 39-40

1931-32

(19-2)		Willard Witte
D	at Washburn College	W 47-28
D	at Washburn College	W 48-36
D21	BYU	W 57-47
D22	BYU	W 63-31
J 4	HENRY'S	W 42-40
J 5	HENRY'S	L 20-49
J 9	at Western State	W 44-29
J11	at Western State	W 44-30
J17	at Northern Colorado	W 37-27
J23	at Colorado	W 32-22
J30	at Denver	W 31-28
F 5	DENVER	W 36-13
F13	COLORADO COLLEGE	W 33-21
F14	COLORADO COLLEGE	W 47-22
F17	COLORADO	W 26-21
F20	at Colorado State	W 34-28
F22	at Colorado State	W 30-25
F29	NORTHERN COLORADO	W 37-27
M 4	BYU	W 37-33
M 5	BYU	W 29-28
M 6	BYU	L 32-38

1932-33

(18-5)		Willard Witte
D20	at Creighton	W 36-33
D30	MONTANA STATE	W 55-18
D31	MONTANA STATE	W 66-34
J 4	STANFORD	W 42-24
J 6	WESTERN STATE	W 46-35
J 7	WESTERN STATE	W 44-30
J14	NORTHERN COLORADO	W 43-24
J20	at Denver	W 43-18
J24	COLORADO	W 36-24
J27	COLORADO MINES	W 40-25
F 2	at Colorado	L 28-37
F 7	DENVER	W 42-27
F10	at Colorado College	W 50-39
F11	at Colorado College	W 36-23
F17	at Northern Colorado	L 23-38
F24	COLORADO STATE	W 57-28
F25	COLORADO STATE	W 56-38
F28	at Piggly Wiggly	L 36-40
M 2	at Piggly Wiggly	W 32-31
M 6	at Northern Colorado	W 44-34
M 9	at BYU	W 35-25
M10	at BYU	L 33-37
M11	at BYU	L 39-41



1933-34

(26-4)	Willard Witte
D16 FORT COLLINS VFW	W 43-26
D19 DENVER ATHLETIC CLUB	W 39-33
D21 at Piggly Wiggly	L 19-24
J 2 FORT WARREN	W 61-18
J 5 WESTERN STATE	W 36-20
J 6 WESTERN STATE	W 37-22
J12 at Northern Colorado	W 38-17
J20 at Nebraska	W 33-24
J24 DENVER	W 42-31
J27 at Colorado	W 18-13
J31 COLORADO	W 35-17
F 3 at Denver	W 41-33
F10 COLORADO COLLEGE	W 37-32
F11 COLORADO COLLEGE	W 28-18
F17 NORTHERN COLORADO	W 42-27
F25 at Colorado State	W 41-15
M 1 at Colorado State	W 39-21
M 3 COLORADO MINES	W 49-25
M 4 COLORADO MINES	W 41-16
M 8 BYU	W 43-38
M 9 BYU	W 47-44(ot)
M10 BYU	W 43-34
M12 vs. Belen, New Mexico	W 58-11
M13 vs. Wilcox Oilers	W 43-20
M14 vs. Ogden Boosters	W 39-35
M15 vs. Gridley Motors	W 28-25
M16 vs. Reno Creamery	W 30-27
M17 vs. Diamond Oilers	L 19-29
M23 at Piggly Wiggly ^	L 29-35
M24 at Piggly Wiggly ^	L 29-31

1934-35

(11-5)	Willard Witte
D14 NEBRASKA	W 26-23
D17 DENVER ATHLETIC CLUB	L 20-43
J 5 WESTERN STATE	W 40-25
J 6 WESTERN STATE	W 35-21
J12 NORTHERN COLORADO	L 19-27
J19 COLORADO MINES	W 35-20
J21 COLORADO MINES	W 32-18
J26 at Colorado	L 14-16
J31 COLORADO	W 33-25
F 3 at Denver	W 34-33
F 6 DENVER	L 27-30
F 9 at Colorado College	L 31-33
F10 at Colorado College	W 26-17
F12 at Northern Colorado	W 31-24
F23 COLORADO STATE	W 26-20
F24 COLORADO STATE	W 34-32

1935-36

(12-7)	Willard Witte
D27 NEBRASKA	L 42-46
J 3 WESTERN STATE	W 48-31
J 4 WESTERN STATE	W 41-21
J10 at Northern Colorado	L 33-42
J13 at Nebraska	L 22-31
J17 COLORADO MINES	W 37-11
J18 COLORADO MINES	W 38-18
J24 COLORADO	W 41-29
J28 at Colorado	W 37-20
F 1 DENVER	W 48-37
F 4 at Denver	L 33-44
F 7 COLORADO COLLEGE	W 35-28
F 8 COLORADO COLLEGE	L 23-25
F14 NORTHERN COLORADO	W 32-31
F21 at Colorado State	W 34-24
F22 at Colorado State	W 31-21
M 5 UTAH STATE	L 32-42
M 6 UTAH STATE	L 28-42
M 7 UTAH STATE	W 48-33

1936-37

(8-9)	Willard Witte
D19 at Utah	L 37-47
D21 at Idaho State	W 23-22
D22 at Idaho State	L 23-27
J 1 WESTERN STATE	L 31-38
J 2 WESTERN STATE	L 37-46

J 8 NORTHERN COLORADO	L 19-20
J15 COLORADO MINES	W 41-15
J16 COLORADO MINES	W 35-25
J22 at Colorado	L 36-39
J26 COLORADO	L 29-36
J30 at Denver	L 38-47
F 2 DENVER	L 27-31
F 5 at Colorado College	W 42-28
F 6 at Colorado College	W 39-22
F12 at Northern Colorado	W 47-30
F19 COLORADO STATE	W 33-32
F20 COLORADO STATE	W 31-27

1937-38

(12-5)	Willard Witte
D11 ALUMNI	W 38-36
D18 HASTINGS COLLEGE	W 40-23
D31 KANSAS STATE	W 43-30
J 4 NEVADA	W 39-15
J 5 NEVADA	L 32-35
J14 UTAH STATE	W 44-34
J21 at Utah	L 47-49
J22 at Utah State	W 57-55
J27 COLORADO STATE	W 45-30
J28 COLORADO	W 44-39
J29 at Denver	W 49-34
F 4 at Colorado	L 35-37
F 5 UTAH	L 38-43
F11 BYU	W 61-47
F19 at BYU	W 49-38
F25 DENVER	W 52-30
F26 at Colorado State	L 37-46

1938-39

(10-11)	Willard Witte
D19 at Creighton	L 49-57
D20 at Missouri	W 42-38
D23 at Nebraska	L 30-38
D27 at Indiana State	L 43-48
D28 at St. Joseph's (Pa.)	L 42-45
D29 at Scranton	L 27-38
D31 at Wabash	W 40-21
J 2 CREIGHTON	W 47-36
J 6 MISSOURI	L 35-41
J 7 at Denver	W 44-41
J14 BYU	W 35-27
J20 DENVER	W 44-32
J27 at Colorado	L 22-47
F 3 at Colorado State	W 35-30
F 4 UTAH	L 35-42
F10 at Utah	L 55-56
F17 at Utah State	L 45-47
F18 at BYU	W 46-44
F24 COLORADO STATE	L 45-46
F25 UTAH STATE	W 50-41
M 4 COLORADO	W 40-33



1939-40

(6-10)	Everett Shelton
D28 COLORADO MINES	W 36-23
D29 COLORADO MINES	W 46-38
J 1 at Colorado Mines	W 53-48
J 2 at Colorado Mines	L 28-37
J 6 COLORADO	L 26-44
J12 COLORADO STATE	W 39-35
J13 UTAH	L 32-38
J19 at Utah	L 34-47
J26 at Utah State	L 33-46
J27 at BYU	L 29-34
F 2 COLORADO STATE	W 53-40
F 3 UTAH STATE	L 27-30
F 9 at Colorado	L 34-50
F17 at Denver	L 34-49

F23 DENVER	W 36-28
M 2 BYU	L 45-50

1940-41

(14-6)	Everett Shelton
D14 NORTHERN COLORADO	W 57-25
D26 at Oklahoma City	W 42-22
D27 at Oklahoma State	L 36-46
D28 at Texas Tech	W 66-56
D30 at Baylor	L 50-54
J 3 at Northern Colorado	W 56-44
J10 at Denver	L 34-36
J17 BYU	W 46-45
J21 DENVER	W 44-27
J31 COLORADO	W 49-32
F 7 at Colorado State	W 40-34
F 8 UTAH	W 35-33
F14 at Utah	W 36-31
F21 at Utah State	W 41-35
F22 at BYU	L 45-49
F28 COLORADO STATE	W 44-27
M 1 UTAH STATE	W 50-32
M 8 at Colorado	W 44-31
M21 vs. Arkansas+	L 40-52
M22 vs. Creighton+	L 44-45

1941-42

(15-5)	Everett Shelton
D20 at Montana	W 47-34
D22 at Montana State	W 62-33
D28 at Canisius	L 44-56
D30 at CCNY	W 49-43
D31 at Baltimore	W 52-35
J 3 at Albright College	W 73-54
J 4 at Duquesne	L 30-46
J11 UTAH	W 64-50
J17 at BYU	L 49-53
J18 at Utah	L 49-56
J25 at Colorado	L 53-59
F 1 BYU	W 45-34
F 7 at Denver	W 47-43
F 8 UTAH STATE	W 60-43
F13 DENVER	W 57-41
F15 COLORADO STATE	W 61-37
F21 at Northern Colorado	W 50-29
F27 at Utah State	W 75-52
M 3 COLORADO	W 40-39
M 7 at Colorado State	W 45-43

1942-43

(31-2)	Everett Shelton
D11 at Fort Warren	W 49-33
D11 at Fort Warren	W 53-43
D19 FORT WARREN	W 63-40
D23 at Duquesne	L 33-43
D24 at Albright College	W 56-52
D26 at La Salle	W 56-32
D30 at St. Francis (Pa.)	W 63-38
J 1 at Rochester	W 68-44
J 2 at Lawrence Tech	W 78-34
J15 at Utah	W 66-38
J16 at Utah	W 68-26
J22 at Colorado State	W 66-42
J23 COLORADO STATE	W 49-23
J28 REGIS	W 101-45
J30 at Regis	W 86-34
F 2 at Phillips "66"	W 42-41 (ot)
F 3 at Phillips "66"	W 37-36
F12 COLORADO STATE	W 57-34
F13 at Colorado State	W 65-40
F19 UTAH	W 75-46
F20 UTAH	W 45-31
F25 BYU	W 53-42
F26 BYU	W 47-43
F27 BYU	W 66-43
M16 at Howard-Payne	W 77-40
M17 at Colorado Mines	W 76-41
M18 at Poudre Valley	W 64-27
M19 at Denver Legion	L 33-41
M20 at Denver	W 58-45
M26 vs. Oklahoma+	W 53-50
M27 vs. Texas+	W 58-54



ALL-TIME SCORES

M30 vs. Georgetown+ W 46-34
 A 1 vs. St. John's* W 52-47 (ot)
 +NCAA Tournament
 *Wyoming challenged NIT champion St. John's.

1943-44

No basketball at Wyoming due to World War II.

1944-45

(10-18, 7-5 Skyline) Everett Shelton
 N29 at Casper Air Base L 39-60
 D 6 at Casper Air Base L 28-43
 D11 at DePaul L 29-66
 D21 vs. Kentucky @Buffalo, NY L 46-50
 D23 at Michigan L 33-38
 D29 at Long Island L 40-46
 J 1 at Temple L 27-39
 J 5 at Ohio State L 36-42
 J 7 at Valparaiso L 30-48
 J11 at Denver* W 40-39
 J17 at Utah* L 34-38
 J19 BYU* W 51-41
 J20 NORTHERN COLORADO W 54-25
 J26 DENVER* W 45-36
 J27 COLORADO* L 41-43 (ot)
 F 1 vs. Oklahoma State @Wichita L 28-53
 F 3 vs. Oklahoma State @ Okla. City L 31-39
 F 9 at Colorado State* W 43-28
 F10 UTAH* L 38-52
 F13 at Northern Colorado W 52-23
 F16 FORT WARREN W 57-55
 F17 FORT WARREN L 38-48
 F23 at Utah State* L 36-44
 F24 at BYU* W 39-31
 M 2 COLORADO STATE* W 45-32
 M 3 UTAH STATE* W 42-39
 M10 at Colorado* L 37-42
 M15 at Poudre Valley L 47-51

1945-46

(22-4, 10-2 Skyline) Everett Shelton
 D 6 BYU W 58-49
 D 7 at Montana W 61-35
 D 8 vs. BYU @Billings W 52-37
 D22 KANSAS STATE W 43-27
 D24 KANSAS STATE W 62-33
 D29 vs. Valparaiso @Buffalo, NY W 48-39
 J 1 at St. Joseph's (Pa.) W 55-32
 J 3 at Long Island W 57-42
 J 5 at Washington (Mo.) W 48-39
 J 7 at Valparaiso W 51-49
 J12 UTAH* L 31-45
 J18 at BYU* W 41-36
 J19 at Utah* W 63-44
 J25 at Oklahoma State L 24-35
 J26 at Oklahoma State L 24-40
 F 1 at Colorado* W 56-46
 F 2 BYU* L 41-57
 F 6 at Denver* W 61-56
 F 9 UTAH STATE* W 45-30
 F15 DENVER* W 61-46
 F16 COLORADO STATE* W 64-43
 F22 FORT WARREN W 69-28
 F23 FORT WARREN W 45-40
 M 2 at Utah State* W 66-52
 M 8 COLORADO* W 50-46
 M 9 at Colorado State* W 55-41

1946-47

(22-6, 11-1 Skyline) Everett Shelton
 D 6 at Montana State W 52-40
 D 7 at Montana State W 56-50
 D13 IDAHO W 55-36
 D14 IDAHO W 36-31
 D16 ST. MARY'S (Ca.) W 37-35
 D17 WASHINGTON STATE W 36-35
 D18 WASHINGTON STATE W 45-35
 D26 vs. UCLA @Buffalo, NY L 41-54
 D28 at CCNY L 48-57
 J 1 at Temple L 44-51
 J 3 vs. Holy Cross @Cleveland W 58-57
 J 6 at Valparaiso W 68-55
 J14 COLORADO STATE* W 60-30

J18 at Utah State* W 43-34
 J24 at BYU* W 51-44
 J25 at Utah* L 42-50
 J27 at Denver* W 63-38
 J31 at Nevada W 51-49
 F 1 at Nevada W 49-42
 F 7 COLORADO* W 42-41
 F 8 UTAH STATE* W 60-45
 F14 DENVER* W 38-32
 F15 BYU* W 70-47
 M 1 UTAH* W 32-26
 M 7 at Colorado* W 46-36
 M 8 at Colorado State* W 52-38
 M21 vs. Texas+ L 40-42
 M22 vs. Oregon State+ L 46-63
 +NCAA Tournament

1947-48

(18-9, 6-4 Skyline) Everett Shelton
 D 5 vs. Eastern Washington @Billings W 62-35
 D 6 vs. Eastern Washington @Billings W 41-37
 D12 at Northern Colorado W 63-30
 D13 NORTHERN COLORADO W 57-40
 D18 at Tulane L 30-44
 D19 at Centenary College W 63-43
 D23 at Rice W 50-48
 D27 at SMU L 39-41
 D29 vs. Baylor @Oklahoma City L 29-36
 D30 vs. Hamline @Oklahoma City W 55-42
 D31 vs. Rice @Oklahoma City W 58-43
 J 9 MONTANA STATE W 58-41
 J10 MONTANA STATE W 54-39
 J17 at Colorado State* W 52-34
 J24 UTAH* L 31-38
 J26 BYU* L 39-45
 J30 NEVADA W 33-32
 J31 NEVADA W 53-36
 F 7 at BYU* L 42-57
 F13 at Denver* L 37-40
 F20 UTAH STATE* W 46-40
 F27 DENVER* W 46-44
 F28 COLORADO STATE* W 62-37
 M 5 at Utah State* W 39-27
 M 6 at Utah* W 41-37
 M19 vs. Kansas State+ L 48-58
 M20 vs. Washington+ L 47-57
 +NCAA Tournament

1948-49

(25-10, 15-5 Skyline) Everett Shelton
 D 3 at Montana State W 60-47
 D 4 at Montana State W 65-40
 D10 vs. Montana State @Logan W 78-43
 D11 vs. Montana @Logan W 78-51
 D17 WICHITA STATE W 64-42
 D18 WICHITA STATE L 38-42
 D20 at Oregon State L 50-55
 D21 at Oregon State W 53-52 (ot)
 D22 at Oregon W 56-51
 D23 at Oregon W 57-44
 D28 vs. North Carolina State @L.A. W 41-39
 D30 vs. Hamline @L.A. L 35-37
 D31 vs. Montana @L.A. W 54-42
 J10 UTAH* W 42-38
 J14 BYU* W 59-48
 J15 BYU* W 58-38
 J21 at #10 Utah* L 30-42
 J22 at #10 Utah* L 36-44
 J24 at BYU* L 42-54
 J28 at Colorado State* W 56-39
 J29 at Colorado State* W 53-41
 F 4 DENVER* W 44-34
 F 5 DENVER* W 47-42
 F11 COLORADO STATE* W 56-43
 F12 COLORADO STATE* W 39-29
 F14 #12 UTAH* W 45-36
 F18 at Utah State* W 66-55
 F19 at Utah State* W 45-31
 F21 at BYU* L 48-50
 F28 at Denver* L 34-37
 M 1 at Denver* W 35-34
 M 5 UTAH STATE* W 63-44

M 7 UTAH STATE* W 65-44
 M18 vs. #2 Oklahoma State+ L 39-40 (ot)
 M19 vs. Arkansas+ L 48-61
 +NCAA Tournament

1949-50

(25-11, 13-7 Skyline) Everett Shelton
 D 1 at Montana State W 42-39
 D 2 MONTANA STATE W 79-34
 D 3 MONTANA STATE W 48-32
 D 8 vs. Colorado State @Denver W 49-42
 D 9 vs. BYU @Denver L 54-57
 D10 vs. Utah @Denver L 55-63
 D16 IDAHO W 58-48
 D17 IDAHO W 58-40
 D19 EMPORIA STATE W 70-39
 D20 EMPORIA STATE W 54-43
 D23 WASHINGTON STATE W 43-37
 D27 vs. Texas @Oklahoma City W 44-35
 D28 vs. Arkansas @Oklahoma City W 40-26
 D29 at Oklahoma City L 35-36
 J 2 at Denver* L 44-54
 J 3 at Colorado State* W 41-38
 J 9 UTAH* W 63-42
 J13 BYU* W 46-39
 J14 BYU* W 53-27
 J20 at Colorado State* W 46-41
 J21 COLORADO STATE* W 56-45
 J27 at Utah* W 42-35
 J28 at Utah State* L 37-43
 J30 at Utah State* W 32-28
 F 6 UTAH* W 42-39
 F10 at Washington W 49-29
 F11 at Washington L 36-37
 F17 at Denver* L 33-45
 F18 UTAH STATE* W 48-42
 F20 UTAH STATE* W 59-33
 F24 DENVER* L 52-59
 F25 DENVER* W 61-39
 M 2 at Utah* L 30-39
 M 3 at BYU* L 44-55
 M 4 at BYU* L 52-70
 M 7 COLORADO STATE* W 50-41

1950-51

(26-11, 13-7 Skyline) Everett Shelton
 D 7 at Montana State W 55-53
 D 8 MONTANA STATE W 69-50
 D 9 MONTANA STATE W 72-51
 D14 at Colorado W 64-51
 D15 COLORADO W 63-51
 D18 NEW MEXICO W 74-56
 D19 NEW MEXICO W 58-37
 D22 OREGON W 88-57
 D23 OREGON W 73-55
 D28 vs. Colorado State @Denver W 62-50
 D29 vs. Utah State @Denver W 69-49
 D30 vs. Utah @Denver W 55-42
 J 8 BYU* L 57-61
 J12 at Colorado State* W 56-47
 J13 COLORADO STATE* W 77-58
 J15 UTAH* W 48-41
 J19 at BYU* L 58-64
 J20 at BYU* L 38-65
 J22 at Utah* L 39-45
 J26 COLORADO STATE* W 54-34
 J27 at Colorado State* L 38-62
 F 2 at Denver* W 55-46
 F 3 at Denver* W 42-38
 F 5 UTAH* W 47-36
 F 9 at Washington L 49-74
 F10 at Washington L 51-53
 F16 DENVER* L 47-60
 F17 UTAH STATE* W 55-54
 F19 UTAH STATE* W 58-51
 F26 #12 BYU* W 50-49
 M 2 at Utah State* W 69-52
 M 3 at Utah State* W 53-49
 M 5 at Utah* L 50-52
 M 7 DENVER* W 82-61
 M27 vs. Duquesne @Peoria, Ill. W 78-61
 M30 at #6 Bradley L 63-77
 M31 vs. Utah @Peoria, Ill. L 52-55



1951-52

(28-7, 13-1 Skyline)	Everett Shelton
D 6 at Montana State	W 55-48
D 7 MONTANA STATE	W 84-54
D 8 MONTANA STATE	W 82-54
D14 ST. MARY'S (Ca.)	W 78-69
D15 #11 INDIANA	L 55-57
D17 BAYLOR	W 51-45
D21 at Oregon	L 59-66
D22 at Oregon	W 78-71
D27 vs. Idaho @Oklahoma City	L 46-58
D28 vs. Alabama @Oklahoma City	W 61-53
D29 vs. San Francisco @Oklahoma City	W 64-48
J 4 ALBERTA	W 71-46
J 5 ALBERTA	W 71-49
J11 NEW MEXICO*	W 85-62
J12 UTAH STATE*	W 69-37
J17 at Utah State*	L 47-54
J19 at Montana*	W 71-51
J23 at Northern Colorado	W 74-62
J25 MONTANA*	W 81-50
J26 #17 UTAH*	W 55-36
J31 at Colorado State*	W 58-45
F 1 NORTHERN COLORADO	W 72-44
F 2 DENVER*	W 60-52
F 9 at New Mexico*	W 84-48
F15 at Utah*	W 64-47
F16 at BYU*	W 48-43
F22 #6 WASHINGTON	L 50-52
F23 #6 WASHINGTON	W 55-45
F29 COLORADO	W 69-39
M 1 BYU*	W 55-49
M 3 at Colorado	L 44-59
M 5 COLORADO STATE*	W 89-57
M 7 at Denver*	W 61-54
M21 vs. Oklahoma City+	W 54-48
M22 vs. Santa Clara+	L 53-56
+NCAA Tournament	

1952-53

(20-10, 12-2 Skyline)	Everett Shelton
D 4 at Montana State	W 74-50
D 5 at Montana State	W 61-43
D 6 MONTANA STATE	W 74-48
D12 at Seattle	L 55-63
D13 at Seattle	L 44-50
D20 MISSOURI	L 58-64
D22 OREGON	W 62-53
D23 OREGON	W 56-54
D29 vs. #14 Tulsa @Oklahoma City	W 58-48
D30 vs. Idaho @Oklahoma City	L 53-66
D31 at #16 Oklahoma City	L 40-49
J 2 NEW MEXICO*	W 77-72
J 3 DENVER*	W 73-46
J 9 UTAH STATE*	W 64-54
J10 MONTANA*	W 79-65
J15 at Denver*	W 62-39
J17 at New Mexico*	W 63-59
J23 at BYU*	L 42-71
J24 at Utah*	W 54-51
J28 at Northern Colorado	W 56-46
F 7 COLORADO STATE*	W 71-52
F14 at Utah State*	L 56-58
F16 at Montana*	W 69-60
F20 #12 OKLAHOMA CITY	W 49-45
F21 #12 OKLAHOMA CITY	L 49-60
F27 BYU*	W 63-59
F28 UTAH*	W 63-51
M 6 at Colorado State*	W 54-53
M13 vs. Santa Clara+	L 52-67
M14 vs. #14 Seattle+	L 64-80
+NCAA Tournament	

1953-54

(19-9, 10-4 Skyline)	Everett Shelton
D 3 at Montana State	W 62-53
D 4 MONTANA STATE	W 80-47
D 5 MONTANA STATE	W 87-45
D11 at Creighton	W 71-65
D12 at #8 Kansas State	L 69-76
D18 HARDIN-SIMMONS	W 68-49
D19 SAN FRANCISCO	W 63-54

D29 vs. Cincinnati @Oklahoma City	W 64-54
D30 vs. Santa Clara @Oklahoma City	L 51-59
D31 at #11 Oklahoma City	L 54-63
J 4 NEW MEXICO*	W 81-61
J 8 UTAH STATE*	W 65-54
J 9 MONTANA*	W 65-49
J12 at Northern Colorado	W 72-53
J16 at Denver*	W 64-59
J18 at New Mexico*	W 56-53
J23 #7 OKLAHOMA CITY	W 57-38
J28 at Utah State*	L 46-62
J30 at Montana*	W 68-53
F 5 at Colorado State*	L 43-47
F 9 DENVER*	L 49-60
F12 BYU*	W 63-47
F13 UTAH*	W 56-45
F19 at #16 Oklahoma City	L 40-52
F20 at St. Louis	L 55-71
F26 at Utah*	L 42-51
F27 at Utah*	W 59-58
M 5 COLORADO STATE*	W 52-44

1954-55

(17-9, 9-5 Skyline)	Everett Shelton
D 3 at Montana State	W 75-70
D 4 MONTANA STATE	W 77-63
D10 at Creighton	W 76-72
D11 at Kansas State	L 50-70
D15 OKLAHOMA STATE	W 50-43
D18 ST. LOUIS	W 74-68
D20 vs. Tulsa @Oklahoma City	L 64-69
D21 vs. Oklahoma State @Okla. City	W 52-50
D22 vs. #14 Wichita State @Okla. City	L 74-82
J 6 at Montana*	L 42-44
J 8 at Utah State*	W 65-60
J14 DENVER*	W 61-57
J15 NEW MEXICO*	W 72-56
J21 #10 UTAH*	L 51-67
J22 BYU*	W 68-60
J28 at Oklahoma City	L 47-67
J29 at Wichita State	W 73-70
F 4 OKLAHOMA CITY	W 61-56
F 5 at Colorado State*	L 49-55
F12 at Utah State*	W 68-48
F14 MONTANA*	W 72-37
F17 at New Mexico*	W 59-52
F20 at Denver*	W 82-60
F25 at #8 Utah*	L 57-75
F26 at BYU*	L 62-75
M 6 COLORADO STATE*	W 69-46

1955-56

(7-19, 5-9 Skyline)	Everett Shelton
D 2 at Montana State	L 59-68
D 3 MONTANA STATE	L 57-66
D 9 at Oregon State	L 46-53
D10 at Oregon State	W 52-51
D15 at #20 Oklahoma City	L 59-65
D16 at Oklahoma State	L 45-68
D23 at Michigan State	L 62-72
D27 at #12 George Washington	L 75-82
D29 at #8 Duke	L 54-71
D30 vs. Villanova @Raleigh, N.C.	W 69-68
D31 vs. Minnesota @Raleigh, N.C.	L 66-70
J 6 DENVER*	W 66-51
J 7 NEW MEXICO*	L 71-80
J13 at Utah State*	L 61-63
J14 at BYU*	L 48-74
J28 at Colorado State*	L 56-66
F 3 MONTANA*	W 93-69
F 4 UTAH*	W 59-54
F11 COLORADO STATE*	L 55-66
F13 KANSAS STATE	L 74-78
F17 UTAH STATE*	W 95-73
F18 BYU*	L 67-78
F24 at Denver*	L 74-80
F25 at New Mexico*	W 60-36
M 1 at Montana*	L 56-59
M 3 at Utah*	L 64-71

1956-57

(6-19, 4-10 Skyline)	Everett Shelton
D 1 OREGON STATE	L 65-68

D 7 at USC	L 71-72
D 8 at USC	L 64-67
D14 OKLAHOMA CITY	L 68-73
D15 #19 OKLAHOMA STATE	L 55-63
D18 ST. MARY'S (Ca.)	L 53-73
D21 at Nebraska Omaha	W 68-65
D22 at #14 Iowa State	L 57-85
D28 vs. Northwestern @Detroit	L 77-79
D29 vs. Boston @Detroit	W 72-60
J 4 at New Mexico*	W 67-65
J 7 at Denver*	L 56-74
J11 UTAH STATE*	W 86-78
J12 BYU*	L 71-82
J18 at Idaho State	L 59-69
J26 at Colorado State*	L 49-64
J31 at Montana*	L 60-64
F 2 at Utah*	L 70-80
F 9 COLORADO STATE*	W 65-56
F15 at Utah State*	L 62-76
F16 at BYU*	L 47-69
F22 NEW MEXICO*	W 56-42
F23 DENVER*	L 63-64 (ot)
M 1 MONTANA*	L 78-81
M 2 UTAH *	L 57-95

1957-58

(13-14, 10-4 Skyline)	Everett Shelton
D 3 at Wichita State	L 54-66
D 5 at Nebraska	L 66-77
D13 TULSA	W 74-61
D14 IOWA STATE	L 51-72
D18 at Oklahoma City	L 59-75
D20 at #16 Oklahoma State	L 50-55
D21 at Tulsa	L 51-57
D27 vs. Michigan @Albuquerque	W 88-76
D28 vs. Wisconsin @Albuquerque	W 93-65
J 4 at Colorado	L 51-66
J10 NEW MEXICO*	W 101-61
J11 DENVER*	W 68-56
J17 at Utah State*	W 71-70
J18 at BYU*	L 50-62
J24 OKLAHOMA CITY	L 71-89
J25 AIR FORCE	L 73-78
F 1 at Colorado State*	W 67-61
F 7 MONTANA*	W 68-62
F 8 UTAH*	W 64-63
F13 at Denver*	L 60-77
F15 at New Mexico*	W 61-52
F22 BYU*	W 74-46
F24 UTAH STATE*	W 72-68
M 1 COLORADO STATE*	W 70-62
M 6 at Utah*	L 74-81 (ot)
M 8 at Montana*	L 55-75
M12 vs. #18 Seattle+	L 51-88
+NCAA Tournament	

1958-59

(4-22, 1-13 Skyline)	Everett Shelton
D 2 at Tennessee	L 71-72
D 5 at Kent State	W 75-67
D 6 vs. Tennessee @Kent, Ohio	L 69-90
D12 REGIS	W 86-80
D17 at Vanderbilt	L 65-70
D19 vs. #13 Auburn @Birmingham	L 47-70
D20 vs. Texas A&M @Birmingham	L 64-74
D22 at Georgia Tech	L 78-110
D27 vs. Iowa @Corvallis, Ore.	L 74-82
D29 vs. Air Force @Corvallis, Ore.	W 55-50
J 8 at New Mexico State	L 59-75
J10 at New Mexico*	L 56-59
J16 UTAH STATE*	L 76-82
J17 BYU*	L 71-73
J23 at Denver*	L 48-74
J24 at Air Force	L 63-68
J31 at Colorado State*	L 60-78
F 5 at Montana*	L 61-73
F 7 at #16 Utah*	L 57-86
F13 DENVER*	L 39-74
F14 NEW MEXICO*	W 91-64
F20 at BYU*	L 43-78
F21 at Utah State*	L 56-79
F28 COLORADO STATE*	L 74-80 (ot)
M 6 #16 UTAH*	L 73-85
M 7 MONTANA*	L 65-85



ALL-TIME SCORES



William Strannigan
1960-73 (14 Seasons)
179-187 (.489) Overall Record
65-103 (.386) SLI/WAC Record

1959-60

(5-19, 2-12 Skyline)		William Strannigan	
D 4	at Montana State	L	59-69
D 5	at Montana State	L	53-76
D11	PEPPERDINE	W	75-68
D12	UTEP	W	67-53
D18	PACIFIC	W	59-50
D19	MICHIGAN STATE	L	72-82
D28	vs. Gonzaga @Pocatello	L	43-52
D29	at Idaho State	L	58-68
J 8	NEW MEXICO*	W	73-67
J 9	DENVER*	L	62-74
J15	at #12 Utah State*	L	60-88
J16	at BYU*	L	52-73
J23	AIR FORCE	L	53-57
J30	at Colorado State*	L	50-69
F 3	at Air Force	L	54-59 (ot)
F 5	MONTANA*	W	74-69
F 6	#7 UTAH*	L	71-93
F11	at Denver*	L	64-76
F13	at New Mexico*	L	51-64
F19	BYU*	L	70-75
F20	#7 UTAH STATE*	L	67-81
F27	COLORADO STATE*	L	63-64
M 3	at #6 Utah*	L	61-68
M 5	at Montana*	L	67-82

1960-61

(7-18, 3-11 Skyline)		William Strannigan	
D 1	WICHITA STATE	L	63-70
D 3	SOUTH DAKOTA	W	78-58
D 9	OREGON	W	62-47
D10	BAYLOR	W	58-52
D17	at Iowa	L	67-78
D19	at Drake	L	54-75
D29	at #6 Duke	L	59-86
D30	vs. Wake Forest @Raleigh	L	66-87
D31	vs. Maryland @Raleigh	L	77-84
J 5	at Denver*	L	66-81
J 7	at New Mexico*	L	64-71
J13	UTAH STATE*	W	86-73
J14	BYU*	W	79-71
J18	at Air Force	W	61-60 (ot)
J21	AIR FORCE	L	59-70
J28	at Colorado State*	L	55-73
F 2	at Montana*	L	61-72
F 4	at Utah*	L	71-83
F10	at Denver*	L	60-69
F11	NEW MEXICO*	W	72-62
F17	at BYU*	L	80-89
F18	at Utah State*	L	61-73
F25	COLORADO STATE*	L	38-61
M 3	UTAH*	L	69-83
M 4	MONTANA*	L	55-64

1961-62

(9-17, 3-11 Skyline)		William Strannigan	
D 2	at Wichita State	L	54-78
D 8	HARDIN-SIMMONS	W	73-52
D 9	OKLAHOMA CITY	W	82-66
D15	at Montana State-Billings	W	101-62
D16	at Montana State	L	67-76
D20	NEBRASKA	W	71-70
D22	#6 USC	L	54-76
D26	vs. #3 Duquesne @Philadelphia	L	47-64
D28	vs. Niagara @Philadelphia	W	69-59
D30	vs. Holy Cross @Philadelphia	L	69-83
J 5	DENVER*	W	59-54
J 6	NEW MEXICO*	L	73-84
J12	at BYU*	L	63-73
J13	at Utah State*	L	59-72
J17	at Air Force	L	39-51

J20	AIR FORCE	W	67-66 (ot)
J26	at Colorado State*	L	50-56
F 2	UTAH*	L	81-84
F 3	MONTANA*	W	72-64
F 8	at Denver*	L	87-92 (ot)
F10	at New Mexico*	L	74-81
F16	UTAH STATE*	L	65-78
F17	BYU*	W	87-71
F24	COLORADO STATE*	L	54-58
M 1	at Montana*	L	72-78
M 3	at #10 Utah*	L	75-94

1962-63

(11-15, 3-7 WAC)		William Strannigan	
D 1	WICHITA STATE	L	72-83
D 8	NORTH DAKOTA STATE	W	94-77
D10	at Kansas	L	57-75
D14	SOUTH DAKOTA STATE	W	77-58
D15	DRAKE	W	51-47
D21	at Stanford	L	62-81
D22	at California	L	55-60
D26	vs. Creighton @Oklahoma City	W	80-74
D28	at Oklahoma City	W	65-64
D29	vs. #3 Loyola-Chicago @Okla. City	L	82-93
J 4	at Colorado State	L	70-91
J 5	at Air Force	L	65-78
J11	NEW MEXICO*	L	49-53
J12	COLORADO STATE	L	69-75
J17	ARIZONA*	W	84-72
J19	#4 ARIZONA STATE*	W	88-81
F 1	DENVER	W	87-72
F 2	AIR FORCE	W	70-68
F 8	at Utah*	L	73-104
F 9	at BYU*	L	77-89
F14	at Denver	W	78-71
F16	at New Mexico*	W	55-54
F22	at #4 Arizona State*	L	72-82
F23	at Arizona*	L	63-84
F28	BYU*	L	76-80
M 1	UTAH*	L	90-92

1963-64

(12-14, 3-7 WAC)		William Strannigan	
N30	at #5 Wichita State	L	67-82
D 2	at Nebraska	L	72-79
D 6	OKLAHOMA CITY	W	96-90
D 7	TEXAS TECH	W	100-91
D13	at Washington	W	74-61
D14	at Oregon	W	88-81
D21	COLORADO	L	74-80
D26	vs. Houston @Oklahoma City	W	75-72 (ot)
D27	at Oklahoma City	L	86-99
D28	vs. Texas A&M @Oklahoma City	L	87-99
J10	at Utah*	L	75-76
J11	at BYU*	L	91-96
J16	ARIZONA STATE*	W	87-82
J18	ARIZONA*	W	71-69
J25	DENVER	W	65-56
F 1	at Air Force	W	62-59 (ot)
F 7	COLORADO STATE	L	56-66
F 9	at Colorado State	L	68-73
F13	at Denver	W	77-68
F15	at New Mexico*	L	65-74
F21	at Arizona*	L	69-81
F22	at Arizona State*	L	80-89
F28	NEW MEXICO*	L	63-64
F29	AIR FORCE	W	99-75
M 5	UTAH*	W	92-77
M 6	BYU*	L	90-96

1964-65

(16-10, 5-5 WAC)		William Strannigan	
D 3	NEBRASKA	W	94-68
D 5	WEBER STATE	W	89-75
D 7	MONTANA	W	94-66
D11	at Oklahoma City	L	90-99
D12	at Texas Tech	L	87-98
D16	at Colorado	L	63-68
D21	IDAHO STATE	W	101-64
D26	at California	W	75-74
D28	at Stanford	L	75-88
J 7	ARIZONA*	L	60-62 (ot)
J 9	ARIZONA STATE*	W	105-82

J14	DENVER	W	81-76
J16	at New Mexico*	W	81-74
J22	at Denver	W	105-92
J23	COLORADO STATE	W	77-68
J29	SAN JOSE STATE	W	92-70
J30	at Air Force	W	75-62
F 6	at Colorado State	L	77-82
F11	BYU*	L	94-96
F13	UTAH*	W	111-102
F19	at Arizona*	L	77-78
F20	at Arizona State*	L	88-95
F26	#10 NEW MEXICO*	W	83-65
F27	AIR FORCE	W	74-71
M 5	at #10 BYU*	L	87-102
M 6	at Utah*	W	107-102

1965-66

(17-9, 5-5 WAC)		William Strannigan	
D 3	vs. Air Force @Denver, Colo.	W	74-66
D 4	at Colorado State	L	69-75
D 9	NORTHERN MICHIGAN	W	112-105
D16	at Idaho State	W	104-93
D18	at Montana	W	77-69
D20	NORTH DAKOTA STATE	W	97-63
D23	#2 ST. JOSEPH'S (Pa.)	W	99-92
D27	vs. Rhode Island @Oklahoma City	L	101-107
D29	vs. Bowling Green @Oklahoma City	W	105-70
D30	Xavier	L	86-90
J 6	at Denver	W	90-88
J 8	at New Mexico*	L	57-69
J13	UTAH*	L	91-93 (ot)
J15	#7 BYU*	W	107-101
J22	COLORADO STATE	W	70-55
J28	NEW MEXICO STATE	W	113-80
F 4	at Arizona State*	W	78-77
F 5	at Arizona*	L	70-76
F11	DENVER	W	89-69
F12	at Colorado State	L	68-75
F18	NEW MEXICO*	W	104-85
F19	at Air Force	W	88-74
F25	at Utah*	L	103-107
F26	at BYU*	L	90-98
M 3	ARIZONA STATE*	W	120-85
M 5	ARIZONA*	W	104-66

1966-67

(15-14, 8-2 WAC)		William Strannigan	
D 3	at Oklahoma State	L	64-73
D 7	NEBRASKA	W	102-98
D 9	TULSA	L	87-91 (ot)
D10	NEW MEXICO STATE	W	77-63
D16	CENTRAL MISSOURI	W	78-56
D19	TEXAS TECH	W	67-57
D21	at UNLV	L	74-91
D23	at Cal-Santa Barbara	L	70-86
D29	vs. Xavier @Seattle	L	92-96
D30	vs. Baylor @Seattle	L	83-93
J 7	DENVER	L	70-75
J13	#3 NEW MEXICO*	W	86-76
J14	COLORADO STATE	W	75-72 (ot)
J20	at BYU*	L	75-97
J21	at Utah*	L	83-93
J28	AIR FORCE	L	66-70
F 2	ARIZONA*	W	75-73
F 4	ARIZONA STATE*	W	97-78
F10	at Air Force	L	60-61
F11	at Colorado State	L	57-69
F17	at Arizona State*	W	78-72
F18	at Arizona*	W	68-59
F23	UTAH*	W	52-49
F25	BYU*	W	67-56
M 2	at Denver	W	64-62
M 4	at New Mexico*	W	65-64
M11	vs. BYU @Salt Lake	W	70-63
M17	vs. #1 UCLA+	L	60-109
M19	vs. #10 UTEP+	L	67-69

+NCAA Tournament



1967-68

(18-9, 5-5 WAC)	William Strannigan	
D 2 UNLV	W	120-87
D 4 SACRAMENTO STATE	W	94-49
D 8 OKLAHOMA STATE	W	72-62
D 9 IDAHO STATE	W	115-96
D13 DENVER	W	107-75
D18 at Tulsa	L	58-72
D19 at Oklahoma	W	82-71
D23 at Nebraska	L	74-82
D27 at USC	W	79-78
D29 vs. Iowa @Los Angeles	W	94-87 (2ot)
D30 at #1 UCLA	L	71-104
J 6 at Denver	W	107-96
J13 at #9 New Mexico*	L	65-81
J18 BYU*	W	81-70
J20 #5 UTAH*	W	81-72
J26 at Colorado State	W	84-68
J27 at Air Force	W	95-91 (ot)
F 2 at Arizona*	W	90-85
F 3 at Arizona State*	L	91-92
F10 COLORADO STATE	W	74-67
F16 at Utah*	L	89-97
F17 at BYU*	L	77-101
F22 ARIZONA STATE*	W	91-86
F24 ARIZONA*	W	74-69
M 1 #7 NEW MEXICO*	L	62-75
M 2 AIR FORCE	W	114-83
M13 vs. Villanova#	L	66-77
#NIT Tournament		

1968-69

(19-9, 6-4 WAC)	William Strannigan	
N30 UTAH STATE	W	113-88
D 7 PACIFIC	W	105-82
D13 at Utah State	W	89-72
D14 at Idaho State	W	84-75
D16 STANFORD	W	87-73
D20 CAL-SANTA BARBARA	W	92-69
D21 OKLAHOMA	W	86-43
D27 vs. LSU @Oklahoma City	L	78-84
D28 vs. Tulane @Oklahoma City	W	104-87
D30 vs. Texas A&M @Oklahoma City L	W	81-83
J10 NEW MEXICO*	W	70-68
J17 at BYU*	L	78-89
J18 at Utah*	L	77-79
J24 DENVER	W	110-92
J25 COLORADO STATE	L	68-78
J31 at Colorado State	W	76-74
F 1 at Air Force	W	74-68
F 6 ARIZONA*	W	73-72
F 8 ARIZONA STATE*	W	75-63
F13 at Denver	W	99-84
F15 at New Mexico*	L	63-65
F17 AIR FORCE	W	78-60
F20 at Arizona State*	L	79-86
F22 at Arizona*	W	68-67 (ot)
F27 UTAH*	W	82-64
M 1 BYU*	W	79-69
M 5 vs. BYU @Phoenix	L	82-95
M15 vs. Army#	L	49-51
#NIT Tournament		

1969-70

(19-7, 9-5 WAC)	William Strannigan	
D 5 SOUTH DAKOTA STATE	W	106-61
D 6 NORTH TEXAS	W	94-82
D 9 CAL STATE-FULLERTON	W	88-68
D12 at Denver	W	72-71
D13 at Air Force	W	70-67
D19 SAN JOSE STATE	W	88-81
D20 DENVER	W	74-66
J 2 at Baylor	L	79-86
J 3 at Texas Tech	W	63-62
J 8 NEW MEXICO*	W	92-74
J10 UTEP*	L	70-80
J15 at Colorado State*	W	88-87
J17 COLORADO STATE*	W	79-77
J23 at Stanford	W	84-74
J24 at #1 UCLA	L	77-115
J29 at Arizona State*	W	89-79
J31 at Arizona*	L	70-81

F 5 UTAH*	W	98-85
F 7 BYU*	W	98-73
F12 at UTEP*	L	80-88
F14 at New Mexico*	L	85-90
F19 at BYU*	W	73-71
F21 at Utah*	L	82-113
F26 ARIZONA*	W	93-74
F28 ARIZONA STATE*	W	112-94
M 2 AIR FORCE	W	77-73

1970-71

(10-15, 6-8 WAC)	William Strannigan	
D 1 NEBRASKA	L	63-68
D 4 DENVER	W	82-76
D 5 REGIS	L	79-81
D11 at San Jose State	W	76-58
D12 at Pacific	L	69-84
D18 at Denver	L	80-90
D21 vs. California @Ann Arbor	W	72-71
D22 at Michigan	L	76-94
J 2 at Iowa	L	84-87
J 7 ARIZONA STATE*	W	89-81
J 9 ARIZONA*	W	91-65
J15 at Utah*	L	74-93
J17 at BYU*	L	68-82
J20 NORTHWEST MISSOURI	W	74-59
J23 at Colorado State*	L	51-74
J29 NEW MEXICO*	W	74-59
J30 UTEP*	W	69-67 (ot)
F 6 COLORADO STATE*	L	78-88
F12 at Arizona*	L	81-98
F13 at Arizona State*	L	76-81
F19 BYU*	W	78-72
F20 UTAH*	L	79-83
F25 at UTEP*	L	65-66
F26 at New Mexico*	W	91-80
M 3 AIR FORCE	L	71-81

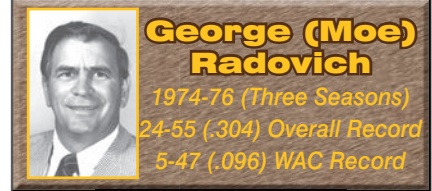
1971-72

(12-14, 3-11 WAC)	William Strannigan	
D 1 at Nebraska	L	63-81
D 3 IDAHO STATE	W	90-79
D 4 at Denver	W	72-69
D 7 MONTANA	W	88-75
D 9 at TCU	L	79-84
D11 at North Texas	L	76-94
D17 DENVER	W	78-74
D18 NORTHERN COLORADO	W	86-64
D27 vs. Idaho State @Logan	W	93-84
D28 at Utah State	W	92-85
J 7 UTEP*	L	59-67
J 8 NEW MEXICO*	W	69-62
J14 at Arizona State*	L	67-81
J15 at Arizona*	L	66-75
J22 COLORADO STATE*	L	66-68
J24 CREIGHTON	W	76-65
J27 UTAH*	L	58-61
J29 #13 BYU*	W	74-101
F 5 at Colorado State*	L	70-80
F10 at New Mexico*	L	64-76
F12 at UTEP*	L	51-73
F18 ARIZONA*	W	71-55
F19 ARIZONA STATE*	W	68-65
F25 at #7 BYU*	L	56-70
F26 at Utah*	L	47-70
M 1 at Air Force	W	68-61

1972-73

(9-17, 4-10 WAC)	William Strannigan	
D 1 NEBRASKA	W	65-59
D 2 DENVER	W	67-62
D 9 NORTHERN COLORADO	W	82-67
D14 at Idaho State	L	51-70
D16 at Montana	L	49-58
D21 FRESNO STATE	W	80-59
D28 vs. TCU @Corvallis, Ore.	W	54-53
D29 at Oregon State	L	56-81
D30 at Oregon	L	47-60
J 5 at Utah*	W	76-68
J 6 at #15 BYU*	L	58-62
J 9 at Denver	L	51-63
J13 at Creighton	L	69-79
J20 at Colorado State*	L	59-61

J26 #19 NEW MEXICO*	L	56-70
J27 UTEP*	W	61-58
F 1 at Arizona*	L	69-87
F 3 at Arizona State*	L	62-91
F 9 BYU*	L	54-67
F10 UTAH*	W	61-59
F17 COLORADO STATE*	L	54-60
F22 at UTEP*	L	54-64
F23 at #15 New Mexico*	W	61-60
F28 AIR FORCE	L	45-57
M 2 ARIZONA STATE*	L	59-80
M 3 ARIZONA*	L	82-84



1973-74

(4-22, 0-14 WAC)	George (Moe) Radovich	
D 1 at Nebraska	L	62-70
D 3 IDAHO STATE	L	78-79 (ot)
D 7 NORTHERN COLORADO	W	83-74
D 8 DENVER	W	95-75
D13 at Cal-Santa Barbara	L	67-91
D15 at Fresno State	L	66-75
D22 IOWA	W	86-79
D28 at #1 UCLA	L	58-86
D29 vs. San Francisco @L.A.	L	66-98
J 3 #15 ARIZONA*	L	77-93
J 4 ARIZONA STATE*	L	69-91
J10 at Denver	L	70-76
J11 UTAH STATE	W	73-67
J15 at Air Force	L	56-64
J19 COLORADO STATE*	L	46-57
J25 at #19 New Mexico*	L	68-91
J26 at UTEP*	L	38-68
J31 UTAH*	L	74-99
F 2 BYU*	L	75-78 (ot)
F 8 at Arizona State*	L	54-92
F 9 at Arizona*	L	68-78
F16 at Colorado State*	L	67-76
F22 UTEP*	L	74-77 (ot)
F23 NEW MEXICO*	L	67-78
F28 at BYU*	L	62-74
M 2 at Utah*	L	90-97

1974-75

(10-16, 3-11 WAC)	George (Moe) Radovich	
N30 EVANSVILLE	W	96-71
D 5 CAL STATE-NORTHRIDGE	W	71-63
D 7 CHAPMAN	W	81-56
D 9 at Idaho State	L	66-72
D14 DENVER	W	86-70
D20 DOANE	W	89-61
D26 vs. Charlotte @Oklahoma City	L	65-78
D28 vs. Xavier @Oklahoma City	W	60-57
D29 vs. Pacific @Oklahoma City	L	61-68
J 4 AIR FORCE	W	70-59
J10 at New Mexico*	L	62-79
J11 at UTEP*	L	41-66
J14 at Denver	L	82-98
J18 at Colorado State*	L	60-78
J24 #13 ARIZONA*	W	65-61
J25 #10 ARIZONA STATE*	L	67-79
J28 at Utah State	L	69-84
F 7 at Utah*	L	64-81
F 8 at BYU*	L	73-75
F14 UTEP*	L	43-64
F15 NEW MEXICO*	W	63-59
F22 COLORADO STATE*	W	65-61
F28 at #9 Arizona State*	L	76-94
M 1 at #19 Arizona*	L	74-92
M 7 BYU*	L	64-67
M 8 UTAH*	L	63-67

ALL-TIME SCORES

1975-76

(10-17, 2-12 WAC)		George (Moe) Radovich	
N29	WESTERN STATE	W	100-52
D 1	CAL STATE-HAYWARD	W	94-59
D 3	LOYOLA MARYMOUNT	W	77-71
D 5	#20 WASHINGTON	L	69-76
D 8	DENVER	W	84-78
D13	at Pacific	L	56-78
D19	CAL-SANTA BARBARA	W	57-49
D20	FRESNO STATE	W	78-54
D26	at Detroit	L	66-74
D27	vs. George Washington @Detroit	L	55-57
J 5	at Air Force	L	52-53
J 9	UTEP*	L	45-49
J10	NEW MEXICO*	L	53-54 (ot)
J14	at Northern Colorado	W	90-68
J19	at Denver	W	77-73
J24	COLORADO STATE*	L	41-51
J30	at Arizona State*	L	67-70
J31	at Arizona*	L	57-64
F 6	BYU*	L	80-94
F 7	UTAH*	L	69-87
F13	at New Mexico*	L	51-57
F14	at UTEP*	L	55-62
F21	at Colorado State*	L	57-61
F27	ARIZONA*	L	66-74
F28	ARIZONA STATE*	W	84-72
M 5	at Utah*	W	64-61
M 6	at BYU*	L	60-82



Don DeVoe
1977-78 (Two Seasons)
29-25 (.537) Overall Record
11-17 (.392) WAC Record

1976-77

(17-10, 8-6 WAC)		Don DeVoe	
N27	at Fresno State	L	71-88
D 2	NORTHERN COLORADO	W	80-58
D11	TEXAS TECH	L	56-66
D15	EASTERN WASHINGTON	W	75-66
D16	CAL-SAN DIEGO	W	86-58
D18	WHITTIER	W	100-78
D29	vs. Montana St.-Billings @Pocatello	W	82-45
D30	at Idaho State	L	65-68
J 3	ADAMS STATE	W	93-67
J 7	PACIFIC	W	56-54
J 8	DENVER	L	85-88 (ot)
J14	at Utah*	L	76-84
J15	at BYU*	L	64-97
J18	at Denver	W	74-62
J22	at Colorado State*	W	74-64 (ot)
J28	#16 ARIZONA*	W	69-68
J29	ARIZONA STATE*	W	92-88
F 3	at UTEP*	W	62-59 (ot)
F 5	at New Mexico*	L	78-93
F10	BYU*	L	72-82
F12	UTAH*	W	94-88
F15	AIR FORCE	W	70-61
F19	COLORADO STATE*	W	65-63
F24	at Arizona State*	L	93-107
F26	at #20 Arizona*	L	63-88
M 3	NEW MEXICO*	W	82-64
M 5	UTEP*	W	60-59

1977-78

(12-15, 3-11 WAC)		Don DeVoe	
N26	CHADRON STATE	W	91-68
N28	COLORADO MESA	W	73-65
D 5	at Oregon State	L	69-79
D 7	at Washington	L	64-69
D10	DENVER	W	86-77
D17	EASTERN WASHINGTON	W	100-69
D19	MONTANA STATE-BILLINGS	W	105-81
D28	vs. Long Beach State @Toledo	W	85-70
D29	at Toledo	L	79-100
J 3	SACRAMENTO STATE	W	106-88

J 4	at Denver	W	67-66
J 9	ROOSEVELT	W	100-62
J12	BYU*	W	89-82
J14	UTAH*	L	63-71
J17	at Air Force	L	65-68
J21	COLORADO STATE*	L	63-79
J27	at Arizona State*	L	62-66
J28	at Arizona*	L	75-99
F 2	#10 NEW MEXICO*	L	91-94
F 4	UTEP*	W	77-74 (ot)
F 9	at Utah*	L	73-95
F11	at BYU*	L	56-76
F18	at Colorado State*	L	70-82
F24	ARIZONA*	W	78-73
F25	ARIZONA STATE*	L	89-90
M 2	at UTEP*	L	55-62
M 4	at #8 New Mexico*	L	74-93



Jim Brandenburg
1979-87 (Nine Seasons)
176-97 (.645) Overall Record
87-51 (.630) WAC Record

1978-79

(15-12, 5-7 WAC)		Jim Brandenburg	
N27	OREGON STATE	L	56-71
N29	TEXAS WESLEYAN	W	78-66
D 2	PHILLIPS	W	83-59
D 4	AUGUSTANA (S.D.)	W	88-58
D 9	at Texas Tech	W	68-65
D16	FORT LEWIS	W	75-52
D20	ADAMS STATE	W	101-63
D27	at Oregon	L	68-72
D29	vs. Washington @Portland	L	74-85
D30	vs. Seattle @Portland	L	64-66
J 3	AIR FORCE	W	66-54
J 6	SIU-Edwardsville	W	99-66
J12	SAN DIEGO STATE*	W	78-71
J13	UNLV	W	84-70
J18	at UTEP*	L	68-71
J20	at New Mexico*	L	64-72
J25	UTAH*	L	60-64
J27	BYU*	W	71-69 (ot)
J29	DENVER	W	83-68
F 2	at Colorado State*	L	42-45
F 4	at UNLV	L	76-93
F10	at San Diego State*	L	71-79
F15	NEW MEXICO*	W	66-63 (ot)
F17	UTEP*	W	28-27
F22	at BYU*	L	73-78
F24	at Utah*	L	52-58 (ot)
M 3	COLORADO STATE*	W	70-65

1979-80

(18-10, 8-6 WAC)		Jim Brandenburg	
N30	MISSISSIPPI VALLEY STATE	W	121-62
D 1	SOUTH DAKOTA	L	72-73
D 4	at Stanford	L	52-54
D 8	at Air Force	W	73-68
D10	CONCORDIA (Minn.)	W	98-56
D13	U.S. INTERNATIONAL	W	73-56
D17	WISCONSIN-SUPERIOR	W	106-69
D19	BOISE STATE	W	72-53
D21	FORT LEWIS	W	104-54
D27	vs. St. Francis (NY) @Oklahoma City	W	59-52
D28	vs. Oklahoma @Oklahoma City	L	56-70
D29	vs. North Texas @Oklahoma City	W	79-59
J 3	at Hawaii*	W	62-57
J 5	at San Diego State*	L	57-65
J10	NEW MEXICO*	W	78-58
J12	UTEP*	L	47-51
J18	at #18 BYU*	W	56-53
J19	at Utah*	L	39-54
J31	SAN DIEGO STATE*	W	79-58
F 2	HAWAII*	W	89-67
F 7	at UTEP*	L	50-51
F 9	at New Mexico*	W	68-54

F13	at UNLV	L	64-66
F21	UTAH*	W	62-60
F23	#14 BYU*	L	30-39
F27	UNLV	W	71-70
M 1	COLORADO STATE*	L	49-51
M 3	at Colorado State*	W	67-64 (ot)

1980-81

(24-6, 13-3 WAC)		Jim Brandenburg	
N28	at Nebraska	W	62-59 (ot)
D 2	MIDWESTERN STATE	W	87-61
D 4	STANFORD	W	73-51
D 6	ADAMS STATE	W	101-67
D11	at Boise State	W	76-51
D13	at USC	L	57-59
D16	WESTERN MONTANA	W	79-45
D19	vs. Oklahoma @Houston	W	98-77
D20	at Houston	L	61-70
D29	ILLINOIS-CHICAGO	W	99-47
J 2	at San Diego State*	W	69-51
J 5	at Hawaii*	W	71-66 (ot)
J 9	UTEP*	W	44-42
J10	NEW MEXICO*	W	91-54
J17	at Colorado State*	W	85-54
J23	at #14 Utah*	L	53-55
J24	at #18 BYU*	L	70-84
J27	UNLV	W	71-66
J31	AIR FORCE*	W	69-45
F 5	HAWAII*	W	77-58
F 7	SAN DIEGO STATE*	W	102-57
F12	at New Mexico*	L	56-57
F14	at UTEP*	W	63-58
F21	COLORADO STATE*	W	68-40
F26	#15 BYU*	W	86-84 (2ot)
F28	#7 UTAH*	W	53-50
M 6	at Air Force*	W	46-38
M 7	at UNLV	W	97-70
M12	vs. Howard+	W	78-43
M14	vs. #19 Illinois+	L	65-67

1981-82

(23-7, 14-2 WAC)		Jim Brandenburg	
N27	NEBRASKA	W	62-48
N28	PORTLAND	W	63-47
N30	MIDWESTERN STATE	W	71-48
D 4	vs. Canisius @Columbia, Mo.	W	73-40
D 5	at #16 Missouri	L	54-64
D10	at Colorado	L	73-75
D12	CAL POLY-POMONA	W	88-50
D18	vs. California @Tenn.	L	75-77 (ot)
D19	American	W	71-63
D21	FORT LEWIS	W	81-48
D29	ILLINOIS-CHICAGO	W	73-53
J 2	COLORADO STATE*	W	51-31
J 7	UTAH*	W	75-49
J 9	BYU*	W	61-42
J13	at Air Force*	W	54-40
J15	at UNLV	L	58-69
J21	SAN DIEGO STATE*	W	77-64
J23	at BYU*	W	27-25
J25	HAWAII*	W	87-61
J29	at UTEP*	L	45-51
J30	at New Mexico*	W	75-65
F 6	at Utah*	W	66-51
F11	NEW MEXICO*	W	56-45
F13	UTEP*	L	37-45
F20	AIR FORCE*	W	59-29
F27	at Colorado State*	W	63-57
M 4	at Hawaii*	W	39-37
M 6	at San Diego State*	W	66-64 (ot)
M11	vs. USC+	W	61-58
M13	vs. #6 Georgetown+	L	43-51



1982-83

(16-13, 8-8 WAC)	Jim Brandenburg		
N16 POLAND (exh.)	W	79-57	
N27 vs. Tulane @Memphis	L	38-52	
N28 at #6 Memphis	L	45-71	
N30 REGIS	W	80-41	
D 4 USC	L	55-56	
D 7 SOUTH DAKOTA	W	83-51	
D10 vs. UNC-Wilmington @Indiana	W	52-42	
D11 at #6 Indiana	L	65-78	
D18 at Nebraska	L	57-68	
D22 vs. CSU-Pueblo%	W	100-67	
D23 vs. Midwestern State%	W	68-42	
D28 COLORADO	W	74-57	
D30 U.S. INTERNATIONAL	W	74-58	
J 5 at Illinois-Chicago	W	73-69 (ot)	
J15 at New Mexico*	L	71-76	
J17 at UTEP*	L	54-59	
J20 UTAH*	W	65-49	
J22 BYU*	L	64-82	
J27 at Hawai'i*	L	63-65	
J29 at San Diego State*	L	57-64	
F 5 at Colorado State*	L	48-50	
F 7 AIR FORCE*	W	74-44	
F12 UTEP*	W	74-58	
F14 NEW MEXICO*	W	64-58	
F17 at Utah*	W	65-47	
F24 SAN DIEGO STATE*	W	66-56	
F26 HAWAII*	L	55-57	
M 3 at Air Force*	W	51-47	
M10 COLORADO STATE*	W	49-39	
M12 at BYU*	L	41-54	
%Games at Casper			

1983-84

(17-13, 9-7 WAC)	Jim Brandenburg		
N15 CZECHOSLOVAKIA (exh.)	L	77-80	
D 2 GREEN BAY	W	87-45	
D 3 LONG BEACH STATE	W	69-60	
D 8 at Boise State	L	52-66	
D10 at Portland	W	61-59 (ot)	
D16 at #2/1 Kentucky	L	40-66	
D17 vs. VCU @Kentucky	L	57-70	
D20 NEBRASKA	L	64-67	
D27 vs. Northern Arizona%	W	65-55	
D28 vs. Loyola Marymount%	W	69-51	
J 3 DENVER	W	60-46	
J 5 at Colorado	L	63-70	
J 7 FORT LEWIS	W	84-50	
J14 at Colorado State*	W	69-63	
J16 AIR FORCE*	W	63-42	
J21 #5 UTEP*	L	46-54	
J23 NEW MEXICO*	L	38-40	
J26 at BYU*	L	61-74	
J28 at Utah*	L	57-58	
F 2 HAWAII*	W	73-64	
F 8 SAN DIEGO STATE*	W	83-73 (ot)	
F 9 COLORADO STATE*	W	67-51	
F13 at Air Force*	W	59-49	
F16 at New Mexico*	L	54-62	
F18 at #10/10 UTEP*	L	66-73 (ot)	
F23 UTAH*	W	75-60	
F25 BYU*	W	56-55	
F28 at Hawai'i*	L	67-68	
M 1 at San Diego State*	W	65-64	
M 7 COLORADO STATES	W	40-36	
M 9 at #9 UTEP\$	L	55-62	
%Cowboy Shootout at Casper			
\$WAC Tournament			

1984-85

(15-14, 7-9 WAC)	Jim Brandenburg		
N12 CHINA (exh.)	W	85-68	
N30 SOUTH DAKOTA	W	91-74	
D 1 SEATTLE PACIFIC	W	93-74	
D 4 at USC	L	57-67	
D 8 LONG BEACH STATE	W	73-49	
D10 at Nebraska	L	65-79	
D14 COLORADO	W	72-68	
D15 HARDIN-SIMMONS	W	51-44	
D21 OREGON	W	60-58	
D22 BOISE STATE	L	55-57	

D29 vs. Baylor%	W	86-84	
D30 vs. Temple%	L	60-66	
J 3 SAN DIEGO STATE*	L	57-60	
J 5 HAWAII*	W	68-63	
J10 at New Mexico*	L	37-50	
J12 at UTEP*	L	59-77	
J16 at Air Force*	W	77-75 (ot)	
J19 UTAH*	W	69-60 (ot)	
J24 at BYU*	L	65-78	
J25 at Utah*	W	70-62	
J31 COLORADO STATE*	W	54-53	
F 1 UTEP*	W	65-62	
F 7 at Hawai'i*	L	50-68	
F 9 at San Diego State*	L	70-79	
F15 CSU-Pueblo	W	59-47	
F21 AIR FORCE*	L	49-52	
F22 at Colorado State*	L	68-83	
F28 BYU*	W	78-66	
M 2 NEW MEXICO*	L	78-83	
M 4 at Utah\$	L	60-61	
%Cowboy Shootout at Casper			
\$WAC Tournament			

1985-86

(24-12, 12-4 WAC)	Jim Brandenburg		
N8 NOSSO CLUB LIMERIA (exh.)	W	79-52	
N22 CAL STATE-NORTHRIDGE	W	86-49	
N23 NORTHERN COLORADO	W	83-64	
N30 NEBRASKA	L	53-64	
D 7 at Colorado	L	71-74	
D 9 USC	W	89-79	
D12 HARDIN-SIMMONS	W	79-70	
D14 at Oregon	L	59-81	
D21 at Idaho State	L	62-70	
D23 at Weber State	L	71-76	
D27 vs. Missouri State%	W	64-59	
D28 vs. Illinois State%	W	71-48	
J 4 at #18 Louisville	L	62-94	
J 9 NEW MEXICO*	L	45-47	
J11 #15 UTEP*	W	63-62 (ot)	
J16 AIR FORCE*	W	58-53	
J18 UTAH*	W	94-79	
J25 at Hawai'i*	W	78-63	
J27 at San Diego State*	L	82-88	
J30 HAWAII*	W	77-58	
F 1 at Colorado State*	W	68-66	
F 6 at #17 UTEP*	L	58-72	
F 8 at New Mexico*	W	67-65	
F13 SAN DIEGO STATE*	W	89-71	
F15 at Air Force*	W	62-42	
F20 BYU*	W	66-56	
F22 COLORADO STATE*	W	77-70	
F27 at Utah*	L	72-74	
M 1 at BYU*	W	65-62	
M 6 AIR FORCE\$	W	67-65	
M 7 NEW MEXICO\$	W	56-54	
M 8 UTEP\$	L	64-65	
M13 TEXAS A&M#	W	79-70	
M17 LOYOLA MARYMOUNT#	W	99-90	
M20 CLEMSON#	W	62-57	
M24 vs. Florida# @New York	W	67-58	
M26 vs. Ohio State# @New York	L	63-73	
%Cowboy Shootout at Casper			
\$WAC Tournament			
#NIT Tournament			

1986-87

(24-10, 11-5 WAC)	Jim Brandenburg		
N22 BOSNA CLUB (exh.)	W	70-68	
N28 DENVER	W	81-59	
N29 WEBER STATE	W	71-54	
D 5 IDAHO STATE	W	56-37	
D 6 COLORADO	W	55-42	
D11 at Texas Tech	L	61-69	
D13 at Hardin-Simmons	L	53-60	
D20 at Nebraska	L	61-62	
D22 at Drake	W	70-65	
D27 vs. Northern Illinois%	W	83-78	
D28 vs. Lamar%	W	77-68	
J 2 at Utah*	W	61-56	
J 3 at BYU*	W	74-77	
J 6 COLORADO STATE*	L	71-74	
J 8 HAWAII*	W	76-67	

J10 LOUISVILLE	L	64-67	
J15 NEW MEXICO*	W	78-66	
J17 UTEP*	W	79-74	
J22 at San Diego State*	W	79-70	
J24 at Hawai'i*	W	66-61	
J29 at Air Force*	W	74-68	
J31 UTAH*	W	72-55	
F 6 CHICAGO STATE	W	75-64	
F12 AIR FORCE*	W	72-46	
F14 at Colorado State*	W	81-78 (3ot)	
F19 SAN DIEGO STATE*	W	85-73	
F21 BYU*	L	63-67	
F26 at New Mexico*	L	89-92	
F28 at UTEP*	L	72-74	
M 5 vs. Utah\$	W	56-54	
M 6 vs. UTEP\$	W	77-74	
M 7 at New Mexico\$	W	64-62	
M12 vs. Virginia+	W	64-60	
M14 vs. #15 UCLA+	W	78-68	
M20 vs. #1/1 UNLV+	L	78-92	
%Cowboy Shootout at Casper			
\$WAC Tournament			
+NCAA Tournament			



Benny Dees
1988-93 (Six Seasons)
104-77 (.575) Overall Record
58-51 (.532) WAC Record

1987-88

(26-6, 11-5 WAC)	Benny Dees		
N14 WEST BERLIN (exh.)	W	109-84	
N27 DENVER	W	113-82	
D 2 at Colorado	W	100-68	
D 5 TEXAS TECH	W	84-65	
D12 at UAB	W	74-69	
D14 GEORGIA STATE	W	100-89	
D19 NEBRASKA	W	87-58	
D22 at Boise State	W	59-55	
D27 vs. Columbia%	W	92-56	
D28 vs. Eastern Kentucky%	W	71-59	
D30 vs. Cincinnati @Denver	W	100-73	
J 2 STEPHEN F. AUSTIN	W	94-55	
J 8 at UTEP*	L	62-68	
J 9 at New Mexico*	L	72-85	
J13 AIR FORCE*	W	81-61	
J15 BYU*	L	67-83	
J21 HAWAII*	W	81-61	
J23 at Colorado State*	L	49-54	
J28 at San Diego State*	W	57-56	
J30 at Hawai'i*	W	67-61	
F 4 UTEP*	W	73-59	
F 6 NEW MEXICO*	W	90-72	
F11 at #8 BYU*	L	69-78	
F13 at Utah*	W	69-60	
F18 at Air Force*	W	79-63	
F20 COLORADO STATE*	W	57-50	
F25 UTAH*	W	79-56	
F27 SAN DIEGO STATE*	W	85-59	
M 4 BOISE STATE	W	56-50	
M10 vs. San Diego State\$	W	86-73	
M11 vs. Colorado State\$	W	60-58	
M12 vs. UTEP\$	W	79-75	
M17 vs. #15 Loyola Marymount+	L	115-119	
%Cowboy Shootout at Casper			
\$WAC Tournament			
+NCAA Tournament			

1988-89

(14-17, 6-10 WAC)	Benny Dees		
N 9 CZECHOSLOVAKIA (exh.)	W	91-80	
N18 SMU	W	70-65	
N20 at #8 Syracuse	L	81-107	
N26 MISSOURI STATE	L	51-53	
N30 TEXAS SOUTHERN	W	77-74	
D 3 vs. Wake Forest @Denver	L	77-82	
D 7 SOUTHERN UTAH	W	85-73	
D10 UAB	W	109-91	



ALL-TIME SCORES

D14	COLORADO	W	81-68
D23	at Evansville	L	63-84
D29	vs. Gonzaga%	W	80-67
D30	vs. Southern Illinois%	L	80-85
J 2	DRAKE	W	97-85
J 7	LOUISIANA AT LAFAYETTE	W	104-84
J12	UTEP*	W	81-75
J14	NEW MEXICO*	L	89-106
J17	UTAH*	L	80-82
J21	AIR FORCE*	L	55-58
J23	at Nebraska	L	58-71
J28	at Hawaii*	W	64-59
J30	at San Diego State*	L	61-69
F 2	HAWAII*	L	59-69
F 4	at Colorado State*	L	48-58
F 9	at New Mexico*	W	68-66
F11	at UTEP*	L	72-79
F16	at Air Force*	L	53-54
F18	SAN DIEGO STATE*	W	71-67
F23	BYU*	W	72-65
F25	COLORADO STATE*	L	59-62
M 2	at BYU*	L	67-71
M 4	at Utah*	W	64-63
M 9	vs. UTEP\$	L	81-88 (2ot)

%Cowboy Shootout at Casper
\$WAC Tournament

1989-90

(15-14, 7-9 WAC)	Benny Dees
N 3 SPIRIT EXPRESS (exh.)	W 86-77
N20 NOSSCO CLUB-BRAZIL (exh.)	L 56-61
N25 SAM HOUSTON STATE	L 69-72 (ot)
N28 at Memphis	L 75-91
N30 at Colorado	L 77-81
D 2 MONTANA	W 78-58
D 5 EVANSVILLE	W 66-64
D 7 McNEESE STATE	W 76-50
D 9 NORTHWESTERN STATE (LA.)	W 80-68
D21 at Lamar	W 79-71
D23 at Missouri State	L 51-77
D29 vs. Louisiana at Monroe%	W 75-66
D30 vs. Cal State-Fullerton%	W 69-51
J 4 at New Mexico*	W 89-87 (ot)
J 6 at UTEP*	L 62-72
J11 SAN DIEGO STATE*	W 76-60
J15 COLORADO STATE*	L 57-65
J18 UTAH*	W 98-87
J20 BYU*	L 60-65
J22 NEBRASKA	W 95-65
J27 at Hawaii*	L 77-81
J29 at San Diego State*	L 59-68
F 3 at Colorado State*	W 71-67
F 5 AIR FORCE*	W 80-60
F10 NEW MEXICO*	L 79-82
F12 at Air Force*	L 63-69
F22 at BYU*	L 64-75
F24 at Utah*	W 80-76
F28 UTEP*	L 59-70
M 3 HAWAII*	W 61-60
M 8 vs. Hawaii\$	L 63-66

% Cowboy Shootout at Casper
\$WAC Tournament

1990-91

(20-12, 8-8 WAC)	Benny Dees
N 2 SPIRIT EXPRESS (exh.)	W 110-97
N12 LITHUANIA (exh.)	W 106-81
N24 MARSHALL	W 96-91 (ot)
N29 MISSOURI-ST. LOUIS	W 101-76
D 1 METRO STATE	W 86-75
D 5 at Kansas State	L 68-81
D 9 at Montana	W 75-67
D12 COLORADO	W 62-60
D14 NORTHERN IOWA	W 99-65
D16 MEMPHIS	W 97-72
D23 at Sam Houston State	W 98-84
D28 vs. Northern Arizona%	W 103-87
D29 vs. #21 Southern Mississippi%	L 112-122
J 5 at New Mexico*	W 92-79
J 8 at Colorado State*	W 75-63
J10 HAWAII*	W 98-78
J12 COLLEGE OF CHARLESTON	W 84-59
J17 #23 UTAH*	L 83-90

J19	BYU*	W	86-80
J26	at BYU*	W	77-72
J31	at Hawaii*	L	80-87
F 3	at San Diego State*	L	84-87 (2ot)
F 5	at Air Force*	W	59-52
F 9	NEW MEXICO*	L	83-85 (ot)
F14	at #14 Utah*	L	72-77
F16	at UTEP*	L	69-72
F21	AIR FORCE*	W	91-69
F23	SAN DIEGO STATE*	L	83-95
F26	COLORADO STATE*	L	68-71
F28	UTEP*	W	88-74
M 7	UTEP\$	W	71-67
M 8	#8 UTAH\$	L	63-69
M15	BUTLER#	W	63-61
M18	at Colorado#	L	75-83

%Cowboy Shootout at Casper
\$WAC Tournament
#NIT Tournament

1991-92

(16-13, 8-8 WAC)	Benny Dees
N 8 LATVIA (exh.)	W 107-100
N16 FORT SILL (exh.)	W 113-71
N23 LOUISIANA TECH	W 96-78
N25 BOISE STATE	W 78-60
N30 SAM HOUSTON STATE	W 85-70
D 6 vs. South Florida @Marshall	L 68-85
D 7 at Marshall	L 86-91
D11 at Colorado	W 60-58
D14 TROY	W 108-92
D22 at Northern Iowa	W 60-55
D27 vs. Boston%	W 81-75
D28 vs. Ohio%	W 70-65 (ot)
J 2 KANSAS STATE	L 65-71
J 9 at San Diego State*	W 85-72
J11 at Hawaii*	L 55-77
J16 at BYU*	L 59-68
J18 at #25 Louisville	L 60-68
J23 BYU*	W 72-67
J25 UTAH*	L 79-80 (ot)
J28 at Colorado State*	L 67-68
F 1 HAWAII*	L 65-68
F 4 AIR FORCE*	W 69-47
F 6 at New Mexico*	L 65-79
F13 SAN DIEGO STATE*	W 92-66
F15 NEW MEXICO*	W 68-61
F20 at UTEP*	L 72-74 (ot)
F22 at Utah*	W 70-57
F27 UTEP*	L 72-73
M 3 at Air Force*	W 86-60
M 7 COLORADO STATE*	W 83-65
M12 vs. New Mexico\$	L 83-89

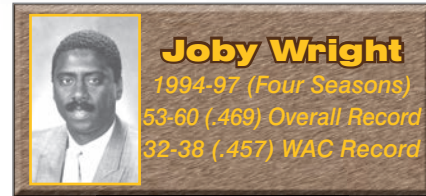
%Cowboy Shootout at Casper
\$WAC Tournament

1992-93

(13-15, 7-11 WAC)	Benny Dees
N28 RUSSIAN NATIONALS (exh.)	W 118-73
D 1 ATHLETES IN ACTION (exh.)	L 79-86
D 5 DENVER	W 82-79
D 7 at Louisiana Tech	W 75-57
D 9 CSU-PUEBLO	W 79-54
D12 at Boise State	L 50-70
D19 COLORADO	W 79-72
D21 MARSHALL	W 101-89
D27 vs. Texas-Arlington%	L 70-79
D28 vs. Montana State%	W 74-64
J 2 at Fresno State*	L 66-68
J 4 at Air Force*	W 59-53
J 7 SAN DIEGO STATE*	W 77-54
J 9 HAWAII*	W 70-62
J11 at Houston	L 56-83
J16 at Colorado State*	L 77-92
J21 at UTEP*	W 74-70
J23 at New Mexico*	L 67-77
J28 #17 UTAH*	L 45-64
J30 BYU*	L 64-77
F 4 at #21 Utah*	L 64-88
F 6 at BYU*	L 62-75
F11 UTEP*	L 78-81 (ot)
F13 NEW MEXICO*	L 60-76
F20 COLORADO STATE*	W 77-66

F25	at San Diego State*	L	62-64
F27	at Hawaii*	L	59-61
M 4	FRESNO STATE*	W	77-55
M 6	AIR FORCE*	W	64-58
M10	vs. San Diego State\$	L	57-59

%Cowboy Shootout at Casper
\$WAC Tournament



1993-94

(14-14, 7-11 WAC)	Joby Wright
N20 SPARTAK MOSKA (exh.)	W 106-68
N26 ATHLETES IN ACTION (exh.)	L 61-76
N29 at #23/23 Cincinnati	L 49-73
D 1 DENVER	W 98-55
D 4 CAL STATE-FULLERTON	W 80-62
D 9 at Colorado	W 87-79
D18 #10/13 LOUISVILLE	L 55-72
D21 at Montana State	W 78-62
D23 HOUSTON	W 78-66
D28 vs. Idaho State%	W 75-67
D29 vs. Utah State%	W 73-69 (ot)
J 3 AIR FORCE*	W 63-56
J 5 FRESNO STATE*	L 51-65
J 8 at Hawaii*	L 64-76
J10 at San Diego State*	L 71-73
J15 COLORADO STATE*	W 73-58
J20 UTEP*	L 64-67
J22 NEW MEXICO*	L 71-77
J27 at BYU*	L 66-82
J29 at Utah*	L 60-66
F 3 BYU*	W 79-65
F 5 UTAH*	W 60-55
F10 at New Mexico*	L 64-73
F12 at UTEP*	L 54-73
F19 at Colorado State*	W 74-72
F24 HAWAII*	L 94-95 (3ot)
F26 SAN DIEGO STATE*	W 85-70
M 3 at Air Force*	W 78-66
M 5 at Fresno State*	L 68-73
M 9 vs. San Diego State\$	L 51-54

% Cowboy Shootout at Casper
\$ WAC Tournament

1994-95

(13-15, 9-9 WAC)	Joby Wright
N19 RUSSIAN RED ARMY (exh.)	W 88-74
N26 ATHLETES IN ACTION (exh.)	W 86-85
N29 DENVER	W 92-68
D 3 at Iowa State	L 63-82
D 6 COLORADO	L 69-75
D10 at Old Dominion	L 61-63
D14 WESTERN STATE	W 101-70
D17 #17/13 CINCINNATI	L 80-81
D23 WEBER STATE	W 58-56
D27 vs. Monmouth%	W 52-47
D28 vs. Mississippi State%	L 57-61
J 2 SAN DIEGO STATE*	W 64-56
J 4 HAWAII*	W 70-53
J 7 at Colorado State*	W 70-69
J12 at UTEP*	L 55-72
J14 at New Mexico*	W 75-61
J19 UTAH*	W 63-56
J21 BYU*	L 52-58
J26 at Fresno State*	L 54-57
J28 at Air Force*	W 70-65
F 2 FRESNO STATE*	W 84-70
F 4 AIR FORCE*	W 70-55
F 9 at Utah*	L 80-89 (ot)
F11 at BYU*	L 72-78
F16 UTEP*	L 70-73
F18 NEW MEXICO*	L 61-62
F25 COLORADO STATE*	W 80-73
M 2 at San Diego State*	L 51-52
M 4 at Hawaii*	L 46-58
M 9 at New Mexico\$	L 56-63

%Cowboy Shootout at Casper
\$WAC Tournament



1995-96

(14-15, 8-10 WAC)		Joby Wright
N18 USA VERICH REP. (exh.)	L	76-85
N25 SIMON FRASER	W	86-71
N27 DENVER	W	97-83
N29 at #21/21 Cincinnati	L	51-101
D 9 NORTHERN COLORADO	W	92-63
D13 at Colorado	W	83-81
D16 IOWA STATE	L	66-70 (ot)
D20 OLD DOMINION	L	52-66
D22 at Weber State	L	68-85
D28 vs. Alcorn State%	W	87-64
D29 vs. Ohio State%	W	73-67
J 2 at Hawaii*	L	53-63
J 4 at San Diego State*	L	77-80
J10 COLORADO STATE*	L	63-68
J13 #25/- NEW MEXICO*	W	61-58
J15 UTEP*	W	72-68 (ot)
J18 at BYU*	L	75-84
J20 at #15/11 Utah*	L	65-88
J25 AIR FORCE*	W	84-67
J27 FRESNO STATE*	W	96-81
F 1 at Air Force*	W	72-65
F 3 at Fresno State*	L	70-74
F10 BYU*	L	71-81
F12 #7/7 UTAH*	W	80-76
F15 at UTEP*	L	71-77
F17 at New Mexico*	L	69-70
F24 at Colorado State*	L	66-80
F29 HAWAII*	W	95-78
M 2 SAN DIEGO STATE*	W	69-68
M 7 vs. Fresno State\$	L	82-91
%Cowboy Shootout at Casper		
\$WAC Tournament		

1996-97

(12-16, 8-8 WAC)		Joby Wright
N9 HUNGARIAN CLUB (exh.)	W	91-86
N14 ATHLETES IN ACTION (exh.)	W	83-79
N22 CREIGHTON	W	85-77
N25 at Long Beach State	L	78-79
D 3 at St. Joseph's (Pa.)	L	57-71
D 7 at Massachusetts	L	72-90
D10 COLORADO	L	68-84
D14 at Austin Peay	W	76-71
D19 vs. Montana State @ Billings	W	92-82
D21 vs. Utah State @ Salt Lake City	L	72-73
D27 vs. Southern Illinois%	L	87-92
D28 vs. #20/20 Texas Tech%	L	74-77
D31 DENVER	W	83-74
J 4 BYU*	W	89-61
J11 at Colorado State*	L	71-78
J16 at San Diego State*	L	75-82
J18 at Hawaii*	L	58-70
J23 SAN JOSE STATE*	W	75-59
J25 FRESNO STATE*	W	87-74
J30 at Air Force*	W	75-64
F 1 at UNLV*	L	47-80
F 6 COLORADO STATE*	W	67-65 (ot)
F 8 at BYU*	W	72-60
F13 HAWAII*	L	68-70 (ot)
F15 SAN DIEGO STATE*	W	67-50
F20 at Fresno State*	L	68-76
F22 at San Jose State*	L	62-67
F27 UNLV*	L	69-75 (ot)
M 1 AIR FORCE*	W	68-56
M 4 vs. TCU\$	L	61-72
%Cowboy Shootout at Casper		
\$WAC Tournament		

1997-98

(19-9, 9-5 WAC)		Larry Shyatt
N8 HUNGARY SELECT (exh.)	W	81-44
N12 MARATHON OIL (exh.)	W	83-73
N16 DENVER	W	73-50

N19 at Colorado	W	62-58
N25 EASTERN ILLINOIS	W	54-51
N29 SOUTHERN UTAH	W	75-47
D 3 UTAH STATE	W	67-61
D 6 at Creighton	L	70-81
D17 NORTHEASTERN ILLINOIS	W	77-45
D20 at New Mexico State	L	45-60
D23 MONTANA STATE	W	60-59
D27 vs. Nicholls State%	W	84-69
D28 vs. Norfolk State%	W	72-65 (ot)
J 3 LONG BEACH STATE	W	55-43
J 8 UTEP*	W	65-46
J10 #12/10 NEW MEXICO*	W	58-55
J15 at BYU*	L	41-60
J17 at #4/4 Utah*	L	58-75
J24 COLORADO STATE*	L	46-53
J29 AIR FORCE*	W	76-44
J31 UNLV*	W	73-62
F 5 at #12/14 New Mexico*	L	59-89
F 7 at UTEP*	W	67-55
F12 #5/5 UTAH*	W	62-56
F14 BYU*	W	77-54
F21 at Colorado State*	W	69-64 (ot)
F26 at UNLV*	L	66-72
F28 at Air Force*	W	63-53
M 3 vs. San Diego State\$	L	57-60 (ot)
M11 GONZAGA#	L	55-69
%Cowboy Shootout at Casper		
\$WAC Tournament		
#NIT		



Steve McClain
1999-2007 (Nine Seasons)
157-115 (.577) Overall Record
67-63 (.515) WAC/MW Record

1998-99

(18-10, 7-7 WAC)		Steve McClain
N2 CALIFORNIA ALL-STARS (exh.)	W	89-84
N14 COSTA RICA (exh.)	W	120-41
N 17 DENVER	L	82-86
N 23 at Nevada	W	73-69
N 27 Montana State ^	W	90-76
D 3 IDAHO STATE	W	74-53
D 5 #13/10 Arizona+	L	84-94
D 9 COLORADO	W	67-66
D 12 at North Texas	W	87-67
D 21 ALCORN STATE	W	101-64
D 27 vs. Louisiana Tech%	W	91-73
D 28 vs. Wagner%	W	85-71
D 31 DARTMOUTH	W	76-47
J 7 at Rice*	L	52-77
J 10 at Tulsa*	L	89-96
J 14 #20/24 TCU*	W	96-93
J 16 SMU*	W	89-85
J 23 at Colorado State*	L	83-91
J 28 at UNLV*	L	75-96
J 30 at Air Force*	W	82-61
F 4 TULSA*	W	80-61
F 6 RICE *	W	70-63
F 11 at TCU*	L	85-102
F 13 at SMU*	L	72-75
F 16 TEXAS-PAN AMERICAN	W	103-85
F 20 COLORADO STATE*	L	75-80
F 25 AIR FORCE*	W	93-67
F 27 UNLV*	W	79-76
M 10 USC#	W	81-77
M 15 at Oregon#	L	72-93
^ in Billings, Mont.		
+ in Phoenix, Ariz.		
% Cowboy Shootout at Casper		
# NIT		

1999-2000

(19-12, 8-6 MW)		Steve McClain
N 1 CALIFORNIA ALL-STARS (exh.)	L	94-97
N13 URAL GREAT RUSSIA (exh.)	W	105-69
N19 NORTHWESTERN STATE (LA.)	W	92-54
N23 AKRON	W	84-68
N26 at Hawaii Pacific ^	W	110-65

N27 vs. LSU ^	L	86-103
N28 vs. Missouri State ^	L	75-83
D 4 NEVADA	W	83-64
D 7 MOUNT ST. MARY'S (MD.)	W	83-69
D11 vs. Montana State%	W	92-86
D18 at #21/19 Indiana	L	80-99
D20 at Oregon State	L	77-83
D22 at Denver	W	78-60
D30 SAMFORD	W	80-73
J 3 at Idaho State	W	89-83
J 8 NORTH TEXAS	W	100-85
J10 at Wichita State	L	71-80
J13 NEW MEXICO*	W	88-83
J15 COLORADO STATE*	L	71-77
J20 at BYU*	L	78-87
J22 at #22/22 Utah*	L	61-69
J29 SAN DIEGO STATE*	W	93-87
J31 UNLV*	W	109-98
F 5 at Air Force*	L	79-82 (ot)
F12 at UNLV*	L	60-87
F14 at New Mexico*	W	99-93
F19 at San Diego State*	W	71-57
F21 AIR FORCE*	W	61-51
F26 BYU*	W	85-70
F28 #25/24 UTAH*	W	88-61
M 4 at Colorado State*	L	78-79
M 9 vs. Colorado State\$	W	74-68
M10 at UNLV\$	L	92-97

^ Hawaii Pacific Classic in Honolulu, Hawaii
%Cowboy Shootout in Casper, Wyo.
\$MW Tournament

2000-01

(20-10, 10-4 MW)		Steve McClain
N 9 SLOVAKIA SELECT (exh.)	W	99-63
N14 CALIFORNIA ALL-STARS (exh.)	W	102-80
N18 UC RIVERSIDE	W	77-59
N27 DENVER	W	70-55
D 1 CREIGHTON	W	78-74
D 3 vs. Montana State ^	W	77-62
D 7 at Cal State-Northridge	L	71-74
D 9 at Cal State-Fullerton	W	78-61
D16 vs. Oregon State%	W	65-53
D19 DELAWARE STATE	W	92-64
D21 at South Carolina	L	67-78
D23 at Akron	W	81-73
D30 WICHITA STATE	W	72-65
J 3 at LSU	L	69-73
J 8 at Utah*	L	71-83
J13 at Colorado State*	W	70-69 (ot)
J20 UTAH*	W	78-77 (ot)
J22 BYU*	W	85-78
J27 at Air Force*	W	71-56
J29 at New Mexico*	W	82-78
F 3 SAN DIEGO STATE*	W	101-66
F 5 UNLV*	L	78-80
F10 COLORADO STATE*	W	72-70
F15 at BYU*	L	63-79
F17 at Creighton	L	72-84
F24 AIR FORCE*	W	82-70
F26 NEW MEXICO*	W	81-61
M 1 at San Diego State*	W	69-62
M 3 at UNLV*	L	102-106
M 8 vs. San Diego State\$	W	73-58
M 9 vs. BYU\$	L	66-77
M14 PEPPERDINE#	L	69-72

^ in Billings, Mont.
% Cowboy Shootout in Casper, Wyo.
\$ MW Tournament
NIT

2001-02

(22-9, 11-3 MW)		Steve McClain
N 3 SEATTLE STARS (exh.)	W	130-67
N11 EA SPORTS (exh.)	W	107-76
N13 at #20/24 USC	L	55-68
N19 ARKANSAS-PINE BLUFF	W	94-74
N24 EASTERN KENTUCKY	W	98-78
N26 at Denver	W	71-68
N28 at Detroit	L	57-73
D 1 CAL STATE-FULLERTON	W	86-71
D 6 CAL STATE-NORTHRIDGE	W	86-64
D12 at Boise State	L	74-77
D15 vs. Montana State%	W	82-69
D19 INDIANA STATE	W	72-58



ALL-TIME SCORES

D22 ALASKA-ANCHORAGE	W	85-67
D29 PORTLAND STATE	W	104-58
J 1 at Texas Tech	L	84-90
J 5 at UNLV*	W	69-59
J12 COLORADO STATE*	W	95-72
J21 at San Diego State*	W	88-85 (ot)
J26 NEW MEXICO*	W	79-67
J28 AIR FORCE*	W	83-76 (4ot)
F 2 at BYU*	L	70-85
F 4 at Utah*	W	56-46
F 9 at Colorado State*	W	72-69 (ot)
F16 UNLV*	W	82-78
F18 SAN DIEGO STATE*	L	64-68
F23 at Air Force*	W	51-48
F25 at New Mexico*	L	65-74
F28 BYU*	W	76-60
M 2 UTAH*	W	57-56
M 7 vs. Air Force\$	W	69-67 (ot)
M 9 vs. San Diego State\$	L	69-70
M14 vs. #6/6 Gonzaga%	W	73-66
M16 vs. #7/9 Arizona%	L	60-68

% Cowboy Shootout in Casper, Wyo.
\$ MW Tournament
% NCAA Tournament

2002-03

(21-11, 8-6 MW)	Steve McClain
N10 NORTHWEST ALL-STARS (exh.) W	105-69
N16 EA SPORTS (Exh.) W	80-79
N23 DENVER W	85-65
N27 College of Charleston ^ L	72-81
N29 Alaska-Anchorage ^ W	77-69
N30 Loyola Marymount ^ W	72-65
D 5 at Washington L	70-79
D 9 BOISE STATE W	74-61
D12 INDIANA-PURDUE-FT. WAYNE W	73-62
D14 vs. Texas Tech% W	67-62
D19 SOUTH CAROLINA W	77-63
D21 PRAIRIE VIEW A&M W	85-55
D28 DETROIT W	74-60
D30 at Indiana State W	69-57
J 4 Montana State+ W	60-56
J 8 SAVANNAH STATE W	112-77
J15 at #12/12 Kansas L	70-98
J18 NEW MEXICO* W	85-81 (ot)
J20 AIR FORCE* W	46-44
J25 at Colorado State* W	79-77
F 1 at UNLV* W	90-80
F 3 at San Diego State* L	70-80
F 8 BYU* L	66-74
F10 UTAH* L	56-69
F15 at New Mexico* W	103-91
F17 at Air Force* W	64-57
F22 COLORADO STATE* W	62-60
M 1 SAN DIEGO STATE* L	73-86
M 3 UNLV* W	69-66
M 6 at BYU* L	50-69
M 8 at Utah* L	70-86
M13 vs. Colorado State\$ L	71-74
M20 EASTERN WASHINGTON# W	78-71
M24 at North Carolina# L	74-90

^ Great Alaska Shootout
% Cowboy Shootout in Casper, Wyo.
+ In Billings, Mont.
\$ MW Tournament
NIT

2003-04

(11-17, 4-10 MW)	Steve McClain
N 1 EA SPORTS MIDWEST (exh.) W	97-87
N 8 EA SPORTS WEST (exh.) W	91-81
N22 SOUTHERN ILLINOIS L	62-67
N25 NORFOLK STATE W	84-42
N29 MIDDLE TENNESSEE STATE W	84-63
D 3 at Kansas State L	67-80
D 6 WASHINGTON W	92-76
D 9 at California L	55-80
D13 vs. Montana State% W	63-55
D17 TENNESSEE STATE W	109-56
D20 WINTHROP W	79-49
D22 CREIGHTON L	61-66
J 3 DAYTON W	61-59

J 6 at Denver L	62-63
J 8 at Middle Tennessee State L	63-76
J12 NEW MEXICO* W	82-77
J17 at Utah* L	49-60
J19 at BYU* L	64-78
J24 UNLV* L	62-76
J26 SAN DIEGO STATE* W	79-71
J31 at Colorado State* L	74-75 (ot)
F 7 at Air Force* L	71-83
F 9 at New Mexico* L	75-87
F14 BYU* L	53-67
F16 UTAH* W	74-65
F21 at San Diego State* L	66-74
F23 at UNLV* L	80-95
F28 COLORADO STATE* W	67-61
M 6 AIR FORCE* L	47-52
M11 vs. BYU\$ L	74-79

% Cowboy Shootout in Casper, Wyo.
\$ MW Tournament

2004-05

(15-13, 7-7 MW)	Steve McClain
N 9 COLORADO MINES (exh.) W	76-72 (ot)
N13 CU-COLORADO SPRINGS (exh.) W	99-50
N19 ALCORN STATE W	77-63
N22 PRINCETON W	64-59 (2ot)
N27 TEXAS-ARLINGTON W	86-79
N30 at #21/20 Arizona L	70-98
D 4 vs. Montana State @Billings W	71-70
D 7 at Dayton L	57-62
D11 vs. Kansas State% L	61-64
D18 at Creighton W	68-64
D22 WASHINGTON STATE W	49-47
D28 SAN DIEGO L	88-95
D30 at Southern Illinois L	69-81
J 4 DENVER W	78-72
J 8 at New Mexico* L	75-89
J10 INDIANA-PURDUE-FORT WAYNE W	100-59
J15 UTAH* L	49-74
J17 BYU* W	83-71
J22 at San Diego State* W	88-81 (ot)
J24 at UNLV* L	67-79
J29 COLORADO STATE* W	69-56
F 5 AIR FORCE* W	67-63 (ot)
F 7 NEW MEXICO* W	81-71
F12 at BYU* W	59-58
F14 at #15/15 Utah* L	62-71
F19 UNLV* L	66-68
F21 SAN DIEGO STATE* W	69-65
F26 at Colorado State* L	94-96 (ot)
M 5 at Air Force* L	56-61
M10 vs. UNLV\$ L	63-70

% Cowboy Shootout in Casper, Wyo.
\$ MW Tournament

2005-06

(14-18, 5-11 MW)	Steve McClain
N 2 CSU-PUEBLO (exh.) W	71-47
N 8 CHADRON STATE (exh.) W	74-58
N13 ALABAMA STATE# W	69-54
N14 UNC-WILMINGTON# L	59-62 (ot)
N15 CHARLOTTE# W	87-78
N22 NORTHERN COLORADO W	83-70
N30 at Washington State L	47-63
D 3 SOUTHERN ILLINOIS L	53-57
D 5 CU-COLORADO SPRINGS W	105-67
D10 at Princeton L	50-59
D17 vs. Montana State% W	80-67
D22 SMU W	75-69
D27 WISCONSIN-MILWAUKEE L	69-84
D31 WEBER STATE W	58-48
J 2 at Denver L	64-69
J 4 UNLV* L	77-88
J 7 at TCU* W	68-64
J11 AIR FORCE* W	55-50
J14 NEW MEXICO* W	77-70
J18 at BYU* L	67-80
J25 at Colorado State* W	72-67
J28 SAN DIEGO STATE* L	77-78 (ot)
F 1 UTAH* L	63-71
F 4 at UNLV* L	54-66
F 8 TCU* W	67-65

F11 at Air Force* L	61-62
F15 at New Mexico* L	45-47
F18 BYU* L	68-74
F25 COLORADO STATE* L	78-80
M 1 at San Diego State* L	72-91
M 4 at Utah* L	70-79
M 9 vs. Air Force\$ W	57-55
M10 vs. Utah\$ W	60-47
M11 vs. San Diego State\$ L	64-69 (ot)

BCA Invitational games in Laramie, Wyo.
% Cowboy Shootout in Casper, Wyo.
\$ MW Tournament

2006-07

(17-15, 7-9 MW)	Steve McClain
N 4 CU-COLORADO SPRINGS (exh.) W	101-82
N 7 WESTERN STATE (exh.) W	96-61
N11 BOISE STATE W	94-79
N15 MONTANA W	76-71
N18 UAB W	93-87
N22 at UAB L	71-92
N26 at Colorado W	76-73
N29 COLORADO MINES W	78-67
D 2 vs. Montana State+ W	73-62
D 6 DENVER W	91-59
D 9 vs. #10/16 Wichita State# L	69-83
D16 LAMAR W	69-64
D20 vs. Nebraska ^ L	58-73
D22 vs. San Francisco ^ W	84-81 (ot)
D23 vs. Charlotte ^ L	78-79
D27 at Wisconsin-Milwaukee L	73-75
J 3 at San Diego State* W	66-65
J10 UNLV* W	86-76 (ot)
J13 #18/15 AIR FORCE* L	56-58
J16 at BYU* L	81-89
J20 at Utah* L	60-62
J24 COLORADO STATE* W	75-70
J27 TCU* W	71-56
J30 at New Mexico* L	83-91
F 3 at #17/16 Air Force* L	43-88
F 6 BYU* L	73-77
F10 at UNLV* L	70-80
F17 SAN DIEGO STATE* W	80-71
F21 UTAH* W	86-78
F24 at Colorado State* L	68-86
F28 at TCU* L	58-77
M 3 NEW MEXICO* W	76-67
M 8 vs. Air Force\$ W	67-62
M 9 vs. #23/23 BYU\$ L	84-96

+ Game Played in Billings, Mont.
Cowboy Shootout in Casper, Wyo.
^ Outrigger Hotels Rainbow Classic in Honolulu, Hawaii
\$ MW Tournament



Heath Schroyer
2007-11 (Four Seasons)
49-68 (.418) Overall Record
16-41 (.280) MW Record

2007-08

(12-18, 5-11 MW)	Heath Schroyer	
N 3 REGIS (exh.)	W	88-62
N 6 CSU-PUEBLO (exh.)	W	73-66
N10 CU-COLORADO SPRINGS	W	87-63
N13 at Denver	L	65-76
N19 at Lamar	W	75-71
N24 at Wichita State	L	63-75
N26 ARKANSAS-PINE BLUFF	W	78-59
D 1 at Akron	L	71-96
D 8 COLORADO	W	73-64
D15 vs. Montana State#	L	72-79
D21 vs. Buffalo ^	W	66-63
D22 vs. UTEP ^	L	73-79
D29 WISCONSIN-MILWAUKEE	L	66-80
D31 CHADRON STATE	W	76-69
J 5 NEW MEXICO*	L	92-99 (2ot)
J12 at TCU*	L	56-83
J16 AIR FORCE*	L	62-64 (ot)
J19 at San Diego State*	L	43-70
J23 at UNLV*	L	71-78
J26 COLORADO STATE*	W	73-58
J30 at Utah*	W	69-64
F 2 BYU*	L	63-73
F 6 CAL STATE-BAKERSFIELD	W	78-53
F 9 at New Mexico*	L	55-100
F13 TCU*	W	72-54
F16 at Air Force*	L	66-72
F19 SAN DIEGO STATE*	L	68-79
F23 UNLV*	L	65-73
F27 at Colorado State*	W	77-67
M 1 UTAH*	W	72-64
M 5 at #-/24 BYU*	L	61-78
M12 vs. Colorado State\$	L	63-68

#Wyoming Shootout in Casper, Wyo.
^ UTEP Sun Bowl Tournament in El Paso, Texas
\$ MW Tournament

2008-09

(19-14, 7-9 MW)	Heath Schroyer	
N 8 COLORAD MINES (exh.)	W	72-60
N14 CAL STATE-BAKERSFIELD	W	84-58
N19 PRAIRIE VIEW A&M	W	80-75
N22 JOHNSON & WALES	W	105-64
N26 TEXAS STATE	W	97-96
N29 DENVER	W	62-54
D 3 at Boise State	L	85-86
D 6 at Loyola Marymount	W	62-58
D13 vs. Northern Iowa#	W	74-65
D16 WESTERN STATE	W	100-73
D20 SACRAMENTO STATE	W	93-70
D23 at #13/10 UCLA	L	62-113
D29 vs. Houston Baptist~	W	84-74
D30 vs. Howard~	W	84-75
D31 vs. Utah State~	L	85-90 (ot)
J 3 at Utah*	L	67-91
J14 SAN DIEGO STATE*	W	83-79
J17 at UNLV*	L	66-83
J21 at TCU*	L	78-79 (ot)
J24 COLORADO STATE*	W	83-74
J27 AIR FORCE*	W	72-59
J31 at BYU*	L	60-84
F 3 at New Mexico*	L	57-86
F 7 UTAH*	L	70-80
F14 at San Diego State*	L	60-71
F18 UNLV*	W	77-68
F21 TCU*	W	61-56
F25 at Colorado State*	W	82-79
F28 at Air Force*	W	65-62
M 4 BYU*	L	68-78
M 7 NEW MEXICO*	L	73-74
M12 vs. New Mexico\$	W	75-67
M13 vs. Utah\$	L	55-68
M17 NORTHEASTERN ^	L	62-64

#Wyoming Shootout in Casper, Wyo.
~Utah State Duel in the Desert in Logan, Utah
\$ MW Tournament
^ College Basketball Invitational

2009-10

(10-21, 3-13 MW)	Heath Schroyer	
N 7 REGIS (exh.)	W	78-60
N13 SOUTH DAKOTA STATE	L	61-77
N18 PERU STATE	W	120-73
N21 BOISE STATE	W	87-61
N25 at Denver	L	77-80
N27 MONMOUTH ^	L	73-75
N28 HAMPTON ^	L	67-78
N29 PEPPERDINE ^	W	86-82 (ot)
D 5 LOYOLA MARYMOUNT	W	76-70
D12 vs. Northern Colorado#	W	76-70
D15 at #9/8 Tennessee	L	58-77
D20 SOUTH DAKOTA	W	86-74
D23 at Northern Iowa+	L	54-72
D30 AKRON	L	76-85
J 2 ADAMS STATE	W	123-71
J 6 COLORADO STATE*	L	73-83
J 9 SAN DIEGO STATE*	W	85-83
J12 at TCU*	L	59-62
J16 NEW MEXICO*	L	68-70
J20 at #14/13 BYU*	L	66-81
J27 UTAH*	W	75-69
J30 at Air Force*	L	63-70
F 3 UNLV*	L	50-78
F 6 at Colorado State*	L	64-80
F10 at San Diego State*	L	57-88
F13 TCU*	L	68-76
F17 at #12/15 New Mexico*	L	61-83
F20 #16/14 BYU*	L	63-85
F27 at Utah*	L	64-74
M 2 AIR FORCE*	W	58-49
M 6 at UNLV*	L	56-74
M10 vs. Air Force\$	L	40-59

^ World Vision Challenge in Laramie, Wyo.
Wyoming Shootout in Casper, Wyo.
+ Mountain West/Missouri Valley Conference Challenge
\$ MW Tournament

2010-11

(10-21, 3-13 MW)	Heath Schroyer/Fred Langley ^	
N 6 PERU STATE (exh.)	W	100-55
N13 KEAN	W	92-58
N16 at Northern Colorado	L	53-67
N18 NORTH FLORIDA@	L	60-76
N20 WESTERN ILLINOIS@	W	64-55
N23 vs. #11/12 Missouri@	L	62-72
N24 vs. Providence@	L	77-84
D 1 at South Dakota	L	70-80
D 4 INDIANA STATE+	W	81-51
D10 at UC Irvine	L	68-83
D14 DENVER	W	61-48
D17 WESTERN STATE	W	80-37
D20 CENTENARY COLLEGE	W	76-49
D22 GREEN BAY	L	62-68
D28 KENNESAW STATE	W	68-55
J 4 at Colorado State*	L	60-73
J 8 NEW MEXICO*	W	67-66
J12 at TCU*	L	60-78
J15 UTAH*	L	51-68
J22 at Air Force*	L	51-72
J25 UNLV*	L	65-74
J29 at #4/4 San Diego State*	L	57-96
F 2 #8/9 BYU*	L	62-69
F 5 COLORADO STATE*	L	56-59
F 9 at New Mexico*	L	57-68
F12 TCU*	W	77-67
F16 at Utah*	L	70-80
F23 AIR FORCE*	W	63-61
F26 at UNLV*	L	77-90
M 1 #9/9 SAN DIEGO STATE*	L	58-85
M 5 at #3/3 BYU*	L	78-102
M 9 vs. TCU#	L	61-70

^ Langley served as interim head coach for the final eight games of the 2010-11 season
@ Cancun Challenge played in Laramie, Wyo. and Cancun, Mexico
+ Mountain West/Missouri Valley Conference Challenge
MW Tournament



Larry Shyatt
2011-pres. (One Season)
21-12 (.636) Overall Record
6-8 (.428) MW Record

2011-12

(21-12, 6-8 MW)	Larry Shyatt	
N 5 CSU-PUEBLO (exh.)	W	85-78
N12 WESTERN STATE	W	78-39
N15 NORTHERN COLORADO	W	75-56
N19 at Green Bay	L	44-52
N22 SOUTH DAKOTA	W	67-56
N25 PORTLAND STATE#	W	65-51
N26 MARYLAND EASTERN SHORE#	W	73-43
N27 LOUISIANA TECH#	W	73-58
N30 UTAH VALLEY	W	74-41
D 3 BRADLEY+	W	66-49
D 9 at Colorado	W	65-54
D13 UC IRVINE	W	58-48
D16 SIOUX FALLS	W	62-54
D19 at Denver	L	46-57
D22 at Idaho State	W	80-56
J 3 at Utah Valley	W	76-70
J 9 IDAHO STATE	W	73-49
J14 NEW MEXICO*	L	62-72
J18 at Air Force*	W	64-53
J21 COLORADO STATE*	W	70-51
J24 #13/12 SAN DIEGO STATE*	L	42-52
J28 at Boise State*	W	75-64
F 1 at TCU*	L	52-58
F 4 #11/13 UNLV*	W	68-66
F11 at New Mexico*	L	38-48
F15 AIR FORCE*	L	53-58
F18 at Colorado State*	L	46-54
F22 at #24/25 San Diego State*	L	58-67 (ot)
F25 BOISE STATE*	W	64-54
F28 TCU*	W	71-59
M 3 at #17/17 UNLV*	L	63-74
M 8 at #20/20 UNLV\$	L	48-56
M14 NORTH DAKOTA STATE%	W	78-75
M19 at Washington State%	L	41-61

Jim Thorpe Classic in Laramie, Wyo.
+ Mountain West/Missouri Valley Conference Challenge
\$ MW Tournament
% College Basketball Invitational

Abrams, Aaron, 2000
 Adams, Brandon, 1981
 Adams, David, 2003-04
 Adams, Jack, 1973-74-75-76
 Akacem, Fayssal, 2000
 Akeson, Roy, 1907
 Alexander, Bill, 1972-73-74-75
 Alexander, Maurice, 1991-92
 Allen, Jeff, 1995-96-97-98
 Allsman, Lewis S., 1925
 Amundson, Mike, 1985-86-87-88
 Anderson, Chris, 2005-06
 Asay, Lyle, 1917
 Asbury, Tom, 1965-66-67
 Ashley, Carl, 1967-68-69-70

Bailey, Henry, 1972-74
 Bailey, Marcus, 2000-01-02-03
 Baker, Robert, 1945
 Ballard, Sam, Jr., 1972
 Banta, Royden J., 1923-24-25-26
 Barnett, Stewart, 1989
 Barnett, Todd, 1990-91
 Barnett, Tony, 1976-77-78
 Bean, Clint, 1989-90
 Bebout, Eli, 1969
 Bell, Rick, 1969
 Berkenfield, Bill, 1967
 Bertolero, John A., 1957-58-59
 Bentson, Charles, 1941
 Bentz, Jack, 2012
 Bessert, Doug, 1977-78-79
 Black, George, 1959
 Blakes, Anthony, 1999-2000
 Blevins, Dan, 1952
 Blomstrom, Jack, 1969
 Bloom, Keith, 1947-48-49-50
 Bolden, Les, 1985-86
 Bora, Ron, 1958
 Bostick, Ron, 1961
 Bouédo, Arthur, 2010-11-12
 Bowers, Richard, 1960
 Boyd, Turk, 1985-86-87-88
 Boyer, Stan, 1974-75
 Bozner, Richard, 1974-75-77
 Bradley, Charles, "Tub" 1978-79-80-81
 Bradley, Dave, 1955-56
 Brady, Bob, 1969
 Breaux, Tim, 1989-90-91-92
 Bremner, Bruce, 1958
 Brickley, Dick, 1964
 Brown, Daaron, 2006-07
 Brown, Lane, 1964
 Brown, Leon S., 1945-46
 Brown, Michael, 1989-90-92-93
 Brown, Tony, 1982-83-84
 Brown, Willie, 1973
 Brown, Wyle, 1966
 Brucks, Jerry, 1971
 Bryant, Paris, 1991
 Buchanan, Lloyd A., 1918-19
 Buckner, Lonnie, 1978-79
 Bugas, Jack, 1933-34
 Buller, Brett, 1985
 Bunker, Travis, 2008
 Burns, Robert H. Jr., 1951-52-53
 Burns, Robert H., 1918-19-20
 Butcher, Clinton C., 1941
 Butler, Travis, 1989-90-91-92
 Butteroff, Curtis, 1936
 Byrne, Wilford, 1931

Campbell, Don, 1956
 Campbell, Otto D., 1923
 Campbell, Rudolph, 1906
 Campman, Ted, 1945
 Capellan, Warren, 1945
 Capua, Joe, 1954-55-56
 Carlson, Don, 1956-58
 Chamberlain, Douglas, 1961
 Chamberlain, Oris, 1949-50-51
 Chappell, Dave, 1972
 Chase, Ken, 1959-60
 Chedsey, Francis, 1922
 Chervinskias, Steve, 1972
 Childers, Terry, 1968
 Christensen, Ray, 1935-36-37
 Christenson, Stanley, 1933-34-35-36
 Clark, Jack, 1937-38-39
 Clark, Ken Morgan, 1973
 Clark, Leon, 1963-64-65-66
 Clements, Robert, 1951
 Cline, George, 1919-20
 Clough, Tom, 1971
 Cockreham, Walter J., 1957
 Colby, Mike, 1970-71-72
 Coleman, HL, 1994-95-96-97
 Corbett, Ray, 1926-27
 Corner, Paris, 2001-02
 Correa, Mory, 2003-04
 Corthell, M.M., 1905-07-08
 Cotton, Jack, 1948
 Coughlin, Charles, 1928-29-30
 Coulter, Darrell, 1959
 Cox, Jon, 1974
 Craig, Harry J., 1914-15-16-17
 Crowe, Larry, 1973-74
 Crowell, Ron, 1973-74
 Crowley, E.K., 1909
 Crum, Dave, 1964
 Cruz, Francisco, 2011-12
 Curry, Mark, 2000

Dalton, James, 1961
 Davidson, Thomas E., 1957
 Davis, James, 1913-14
 Davis, James "A.J.", 2009
 Davis, Josh, 1999-2000-01-02
 Davis, Robyn, 1988-89
 Davis, Ross, 1929
 Day, Richard, 1938-39
 Dearing, Sam, 1932
 Dearing, Hilton, 1931
 Dees, Benny, 1958
 DeLario, John, 1905
 Dembo, Fennis, 1985-86-87-88
 Dent, Sean, 1984-86-87-88
 Dermody, Ryan, 2007-08-09-10
 Diakite, Mahamoud, 2009
 Dilday, Duard, 1940
 Dodds, Stan, 1967-68-69-70
 Dorrington, George, 1938-39-40
 Doty, Loy, 1947-48-49
 Dowler, Lloyd, 1932-34
 Draney, Terryl, 1958-59-60
 Dunker, Floyd, 1928-29-30
 Dunn, Alex, 2002-03-04-05

Eastland, Al, 1960-61-62-63

Eberle, Mike, 1965-66-67-68
 Eberle, Steve, 1968-70
 Ebert, James, 2005-06
 Eckhardt, Terry, 1956-57-58
 Eford, Al, 1975-77
 Einspahr, Ray, 1936-37-38
 Eliopolis, George, 1945
 Eliopulos, Nick, 1952-54-55
 Emory, Frank, 1925-26
 Engels, Louis, 2007
 Engler, Chris, 1981-82
 Engstrom, John, 1928-29-30
 Enzi, Brad, 1996
 Erickson, Bob, 1964
 Erickson, Oscar, 1924-25-26-27
 Esau, LeRoy, 1951-52
 Ewing, Brandon, 2006-07-08-09

Fagin, James, 1945
 Fanning, Blake, 1930-31
 Farthing, Robert, 1939-40
 Fazekas, Joe, 1977
 Feeze, Ted, 1968
 Fitzke, Paul, 1921
 Flanigin, Pat, 1975-76-77
 Flynn, Arnie, 1948-49-50
 Forman, Ross, 2006
 Fowler, Pete, 1952-53-55
 Fox, Cyril, 1925-26
 Fox, Reggie, 1987-88-89
 French, Justin, 1997-98-99-2000
 French, Mark, 1970
 Frenchick, Steve, 1963-64-65
 Fuller, Joe, 1974

Gaer, Jay, 1929-30
 Gardner, Harold H., 1957-58
 Garipey, Glen, 1923-24
 Garnett, Bill, 1979-80-81-82
 Geis, Byron, 2007-08
 George, Ted, 1926-27-28
 Getty, Mark, 1983
 Gibson, Brian, 2011
 Gilmore, Derrious, 2012
 Gish, Fred, 1960-61-62-63
 Gosar, Steve, 1991-92-93
 Gowdy, Curtis, 1940-41-42
 Gowens, Rodney, 1982-83
 Grabau, Riley, 2012
 Gram, Jack, 1937-38
 Grant, U.S., 1910-11-12-13
 Green, Pat, 1971-72
 Gregg, Ben, 1920
 Gregg, Lester, 1923-24
 Gustafson, Mark, 1972

Haag, Richard, 1950-51-52
 Hadden, Monroe, 1959-60
 Hall, Fred, 1959
 Hall, Gary, 1958
 Hall, Harry, 1966-67-68-69
 Halverson, Howard, 1963
 Hamilton, Mike, 1978-80
 Hamon, Arthur, 1932-33-34
 Handcock, Bill, 1942
 Hanson, Robert, 1960-61-62
 Happel, Terry, 1959-60
 Harkins, Don, 1926-27
 Harris, Mike, 1961
 Harris, Taft, 1932
 Harrison, Daylen, 2010-11
 Haslam, Chris, 1994-95-96-97

Hatten, Donald G., 1957-58-59-63
 Hegewald, Ed, 1913
 Hegewald, George, 1920-21-22
 Henry, Rick, 1990-91-93
 Henson, Aaron, 2007
 Hicks, Elzy, 1935-36
 Higgins, Queintonia, 1990-94
 Hiti, Chris, 1986
 Holden, Gordon, 1955-56
 Holland, Melvin, 1928
 Homar, Paul, 1961-64-65
 Hook, Pete, 1958
 Hosey, Jamal, 1983-85
 Howling, Robert, 1983
 Hudson, Joe, 2011
 Hudson, Ron, 1967
 Hughes, John, 1950-51-52
 Hulsebus, Alvin, 1964
 Hulsebus, LeRoy, 1958-59
 Hunt, Tim, 1984-85-86-87
 Hunton, Deane, 1905-07-08-09-10-11
 Hunton, John, 1906
 Hunton, Tom, 1905-07
 Huse, Ed, 1954-55-56

Irvin, Franklyn, 1971-72
 Irving, Wayne, 1982

Jackson, Desmar, 2010-11
 Jackson, Gary, 1973
 Jackson, Mike, 1980-81-82-83
 Jaicoletti, James, 1928-29-30
 Jefferson, Robert, 1964
 Jensen, Virgo, 1905
 Jimerson, Curt, 1961-62
 Johnson, Anthony, 1980-81-83
 Johnson, Kent, 1965-68
 Johnson, Leland, 1922
 Johnson, Robert, 1922-23
 Johnson, Savalius "Sly", 1995-96
 Johnson, Tyson, 2008-09
 Johnson, Vincent, 1981
 Jolley, Joe, 1959
 Jones, Brad, 2006-07-08
 Jones, Charles, 1907
 Jones, Charles A., 1911-12
 Jones, LeDaron, 1999-2000
 Jones, Willie, 1987-88-89
 Jorgenson, Harry, 1953-54-55

Kaul, Mickey, 1961
 Kelsey, Pat, 1994
 Kennedy, Herb, 1906
 Kerback, Bud, 1940-41
 Kimball, John, 1931-32-33-34
 King, John, 1974
 Kleeman, Marty, 1998-99
 Kluge, Kraig, 1988
 Knight, E.L., 1913-14-15-16
 Knight, Oliver B., 1920-21-22
 Knight, Robert, 1960
 Koehn, David, 1981
 Koerfer, Oswald, 1925-26-27-28
 Komenich, Milo, 1942-43-46
 Konopka, Bruno, 1971-72
 Korhonen, John E., 1957
 Kraly, Mick, 1982
 Krpan, Martin, 1937-38-39
 Krpan, Nick, 1940-41
 Kuiper, Clarence, 1935-36-38-39
 Kuska, Danny, 1953



Ladouceur, Bob, 1981
 Lang, Maynard, 1961
 Lange, William, 1954-55
 Larkin, Mike, 1970
 Larson, Leonard, 1946-48-49-50
 Larson, Oscar, 1918
 Lawal, Abdullah, 2005
 Layman, Fred W., 1918-19-20-21
 Lazzeri, Bill, 1967-70
 Leckner, Eric, 1985-86-87-88
 Lenander, John, 1975
 Lester, Bill, 1924-25
 Letcher, Stan, 1975
 Leuty, Haskell, 1933-34
 Leven, Steve, 2005-06
 Lewis, Kevin, 2005-06
 Liercke, James, 1961
 Linskens, Mikhail, 2008-09
 Lively, Clarence, 1958-59-60
 Livingston, Ron, 1949
 Lodgins, David, 1985-86-87-88
 Long, Ronald, 1962-63-64
 Lostetter, Antone, 1997-98-99-2000
 Luman, Rich, 1955-56
 Lumis, Doran, 1948
 Lundgren, Ray, 1917-18
 Luster, JayDee, 2010-11-12
 Lyon, Terry, 1961

Madia, Ken, 1971
 Makun, Omoniyi, 2003-04
 Mangus, Que, 1968
 Mankin, John, 1948
 Mann, Bradley, 1998-99-2000
 Martin, Tony, 1982-83-84
 Martinez, Luke, 2012
 Martindale, Ev, 1966
 Mattieson, Clyde P., 1917
 Mayberry, Lee, 1990
 M'Baye, Amath, 2010-11
 McClendon, Dwight, 1980-81-82
 McCracken, Tracey S., 1914
 McDonald, Robert, 1954-55
 McFall, Brett, 1998-99-2000-01
 McGinty, Ed, 1931-32-33-34
 McIntyre, Kerry, 1990
 McLean, Glenn, 1966
 McMillian, Chris, 1999-2000-01-03
 McNiff, Jack, 1929-30-31-32
 McWhinnie, James, 1922-23
 McWhinnie, Ralph E., 1920
 Merz, Julius, 1905
 Meyer, Bill, 1971
 Mingo, Ronell, 2001-02
 Moir, Clarence, 1905-06-07-08-09
 Moore, Bernie, 1937-38
 Moore, Bob, 1972
 Moore, Robert, 1953-54-55
 Morgan, Robert, 1939
 Mountjoy, Steve, 1968-70-71
 Mountz, Dennis, 1970-71 -72-73
 Muir, Lou, 1941
 Mulvehall, James, J., 1953-54
 Muojeke, Afam, 2009-10-11-12
 Murray, David, 1993-94

Nance Jr., Larry, 2012
 Nau, Earl, 1961
 Neece, Marion, 1935
 Neff, Sam, 1919-20-21-22
 Nelson, Carl J., 1958
 Nelson, Clifford, 1965-66-67-68
 Nelson, Douglas, 1963

Nelson, Travis, 2007-08
 Nelson, William, 1958-59-60
 Neuman, Gary, 1971
 Neuman, Ted, 1937-38-39
 Nielson, Gerald, 1958
 Noll, Doug, 1974
 Nostrand, George, 1945
 Nsonwu-Amadi, Uche, 2001-02-03

Ogirri, Sean, 2009
 Okoye, Ike, 2006-07
 Ollie, Kenneth, 1978-79-80-81
 Olsen, Walter, 1935
 Ortiz, David, 1984
 Outsen, Robert, 1926-27-28-29

Page, Reggie, 1990-91
 Parsons, George, 1966
 Partridge, E.B., 1916-17
 Peck, George, 1964
 Penner, Rod, 1970-71-72-73
 Pettersson, John, 1999
 Peyton, Max, 1947-48-49
 Phillips, Donald, 1992-94
 Phillips, Gary, 1975-76-77-78
 Pierce, John, 1914
 Pierce, Ora Pat 1925-26-27
 Pilch, John, 1947-48-49
 Pitz, Armine, 1910-11-12
 Platt, Eric, 2007-08
 Ploen, Jeff, 1969
 Poindexter, Reuben, 1965-66
 Pollard, Ed, 1966
 Popovich, Steve, 1967-68-69-70
 Porter, Levi, 1998-99
 Porter, Robert, 1945-46
 Prestergrad, O.E., 1910-11
 Price, H.H., 1906-07-09-10-11

Radovich, George, 1950-51-52
 Ragin, Torin, 1996-97
 Randle, Ken, 1972-73
 Ratliff, Theo, 1992-93-94-95
 Ray, Earl, 1943-46
 Rayko, Paul, 1964
 Rea, Steve, 1972
 Reed, Gerald, 1948-49-50
 Reese, James, 1943-46-47
 Remme, Tim, 1989
 Renner, Jim, 1982-83
 Rerink, Ray, 1946
 Revak, Tony, 1976-77-78
 Rewers, Brian, 1990-91-92-93
 Rhynsburger, Bob, 1957-58
 Rice, Jettie, 1975-76-77-78
 Richardson, Donta, 2002-03
 Richardson, Jim, 1968
 Richardson, Kevin, 1987
 Richardson, Randy, 1963-64-65
 Ries, Joe, 2001-02-03-04
 Rivers, Ron, 1952-53-54
 Roberson, Willie, 1970-71
 Roberts, Bill, 1946
 Roberts, E.N., 1907
 Roberts, Jeron, 1995-96-97-98
 Robertson, Greg, 1971
 Robinson, Duane, 1973-74
 Robinson, John, 1975-76
 Robinson, Flynn, 1963-64-65
 Robinson, Ken, 1968
 Rochlitz, Ken, 1960-61-62-63
 Rochlitz, Ron, 1961
 Roehrkasse, Lenny, 1974

Roehrkasse, Bruce, 1978-79-80
 Rogers, Neil, 1912-13-14-15
 Rogers, Ted, 1945-46-47
 Rollins, Oliver, 1935
 Romanski, Bob, 1970
 Roney, Ted, 1969-71-72
 Roney, Lewis, 1942-43-47
 Ross, Edward, 1931
 Ross, H. Edward, 1957
 Rothman, Willie, 1940-41-42
 Rottinghaus, David, 2001-02-03-04
 Rugg, Kenneth, 1931-32-33-34
 Rutz, LeRoy, 1951-52
 Ryan, Dan, 1972

Sailors, Kenneth, 1941-42-43-46
 Samuels, Kurt, 1988
 Samuelson, Morris, 1950-51 -52
 Sanders, Hasson, 1992
 Sankey, Terry, 1963
 Sawyer, Gregg 1995-96-97-98
 Scarlet, Richard, 1960
 Schell, James, 1954
 Schnartz, Joe, 1930-31-32-33
 Shanor, Craig, 1973-74-75-76
 Sharp, Bill, 1952-53
 Sharp, Tom, 1956
 Sharp, Warren B., 1950-53-54
 Sherman, Richard, 1963-64-65-66
 Sherrell, Dion, 2004-05
 Shockey, Steve, 1983
 Simpson, Alan, 1953
 Simpson, M.L., 1918-19-20-21
 Simpson, Pete, 1953
 Skinner, Fred, 1909-12-13-14
 Slater, Reginald, 1989-90-91-92
 Smith, Aaron, 1995-96
 Smith, Anthony, 1983
 Smith, Brad, 1967-69-70
 Smith, Jack, 1940-41
 Smith, Kenny, 1989-90
 Smith, Shakir, 2012
 Smyth, Walter P., 1915-16-21-22
 Sommers, Jonathan, 1986-87-88
 Songondo, Bienvenu, 2006-07-08
 Spencer, Damian, 1992
 Spencer, James, 2007
 Steckman, Robert, 1960-61
 Stephenson, E.W., 1956
 Storey, Jack, 1949
 Storey, James, 1922
 Storey, Jim, 1949
 Straight, Jay, 2002-03-04-05
 Strannigan, Bill, 1941-42
 Stuart, William, 1961-62
 Stuckey, Melvin L., 1957
 Studdard, Brett, 1992-93
 Stumpf, Herman, 1959
 Sullivan, James, 1935-36-37
 Sutpin, Stores, 1906
 Swanson, Gordon, 1961
 Sylla, Boubacar, 2010

Taylor, Joseph, 2007-08
 Teller, Kenneth, 1951
 Thaxton, Galand, 2009
 Thesenvitz, Greg, 1979-80-81-82
 Thiam, Djibril, 2009-10-11
 Thomas, Claude, 1928-30-31
 Thomas, Lawrence, 1965
 Thompson, Robert O., 1957
 Thompson, Lynn, 1914
 Thompson, Will, 1905-06-07-08

Thompson, Don, 1920-21-22-23
 Todorovich, Mike, 1947
 Totta, Roman, 1993-94
 Traylor, Bobby, 1992-93-94-95
 Treece, Terry, 1979-80
 Tucker, Tim, 1980
 Tyson, Rod, 1986-87-88-89

Udezue, Ugo, 1998-99-2001-02

Varden, Ed, 1951
 Vecchio, Ken, 1976-77-78
 Venn, Barry, 1969
 Vines, Scottie, 2001
 Vivion, Verne, 1945
 Volker, Floyd, 1942-43-47
 VonKrosigk, Gary, 1965-67-68-69

Wabbington, Derek, 2005-06
 Waddell, Adam, 2009-10-11-12
 Waite, Don, 1943
 Walker, Adam, 1951
 Wall, Myron, 1906
 Walsh, Edmund, 1924
 Walsh, Robert, 1965
 Ward, Gary, 1974
 Washington, Derek, 1996-97-98
 Washington, Leonard, 2012
 Washpun, Troy, 1983-84
 Watsabaugh, Rob, 2010-12
 Watson, Mikel, 2004
 Wattree, Eric, 1993-94
 Webb, Jerry, 2004-05
 Wegenke, David, 1992
 Weigand, Lee, 1935-36-37-38
 Weir, James, 1941-42-43-46
 Wells, Mike, 1970
 West, Willard, 1932-33-34-35
 Westhoff, Gordon, 1963-64-65-66
 Wheeler, M.M., 1907-08
 White, Mike, 1978-79
 Whitefoot, Harold, 1958
 Whitehead, LaDrell, 1995-96-97
 Whitman, Joe, 1912-13
 Wildenborg, Ryan, 2003
 Wilkinson, Richard, 1965-66
 Williams, Clauzell, 1988-89
 Williams, Dale, 1959
 Williams, Justin, 2005-06
 Wills, Andrew W., 1915-16-17
 Wilson, Bob, 1966-67-68-69
 Wilson, Oliver, 1987
 Wilson, Roy, 1968-69-70-71
 Windis, Tony, 1957-58-59
 Wing, Charles, 1953-54
 Winland, Ralph, 1968
 Winterholler, Bert, 1966
 Winterholler, John, 1937-38-39
 Winterling, Ethan, 1978-79
 Wirth, Quinn, 1985-86-87
 Witte, Leslie, 1930-31-32-33
 Wood, John, 1972
 Worthington, L.S., 1907-08-09-10
 Wrapp, Mark, 1980-81-82-83

Young, Andy, 1997-98-2000
 Young, Lew, 1936-38-39

Zimmerman, Pete, 1974-77