

THE OFFICIAL
TULSA GOLDEN HURRICANE
RECORD AND FACT BOOK
2013



TREY WATTS
SENIOR • Running Back

The Maxwell Award Watch List
Doak Walker Award Watch List
Paul Hornung Award Watch List

2012 Conference USA Champions



35 Conference championships

5 Oklahoma Collegiate Conference Championships

3 Big Four Conference Championships

25 Missouri Valley Conference Championships

2 Conference USA Championships

TABLE OF CONTENTS

Introduction 1

Table of Contents.....	1
2013 Football Schedule.....	1
Tulsa Quick Facts.....	1
Media Information.....	2
C-USA Teleconference Schedule.....	2
Numbers to Know.....	3
Blankenship Radio Call-in Show.....	3
Athletic Media Relations Staff.....	3
Directions to H.A. Chapman Stadium.....	3
The University of Tulsa.....	4
The City of Tulsa.....	5
H.A. Chapman Stadium.....	6-7
Case Athletic Complex.....	7
Notes Page.....	8

Players 9

Tulsa Football Notes.....	10-11
Depth Chart.....	12
Returning Letterwinners.....	12
Pronunciation Guide.....	13
Team Analysis.....	13
Season Preview.....	14-17
2013 Numerical Roster.....	18-19
2013 Alphabetical Roster.....	20-21
Player Profiles.....	22-43
Returning Walk-on Athletes.....	44-45
Newcomers Roster.....	46
Tulsa Newcomer Profiles.....	46-48

Staff 49

Head Football Coach.....	50-51
Coaching Staff.....	52-57
Football Support Staff.....	57
President.....	58
Director of Athletics.....	59
Notes Page.....	60

Review 61

2012 Game-by-Game Review.....	62-68
2012 Season Results.....	69
2012 Team and Individual Statistics.....	69-72
2012 Tulsa Individual Superlatives.....	73
2012 Tulsa and Opponent Season Highs and Lows.....	73
2012 Opponent Individual Superlatives.....	74
2012 Starting Lineups.....	74
2012 Team Game-by-Game Summaries.....	75
2012 Individual Game-by-Game Offensive Stats.....	76
2012 Individual Game-by-Game Tackle Chart.....	77
2012 Participation Chart.....	78

C-USA 79

Conference USA Profile.....	80
2012 C-USA Standings.....	81
2012 C-USA Team Stats.....	81-82
2012 C-USA Individual Stats.....	82-83
2013 C-USA Composite Schedule.....	84
2013 C-USA Football TV Schedule.....	85-86
2013-14 Bowl Schedule.....	86

Opponents 87

2013 Opponents.....	88-90
Series History Against 2013 Opponents.....	91-92

History 93

Tulsa Football Historical Review.....	94-102
Hurricane Bowl History.....	103-109
Pro Football Hall of Fame Inductees.....	109
Retired Jerseys.....	110
National Awards.....	110
All-Americans.....	111
Tulsa's Pro Draftees.....	112-113
Hurricane in All-Star Games.....	114
Current NFL Players.....	114
Tulsa's Conference History.....	115
All-Conference Selections.....	116-118
Conference Honors.....	118

Records 119

Tulsa's NCAA Records/Annual Champions.....	120-121
Individual Season Leaders.....	122-126
Tulsa Team Records.....	127-128
Tulsa Individual Records.....	129-130
Opponent Team Records.....	131-132
Game Streaks.....	132
Longest Plays.....	133
Hurricane 100-Yard Receivers.....	134-135
Hurricane 300-Yard Passers.....	135
Hurricane 100-Yard Rushers.....	136-137
Top-10 Single Game Performances.....	138
Top-10 Single Season Performances.....	139
Tulsa's Record by Decades.....	139
Top-10 Career Performances.....	140
Top Crowds to See Tulsa Play.....	141
Series Records vs. All Opponents.....	142-143
All-Time Head Coaching Records.....	143
Top 10 Winningest Coaches.....	143
Season-by-Season Review.....	144-146
Tulsa Won-Lost Records.....	146
Tulsa Athletic Hall of Fame.....	147
Homecoming Game Results.....	148
Tulsa in the National Polls.....	148
All-Time Results.....	149-162
Notes Page.....	163-164

Tulsa Quick Facts

Location: Tulsa, Oklahoma
Enrollment: 4,326 (3,160 undergraduates)
Founded: 1894
Nickname: Golden Hurricane
Colors: Old Gold, Royal Blue, Crimson
Affiliation: NCAA Division I-A
Conference: Conference USA
President: Dr. Steadman Upham
Faculty Representative:
 Christopher Anderson
VP & Director of Athletics:
 Dr. Derrick Gragg
Head Football Coach:
 Bill Blankenship, 3rd year
 Overall Record: 19-8 (2 years)
 School Record: same
2012 Record: Won 11, Lost 3
2012 C-USA Record: Won 7, Lost 1
 (1st place)
Offense: Spread No-Huddle
Defense: 4-3
Stadium: Skelly Field at H.A. Chapman
 Stadium (30,000)
Surface: FieldTurf



2013 Tulsa Football Schedule

Aug. 29 (Th)	at Bowling Green (ESPNU)	6:00 pm
Sept. 7	COLORADO STATE (CBS SN)	6:00 pm
Sept. 14	at Oklahoma (ABC, ESPN/2)	11:00 am
Sept. 26 (Th)	IOWA STATE (FOX 1)	6:30 pm
Oct. 5	RICE* (CBS SN)	2:30 pm
Oct. 12	at UTEP* (FOX 1/FSN)	TBA
Oct. 26	at Tulane* (CST)	2:30 pm
Nov. 2	UTSA* (CBS)	2:30 pm
	HOMECOMING	
Nov. 9	at East Carolina* (FOX 1/FSN)	TBA
Nov. 14 (Th)	MARSHALL* (FOX 1)	6:30 pm
Nov. 23	at LA Tech* (CBS SN)	6:00 pm
Nov. 30	NORTH TEXAS* (FOX 1/FSN)	TBA

*Conference USA Games • **BOLD** indicates home games
All Game Times are Central Time Zone

INTRO

PLAYERS

STAFF

REVIEW

C-USA

OPPONENTS

HISTORY

RECORDS

Media Information

Credentials

Requests for working press credentials for Tulsa's home football games must be sent to the Athletic Media Relations Office by mail or emailed on company letterhead to donald-tomkalski@utulsa.edu.

Members of the electronic media and those daily and Sunday papers covering Tulsa and its opponents on a regular basis will receive first priority for credentials. If space permits, every attempt will be made to honor other requests.

Credentials will not be mailed. Credentials can be picked up at the TU Athletic Media Relations Office during the week of the game or on gameday three hours prior to kickoff at the press will call window at the corner of Gary and Florence Avenues.

All credentials are non-transferable and are limited to members of the working media only. Your cooperation in this matter will help ensure the best possible working conditions in the H.A. Chapman Stadium Press Box and on the sidelines.

Parking

Media parking will be located in the Mabey Gymnasium West Parking Lot (the corner of 8th Street and Florence Ave; enter on 8th Street from Delaware Avenue). Proper parking credentials will be needed for entrance to the lot. These parking credentials are issued by the Athletic Media Relations office. A limited number of parking spaces are available, therefore, members of the electronic media and those daily and Sunday papers covering Tulsa and its opponents on a regular basis will receive first priority. In order to park satellite trucks or vehicles for radio remotes contact the TU Athletic Media Relations Office in advance of the game.

Television Live Truck Parking

Parking for Television Live Trucks is located on Florence Avenue at the corner of 8th Street and Florence Ave. TV pedestals are located there. The proper **MEDIA PARKING CREDENTIAL** will be issued for this area. You can access this parking lot from the west only, coming down 8th Street. Arrangements for TV stations must be made in advance.

Press Box

The press box is located on the west side of H.A. Chapman Stadium. The Working Press Level is located the fourth floor of the Press Box. In addition to print media, **Radio and TV Broadcast Booths are also located on the fourth floor.** There is a TV Photo Deck located on the fifth floor. This level accommodates team video and and television film crews.

Player Interviews

All requests for interviews with Tulsa players should be made through the Athletic Media Relations Office. Please make your request a day in advance to allow enough time to arrange the interview. The best time for extended interviews is normally between 10:00 a.m. and 1:00 p.m., depending on the players' class schedules and team obligations. Television stations usually will be able to do interviews of a shorter duration after practice, but make arrangements with the athletic media relations office. **The last time for player interviews is Thursday following practice, except on non-Saturday game weeks. Contact the athletic media relations office for exact days and times of media availability for non-Saturday game weeks.**

Media are asked to set-up all player and coach interviews by calling the athletic media relations office.

Covering Practice

Tulsa's practices are closed to the public. **Television video and photography of practice is allowed between Tuesday-Wednesday for a selected period of time.** Practices will be held at H.A. Chapman Stadium and Harwell Field. Head Coach Bill Blankenship and players (depending on class schedules) are usually available for interviews after practice. Please contact the Athletic Media Relations Office earlier in the day to request interviews and to check on practice times.

Weekly News Conference on Tuesdays

Tulsa Head Coach Bill Blankenship will meet with the media usually on Tuesday's throughout the season for his weekly news conference (except on non-Saturday game weeks - check with the athletic media relations office). Select players will be made available following Coach Blankenship. News conferences will be held from 12 noon to 12:45 pm in the Lettermen's Lounge

in the Case Athletic Complex (north end zone building). Enter through the main entrance on the west side of the building. All working media are encouraged to attend. A schedule of weekly press conferences will be sent to the media. All other requests for interviews with Coach Blankenship should be directed to the Athletic Media Relations Office.

Internet, Telephones

Wireless and hardwire internet connections are available in the H.A. Chapman Stadium Press Box. Phones, stat monitors and TV monitors are available to the media in the press box as well.

Post-Game Interview Policy

The Tulsa locker room is closed. Head Coach Bill Blankenship will be available to the media in the Lettermen's Lounge in the Case Athletic Complex for approximately 10 minutes prior to his radio show. In addition to Coach Blankenship, requested Tulsa players will be available to the media as well. For home games, the visiting team has access to a post-game interview room at the back entrance to the team locker room.

Photographers

Photographers are reminded that credentials must be properly displayed at all times. Photographers can transmit photos from the the Press Box or in the Case Athletic Complex Media Room. Enter the main entrance on the west side of the building from the plaza level. Wireless and hardwire internet connections are available in both areas.

Sideline Policy

All non-team personnel including **photographers are not permitted in either teams' bench area (between the 25-yard lines) and must stay behind the 12-foot restraining line that surrounds the field. Media can get from north to south by passing behind the benches.**



Numbers To Know

Area Code - 918

Press Box.....	631-5513/631-5514
Athletic Media Relations Fax.....	631-3913
Athletics Administration.....	631-2381
Athletics Administration Fax.....	631-3670
Football Office.....	631-2393
Football Fax.....	631-2127
Athletic Web Site.....	www.tulсахurricane.com
Twitter.....	twitter.com/tulсахurricane
Facebook.....	facebook.com/tulсахurricane

The Bill Blankenship Radio Call-in Show

The Bill Blankenship Radio Call-in Show will air on normally on Mondays, from 7-8 pm. The show is located at Naples Flat Bread Wine Bar, 4929 East 71st Street (71st & Yale Ave.). The show can be heard on AM 740/FM 102.3 Newstalk KRMG.

Aug. 26	Sept. 30	Oct. 28	Nov. 18
Sept. 2	Oct. 7	Nov. 4	Nov. 25
Sept. 9	Oct. 14	Nov. 11	Dec. 2
Sept. 23			



collegepressbox.com
EVERYTHING BUT THE PRE-GAME MEAL

CollegePressBox.com is the official media website for Conference USA football. Access and download weekly game notes, statistics, media guides and more for the conference and each of its 14 member schools throughout the season. Login information will be distributed by the conference office to accredited media or you can apply for a password by sending an e-mail to password@collegepressbox.com.

This publication has been provided to assist you in your coverage of Tulsa football. We hope that it will be an invaluable asset to you during the 2013 season. Specific requests for other items should be directed to Don Tomkalski, Associate Athletics Director for Communications, 800 South Tucker Avenue, Tulsa, Okla. 74104-3189.

The 2013 Tulsa Media Guide is published by The University of Tulsa Athletic Media Relations Office. It is designed and printed by Transcript Press of Norman, OK.

Photographic contributions made by the Dave Crenshaw, John Lew, Erik Campos, Brett Rojo, Walt Beazley, Miami Dolphins, Tulsa Metro Chamber of Commerce and the Tulsa World.

The University of Tulsa is an equal opportunity/affirmative action institution. For EEO/AA information, contact the Office of Legal Compliance at (918) 631-2423; for disability accommodations, call (918) 631-2315.

Athletic Media Relations Staff



Don Tomkalski

Senior Associate AD/Communications
Football Contact
Email: donald-tomkalski@utulsa.edu
Office: 918-631-3200
Cell: 918-640-0683



Stephanie Hall

Assistant Director
Email: stephanie-hall@utulsa.edu
Office: 918-631-2163
Cell: 918-232-2393



Eric Hollier

Assistant Director
Football Secondary Contact
Email: eric-hollier@utulsa.edu
Office: 918-631-2492
Cell: 225-978-4590



Will Toman

Media Relations Assistant
Email: will-toman@utulsa.edu
Office: 918-631-3720
Cell: 608-577-2646

Directions to H.A. Chapman Stadium

From: West (Oklahoma City)

1. Take I-35 North to I-44 East/Turnpike exit.
2. Take I-44 to I-244 East exit.
3. Take I-244 to Harvard Ave. exit, turn right at stoplight.
4. Turn right on 8th Street. Skelly Stadium is on your left.

From: East (from I-244)

1. Take US-169 North towards Owasso.
2. Exit US-169 at I-244/US-412 toward Tulsa/Joplin.
3. Take I-244 West, exit at Harvard Ave.
4. Turn left at stoplight.
5. Turn right on 8th Street. Skelly Stadium is on your left.

From: North (from I-35)

1. Exit I-35 at US-412 East/Cimarron Turnpike.
2. Take US-412 to Harvard Ave.
3. Turn right on Harvard Ave. at stoplight.
4. Turn right on 8th Street. Skelly Stadium is on your left.

From: South (Dallas)

1. Take I-35 North.
2. Take I-40 East/I-35 North/US-62 East, exit toward Wichita/Ft. Smith.
3. Take I-35 North to I-44 East.
4. Take I-44 East/Turnpike exit.
5. Take the I-244 East exit.
6. Exit on Harvard Ave., take right at stoplight.
7. Turn right on 8th Street. Skelly Stadium is on your left

The University of Tulsa

As a comprehensive, doctoral-degree-granting institution, The University of Tulsa provides undergraduate, graduate, and professional education of the highest quality in the arts, humanities, sciences, business, education, engineering, law, nursing, and applied health sciences.



The University's mission is nurtured and supported by:

- exceptional faculty, who draw students into the pursuit of knowledge, introducing them to the pleasures and responsibilities of the life of the mind in a challenging world, and who include in their numbers the 1998-99 Carnegie Foundation Professor of the Year for all U.S. doctoral and research universities, a national Carnegie Foundation Pew Scholar, a Carnegie Foundation Professor of the Year for Oklahoma, a member of the National Academy of Engineering, and four Fellows of the Institute for Advanced Study;
- a humanities-based general curriculum that stimulates scientific, social, and artistic inquiry, while stressing competence in oral and written communication;
- graduate, professional, and research programs that foster advanced theoretical development, promote professional preparation, enhance the quality of the faculty, and extend the University's international reach;
- substantial library resources and information technology that support research and classroom learning;

- a residential campus that fosters a sense of community and integrates curricular and extracurricular life;
- and abundant opportunities for students to undertake community service, internships, and study abroad; to participate in substantive research, often as early as the freshman year; and to study and reflect in ways that foster intellectual, spiritual, and moral growth.

TU's 230-acre campus is located two miles east of downtown Tulsa, a metropolitan city with a population of about 400,000. The city's remarkable cultural, technological, and economic resources nourish the university's mission and enrich its life, just as the university, in turn, enriches the city.

In its vibrant urban environment, The University of Tulsa offers a diversity of learning experiences, a balance between career preparation and liberal education, teaching, and research, and endeavors to instill in its students an understanding that stature as an individual and value as a member of society depend upon continual learning.

TU Fact Sheet

Location: Tulsa, Oklahoma (pop. 400,000)

Founded: 1894

Institution Type: Private, doctoral degree granting, accredited, coeducational

Affiliation: Nondenominational; founded by the Presbyterian Church (U.S.A.) in 1894

Enrollment: 4,326 (3,160 undergraduate, 1,166 graduate and law)

Programs: 61 undergraduate, 42 graduate, 15 doctoral

Average class size: 19

Student/faculty ratio: 11 to 1

Full-time faculty: 318

Endowed chairs and/or professorships: 42

Average ACT score (2012 freshman class): 28

Average SAT score (2012 freshman class): 1280

Top ten percent of high school class (2012 freshman class): 72 percent

National Merit Scholars: 185

TU Presidential Scholars: 193

Students from multicultural/international backgrounds: Multicultural 18 percent; International 22 percent

Percentage receiving some type of financial aid: 84 percent

Competitive Scholarships

Since 1995, TU students have received:

- 57 Goldwater Scholarships
- 50 National Science Foundation Graduate Fellowships
- 37 Department of Defense Fellowships
- 12 Fulbright Grants
- 11 Truman Scholarships
- 11 Phi Kappa Phi Graduate Fellowships
- 9 Morris K. Udall Scholarships
- 5 British Marshall Scholarships

Athletics: Division I – 18 men's and women's teams

Conference: Conference USA

Nickname: Golden Hurricane

Colors: Old Gold, Royal Blue, Crimson

Tulsa, Oklahoma — “Green Country”

Tulsa is nestled in the northeastern quadrant of Oklahoma, right in the heart of “Green Country.” The rolling green hills and wooded terrain of the city lies at an elevation of 700 feet above sea level and offers a temperate climate. Tulsans enjoy 227 days of sunshine a year and an average daily temperature of 61 degrees. The rainfall average is approximately 40 inches, and continually changing conditions occur in the city during all four seasons.



What began as Tulsee Town in 1836 under a sturdy oak tree, which still stands today at 18th and Cheyenne Streets, is today the second largest city in Oklahoma. Ask people to describe Tulsa, and you'll likely get many different answers. It was a city forever changed by the discovery of oil in 1901. It is home to art deco treasures and nationally renowned museums. Its African American heritage left its mark, in both the business and music worlds. And it's a city of nostalgia and special memories for countless Americans due to its location on historic Route 66.

Tulsa boasts a widely diversified business base, including aerospace, telecommunications, manufacturing, construction, high technology, healthcare, education, transportation and energy.

Tulsa has the second shortest commute time in the nation, ranks 15th in the nation for the highest rate of high school graduation and boasts a cost of living at 11.5 percent below the national average while the

county per capita income is 20.7 percent above the national average.

Tulsa, one of “America’s Most Livable Communities,” is known as the Mecca for arts in Oklahoma. Art deco masterpieces are prevalent in many of our downtown buildings and churches. Spectacular works of art dot the trails of our beautiful River Parks. From the Tulsa Ballet and Tulsa Opera, to Broadway plays and musicals at the Performing Arts Center, to the Philbrook and the largest collection of Western American art at the Gilcrease, Tulsa’s rich cultural legacy greatly enhances our citizen’s quality of life.

The BOK Center hosts the top names in entertainment, as well as major sporting events including the 2011 NCAA Basketball Second & Third Rounds.

For a great shopping experience, a visit to Cherry Street or Utica Square is a must, and for those who would rather spend the afternoon on the links, Tulsa has

several exclusive golf courses to choose from. During summer months, Rodgers and Hammerstein’s classic musical, Oklahoma!, is performed at the Discoveryland amphitheater where a barbecue dinner and roping lessons add to the evening’s entertainment. Tulsa is also home to several outstanding events too numerous to list, but those worth a mention include Mayfest, the Gatesway International Balloon Festival, Oktoberfest and the Tulsa Pow Wow of Champions.

The Tulsa Port of Catoosa is acclaimed as one of the largest, most inland river-ports in the United States. The Tulsa International Airport offers direct service to most major U.S. cities and is another important contributor to our economic growth.

Ten higher education facilities serve the metropolitan Tulsa area. Options range from community college and vocational studies to undergraduate, graduate, and professional degree programs at both public and private universities.

- INTRO
- PLAYERS
- STAFF
- REVIEW
- C-USA
- OPPONENTS
- HISTORY
- RECORDS

Skelly Field at H.A. Chapman Stadium

Skelly Stadium received a new name in April 2007, changing to Skelly Field at H.A. Chapman Stadium. The stadium underwent a major facelift in the summer of 2008. On September 20, 2008, Tulsa opened the renovated stadium with a 56-14 victory over New Mexico.

On April 24, 2007, President Steadman Upham announced during his opening remarks at the school's annual All-Sports Banquet that the University had, within the past two hours, received the naming gift for renovation of the football stadium.

The H.A. and Mary K. Chapman Trust provided the financial gift for half of the estimated cost for renovation of the H.A. Chapman Stadium. Trustees of the H.A. and Mary K. Chapman Trust are Donne Pitman and Jerry Dickman.

The stadium now has a capacity of 30,000.

When the stadium was constructed in 1930 it was originally named Skelly Field, but was changed to Skelly Stadium in 1947 when 5,000 seats were added to north end zone.

For more than seventy years, Skelly Field has been the home field for University of Tulsa football.

Ground-breaking ceremonies were held on May 11, 1930 and the building race was on to complete the stadium for the upcoming season.

Skelly Field opened on October 4, 1930 against Arkansas. Although it had a seating capacity of 14,500, records show that 13,000 spectators were on hand for the game. Skelly Field was the original name, but changed in 1947 to "Stadium" when the north end zone seats were added.

On the opening kickoff of the first game, Arkansas fumbled and end Johnny Potts recovered for Tulsa. On the first play from scrimmage Billy Boehm scored the first touchdown in the north end zone of the stadium. Later, Chet Benefiel scored the the first touchdown in the south end zone. Tulsa went on to win the contest by a score of 26-6.

Since that day, some of college football's greatest stars have graced Skelly Field. Opponents the likes of Sammy



Following the 2007 football season, a complete renovation of H.A. Chapman Stadium began.

The stadium renovation included new seating throughout the stadium, restrooms, concession areas, new press box with luxury suites and club level seating, and a new scoreboard on the south side of the stadium, among other amenities. A new FieldTurf was installed in April 2008.

The steel structure on the stadium's west side was removed, substantially improving the aesthetics of the facility. The new structure on the west side has an exterior finish of pre-cast concrete panels trimmed with cast stone. This returns the façade to the original architecture of the stadium, keeping the traditional look and feel of other campus structures

Opening Skelly Field was a dream come true for Coach Elmer "Gloomy Gus" Henderson. Before Tulsa played its home games in Skelly Field the Golden Hurricane used McNulty Park, the minor league stadium that was the forerunner of Oiler Park. McNulty was located near the corner of 11th street and Elgin.

An unprecedented wave of prosperity swept over America in 1928 and wealthy Tulsa oil men began listening to Henderson's dream. The trustees were proceeding with plans for a stadium on faith that a donor would appear. In April, 1930, William Skelly, a long-time friend of the University, gave \$125,000 to the stadium fund if another \$175,000 could be raised. The remaining money was raised by Tulsa businessmen who organized the Stadium Corporation of Tulsa.

Baugh, Ollie Matson, Bob Fenimore, Walt Garrison, Gino Toretta, Keith Jackson and Ladaian Tomlinson are a few of the games' greatest to step on the Skelly Field turf.

Tulsa's own Glenn Dobbs in the 1940s, the passing combination of Heisman Trophy runners-up Jerry Rhome and Howard Twilley in the 1960s, reknown receivers Steve Largent and Drew Pearson in the 70s, the 1980s Palomino Express of Micheal Gunter and Ken Lacy and the stars from the 1991 Freedom Bowl Championship team thrilled Hurricane fans through the years.

In 2003, Tulsa's Humanitarian Bowl team excited fans by averaging over 37 points in six home games, while in the 75th anniversary year of Skelly Field the 2005 squad won

the Conference USA Championship and advanced to a second bowl game in three years.

The highest attended game in stadium history was 47,350 on September 26, 1987 against No. 1 - ranked Oklahoma.

Stadium Highlights

1930 — Groundbreaking ceremony for the 14,500 seat Skelly Field occurred on May 11. The first football game was played on Oct. 4, 1930 in front of a crowd of 13,000. Tulsa defeated Arkansas 26-6.

1938 — TU traded Skelly Field to the Tulsa Public Schools for the Philtower Building lot at 5th and Boston. TU began to lease the stadium from the board of education.

1947 — Lease renewal for Skelly Field was signed. The 5,000 seat north end zone stands were added and the scoreboard moved to the south end zone. Skelly Field was the original name, but changed to Skelly Stadium when the north end zone seats were added.

1953 — In August, former TU star Jim Finks played for the Pittsburgh Steelers in an exhibition game against the Chicago Bears before a crowd of 10,000.

1956 — On June 18, Evangelist Reverend Billy Graham held a one-night rally and set what was to that date a stadium record crowd of 28,000.

1960 — Newly formed American Football League entries, Houston Oilers and Dallas Texans, met in an exhibition contest in August.

1964 — The stadium corporation was reorganized and it planned to build two high school stadiums (LaFortune and McLain) in exchange for Skelly Stadium.

1965 — Skelly Stadium was enlarged to 40,235 seats at a cost of \$1,250,000. The track was removed, the field lowered and box seats added. The excavated dirt was used to support the new south end zone stands. Seating was added to the west stands plus a new two story press box, escalator and elevator. Work was completed in August.

1966 — The third story photo deck was added to the press box. Skelly Stadium turned into a baseball field for one game on May 5. The St. Louis Cardinals baseball club played their triple-A farm team, the Tulsa Oilers, in an exhibition game. The contest drew a crowd of 18,904, which saw the Cards beat Tulsa 5-4.

1968 — Skelly Stadium was returned to the University.

1972 — Tartan turf was installed in the summer months.

1977 — Professional soccer made its debut at Skelly Stadium with a preseason game.

1978 — The Tulsa Roughnecks, an NASL professional soccer team, moved into Skelly Stadium.

1979 — Getty Oil Company and Getty Refining and Marketing Company made a \$350,000 grant for refurbishing and repairs to the Stadium.

1980 — A modern scoreboard and animated message center was installed above the south stands. The sign package was donated by Dr. Pepper, KJRH Television and Getty Refining and Marketing Company. The largest crowd for soccer occurred on April 26 when the Roughnecks met the New York Cosmos before 30,831 fans.

1987 — The largest crowd in Skelly Stadium history, 47,350, saw Tulsa lose to the nation's number one-ranked Oklahoma Sooners, 65-0.

1982 — A new artificial turf was installed and the lighting system was replaced.

1984 — A new scoreboard above the north end zone and 25-second clocks were added in each end zone.

1991 — Stadia Turf, a new artificial surface, was installed in the summer. The football season had the highest season attendance average in school history with an average of 31,236 fans for seven home games.

1993 — A new scoreboard was erected in the south end zone. It was completed just one day before the home

opener on September 18.

2000 — New FieldTurf was installed in the summer. The synthetic artificial turf looks and feels like natural grass. The visiting team locker room was refurbished.

2003 — Installed new stadium lighting.

2005 — The north end zone stands were demolished in February, thus clearing way for the new Case Athletic Complex. The stadium seating was reduced from 40,385 to 35,542.

2007 — The Case Athletic Complex in the north end zone was completed in June; and on April 24, it was announced that the H.A. and Mary K. Chapman Trust has provided the financial gift for half of the estimated cost for renovation of the newly named H.A. Chapman Stadium.

2008 — The H.A. Chapman Stadium underwent major renovation and now has a new stadium capacity of 30,000.

2013 — A new playing surface, FieldTurf Revolution Cool Play featuring cork and rubber, was installed in the spring of 2013, as was an 80-foot LED electronic sign located on the south end zone field level wall.



Case Athletic Complex

The Case Athletic Complex opened in June 2007, less than three years after the plans were unveiled for the facility that houses Golden Hurricane football.

On November 11, 2004, University of Tulsa President Steadman Upham unveiled plans for the Case Athletic Complex to be located in the north end zone of Skelly Stadium. Excavation began on January 13, 2006.

The 30,000 square foot complex was built at a cost of \$10 million, and it began phase one of the renovation of Skelly Field. Phase Two began following the 2007 football campaign, when Skelly

Field at H.A. Chapman Stadium underwent major renovations.

The Case Athletic Complex, named for Mike Case, a developer and philanthropist who made a significant financial gift for the project, houses football coaches offices, meeting rooms, game day suites, academic support center for all student-athletes, football locker room and equipment room, athletic training room, video production suite and Lettermen's Club suite.

The facility provides the Tulsa football program with an exceptional every-day use facility, as well as providing all TU student-athletes with an area dedicated to academic enhancement.

INTRO

PLAYERS

STAFF

REVIEW


C-USA

OPPONENTS

HISTORY

RECORDS

NOTES



PLAYERS



Senior quarterback Cody Green leads an offense that ranked among the nation's top-30 for rushing, scoring and total offense in 2012.

INSIDE

2013 Tulsa Football Notes.....	10-11	2013 Numerical Roster.....	18-19
2013 Depth Chart.....	12	2013 Alphabetical Roster.....	20-21
2013 Returning Letterwinners.....	12	Player Profiles.....	22-43
Pronunciation Guide.....	13	Returning Walk-on Athletes.....	44-45
2013 Team Analysis.....	13	2013 Newcomers Roster.....	46
2013 Season Preview.....	14-17	2013 Tulsa Newcomer Profiles.....	46-48

2013 Tulsa Football Notes



SCHOOL RECORD 11-3 RECORD PUTS TULSA IN TOP-25 . . .

► Tulsa finished the 2012 season by tying a school record 11 wins with an overall 11-3 mark, while the Golden Hurricane won the Conference USA Championship and AutoZone Liberty Bowl Championship, en route to completing the season ranked No. 25 in the *USA Today*/Coaches national poll . . . Tulsa was also 29th in the Harris poll and 30th in the *Associated Press* poll.

ON OFFENSE IN 2013 . . .

► Tulsa returns seven starters on offense in 2013 . . . Tulsa's top two leading rushers – Trey Watts and Ja'Terian Douglas – return after combining for 2,044 yards and 10 TDs on the ground . . . quarterback Cody Green completed 54-percent of his passes for 2,592 yards and 17 TDs, and threw just 11 interceptions . . . the top three leading receivers (by yardage) – Keyarris Garrett (845), Jordan James (568) and Thomas Roberson (489) – return for the 2013 season.

ON DEFENSE IN 2013 . . .

► Tulsa may return just three starters on the defensive side of the ball, but two of those starters have been mainstays in the Hurricane defense for the previous three seasons . . . linebacker Shawn Jackson safety Demarco Nelson each has 200+ career tackles – Jackson has 272 and Nelson has 232 stops . . . Jackson enters the 2013 season needing two more sacks and three more stops for lost yardage to tie the school records . . . he has 18 career sacks for -113 yards and 37 TFLs for -162 yards.

OFFENSIVE PLAYERS ON PRESEASON WATCH LISTS . . .

► Tulsa has two offensive players represented on preseason watch lists . . . senior running back Trey Watts as been selected to the preseason Watch Lists for The Maxwell Award, given to the nation's most outstanding player; the Paul Hornung Award, given to the nation's most versatile player; and, for the nation's top running back, the Doak Awalker Award . . . junior receiver Keyarris Garrett has been named to the preseason list for the Biletnikoff Award, given to the nation's best receiver.

TULSA DEFENSE REPRESENTED ON WATCH LISTS . . .

► Tulsa defensive seniors Shawn Jackson and Demarco Nelson were named to the Bronko Nagurski Trophy Watch List, an award presented to the National Defensive Player of the Year . . . Nelson, a safety, was also selected to the preseason watch list for the Thorpe Award, given to the nation's best defensive back.

TULSA WINS AUTOZONE LIBERTY BOWL . . .

► Tulsa has now posted a 2-0 record in AutoZone Liberty Bowl appearances . . . the Hurricane played in the 2005 game and captured a 31-24 victory over Fresno State, while in 2012 Tulsa captured a 31-17 victory over Iowa State . . . Iowa State opened up a 10-0 lead and had a 17-7 lead after the first quarter, but the Hurricane scored the final 24 points for the victory . . . Tulsa's offense got on track and the defense was dominating in the final three quarters . . . Tulsa out-gained Iowa State 305-133 over the final three quarters.

LIBERTY BOWL MVP'S RETURN . . .

► Trey Watts was named the AutoZone Liberty Bowl Game MVP and Offensive MVP, while junior linebacker Shawn Jackson was the Defensive MVP . . . both return for the Hurricane in 2013 . . . Watts ran for 149 yards and a 6.0 average, while also returning four kickoffs for 83 yards . . . Jackson totaled nine tackles and two sacks for -8 yards.

TULSA HAS 47-17 RECORD IN C-USA PLAY . . .

► Entering its' ninth year as a member of Conference USA, the Hurricane has posted a 47-17 regular season record as a C-USA member for a .734 winning percentage . . . Tulsa has won at least six league games five times, including three 7-1 seasons (2007, 2011 and 2012) . . . Tulsa has now captured the C-USA West Division title four times outright (2005, 2007, 2008 and 2012), while sharing the West Division crown in 2010 . . . Tulsa has won two overall C-USA crowns (2005 and 2012),

TULSA NOW 22-6 AGAINST C-USA EAST DIVISION FOES . . .

► Although the look of Conference USA has changed this year, Tulsa still enters the year with an overall 22-6 record against C-USA East Division foes, including 20-4 in the regular season and 2-2 in the league's title game . . . Tulsa has gone 7-0 against C-USA East Division foes over the last two seasons . . . East Division foes on the Tulsa schedule this season include East Carolina and Marshall

Tulsa went 4-0 last year against the East Division with wins at UAB (49-42), at Marshall (45-38), and twice against UCF at home, including a 23-21 win in the regular season and a 33-27 win in the C-USA Championship Game . . . Tulsa won its first nine games against Eastern Division opponents . . . Tulsa was 7-0 in its first two seasons in the league against the East . . . Tulsa's first loss against the East Division came against UCF on Oct. 20, 2007.



The Hurricane is 13-2 at home and 9-4 on the road against the East Division . . . the only losses at home against East Division foes has come twice against East Carolina.

SUCCESS IN LAST 10 YEARS . . .

► The first three years of 2000's were lean for the Tulsa football, posting just a 7-28 combined record in 2000, 2001 and 2002 . . . however, in the last 10 seasons Tulsa has posted 84 victories for an 84-47 (.641) overall record . . . Tulsa has made eight Bowl game appearances in the past 10 seasons and has a 5-3 record . . . Tulsa has won two outright C-USA Championships (2005 and 2012), four C-USA West Division titles (2005, 2007, 2008, 2012) and shared one West crown (2010).

JACKSON CLOSING IN ON CAREER RECORDS FOR SACKS AND TFLs . . .

► In his first three seasons, linebacker Shawn Jackson has totaled 18 quarterback sacks for - 113 yards and 37 tackles for 162 lost yards . . . Jackson enters his senior season needing just two more career sacks to tie the school record of 20 held by Dennis Byrd (1985-88) and Sedrick Clark (1992-95) . . . he also needs three more TFLs to tie the school record of 40 shared by Don Blackmon (1976-80) and Sam Rayburn (1999-2002) . . . Jackson had 10.5 TFLs for -36 yards and five sacks for -25 yards last season.

HEAD COACHING EXPERIENCE ABUNDANT ON THE HURRICANE SIDELINES . . .

► Tulsa Head Football Coach Bill Blankenship is entering just his third year as a collegiate head coach, but he had 22 years as a head coach on the prep level . . . Blankenship also has three former college head coaches on his staff — Defensive Coordinator Brent Guy, Assistant Head Coach and Offensive Line Coach Denver Johnson and Assistant Head Coach/Special Teams Coordinator and Tight Ends Coach Scott Downing . . . Guy spent four seasons (2005-08) as the head coach at Utah State . . . Johnson was a head coach for 12 seasons, spending three seasons at Murray State (1997-99) and nine years at Illinois State (2000-08) . . . he compiled an overall 69-66 record at the two schools . . . Downing served as the head coach at Northern Colorado for the past five seasons (2006-10).

TWO-HEADED MONSTER AT TAILBACK . . .

► The Tulsa backfield has a two-headed monster in the likes of senior running backs Trey Watts and Ja'Terian Douglas . . . the duo has combined for 4,340 rushing yards and 21 touchdowns in their three seasons together . . . Watts has 2,186 career rushing yards and 7 TDs on 405 carries for a 5.4 average, while catching 58 passes for 757 yards and 5 TDs . . . Watts ranks 9th on the school's career rushing list . . . Douglas has tallied 2,154 career rushing yards and 14 TDs on 292 carries for a 7.4 average and ranks 10th on the school's career rushing chart . . . Watts has seven 100-yard career rushing games, including five in 2012, while Douglas has six career 100+ rushing games, including three in 2012 . . . in the 2012 season, Watts had

BEST RECORD OVER THE LAST SIX YEARS

Rk.	School	Overall Record	Season Records					
			2012	2011	2010	2009	2008	2007
1.	Boise State	71-8	11-2	12-1	12-1	14-0	12-1	10-3
2.	Alabama	68-12	13-1	12-1	10-3	14-0	12-2	7-6
3.	Oregon	65-14	11-1	12-2	12-1	10-3	10-3	9-4
4.	LSU	63-17	10-3	13-1	11-2	9-4	8-5	12-2
5.	Oklahoma	63-18	10-3	10-3	12-2	8-5	12-2	11-3
6.	Ohio State	62-15	12-0	6-7	12-1	11-2	10-3	11-2
7.	TCU	62-16	7-6	11-2	13-0	12-1	11-2	8-5
8.	Florida	61-19	11-2	7-6	8-5	13-1	13-1	9-4
9.	Virginia Tech	60-22	7-6	11-3	11-3	10-3	10-4	11-3
10.	BYU	57-16	8-5	10-3	7-6	11-2	10-3	11-2
11.	Southern Cal	57-20	7-6	10-2	8-5	9-4	12-1	11-2
12.	Texas	57-21	9-4	8-5	5-7	13-1	12-1	10-3
	Cincinnati	57-21	10-3	10-3	12-1	11-3	10-3	4-8
14.	West Virginia	57-23	7-6	10-3	9-4	9-4	9-4	11-2
	Georgia	57-23	12-2	10-4	6-7	8-5	10-3	11-2
16.	Utah	56-17	5-7	8-5	10-3	10-3	13-0	9-4
17.	Penn State	56-22	8-4	9-4	7-6	11-2	11-2	9-4
18.	Oklahoma State	55-22	8-5	12-1	11-2	9-4	9-4	7-6
19.	Wisconsin	55-24	8-6	11-3	11-2	10-3	7-6	9-4
20.	Tulsa	55-25	11-3	8-5	10-3	5-7	11-3	10-4
21.	Florida State	55-26	12-2	9-5	10-4	7-6	9-4	7-6
22.	Stanford	53-24	12-2	12-1	12-1	8-5	5-7	4-8
23.	Nebraska	53-28	10-4	9-4	10-4	10-4	9-5	5-7
24.	Missouri	52-26	5-7	8-5	10-3	8-5	10-4	12-2
25.	South Carolina	51-27	11-2	11-2	9-5	7-6	7-6	6-6

1,108 yards for a 6.0 average on 186 carries, while Douglas tallied 936 yards, seven TDs and a 6.8 average per carry.

CODY WILSON GETS C-USA POSTGRADUATE SCHOLARSHIP

► For the second straight year, a Tulsa football student-athlete was honored with the Conference USA's Jim Castañeda Postgraduate Scholarship Award . . . one recipient from each of the 12 C-USA schools is awarded the honor . . . for Tulsa, senior fullback Cody Wilson receives the postgraduate scholarship . . .



Wilson graduated with his bachelor's degree in communication in December 2011 and is currently pursuing his graduate degree in Education . . . he had a 3.304 grade point average as an undergraduate and has maintained a 3.778 GPA in graduate school . . . Wilson has played in 29 career games, including all 14 games a year ago for the Hurricane.

TULSA FOOTBALL HISTORY . . .

- Tulsa was the first school to appear in five straight New Years Day bowl games
- Tulsa has made 19 bowl game appearances
- TU has won 35 conference championships
- Tulsa has 37 All-Americans
- Tulsa has 316 all-conference selections
- The Golden Hurricane has produced three NFL Hall of Famers, the most among the Oklahoma schools — Jim Finks, Bob St. Clair and Steve Largent
- TU has the most former football players (4) to serve as head coaches in the NFL among Oklahoma colleges — Tommy Hudspeth (Detroit Lions), Sam Rutigliano (Cleveland Browns), Ray Rhodes (Green Bay Packers) and Lovie Smith (Chicago Bears)
- Tulsa has two Heisman Trophy runners-up — Jerry Rhome in 1964 and Howard Twilley in 1965
- Tulsa won a school record 11 games in the 2008 and 2012
- Paul Smith won the 2007 Wuerffel Trophy, while Wilson Holloway won the FedEx Orange Bowl-FWAA Courage Award in 2008

INTRO
PLAYERS
STAFF
REVIEW
C-USA
OPPONENTS
HISTORY
RECORDS

2013 Tulsa Depth Chart

TULSA OFFENSE

WR	1	Keyarris Garrett (6-4, 221, Jr-2L)
	80	Conner Floyd (6-1, 198, So-1L)
	88	Josh Atkinson (6-2, 195, Fr-RS)
LT	75	Davis Walton (6-4, 285, Jr-RS)
	68	Garrett Gladd (6-4, 303, So-1L) OR
	78	Blake Belcher (6-5, 300, Fr-RS)
LG	77	Jake Alexander (6-2, 295, Jr-2L)
	63	Chris Wallace (6-5, 318, Fr-RS)
	73	Rob Boyd (6-4, 310, Fr-HS)
	61	Josh Bencke (6-0, 293, So-SQ)
C	57	Dylan Foxworth (6-2, 275, Fr-RS) OR
	52	Billy Lafortune (6-0, 271, So-SQ)
	65	Gabe Moyer (6-2, 302, Sr-2L)
	53	Zac Uhles (6-4, 260, Fr-HS)
RG	65	Gabe Moyer (6-2, 302, Sr-2L) OR
	74	Stetson Burnett (6-4, 314, Sr-3L)
	54	James Floyd (6-2, 301, Fr-RS)
	62	Alec Henry (6-3, 330, Jr-1L)
	51	Blake Mejia (6-3, 280, Fr-HS)
RT	74	Stetson Burnett (6-4, 314, Sr-3L) OR
	76	Garrett Stafford (6-5, 314, So-1L)
QB	7	Cody Green (6-4, 245, Sr-1L)
	9	Dane Evans (6-2, 207, Fr-RS)
	18	Joseph Calcagni (6-1, 207, So-SQ)
	5	Ryan Rubley (6-4, 200, Fr-HS)
	8	Jaylen Lowe (6-0, 180, Fr-HS)
	13	Brad Valentino (6-1, 213, Jr-SQ)
TB	22	Trey Watts (5-11, 200, Sr-3L)
	25	Ja'Terian Douglas (5-11, 199, Sr-3L)
	24	Zack Langer (5-11, 211, So-1L)
	20	James Flanders (5-11, 186, Fr-RS)
	33	Michael Sorrells (6-2, 202, So-1L)
	39	Eddie Venters (5-9, 260, Jr-JC)
FB	41	Cody Wilson (6-0, 238, Sr-2L)
	48	Colby Scott (6-2, 242, So-SQ)
	40	Matt Luetjen (6-0, 217, Jr-RS)
	34	Chris Hall (6-0, 230, Fr-HS)
FL	12	Jordan James (6-2, 210, Sr-3L)
	2	Keevan Lucas (5-10, 190, Fr-HS)
	86	Zach Epps (6-5, 206, So-1L)
	6	Brock Dowling (5-11, 167, Fr-RS)
SE	26	Thomas Roberson (6-3, 195, Jr-2L)
	11	Derek Patterson (6-0, 189, So-1L)
	30	Chris Showels (5-8, 160, So-RS)
	85	Blake Kitrell (6-1, 218, Fr-RS)
OR		
TE	87	Charlie Copa (6-5, 264, Jr-1L)
	82	Tyler Wilson (6-7, 248, Fr-RS)
	90	Garrett McGrady (6-6, 230, Fr-GS)
	85	Kolton Shindelar (6-6, 252, Fr-HS)
	19	Joseph Byron (6-1, 208, Fr-RS)
	89	Patrick Jansen (6-2, 218, Fr-RS)
	84	Trevor Toliver (6-0, 249, Jr-JC)

TULSA DEFENSE

DE	97	Brentom Todd (6-3, 240, Jr-1L)
	96	Dalton Rodriguez (6-6, 258, Fr-HS)
	58	Colt Buehner (6-2, 232, Jr-TR)
DT	98	Jack Jewell (6-5, 292, Sr-2L)
	70	Jerry Uwaezuoke (6-3, 278, Fr-RS)
	75	Lionell Phillips (6-2, 285, Fr-HS)
	89	Thomas Shamet (6-2, 258, Fr-RS)
DT	99	Derrick Luetjen (6-3, 280, So-1L)
	8	Jesse Brubaker (6-4, 275, Fr-HS)
	93	Zac Webb (6-2, 280, Fr-HS)
	95	Hayden Carman (6-4, 274, Fr-RS)
	56	Evan Sheets (6-3, 242, So-SQ)
DE	46	Chris Hummingbird (6-2, 260, Jr-2L)
	54	Derrick Alexander (6-2, 270, So-1L)
	88	Cory Rahmings (6-3, 245, Fr-RS)
	94	Frankie Davis (6-3, 235, Fr-HS)
	91	Alex Pace (6-5, 242, Sr-SQ)
CANE	33	Mitchell Osborne (6-2, 210, Jr-2L)
	30	Luke Snider (5-10, 185, Jr-2L)
	49	Daniel Gibney (5-11, 232, So-SQ)
	33	Rob Riederer (6-0, 217, Fr-GS)
	59	C.J. Gooden (6-2, 220, Fr-HS)
	51	Evan Lanoue (5-11, 225, Fr-TR)
MIKE	40	Trent Martin (6-2, 233, So-1L)
	43	Donnell Hawkins (6-1, 226, Sr-2L)
	53	Jake Sizelove (6-0, 217, Jr-2L)
	38	Craig Suits (6-0, 210, Fr-GS)
	35	Matt Hickman (6-0, 227, Fr-RS)
	10	Rowdy Simon (5-11, 200, Fr-HS)
WILL	55	Shawn Jackson (6-0, 255, Sr-3L)
	27	DeWitt Jennings (5-10, 215, Sr-3L)
	24	Zik Asiegbu (6-0, 200, So-1L)
	48	Conner Sherwood (6-2, 231, Fr-RS)
	11	Jake Hanks (6-2, 230, Fr-HS)
	47	Blake Abbott (6-0, 216, So-SQ)
BAN	22	Michael Mudoh (5-10, 195, So-1L)
	5	Jeremy Brady (5-11, 195, Fr-RS)
	12	Micheal Thomas (6-0, 225, Fr-RS)
	28	Matt Linscott (6-2, 210, Fr-RS)
	46	Will Noel (6-0, 184, Jr-SQ)
	22	Shawn Norman (5-11, 180, Fr-RS)
FS	20	Demarco Nelson (6-0, 195, Sr-3L)
	39	Marcus Pate (5-11, 180, Sr-1L)
	49	Bradley White (6-0, 176, So-1L)
	21	Joe Bean (6-1, 195, Fr-HS)
	8	Jeff Calvert (6-1, 189, So-SQ)
BCB	6	Darrell Williams (5-10, 185, So-1L)
	9	Dwight Dobbins (5-9, 180, Jr-2L)
	23	Will Barrow (5-10, 170, Fr-HS)
	29	Jonathan Chavira (5-8, 171, Sr-SQ)
FCB	24	Darnell Walker, Jr. (5-11, 175, Fr-RS)
	7	Johnell Celistan (6-2, 175, Fr-GS)
	37	Austin McDaniel (6-0, 191, Sr-2L)
	15	Ray Crockett (6-1, 170, Fr-HS)
	2	Kerwin Thomas (5-10, 160, Fr-HS)

TULSA SPECIALISTS

KO	28	Cole Way (6-8, 226, Jr-2L)
FG/PAT	29	Kenneth Salazar (5-7, 161, Jr-TR)
P	28	Cole Way (6-8, 226, Jr-2L)
	26	Dalton Parks (6-3, 190, Fr-HS)
DS	18	Rey Higuera (5-11, 231, So-1L)
	47	Blake Abbott (6-0, 216, So-SQ)
HO	28	Cole Way (6-8, 226, Jr-2L)
	9	Dane Evans (6-2, 207, Fr-RS)
KOR	22	Trey Watts (5-11, 200, Sr-3L)
	20	Marco Nelson (6-0, 195, Sr-3L)
PR	22	Trey Watts (5-11, 200, Sr-3L)
	20	Marco Nelson (6-0, 195, Sr-3L)

RETURNING LETTERMEN (41)

No.	Player	Pos.
54	Derrick Alexander*	DE
77	Jake Alexander**	OG
24	Zik Asiegbu*	LB
74	Stetson Burnett***	OG
87	Charlie Copa*	TE
9	Dwight Dobbins**	DB
25	Ja'Terian Douglas***	RB
86	Zach Epps*	WR
80	Conner Floyd*	WR
1	Keyarris Garrett**	WR
68	Garrett Gladd*	OT
7	Cody Green*	QB
62	Alec Henry*	OG
43	Donnell Hawkins**	LB
18	Rey Higuera*	DS
46	Chris Hummingbird**	DE
55	Shawn Jackson***	LB
12	Jordan James***	WR
27	DeWitt Jennings***	LB
98	Jack Jewell**	DT
24	Zack Langer*	RB
99	Derrick Luetjen*	DT
40	Trent Martin*	LB
37	Austin McDaniel**	DB
65	Gabe Moyer**	OG
1	Michael Mudoh*	DB
20	Demarco Nelson***	DB
33	Mitchell Osborne**	LB
39	Marcus Pate*	DB
11	Derek Patterson*	WR
7	Thomas Roberson**	WR
53	Jake Sizelove**	LB
30	Luke Snider**	LB
33	Michael Sorrells*	RB
76	Garrett Stafford*	OT
97	Brentom Todd**	DE
22	Trey Watts***	RB
28	Cole Way**	P
49	Bradley White*	DB
6	Darrell Williams*	DB
41	Cody Wilson**	FB

LETTERMEN RETURNING BY POSITION (41)

Offense (19)

Offensive Line: 6
 Quarterbacks: 1
 Running Backs: 4
 Fullbacks: 1
 Tight Ends: 1
 Receivers: 6

Defense (20)

Defensive Line: 5
 Linebackers: 8
 Secondary: 7

Specialists (2)

Punter: 1
 Deep Snapper: 1

LETTERMEN LOST BY POSITION (19)

Offense (9)

Offensive Line: 3
 Quarterbacks: 1
 Running Backs: 2
 Receivers: 3

Defense (9)

Defensive Line: 4
 Linebackers: 1
 Secondary: 4

Special Teams (1)

Place-kicker: 1

Pronunciation Guide

Zik Asiegbu — Ah - see - eh - bu
 Joseph Calcagni — Cal - cag - knee
 Johnell Celistan — John-L. Sell - ih - stan
 Keyarris Garrett — Key - air - is
 Keevan Lucas — Kee - ven
 Derrick Luetjen — Loo - gen
 Matthew Luetjen — Loo - gen
 Michael Mudoh — Mew - dough
 Cory Rahmings — Rah - mings
 Rob Riederer — Reader
 Thomas Roberson — Robber - son
 Michael Sorrells — Soar - rels
 Zac Uhles — Yules (rhymes with rules)
 Jerry Uwaezuoke — You - wez - okay

2013 Tulsa Team Analysis

RETURNING STARTERS (13)

Offense (8)

Jake Alexander**	OG	6-2	295	Jr.	Jenks, Okla.
Stetson Burnett***	OG	6-4	314	Sr.	Lawton, Okla.
#Ja'Terian Douglas	RB	5-11	199	Sr.	Arlington, Texas
Keyarris Garrett**	WR	6-4	221	Jr.	Daingerfield, Texas
Cody Green*	QB	6-4	245	Sr.	Dayton, Texas
Jordan James ***	WR	6-2	210	Sr.	Lafayette, La.
Thomas Roberson**	WR	6-3	195	Jr.	Tulsa, Okla.
#Trey Watts***	RB	5-11	200	Sr.	Fairfax, Va.

Defense (3)

Shawn Jackson**	LB	6-0	230	Jr.	Tulsa, Okla.
Trent Martin*	LB	6-2	233	So.	Jenks, Okla.
Marco Nelson**	SAF	6-0	195	Jr.	Glenpool, Okla.

Special Teams (2)

Rey Higuera*	DS	5-11	231	So.	Gilbert, Ariz.
Cole Way**	P/KO	6-8	226	Jr.	Tulsa, Okla.

**Letters Earned*
Both players started 7 games in 2012

Part-Time Returning Starters (Pos./Starts):

Offense: Charlie Copa (TE/3), Gabe Moyer (OG/4), Garrett Stafford (OT/2)
Defense: Dwight Dobbins (CB/2), Donnell Hawkins (LB/1), DeWitt Jennings (LB/5), Mitchell Osborne (LB/5)

STARTERS LOST (13)

Offense (4)

Willie Carter****	H-B	6-2	231	Sr.	Crockett, Texas
Brian DeShane****	OT	6-3	305	Sr.	Tulsa, Okla.
Trent Dupy****	C	6-2	285	Sr.	Enid, Okla.
Jared Grigg***	OT	6-4	280	Sr.	Hindsville, Ark.

Defense (8)

DeAundre Brown****	LB	5-11	217	Sr.	Arlington, Texas
Daeshon Bufford****	DT	6-3	292	Sr.	Edmond, Okla.
Cory Dorris****	DE	6-4	275	Sr.	Jenks, Okla.
John Flanders****	CB	5-10	170	Sr.	Midwest City, Okla.
Derrick Jackson****	DT	6-2	294	Sr.	Del City, Okla.
Dexter McCoil****	FS	6-4	222	Sr.	Lutcher, La.
Lowell Rose***	CB	6-1	192	Sr.	Los Angeles, Calif.
Jared St. John***	DE	6-2	250	Sr.	Edmond, Okla.

Special Teams (1)

Daniel Schwarz*	PK	6-3	189	Fr.	Lawton, Okla.
-----------------	----	-----	-----	-----	---------------

**Letters Earned*

LETTERMEN LOST (19)

Offense (9)

Malachi Blankenship, WR*
 Bryan Burnham, WR**
 Willie Carter, H-B****
 Khiry Cooper, WR*
 Brian DeShane, OT****
 Trent Dupy, C****
 Jared Grigg, OT***
 Kalen Henderson, QB**
 Alex Singleton, RB***

Defense (9)

DeAundre Brown, LB****
 Daeshon Bufford, DT****
 Cory Dorris, DE****
 John Flanders, CB****
 Derrick Jackson, DT****
 Dexter McCoil, SAF****
 J.D. Ratliff, CB**
 Lowell Rose, CB***
 Jared St. John, DE***

Special Teams (1)

Daniel Schwarz, PK*

**Letters Earned*

INTRO
 PLAYERS
 STAFF
 REVIEW
 C-USA
 OPPONENTS
 HISTORY
 RECORDS

2013 Tulsa Season Preview

“You can’t live on past success, but you can build on past success.” — BILL BLANKENSHIP

In 2012, the Tulsa Golden Hurricane football team won the Conference USA Championship, the AutoZone Liberty Bowl and finished the year with a school record 11 wins and a top-25 national ranking.

Tulsa was hugely successful a year ago, but that success is behind this 2013 edition of the Hurricane.

“There’s a great sense of confidence with this team. The successes of the 2012 season have made this group hungrier for more. Success breeds success and the guys have gotten a little taste of it, and they understand the commitment it takes to stay on top,” said Blankenship.

Tulsa returns most of its offensive firepower that produced over 34 points, 245 rushing yards and 457 yards of total offense in 2012.

“Although, we have a couple of key spots to fill on the offensive line, there’s a lot more of a veteran feel to our offense. I really like the skill position players coming back,” said Blankenship.

Tulsa’s top two leading rushers – Trey Watts and Ja’Terian Douglas – return after combining for 2,044 yards and 10 TDs on the ground. Quarterback Cody Green completed 54-percent of his passes for 2,592 yards and 17 TDs, and threw just 11 interceptions, while Green’s top three targets are back. Those three receivers include Keyarris Garrett (845), Jordan James (568) and Thomas Roberson (489).

Whereas eight starters return on offense, just three starters are back on the defensive side of the ball. But two of those starters have been mainstays in the Hurricane defense for the past three seasons.

“We were encouraged with the defense coming out of spring practice as we took significant steps in filling the holes in the starting lineup,” said Blankenship.

“We had a very significant group of seniors that helped us play strong defense a year ago. It’s a little bit misleading because there’s another handful of guys that were either part-time starters or played a lot and those guys return, so it’s not like we had to completely rebuild those eight spots,” added Blankenship.

The two mainstays back on defense are linebacker Shawn Jackson and safety Demarco Nelson, who each has collected 200+ career tackles. Jackson has 272 and Nelson has 232 stops, while Jackson enters the 2013 season needing two more sacks and three more stops for lost yardage to tie the school records.

“I felt extremely good about the progress of the defense, especially the secondary, which is very athletic and talented,” said Blankenship. “The talent level at linebacker looks really good, and I was pleased with our first group of defensive lineman, but we just don’t have the depth we need. We expect the some of our newcomers will challenge for playing time on the defensive line.”



COACH BLANKENSHIP

THE OFFENSE

QUARTERBACK

Senior **Cody Green** (6-4, 245) brings the leadership and confidence needed at the quarterback position for the Hurricane. In his first year with Tulsa after transferring from Nebraska, Green completed only 54-percent of his passes, but threw for 2,592 yards and 17 touchdowns, with only 11 interceptions.

Red-shirt freshman **Dane Evans** (6-2, 207) moved into the second-team slot during spring drills after a stiff competition with sophomore **Joseph Calcagni** (6-1, 207). Calcagni saw limited action last year as he completed 3-of-4 passes for 48 yards.

Newcomers **Ryan Rubley** (6-4, 200) and **Jaylen Lowe** (6-0, 180) are two athletic quarterbacks that add depth to the Hurricane quarterback position.

RUNNING BACK

Tulsa’s two-headed monster at the running back position features a pair of seniors, **Trey Watts** (5-11, 200) and **Ja’Terian Douglas** (5-11, 199). The duo has combined for 4,340 rushing yards and 21 touchdowns in their three-year careers.

Watts, the Game MVP and Offensive MVP of the 2012 AutoZone Liberty Bowl, had a team-leading 1,108 yards last year, while Douglas was the only player in the NCAA last season with four carries totaling over 60 yards each. He finished the year with 936 yards and seven TDs.

Watts has been named to the preseason watch lists for the Maxwell, Paul Hornung and Doak Walker

Awards.

Sophomore **Zack Langer** (5-11, 211) saw valuable playing time last year and will be counted on in 2013 along with red-shirt freshman **James Flanders** (5-11, 186) and fellow sophomore **Michael Sorrells** (6-2, 202) to give the running game a different dimension.

Langer gained 181 yards and two touchdowns, while Sorrells can show his versatility by lining up at a number of different positions in the Hurricane offense.

Fullback was a key position in short-yardage plays last year for the Hurricane as senior **Cody Wilson** (6-0, 238), who made the move over from defense, helped clear the way for a number of Tulsa’s 41 rushing touchdowns. Three players, who have not seen any game time for the Hurricane, are listed behind Wilson at the fullback position, including sophomore **Colby Scott** (6-2, 242), junior transfer **Matt Luetjen** (6-0, 217) and true freshman **Chris Hall** (6-0, 230).

RECEIVER

Not only does the running back position give the Hurricane a stable of experienced and talented players, but the same can be said for Tulsa’s receiving corps.

The starting trio of junior **Keyarris Garrett** (6-4, 221), senior **Jordan James** (6-2, 210) and junior **Thomas Roberson** (6-3, 195) provide the Hurricane with great size, speed and catching ability. Garrett caught 67 passes for 845 yards and nine touchdowns last year, all team bests for the Hurricane. James had



JORDAN JAMES

41 receptions for 568 yards and Roberson collected 29 catches for 489 yards after missing the 2011 season with a foot injury.

Garrett has been named to the Biletnikoff pre-season watch list this year, an award given to the nation's top receiver.

Tulsa coaches feel good about the young depth in the receiving corps. Sophomores **Derek Patterson** (6-0, 189), **Conner Floyd** (6-1, 198) and **Zach Epps** (6-5, 206) each caught passes last year for the Hurricane, while red-shirt freshman **Josh Atkinson** (6-2, 195) showed signs of being a significant contributor before suffering a season-ending injury. He had four receptions for 33 yards against Nicholls State before suffering the injury.

Newcomer **Keevan Lucas** (5-10, 190) worked himself into the mix at receiver during spring practice after leaving high school early and coming to Tulsa at mid-semester.



THOMAS ROBERSON

TIGHT END

Tulsa tight ends were an integral part of the Hurricane run game in 2012, but not too much in the passing game when it came to catching passes. In 2011, Tulsa tight ends caught 45, but last year that number dwindled to zero.

This year, Tulsa coaches are hoping to be able to use the tight end position once again as a weapon in the passing game.

The only returning letterwinner is junior **Charlie Copa** (6-5, 264), but three young and huge targets are expected to open up the passing game to the tight end again. The three freshmen – red-shirt **Tyler Wilson** (6-7, 248), gray-shirt **Garrett McGrady** (6-6, 230) and true frosh **Kolton Shindelar** (6-6, 252) – measure over 6'6" and each possesses solid athletic ability.



STETSON BURNETT

OFFENSIVE LINE

Despite losing three all-conference players, the offensive line returns six letterwinners to a group that has been able to develop depth over the last two seasons.

The anchors of the line will be senior **Stetson Burnett** (6-4, 314) and junior **Jake Alexander** (6-2, 295), both return as starting guards last year. Burnett will either move to tackle or stay at the guard position this season, while Alexander is a mainstay at left guard.

Another returner to see plenty of playing time is **Gabe Moyer** (6-2, 302). Already graduated, and now in graduate school, Moyer started four games last year, including three games at guard and one as an extra offensive lineman. Moyer will get an early look at the center position in preseason camp

At center, Moyer will be competing against sophomore **Billy Lafortune** (6-0, 271), who saw limited playing time last year at the center position, and red-shirt freshman **Dylan Foxworth** (6-2, 275). If Moyer

wins the starting center position, look for Burnett to be the starting right guard. However, if Foxworth or Lafortune go into the 2013 season as the starting center Moyer will most likely be at guard and Burnett at tackle.

Whichever way it ends up, the certainty is that Tulsa has enough versatility on the offensive front to move players around.

At guard, a pair of red-shirt freshmen **Chris Wallace** (6-5, 318) and **James Floyd** (6-2, 301) and junior **Alec Henry** (6-3, 330) will push for playing time.

Sophomore **Garrett Stafford** (6-4, 314) established himself as the starter at right tackle last year when all-conference tackle Brian DeShane's season ended with an injury in the 12th game against SMU. Stafford stepped into that position as a starter in the two biggest games of the year, the C-USA Championship Game and AutoZone Liberty Bowl, and more than held his own.

Stafford has the versatility to play either tackle spot, a position he saw playing time at in spring drills. At left tackle, junior **Davis Walton** (6-4, 285), who sat out last year after transferring from NEO A&M, came out of spring practice atop the depth chart. A pair of red-shirt freshmen, **Garrett Gladd** (6-4, 303) and **Blake Belcher** (6-5, 300), missed spring drills with injuries, but both players have the ability and size to be serious contributors in 2013. Gladd also possesses the versatility to play the guard position as well.

If healthy Gladd and Belcher will push Walton for the starting left tackle position, while either could play right tackle as well.

A trio of true freshmen – **Rob Boyd** (6-4, 310), **Blake Mejia** (6-3, 280) and **Zac Uhles** (6-4, 260) – will likely be red-shirted during the 2013 campaign.



JAKE ALEXANDER

INTRO

PLAYERS

STAFF

REVIEW

C-USA

OPPONENTS

HISTORY

RECORDS

THE DEFENSE

DEFENSIVE LINE

There will be four new starters across the defensive front for the Hurricane, but the four projected starters all have playing experience in the Tulsa system.

In the interior, Tulsa lost two-year starters Dae-shon Bufford and Derrick Jackson to graduation. Sophomore **Derrick Luetjen** (6-3, 280), who totaled 14 tackles and four stops for lost yardage, has one of the tackle spots locked down coming into the 2013 campaign. As a red-shirt freshman, Luetjen saw valuable playing time behind the two mainstays Bufford and Jackson.

Senior **Jack Jewell** (6-4, 292), who has seen limited time in 13 games of his career, came out of spring drills beside Luetjen as the second starting defensive tackle. Jewell and Luetjen have big shoes to fill for the Hurricane to be successful on defense.

The depth at tackle will have to be developed in preseason camp. Although red-shirt freshman **Jerry Uwaezuoke** (6-3, 278) is expected to be in the rotation this season, more depth will need to come from newcomers **Jesse Brubaker** (6-4, 275), **Lionell Phillips** (6-2, 285) and **Zach Webb** (6-2, 280).

Brubaker totaled 50 tackles and 10 stops for lost yardage as a senior at Wylie East (Texas) High School, while Phillips collected 230 career tackles and 19 sacks in his four years as a starter at Naaman Foret (Texas) High School. Webb started his final two seasons at Tulsa's Union High School at nose tackle and registered 175 tackles, 40 TFLs and 17 sacks over that time.

Walk-on athletes **Thomas Shamet** (6-2, 258), **Hayden Carman** (6-4, 274) and **Evan Sheets** (6-3, 242) add depth to the interior of the defensive front.

In 2012, Tulsa's starting defensive ends, Cory Dorris and Jared St. John, combined for 24 tackles for lost yards and 17.5 quarterback sacks. This year's



TRENT MARTIN

group of defensive ends possesses the ability to be effective in those two areas as well.

Brentom Todd (6-3, 240) and **Derrick Alexander** (6-2, 270) combined for 13.5 TFLs and four sacks as back-ups last year, while each collected 19 tackles on the season.

Todd nailed down one of the starting end positions coming out of spring drills, while fellow junior **Chris Hummingbird** (6-2, 260) enters preseason in front of Alexander at the opposite end position for the Hurricane. Alexander missed spring drills with a foot injury, but is expected to be full-go this season. Red-shirt freshman **Cory Rahmings** (6-3, 245) has been hampered by injuries since his arrival on campus, but will also be ready to go this fall.

Newcomers **Dalton Rodriguez** (6-6, 258) and **Frankie Davis** (6-3, 235) bring solid credentials from Tulsa-area high schools and will add depth. Both were first-team all-state selections as seniors, as Rodriguez compiled 78 stops and nine sacks at Union High School and Davis collected 82 tackles and five sacks at Broken Arrow High School.

Junior transfer **Colt Buehner** (6-2, 232), who comes from Ohio University, and senior walk-on **Alex Pace** (6-5, 242) provide depth.

LINEBACKER

Two of Tulsa's three returning defensive starters are at the linebacker position, while three other returning linebackers have starting experience.

AutoZone Liberty Bowl Defensive MVP **Shawn Jackson** (6-0, 255), a preseason candidate for the Bronko Nagurski Award, is the main cog of the linebacker corps for Tulsa. Despite missing the first three games of the 2012 season, Jackson completed the year third on the team with 88 tackles, while racking up 10.5 stops for -36 yards and five quarterback sacks for -25 yards.

In his career, Jackson has totaled 18 quarterback sacks for -113 yards and 37 tackles for 162 lost yards. He enters his senior season needing just two more sacks to tie the school's all-time record, and three

more TFLs to tie the school record of 40.

Trent Martin (6-2, 233) started six of nine games last year as a red-shirt freshman and recorded 37 tackles, while the third projected starter at linebacker, junior **Mitchell Osborne** (6-2, 210), had 40 tackles, three TFLs and two sacks last year and started five games.

Jackson will be the starter at the WILL linebacker, while Martin holds down MIKE and the 'CANE position has Osborne coming out of spring as the starter.

Senior **DeWitt Jennings** (5-10, 215) will be in the mix to push for a starting spot. He has played in 39 games with nine starts for the Hurricane, while being credited with 84 tackles and 8.5 stops for lost yardage.

Luke Snider (5-10, 185), a junior, made the switch from safety to linebacker as coaches are



DERRICK LUETJEN



SHAWN JACKSON



DEMARCO NELSON

hoping to utilize his speed on the outside. Senior **Donnell Hawkins** (6-1, 226), coming off of a knee injury that sidelined him most of the 2012 season, junior **Jake Sizelove** (6-0, 217) and **Zik Asiegbu** (6-0, 200), who also missed last year recuperating from an injury, all have playing experience for the Hurricane.

Newcomers include true freshmen **C.J Gooden** (6-2, 220) and **Jake Hanks** (6-2, 230), as well as gray-shirt freshmen **Rob Riederer** (6-0, 217) and **Craig Suits** (6-0, 210). Riederer and Suits are each coming back from injuries.

DEFENSIVE SECONDARY

As with most of the defensive unit, the secondary will be young for the Hurricane in 2013. However, senior safety **Demarco Nelson** (6-0, 195), a three-year starter, will anchor the back-end for Tulsa this season from his free safety position.

Nelson, a preseason candidate for the Jim Thorpe and Bronko Nagurski Awards, has 239 tackles, 14 pass break-ups and eight interceptions in his first three years with the Hurricane.

Sophomore **Michael Mudoh** (5-10, 195) brings experience in the backfield from his red-shirt freshman season of a year ago, but this year he will be tasked with filling the void at the Bandit position vacated by the graduation of the school's career interceptions leader, Dexter McCoil.

Mudoh had 25 tackles and two pass break-ups a year ago. Red-shirt freshman **Jeremy Brady** (5-11, 195) is listed behind Mudoh on the depth chart, while another red-shirt freshman **Micheal Thomas** (6-0, 225) also adds depth but will need to stay healthy.

The only other two lettermen returning at safety are **Marcus Pate** (5-11, 180) and **Bradley White** (6-0, 176), both of whom have played mostly on special teams for the Hurricane. The pair of seniors will add depth behind Nelson at free safety.

Newcomer **Joe Bean** (6-1, 195), who will start out at the free safety position, totaled 105 tackles

and two interceptions as a prep senior at Hooker (Okla.) High School last year.

Both cornerback positions will have new starters in the lineup for the 2013 campaign. Coming out of spring drills, red-shirt freshman **Darnell Walker Jr.** (5-11, 175) and sophomore **Darrell Williams** (5-10, 185) put themselves at the head of the depth chart, while junior **Dwight Dobbins** (5-9, 180), who has had starting experience at cornerback, will compete for a starting spot in the preseason.

Dobbins has collected 39 career tackles and has scored two defensive touchdowns in his first two seasons. He had an 11-yard fumble return last year against Marshall and a 36-yard interception return against North Texas as a true freshman in 2011.

Freshman gray-shirt **Jhonnell Celistan** (6-2, 175), who participated in spring drills, adds size at cornerback and will compete for playing time.

Incoming freshmen **Will Barrow** (5-10, 170), **Ray Crockett** (6-1, 170) and **Kerwin Thomas** (5-10, 160) bring solid credentials from the high school ranks, while senior walk-on **Austin McDaniel** (6-0, 191), who has lettered two years on special teams, will also be in the mix to add depth.

THE SPECIAL TEAMS

Tulsa goes into the 2013 season with kickoff return and coverage teams that ranked third and 13th in the nation, respectively, last year.

Senior **Trey Watts** (5-11, 200) will once again return kicks and punts for the Hurricane. Last year, he returned both a kickoff and punt for touchdowns, while totaling 586 kick return yards and 154 punt return yards on the season. Fellow seniors **Demarco Nelson** (6-0, 195) and **Ja'Terian Douglas** (5-11, 200) also returned kicks for the Hurricane a year ago.



COLE WAY

The punting game is in good hands with junior **Cole Way** (6-8, 226), who also handles kickoffs for Tulsa. Last year, Way averaged 39.1 yards per punt, while placing 24 inside the 20-yard line. He also averaged 61.9 yards and had 39 touchbacks on kickoffs.

The question heading into the preseason is: Who will handle PATs and field goals?

Leading the way is junior **Kenneth Salazar** (5-7, 161), who participated in spring drills. Salazar has not kicked in game situations for the Hurricane, but in 2010 he connected on 13-of-15 field goals as a prep senior at Broken Arrow High School. There will also be an opportunity for freshmen walk-on candidates to get in the mix for handling PATs and field goals.



DWIGHT DOBBINS

INTRO
PLAYERS
STAFF
REVIEW
C-USA
OPPONENTS
HISTORY
RECORDS

2013 Tulsa Football Numerical Roster

No.	Player	Pos.	Ht.	Wt.	Cl/Exp	Hometown	Previous School
1	Keyarris Garrett	WR	6-4	221	Jr-2L	Daingerfield, Texas	Daingerfield
1	Michael Mudoh	DB	5-10	195	So-1L	Richmond, Texas	Bush
2	Keevan Lucas	WR	5-10	190	Fr-HS	Abilene, Texas	Abilene
2	Kerwin Thomas	DB	5-10	160	Fr-HS	Wagoner, Okla.	Wagoner
5	Jeremy Brady	DB	5-11	195	Fr-RS	North Little Rock, Ark.	Pulaski Academy
5	Ryan Rubley	QB	6-4	200	Fr-HS	Highlands Ranch, Colo.	Mountain Vista
6	Brock Dowling	WR	5-11	167	Fr-RS	Colorado Springs, Colo.	Palmer Ridge
6	Darrell Williams	DB	5-10	185	So-1L	Houston, Texas	Westfield
7	Johnell Celistan	DB	6-2	175	Fr-GS	Avondale, La.	Hahnville
7	Cody Green	QB	6-4	245	Sr-1L	Dayton, Texas	U. of Nebraska
8	Jesse Brubaker	DT	6-4	260	Fr-HS	Wylie, Texas	Wylie East
8	Jaylen Lowe	QB	6-0	180	Fr-HS	Owasso, Okla.	Owasso
9	Dwight Dobbins	DB	5-9	180	Jr-2L	Midwest City, Okla.	Carl Albert
9	Dane Evans	QB	6-2	207	Fr-RS	Sanger, Texas	Sanger
10	Rowdy Simon	LB	5-11	200	Fr-HS	Vian, Okla.	Vian
11	Jake Hanks	LB	6-2	230	Fr-HS	Fort Collins, Colo.	Fort Collins
11	Derek Patterson	WR	6-0	189	So-1L	Kingfisher, Okla.	Kingfisher
12	Jordan James	WR	6-2	210	Sr-2L	Lafayette, La.	St. Thomas More
12	Micheal Thomas	DB	6-0	225	Fr-RS	Lawton, Okla.	MacArthur
13	Jeff Calvert	DB	6-1	189	So-SQ	Colleyville, Texas	Colleyville Heritage
13	Brad Valentino	QB	6-1	213	So-SQ	Norman, Okla.	Butler CC
15	Ray Crockett	DB	6-1	170	Fr-HS	Southlake, Texas	Southlake Carroll
18	Joseph Calcagni	QB	6-1	207	So-SQ	Springdale, Ark.	Springdale
18	Rey Higuera	DS	5-11	231	So-1L	Gilbert, Ariz.	Perry
19	Joseph Byron	TE	6-1	208	Fr-RS	Hopkins, Minn.	Bethany
20	James Flanders	RB	5-11	186	Fr-RS	Midwest City, Okla.	Midwest City
20	Demarco Nelson	DB	6-0	195	Sr-3L	Glenpool, Okla.	Glenpool
21	Joe Bean	DB	6-1	195	Fr-HS	Hooker, Okla.	Hooker
22	Trey Watts	RB	5-11	200	Sr-3L	Fairfax, Va.	Oakton
22	Shawn Norman	DB	5-11	180	Fr-RS	Freeman, Mo.	Belton
23	Will Barrow	DB	5-10	170	Fr-HS	Dallas, Texas	Skyline
24	Zack Langer	RB	5-11	211	So-1L	Jenks, Okla.	Jenks
25	Ja'Terian Douglas	RB	5-11	199	Sr-3L	Arlington, Texas	Arlington Lamar
26	Dalton Parks	P	6-3	190	Fr-HS	Kansas City, Mo.	Staley
26	Thomas Roberson	WR	6-3	195	Jr-2L	Tulsa, Okla.	Union
27	DeWitt Jennings	LB	5-10	215	Sr-3L	Bixby, Okla.	Bixby
28	Matt Linscott	DB	6-2	210	Fr-RS	Tulsa, Okla.	Jenks
28	Cole Way	P	6-8	226	Jr-2L	Tulsa, Okla.	Union
29	Jonathan Chavira	DB	5-8	171	Sr-SQ	Purcell, Okla.	Purcell
29	Kenneth Salazar	PK	5-7	161	Jr-TR	Broken Arrow, Okla.	Oklahoma Univ.
30	Chris Showels	WR	5-8	160	So-SQ	Round Rock, Texas	Vista Ridge
30	Luke Snider	LB	5-10	185	So-1L	Tulsa, Okla.	Union
32	Mitchell Osborne	LB	6-2	210	Jr-2L	Southlake, Texas	Southlake Carroll
33	Rob Riederer	LB	6-0	217	Fr-GS	Holton, Kan.	Holton
33	Michael Sorrells	RB	6-2	202	So-1L	Austin, Texas	McCallum
34	Chris Hall	FB	6-0	235	Fr-HS	Tulsa, Okla.	Union
35	Matt Hickman	LB	6-0	227	Fr-RS	Edmond, Okla.	Memorial
37	Austin McDaniel	DB	6-0	191	Jr-2L	Waco, Texas	Midway
38	Craig Suits	LB	6-0	210	Fr-GS	Sunnyvale, Texas	Poteet
39	Marcus Pate	DB	5-11	180	Sr-1L	Austin, Texas	Lake Travis
39	Eddie Venters	RB	5-9	260	Jr-JC	Muskogee, Okla.	NEO A&M
40	Matt Luetjen	FB	6-0	217	Jr-RS	Hennessey, Okla.	Army

No.	Player	Pos.	Ht.	Wt.	Cl/Exp	Hometown	Previous School
40	Trent Martin	LB	6-2	233	So-1L	Jenks, Okla.	Jenks
41	Cody Wilson	FB	6-0	238	Sr-2L	Broken Arrow, Okla.	Lincoln Christian
42	Zik Asiegbu	LB	6-0	200	So-1L	Grand Prairie, Texas	Bowie
43	Donnell Hawkins	LB	6-1	226	Sr-2L	Copperas Cove, Texas	Copperas Cove
46	Chris Hummingbird	DE	6-2	260	Jr-2L	Tahlequah, Okla.	Tahlequah Sequoyah
46	Will Noel	DB	6-0	184	Jr-SQ	Colleyville, Texas	Grapevine
47	Blake Abbott	DS/LB	6-0	216	So-SQ	Liberal, Kan.	U. of Kansas
48	Colby Scott	FB	6-2	242	So-SQ	Enid, Okla.	Enid
48	Conner Sherwood	LB	6-2	231	Fr-RS	Tulsa, Okla.	Cascia Hall
49	Bradley White	DB	6-0	176	So-1L	Tyler, Texas	Grace Community
49	Daniel Gibney	LB	5-11	232	So-SQ	Vista, Calif.	Rancho Buena Vista
51	Evan Lanoue	LB	5-11	225	Fr-TR	Tulsa, Okla.	Metro Christian
51	Blake Mejia	OG	6-3	280	Fr-HS	Tulsa, Okla.	Union
52	Billy Lafortune	C	6-0	271	So-SQ	Tulsa, Okla.	Holland Hall
53	Jake Sizelove	LB	6-0	217	Jr-2L	Argyle, Texas	Argyle
53	Zac Uhles	OT	6-4	260	Fr-HS	Norman, Okla.	Norman
54	Derrick Alexander	DE	6-2	270	So-1L	Tulsa, Okla.	BT Washington
54	James Floyd	OG	6-3	301	Fr-RS	Fort Worth, Texas	Paschal
55	Shawn Jackson	LB	6-0	255	Sr-3L	Tulsa, Okla.	McLain
56	Evan Sheets	DT	6-3	242	So-SQ	Broken Arrow, Okla.	Union
57	Dylan Foxworth	C	6-2	275	Fr-RS	Claremore, Okla.	Claremore
58	Colt Buehner	DE	6-2	232	Jr-TR	Pittsburgh, Pa.	Ohio University
59	C.J. Gooden	LB	6-2	220	Fr-HS	Ashdown, Ark.	Ashdown
61	Josh Bencke	OG	6-0	293	So-SQ	Rio Grande, NM	Cleveland
62	Alec Henry	OG	6-3	330	Jr-1L	Tulsa, Okla.	Union
63	Chris Wallace	OG	6-5	318	Fr-RS	Sperry, Okla.	Sperry
65	Gabe Moyer	OG	6-2	302	Sr-2L	Oklahoma City, Okla.	Bishop McGuinness
68	Garrett Gladd	OT	6-4	303	So-1L	Sallisaw, Okla.	Sallisaw
70	Jerry Uwaezuoke	DT	6-3	270	Fr-RS	Houston, Texas	Westbury
73	Rob Boyd	OG	6-4	310	Fr-HS	Vian, Okla.	Vian
74	Stetson Burnett	OT	6-4	314	Sr-3L	Lawton, Okla.	MacArthur
75	Lionell Phillips	DT	6-2	285	Fr-HS	Garland, Texas	Naaman Forest
75	Davis Walton	OT	6-4	285	Jr-RS	Tulsa, Okla.	Bishop Kelley/NEO A&M
76	Garrett Stafford	OT	6-5	314	So-1L	Tulsa, Okla.	Memorial
77	Jake Alexander	OG	6-2	295	Jr-2L	Jenks, Okla.	Jenks
78	Blake Belcher	OT	6-5	300	Fr-RS	Guthrie, Okla.	Guthrie
80	Conner Floyd	WR	6-1	198	So-1L	Austin, Texas	Lake Travis
82	Tyler Wilson	TE	6-7	248	Fr-RS	Ponca City, Okla.	Ponca City
84	Trevor Toliver	TE	6-0	249	Jr-JC	Sapulpa, Okla.	NEO A&M
85	Kolton Shindelar	TE	6-6	252	Fr-HS	Liberty, Mo.	Liberty
86	Zach Epps	WR	6-5	206	So-1L	Overland Park, Kan.	Blue Valley West
87	Charlie Copa	TE	6-5	264	Jr-1L	Austin, Texas	Syracuse Univ.
88	Josh Atkinson	WR	6-2	195	Fr-RS	Carrollton, Texas	The Oakridge School
88	Cory Rahmings	DE	6-3	245	Fr-RS	Broken Bow, Okla.	Broken Bow
89	Patrick Jansen	TE	6-2	218	Fr-RS	Tulsa, Okla.	Memorial
89	Thomas Shamet	DT	6-2	258	Fr-RS	Fairway, Kan.	Bishop Miege
90	Garrett McGrady	TE	6-6	230	Fr-GS	Yukon, Okla.	Bethany
91	Blake Kitrell	WR	6-1	218	Fr-RS	Ashland, Neb.	Ashland-Greenwood
91	Alex Pace	DT	6-5	245	Sr-SQ	Shaker Heights, Ohio	St. Edwards
93	Zach Webb	DT	6-2	280	Fr-HS	Tulsa, Okla.	Metro Christian
94	Frankie Davis	DE	6-3	235	Fr-HS	Broken Arrow, Okla.	Broken Arrow
95	Hayden Carman	DE	6-4	274	Fr-RS	Little Rock, Ark.	Catholic
96	Dalton Rodriguez	DE	6-6	258	Fr-HS	Tulsa, Okla.	Union
97	Brentom Todd	DE	6-3	240	Jr-2L	Tulsa, Okla.	Union
98	Jack Jewell	DT	6-5	292	Sr-2L	Norman, Okla.	Norman
99	Derrick Luetjen	DT	6-3	280	So-1L	Hennessey, Okla.	Hennessey

INTRO

PLAYERS

STAFF

REVIEW

C-USA

OPPONENTS

HISTORY

RECORDS

2013 Tulsa Football Alphabetical Roster

No.	Player	Pos.	Ht.	Wt.	Cl/Exp	Hometown	Previous School
47	Blake Abbott	DS/LB	6-0	216	So-RS	Liberal, Kan.	U. of Kansas
54	Derrick Alexander	DE	6-2	270	So-1L	Tulsa, Okla.	BT Washington
77	Jake Alexander	OG	6-2	295	Jr-2L	Jenks, Okla.	Jenks
42	Zik Asiegbu	LB	6-0	200	So-1L	Grand Prairie, Texas	Bowie
88	Josh Atkinson	WR	6-2	195	Fr-RS	Carrollton, Texas	The Oakridge School
23	Will Barrow	DB	5-10	170	Fr-HS	Dallas, Texas	Skyline
21	Joe Bean	DB	6-1	195	Fr-HS	Hooker, Okla.	Hooker
78	Blake Belcher	OT	6-5	300	Fr-RS	Guthrie, Okla.	Guthrie
61	Josh Bencke	OG	6-0	293	So-SQ	Rio Grande, NM	Cleveland
73	Rob Boyd	OG	6-4	310	Fr-HS	Vian, Okla.	Vian
58	Colt Buehner	DE	6-2	232	Jr-TR	Pittsburgh, Pa.	Ohio University
5	Jeremy Brady	DB	5-11	195	Fr-RS	North Little Rock, Ark.	Pulaski Academy
8	Jesse Brubaker	DT	6-4	260	Fr-HS	Wylie, Texas	Wylie East
74	Stetson Burnett	OT	6-4	314	Sr-3L	Lawton, Okla.	MacArthur
19	Joseph Byron	TE	6-1	208	Fr-RS	Hopkins, Minn.	Bethany Academy
18	Joseph Calcagni	QB	6-1	207	So-SQ	Springdale, Ark.	Springdale
13	Jeff Calvert	DB	6-1	189	So-SQ	Colleyville, Texas	Colleyville Heritage
95	Hayden Carman	DE	6-4	274	Fr-RS	Little Rock, Ark.	Catholic
7	Johnell Celistan	DB	6-2	175	Fr-GS	Avondale, La.	Hahnville
29	Jonathan Chavira	DB	5-8	171	Sr-SQ	Purcell, Okla.	Purcell
87	Charlie Copa	TE	6-5	264	Jr-1L	Austin, Texas	Syracuse Univ.
15	Ray Crockett	DB	6-1	170	Fr-HS	Southlake, Texas	Southlake Carroll
94	Frankie Davis	DE	6-3	235	Fr-HS	Broken Arrow, Okla.	Broken Arrow
9	Dwight Dobbins	DB	5-9	180	Jr-2L	Midwest City, Okla.	Carl Albert
25	Ja'Terian Douglas	RB	5-11	199	Sr-3L	Arlington, Texas	Arlington Lamar
6	Brock Dowling	WR	5-11	167	Fr-RS	Colorado Springs, Colo.	Palmer Ridge
86	Zach Epps	WR	6-5	206	So-1L	Overland Park, Kan.	Blue Valley West
9	Dane Evans	QB	6-2	207	Fr-RS	Sanger, Texas	Sanger
20	James Flanders	RB	5-11	186	Fr-RS	Midwest City, Okla.	Midwest City
80	Conner Floyd	WR	6-1	198	So-1L	Austin, Texas	Lake Travis
54	James Floyd	OG	6-2	301	Fr-RS	Fort Worth, Texas	Paschal
57	Dylan Foxworth	C	6-2	275	Fr-RS	Claremore, Okla.	Claremore
1	Keyarris Garrett	WR	6-4	221	Jr-2L	Daingerfield, Texas	Daingerfield
51	Daniel Gibney	LB	5-11	232	So-SQ	Vista, Calif.	Rancho Buena Vista
68	Garrett Gladd	OT	6-4	303	So-1L	Sallisaw, Okla.	Sallisaw
59	C.J. Gooden	LB	6-2	220	Fr-HS	Ashdown, Ark.	Ashdown
7	Cody Green	QB	6-4	245	Sr-1L	Dayton, Texas	U. of Nebraska
34	Chris Hall	FB	6-0	235	Fr-HS	Tulsa, Okla.	Union
11	Jake Hanks	LB	6-2	230	Fr-HS	Fort Collins, Colo.	Fort Collins
43	Donnell Hawkins	LB	6-1	226	Sr-2L	Copperas Cove, Texas	Copperas Cove
62	Alec Henry	OG	6-3	330	Jr-1L	Tulsa, Okla.	Union
35	Matt Hickman	LB	6-0	227	Fr-RS	Edmond, Okla.	Edmond Memorial
18	Rey Higuera	DS	5-11	231	So-1L	Gilbert, Ariz.	Perry
46	Chris Hummingbird	DE	6-2	260	Jr-1L	Tahlequah, Okla.	Tahlequah Sequoyah
55	Shawn Jackson	LB	6-0	255	Sr-3L	Tulsa, Okla.	McLain
12	Jordan James	WR	6-2	210	Sr-3L	Lafayette, La.	St. Thomas More
89	Patrick Jansen	TE	6-2	218	Fr-RS	Tulsa, Okla.	Memorial
27	DeWitt Jennings	LB	5-10	215	Sr-3L	Bixby, Okla.	Bixby
98	Jack Jewell	DT	6-5	292	Sr-2L	Norman, Okla.	Norman
91	Blake Kitrell	WR	6-1	218	Fr-RS	Ashland, Neb.	Ashland-Greenwood
52	Billy Lafortune	C	6-0	271	So-SQ	Tulsa, Okla.	Holland Hall
24	Zack Langer	RB	5-11	211	So-1L	Jenks, Okla.	Jenks
51	Evan Lanoue	LB	5-11	225	Fr-TR	Tulsa, Okla.	Metro Christian

No.	Player	Pos.	Ht.	Wt.	Cl/Exp	Hometown	Previous School
28	Matt Linscott	DB	6-2	210	Fr-RS	Tulsa, Okla.	Jenks
8	Jaylen Lowe	QB	6-0	180	Fr-HS	Owasso, Okla.	Owasso
2	Keevan Lucas	WR	5-10	190	Fr-HS	Abilene, Texas	Abilene
99	Derrick Luetjen	DT	6-3	280	So-1L	Hennessey, Okla.	Hennessey
40	Matthew Luetjen	FB	6-0	217	Jr-RS	Hennessey, Okla.	Army
40	Trent Martin	LB	6-2	233	So-1L	Jenks, Okla.	Jenks
37	Austin McDaniel	DB	6-0	191	Jr-2L	Waco, Texas	Midway
90	Garrett McGrady	TE	6-6	230	Fr-GS	Yukon, Okla.	Bethany
51	Blake Mejia	OG	6-3	280	Fr-HS	Tulsa, Okla.	Union
65	Gabe Moyer	OG	6-2	302	Sr-2L	Oklahoma City, Okla.	Bishop McGuinness
1	Michael Mudoh	DB	5-10	195	So-1L	Richmond, Texas	Bush
20	Demarco Nelson	DB	6-0	195	Sr-3L	Glenpool, Okla.	Glenpool
46	Will Noel	DB	6-0	184	Jr-SQ	Colleyville, Texas	Grapevine
22	Shawn Norman	DB	5-11	180	Fr-RS	Freeman, Mo.	Belton
32	Mitchell Osborne	LB	6-2	210	Jr-2L	Southlake, Texas	Southlake Carroll
91	Alex Pace	DT	6-5	242	Sr-SQ	Shaker Heights, Ohio	St. Edwards
26	Dalton Parks	P	6-3	190	Fr-HS	Kansas City, Mo.	Staley
39	Marcus Pate	DB	5-11	180	Sr-1L	Austin, Texas	Lake Travis
11	Derek Patterson	WR	6-0	189	So-1L	Kingfisher, Okla.	Kingfisher
75	Lionell Phillips	DT	6-2	285	Fr-HS	Garland, Texas	Naaman Forest
88	Cory Rahmings	DE	6-3	245	Fr-RS	Broken Bow, Okla.	Broken Bow
33	Rob Riederer	LB	6-0	217	Fr-GS	Holton, Kan.	Holton
26	Thomas Roberson	WR	6-3	195	Jr-2L	Tulsa, Okla.	Union
96	Dalton Rodriguez	DE	6-6	258	Fr-HS	Tulsa, Okla.	Union
5	Ryan Rubley	QB	6-4	200	Fr-HS	Highlands Ranch, Colo.	Mountain Vista
29	Kenneth Salazar	PK	5-7	161	Jr-TR	Broken Arrow, Okla.	Oklahoma Univ.
48	Colby Scott	FB	6-2	242	So-SQ	Enid, Okla.	Enid
89	Thomas Shamet	DT	6-2	258	Fr-RS	Fairway, Kan.	Bishop Miege
56	Evan Sheets	DT	6-3	242	So-SQ	Broken Arrow, Okla.	Union
48	Conner Sherwood	LB	6-2	231	Fr-RS	Tulsa, Okla.	Cascia Hall
85	Kolton Shindelar	TE	6-6	252	Fr-HS	Liberty, Mo.	Liberty
30	Chris Showels	WR	5-8	160	So-RS	Round Rock, Texas	Vista Ridge
10	Rowdy Simon	LB	5-11	200	Fr-HS	Vian, Okla.	Vian
53	Jake Sizelove	LB	6-0	217	Jr-2L	Argyle, Texas	Argyle
30	Luke Snider	LB	5-10	185	Jr-2L	Tulsa, Okla.	Union
33	Michael Sorrells	RB	6-2	202	So-1L	Austin, Texas	McCallum
76	Garrett Stafford	OG	6-5	314	So-1L	Tulsa, Okla.	Memorial
38	Craig Suits	LB	6-0	210	Fr-GS	Sunnyvale, Texas	Poteet
2	Kerwin Thomas	DB	5-10	160	Fr-HS	Wagoner, Okla.	Wagoner
12	Micheal Thomas	DB	6-0	225	Fr-RS	Lawton, Okla.	MacArthur
97	Brentom Todd	DE	6-3	240	Jr-2L	Tulsa, Okla.	Union
84	Trevor Toliver	TE	6-0	249	Jr-JC	Sapulpa, Okla.	NEO A&M
53	Zac Uhles	OT	6-4	260	Fr-HS	Norman, Okla.	Norman
70	Jerry Uwaezuoke	DT	6-3	270	Fr-RS	Houston, Texas	Westbury
13	Brad Valentino	QB	6-1	213	So-RS	Norman, Okla.	Butler CC
39	Eddie Venters	RB	5-9	260	Jr-JC	Muskogee, Okla.	NEO A&M
4	Darnell Walker Jr.	DB	5-11	175	Fr-RS	Bolivar, Mo.	Bolivar
63	Chris Wallace	OG	6-5	318	Fr-RS	Sperry, Okla.	Sperry
75	Davis Walton	OT	6-4	285	Jr-RS	Tulsa, Okla.	Bishop Kelley/NEO A&M
22	Trey Watts	RB	5-11	200	Sr-3L	Fairfax, Va.	Oakton
28	Cole Way	P	6-8	226	Jr-2L	Tulsa, Okla.	Union
93	Zach Webb	DT	6-2	280	Fr-HS	Tulsa, Okla.	Metro Christian
49	Bradley White	DB	6-0	176	So-1L	Tyler, Texas	Grace Community
6	Darrell Williams	DB	5-10	185	So-1L	Houston, Texas	Westfield
41	Cody Wilson	FB	6-0	238	Sr-2L	Broken Arrow, Okla.	Lincoln Christian
82	Tyler Wilson	TE	6-7	248	Fr-RS	Ponca City, Okla.	Ponca City

INTRO
PLAYERS
STAFF
REVIEW
C-USA
OPPONENTS
HISTORY
RECORDS

54**Derrick
ALEXANDER, JR.**Defensive End
6-2 • 270 • So-1L
Tulsa, Okla.

Tulsa — A returning letterwinner . . . **2012** — Played in all 14 games . . . totaled 19 tackles, 5.5 TFLs for -26 yards and three sacks for -20 yards . . . earned C-USA all-Freshman team accolades . . . tallied a season-high five tackles with 1.5 TFLs for -10 yards including a nine-yard sack against UTEP . . . had two solo tackles, including one sack for -10 yards, against Rice . . . totaled two stops, including one for -2 yards vs. UAB . . . had his first career tackle against Tulane . . . **2011** — Was one of several true freshmen to sit out the 2011 season due to red-shirt status . . . **Overall** — Missed spring drills with a foot injury . . . expected to contribute in the playing rotation . . . has good pass rush ability . . . very coachable and reliable.

High School — Was named the *Tulsa World* All-State Player of the Year as a defensive end at Booker T. Washington High School . . . also played on the offensive line . . . played and started his junior and senior seasons at BT Washington High School . . . played his first two seasons at Victory Christian . . . earned *Tulsa World* first-team all-state and all-metro honors as a senior . . . selected to the OCA Class 5A all-state team . . . selected to *The Oklahoman* all-state first team as a senior . . . totaled 151 tackles and 14 sacks en route to leading his team to the Class 5A state title in 2010 . . . had 10 or more tackles in 12 of 14 games his senior season . . . collected 13 tackles and two sacks in the championship game . . . tallied 44 tackles and six sacks in four playoff games . . . was credited with 79 tackles his junior season . . . totaled 115 tackles as a sophomore in 2008 at Victory Christian . . . high school coach was Durell Hall.

Personal — Favorite movies are *Fight Club* and *Training Day* . . . lists the Pittsburgh Steelers as his favorite NFL team . . . his favorite book is the *Bible* . . . favorite musician is Big K.R.I.T. . . . an old school song he has on his iPod is "Fire & Desire" by Rick James . . . his brother Dominique is a freshman at the University of Oklahoma . . . parents are Derrick Alexander, Sr. and Nicole Holman-Alexander . . . his father played football at Oklahoma State . . . majoring in business management with a minor in management information systems . . . born January 14, 1993

D. Alexander's Career Statistics


Defense	G	UT	AT	Tot	Loss	Sack	FR	FF	PBU	INT
2011	Red-shirt									
2012 (Fr)	14	10	9	19	5.5/-26	3/-20	0	0	1	0

77**Jake
ALEXANDER**Offensive Guard
6-2 • 295 • Jr-2L
Jenks, Okla.

Tulsa — A two-year letterwinner and returning starter . . . has played in 21 career games and has 13 starts, all coming in the 2012 season . . . named a 2013 preseason all-Conference USA selection by the league's coaches . . . **2012** — Played in all 14 games, starting 13 contests . . . started the first two games and the last 10 contests . . . made his first career start in the season opener at Iowa State . . . did not start the Nicholls State game . . . graded over 90-percent in seven games . . . had a high grade of 95-percent in the first meeting against UCF . . . **2011** — Played in seven games . . . did not play against UAB, Rice, UCF, UTEP, Houston and BYU . . . saw his first collegiate action against #1 Oklahoma in the season opener . . . played 14 snaps at center against OU, and played eight snaps at Tulane . . . **2010** — Sat out due to a medical red-shirt season . . . was injured during preseason drills . . . was named to the C-USA Commissioner's Academic Honor Roll in his first season . . . **Overall** — Moved from center to left guard in 2012 spring drills . . . an aggressive player with a good motor . . . thick, compact and powerful . . . played with great intensity.

High School — Was a four-year starter on the offensive line at Jenks High School . . . also saw limited playing time on the defensive line . . . helped lead the Trojans to the Class 6A state championship game all four years, winning the title his freshman and sophomore seasons . . . was on teams that posted a four-year record of 52-4 . . . rated as the No. 10 center in the nation and No. 13 overall prospect in Oklahoma by *Rivals.com* . . . was ranked 20th in the state of Oklahoma by *Scout.com* . . . was named the *Tulsa World* Metro Player of the Year and the District 6A-3 Co-Player of the Year as a senior . . . earned first-team *Tulsa World* all-state and all-metro accolades his senior season . . . also named to *The Oklahoman* all-state team and to the *MaxPreps* All-American Team . . . named to the Oklahoma Coaches Association East All-State Team . . . high school coach was Alan Trimble.

Personal — Favorite TV shows are "Walking Dead" and "Sons of Anarchy" . . . lists his favorite sports movie as *Remember the Titans* . . . his favorite movie is *Tombstone* . . . lists George Strait as his favorite musician . . . favorite vacation spot is Destin, Florida . . . if he could invite any two people to dinner, they would be Bill Murray and Will Farrell . . . the most impressive person he's ever met is the late Reggie White . . . if he could play a role in any movie is would be as Wyatt Earp in *Tombstone* . . . parents are David and Kathy Alexander . . . his father is a former Tulsa offensive lineman and center for the Philadelphia Eagles and New York Jets . . . majoring in exercise and sports science . . . born January 9, 1991 in Voorhees, New Jersey.

42**Zik
ASIEGBU**Linebacker
6-0 • 200 • So-1L
Grand Prairie, Texas

Tulsa — Has earned one letter, coming in the 2011 season . . . enrolled at Tulsa for the 2011 spring semester . . . **2012** — Missed the entire 2012 season after suffering injuries in an automobile accident . . . **2011** — Played in 12 games and collected nine tackles . . . had two tackles against #1 Oklahoma and UCF . . . **Overall** — Signed with Tulsa in February 2010, but gray-shirted that year . . . missed 2012 spring drills after incurring an injury in an automobile accident . . . possesses good strength for his size . . . a physical player.

High School — Lettered his senior season at James Bowie High School . . . helped lead his team to a 10-2 record and the regional finals . . . moved from safety to linebacker during the 2009 season . . . was credited with 103 tackles from his linebacker position as a senior . . . earned first-team all-District 5A-4 merits his senior campaign . . . also lettered in track and wrestling . . . had a personal-best 19-2 long jump as a junior . . . high school coach was Kenny Perry.

Personal — Lists the Dallas Cowboys as his favorite NFL team . . . his favorite food is Mexican . . . enjoys watching movies . . . the most memorable place he has visited in Nigeria . . . mother is Julie Madubuike . . . majoring in computer science . . . born June 7, 1992 in Los Angeles, California. (pronounced Zeke Ah - see - ah - bu)

Asiegbu's Career Statistics

Defense	G	UT	AT	Tot	Loss	Sack	FR	FF	PBU	INT
2011 (Fr)	12	5	4	9	1/-1	0/0	0	0	0	0
2012	Red-shirt									

88**Josh
ATKINSON**Wide Receiver
6-2 • 195 • Fr-RS
Carrollton, Texas

Tulsa — Received a medical red-shirt season last year . . . played in the Tulane and Nicholls State games before suffering a season-ending injury . . . caught four passes for 33 yards against Nicholls State . . . missed most of spring drills . . . showed speed and quickness last year before the injury . . . will be expected to push for playing time.

High School — Was a three-year letterwinner and starter at The Oakridge School . . . started all three

years at receiver and safety . . . was credited with 149 receptions for 2,940 yards and 31 touchdowns in his career, while also totaling 562 rushing yards and nine TDs on 71 carries . . . helped lead his team to a 10-1 record and SPC state title as a senior . . . had 70 receptions for 1,301 yards and 12 touchdowns, and recorded 61 tackles and nine interceptions as a senior . . . was named to the *Dallas Morning News* Top 100 Area Recruits . . . named to the *Fort Worth Star Telegram* Super Team his senior season . . . earned all-SPC honors as a junior and senior . . . caught 53 passes for 1,105 yards and 11 touchdowns, while returning seven kicks for 261 yards and one TD his junior season . . . played quarterback as a sophomore and completed 97 passes for 1,548 yards and 15 TDs, while rushing for 445 yards and six TDs on 65 carries his sophomore campaign . . . earned honorable mention all-state honors, while being named all-district on offense and defense his sophomore season . . . was also the District Newcomer of the Year as a sophomore . . . also lettered three years in basketball and track . . . high school coach was Phillip Farhat.

Personal — Favorite movie is *Remember the Titans* . . . the Baltimore Ravens is his favorite NFL team, while Dwyane Wade is his favorite professional athlete . . . "Fresh Prince of Bel-Air" and *The Cosby Show* are his favorite TV shows . . . nobody can believe that he watches "The Hills" and "Laguna Beach" . . . favorite book is *The Blind Side* . . . if he could play a role in any movie it would be Denzel Washington's role in *Remember the Titans* . . . hobbies include shopping and board games . . . before a game, he reads the same inspirational note from his father . . . lists "Wipeout" as a Reality TV Show that he could win . . . his cousin, John Starks, played in the NBA for four teams, most notably was his time with the New York Knicks . . . has two older siblings . . . parents are Shawn and Kim Atkinson . . . majoring in communication . . . born August 19, 1993 in Dallas, Texas.

78

Blake BELCHER
Offensive Tackle
6-5 • 300 • Fr-RS
Guthrie, Okla.



Tulsa — Was one of several freshmen to sit out last season due to red-shirt status . . . will compete for playing time at left tackle . . . missed the spring after undergoing shoulder surgery . . . possesses immense physical ability.

High School — Was a three-year letterwinner and starter at offensive tackle at Guthrie High School . . . helped lead his team to a 14-0 record and Class 5A state championship as a senior and an overall 33-6 three-year record . . . helped pave the way for an offense that averaged 39.9 points and nearly 275 rushing yards per game his senior season . . . graded at 96-percent as a senior . . . was a first-team all-

state selection by the *Tulsa World* his senior season . . . was named the Class 5A-1 Offensive Lineman of the Year and *The Oklahoman's* Big All-City Lineman of the Year as a senior . . . was a first-team all-state selection by *The Oklahoman* . . . was named to the OCA West all-state team . . . 11th-ranked Oklahoma prospect by *Rivals.com* . . . received a *Rivals.com* three-star rating . . . was named to *The Oklahoman's* Big All-City team as a junior . . . also lettered four years in power-lifting and three-years in track . . . high school coach was Rafe Watkins.

Personal — Favorite TV show is "Duck Dynasty" . . . his favorite NFL player is Jake Long, while the Dallas Cowboys is his favorite NFL team . . . favorite movie is *Radio*, and his favorite sports movie is *Rudy* . . . an old school song he has on his iPod is "Lovin' Every Minute of It" by Loverboy . . . lists golf as a hobby . . . the one word that he best uses to describe himself is "freak" . . . his favorite musical group is Need to Breathe . . . a member of the Fellowship of Christian Athletes . . . mother's name is Marla Belcher . . . majoring in exercise and sports science . . . born September 14, 1993 in Tulsa, Oklahoma.

5

Jeremy BRADY
Defensive Back
5-11 • 195 • Fr-RS
North Little Rock, Ark.



Tulsa — Was one of several freshmen to sit out last season due to red-shirt status . . . will contribute at safety.

High School — Earned four letters in high school . . . spent his senior season at Pulaski Academy . . . played at Red Oak (Texas) High School in his first three years . . . started at safety in each of his four seasons . . . also started at receiver as a junior at Red Oak HS . . . helped lead his Pulaski team to a 14-0 record and Arkansas Class 4A state championship as a senior . . . collected 64 tackles, 10 TFLs and four interceptions as a senior . . . also returned 10 kicks for 294 yards and one TD . . . had 423 all-purpose yards and two touchdowns his senior campaign . . . earned first-team all-conference honors as a senior . . . totaled 89 tackles, four interceptions and two forced fumbles as a junior at Red Oak . . . earned first-team 15-4A all-district accolades as a sophomore and junior . . . was invited to the U.S. Army All-American Combine in 2011 . . . had career statistics of 27 receptions for 460 yards on offense . . . tallied 300 tackles, 12 interceptions, nine pass break-ups, five caused fumbles and four fumble recoveries in his career . . . high school coach at Pulaski Academy was Kelvin Kelly.

Personal — Favorite NFL team is the Dallas Cowboys . . . lists the Cowboys and Los Angeles Lakers as his favorite pro sports teams . . . Michael

Vick is his favorite NFL player . . . his favorite movie is *Training Day* . . . "Real Husbands of Hollywood" is his favorite TV show . . . *Remember the Titans* is his favorite sports movie . . . Deion Sanders is the most famous person that he has met . . . if he could invite two people to dinner, they would be Kobe Bryant and Phil Jackson . . . his most embarrassing moment was when his neck was rolled up in a car window . . . his favorite book is *The Outsiders* . . . has three siblings . . . parents are Dexter and LaTonya Brady . . . major is accounting . . . born November 19, 1993 in Dallas, Texas.

74

Stetson BURNETT
Offensive Guard
6-4 • 314 • Sr-3L
Lawton, Okla.



Tulsa — A three-year letterwinner and starter . . . has played in 36 career games and has 32 career starts . . . signed with Tulsa in February 2009, but gray-shirted . . . enrolled at Tulsa for the 2010 spring semester . . . chosen as a 2013 preseason all-C-USA selection by the league's coaches . . . **2012** — Played in all 14 games and started 12 contests . . . started the season opener at Iowa State . . . also started against Nicholls State, UAB, Marshall, UTEP, Rice, Arkansas, Houston, UCF twice, SMU and against Iowa State in the AutoZone Liberty Bowl at right guard . . . graded 91-percent vs. Houston . . . had a grade of 93-percent at UAB . . . graded 90-percent against Tulane and 88-percent vs. Fresno State . . . **2011** — Started the first 11 games of the season . . . suffered a season-ending knee injury against UTEP, and missed the next two games against Houston and BYU . . . graded 96-percent vs. North Texas on 51 plays . . . **2010** — Played in 11 games and started nine contests . . . earned Conference USA all-freshman team honors . . . played a total of 825 snaps . . . did not play at Houston and Hawai'i . . . did not start against Notre Dame, but played 56 snaps . . . did not start against UTEP, but played 83 snaps . . . had a high grade of 87-percent at SMU, and a season-best six knockdowns against UCA . . . played in his first collegiate game as a starter against East Carolina in the season opener . . . missed most of the Oklahoma State game after suffering an injury . . . **Overall** — An all-star candidate . . . a versatile player who can play guard and tackle . . . big and physical player with experience . . . has great toughness and a nasty demeanor.

High School — Was a three-year letterwinner and starter at Lawton MacArthur High School . . . played nose guard on defense and tackle on offense . . . helped his team advance to the Class 5A semifinals both his junior and senior seasons, and to the state championship game as a sophomore . . . his MacArthur team posted a three-year record of 32-8 . . . played in only eight games as a senior due to injury . . . received a three-star rating by *Rivals.com*

... Oklahoma's 35th-ranked prospect by *Rivals.com* . . . also ranked as the No. 78th offensive guard in the nation by *Rivals.com* . . . was named second-team all-state as an offensive lineman by *The Oklahoman* as a senior . . . was named the District Lineman of the Year his senior season . . . high school coach was Ernie Manning.

Personal — Enjoys fishing and hunting . . . lists the St. Louis Rams as his favorite NFL team . . . his favorite NFL player is former All-Pro lineman Bruce Matthews . . . his favorite sport to watch besides football is rugby . . . favorite movie is *Step Brothers* . . . his favorite sports movie is *Friday Night Lights* . . . the one word to best describe himself is "funny" . . . if he could play a role in any movie it would be Will Farrell's role in *Step Brothers* . . . favorite musician is George Strait . . . has four younger siblings . . . father is Steven Ellis, stepmom is Alison Ellis . . . stepdad is Craig Cartmill and mother is Marcy Cartmill . . . majoring in business management . . . born March 1, 1991 in Ardmore, Oklahoma.

18



Joseph CALCAGNI
Quarterback
6-1 • 207 • So-SQ
Springdale, Ark.

Tulsa — A returning squad member . . . **2012** — Played in two games . . . saw playing time against Tulane and Nicholls State . . . rushed one time for 10 yards vs. Tulane . . . completed 3-of-4 passes for 48 yards against Nicholls State . . . **2011** — Was one of several true freshmen to sit out the 2011 season due to red-shirt status . . . **Overall** — Made the most improvement among the quarterbacks in spring drills . . . a fundamentally sound quarterback . . . has good knowledge and understanding of the game . . . has been named to the C-USA Commissioner's Academic Honor Roll twice.

High School — Was a three-year letterwinner and two-year starter at Springdale High School . . . threw for 4,718 yards and 42 TDs in his final two seasons at Springdale High School . . . threw for 2,159 yards and 16 TDs, while rushing for 288 yards as a senior . . . was named to the Class 7A all-state team by the Arkansas Activities Association . . . was also named to the all-Northwest Arkansas team by the *Arkansas Democrat-Gazette* . . . was voted team captain as a senior by his teammates . . . completed 195-of-315 passes for 2,559 yards and 26 touchdowns his junior season . . . also rushed for 389 yards and six TDs as a junior . . . earned Class 7A West all-conference team honors his junior season . . . was named the Offensive MVP in the *Max Emfinger All-American Bowl*, as he completed 7-of-10 passes for 195 yards and a 52-yard TD pass . . . high school coach was Shane Patrick.

Personal — Enjoys hunting, fishing, camping and swimming . . . favorite TV Show is "Duck Dynasty" . . . his favorite NFL team is the Indianapolis Colts . . . his favorite NFL player is Peyton Manning . . . lists *The Dark Knight* as his favorite movie . . . his favorite sports movie is *Friday Night Lights* . . . lists the St. Louis Cardinals as his favorite professional sports team . . . favorite meal his mom cooks is poppy seed chicken . . . his father, Mark, played football at the University of Arkansas . . . parents are Mark and Jacqui Calcagni . . . majoring in exercise and sports science . . . born July 30, 1992.

Calcagni's Career Stats

Passing	G	Comp	Att	Yds	Int	TD	Pct	Ypg	Long
2011 Red-shirt									
2012 (Fr)	2	3	4	48	0	0	75.0	24.0	26

Rushing	G	Att	Gain	Loss	Net	TD	Avg	Long
2011 Red-shirt								
2012 (Fr)	2	3	11	0	11	0	3.7	10

7



Johnell CELISTAN, JR.
Defensive Back
6-2 • 175 • Fr-HS
Avondale, La.

Tulsa — Enrolled at Tulsa at Tulsa in January 2013 . . . signed with the Hurricane in February 2012, but was a gray-shirt last season . . . participated in spring drills . . . will compete for playing time at cornerback . . . has good height . . . needs to add size and strength.

High School — Was a three-year letterwinner and starter on defense at Hahnville High School . . . earned honorable mention all-district 5A accolades in his senior season . . . received a *Rivals.com* three-star rating . . . also lettered two years in track and was a district finalist in the 300-meter hurdles.

Personal — Favorite meal his mom cooks is gumbo . . . his favorite NFL player is Cam Newton and Kobe Bryant is his favorite professional athlete . . . his favorite TV show is "Forensic Files" . . . besides football, lists basketball as his favorite sport to watch and play . . . his favorite sports movie is *Any Given Sunday* . . . if he could invite to people to dinner, they would be Beyonce and Melonie Fiona . . . rapper Curren\$y is the most famous person that has tweeted him . . . has two older siblings . . . parents are Johnell and Monique Celistan . . . born April 17, 1993 (*pronounced John-L Sell-th-stan*)

87



Charlie COPA
Tight End
6-5 • 264 • Jr-1L
Austin, Texas

Tulsa — A returning lettwiner . . . transferred to Tulsa from Syracuse University before the 2011 academic year . . . **2012** — Played in 13 games and started three games . . . saw his first collegiate playing time and made his first start against Iowa State . . . also started against UTEP and UCF . . .


2011 — Sat out the season after transferring from Syracuse . . . **Overall** — Possesses the most experience at tight end . . . has a big frame . . . improved his blocking technique and pass catching in the spring.

Previous College — Signed with Syracuse University where he spent the 2010 fall season.

High School — Played tight end and defensive end for the 2009 Westlake High School team that advanced to the Texas Class 5A state championship game . . . earned all-Central Texas and all-district honors as a senior . . . was an academic all-district selection as a junior and senior . . . helped lead his team to a 22-8 record in his junior and senior seasons . . . totaled 13 receptions for 225 yards and three TDs as a senior . . . high school coach was Darren Altman.

Personal — Enjoys hunting and fishing . . . favorite movie is *Friday Night Lights* . . . his favorite NFL player is Drew Brees . . . lists the Minnesota Vikings as his favorite NFL team . . . favorite book is *Where Men Win Glory* . . . the San Antonio Spurs is his favorite professional sports team . . . his favorite TV show is "The Walking Dead" . . . the TV Reality Show he could win is "Top Shot" . . . favorite musician is Garth Brooks . . . tan old school song that he has on his iPod is *Ramble On* by Led Zeppelin . . . parents are Tom and Molly Copa . . . his father played college basketball at Marquette and professionally with the San Antonio Spurs and Houston Rockets . . . majoring in communication . . . born July 16, 1991.

9



Dwight DOBBINS JR.
Defensive Back
5-9 • 180 • Jr-2L
Midwest City, Okla.

Tulsa — A two-year letterwinner . . . has played in 27 career games in two seasons . . . has 39 career tackles, five pass break-ups and two interceptions . . . has two defensive touchdowns in his career, one coming off an interception and one fumble return . . . **2012** — Played in all 14 games . . . started the

Marshall and UTEP games at cornerback . . . collected 27 tackles, including 18 solos, and added two pass break-ups, one interception and one TFL for -9 yards . . . totaled three tackles and had one interception at Houston . . . made his first career start at Marshall, and had a season-high six tackles, one pass break-up and returned a fumble for an 11-yard TD . . . also had five stops at UAB . . . **2011** – Played in all 13 games . . . tallied 12 tackles, three pass break-ups, one interception, one forced fumble and one fumble recovery . . . totaled 4 stops, one TFL for -8 yards and two pass break-ups against UAB . . . had his first career interception against North Texas and returned it for a 36-yard touchdown . . . had one stop in his first career game vs. #1 Oklahoma . . . **Overall** – Possesses high energy and is explosive . . . an aggressive cornerback . . . has good ball skills and possesses good speed.

High School — Was a three-year letterwinner and starter at Carl Albert High School . . . started three years at receiver and two years at cornerback . . . totaled 50 tackles, nine pass break-ups, three interceptions and three fumble recoveries his senior season . . . named second-team all-state by *The Oklahoman* as a senior . . . high school coach was Gary Rose.

Personal — Favorite NFL player is Asante Samuel . . . lists Space Jam as his favorite movie . . . his favorite sports movie is *He Got Game* . . . his favorite professional sports team is the Boston Celtics, while Rajon Rondo and former NBA all-star Allen Iverson are his favorite professional athletes . . . favorite musician is John Legend and his favorite song is *Ordinary People* . . . enjoys cooking and playing video games . . . favorite NFL team is the New York Jets . . . if he could play any role in a movie it would be Will Smith's role in *I am Legend* . . . the one word he uses to best describe himself is "unique" . . . parents are Dwight and Audrey Dobbins . . . majoring in communication . . . born August 27, 1992 in Oklahoma City, Okla.

Dobbins' Career Statistics

Defense	G	UT	AT	Tot	Loss	Sack	FR	FF	PBU	INT
2011 (Fr)	13	8	4	12	1/-8	0/0	1	1	3	1
2012 (So)	14	18	9	27	1/-9	0/0	1	0	2	1
Totals	27	26	13	39	2/-17	0/0	2	1	5	2

25

Ja'Terian DOUGLAS
Running Back
5-11 • 199 • Sr-3L
Arlington, Texas



Tulsa — A three-year letterwinner . . . has played in 39 career games and has 11 starts . . . has tallied 2,154 career rushing yards and 14 TDs on 292 carries for a 7.4 average . . . ranks in 10th place on the school's career rushing chart . . . has six career 100+

rushing games . . . 11 of his 14 career TDs have been for 15 yards or longer . . . his first seven career rushing TDs went for over 15 yards . . . **2012** – Played in all 14 games and had eight starts . . . totaled 936 rushing yards and seven TDs for a 6.8 average per carry . . . ranked ninth in C-USA for rushing with a 66.9-yard per game average . . . had three 100+ rushing games . . . totaled four runs of 60 yard or more — 81 vs. UTEP, 75 vs. Rice, 73 and 67 vs. Nicholls State . . . had 79 yards on eight carries for a 9.9 average in the AutoZone Liberty Bowl . . . totaled 87 yards on 12 carries for a 7.2 average per rush at Houston . . . had a season-best 169 yards and one TD vs. Rice . . . his 75-yard run in the 4th quarter against Rice led to Tulsa's winning TD with 1:31 on the game clock . . . the game before, he gained 128 yards for a 9.8 average per carry against UTEP, including an 81-yard TD run . . . rushed for 163 yards and two TDs on five carries for a 32.6 average per carry vs. Nicholls State . . . had four 15+ TD runs, including 67 vs. Nicholls State, 32 vs. Fresno State, 81 vs. UTEP, 28 vs. Rice . . . **2011** – Played in all 13 games and had two starts . . . named second-team all-Conference USA . . . gained 883 rushing yards for a 7.9 average and four TDs . . . his 4 rushing touchdowns covered 37, 42, 47 and 80 yards . . . had three 100+ rushing games . . . ran for a career-best 194 yards on 10 carries for a 19.4 average against Marshall . . . had rushes for 22, 48, 82 vs. Marshall . . . totaled a game-high 137 yards and one touchdown against UAB in a starting assignment . . . also had a game-high 173 yards with two TDs against #7 Oklahoma State . . . his touchdowns against OSU went for 80 and 42 yards . . . totaled 92 rushing yards and 17 receiving yards at UTEP with one TD . . . **2010** – Played in 12 games and had one start as a true freshman . . . missed the Southern Miss contest . . . started his first collegiate game against Rice . . . rushed for 335 yards and three touchdowns on 43 carries for a 7.8 average . . . his three TDs came on runs of 18, 20 and 33 yards . . . totaled 58 yards on eight rushes for a 7.2-yard average at Notre Dame . . . had a season-best 64 yards and one TD against Tulane on five carries . . . also had 60 yards on six carries against UCA . . . totaled a team-high 46 yards and one touchdown on five carries at Memphis . . . had two carries for 20 yards against East Carolina in his first college game . . . **Overall** – Possesses a great change of pace . . . has great speed and quickness . . . a home run hitter . . . ahs ability to go the distance every time he touches the ball . . . improved his pass-catching ability in the spring.

High School — Was a two-year letterwinner and starter at Lamar High School . . . earned all-state honors as a junior and senior . . . rushed for 1,868 yards and 25 touchdowns in his senior season . . . was ranked as the No. 41 running back in the nation by *Rivals.com*, and was ranked at the 68th overall top prospect in the state of Texas . . . was ranked as the 120th top senior in Texas by *Scout.com* . . . was named to the 4-5A All-District team as a junior and senior . . . totaled 2,036 yards and 28 TDs in his junior season . . . set the Arlington ISD single-game scoring record as a junior with 38 points . . . high school coach was Eddie Peach.

Personal — Favorite movie is *Training Day* . . . his favorite sports movie is *The Longest Yard* . . . enjoys drawing . . . two words he uses to best describe himself are "humble and hungry" . . . favorite sport to watch besides football is boxing . . . lists Sign Language as his favorite class at TU . . . if he were not playing college football, he would be boxing or a fireman . . . parents are Terry and Annie Smith . . . majoring in arts & sciences . . . born November 20, 1991 in Greenville, Mississippi.

Douglas' Career Statistics

Rushing	G	Att	Gain	Loss	Net	TD	Avg	Long
2010 (Fr)	12	43	345	10	335	3	7.8	34
2011 (So)	13	112	916	33	883	4	7.9	82
2012 (Jr)	14	137	974	38	936	7	6.8	81
Totals	39	292	2235	81	2154	14	7.4	82

Receiving	G	Rec	Yds	Avg	TD	Long
2010 (Fr)	12	0	0	0.0	0	0
2011 (So)	13	11	59	5.4	0	15
2012 (Jr)	14	1	7	7.0	0	7
Totals	39	12	66	5.5	0	15

86

Zach EPPS
Wide Receiver
6-5 • 206 • So-1L
Overland Park, Kan.



Tulsa — A returning letterwinner . . . **2012** – Played in five games as a red-shirt freshman . . . had his first career reception of 25 yards against Houston . . . **2011** – Was one of several true freshmen to sit out the 2011 season due to red-shirt status . . . **Overall** – Has good height and has increased his strength . . . catches the ball well and understands the game . . . a big, physical receiver . . . has a good work ethic . . . can play at inside receiver or on the outside . . . was named to the C-USA Commissioner's Academic Honor Roll twice.

High School — Was named all-East Kansas League second team by the *Kansas City Star* . . . was ranked as the 20th top recruit in the Kansas City area as a senior . . . had 779 receiving yards and eight touchdowns as a junior . . . was one of the top-5 performers at the Kansas State 7-on-7 Camp in the summer of 2010.

Personal — Favorite movie is *Braveheart* . . . lists *Hoosiers* as his favorite sports movie . . . his favorite NFL team is the Indianapolis Colts . . . Peyton Manning is his favorite NFL player . . . if he were not playing college football, he would be playing basketball . . . favorite video game as a child was "Super Smash Bros." . . . his favorite book is *Mere Christianity* by C.S. Lewis . . . if he could play a role in any movie it would be as Obi-Wan in *Star Wars* . . . if he could invite any two people to dinner, they would be Russell Westbrook and Kevin Durant . . . favorite vacation spot is Hawai'i . . . a member of the Fellowship of Christian Athletes . . . has two older

- INTRO
- PLAYERS
- STAFF
- REVIEW
- C-USA
- OPPONENTS
- HISTORY
- RECORDS

sisters . . . parents are Reggie and Shara Epps . . . his father played football at Tulsa, while his uncle, Jack, played defensive back with the Kansas City Chiefs . . . majoring in marketing . . . born July 7, 1992 in Indianapolis, Indiana.

Epps' Career Statistics

Receiving G	Rec	Yds	Avg	TD	Long	
2011 (So)	Red-shirt					
2012 (Jr)	5	1	25	25.0	0	25
Totals	5	1	25	25.0	0	25

9

Dane EVANS

Quarterback
6-2 • 207 • Fr-RS
Sanger, Texas



Tulsa — Was one of several freshmen to sit out last season due to red-shirt status . . . enrolled at Tulsa in January 2012, and participated in spring drills in 2012 . . . listed second on the preseason depth chart . . . possesses big-time arm with a quick release . . . a hard worker . . . has good pocket awareness and has knack for eluding the rush.

High School — Was a four-year letterwinner at Sanger High School . . . started for three years at quarterback . . . led his team to 9-2 records and District runner-up finishes as a junior and senior . . . completed 583-of-905 passes for 9,074 yards and 94 touchdowns in his career . . . also rushed for 628 career yards and nine touchdowns . . . finished his career ranked 15th on the state of Texas' career passing chart . . . completed 64.5-percent of his passes (200-of-310) for 3,265 yards and 36 TDs . . . earned Class 3A second-team all-state merits as a senior . . . was named the District 9-3A MVP both his junior and senior seasons . . . received a Rivals.com three-star rating . . . earned first-team all-area honors as a junior and second-team accolades his senior campaign . . . completed 67-percent of his passes for 3,420 yards and 37 TDs as a junior . . . also threw for 2,389 yards for 21 touchdowns in his sophomore campaign . . . was named the District 9-3A Newcomer of the Year and All-Area Newcomer of the Year as a sophomore . . . also lettered three years in track and baseball . . . high school coach was Chuck Galbreath.

Personal — Enjoys hunting and camping . . . favorite movie is *Gladiator* . . . lists *For Love of the Game* as his favorite sports movie . . . his favorite NFL team is the Denver Broncos . . . Drew Brees is his favorite NFL player . . . the Los Angeles Dodgers is his favorite professional sports team . . . his favorite sport to watch besides football is baseball . . . favorite musician is Taylor Swift . . . The Giver is his favorite book . . . favorite food is chicken fried steak . . . his 2004 Pop Warner football team won the national championship, while that same

year his 12-year-old baseball team won the USSSA World Series and he won the Texas State Wrestling Championship at 92 pounds . . . his favorite video game as a child was "Tony Hawk Pro Skater 3" . . . a member of the Fellowship of Christian Athletes . . . parents are Damon and Kathy Evans . . . his father coaches football at Sanger High School . . . majoring in exercise and sports science . . . born Stephen Dane Evans on November 19, 1993 in Chickasha, Oklahoma.

20

James FLANDERS

Running Back
5-11 • 186 • Fr-RS
Midwest City, Okla



Tulsa — Was one of several freshmen to sit out last season due to red-shirt status . . . possesses good lateral quickness and has great vision . . . had a good spring.

High School — Led Class 6A in rushing as a senior with 2,456 yards and scoring with 270 points . . . earned first-team all-state honors by the *Tulsa World* as a senior . . . gained a three-star rating by *Rivals.com* . . . was named to *The Oklahoman* all-state first team, while also earning *The Oklahoman* Big All-City Offensive Player of the Year accolades . . . totaled 174 yards and three TDs against Del City in the season opener as a senior . . . had 55 carries for 273 yards and six touchdowns in the state quarterfinals against Owasso High School . . . also had six TDs in a game against Edmond Memorial . . . had 195 yards and two TDs in a state playoff win over Westmoore High School . . . was the 18th-ranked Oklahoma prospect by *Rivals.com* . . . received a *Rivals.com* three-star rating . . . had career totals of 4,857 yards and 81 TDs . . . was named to the OCA West all-state team . . . was named to the all-*VYPE Magazine* team for Central Oklahoma . . . totaled 1,672 yards and 22 touchdowns as a junior in leading the Bombers to a 10-1 record . . . high school coach was Steve Huff.

Personal — Lists *Snitch* as one of his favorite movies . . . a Reality TV Show he could win is "A Minute to Win It" . . . his brother, John, graduated from Tulsa last year as a four-year football letterman . . . parents are Anthony and Pam Flanders . . . majoring in exercise and sports science . . . born June 30, 1994.

80

Conner FLOYD

Wide Receiver
6-0 • 198 • So-1L
Austin, Texas



Tulsa — A returning letterwinner . . . **2012** — Played in eight games . . . did not play against Marshall, Arkansas, UCF, SMU, UCF in the C-USA Championship game and in the AutoZone Liberty Bowl vs. Iowa State . . . caught his first career pass against Nicholls State with two receptions for 41 yards . . . also had four punt returns for 40 yards . . . **2011** — Was one of several true freshmen to sit out the season due to red-shirt status . . . **Overall** — Had a very good spring . . . can play multiple positions . . . an intelligent player . . . has twice been named to the C-USA Commissioner's Academic Honor Roll.

High School — Earned three letters and started at receiver on three consecutive state championship teams at Lake Travis High School . . . helped lead his team to a three-year mark of 36-2 record . . . missed all but four games of his senior season due to a broken leg . . . in the final three games of the year he came back and caught 12 passes for 182 yards and one TD . . . caught 69 passes for 1,312 yards and 13 touchdowns as a junior as his team finished with a 16-0 record and was ranked No. 2 nationally by *Rivals.com* . . . selected to play in The USA vs. The World football all-star game after his senior season . . . earned first-team all-state accolades by the *Texas Sports Writers Association* as a junior . . . was named first-team all-district and second-team all-Central Texas in 2009 . . . had 41 receptions for 735 yards and eight TDs as a sophomore when Lake Travis was ranked No. 2 nationally by *USA Today* . . . was the MVP of the Texas 7-on-7 state championship in the summer of 2010 . . . high school coach was Hank Carter.

Personal — Favorite movie is *Pirates of the Caribbean* . . . his favorite TV show is "Man vs. Wild" . . . the Dallas Cowboys is his favorite NFL team, while Devin Hester is his favorite NFL player . . . lists Wes Welker as his favorite professional athlete . . . a movie role he would want to play would be that of Jeff Spicoli in *Fast Times at Ridgemont High* . . . favorite book is *Harry Potter* . . . his favorite musician is Taylor Swift . . . a Reality TV Show he could win is "Amazing Race" . . . lists the Dallas Mavericks as his favorite professional sports teams . . . second cousin to former Pittsburgh Steelers great Jack Lambert . . . parents are David and Gina Floyd . . . majoring in marketing . . . born October 20, 1992.

Floyd's Career Statistics

Receiving G	Rec	Yds	Avg	TD	Long	
2011 (So)	Red-shirt					
2012 (Jr)	8	2	41	20.5	0	26
Totals	8	2	41	20.5	0	26

54

James FLOYD

Offensive Guard
6-2 • 301 • Fr-RS
Fort Worth, Texas



Tulsa — Was one of several freshmen to sit out last year due to red-shirt status . . . enrolled at Tulsa in January 2012 . . . gray-shirted during the 2011 football season after signing with Tulsa in February 2011 . . . a big and strong player . . . young player who has shown good potential . . . will compete to get on the two-deep in 2013.

High School — Was a two-year letterwinner and starter at Paschal High School . . . transferred to Paschal High School from Southwest Christian School where he lettered for two years as a freshman and sophomore . . . started the 2010 season at offensive guard and moved to tackle . . . was named first-team District 4-5A as a senior . . . earned honorable mention all-district 3-5A merits as a junior . . . high school coach was Matt Cook.

Personal — Enjoys hunting, fishing and golfing . . . favorite movie is *Blindside* . . . his favorite NFL team is the Dallas Cowboys . . . his favorite professional sports team is the Texas Rangers . . . Tony Romo is his favorite NFL player . . . the most famous person that he has received a tweet from is Terrell Owens . . . the two people that he would invite to dinner are George W. Bush and George Strait . . . if he could play any movie role, it would be as Jax in *Sons of Anarchy* . . . favorite musician is Casey Donahew . . . the one word he uses to best describe himself is “passionate” . . . a member of the Fellowship of Christian Athletes . . . parents are Jim and Donna Floyd . . . majoring in energy management . . . born January 7, 1993.

57

Dylan FOXWORTH

Offensive Center
6-2 • 275 • Fr-RS
Claremore, Okla.



Tulsa — Was one of several true freshmen to sit out last year due to red-shirt status . . . competing for the starting center position . . . had a good spring . . . possesses good quickness and strength . . . an aggressive player . . . has a good demeanor for an offensive lineman.

High School — Was a four-year letterwinner and three-year starter at Claremore High School . . . was a two-way starter his senior season at center and defensive end . . . graded out at an average of 92 percent in his three seasons starting on the offensive line . . . was ranked as the *Tulsa World's* eighth-best

defensive lineman in the area . . . earned *Tulsa World* second-team all-metro honors on defense as a senior, and was an honorable mention all-state selection . . . also earned first-team all-district accolades as a senior . . . graded out at an average of 94-percent as a senior, while grading 100-percent in five games . . . had 82 tackles, three sacks, two forced fumbles and two fumble recoveries as a senior . . . received a *Rivals.com* three-star rating . . . earned three letters in wrestling . . . high school coach was Rob Gilbreath.

Personal — Favorite sports movie is *Varsity Blues* . . . lists “Duck Dynasty” as his favorite TV show . . . favorite NFL team is the Dallas Cowboys and his favorite pro sports team is the Oklahoma City Thunder . . . favorite NFL player is Jeff Saturday . . . his favorite cooked meal by his mom is chicken spaghetti . . . if he could play any movie role, it would be that of *Flash Gordon* . . . parents are David and Robyn Foxworth . . . majoring in energy management . . . born December 28, 1993 in Tulsa, Oklahoma.

1

Keyarris GARRETT

Wide Receiver
6-4 • 221 • Jr-2L
Daingerfield, Texas



Tulsa — A two-year letterwinner and returning starter . . . has played in 20 career games with 11 starts . . . has 855 career receiving yards and nine touchdowns . . . a preseason candidate for the 2013 Biletnikoff award . . . **2012** — Played in all 14 games and started 11 contests . . . was a second-team all-Conference USA selection . . . had a team-high 845 yards and nine TDs on 67 catches for a 12.6 average per reception . . . had two 100-yard receiving games . . . had seven receptions for career-bests of 130 yards and three TDs in the first meeting against UCF . . . had a career-long 70-yard TD reception in the UCF game . . . totaled eight receptions for 90 yards and one TD at SMU . . . caught a career-high 12 passes that went for 94 yards at Arkansas . . . had 118 yards and one TD on three catches vs. Rice . . . had three receptions for 58 yards, including a key 47-yard catch leading to Tulsa’s final touchdown at Marshall . . . totaled six receptions for 52 yards and an 11-yard TD against UAB . . . had two catches for 53 yards and a 31-yard TD vs. Fresno State . . . caught four passes in each of the first three games this year, going for 73 yards against Tulane, 50 yards and a 15-yard TD vs. Nicholls State and 28 yards and a 4-yard TD in the season opener at Iowa State . . . **2011** — Played in six games . . . missed the North Texas, UAB, Rice, UCF, UTEP, Houston and BYU games . . . had two receptions for 10 yards . . . saw his first collegiate action at #1 Oklahoma and caught a 4-yard pass . . . **Overall** — Missed the spring season with a foot injury . . . has the ability to be a dominant player . . . possesses good size and speed . . . has game-breaking ability . . . can create match-up problems with his size.

High School — Was a three-year letterwinner and starter at Daingerfield High School . . . was on three Class 2A state championship teams . . . the nation’s 88th-ranked receiver by *Rivals.com* his senior season . . . totaled 68 receptions for 1,380 yards and 25 TDs as a senior . . . set Daingerfield High School’s single-season (25) and career (35) TD reception record as a senior . . . his high school coach was Barry Bowman.

Personal — Favorite movie is “Friday After Next” . . . lists *Coach Carter* as his favorite sports movie . . . his favorite NFL team is the Philadelphia Eagles . . . Kevin Garnett is his favorite professional athlete . . . favorite vacation spot is the Bahamas . . . his favorite TV show is “Martin” . . . his cousin, David Mims, played football at Baylor and professionally with the Atlanta Falcons . . . most famous person that he has ever met is former Tulsa football player and assistant coach and former Chicago Bears Head Coach Lovie Smith . . . his uncle, David Whitmore, played professional football after a collegiate career at Baylor . . . parents are Kieron Garrett and Tiffany Rushing . . . majoring in organizational studies . . . born September 26, 1992 in Mt. Pleasant, Texas.

Garrett’s Career Statistics

	Receiving G	Rec	Yds	Avg	TD	Long
2011 (Fr)	6	2	10	5.0	0	6
2012 (So)	14	67	845	12.6	9	70
Totals	20	69	855	12.4	9	70

68

Garrett GLADD
Offensive Tackle
6-4 • 303 • So-1L
Sallisaw, Okla.




Tulsa — A returning letterwinner . . . **2012** — Played in six games — Tulane, Nicholls State, Houston, SMU, UCF (C-USA Championship) and Iowa State (AutoZone Liberty Bowl) . . . totaled 49 snaps in his first two games played . . . saw his first collegiate action against Tulane, playing 24 snaps at left tackle . . . also played 25 snaps against Nicholls State . . . **2011** — Was one of several true freshmen to sit out the season due to red-shirt status . . . **Overall** — Was limited in spring drills due to an injury . . . has ability to play guard or tackle . . . has tremendous potential.

High School — Was a four-year letterwinner and starter at Sallisaw High School . . . started four years on the offensive line and in last three years at defensive tackle as well . . . earned first-team all-state honors by the *Tulsa World* and *The Oklahoman* as a senior . . . was named to the OCA all-state Class 6A team as a senior . . . was named the 4A-4 District Defensive Player of the Year as a senior . . . ranked as the 11th best prospect in Oklahoma by *Rivals.com* . . . the nation’s 74th-ranked offensive lineman by *Rivals.com* . . . graded 87 percent or above in every game during his career . . . registered 54 pancake blocks his senior season . . . made 47 consecutive starts for

the Black Diamonds . . . was the state of Oklahoma's top offensive line prospect heading into the season according to the Tulsa World . . . high school coach was Craig Benson.

Personal — Enjoys fishing and hunting . . . favorite movie is *Forrest Gump* . . . his favorite sports movie is *Remember the Titans* . . . the Dallas Cowboys is his favorite NFL team . . . George Strait is his favorite musician . . . his favorite TV show is "Home Improvement" . . . the most famous person he has ever met is former U.S. Secretary of State Condoleezza Rice . . . the best summer job he's had is driving a delivery truck . . . mother is Lou Ann Gladd . . . a finance major . . . born November 28, 1991 in Fayetteville, Arkansas.

7



Cody GREEN
Quarterback
6-4 • 245 • Sr-1L
Dayton, Texas

Tulsa — A returning letterwinner and starter . . . sat out the 2011 season after transferring from the University of Nebraska . . . has a 14-3 record as a collegiate starter, including 10-3 at Tulsa and 4-0 at Nebraska . . . has thrown for 3,249 yards and 22 touchdowns in his combined statistics at Nebraska and Tulsa . . . **2012** — Played in 13 games . . . started all 13 of those games and had a 10-3 record as the starting quarterback . . . threw for 2,592 yards and 17 TDs on the season . . . had six 200+ passing games . . . was an honorable mention all-C-USA selection . . . missed the Rice game with an injury . . . returned against Arkansas and completed 22-of-37 passes for 222 yards . . . had a career-long pass of 74 yards against Tulane and a career-long 57-yard run at SMU . . . had career-highs against SMU of 36-of-64 for 413 yards and three TDs, also ran three times for 51 yards . . . had his fifth 200+ passing game with 252 yards and a career-high three TDs on 21-of-34 passing against UCF in the regular season meeting . . . had 130 passing yards and 31 rushing yards with two TDs at Houston . . . threw for 237 yards and two TDs at UAB . . . played only the first five series against Nicholls State and led Tulsa to five touchdowns and 35 points . . . completed 10-of-15 passes for 130 yards and two TDs in that game . . . completed 61-percent of his passes vs. Tulane for 274 yards and two touchdowns . . . **2011** — Sat out the season after transferring from Nebraska . . . **Overall** — Provides great leadership . . . brings a lot of confidence, calmness and intangibles to the quarterback position . . . has great size and strength . . . has great knowledge of the offense.

Previous College — Played in 18 career games and had four starts at Nebraska . . . completed 54-percent of his passes (66-of-122) for 657 yards and five touchdowns in his two seasons . . . threw for 340 yards and three TDs as he completed 33-of-66 passes,

while rushing for 96 yards and one touchdown in 2010 . . . received the starting assignment against Iowa State and Colorado in 2010 . . . guided the Huskers to a 31-30 overtime victory against the Cyclones, while completing 7-of-12 passes for 79 yards . . . completed 10-of-13 passes for 80 yards and two scores, while rushing seven times for 23 yards and a touchdown against Colorado . . . started two games as a true freshman in 2009, coming against Baylor and Oklahoma . . . threw for 317 yards and two touchdowns and rushed for 158 yards and a pair of scores in those two contests . . . compiled 171 yards of total offense, while completing 12-of-21 passes for 128 yards against Baylor . . . was the first true freshman quarterback to start at Nebraska since Tommie Frazier in 1992.

High School — Led Dayton High School to a 13-2 record and a Class 4A state runner-up finish as a senior . . . amassed nearly 5,000 yards of total offense, throwing for 3,265 yards and 37 touchdowns, while rushing for 1,610 yards and 25 touchdowns his senior season . . . produced more than 1,000 yards passing and nearly 800 rushing yards in six playoff games in leading the Broncos to the state title game as a senior . . . passed for 329 yards and six touchdowns, while rushing for 94 yards in the 4A state title game . . . was named first-team all-area by the *Houston Chronicle* . . . earned honorable mention Class 4A all-state accolades by the *Associated Press* his senior season.

Personal — Enjoys fishing, hunting and golfing . . . favorite movie is *Pitch Perfect No Nemo* . . . lists "Sons of Anarchy" and "How I Met Your Mother" as his favorite TV shows . . . his favorite sports movie is *The Fighter* . . . favorite NFL team is the Houston Texans . . . lists Peyton Manning as his favorite NFL player . . . if he could play any other position on the football team, it would be left tackle . . . his career aspiration is to start his own Fishing Guide business . . . Denzel Washington is his non-sports related role model . . . the favorite meal his mom cooks is chicken and dumplings . . . his best summer job was at the Bass Pro Shop . . . if he could create an ESPN Sports Center highlight, it would be about the top 10 fish he has caught . . . if he were forced to give up all of his possessions but one, he would keep his fishing poles . . . mother is Chandra Green . . . majoring in business management . . . born June 2, 1991 in Houston, Texas.

Green's Career Statistics (@ Tulsa)

Passing	G	Comp	Att	Yds	Int	TD	Pct	Ypg	Long
2011	Red-shirt								
2012 (Jr)	13	228	419	2592	11	17	54.4	199.4	74

Rushing	G	Att	Gain	Loss	Net	TD	Avg	Long
2011	Red-shirt							
2012 (Jr)	13	78	382	99	283	4	3.6	57

Green's Career Statistics (@ Nebraska)

Passing	G	Comp	Att	Yds	Int	TD	Pct	Ypg	Long
2009 (Fr)	9	33	62	317	2	2	53.2	35.2	45
2010 (So)	9	33	60	340	1	3	55.0	37.8	33
Totals	18	66	122	657	3	5	54.0	36.5	45

Rushing	G	Att	Gain	Loss	Net	TD	Avg	Long
2009 (Fr)	9	31	170	17	153	2	4.9	49
2010 (So)	9	37	122	26	96	1	2.6	22
Totals	18	68	292	43	249	3	3.7	49

Green's Career Combined Statistics

Passing	G	Comp	Att	Yds	Int	TD	Pct	Ypg	Long
2009 (Fr)	9	33	62	317	2	2	53.2	35.2	45
2010 (So)	9	33	60	340	1	3	55.0	37.8	33
2011	Red-shirt								
2012 (Jr)	13	228	419	2592	11	17	54.4	199.4	74
Totals	31	294	541	3249	14	22	54.3	104.8	74

Rushing	G	Att	Gain	Loss	Net	TD	Avg	Long
2009 (Fr)	9	31	170	17	153	2	4.9	49
2010 (So)	9	37	122	26	96	1	2.6	22
2011	Red-shirt							
2012 (Jr)	13	78	382	99	283	4	3.6	57
Totals	31	146	674	142	532	7	3.6	57

43



Donnell HAWKINS
Linebacker
6-1 • 226 • Sr-2L
Copperas Cove, Texas

Tulsa — A two-year letterwinner . . . has played in 29 career games . . . has tallied 38 career tackles . . . enrolled in January 2010 after completing his prep education at Copperas Cove (Texas) High School early . . . **2012** — Played in the first three games before suffering a season-ending knee injury . . . had seven stops . . . had four tackles in his first career start at Iowa State . . . **2011** — Played in all 13 games . . . had nine tackles and one fumble recovery . . . collected three tackles against North Texas . . . totaled two stops in the season opener at #1 Oklahoma . . . **2010** — Played in 13 games . . . saw most of his playing time on special teams . . . was credited with 22 tackles and 1.5 stops for -4 yards . . . had a season-high six tackles against Tulane . . . also totaled three stops each against UCA and Rice . . . **Overall** — Provides depth at the MIKE linebacker position . . . has game experience . . . missed the entire spring season.

High School — Was a three-year letterwinner at Copperas Cove High School . . . started at linebacker as a junior and senior . . . helped his team post a three-year mark of 32-9, while tallying 258 career tackles . . . had 92 tackles, nine stops for lost yardage and two sacks in six games as a senior . . . missed five games his senior season due to a shoulder injury . . . collected 147 tackles, 18 stops for lost yardage and six sacks in 15 games as a junior . . . earned all-district accolades during his junior season . . . played strong safety and linebacker as a sophomore . . . totaled 19 tackles and 12 stops for lost yardage in his sophomore season . . . also lettered two years in track . . . high school coach was Jack Welch.

Personal — Favorite sports movie is *Remember the Titans* . . . his favorite movie is *Love Don't Cost a Thing* . . . his favorite NFL team is the Miami Dolphins

... "Fresh Prince of Bel-Air" is his favorite TV show . . . enjoys playing video games . . . former NFL star Ray Lewis is his favorite NFL player . . . his favorite book is *Maniac Magee* . . . parents are Luke and LaTanya McNair . . . majoring in exercise and sports science . . . born December 4, 1991 in Clarksville, Tennessee.

Hawkins' Career Statistics

Defense	G	UT	AT	Tot	Loss	Sack	FR	FF	PBU	INT
2010 (Fr)	13	11	11	22	1.5/4	0.5/-1	0	0	0	0
2011 (So)	13	6	3	9	0/0	0/0	1	0	0	0
2012 (Jr)	3	4	3	7	1.5/6	1/-6	0	0	0	0
Totals	29	21	17	38	3/10	1.5/-7	1	0	0	0

62

Alec
HENRY

Offensive Guard

6-3 • 330 • Jr-1L

Tulsa, Okla.



Tulsa — A returning letterwinner . . . signed with Tulsa in February 2010, but had a gray-shirt season . . . enrolled at Tulsa in January 2011 . . . **2012** — Played in 12 games, mostly on special teams . . . **2011** — Did not play . . . missed spring drills in 2011 after coming off of knee surgery . . . **Overall** — Has been plagued by injuries . . . needs to increase mobility . . . had a good spring . . . has shown flashes of being productive on the offensive line.

High School — Was a three-year letterwinner and two-year starter at Tulsa Union High School . . . started his junior and senior seasons on the offensive line . . . played the center position as a senior . . . started at nose guard in his sophomore season . . . helped lead his team to two straight Class 6A state titles as a junior and senior . . . was on teams that posted a three-year mark of 39-3 . . . received second-team *Tulsa World* all-state merits his senior season . . . earned first-team *Tulsa World* all-metro honors and was an all-district selection as an offensive lineman his senior season . . . made the transition to offense from the defensive line during the 2008 season . . . was credited with 50 career knockdowns and 58 tackles . . . earned honorable mention all-state honors as a junior and was an all-district selection . . . totaled 43 tackles in his sophomore campaign . . . high school coach was Kirk Fridrich.

Personal — Favorite movie is *Tommy Boy* . . . his favorite sports movie is *Friday Night Lights* . . . the New England Patriots is his favorite NFL team . . . lists Vince Wilfork is his favorite NFL player . . . his favorite sports teams are all from Boston — the Red Sox, Celtics and Patriots . . . lists "Biggest Loser" as a Reality TV show that he could win . . . his favorite book is *Bleachers* by John Grisham . . . has three younger siblings . . . parents are Patrick and Jane Henry . . . majoring in organizational studies . . . born July 25, 1991 in Lawton, Oklahoma.

18

Reymundo
HIGUERA

Deep Snapper

5-11 • 231 • So-1L

Gilbert, Ariz.



Tulsa — A returning letterwinner . . . **2012** — Played in all 13 games as a true freshman walk-on athlete . . . handled all the snapping duties on special teams . . . was named to the Conference USA all-Freshman team as a deep snapper . . . **Overall** — Has been a steady deep snapper . . . had a great spring . . . improved the speed of his snapping.

High School — Played center and defensive tackle at Perry High School . . . earned all-region and all-state accolades as a long snapper . . . named a Semper Fidelis and Ray Guy All-America long snapper as a prep senior.

Personal — Favorite movie is *Think Like a Man* . . . his favorite sports movie is *Sandlot* . . . favorite TV show is "Fast N' Loud" . . . favorite professional sports team is the Arizona Cardinals . . . enjoys hunting . . . nobody believes that he watches "River Monsters" . . . the most famous person that he has met is former NFL quarterback Kurt Warner . . . played baseball, wrestled and drove motocross as a child . . . parents are Rey and Tammy Higuera . . . majoring in business administration . . . born April 7, 1994 in Mesa, Arizona.

46

Chris
HUMMINGBIRD

Defensive End

6-2 • 260 • Jr-1L

Tahlequah, Okla.



Tulsa — A returning letterwinner . . . has played in 18 career games . . . has three career tackles . . . **2012** — Played in 13 contests . . . missed the C-USA Championship Game against UCF . . . was credited with two tackles . . . **2011** — Played in five games . . . credited with one tackle . . . saw limited action on special teams against Boise State, Rice, Marshall, UTEP and BYU . . . did not participate in 2011 spring drills . . . **2010** — Was not on the roster in 2010, but attended classes at Tulsa . . . did not participate in spring drills . . . **Overall** — Made the switch from linebacker to defensive end after spring drills in 2012 . . . came out of 2013 spring drills as one of the starters at defensive end . . . a physical player with good athletic ability . . . earned the GATES academic scholarship for college.

High School — Was a four-year letterwinner and starter at Tahlequah Sequoyah High School . . . was

on teams that posted a four-year overall record of 42-5 . . . was credited with 75 tackles, five sacks and two fumble recoveries as a senior . . . totaled 65 tackles in both his sophomore and junior seasons . . . also lettered four times in power-lifting and twice each in track and wrestling . . . placed fourth in the state wrestling meet as a senior in the 215 pound class . . . advanced to the state track meet as a senior in the shot put . . . was his class president . . . high school football coach was Brent Scott.

Personal — Favorite sports movie is *Remember the Titans* . . . his favorite TV show is "Mob Wives" . . . lists *Step Brothers* as his favorite movie . . . the Minnesota Vikings is his favorite NFL team, while Adrian Peterson is his favorite NFL player . . . if he were forced to give up all of his possessions but one, he would keep his photo album . . . Kevin Durant is his favorite professional athlete . . . the Oklahoma City Thunder is his favorite professional sports team . . . the most famous person he has ever met is St. Louis Rams quarterback Sam Bradford . . . the youngest of three boys . . . a member of the Fellowship of Christian Athletes . . . nickname is Birdman . . . mother is Karen Hummingbird . . . majoring in exercise and sports science . . . born June 25, 1992 in Oklahoma City, Oklahoma.

Hummingbird's Career Statistics

Defense	G	UT	AT	Tot	Loss	Sack	FR	FF	PBU	INT
2011 (Fr)	5	0	1	1	0/0	0/0	0	0	0	0
2012 (So)	13	1	2	3	0/0	0/0	0	0	0	0
Totals	18	1	2	3	0/0	0/0	0	0	0	0

55

Shawn
JACKSON

Linebacker

6-0 • 255 • Sr-3L

Tulsa, Okla.



Tulsa — A three-year letterwinner and starter . . . signed with Tulsa in February 2009, but gray-shirted that season . . . enrolled in January 2010 . . . named to the preseason watch list for the Bronko Nagurski Trophy . . . named a 2013 preseason all-Conference USA selection by the league's coaches . . . a three-time Conference USA honorable mention selection . . . has played in 37 career games and has 34 starts . . . collected 277 tackles, 37 stops for -162 yards, 18 sacks for -113 yards, 12 pass break-ups, six forced fumbles and four interceptions in his career . . . has three career defensive TDs . . . has eight career double-figure tackle games . . . needs two more sacks to tie the school record of 20 held by Dennis Byrd (1985-88) and Sedrick Clark (1992-95) . . . also needs three more TFLs to tie Don Blackmon (1976-80) and Sam Rayburn (1999-2002) for the school record of 40 stops for lost yardage . . . **2012** — Played and started 11 games . . . missed the first three games of the season . . . was credited with 88 tackles, 10.5 stops for -36 yards, five sacks for -25 yards, five pass break-ups and three forced fumbles . . . ranked fourth

in C-USA for forced fumbles and 13th for tackles . . . had three double-digit tackle games . . . was named the Defensive MVP of the AutoZone Liberty Bowl after recording nine tackles, two sacks for -8 yards and one forced fumble . . . ranked third on the team for tackles in just 11 games played . . . made his first game appearance against Fresno State and had 11 tackles and forced one fumble . . . had a career-best 16 tackles at Marshall, including 2.5 stops for -6 yards . . . had five stops and one forced fumble against UCF in the C-USA Championship game . . . totaled five tackles, one TFL for -1 yard and one PBU at SMU . . . had 10 tackles vs. UCF . . . compiled eight stops and one pass break-up at Houston . . . had seven tackles and one sack for -6 yards at Arkansas . . . tallied six stops and one pass break-up vs. Rice . . . had four stops, two pass break-ups and a 17-yard fumble return for a TD against UTEP . . . totaled seven stops, including three TFLs for -12 yards vs. UAB . . .

2011 — Played and started all 13 games . . . ranked second on the team with 101 tackles and had 11 stops for -52 yards, five pass break-ups, two interceptions, one forced fumble and one fumble recovery . . . has four double-figure tackle games . . . earned honorable mention all-C-USA honors . . . totaled nine tackles, three stops for -20 yards and one pass-break-up against BYU in the Bell Helicopter Armed Forces Bowl . . . compiled 13 tackles and 1.5 sacks for -14 yards against #7 Houston . . . had six tackles and a 34-yard interception return for a touchdown at UTEP . . . totaled nine tackles, three stops for -7 yards and one pass break-up against Marshall, while earning C-USA Defensive Player of the Week honors . . . totaled 11 tackles, including 10 solos and one sack for -8 yards against North Texas . . . registered 10 tackles, including nine solos, and added an interception for an 11-yard return against #7 Oklahoma State . . . had 12 tackles at #1 Oklahoma in the season opener . . .

2010 — Played in all 13 games, and started 10 contests . . . earned C-USA all-freshman team honors and was an honorable mention all-C-USA selection . . . earned *Phil Steele's* magazine Freshman All-America second team honors, while earning honorable mention accolades by *Collegefootballnews.com* . . . was in the starting lineup against Bowling Green, Oklahoma State, Central Arkansas, Tulane, Notre Dame, Rice, Houston, UTEP, Southern Miss and Hawai'i games . . . ranked second on the team with 88 tackles and led the team in tackles for lost yardage and quarterback sacks . . . had 15.5 tackles for -74 yards and 8.5 sacks for -55 yards, while also adding two interceptions . . . totaled eight tackles and three sacks for -18 yards at Hawai'i . . . had nine tackles, one stop for -2 yards and one forced fumble against Southern Miss . . . collected eight tackles, three stops for -10 yards and one pass break-up against UTEP . . . had nine tackles, one pass break-up and one forced fumble against Rice . . . tallied six stops, one tackle for -7 yards, two quarterback hurries and a 66-yard interception return for a touchdown at Notre Dame . . . was named the C-USA Defensive Player of the Week for his performance against Notre Dame . . . registered eight tackles, 2.5 stops for -18 yards and 1.5 sacks for -13 yards against Tulane . . . compiled eight stops and one tackle for -3 yards at Oklahoma

State . . . had eight tackles, 2.5 stops for -12 yards and one interception in his first career start against Bowling Green . . .

Overall — Possesses good size and athleticism . . . an explosive and consistent player . . . has a knack for making big plays . . . a big hitter . . . an explosive hitter.

High School — Played quarterback and linebacker at McLain High School . . . was a three-time first-team all-metro selection by the *Tulsa World* . . . accounted for 8,422 total yards and 95 touchdowns in his career, while totaling 522 career tackles . . . rated as the No. 25 prospect in the state of Oklahoma by *Rivals.com* . . . received a three-star rating by *Rivals.com* . . . earned first-team *Tulsa World* all-state accolades as a senior . . . was also named a second-team all-state selection by *The Oklahoman* . . . rushed for 2,224 yards and 28 TDs, while passing for 1,112 yards in his senior season . . . collected 133 tackles, three sacks and three fumble recoveries as a senior.

Personal — Favorite movie is *Paid In Full* . . . his favorite sports movie is *Friday Night Lights* . . . favorite NFL team is the San Francisco 49ers and Patrick Willis is his favorite NFL player . . . favorite TV show is "Pawn Stars" . . . Kevin Durant is his favorite professional athlete . . . the one word he uses to best describe himself is "simple" . . . the best summer job he's had is working on an oil rig . . . father is Prentiss Elliott . . . mother is Shonda Cato, and stepfather is Larry Cato . . . majoring in organizational studies . . . born July 6, 1990.

S. Jackson's Career Statistics

	Defense	G	UT	AT	Tot	Loss	Sack	FR	FF	PBU	INT
2010 (Fr)	13	49	39	88	15.5/-74	8.5/-55	1	2	2	2	2
2011 (So)	13	67	34	101	11/-52	4.5/-33	1	1	5	2	2
2012 (Jr)	11	55	33	88	10.5/-36	5/-25	1	3	5	0	0
Totals	37	171	106	277	37/-162	18/-113	3	6	12	4	4



Tulsa — A three-year letterwinner and two-year starter . . . has played in 37 career games and has 24 career starts . . . has 73 career receptions for 986 yards and three TDs . . .

2012 — Started all 14 games . . . earned honorable mention all-Conference USA merits . . . totaled 41 catches for 568 yards and two touchdowns . . . had a career-best 145 yards on nine catches at SMU . . . had three receptions for 32 yards in the first game vs. UCF . . . hauled in four passes for a game-high 74 yards at Houston . . . his lone reception at Marshall went for a 4-yard TD . . . had four catches for 53 yards at UAB . . . had four receptions for a team-high 84 yards vs. Fresno State . . . tallied four receptions for a team-high 51 yards vs. Nicholls State . . .

2011 — Played in 12 games and started 11 of those contests . . . missed the North

Texas game with an injury . . . had 391 yards on 31 catches to rank fourth on the team in receiving . . . had four receptions for 43 yards against #7 Houston . . . caught his first career touchdown on a 27-yarder at UTEP . . . totaled a team-best 74 yards on six catches against UCF . . . his best career game came with three receptions for 87 yards against UAB . . . had a career-long 68-yard reception against UAB . . . had 70 yards on three receptions at Tulane in his first career start . . .

2010 — Played in 11 games . . . caught one pass for 27 yards on the season, coming against Rice . . .

2009 — Was one of several freshmen to sit out the 2009 season due to red-shirt status . . .

Overall — An extremely hard worker . . . possesses a great work effort and leadership abilities . . . a complete player . . . has great knowledge and understanding of the game . . . a physical receiver . . . catches the ball well and is solid in the run game . . . possesses good size and strength.

High School — Was a three-year letterwinner and starter at St. Thomas More High School . . . earned a rating of No. 59 in the state of Louisiana by *Rivals.com* . . . totaled career statistics of 86 receptions for 1,400 yards and 18 touchdowns in his three seasons . . . had 40 receptions for 750 yards and six touchdowns as a senior . . . had 38 catches for 648 yards and 10 TDs during his junior season . . . was a two-time all-district selection . . . earned all-state and first-team all-Acadiana area accolades his senior season . . . had personal-best times of 10.9 in the 100-meters and 22.6 in the 200-meters . . . was a state finalist in the triple jump as a junior with a jump of 44.10 . . . high school coach was Jim Hightower.

Personal — Favorite movie is *Friday* . . . his sports movie is *Remember the Titans* . . . his favorite NFL team is the New Orleans Saints . . . favorite NFL player is receiver Marques Colston . . . his favorite pro athlete is Kevin Durant . . . his favorite TV show is "Martin" . . . his favorite class at TU is Plagues and Pestilence . . . his most embarrassing moment was shooting at the wrong basket in a high school basketball game . . . the word he uses to best describe himself is "determined" . . . favorite food is seafood . . . parents are Calvin and Jacqueline James . . . his father played football at Louisiana-Lafayette . . . majoring in exercise and sports science . . . born January 30, 1991 in Houston, Texas.


James' Career Statistics

	Receiving	G	Rec	Yds	Avg	TD	Long
2009	Red-shirt						
2010 (Fr)	11	1	27	27.0	0	27	
2011 (So)	12	31	391	12.6	1	68	
2012 (Jr)	14	41	568	13.9	2	42	
Totals	37	73	986	13.5	3	68	

27

DeWitt JENNINGS III

Linebacker
5-10 • 215 • Sr-3L
Bixby, Okla.



Tulsa — A three-year letterwinner . . . has played in 39 career games and has nine starts . . . has totaled 84 career tackles and 8.5 stops for -33 yards . . . **2012** — Played in all 14 games . . . started five games at the 'CANE position . . . was credited with 28 tackles and 6.5 stops for -29 yards . . . totaled six tackles and one pass break-up in a starting role at Houston . . . had two stops, including one TFL for -3 yards in a reserve role at Marshall . . . had three solo tackles, one pass breakup and blocked a PAT in Tulsa's one-point, 27-26, win over Fresno State . . . tallied three tackles, including two sacks for -15 yards against Nicholls State . . . had nine stops and two TFLs for -7 yards in the season opener against Iowa State . . . **2011** — Played in all 13 games . . . was credited with 25 tackles . . . tallied three stops against Rice and had four tackles vs. UAB . . . had a season-best five tackles vs. North Texas . . . totaled three stops in the season opener at #1 Oklahoma and at #4 Boise State . . . **2010** — Was one of several true freshmen to earn a letter . . . played in 12 games and had four starts . . . missed the Southern Miss contest . . . started the Tulane, Notre Dame, Rice and Hawai'i games . . . totaled 31 tackles, including 19 solos, and two pass break-ups . . . tallied three tackles in his first career game against East Carolina . . . had a game-high 10 tackles and added one stop for -3 yards and one pass break-up against Rice . . . received his first career start at safety against Tulane, and was credited with three tackles . . . started at Notre Dame and totaled six tackles and one pass break-up . . . also collected three solo tackles at SMU . . . **Overall** — A very mobile, athletic and intelligent player . . . versatile enough to play either the 'CANE or WILL positions . . . possesses all the intangibles . . . also an impact player on special teams.

High School — Was a four-year letterwinner and three-year starter at Bixby High School . . . earned first-team *Tulsa World* all-state and all-metro honors as a defensive back . . . was credited with 86 tackles and three interceptions as a senior . . . helped lead the Spartans to the Class 5A state title game as a sophomore and senior . . . had 41 tackles in four state playoff games his senior campaign . . . ranked 24th in the state of Oklahoma by *Rivals.com* . . . rushed for 1,388 yards and 17 touchdowns his senior season, and gained 853 yards and 12 TDs in his junior campaign . . . rushed for a career-best 297 yards against Skiatook High School as a senior . . . completed 5-of-5 passes for 95 yards and one TD as a senior . . . named to the Oklahoma Coaches Association East All-State Team . . . had 104 tackles as a sophomore . . . high school coach was Pat McGrew.

Personal — Favorite NFL team is the Philadelphia Eagles . . . his favorite TV show is "Walking Dead" . . . lists *Facing the Giants* as his favorite sports movie . . . if he could play a role in any movie it would be Vin Diesel's role in *Fast and Furious* . . . enjoys writing poetry . . . his uncle, Tracy Moore, played basketball at Tulsa in the 1980's . . . a member of the Fellowship of Christian Athletes . . . parents are DeWitt Jennings and Angela Jackson . . . majoring in exercise and sports science . . . born October 27, 1991.

Jennings' Career Statistics

Defense	G	UT	AT	Tot	Loss	Sack	FR	FF	PBU	INT
2010 (Fr)	12	19	12	31	1/-3	0/0	0	0	2	0
2011 (So)	13	14	11	25	1/-1	0/0	0	0	0	0
2012 (Jr)	14	21	7	28	6.5/-29	2/-15	0	0	2	0
Totals	39	54	30	84	8.5/-33	2/-15	0	0	4	0

98

Jack JEWELL
Defensive Tackle
6-5 • 292 • Sr-2L
Norman, Okla.



Tulsa — A two-year letterwinner . . . has played in 13 career games . . . **2012** — Played in four games — Tulane, Nicholls State, UTEP and Houston . . . his lone tackle went for an 8-yard loss against Houston . . . **2011** — Played in nine games . . . missed the UAB, SMU, UCF and BYU games . . . had 10 tackles and one fumble recovery . . . registered a career-high three tackles against Marshall . . . saw his first collegiate action in his hometown of Norman against #1 Oklahoma and tallied two tackles against the Sooners . . . recovered a fumble at Tulane . . . missed the 2011 spring season after coming off knee surgery . . . **2010** — Was a squad member, but did not see action . . . **2009** — Was one of several true freshmen to red-shirt during the season . . . **Overall** — Had a good spring . . . came out of spring drills as a starter at defensive tackle . . . possesses good size and strength . . . good against the run.

High School — Was a three-year letterwinner and starter at defensive tackle . . . played his junior and senior seasons at Norman High School and his freshman and sophomore years at Bellevue West High School in Nebraska . . . earned honorable mention all-state accolades by *The Oklahoman* and *Tulsa World* as a senior . . . was a Big All-City second-team defensive end selection by *The Oklahoman* his senior campaign . . . had 191 career tackles and 27 quarterback sacks . . . totaled 65 tackles and 11 sacks his senior season . . . was named his team's Most Valuable Player . . . high school coach was Greg Nation.

Personal — Favorite movie is *Bill and Ted's Excellent Adventure* . . . his favorite TV show is "Walking Dead" . . . his favorite musical group is Led Zeppelin . . . a TV Reality Show that he could win is *Survivor* . . . favorite sport to watch and participate in besides football is

wrestling . . . parents are John and Erin Jewell . . . majoring in organizational studies . . . born April 6, 1990 at Tinker Air Force Base.

Jewell's Career Statistics

Defense	G	UT	AT	Tot	Loss	Sack	FR	FF	PBU	INT
2009										
2010 (Fr)	DNP									
2011 (So)	9	8	2	10	0/0	0/0	1	0	0	0
2012 (Jr)	4	1	0	1	1/-8	1/-8	0	0	0	0
Totals	13	9	2	11	1/-8	1/-8	1	0	0	0

52

Billy LaFORTUNE
Offensive Center
6-0 • 271 • So-SQ
Tulsa, Okla.



Tulsa — Has played in three games . . . saw action against Tulane, Nicholls State and Houston . . . saw his first collegiate action against Tulane in the second game of the year . . . played 18 snaps at center against Tulane, and 23 snaps against Nicholls State . . . a walk-on athlete . . . sat out the 2011 season due to red-shirt status.

High School — Played his final three seasons at Holland Hall High School . . . spent his first year at Cascia Hall High School . . . high school coach was Tag Gross.

Personal — Favorite movie is *Gladiator* . . . his favorite sports movie is *Friday Night Lights* . . . favorite professional sports team is the NHL's Chicago Blackhawks . . . lists the Dallas Cowboys as his favorite NFL team . . . favorite NFL player is Nick Mangold . . . the *Lone Survivor* is his favorite book . . . his favorite sport to watch besides football is hockey . . . his non-sports related role model is late President Ronald Reagan . . . has two older siblings . . . parents are Bill and Kathy Lafortune . . . majoring in energy management . . . born October 1, 1992.

24

Zack LANGER
Running Back
5-11 • 211 • So-1L
Jenks, Okla.



Tulsa — A returning letterwinner . . . **2012** — Played in all 14 games . . . gained 181 rushing yards and two touchdowns on 35 carries for a 5.2 average per carry . . . had 68 yards on seven carries at Houston . . . rushed for 26 yards and caught one pass for 55 yards against UTEP . . . had a team-high 15 carries for 67 yards and two TDs vs. Nicholls State . . . had his first career carries against Tulane with four rushes for 16 yards . . . **2011** — Was one of several true freshmen to sit out the season due to red-shirt status . . . **Overall** —

INTRO

PLAYERS

STAFF

REVIEW

C-USA

OPPONENTS

HISTORY

RECORDS

Missed spring drills with an injury . . . has good vision and possesses good hands . . . a disciplined runner . . . possesses great toughness . . . made the C-USA Commissioners Academic Honor Roll in his first year.

High School — Was a three-year letterwinner and Jenks High School . . . earned honorable mention all-state merits by the *Tulsa World* his senior season . . . was also an all-metro selection by the *Tulsa World* . . . led Class 6A in rushing with 2,446 yards and scoring with 39 touchdowns as a junior . . . as a junior, rushed for a school record 320 yards against Edmond Memorial and tallied 294 yards and seven TDs against Bartlesville in his junior season . . . was a first-team *Tulsa World* all-state selection as a junior . . . high school coach was Allan Trimble.

Personal — Favorite movie is *Fast & Furious* . . . lists his favorite sports movie as *Remember the Titans* . . . his favorite TV show is "Supernatural" . . . Adrian Peterson is his favorite NFL player and the Minnesota Vikings is his favorite NFL team . . . favorite sport to watch and play besides football is basketball . . . the Reality TV Show that he could win is the American Ninja . . . his favorite professional athlete is Kevin Durant . . . the most famous person he has ever met is NFL Hall of Famer Lynn Swann . . . a member of the Fellowship of Christian Athletes . . . parents are Nick and Lidia Langer . . . majoring in business marketing . . . born October 3, 1992 in Monticello, Minnesota.

Langer's Career Statistics

Rushing	G	Att	Gain	Loss	Net	TD	Avg	Long
2011 Red-shirt								
2012 (Fr)	14	35	188	7	181	2	5.2	28

Receiving	G	Rec	Yds	Avg	TD	Long
2011 Red-shirt						
2012 (Fr)	13	2	68	34.0	0	55

28

Matt LINSKOTT
Defensive Back
6-2 • 210 • Fr-RS
Tulsa, Okla.



Tulsa — Was one of several true freshmen to sit out last season due to red-shirt status . . . came to Tulsa as a preferred walk-on athlete . . . adds depth to the safety position.

High School — Was a three-year letterwinner and two-year starter at Jenks High School . . . played strong safety . . . helped lead his teams to a three-year record of 36-5 and made two state championship game appearances . . . was credited with 81 tackles, 10 pass break-ups and four interceptions as a senior . . . earned second-team all-metro and honorable mention all-state accolades by the *Tulsa World* . . . earned all-District 6A-3 honors his senior season . . . was an OCA all-state honorable mention selection . . . totaled 79 tackles, 17 pass break-ups, four

interceptions and two fumble recoveries as a junior . . . high school coach was Allan Trimble.

Personal — Favorite movie is *Remember the Titans* . . . his favorite NFL player is Wes Welker, while his favorite NFL team is the Green Bay Packers . . . favorite book is *Harry Potter* . . . the most famous person that he has met is President George W. Bush . . . an old school song he has on his iPod is *Hurt* by Johnny Cash . . . a member of the Fellowship of Christian Athletes . . . his two brothers attend TU . . . parents are Mike and Lynda Linscott . . . majoring in business management . . . born February 16, 1994 in Plano, Texas.

2

Keegan Lucas
Wide Receiver
5-10 • 190 • Fr-HS
Abilene, Texas



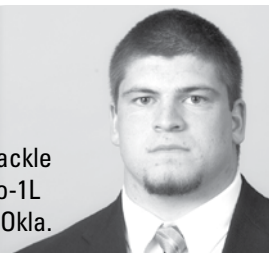
Tulsa — Enrolled at Tulsa in January 2013 after graduating early from Abilene High School . . . participated in spring drills . . . had a good spring . . . possesses good strength . . . has a great work ethic . . . a good blocker . . . has the ability to make yards after the catch . . . expected to push for playing time in the fall.

High School — Was a three-year letterwinner and two-year starter at Abilene High School . . . helped lead his team to a 12-1 record as a senior and 10-4 mark his junior season . . . caught 124 passes for 1,825 yards, a 14.7 average and 14 touchdowns in 21 career games . . . had 56 receptions for 886 yards and seen TDs in seven games as a senior before suffering an injury . . . earned first-team all-district and honorable mention all-state accolades both as a junior and senior . . . caught 68 passes for 968 yards and seen touchdowns as a junior . . . earned three letters in track, tying the school record in the 200 with a time of 21.5 . . . high school football coach was Steve Warren.

Personal — Lists receivers Andre Johnson and Calvin Johnson as his favorite NFL players . . . favorite NFL team is the Dallas Cowboys . . . favorite professional athlete is Lebron James . . . among his favorite movies are *The Wood and Players* . . . if he was forced to give up all of his possessions but one, he would keep his pride . . . favorite food is sweet cornbread . . . the one word he uses to best describe himself is "strong-minded" . . . his favorite sports movie is *Friday Night Lights* . . . has a younger brother . . . an arts & sciences major . . . born April 10, 1995.

99

Derrick LUETJEN
Defensive Tackle
6-3 • 280 • So-1L
Hennessey, Okla.



Tulsa — A returning letterwinner . . . **2012** — Played in the first 13 games . . . had 14 tackles, including nine solos and four stops for -14 yards . . . compiled four tackles at Marshall . . . totaled a season-best five tackles and two stops for -3 yards against Nicholls State . . . had his first career tackles against Tulane with three stops, including two sacks for -11 yards . . . **2011** — Was one of several true freshmen to sit out the 2011 season due to red-shirt status . . . **Overall** — Provides leadership on the defensive interior . . . an intelligent player . . . brings the most playing experience to the defensive tackle position . . . has been twice been named a C-USA Academic Medalist.

High School — Was a four-year letterwinner and starter at Hennessey High School . . . started at offensive tackle and defensive tackle all four years . . . helped lead his team to the Class 2A state championship in 2010 . . . earned first-team *Tulsa World* all-state honors as a defensive end as a senior . . . was named to *The Oklahoman* all-state second team his senior season, and also earned first-team Little All-City honors by *The Oklahoman* . . . earned OCA all-state honors as a senior . . . was named the District Defensive MVP . . . was credited with 107 tackles, 12 sacks, 14 stops for lost yardage, 26 QB pressures and three forced fumbles his senior season . . . completed his career with 268 tackles and 29 sacks . . . totaled 64 tackles, nine sacks, 10 TFLs and 16 QB pressures in his junior season . . . earned honorable mention all-state merits as a junior by *The Oklahoman* . . . high school coach was Shannon Watford . . . also lettered four years in power-lifting and two years in track . . . was the Class 2A state champion in the shot put as a junior . . . high school football coach was Shannon Watford.

Personal — Enjoys playing Xbox and watching movies . . . favorite NFL team is the Dallas Cowboys . . . his favorite TV show is "Family Guy" . . . favorite sports movie is *Remember the Titans* . . . lists J.J. Watt as his favorite NFL player . . . his favorite professional sports team is the Oklahoma City Thunder . . . favorite author is James Patterson . . . his older brother, Matt, is a fullback on the TU team . . . parents are Rick and Kathy Luetjen . . . majoring in exercise and sports science . . . born June 17, 1992 in Oklahoma City, Oklahoma.

Luetjen's Career Statistics

Defense	G	UT	AT	Tot	Loss	Sack	FR	FF	PBU	INT
2011 Red-shirt										
2012 (Fr)	13	9	5	14	4/-14	2/-11	0	0	0	0

40

**Matthew
LUETJEN**Fullback
6-0 • 217 • Jr-RS
Hennessey, Okla.

Tulsa — Sat out last season after transferring to Tulsa last year from West Point . . . a walk-on athlete . . . moved from linebacker to fullback late in spring drills . . . has good athleticism and quickness . . . an intelligent player . . . needs experience at the position . . . could be a factor on special teams.

Previous College — Entered West Point as a quarterback, but moved to defensive back during his plebe season . . . played in the final two games of the 2010 season . . . made his collegiate debut against Navy.

High School — Was a four-year letterwinner at Hennessey High School . . . played quarterback and defensive back . . . earned all-state honors by the Oklahoma Coaches Association in 2009 . . . served as team captain his junior and senior year . . . was a two-time honorable mention all-state selection by *The Oklahoman* . . . rushed for 1,442 yards and 24 touchdowns during his senior season for a 9.1 average per carry . . . threw for 1,500 yards and 19 touchdowns as a senior . . . set school record with four touchdown passes in one game . . . also racked up 85 tackles in his senior campaign . . . high school coach was Shannon Watford.

Personal — Enjoys rock climbing, tennis, sand volleyball and racquetball . . . favorite movie is *Boondock Saints* . . . his favorite sports movie is *The Blind Side* . . . Adrian Peterson is his favorite NFL player . . . the Dallas Cowboys is his favorite NFL team . . . his favorite sport to play besides football is sand volleyball . . . the most famous person that he has met is General Raymond T. Odierno, Commander of the U.S. Joint Forces Command . . . favorite book is *Uncle Tom's Cabin* . . . a Reality TV show that he could win is a cooking show . . . his favorite stadium in which he has played is Yankee Stadium in the Army vs. Notre Dame and Army vs. Rutgers games . . . a member of the TU Student Veteran's Association . . . has two brothers . . . his younger brother, Derrick, is a TU defensive lineman . . . parents are Rick and Kathy Luetjen . . . majoring in psychology . . . born February 22, 1991 in Oklahoma City, Oklahoma.

40

**Trent
MARTIN**Linebacker
6-2 • 233 • So-1L
Jenks, Okla.

Tulsa — A returning letterwinner and starter . . . **2012** — Played in nine games and had five starts . . . was named to the C-USA all-Freshman team . . . tallied 37 tackles, including 25 solos . . . played in the first four games, then missed the next four games due to injury . . . played as a reserve in the season opener at Iowa State, but was in the starting lineup the next three games . . . after missing four games, returned to the lineup at Arkansas and had four tackles . . . did not play at Houston . . . had three tackles and blocked a PAT against UCF in the C-USA Championship game . . . returned to the starting lineup against UCF in his sixth game played and finished with two stops, including one TFL for -4 yards . . . totaled a career-high nine tackles vs. Nicholls State, including one sack for -8 yards and blocked a PAT . . . had six tackles against Tulane . . . **2011** — Was one of several true freshmen to sit out the season due to red-shirt status . . . **Overall** — Has good natural instincts to play linebacker . . . solid against the run . . . comes out of spring as the starting MIKE linebacker.

High School — Was a three-year starter at Jenks High School . . . earned second-team *Tulsa World* all-metro accolades as a senior . . . was an honorable mention all-state selection by the *Tulsa World* his senior season . . . named to *The Oklahoman* all-state first team as a senior . . . had a team-leading 75 tackles his senior campaign . . . was ranked as the 25th best prospect in Oklahoma by *Rivals.com* . . . earned all-district honors and was named to the *OKBlitz* Super 30 team his senior season . . . suffered a broken leg in Game 4 as a junior and missed six games before returning for the state playoffs . . . had 32 tackles that season . . . totaled a season-high 10 tackles against Edmond Memorial in the 2009 Class 6A state quarterfinals . . . high school coach was Allan Trimble.

Personal — Favorite movie is *Forrest Gump* . . . his favorite sports movie is *The Program* . . . his favorite professional athlete is Kevin Durant . . . favorite professional sports team is the Oklahoma City Thunder . . . enjoys playing Xbox . . . favorite TV show is "Breaking Bad" . . . his favorite NFL team is the Dallas Cowboys, while his favorite NFL player is Brandon Spikes . . . before a game, he watches Junior Seau and Ray Lewis highlights . . . parents are Mike and Vicki Martin . . . majoring in organizational studies . . . born April 15, 1992.

Martin's Career Statistics

Defense	G	UT	AT	Tot	Loss	Sack	FR	FF	PBU	INT	
2011		Red-shirt									
2012 (Fr)	9	25	12	37	2/-12	1/-8	0	0	1	0	

37

**Austin
McDANIEL**Defensive Back
6-0 • 191 • Jr-2L
Waco, Texas

Tulsa — A two-year letterwinner . . . has played in 18 career games on special teams . . . **2012** — Played in 13 games . . . was credited with five tackles . . . had a season-high two tackles against Iowa State in the AutoZone Liberty Bowl . . . **2011** — Played in five games on special teams, but did not record a tackle . . . saw action against North Texas, UAB, Rice, UCF and BYU . . . **2010** — Was one of several freshmen to sit out the season due to red-shirt status . . . **Overall** — Expected to continue in a role on special teams . . . adds depth at cornerback . . . a hard worker and is very coachable . . . named to the C-USA Commissioner's Academic Honor Roll twice and was a C-USA Academic Medalist as a freshman.

High School — Was a two-year letterwinner and starter at Midway High School . . . recorded 110 tackles, 53 pass breakups and 13 interceptions during his career . . . was credited with 65 tackles, 20 pass break-ups and seven interceptions as a senior . . . named first-team all-district and second-team Super Centex his senior season . . . earned a spot on the all-district second team his junior season . . . totaled 55 tackles, 33 pass break-ups and six interceptions as a junior . . . also lettered and was a first-team all-district selection one year in soccer . . . high school coach was Kent Bachtel.

Personal — Favorite movie is *No Country for Old Men* . . . his favorite NFL player is Michael Vick . . . favorite sports movie is *Remember the Titans* . . . his favorite sport to watch besides football is soccer . . . lists *Lord of the Rings* as his favorite book . . . parents are Charles and Diane McDaniel . . . majoring in History/Economics . . . born March 21, 1992 in Olathe, Kansas.

McDaniel's Career Statistics

Defense	G	UT	AT	Tot	Loss	Sack	FR	FF	PBU	INT	
2010		Red-shirt									
2011 (Fr)	5	0	0	0	0/0	0/0	0	0	0	0	
2012 (So)	13	1	4	5	0/0	0/0	0	0	0	0	
Totals	18	1	4	5	0/0	0/0	0	0	0	0	

90

**Garrett
McGRADY**Tight End
6-6 • 230 • Fr-GS
Yukon, Okla.

Tulsa — Enrolled at Tulsa in January 2013 . . . he signed after the 2012 national letter-of-intent signing day, but sat out 2012 with a gray-shirt season . . .

participated in spring drills . . . began the spring at defensive end, but was moved to tight end late in spring drills . . . possesses great height and solid hands . . . showed explosiveness off the line of scrimmage . . . needs to add size and strength.

High School — Played prep football at Bethany High School . . . played in only five games as a senior due to injury . . . had 11 receptions for 127 yards and three touchdowns . . . also had 13 tackles and three sacks from his defensive end position . . . also lettered in basketball . . . high school football coach was Reagan Roof.

Personal — Favorite movie is the original *True Grit* starring John Wayne . . . his favorite sports movie is *The Blind Side* . . . enjoys fishing, hunting and hiking . . . his favorite sport to watch beside football and pro fishing . . . his favorite TV show is "Duck Dynasty" . . . favorite NFL team is the Baltimore Ravens . . . his favorite song is *New Again* by Brad Paisley . . . Luke Bryan is his favorite singer . . . favorite professional athlete is Blake Griffin . . . a member of the Fellowship of Christian Athletes . . . parents are Paul and Dana McGrady . . . an arts and sciences major.

65



Gabe MOYER
Offensive Guard/Center
6-2 • 302 • Sr-2L
Oklahoma City, Okla.

Tulsa — A two-year letterwinner . . . has played in 30 career games after red-shirting in 2009 . . . has four career starts . . . came to Tulsa at mid-semester in January 2008 as a gray-shirt . . . graduated last May, and received Conference USA's Post-Graduate Scholarship for the 2012-13 academic year . . . **2012** — Played in all 14 games and started four games . . . saw playing time at both right and left guard . . . started his first career game against Tulane . . . started vs. Tulane and Fresno State at right guard and against Nicholls State at left guard . . . also started at Arkansas as an extra offensive lineman and graded 93 percent . . . graded out at 90-percent in the first meeting against UCF . . . played 60 snaps at UAB and graded 88-percent . . . played 28 snaps at Iowa State in the season opener and 53 snaps against Tulane . . . graded 90-percent against Tulane . . . graded 93-percent while playing 69 snaps against Nicholls State . . . **2011** — Saw limited playing time in three games, mostly on special teams . . . **2010** — Played in all 13 games . . . saw most of his playing time on special teams . . . **2009** — Was one of several freshmen to sit out the season due to red-shirt status . . . **Overall** — Expected to be in the starting lineup . . . will get a look at playing offensive center . . . a very intelligent player and hard worker . . . possesses good feet and athletic ability . . . has been a productive player who provides leadership.

High School — Was a three-year letterwinner and starter at Bishop McGuinness High School . . . helped lead his team to identical 14-0 records and the Oklahoma Class 4A state title as a junior and senior . . . earned second-team all-state honors by the *Tulsa World* his senior season . . . was selected to the West team for the Oklahoma Coaches Association all-state game . . . was rated as the No. 19 prospect in the state of Oklahoma by *Rivals.com* . . . was ranked as the No. 14 prospect in Oklahoma by *Scout.com* . . . earned *Daily Oklahoman* first-team all-state and Little all-city honors both his junior and senior seasons . . . also earned first-team all-district honors as a junior and senior . . . also lettered three years in track . . . high school coach was Kenny Young.

Personal — Favorite NFL team is the Green Bay Packers . . . his favorite book is *Lord of the Rings* . . . plays the bass guitar . . . favorite movie is *The Great Escape*, and his favorite sports movie is *Rudy* . . . the one word to best describe himself is "determination" . . . his favorite sport to play and watch besides football is golf . . . his favorite musical group is The Who . . . his wife's name is Alaina . . . parents are Dwight and Lisa Moyer . . . his father and uncle, Dwane, each played football at Rice University . . . received his degree last May management . . . currently working towards his master's degree in business administration . . . born December 20, 1989.

1



Michael MUDOH
Defensive Back
5-10 • 195 • So-1L
Richmond, Texas

Tulsa — A returning letterwinner . . . **2012** — Has played in all 14 games . . . had 25 stops and two pass break-ups . . . had one tackle, forced one fumble and had one fumble recovery against UCF in the C-USA Championship game . . . saw his most extensive playing time at safety vs. UTEP, and responded with eight tackles, including seven solos, and two pass break-ups . . . totaled three tackles at Houston . . . had his first career tackle against Tulane with two stops . . . **2011** — Was one of several true freshmen to sit out the 2011 season due to red-shirt status . . . **Overall** — Played cornerback in the fall of 2011, but moved to safety in the spring of 2012 . . . came out of spring drills as the starter at the Bandit position . . . a physical and aggressive player . . . an intelligent and coachable player . . . a dependable tackler . . . was named to the C-USA Commissioner's Academic Honor Roll both years.

High School — A three-year letterwinner and starter at George Bush High School . . . started at cornerback and strong safety . . . credited with 96 tackles, seven TFLs, two forced fumbles and two fumble recoveries in his senior season . . . a two-year all-district selection . . . earned District Defensive

Back of the Year as a senior . . . tallied 49 tackles and seven pass break-ups in his junior campaign . . . was named the District Sophomore of the Year and the Conference Newcomer of the Year his sophomore season . . . totaled 30 tackles and three pass break-ups as a sophomore . . . also lettered three years in track . . . high school coach was Allen Aldridge.

Personal — Favorite NFL team is the Houston Texans . . . his favorite NFL player is Troy Polamalu . . . lists *Pursuit of Happiness* and *Passion of the Christ* as his favorite movies . . . his favorite professional athlete is Kobe Bryant and his favorite pro sports team is the Los Angeles Lakers . . . favorite TV show is "Lie to Me" . . . *Facing the Giants* is his favorite sports movie . . . favorite book is *Think Big* by Ben Carson . . . enjoys singing and reading . . . lists Hakeem Olajuwon as the most famous person he's ever met . . . has three older siblings . . . not many people know that he hopes to be a Pastor and Christian artist . . . a member of the Fellowship of Christian Athletes . . . a member of the Student-Athletic Advisory Committee . . . his brother, Alphonse, plays soccer overseas in France . . . parents are Gideon and Margaret Mudoh . . . majoring in accounting and management information systems . . . born in Yaounde, Cameroon on September 11, 1992.

Mudoh's Career Statistics

Defense	G	UT	AT	Tot	Loss	Sack	FR	FF	PBU	INT
2011		Red-shirt								
2012 (Fr)	14	15	10	25	0/0	0/0	1	1	2	0

20



Demarco NELSON
Defensive Back
6-0 • 195 • Sr-3L
Glenpool, Okla.

Tulsa — A three-year letterwinner and starter . . . has played in 40 career games and has started 39 contests . . . his 39 starting assignments is the second-most among active college football players . . . has 239 tackles, 14 pass break-ups and eight interceptions in his career . . . has three career double-digit tackle games . . . named to the preseason watch list for the Bronko Nagurski Trophy and the Jim Thorpe Award . . . **2012** — Started all 14 games . . . earned second-team all-C-USA honors . . . collected 80 tackles, four stops for -10 yards, three pass break-ups and two interceptions . . . had seven tackles, including five solos, at SMU . . . tallied six stops and one pass break-up against UCF . . . had eight tackles at Houston . . . totaled seven tackles and forced one fumble and returned that fumble 33 yards at Arkansas . . . credited with six solo tackles vs. Rice . . . totaled seven tackles, forced one fumble and had one pass break-up at Marshall . . . his pass deflection against Marshall that came on 4th-and-7 in the end zone saved a touchdown and was Marshall's last play of the game . . . had six stops including two TFLs for -6 yards against Fresno State . . . was

credited with 13 tackles, 1.5 stops for -3 yards, one interception and one pass break-up in the opener at Iowa State . . . **2011** — Started all 13 games . . . earned honorable mention all-Conference USA accolades . . . had 73 tackles, five pass break-ups and two fumble recoveries . . . had seven tackles against BYU in the Bell Helicopter Armed Forces Bowl . . . tallied eight tackles and one pass break-up against #7 Houston . . . collected nine tackles and one fumble recovery at Rice . . . totaled a team-high and career-best 12 stops against #7 Oklahoma State . . . tallied eight tackles and one fumble recovery in the season opener at #1 Oklahoma . . . was named to the 2011 Thorpe Award Preseason Watch List . . . **2010** — Played in all 13 games and started 12 contests . . . ranked third on the teams with had 86 stops and also added six interceptions and six pass break-ups . . . was named to the *Football Writer's Association of America* (FWAA) Freshman All-America team . . . also earned third-team Freshman All-America accolades by *Phil Steele's Magazine* . . . earned first-team all-Conference USA accolades and was also a C-USA all-freshman team selection . . . ranked 10th nationally for interceptions per game . . . his six interceptions tied teammate Dexter McCoil and was the most since Nick Graham's six in 2005 . . . was named the Walter Camp Foundation National FBS Defensive Player of the Week and the Conference USA Defensive Player of the Week for his performance at Houston when he tallied seven tackles and three interceptions, coming deep in Tulsa territory . . . had a season-high 10 tackles at Oklahoma State and also had the school's fourth-longest INT return with an 81-yard return for a TD against OSU . . . had 5 stops and one PBU at Hawai'i . . . had nine tackles and two pass break-ups against UTEP . . . also tallied nine stops vs. Southern Miss . . . had nine stops and one pass break-up against Tulane . . . tallied tackles and forced one fumble at SMU . . . tallied seven tackles and one pass break-up at Notre Dame . . . totaled four stops and one interception at Memphis before leaving the game in the second quarter with an injury . . . received his first collegiate start at safety against Bowling Green and tallied five tackles, one pass break-up and one interception against Bowling Green . . . **Overall** — Anchors the defensive secondary and provides leadership . . . played safety for the first time in his career as a true freshman . . . a very athletic player . . . possesses great speed and quickness.

High School — Was a three-year letterwinner at Glenpool High School . . . gained 1,324 yards for a 10.7 average per carry and 18 touchdowns his senior season . . . also had 10 kickoff returns for 407 yards and three TDs . . . rushed for 178 yards against Class 5A state runner-up Bixby, 158 yards against Class 4A state champion Star Spencer and 133 yards and two TDs in a victory over Class 3A runner-up Berryhill . . . helped lead his team to a 9-2 record as a senior . . . named to the Oklahoma Coaches Association East All-State Team . . . was ranked 25th in the state of Oklahoma by *Scout.com* . . . ranked 31st in the state of Oklahoma by *Rivals.com* . . . was a *Tulsa World* first-team all-metro selection during his senior season . . . earned *Tulsa World* second-team all-state honors as a kick returner . . . had 1,437 yards and 18 TDs as

a junior despite missing the first five games with an injury . . . rushed for 1,978 yards and 24 touchdowns as a sophomore . . . high school coach was Steve Edwards.

Personal — Favorite NFL team is the New York Giants . . . enjoys fishing . . . his favorite NFL player is former All-Pro defensive back Deion Sanders . . . the three words he uses to best describe himself are "honest, beast, loyal" . . . has two older siblings . . . mother is Phylcia Nelson . . . majoring in arts & sciences . . . born Demarco Melvin Nelson on August 8, 1991.

Nelson's Career Statistics

Defense	G	UT	AT	Tot	Loss	Sack	FR	FF	PBU	INT
2010 (Fr)	13	59	27	86	0/0	0/0	0	1	6	6
2011 (So)	13	46	27	73	0.5/-1	0/0	2	0	5	0
2012 (Jr)	14	52	28	80	4/-10	0/0	1	1	3	2
Totals	40	157	82	239	4.5/-11	0/0	3	2	14	8

33

Mitchell OSBORNE
Linebacker
6-2 • 210 • Jr-2L
Southlake, Texas



Tulsa — A two-year letterwinner . . . has played in 27 career games and has started five contests . . . has 52 career tackles, three forced fumbles, two fumble recoveries and two pass break-ups . . . **2012** — Played in all 14 games and had five starts . . . collected 40 tackles, three TFLs for -21 yards, two sacks for -20 yards, two caused fumbles, two fumble recoveries and two pass break-ups . . . totaled five tackles against Iowa State in the AutoZone Liberty Bowl . . . had five tackles and forced one fumble at Arkansas . . . had three solo tackles against Rice . . . had a career-best seven tackles and added one fumble recovery vs. UTEP . . . saw his first career start at Marshall and totaled six tackles . . . had four tackles, one sack for -16 yards, while forcing and recovering a fumble on that same sack play late in the UAB game to prevent UAB from tying the score . . . **2011** — Received a medical hardship . . . played in the first three games of the season on special teams . . . **2010** — Was one of several true freshmen to earn a letter . . . played in all 13 games . . . saw most of his playing time on special teams . . . totaled 12 tackles, including 20 solos . . . was credited with a season-best four stops at Hawai'i in the Sheraton Hawai'i Bowl . . . also had three tackles against Tulane . . . had his first career tackle at Oklahoma State . . . was named to the C-USA Commissioner's Academic Honor Roll . . . **Overall** — Came out of the spring as the starting 'CANE linebacker . . . an intelligent player . . . very good in pass coverage.

High School — Was a three-year letterwinner and two-year starter at Southlake Carroll High School . . . helped lead his team to the Bi-District Championship both as a junior and senior, and the

Area Championship his sophomore campaign . . . had 206 career tackles, including 135 solos and 71 assists . . . was also credited with seven sacks, five forced fumbles and three interceptions in his career . . . was a first-team *Dallas Morning News* all-area selection his senior season . . . was ranked as the 119th top senior in Texas by *Scout.com* . . . played in the *Max Emfinger* All-American Bowl as a senior and returned an interception for a touchdown, while earning co-Defensive MVP honors . . . earned 6-5A All-District Team honors as a junior and senior . . . was credited with 102 total tackles, four sacks, three forced fumbles and three interceptions as a senior . . . totaled 104 stops and three sacks in his junior campaign . . . high school coach was Hal Wasson.

Personal — Favorite movie is *Godfather* . . . his favorite NFL team is the Dallas Cowboys, while his favorite NFL player is Green Bay Packers linebacker Clay Matthews . . . lists *Friday Night Lights* as his favorite sports movie . . . favorite TV show is "Sons of Anarchy" . . . his favorite book is *American Assassin* . . . chicken fried steak is his favorite food cooked by his mother . . . if he could invite any two people to dinner they would be the late Navy SEAL Chris Kyle and Clint Eastwood . . . his cousins, Scott Estes and Bobby Klinck, played football at TU, while his great uncle Gene Estes was a basketball star at TU . . . parents are Dannie and Renae Osborne . . . his dad played football at New Mexico State and his mom played basketball at Cameron University . . . his sister, Megan, played volleyball at Louisiana-Monroe . . . majoring in mechanical engineering . . . born October 2, 1991 in Fort Worth, Texas.

Osborne's Career Statistics

Defense	G	UT	AT	Tot	Loss	Sack	FR	FF	PBU	INT
2010 (Fr)	13	10	2	12	0	0	0	1	0	0
2011	Red-shirt									
2012 (So)	14	23	17	40	3/-21	2/-20	2	2	2	0
Totals	27	33	19	52	3/-21	2/-20	2	3	2	0

39

Marcus PATE, IV
Defensive Back
5-11 • 180 • Sr-1L
Austin, Texas



Tulsa — A returning letterwinner . . . a walk-on athlete . . . **2012** — Played in all 14 games on special teams . . . collected seven tackles . . . had a season-high two stops against UTEP . . . **2011** — Did not see action . . . **2010** — Did not see action . . . **Overall** — Has been productive on special teams . . . adds depth at the free safety position.

High School — Was a two-year letterwinner at Lake Travis High School . . . played cornerback in high school and was part of two state championship teams . . . helped lead Lake Travis to a 31-1 record in his final two years . . . high school coach was former TU offensive coordinator Chad Morris.

Personal — Favorite movie is *The Avengers* . . . his favorite sports movie is *Friday Night Lights* . . . lists the Dallas Cowboys as his favorite NFL team . . . former Cowboys All-Pro running back Emmitt Smith is his favorite NFL player . . . favorite TV show is "Sons of Anarchy" . . . his favorite pro athlete is Josh Hamilton . . . his favorite class at Tulsa is Investment Portfolio . . . parents are Marc and Debbie Pate . . . majoring in finance and accounting . . . born April 3, 1991 in Beaumont, Texas.

Pate's Career Statistics

Defense	G	UT	AT	Tot	Loss	Sack	FR	FF	PBU	INT
2010 (Fr)	DNP									
2011 (So)	DNP									
2012 (Jr)	14	2	5	7	0/0	0/0	0	0	0	0

6



Derek PATTERSON
Wide Receiver
6-0 • 189 • So-1L
Kingfisher, Okla.

Tulsa — A returning letterwinner . . . **2012** — Played in all 14 games, mostly on special teams . . . caught three passes for 29 yards . . . had a career-long 16-yard reception at SMU . . . his first career reception went for six yards against Tulane . . . saw his first collegiate playing time on special teams at Iowa State . . . **2011** — Was one of several true freshmen to sit out the season due to red-shirt status . . . made the C-USA Commissioner's Academic Honor Roll . . . **Overall** — Was a high school quarterback who moved to receiver in the fall of 2011 . . . did a good job transitioning to receiver . . . will compete for a starting spot . . . has great quickness . . . very athletic . . . can separate from defenders . . . a key contributor on special teams.

High School — Was a three-year letterwinner and starter at quarterback at Kingfisher High School . . . was an honorable mention all-state quarterback by *Tulsa World* and *The Oklahoman* his senior season . . . threw for 1,870 yards and 20 touchdowns, and rushed for 1,230 yards and 16 TDs his senior season . . . was named the District 3A-3 MVP as a senior . . . earned OCA all-state mention and was selected to play in the Oil Bowl . . . high school coach was Jeff Myers.

Personal — Favorite sports movie is *Remember the Titans* . . . his favorite NFL team is the New Orleans Saints . . . his favorite NFL player is Saints linebacker Curtis Lofton . . . Kevin Durant is his favorite professional athlete, while the Oklahoma City is his favorite pro sports team . . . favorite book is *The Bible* . . . the one word he uses to best describe himself is "relaxed" . . . the best summer job he's had was as a lifeguard . . . favorite video game as a child was Super Mario Brothers . . . his uncle, Keith Patterson, was the defensive coordinator at Tulsa and is now the defensive coordinator at West Virginia University . . . a member of the Fellowship of Christian Athletes . . . parents are Craig and Koree

Patterson . . . majoring in exercise and sports science with a teacher certification . . . born May 3, 1992 in Shawnee, Oklahoma.

Patterson's Career Statistics

Receiving	G	Rec	Yds	Avg	TD	Long
2011	Red-shirt					
2012 (Fr)	14	3	29	9.7	0	16

88




Cory RAHMINGS, JR.
Defensive End
6-3 • 245 • Fr-RS
Broken Bow, Okla.

Tulsa — Was one of several freshman to sit out the 2012 season due to red-shirt status . . . has been hampered by injuries . . . has good athleticism.

High School — Was a three-year letterwinner and starter at Broken Bow High School . . . totaled 90 tackles, 18 TFLs, 13 sacks and four fumble recoveries as a senior . . . three of his fumble recoveries were returned for touchdowns . . . earned second-team all-state accolades by the *Tulsa World* . . . was named to the OCA East all-state team . . . was an honorable mention all-state selection by *The Oklahoman* as a senior . . . 20th-ranked Oklahoma prospect by *Rivals.com* . . . received a *Rivals.com* three-star rating . . . was his senior class president . . . high school coach was Greg Werner.

Personal — Favorite movie is *Revenge of the Nerds* . . . his favorite sports movie is *Remember the Titans* . . . favorite TV show is "River Monsters" . . . his favorite NFL team is the Baltimore Ravens . . . lists Julius Peppers as his favorite NFL player . . . enjoys writing poetry and music . . . favorite book is the *Harry Potter* series . . . Jamaica is his favorite vacation spot . . . not many people know that he is Jamaican . . . one word he uses to best describe himself is "ambitious" . . . nickname is Noodles . . . has three younger siblings . . . parents are Thu-wong Haney and Tonya Johnson . . . majoring in exercise and sports science . . . born October 16, 1993. (*pronounced Rah - mings*)

33




Rob RIEDERER
Linebacker
6-0 • 217 • Fr-GS
Holton, Kan. • Holton

Tulsa — Signed with Tulsa in the class of 2012 . . . gray-shirted during the fall of 2012, and came to the team in January 2013 . . . has been hampered by injuries . . . missed most of spring drills with a shoulder injury.

High School — Was a three-year letterwinner at Holton High School . . . started three years on offense at running back and his final two seasons on defense at linebacker . . . was on teams that posted a three-year record of 30-4 . . . collected 121 tackles in his senior season, while rushing for 649 yards and seven TDs . . . had 17 tackles in a 37-30 season-opening win over Topeka as a senior . . . earned Class 4A all-state honors by the *Topeka Capital Journal* and *Wichita Eagle* . . . 8th-ranked Kansas prospect by *Rivals.com* . . . received a *Rivals.com* three-star rating . . . also earned all-league accolades . . . totaled 75 tackles as a junior from his linebacker position, while rushing for 360 yards and eight TDs on offense . . . had 107 carries for 623 yards and 12 touchdowns as a sophomore . . . chosen to play in the International Bowl as a member of the US Under-19 National Team . . . also lettered three years in track and two years in wrestling . . . high school football coach was Brooks Barta.

Personal — Favorite movie is *Remember the Titans* . . . favorite professional athlete is retired Chicago Bears linebacker Brian Urlacher . . . favorite sport to watch besides football is track & field . . . favorite book is *The Great Gatsby* . . . a member of the Fellowship of Christian Athletes . . . parents are Russ and Mary Ann Riederer . . . his father is a retired College and NFL coach, coaching at Kansas State, Purdue, Green Bay Packers and Chicago Bears . . . majoring in business management . . . born Sept. 25, 1993 in Lake Forest, Illinois. (*pronounced Reader*)

26



Thomas ROBERSON
Wide Receiver
6-3 • 195 • Jr-2L
Tulsa, Okla.

Tulsa — A two-year letterwinner and starter . . . has played in 29 career games and has 20 starts . . . has 59 career receptions for 856 yards and six touchdowns . . . **2012** — Played in all 14 games and started 10 contests . . . had 489 yards on 29 receptions for an 16.9-yard average and four TDs . . . caught touchdown passes against Iowa State, Tulane, Fresno State and UCF in the C-USA Championship Game . . . had two catches for a team-high 35 yards in the AutoZone Liberty Bowl . . . had a game-high four receptions for 68 yards and one TD vs. UCF in the C-USA Championship Game . . . totaled four receptions for 41 yards in the first meeting against UCF . . . all four of those catches vs. UCF went for first downs, including two on third downs . . . pulled in a critical 2-point conversion at Marshall to give Tulsa a seven-point lead on its last TD . . . had a team-high 62 yards on three receptions vs. UTEP . . . had a career-long 74-yard pass reception for a TD against Tulane . . . returned to the lineup in the season opener against Iowa State after sitting out the 2011 season with a foot injury, and proceeded to catch four passes for 35 yards and one touchdown in that game . . .

2011 — Played in two contests before suffering an injury . . . received a medical hardship . . . started the season opener at Oklahoma . . . **2010** — Played in 13 games with nine starts . . . totaled 30 receptions for 367 yards and two touchdowns . . . ranked fourth on the team for receiving yards . . . was named to the Conference USA all-freshman team . . . caught two passes for a season-high 63 yards and a career-long 47-yard TD against Hawai'i in the Sheraton Hawai'i Bowl . . . also had two receptions for 55 yards against UTEP, including a 44-yard reception . . . had 58 yards on two receptions vs. Rice, and scored his first career TD on a 19-yard reception in that game . . . had three receptions for 36 yards in a starting role in his first collegiate game against East Carolina . . . total three receptions in four more games on the year . . . was named to the C-USA Academic Honor Roll . . . **Overall** — Has the ability to become a dominant player . . . can play multiple positions in the receiving corps . . . a very explosive player . . . possesses good speed, quickness and ball skills . . . an exceptional route runner.

High School — Was a three-year letterwinner at Union High School . . . helped lead his prep team to state titles as a junior and senior . . . returned the opening kickoff for a touchdown in the state championship game against Jenks High School his senior season . . . earned first-team *Tulsa World* all-state and all-metro honors as a kick returner as a senior . . . returned 12 punts for 234 yards, a 19.5 average and two TDs his senior campaign . . . was ranked 18th in the state of Oklahoma by *Scout.com* . . . caught 62 passes for 827 yards and 10 touchdowns his senior season . . . had 22 receptions for 489 yards and four TDs as a junior, and also scored on two runs . . . high school coach was Kirk Fridrich.

Personal — Favorite NFL team is the San Francisco 49ers . . . his favorite NFL player is receiver Wes Welker . . . favorite movie is *Batman* . . . his favorite sports movie is *Sandlot* . . . lists the Oklahoma City Thunder as his favorite professional sports team . . . if he could play a role in any movie it would be Vin Diesel's role as Dominic Toretto in *Fast and Furious* . . . favorite TV show is "How I Met Your Mother" . . . his favorite book is *The Bible* . . . was married in the summer of 2012 . . . his wife's name is Erin . . . a triplet, brothers are Andrew and James . . . also has one older brother . . . parents are David and Linn Roberson . . . majoring in business . . . born March 15, 1991.

Roberson's Career Statistics

Receiving	G	Rec	Yds	Avg	TD	Long
2010 (Fr)	13	30	367	12.2	2	47
2011	2 (Red-shirt)					
2012 (So)	14	29	489	16.9	4	74
Totals	29	59	856	14.5	6	74

29

Kenneth SALAZAR

Placekicker

5-7 • 161 • Jr-TR

Broken Arrow, Okla.



Tulsa — Came to Tulsa from the University of Oklahoma . . . did not play football at OU . . . played football at the Air Force Academy, but did not letter . . . participated in spring drills . . . had a solid spring . . . gets the ball off well . . . was accurate in the spring . . . needs to develop longer range . . . a hard worker.

High School — Was a three-year letterwinner at Broken Arrow High School . . . handled the kicking duties for the Tigers . . . connected on 22-of-26 field goals and 109-of-111 PATs throughout his career . . . converted 13-of-15 field goals as a senior . . . earned *Tulsa World* all-metro honors his senior season . . . also lettered four years in soccer . . . was an OHSSA Coaches first-team all-state selection in 2010 . . . high school coach was Steve Spavital.

Personal — Favorite movie is *Friday Night Lights* . . . his favorite TV show is "King of Queens" . . . his favorite professional sports team is the San Antonio Spurs . . . favorite book is *Requiem for a Dream* . . . if he could play a role in any movie, it would be that of King Leonidas in the movie *300* . . . has two sisters . . . his older sister, Sarah, played soccer at UCLA and Kansas . . . parents are Ken and Brenda Salazar . . . majoring in petroleum engineering . . . born September 30, 1991.

48

Colby SCOTT

Fullback

6-2 • 242 • So-SQ

Enid, Okla.



Tulsa — Has been a squad member . . . a walk-on athlete . . . came to Tulsa in 2011 . . . was one of several freshman to sit out the 2011 season . . . missed the 2012 campaign after suffering a knee injury in spring drills . . . a hard worker . . . showed steady development in the spring . . . a good blocker . . . expected to contribute this season.

High School — Was a three-year letterwinner at Enid High School . . . started two years on offense and one year defensive end his senior season . . . had 47 tackles, three sacks and two fumble recoveries in six games as a senior . . . earned all-district honors as a senior . . . also lettered three years in basketball and one year in track . . . high school football coach was Tommy Parker.

Personal — Favorite movie is *The Departed* . . . enjoys playing the guitar and video games . . . his favorite TV show is "The Walking Dead" . . . favorite sports movie is *The Longest Yard* . . . his favorite NFL player is Adrian Peterson . . . lists Metallica and A7X as his favorite musical groups . . . a member of the Fellowship of Christian Athletes . . . parents are Jon and Sue Scott . . . has three brothers . . . his dad played football at the Air Force Academy . . . majoring in exercise and sports sciences . . . born February 4, 1993.

48

Conner SHERWOOD

Linebacker

6-2 • 231 • Fr-RS

Tulsa, Okla.



Tulsa — Was one of several true freshmen to sit out last year due to red-shirt status . . . possesses good size and athleticism . . . improved on his tackling and taking on blocks in the spring . . . expected to see playing time on special teams.

High School — Was a four-year letterwinner and starter at Cascia Hall High School . . . played linebacker and tight end . . . helped Cascia Hall compile a 51-3 record in his four seasons and state titles in 2008 and 2009 . . . led Cascia Hall to a 14-1 record and state runner-up finish his senior season . . . earned first-team all-state accolades as a senior and was a two-time all-metro selection by the *Tulsa World* . . . was a second-team all-state selection by *The Oklahoman* as a senior . . . was named to the OCA East all-state team his senior campaign . . . totaled 120 tackles, 13 TFLs and forced three fumbles his senior season . . . also caught seven passes for 105 yards and two TDs, and had two rushing touchdowns as a senior . . . was the District 3A-5 Co-Defensive Player of the Year . . . 17th-ranked Oklahoma prospect by *Rivals.com* . . . earned *MaxPrep* All-America second team accolades . . . received a *Rivals.com* three-star rating . . . was named to the all-*VYPE Magazine* team for Eastern Oklahoma . . . tallied 408 career tackles, 39 TFLs, 14 sacks, eight forced fumbles and five interceptions . . . also had career totals of 16 receptions for 196 yards and three TDs, while rushing for 83 yards and seven touchdowns . . . was named to the *Tulsa World* all-state second team his junior season, and was a first-team all-state pick by *The Oklahoman* . . . was credited with 110 tackles and six sacks as a junior . . . also lettered four years in basketball and two years in track . . . high school football coach was Joe Medina.

Personal — Favorite NFL team is the Kansas City Chiefs . . . his favorite TV show is "Friday Night Lights" . . . enjoys reading and playing video games . . . his favorite movie is *The Town* and his favorite sports movie is *Warrior* . . . Kevin Durant is his favorite professional athlete . . . favorite book is

Crime and Punishment . . . nobody can believe that he watches "Teenage Mutant Ninja Turtles" . . . if he could play a role in any movie it would be Captain Jack Sparrow in the *Pirates of the Caribbean* . . . parents are David and Mary Sherwood . . . majoring in business . . . born July 16, 1993 in Wichita, Kansas.

53

Jake SIZELOVE
Linebacker
6-0 • 217 • Jr-2L
Argyle, Texas



Tulsa — A two-year letterwinner . . . has played in 21 career games . . . a former walk-on . . . was put on scholarship during 2012 preseason camp . . . **2012** — Played in all 14 games, mostly on special teams . . . totaled 19 tackles, including 13 solos . . . was named the Special Teams Player of the Year . . . had three tackles in the first meeting vs. UCF . . . was credited with three solo stops at Marshall . . . had a career-best five tackles against Nicholls State in his most extensive playing time at linebacker . . . **2011** — Played in seven games . . . saw his playing time on special teams . . . missed the first four games of the season . . . saw his first collegiate playing time against North Texas in the fourth game of the season . . . also saw playing time against UAB, Rice, UCF, Marshall, Houston and BYU . . . **2010** — Did not see action . . . **Overall** — An intelligent player . . . makes plays on special teams . . . adds depth at linebacker . . . understands the game . . . showed improvement during spring drills . . . has been named a Conference USA Academic Medalist (3.75+ GPA) three times.

High School — Was a two-year letterwinner at Argyle High School . . . helped lead his team to a 12-1 record and the Class 3A Regional Semifinals as a senior . . . was credited with 152 tackles, three interceptions, three fumble recoveries and two forced fumbles as a senior . . . set a school record with 19 tackles in one game . . . earned THSCA first-team all-state merits his senior season . . . was named first-team all-area by the *Denton Record-Chronicle* as a senior . . . selected as the District 9-3A Co-Defensive MVP his senior season . . . was named first-team all district as a junior and senior . . . also earned three letters in baseball . . . high school coach was Todd Rodgers.

Personal — Favorite NFL team is the Dallas Cowboys . . . his favorite NFL player is DeMarcus Ware . . . favorite book is *The Hobbit* . . . his favorite sports movie is *Remember the Titans* . . . lists "The Walking Dead" as his favorite TV show . . . also played ice hockey as a child . . . the most famous person he's met is Ken Griffey Jr. . . . his favorite professional sports team is the Texas Rangers . . . a member of the Fellowship of Christian Athletes . . . parents are Michael and Denise Sizelove . . . his father played football at North Texas . . . majoring in

mechanical engineering . . . born March 10, 1992 in Lewisville, Texas.

Sizelove's Career Statistics

Defense	G	UT	AT	Tot	Loss	Sack	FR	FF	PBU	Int
2010	Red-shirt									
2011 (Fr)	7	0	0	0	0/0	0/0	0	0	0	0
2012 (So)	14	13	6	19	0/0	0/0	0	0	0	0
Totals	21	13	6	19	0/0	0/0	0	0	0	0

30

Luke SNIDER
Linebacker
5-10 • 185 • Jr-2L
Tulsa, Okla.



Tulsa — A two-year letterwinner . . . has played in 24 career games . . . has compiled 14 career tackles . . . **2012** — Played in 13 games . . . collected eight tackles . . . missed the season opener at Iowa State . . . saw his first action against Tulane and had one tackle . . . had a career-best three stops at Houston . . . **2011** — Played in 11 games . . . did not play against Oklahoma and Rice . . . saw most of his playing time on special teams . . . was credited with six tackles . . . had a season-best two stops against North Texas . . . **2010** — Sat out his true freshman season due to red-shirt status . . . **Overall** — Has contributed significantly on special teams . . . moved to linebacker from safety in spring drills . . . provides great speed and quickness . . . was named to the C-USA Commissioner's Academic Honor Roll in each of his first two years.

High School — Was a three-year letterwinner at Tulsa Union High School . . . was a member of two Class 6A state championship teams as a junior and senior and as Class 6A state runner-up in his sophomore season . . . was on teams that posted a three-year record of 39-3 . . . earned first-team *Tulsa World* all-state and all-metro accolades his senior season . . . was named to the Oklahoma Coaches Association East All-State Team . . . shifted from defensive back to linebacker for his senior campaign . . . totaled 97 stops and three sacks in his senior campaign . . . recorded 11 tackles in the 2009 Class 6A state championship game . . . had 90 tackles, while earning honorable mention all-metro accolades as a junior . . . also lettered two years in track . . . set the school record in the long jump with a jump of 23-1 . . . high school coach was Kirk Fridrich.

Personal — Favorite movie is *Tommy Boy* . . . the Oklahoma City Thunder is his favorite professional sports team . . . favorite TV show is "The Walking Dead" . . . his favorite book is his *Bible* . . . nobody can believe that he watches "Vampire Diaries" . . . favorite professional athlete is Russell Westbrook . . . a member of the Fellowship of Christian Athletes . . . has two older brothers . . . his brother, Zach, graduated from Tulsa . . . mother is Debbie Snider . . . his father, Gary, is deceased . . . majoring in exercise

and sports science . . . born February 11, 1991 in Enid, Oklahoma.

Snider's Career Statistics

Defense	G	UT	AT	Tot	Loss	Sack	FR	FF	PBU	Int
2010	Red-shirt									
2011 (Fr)	11	2	4	6	0/0	0/0	0	0	0	0
2012 (So)	13	2	6	8	1/-1	0/0	0	0	0	0
Totals	23	4	10	14	1/-1	0/0	0	0	0	0

33

Michael SORRELLS
Running Back
6-2 • 202 • So-1L
Austin, Texas



Tulsa — A returning letterwinner . . . enrolled at Tulsa in January 2012 . . . signed with the 2011 freshman class, but sat out that season as a gray-shirt . . . **2012** — Played in 12 games . . . had four carries for 35 yards on the season . . . had one rush for 17 yards at SMU . . . had one carry against UAB for 15 yards . . . had his first career carry against Nicholls State for three yards . . . credited with nine tackles on special teams . . . **Overall** — A very athletic player . . . has a good frame and is very durable . . . a versatile player who can line up anywhere on the field offensively.

High School — Was a three-year letterwinner at McCallum High School . . . played running back and returned punts and kickoffs . . . started at running back as a junior and senior and at defensive end his sophomore season . . . rushed for 1,629 yards and 24 touchdowns, while catching six passes for 64 yards and one TD his senior season . . . earned first-team all-district accolades as a junior and senior, while receiver first-team all-Central Texas honors as a senior and second-team merits his junior season . . . was a second-team Class 4A all-state selection his senior season and honorable mention performer as a junior . . . gained 1,359 yards and 22 TDs rushing as a junior . . . also caught seven passes for 169 yards and two touchdowns his junior campaign . . . high school coach was Todd Raymond.

Personal — Favorite sports movie is *Friday Night Lights* . . . his favorite NFL team is the Dallas Cowboys . . . his favorite professional sports team is the San Antonio Spurs . . . his favorite sport to watch and play besides football is basketball . . . has four older siblings . . . his older sister, Ebonie, ran track at Houston . . . parents are Michael and Annie Sorrells . . . an arts & sciences major . . . born November 18, 1992. (*pronounced Soar – ralls*)

Sorrells' Career Statistics

Rushing	G	Att	Gain	Loss	Net	TD	Avg	Long
2012 (Fr)	12	4	35	0	35	0	8.8	17

76

Garrett STAFFORD

Offensive Tackle
6-5 • 314 • So-1L
Tulsa, Okla.



Tulsa — A returning letterwinner . . . enrolled at Tulsa in January 2011 after graduating early from Memorial High School . . . **2012** — Played in eight games . . . saw action against Tulane, Nicholls State, Marshall, Houston, UCF twice, SMU and Iowa State . . . played 50 snaps in his first three games played . . . saw his first collegiate action against Tulane, playing 24 snaps . . . also played 25 snaps vs. Nicholls State . . . played just one snap against Marshall and UCF . . . saw extensive playing time at SMU due to an injury to Brian DeShane in the second quarter and played 74 plays . . . made his first collegiate start in the C-USA Championship game against UCF, and was in the starting lineup for the AutoZone Liberty Bowl against Iowa State . . . **2011** — Was one of several freshmen to sit out the season due to red-shirt status . . . **Overall** — Had a good spring . . . moved into a solid position as a likely starter . . . an intelligent and well-rounded player . . . can be a physically dominating player . . . has made the C-USA Commissioner's Academic Honor Roll.

High School — Was a three-year letterwinner and started at Memorial High School . . . started at both offensive tackle and nose guard in each of his three years . . . was a second-team all-state selection by the *Tulsa World* his senior season . . . earned *Tulsa World* first-team all-metro honors as a senior . . . was the state of Oklahoma's fourth-best offensive line prospect heading into the season according to the *Tulsa World* . . . was credited with 118 pancake blocks in his career, along with 55 tackles and 10 TFLs . . . had 54 pancake blocks and 19 tackles as a senior . . . competed at the U.S. Army All-American Combine in January 2010 . . . was nominated for the U.S. Army All-American Bowl . . . high school coach was Tony Daniels.

Personal — Favorite movie is *Hot Rod* . . . his favorite TV show is "Family Guy" . . . the Oklahoma City Thunder is his favorite pro sports team . . . his biggest sports thrill was starting as a red-shirt freshman in the C-USA Championship Game and the AutoZone Liberty Bowl . . . the Reality TV Show he could win is "Redneck Island" . . . has two older sisters . . . father is John Stafford, and stepmother is Annette . . . mother is Kelley, and his stepfather is Craig Fisher . . . majoring in electrical engineering . . . was born July 22, 1993.

38

Craig SUITS

Linebacker
6-0 • 210 • Fr-GS
Sunnyvale, Texas



Tulsa — Enrolled at Tulsa in January 2013, after gray-shirting during the 2012 season . . . has been hampered with injuries . . . missed most of the spring season after coming off of a knee injury.

High School — Was a four-year letterwinner and starter at Mesquite Poteet High School . . . started all four years at linebacker . . . was a two-time first-team all-district selection . . . collected 321 tackles, 32 TFLs, 11 pass break-ups and three interceptions in his career . . . totaled 92 stops and 15 TFLs as a senior . . . named to the *Dallas Morning News* Top-100 all-area team . . . received a *Rivals.com* three-star rating . . . was credited with 151 tackles, seven TFLs, six pass break-ups and four sacks his junior season as his team posted a 12-3 record and advanced to the Class 4A state semifinals . . . was named first-team all-area as a junior . . . had 78 tackles his sophomore campaign . . . high school coach was Randy Jackson.

Personal — Favorite movie is *Remember the Titans* . . . his favorite TV show is "Duck Dynasty" . . . the Dallas Cowboys is his favorite NFL team . . . lists Clay Matthews as his favorite NFL player . . . his favorite video game as a child was Battlefield . . . favorite musician is Jason Aldean . . . an old school song that he has on his iPod is *American Pie* by Don McLean . . . his cousin, G.J. Kinne, played quarterback at Tulsa . . . parents are Marion and Karla Suits . . . majoring in exercise and sports science . . . born October 14, 1993 in Dallas, Texas.

12

Micheal THOMAS

Defensive Back
6-0 • 220 • Fr-RS
Lawton, Okla.



Tulsa — Was one of several true freshmen to sit out last season due to red-shirt status . . . has been hampered by injuries.

High School — Was a four-year letterwinner and three-year starter at Lawton MacArthur High School . . . helped Lawton Mac post a four-year record of 44-7 . . . helped lead his team to a 13-1 mark and the state championship game as a senior . . . was credited with 174 tackles, five interceptions, 10 pass break-ups and nine caused fumbles in his career . . . received a *Rivals.com* three-star rating . . . totaled 62 tackles, four caused fumbles and two interceptions his senior season . . . was a second-team all-state selection by

The Oklahoman as a senior . . . was named the District 5A-2 Defensive Back of the Year his senior season . . . tallied 66 tackles, three interceptions and four pass break-ups as a junior . . . had 46 tackles and four pass break-ups as a sophomore . . . high school coach was Brett Manning.

Personal — Favorite NFL team is the New Orleans Saints . . . favorite NFL player is former Baltimore Ravens linebacker Ray Lewis . . . his favorite movie is *Django* . . . lists "The Big Bang Theory" as his favorite TV show . . . a TV Reality Show that he could win is "Are You Smarter Than a 5th Grader" . . . his favorite food is fried chicken . . . favorite book is *The Hunger Games* . . . majoring in graphic design . . . born February 27, 1994 in Lafayette, Louisiana.

97

Brentom TODD

Defensive End
6-3 • 240 • Jr-2L
Tulsa, Okla.



Tulsa — A two-year letterwinner . . . has played in all 27 career games . . . has 35 career tackles and 12.5 stops for-46 yards . . . **2012** — Played in all 14 games . . . collected 19 tackles, including eight stops for -29 yards . . . recorded six tackles, three TFLs for -12 yards and one pass break-up against Rice . . . had a 3-play stretch vs. Rice when he had one stop for -7 yards, one pass break-up and one sack for -4 yards forcing a 47-yard Rice FG attempt that missed . . . totaled two tackles and had one TFL for -4 yards at SMU . . . his first two tackles of the season went for lost yardage with one tackle for -3 yards and a safety in the opener at Iowa State and one stop for -7 yards against Tulane . . . **2011** — Was one of five true freshmen to play and earn a letter . . . played in all 13 games . . . earned Conference USA all-Freshman team accolades . . . had 16 tackles and 4.5 stops for -17 yards . . . had two tackles, one stop for -4 yards and one forced fumble at UTEP . . . totaled two tackles, including one stop for -1 yard vs. Marshall . . . had two tackles and one QB hurry against North Texas . . . was credited with three tackles, including 2.5 stops for -12 yards against #4 Boise State . . . had two tackles against Oklahoma State . . . saw his first collegiate action at #1 Oklahoma . . . **Overall** — Had a solid spring . . . came out of the spring as a starter at defensive end . . . poses a strong threat rushing the passer on the outside . . . very athletic and coachable . . . has made the C-USA Commissioner's Academic Honor Roll.

High School — Was a four-year letterwinner and three-year starter at Union High School . . . credited with 60 tackles, six quarterback sacks and three fumble recoveries as a senior . . . played on two straight Class 6A state championship teams that finished the season with identical 13-1 records . . . high school coach was Kirk Fridrich.

INTRO
PLAYERS
STAFF
REVIEW
C-USA
OPPONENTS
HISTORY
RECORDS

Personal — Favorite movie is *Friday Night Lights* . . . his favorite NFL team is the Dallas Cowboys . . . lists DeMarcus Ware as his favorite NFL player . . . his favorite professional athlete is Lebron James . . . favorite vacation spot is the Bahamas . . . *The Bible* is his favorite book . . . his most embarrassing moment was running into a glass door . . . nobody can believe that I watch "Property Brothers" . . . a TV Reality Show that he could win is "Wheel of Fortune" . . . lists winning the 2012 C-USA Football Championship as his biggest sports thrill . . . a member of the Fellowship of Christian Athletes . . . parents are Tommy and Brenda Todd . . . majoring in business management . . . born May 20, 1993. (*pronounced Bren – tom*)

Todd's Career Statistics

Defense	G	UT	AT	Tot	Loss	Sack	FR	FF	PBU	Int
2011 (Fr)	13	11	5	16	4.5/-17	2/-13	0	1	0	0
2012 (So)	14	13	6	19	8/-29	1/-4	2	0	2	0
Totals	27	24	11	35	12.5/-46	3/-17	2	1	2	0

70



Jerry UWAEZUOKE
Defensive Tackle
6-3 • 270 • Fr-RS
Houston, Texas

Tulsa — Was one of several true freshmen to sit out last season due to red-shirt status . . . an intelligent player . . . needs to add strength and game experience.

High School — Was a two-year letterwinner at Westbury High School . . . started at defensive tackle his senior season . . . earned second-team all-district accolades as a senior . . . played offensive tackle as a junior as well as on the defensive line . . . also lettered two years in track and one year in power-lifting.

Personal — A TV Reality Show that he could win is "Wipeout" . . . favorite video games as a child was Mario Kart . . . a member of the Fellowship of Christian Athletes . . . parents are Chief Josiah and Angela Chienye . . . majoring in exercise and sports science . . . born August 25, 1994 in Houston, Texas. (*pronounced You – was – okay*)

4



Darnell WALKER, JR.
Defensive Back
5-11 • 175 • Fr-RS
Bolivar, Mo.

Tulsa — Was one of several true freshmen to sit out last season due to red-shirt status . . . came out of spring drills as a starter at cornerback . . . possesses good feet and coverage ability.

High School — Earned three high school letters in football . . . was a two-year letterwinner at Bolivar High School, and lettered his sophomore season at Muskogee (Okla.) High School . . . started all three years as a defensive back, and the last two years at receiver as well . . . helped lead his team to 11-2 records and the state playoffs as a junior and senior . . . totaled 75 tackles and nine interceptions on defense, and caught 43 passes for 890 yards and eight touchdowns on offense his senior season . . . 13th-ranked Missouri prospect by *Rivals.com* . . . received a *Rivals.com* three-star rating . . . earned first-team Class 4A all-state, all-district, all-conference and all-Southwest Missouri honors on defense as a senior . . . also earned all-district, all-conference and all-Southwest Missouri merits on offense his senior season . . . was named the Conference Defensive Player of the Year his senior campaign . . . compiled 34 tackles and seven interceptions his junior season . . . had career stats of 132 tackles, 18 interceptions for 301 return yards and three blocked field goals on defense . . . also had 23 career punt returns for 605 yards and seven TDs, and 18 kickoff returns for 589 yards and four touchdowns . . . on offense, caught 67 passes for 1,280 yards and 12 TDs in his career, while rushing for 245 yards and three touchdowns . . . totaled 23 tackles and two interceptions as a sophomore at Muskogee (Okla.) High School . . . high school coach was Lance Roweton.

Personal — Favorite movie is *Money Talks* . . . the San Francisco 49ers is his favorite NFL team . . . his favorite sports movie is *Remember the Titans* . . . his favorite NFL player is Cleveland Browns cornerback Joe Haden . . . lists the "speed change" as the toughest thing about moving from high school to a college athlete . . . his favorite book is the *Jim Thorpe Biography* . . . his mother is D'Elbie Walker . . . his father, Darnell Sr., is the cornerbacks coach at Tulsa and played collegiately at the University of Oklahoma and had an eight-year NFL career . . . majoring in arts and sciences . . . born August 22, 1994 in Muskogee, Oklahoma.

63



Chris WALLACE
Offensive Guard
6-5 • 318 • Fr-RS
Sperry, Okla.

Tulsa — Was one of several true freshmen to sit out last season due to red-shirt status . . . had a good spring . . . has the ability to be a tremendous run blocker . . . continues to show that he can be a solid pass blocker.

High School — Was a four-year letterwinner and three-year starter at Sperry High School . . . was a two-way starter at tackle as a junior and senior . . . was credited with 65 pancake blocks his senior season, while collecting 45 tackles and three sacks

on the defensive side of the ball . . . had 22 pancake blocks in his first three games . . . earned second-team all-state accolades by the *Tulsa World* on offense . . . was named to the OCA East all-state team . . . was ranked as the *Tulsa World's* fourth-best offensive lineman in the area . . . named to the *Tulsa World* all-metro first team for offense . . . earned District 3A-5 Offensive Lineman of the Year his senior season . . . was named to the all-*VYPE Magazine* team for Eastern Oklahoma . . . was an honorable mention all-state selection by *The Oklahoman* as a senior . . . high school coach was Robert Park.

Personal — Favorite sports movie is *Friday Night Lights* . . . "The Walking Dead" is his favorite TV show . . . the Pittsburgh Steelers is his favorite NFL team . . . his favorite video game as a child was Pokemon . . . lists Santa Monica, California as his favorite vacation spot . . . enjoys fishing . . . parents are Amos Wallace and Unora Germany . . . majoring in management information systems . . . born July 29, 1994 in Tulsa, Oklahoma.

75



Davis WALTON
Offensive Tackle
6-4 • 285 • Jr-RS
Tulsa, Okla.

Tulsa — Sat out last season after transferring to Tulsa from Northeastern Oklahoma A&M . . . enrolled at mid-semester 2012 . . . missed most of 2012 spring drills with an injury . . . had a good 2013 spring . . . completed spring drills as the first-team left tackle . . . will contend for the starting spot in preseason camp . . . began to really acclimate himself to the offense in the spring . . . possesses grit and toughness.

Junior College — Was a two-year starter at Northeastern Oklahoma A&M . . . started his sophomore year at tackle and his freshman season at tight end . . . graded out at an average of 86-percent in nine games as a sophomore . . . had a high grade of 92-percent against Trinity Valley Junior College . . . earned second-team all-conference merits as a sophomore . . . junior college coach was Dale Patterson.

High School — Was a three-year letterwinner and started at tight end at Tulsa's Bishop Kelley High School . . . also played defensive end in his three prep seasons . . . earned all-district accolades his senior season at the tight end position . . . high school coach was J.J. Tappana.

Personal — Favorite movie is *Walk Hard: The Dewey Cox Story* . . . his favorite sports movie is *Invincible* . . . lists the Chicago Bears as his favorite NFL team . . . former Bears linebacker Brian Urlacher is his favorite NFL player . . . his favorite book is *A River Runs Through It* . . . the Boston Red Sox is his

favorite pro sports team . . . his favorite TV show is "It's Always Sunny in Philadelphia" . . . has two siblings . . . his brother, Donovan, plays baseball at Oklahoma State . . . parents are Rob and Michelle Walton . . . his father is an assistant baseball coach at Oklahoma State after serving nine years as the head coach at Oral Roberts University . . . majoring in exercise and sports science . . . born July 22, 1991 in Dallas, Texas.

22

**J.C. (Trey)
WATTS, III**
Running Back
5-11 • 200 • Sr-3L
Fairfax, Va.



Tulsa — A three-year letterwinner and two-year starter . . . has played in 37 career games and has 22 starts . . . has 2,186 career rushing yards and seven TDs on 405 carries for a 5.4 average, while catching 85 passes for 757 yards and five TDs . . . ranks ninth on the school's all-time rushing chart . . . also has 1,068 kickoff return yards and two touchdowns . . . has 4,189 career all-purpose yards for a 113.2 average per game . . . has totaled 14 career touchdowns . . . has seven 100-yard career rushing games . . . a former walk-on athlete . . . has been named to the 2013 preseason watch lists for The Maxwell Award, the Paul Hornung Award and the Doak Walker Award . . . was a Coaches selection to the preseason all-Conference USA team as a punt returner . . . **2012** — Played in 13 games with six starts . . . earned second-team all-C-USA honors as a kick returner and received honorable mention accolades as a running back . . . had 1,108 rushing yards for a 6.0 average on 186 carries . . . averaged 168.5 all-purpose yards . . . had five 200+ all-purpose yard games and five 100+ rushing games . . . was named the Game MVP and the Offensive MVP of the 2012 AutoZone Liberty Bowl after rushing for 149 yards and totaling 249 all-purpose yards in a victory over Iowa State . . . totaled 221 all-purpose yards against UCF in the C-USA Championship game with 134 yards rushing, 54 punt return yards, 22 kickoff return yards and 11 receiving yards . . . was named the MVP of the C-USA Championship game . . . his 54-yard punt return went for a TD to tie the score at 27-27 with 5:06 remaining in the game . . . had 122 rushing yards, 45 kick return yards and 38 receiving yards against UCF for 205 all-purpose yards in the first meeting . . . missed the Rice game with an injury . . . returned in the next game vs. Arkansas and had 81 rushing yards and 53 receiving yards . . . tallied a career-best 255 all-purpose yards against Marshall with 111 rushing yards and 144 yards on 3 kickoff returns . . . had a career-long 95-yard KOR for a touchdown against Marshall . . . had 93 rushing yards, 41 receiving yards and 30 punt return yards against UAB . . . completed his first career pass for a 26-yard TD against Fresno State . . . tallied 92 yards on 12 carries against Tulane . . . had 125 rushing yards, 80 KOR yards and 31 receiving yards

for 236 all-purpose yards in season opener at Iowa State . . . **2011** — Played in all 13 games and started 12 contests . . . was put on scholarship before the season . . . earned honorable mention all-Conference USA accolades . . . led the team in all-purpose yards with 1,629 yards for a 125.3 average per game . . . rushed for 881 yards, a 5.6 average and three touchdowns . . . also caught 31 passes for 242 yards and three TDs . . . had 20 kickoff returns for 482 yards . . . had two 100-yard rushing games . . . had a career-best 159 yards on 23 carries vs. #7 Oklahoma State . . . gained 144 yards and one TD with a long run of 58 yards against Marshall . . . tallied 172 yards of total offense against #7 Houston with 62 rushing yards, 24 receiving and 86 on kickoff returns . . . had 254 all-purpose yards at UTEP with 69 rushing, 72 receiving and 113 on kick returns . . . had a career-long 94-yard kickoff return for a touchdown and a career-long 53-yard reception for a touchdown at UTEP . . . tallied 63 yards for a 7.0 average per carry at UCF . . . had 68 yards and one touchdown rushing and four receptions for 32 yards and one TD against Rice . . . had a team-high 58 yards on six carries for a 9.7 average against North Texas . . . rushed for 60 yards and one TD at #4 Boise State . . . **2010** — Played in 11 games and started four contests . . . missed the Tulane and Notre Dame games with an injury . . . completed the season with 197 rushing yards and one touchdown, while catching 20 passes for 172 yards and two TDs . . . had his first career start in his first collegiate game at East Carolina . . . rushed for 40 yards on 13 carries and caught three passes for 45 yards in the season opener against East Carolina . . . had a season-best 52 rushing yards on 17 carries against Bowling Green . . . **2009** — Was one of several true freshmen to sit out the season due to red-shirt status . . . **Overall** — Possesses great feet and quickness . . . an elusive runner . . . has the ability to make defenders miss . . . has good football savvy and good hands . . . a complete all-purpose back . . . has a high football IQ . . . understands the game . . . a hard worker.

High School — Was a four-year letterwinner and three-year starter at Oakton High School . . . started at running back and played cornerback . . . had career statistics of 198 carries for 1,160 yards and 21 touchdowns . . . also had 48 receptions for 900 yards and 11 TDs . . . helped lead his team to a 13-1 record and Division 6 state semifinal appearance his senior season . . . was named to the Virginia High School Coaches Association and *Associated Press* all-state second team as a running back and kick returner his senior season . . . named to the *Washington Post* all-Met honorable mention and first-team all-league squad as a senior . . . earned first-team all-district and all-region honors as a running back and kick returner . . . rushed for 654 yards and 14 TDs as a senior, while catching 39 passes for 732 yards and 10 touchdowns . . . totaled 506 yards and seven TDs on the ground as a junior, while catching nine passes for 168 yards and one touchdown . . . high school coach was Joe Thompson.

Personal — Favorite movie is *Bad Boyz II* . . . his favorite sports movie is *Remember the Titans* . . . lists "The Wire" as his favorite TV show . . . favorite

NFL team is the Dallas Cowboys . . . his favorite NFL player is Adrian Peterson . . . the most famous person he's ever met was President George H. W. Bush . . . lists the Oklahoma City Thunder as his favorite professional sports team and Kevin Durant as his favorite pro athlete . . . his favorite video game as a child was Madden . . . favorite food is pizza . . . parents are J.C. and Frankie Watts . . . his dad played quarterback for the Oklahoma Sooners from 1979-81 . . . majoring in organizational studies . . . was born Julius Watts III on February 13, 1991 in Norman, Oklahoma.

Watts' Career Statistics

Rushing	G	Att	Gain	Loss	Net	TD	Avg	Long
2009	Red-shirt							
2010 (Fr)	11	62	202	5	197	1	3.2	12
2011 (So)	13	157	913	32	881	3	5.6	58
2012 (Jr)	13	186	1132	24	1108	3	6.0	77
Totals	37	405	2247	61	2186	7	5.4	77

Receiving	G	Rec	Yds	Avg	TD	Long
2009	Red-shirt					
2010 (Fr)	11	20	172	8.6	2	28
2011 (So)	13	31	242	7.8	3	53
2012 (Jr)	13	34	343	10.1	0	45
Totals	37	85	757	8.9	5	53

KO Returns	G	No	Yds	Avg	TD	Long
2009	Red-shirt					
2010 (Fr)	11	0	0	0.0	0	0
2011 (So)	13	20	482	24.1	1	94
2012 (Jr)	13	21	586	27.9	1	95
Totals	37	41	1068	26.0	2	95

Punt Returns	G	No	Yds	Avg	TD	Long
2009	Red-shirt					
2010 (Fr)	11	0	0	0.0	0	0
2011 (So)	13	2	24	12.0	0	24
2012 (Jr)	14	22	154	7.0	1	54
Totals	37	24	178	7.4	1	54

28

**Cole
WAY**
Punter
6-8 • 226 • Jr-2L
Tulsa, Okla.



Tulsa — A two-year letterwinner and starting punter . . . has played in 21 career games . . . came to Tulsa at mid-semester in January 2011 as a gray-shirt after signing with Tulsa in February 2010 . . . a left-footed punter . . . has averaged 38.8 yards on 111 punts in his career . . . has placed 31 punts inside the 20-yard line and 38 have been fair caught . . . **2012** — Played in all 14 contests . . . handled the punting, kick-off and PAT/FG holding duties . . . averaged 39.1 yards on 77 punts with 22 fair caught and 24 inside the 20-yard line . . . averaged 61.9 yards on 89 kickoffs with 39 touchbacks . . . had a season-best 47.2 average on five punts at Marshall, including a career-long 61-yarder to the Marshall one-yard line . . . had a 44.2-yard average on four punts against UAB . . . also had 42.9-yard average with four inside the 20-yard line on nine punts against Fresno State . . .

averaged 39.1 yards on 10 punts, including a career-long 58-yarder, and averaged 63.0 yards on kickoffs with three touchbacks in the season opener against Iowa State . . . **2011** — Punted in the first seven games . . . was named to the C-USA all-Freshman team . . . was one of 11 freshmen nationally that handled the punting duties for their school through the first seven games of the season . . . did not punt against SMU, UCF, Marshall, UTEP, #7 Houston and BYU . . . averaged 38.0 yards on 31 punts . . . had a season-long 51-yard punt against North Texas . . . 16 of his punts were fair caught and seven landed inside the 20-yard line . . . his first 20 punts went without a return . . . had eight punts for a 37.4 average in his first career game against #1 Oklahoma . . . **Overall** — Possesses a powerful leg . . . very athletic with good flexibility . . . improved his get-off time in the spring . . . can be a valuable weapon.

High School — Was a three-year letterwinner at Union High School . . . was on Class 6A state championship teams in 2008 and 2009, and state runners-up team as a sophomore . . . converted 11-of-12 field goals his senior season at Union High School . . . among his field goals were a 51 and 55-yarder . . . averaged 40 yards per punt his senior season . . . named to *The Oklahoman* first team all-state squad as a senior . . . was a *Tulsa World* all-state second team selection . . . high school coach was Kirk Fridrich.

Personal — Favorite movie is *Gettysburg* . . . lists *Field of Dreams* as his favorite sports movie . . . the Baltimore Ravens is his favorite NFL team . . . San Francisco Giants pitcher Brian Wilson is his favorite pro athlete . . . the one word he uses to best describe himself is “funny” . . . his favorite TV show is “The Walking Dead” . . . enjoys playing ping pong . . . an old school song that he has on his iPod is *Get Ready* by The Temptations . . . a member of the Fellowship of Christian Athletes . . . his brother, Tres, was a punter at the University of Oklahoma . . . parents are Leo and Debra Way . . . majoring in communication . . . born October 23, 1991.

Way's Career Statistics

Punting	G	No	Yds	Avg	Long	TB	FC	I20
2011 (Fr)	7	34	1293	38.0	51	1	16	7
2012 (So)	14	77	3009	39.1	61	1	22	24
Totals	21	111	4302	38.8	61	2	38	31

Kickoffs	G	No	Yds	Avg	TB
2011 (Fr)	7	0	0	0.0	0
2012 (So)	14	89	5505	61.9	39
Totals	21	89	5505	61.9	39

49

Bradley WHITE
 Defensive Back
 6-0 • 176 • So-1L
 Tyler, Texas



Tulsa — A returning letterwinner . . . a walk-on athlete . . . **2012** — Played in 13 games on special teams . . . was credited with four tackles and recovered one fumble . . . did not play in the season opener against Iowa State . . . **2011** — Did not see playing time . . . **Overall** — Contributes on special teams . . . adds depth at the safety position.

High School — Played his prep football at Grace Community School.

Personal — Favorite movie is *Act of Valor* . . . his favorite sports movie is *Varsity Blues* . . . favorite TV show is “Breaking Bad” . . . his favorite NFL team is the Dallas Cowboys and Eric Weddle is his favorite NFL player . . . his favorite pro athlete is Drew Stubbs of the Cleveland Indians . . . enjoys fishing, hunting and reading . . . favorite book is *Lone Survivor* . . . his favorite musical group is Imagine Dragons . . . a member of the Fellowship of Christian Athletes . . . parents are Clay and Jonette White . . . majoring in finance . . . born January 8, 1993.

White's Career Statistics

Defense	G	UT	AT	Tot	Loss	Sack	FR	FF	PBU	Int
2011	Red-shirt									
2012 (Fr)	13	1	3	4	0/0	0/0	1	0	0	0

6

Darrell WILLIAMS JR.
 Defensive Back
 5-10 • 185 • So-1L
 Spring, Texas



Tulsa — A returning letterwinner . . . **2012** — Played in 14 games, mostly on special teams . . . was credited with four tackles . . . **2011** — Was one of several true freshman to sit out the season due to red-shirt status . . . **Overall** — Has contributed on special teams . . . will compete for a starting spot at cornerback . . . listed on the preseason depth chart as a first-team cornerback . . . a physical player.

High School — Was a two-year letterwinner at Westfield High School . . . missed his junior season with a broken leg . . . started his senior season at cornerback . . . collected 48 tackles, nine pass-break-ups, one interception and one forced fumble as a senior . . . earned first-team all-District 13-5A honors his senior season . . . high school coach was Corby Meekins.

Personal — Favorite NFL team is New England Patriots . . . his favorite NFL player is Tom Brady . . . his favorite movie is *Paid in Full* . . . visited Europe on a student tour in high school . . . favorite sports movie is *Friday Night Lights* . . . his favorite TV show is “Martin” . . . if he could invite two people to dinner, they would be Lauren London and Deion Sanders . . . enjoys swimming and buying shoes . . . favorite food is seafood . . . one word to best describe himself is “competitive” . . . shrimp creole is his favorite meal that his mom cooks . . . has two younger brothers . . . father is Darrell Williams . . . mother is Dana Arreola and stepfather is Eric Arreola . . . an accounting major . . . born May 31, 1993.

Williams' Career Statistics

Defense	G	UT	AT	Tot	Loss	Sack	FR	FF	PBU	Int
2011	Red-shirt									
2012 (Fr)	14	2	2	4	0/0	0/0	0	0	0	0

41

Cody WILSON
 Fullback
 6-0 • 238 • Sr-2L
 Broken Arrow, Okla.



Tulsa — A two-year letterwinner . . . has played in 29 career games and has two starts . . . made the move from linebacker to offense in 2012 spring drills . . . enrolled at Tulsa in January 2009 at mid-semester after completing his high school education at Lincoln Christian High School . . . the recipient of the Conference USA Postgraduate Scholarship Award for this season . . . **2012** — Played in all 14 games . . . mainly used as a blocking back . . . **2011** — Saw limited action in three games on special teams . . . **2010** — Played in 12 games and started two contests — East Carolina and Rice . . . missed the Bowling Green game . . . tallied 20 stops, including 10 solos . . . earned Conference USA all-freshman team honors . . . registered a season-best five stops against Rice . . . had three tackles against Tulane . . . also totaled two tackles and one stop for -2 yards at Notre Dame . . . started the season opener against East Carolina and had three tackles . . . **2009** — Was one of several freshmen to sit out due to red-shirt status . . . **Overall** — Had a solid spring . . . very athletic, strong and explosive . . . has a great work ethic . . . an intelligent player who pays attention to details . . . had a high conversion rate on third and fourth downs when he was in the game . . . has been named to the Conference USA Commissioner's Academic Honor Roll.

High School — Was a two-year letterwinner and starter at Lincoln Christian High School . . . did not begin playing football until his junior year . . . earned *Tulsa World* and *The Oklahoman* first-team all-state accolades . . . was credited with 168 tackles, six quarterback sacks, one interception for a touchdown, three forced fumbles and four fumble recoveries as a senior . . . also caught 13 passes for 196 yards and

two TDs . . . was named to the Oklahoma Coaches Association first-team all-state squad . . . earned first-team *Tulsa World* all-metro honors . . . received a three-star rating by *Rivals.com* and *Scout.com* . . . ranked as the No. 26th prospect in Oklahoma by *Rivals.com* . . . rated as the 68th top outside linebacker in the nation by *Rivals.com* . . . was named the 2A-7 District Player of the Year as a senior . . . earned second-team Small School All-America honors by *MaxPreps* . . . helped his team post a two-year record of 23-2 . . . high school coach was Darren Melton.

Personal — Favorite NFL team is the New England Patriots . . . his favorite movie is *Gladiator* . . . favorite sports movie is *Space Jam* . . . the NBA's Oklahoma City Thunder is his favorite professional sports team . . . favorite book is *The Bible* . . . favorite childhood game was Super Mario World . . . favorite vacation spot is St. Lucia . . . if he could change anything in football, it would be to make the games shorter by eliminating TV timeouts . . . the one word to best describe himself is "Christian" . . . his brother, Roman, plays football at Princeton . . . parents are Curtis and Shelly Wilson . . . his father played college football at Missouri and in the NFL with the New England Patriots and Detroit Lions . . . was married on March 15, 2013 . . . wife's name is Laurie . . . graduated in December 2011 with a degree in communication . . . currently working on his master's degree in Education . . . born March 27, 1990 in Columbia, Missouri.

Wilson's Career Statistics

Defense	G	UT	AT	Tot	Loss	Sack	FR	FF	PBU	Int
2009	Red-shirt									
2010 (Fr)	12	10	10	20	1.5/3	0/0	0	0	0	0
2011 (So)	3	0	0	0	0/0	0/0	0	0	0	0
Totals	15	10	10	20	1.5/3	0/0	0	0	0	0

Rushing	G	Att	Gain	Loss	Net	TD	Avg	Long
2009	Red-shirt							
2010 (Fr)	Played Defense							
2011 (So)	Played Defense							
2012 (Jr)	14	0	0	0	0	0	0.0	0



Tulsa — Was one of several true freshmen to sit out the 2012 season due to red-shirt status . . . had a good spring . . . a big, tall target . . . possesses soft and strong hands . . . a good route runner and good receiver . . . improved as a blocker during spring drills.

High School — Was a three-year letterwinner and starter at Ponca City High School . . . played tight end, receiver, fullback, quarterback and defensive end at

some point in his prep career . . . had 28 receptions for 308 yards his senior season . . . earned *Tulsa World* honorable mention all-state merits as a senior . . . was named to the all-district 6A-4 team his senior season . . . was the 19th-ranked Oklahoma prospect by *Rivals.com* . . . received a *Rivals.com* three-star rating . . . in his career, caught 62 receptions for 703 yards and five touchdowns, while rushing for 32 yards and one TD and completing 30 passes for 354 yards and three TDs . . . caught 33 passes for 395 yards and five TDs as a junior . . . lettered two years in soccer and one year in basketball . . . high school coach was Rob Fry.

Personal — Favorite sports movie is *The Blind Side* . . . his favorite movie is *Never Back Down* . . . his favorite NFL team is the Denver Broncos, while his favorite NFL player is Rob Gronkowski . . . his favorite sport to play besides football is volleyball . . . the most famous person that he has ever met is President George W. Bush . . . one word to best describe himself is "determined" . . . favorite vacation spot is Cancun . . . lists soccer as his favorite sport to watch . . . his favorite pro sports team is Manchester City, and Landon Donovan is his favorite pro athlete . . . parents are Curt and Cynthia Wilson . . . majoring in mechanical engineering . . . born August 22, 1994 in Ponca City, Oklahoma.



INTRO

PLAYERS

STAFF

REVIEW

C-USA

OPPONENTS

HISTORY

RECORDS

2013 Returning Walk-on Athletes



47
Blake Abbott
 DeepSnapper/
 Linebacker
 6-0 • 216 • So-RS
 Liberal, Kan.
 University of Kansas



61
Josh Bencke
 Offensive Guard
 6-0 • 293 • So-SQ
 Rio Grande, NM
 Cleveland HS



58
Colt Buehner
 Defensive End
 6-2 • 232 • Jr-TR
 Pittsburgh, PA
 Ohio University



19
Joseph Byron
 Tight End
 6-1 • 208 • Fr-RS
 Hopkins, Minn.
 Bethany Academy HS



8
Jeff Calvert
 Defensive Back
 6-1 • 189 • Fr-RS
 Colleyville, Texas
 Colleyville Heritage HS



89
Patrick Jansen
 Tight End
 6-2 • 218 • Fr-RS
 Tulsa, Okla.
 Memorial HS



91
Blake Kittrell
 Wide Receiver
 6-1 • 218 • Fr-RS
 Ashland, Neb.
 Ashland-Greenwood
 HS



51
Evan Lanoue
 Linebacker
 5-11 • 225 • Fr-TR
 Tulsa, Okla.
 Metro Christian HS
 Northeast Texas CC



46
Will Noel
 Defensive Back
 6-0 • 184 • Jr-SQ
 Colleyville, Texas
 Grapevine HS



22
Shawn Norman
 Defensive Back
 5-11 • 180 • Fr-RS
 Freeman, Mo.
 Belton HS



89
Thomas Shamet
 Defensive Tackle
 6-2 • 258 • Fr-RS
 Fairway, Kan.
 Bishop Miege HS



56
Evan Sheets
 Defensive Tackle
 6-3 • 242 • So-SQ
 Broken Arrow, Okla. HS
 Union HS



30
Chris Showels
 Wide Receiver
 5-8 • 160 • So-RS
 Round Rock, Texas
 Vista Ridge HS



84
Trevor Toliver
 Tight End
 6-0 • 249 • Jr-JC
 Sapulpa, Okla.
 Northeastern
 Oklahoma A&M



13
Brad Valentino
 Quarterback
 6-1 • 213 • So-RS
 Norman, Okla.
 Butler CC



95
Hayden Carman
 Defensive End
 6-4 • 274 • Fr-RS
 Little Rock, Ark.
 Catholic HS



29
Jonathan Chavira
 Defensive Back
 5-8 • 171 • Sr-SQ
 Purcell, Okla.
 Purcell HS



6
Brock Dowling
 Wide Receiver
 5-11 • 167 • Fr-RS
 Colorado Springs, CO
 Palmer Ridge HS



49
Daniel Gibney
 Linebacker
 5-11 • 232 • So-SQ
 Vista, Calif.
 Rancho Buena Vista HS



35
Matt Hickman
 Linebacker
 6-0 • 227 • Fr-RS
 Edmond, Okla.
 Edmond Memorial HS



91
Alex Pace
 Defensive Tackle
 6-5 • 242 • Sr-SQ
 Shaker Heights, Ohio
 St. Edward HS



2013 Tulsa Newcomers Roster

Player	Pos.	Ht.	Wt.	Cl/Exp	Hometown	Previous School
Will Barrow	CB	5-10	170	Fr.	Dallas, Texas	Skyline
Joe Bean	SAF	6-1	195	Fr.	Hooker, Okla.	Hooker
Rob Boyd	OG	6-4	310	Fr.	Vian, Okla.	Vian
Jesse Brubaker	DT	6-4	260	Fr.	Wylie, Texas	Wylie East
Ray Crockett II	CB	6-1	170	Fr.	Southlake, Texas	Southlake Carroll
Frankie Davis	DE	6-3	235	Fr.	Broken Arrow, Okla.	Broken Arrow
C.J. Gooden	LB	6-2	220	Fr.	Ashdown, Ark.	Ashdown
Chris Hall	FB	6-0	235	Fr.	Tulsa, Okla.	Union
Jake Hanks	LB	6-2	230	Fr.	Fort Collins, Colo.	Fort Collins
Jaylen Lowe	QB	6-0	180	Fr.	Collinsville, Okla.	Owasso
*Keevan Lucas	WR	5-10	195	Fr.	Abilene, Texas	Abilene
Blake Mejia	OG	6-3	280	Fr.	Tulsa, Okla.	Union
#Dalton Parks	P	6-3	190	Fr.	Kansas City, Mo.	Staley
Lionell Phillips	DT	6-2	285	Fr.	Garland, Texas	Naaman Forest
Dalton Rodriguez	DE	6-6	258	Fr.	Tulsa, Okla.	Union
Ryan Rubley	QB	6-4	200	Fr.	Highlands Ranch, Colo.	Mountain Vista
Kolton Shindelar	TE	6-6	252	Fr.	Liberty, Mo.	Liberty
#Rowdy Simon	LB	5-11	200	Fr.	Vian, Okla.	Vian
Kerwin Thomas	CB	5-10	160	Fr.	Wagoner, Okla.	Wagoner
Zac Uhles	C	6-4	260	Fr.	Norman, Okla.	Norman
Zach Webb	DT	6-2	280	Fr.	Tulsa, Okla.	Metro Christian

*Enrolled at mid-semester #preferred walk-on athlete

2013 Tulsa Newcomers

Will Barrow

Cornerback

5-10 • 170 • Fr-HS

Dallas, Texas • Skyline HS

Helped lead his team to a 12-2 record and to the fourth round in the state playoffs as a senior . . . earned first-team all-district honors and was an honorable mention Class 5A all-state selection . . . was *Rivals.com* No. 93rd overall prospect in the state of Texas and the No. 68 cornerback in the country . . . cousin to former Tulsa linebacker Curnelius Arnick . . . high school coach was Reginald Samples.

Joe Bean

Safety

6-1 • 195 • Fr-HS

Hooker, Okla. • Hooker HS

Was a four-year letterwinner at Hooker High School . . . played quarterback, receiver and running back on offense, and middle linebacker and free safety on defense . . . rushed for 4,794 career yards, while passing for 1,780 yards in his career . . . also had over 500

receiving yards in his career . . . totaled 258 career tackles, 17 TFLs and five interceptions in his career . . . was a three-time all-district performer . . . gained over 2,000 yard rushing, 1,000 yards passing and 200 yards receiving as a senior . . . was credited with 105 tackles, 10 TFLs and two interceptions his senior season . . . was an honorable mention all-state selection by *The Oklahoman* . . . was named the District Player of the Year as a senior and was selected as the Guymon Herald Player of the Year his junior season . . . was named to *The Oklahoman's* "Super 30" as a senior . . . totaled 92 stops and two interceptions as a junior . . . high school coach was Jake Kramer.

Rob Boyd

Offensive Guard

6-4 • 310 • Fr-HS

Vian, Okla. • Vian HS

Was a four-year letterwinner and starter at Vian High School . . . started on the offensive line and at defensive tackle . . . helped his team post a four-year record of 42-7 record, including 13-1 as a senior and 12 his junior season . . . had 156 career tackles, including 39

stops his senior season . . . was *ESPN's* 8th-ranked recruit in the state of Oklahoma . . . earned first-team *Tulsa World* all-state honors as a senior, and second-team all-state merits his junior season . . . was an OCA East all-state team selection . . . selected as the District 2A-6 Offensive Lineman of the Year in both his junior and seasons campaigns . . . was named the *Muskogee Phoenix* Offensive Player of the Year . . . named to *The Oklahoman's* all-state first team both his junior and senior seasons . . . ranked No. 3 on *The Oklahoman's* "Top 30" list . . . received a post-season ranking of No. 3 in the state of Oklahoma by *Rivals.com* . . . was a three-time all-district 2A-6 team performer . . . lettered four years in track and two years in basketball . . . full name s Steven Robert Boyd . . . high school coach was Brandon Tyler.

Jesse Brubaker

Defensive Tackle

6-4 • 260 • Fr-HS

Wylie, Texas • Wylie East HS

Was a three-year letterwinner and starter . . . started at tight end for three years and at defensive tackle

his senior campaign . . . helped lead his team to a 9-4 record and third round of the Class 4A state playoffs as a senior . . . had 50 tackles, 10 TFLs and four sacks his senior season . . . caught 43 passes for 540 yards and three TDs as a senior, while catching 22 passes for 262 yards and three touchdowns his junior season . . . earned all-state honors on offense and defense . . . had 480 receiving yards and three TDs as a junior . . . was a first-team all-district and third-team all-state tight end as a junior . . . was ranked by *247Sports* as the No. 113th prospect in Texas and the No. 32 tight end in the nation . . . high school coach was Joe Lep-sis.

Ray Crockett II

Cornerback

6-1 • 170 • Fr-HS

Southlake, Texas • Southlake Carroll HS

Was a two-year letterwinner and starter at Southlake Carroll High School . . . did not play prep football until his junior season . . . started at receiver as a junior and at cornerback his senior season . . . helped lead his team to a two-year record of 28-2 and the Class 5A state championship as a junior . . . was credited with 30 tackles, 12 pass break-ups, three interceptions and two forced fumbles as a senior . . . as a junior, caught five passes for 48 yards and registered 10 tackles, five pas break-ups and one interception on defense . . . lettered three years in basketball and one-year in track . . . his father Ray Crockett, Sr. played in the 14 years in the NFL with the Detroit Lions (5), Denver Broncos (7) and Kansas City Chiefs (2) . . . full name is Donald Ray Crockett . . . high school coach was Hal Wasson.

Frankie Davis

Defensive End

6-3 • 235 • Fr-HS

Broken Arrow, Okla. • Broken Arrow HS

Was a three-year letterwinner and two-year starter at Broken Arrow High School . . . earned Tulsa World first-team all-metro accolades and second-team all-state honors as a senior . . . named to *The Oklaho-man's* all-state first team his senior season . . . completed his career with 151 tackles . . . was credited with 82 tackles, five sacks and three fumble recoveries his senior season . . . helped lead his Tiger team to the Class 6A state quarterfinals and an overall 8-4 record . . . totaled 19 tackles and two sacks in two playoff games . . . ranked No. 20 on *The Oklahoman's* "Top 30" list . . . was *ESPN's* 17th-ranked recruit in the state of Oklahoma . . . high school coach was Steve Spavital.

C.J. Gooden

Linebacker

6-2 • 220 • Fr-HS

Ashdown, Ark. • Ashdown HS

Was a three-year starter at Ashdown High School . . . played middle linebacker and tight end . . . recorded 110 tackles, four sacks and two interceptions as a senior . . . earned first-team *Democrat-Gazette* all-area honors as a junior and senior . . . received all-state

honors by the *Democrat Gazette* his senior campaign . . . was the 10th-ranked senior prospect in Arkansas in the postseason by *Rivals.com* . . . earned Arkansas Class 3A first-team all-state honors his senior season . . . was credited with 106 tackles and 15 sacks as a junior, while earning all-conference merits . . . totaled 111 tackles, 10 TFLs and four sacks in his sophomore season . . . was named to the Arkansas Super Sophomore Team . . . full name is Carlo James Gooden, Jr. . . high school coach was Matt Richardson.

Chris Hall

Fullback

6-0 • 235 • Fr-HS

Tulsa, Okla. • Union HS

A three-year letterwinner and starter at Tulsa Union High School . . . played tight end and fullback . . . helped lead his prep team to a three-year mark of 37-5 and two state championships as a sophomore and junior . . . received a post-season ranking of 20th in the state of Oklahoma by *Rivals.com* after his senior season . . . ranked No. 13 on *The Oklahoman's* "Top 30" list . . . was an honorable mention all-metro and all-state performer by the *Tulsa World* as a senior . . . completed his prep career with 107 receptions for 1,057 yards and six TDs . . . caught 46 receptions for 446 yards and three touchdowns as a senior . . . was *ESPN's* 19th-ranked recruit in the state of Oklahoma . . . caught 34 passes for 336 yards and one TD as a junior, while catching 27 passes for 275 yards and two touchdowns his sophomore season . . . high school coach was Kirk Fridrich.

Jake Hanks

Linebacker

6-2 • 230 • Fr-HS

Fort Collins, Colo. • Fort Collins HS

A three-year letterwinner and starter . . . started for three years on defense and two years on offense . . . played defensive end and fullback as a senior . . . totaled 61 tackles and 6.5 sacks his senior season, while rushing for 348 yards and four TDs from his fullback position . . . was named to the Front Range League all-conference accolades as a senior . . . was named to the *Colorado Prep Report* first-team Elite Defense in his senior campaign . . . earned Northern Colorado all-area honors his senior season as well . . . selected to play in the Colorado all-state football game . . . earned all-state track honors as a sophomore and junior . . . placed second in the shot put as a sophomore at the state meet . . . was the 2012 Colorado Class 5A state champion in the shot put . . . high school football coach was Eric Rice.

Jaylen Lowe

Quarterback

6-0 • 180 • Fr-HS

Collinsville, Okla. • Owasso HS

Was a three-year letterwinner and starter at Owasso High School . . . started three years at quarterback and his sophomore and junior seasons at cornerback . . . as a senior, led his team to the school's first district

title since 1986 . . . guided Owasso High School to the Class 6A state semifinals in his three seasons . . . was selected to the OCA East all-state team as a senior . . . was an honorable mention all-state selection by *The Oklahoman* . . . completed 139-of-230 passes for 2,332 yards and 28 TDs, while rushing for 563 yards and 14 touchdowns his senior season . . . was the District 6A-1 Offensive Player of the Year . . . named to the *Tulsa World* all-state first team as a punter his senior campaign . . . earned the *Tulsa's World's* all-metro team as a quarterback his senior campaign . . . averaged 39.8 yards on 27 punts as a senior . . . was an all-conference performer in basketball . . . high school coach was Bill Patterson.

Blake Mejia

Offensive Guard

6-3 • 280 • Fr-HS

Tulsa, Okla. • Union HS

Was a three-year starter at Union High School . . . was a *Tulsa World* first-team all-metro and all-state selection on the offensive line his senior season . . . ranked No. 21 on *The Oklahoman's* "Top 30" list . . . helped Union High School win state titles his sophomore and junior seasons, while finishing as the state runner-up as a senior . . . high school coach was Kirk Fridrich.

Dalton Parks

Punter

6-3 • 190 • Fr-HS

Kansas City, MO • Staley HS

Had a 43.4 yard punting average as a senior at Staley High School . . . as the backup quarterback, led his team to three straight wins while the starting quarterback was sidelined with an injury . . . was named a Missouri Football Coaches Association second-team all-state selection as a punter . . . also earned first team all-conference and all-district accolades as a senior . . . high school coach was Fred Bouchard.

Lionell Phillips

Defensive Tackle

6-2 • 285 • Fr-HS

Garland, Texas • Naaman Forest HS

Was a four-year letterwinner and starter at Naaman Forest High School . . . collected 64 tackles, 12 TFLs and five sacks his senior season, while totaling 83 tackles, seven TFLs and six sacks as a junior . . . compiled 230 career tackles and 19 career quarterback sacks . . . was a first-team all-district selection his sophomore and senior seasons, while earned second-team all-district accolades as a junior . . . participated in the U.S. Army Combine before his senior season . . . was credited with 60 tackles as a sophomore . . . high school coach was Sam McElroy.

INTRO

PLAYERS

STAFF

REVIEW

C-USA

OPPONENTS

HISTORY

RECORDS

Dalton Rodriguez

Defensive End

6-6 • 258 • Fr-HS

Tulsa, Okla. • Union HS

Was a *Tulsa World* first-team all-state and all-metro selection on the defensive line his senior season . . . played offensive tackle and defensive end . . . named to *The Oklahoman's* all-state first team his senior season . . . collected 78 tackles and nine sacks his senior campaign . . . had season-highs of 15 tackles and four sacks against Sand Springs High School as a senior . . . totaled two sacks and recovered a fumble in a season-opening win against eventual state champion Jenks . . . ranked No. 4 on *The Oklahoman's* "Top 30" list . . . was *ESPN's* 9th-ranked recruit in the state of Oklahoma . . . received a post-season ranking of 8th in the state of Oklahoma by *Rivals.com* . . . was ranked as the No. 57 offensive tackle nationally by *Rivals.com* . . . high school coach was Kirk Fridrich.

Ryan Rubley

Quarterback

6-4 • 200 • Fr-HS

Highlands Ranch, Colo. • Mountain Vista HS

Was a two-year letterwinner and starter at Mountain Vista High School . . . completed 129-of-248 passes for 1,681 yards and 14 TDs as a senior . . . earned first-team all-Continental League and honorable mention Class 5A all-state merits as a senior . . . completed 21-of-32 passes for 274 yards in an upset of Colorado's No.1-ranked team Chapparral early in his senior season . . . during a three-game winning streak in which his team evened their record at 4-4 in 2012, he completed 62-percent of his passes for 555 yards, seven TDs and no interceptions . . . was *ESPN's* 10th-ranked recruit in the state of Colorado . . . played in only six games during his junior season, while throwing for 604 yards and five touchdowns . . . despite playing in only six games, he earned honorable mention all-conference merits . . . a four-year track letterman . . . placed sixth in the 200-meters at the state track meet his junior season . . . holds the school records for the 100m, 200m and as a member of the 4x100, 4x200 and 4x400 relay teams . . . his father, T.J. Rubley, quarterbacked the 1991 Tulsa Freedom Bowl Champions . . . high school football coach was Ric Cash.

Kolton Shindelar

Tight End

6-6 • 252 • Fr-HS

Liberty, Mo. • Liberty HS

Was a two-year letterwinner at Liberty High School . . . started at tight end his senior season . . . played tight end in a run-oriented offense during the 2012 campaign . . . had four receptions for 64 yards and two TDs as a senior . . . earned first-team all-conference accolades his senior season . . . was a track star in the 110-meter hurdles, 200 meters and long jump, where he earned all-state honors . . . his father played football at Iowa State and his grandfather played for the Cleveland Browns . . . high school coach was Chad Frigon.

Rowdy Simon

Linebacker

5-11 • 200 • Fr-HS

Vian, Okla. • Vian HS

Played running back and linebacker at Vian High School . . . earned *Tulsa World* second-team all-state honors at linebacker his senior season . . . was named to *The Oklahoman* honorable mention all-state team as a senior . . . was named to the OCA East all-state first team his senior campaign . . . tallied 114 tackles and two interceptions his senior season . . . rushed for 1,316 yards, a 12.2 average per carry and 19 TDs as a senior . . . received all-state honors as a running back during his junior season . . . was named the District 2A-6 Player of the Year both his junior and senior seasons . . . was the 2011 state runner-up in wrestling . . . high school coach was Brandon Tyler.

Kerwin Thomas

Cornerback

5-10 • 160 • Fr-HS

Wagoner, Okla. • Wagoner HS

Was named to the *Tulsa World* all-metro second team defense as a senior . . . had 49 tackles and two interceptions on defense his senior season . . . also had 31 receptions for 527 yards and seven touchdowns as a senior . . . was named to the OCA East all-state team as a receiver . . . earned honorable mention all-state accolades by the *Tulsa World* . . . helped lead his team to a Class 4A state title as a junior . . . also ran track . . . was a part of the 2012 Class 4A state runner-up 4x100 meter relay team.

Zac Uhles

Offensive Center

6-4 • 260 • Fr-HS

Norman, Okla. • Norman HS

Was a three-year letterwinner and two-year starter at Norman High School . . . started at left tackle in his final two seasons . . . also handled short and long snap duties . . . started and played in 23 straight games . . . graded out over 90-percent for his career . . . paved the way for an offense that rushed for over 3,500 yards and averaged 35 points per game . . . was an OCA West all-state team selection his senior season . . . named to *The Oklahoman's* all-state second team as a senior . . . was an honorable mention all-state selection by the *Tulsa World* his senior season . . . was named to *The Oklahoman* Big All City first team as a senior . . . was the District 6A-4 Offensive Lineman of the Year . . . earned first-team all-district and Mid-State all-conference honors as a senior . . . ranked 29th on *The Oklahoman's* "Top 30" list . . . was *ESPN's* 13th-ranked recruit in the state of Oklahoma . . . played center as a sophomore . . . high school coach was Greg Nation. (*pronounced Yules, rhymes with Rules*)

Zach Webb

Defensive Tackle

6-2 • 280 • Fr-HS

Tulsa, Okla. • Metro Christian HS

Was a four-year letterwinner and three-year starter at Metro Christian Academy . . . started for three years on the offensive line and his last two years at nose guard as well . . . tallied 175 tackles, 40 TFLs, 17 sacks, four forced fumbles and four fumble recoveries in his two years as a starter on the defensive line . . . played left tackle on offense as a junior and senior and guard his sophomore season . . . was a *Tulsa World* first-team all-state selection on the defensive line as a senior . . . earned first-team *Tulsa World* all-metro accolades as an offensive lineman his senior season . . . was selected to the OCA East all-state team . . . was an honorable mention all-state selection by *The Oklahoman* both his junior and senior seasons . . . played in the 2013 All-American Bowl Game . . . tallied 83 tackles, 23 TFLs and six sacks as a senior . . . was credited with 92 tackles, 17 TFLs and 11 sacks his junior campaign . . . high school coach was Jared McCoy.

STAFF



Bill Blankenship talks with ESPN's Jenn Brown after his team won the 2013 Conference USA Championship. In 2013, Tulsa will have all 12 regular season games televised.

INSIDE

Head Football Coach.....	50-51
Coaching Staff	52-57
Football Support Staff.....	57
President	58
Director of Athletics.....	59

Bill Blankenship
Head Football Coach
THIRD YEAR



After two years at the helm of the Tulsa football program, Golden Hurricane alumnus Bill Blankenship has guided TU to an overall 19-8 record, becoming just the second coach in school history to win 19 games in his first two seasons.

He trails Todd Graham's (2007-08) 21 wins, while surpassing Francis Schmidt (1919-20) and Henry Frnka (1941-42), both with 18 wins in their first two campaigns.

In 2012, Blankenship led the Hurricane to an 11-3 record, tying the 2008 team for the most wins in school history. His team posted a second consecutive 7-1 Conference USA mark, won the C-USA West Division title and C-USA Championship, while closing out the season with a 31-17 victory over Iowa State in the 54th Annual AutoZone Liberty Bowl. Blankenship garnered C-USA's Coach of the Year honors.

Blankenship led Tulsa to an 8-5 record and an appearance in the Bell Helicopter Armed Forces Bowl at the end of the 2011 campaign, his first season as the Hurricane head coach.

A former Tulsa quarterback, Blankenship has been a part of the Hurricane coaching staff for six years, including the last two as head coach. He was promoted as the school's 28th head football coach on January 14, 2011.

In his six seasons, Tulsa teams have won 55 games, three Conference USA West Division titles (2007,



2008 and 2012), shared one West Division crown (2010), made three appearances in the C-USA Championship Game (2007, 2008 and 2012), won this year's C-USA title and played in five Bowl games. Blankenship has been a part of four 10-wins seasons in his six years on the Hurricane staff, as there is only nine years of 10+ wins in school history.

Before his appointment as head coach, Blankenship spent four years as an assistant coach for the Hurricane under Todd Graham. He returned to his alma mater in January 2007 to coach the wide receivers. In 2008, Blankenship was named special teams coordinator and in 2009 added the responsibilities of running backs coach as well.

In 2010, Blankenship served as senior associate head coach, running backs coach and special teams coordinator.

"I'm ecstatic. This is a day I've dreamed about for

a long time. There's an old coaches quote that says 'Luck is when preparation meets opportunity'. I feel like I'm prepared and have been prepared. Fortunately, the opportunity presented itself, and I'm excited to take what I think is a great program and help propel it to even greater heights," said Blankenship at his introductory press conference.

In four seasons as an assistant coach, Blankenship was a part of 36 victories, two straight Conference USA West Division titles (2007, 2008), shared one C-USA Western Division crown (2010), played in two C-USA Championship Games (2007, 2008), two GMAC Bowl Championships and the 2010 Sheraton Hawai'i Bowl Championship.

Blankenship was a key member of an offensive coaching staff that saw the Hurricane lead the nation in total offense two straight years, with an average of 543.9 yards in 2007 and an average of 569.9 yards in 2008. In 2007, Blankenship's receiving corps had three players total more than 1,000 yards on the season (Brennan Marion, Trae Johnson and Charles Clay). In 2010, Tulsa was once again among the national leaders in offense ranking fifth in total offense (505.6), sixth in scoring offense (41.3), 13th in passing offense (288.6) and 15th in rushing offense (216.9).

Blankenship headed up Tulsa's special teams for the previous three years, and nearly every area of special teams showed improvement each season. In 2010, Tulsa ranked first in punt return yardage defense, ninth in net punting, 10th in kickoff return yardage defense, 21st in punt returns and 48th in kickoff returns. The Hurricane punt coverage unit allowed just 1.5 yards on 19 returns for its' number one ranking.

A year earlier, Tulsa ranked eighth in NCAA statistics for punt returns, 29th for punt return defense and 33rd for net punting. He also coached the nation's No. 7 punter (Michael Such) and No. 8 punt returner (Damaris Johnson). For two consecutive seasons – 2009



BILL AND ANGIE BLANKENSHIP WITH THE GRANDKIDS

and 2010 – Damaris Johnson was the nation's all-purpose yardage leader.

In 2008, Tulsa's special teams ranked eighth in the nation for kickoff returns, while Damaris Johnson earned Freshman All-America honors as a kick return specialist.

After the 2008 campaign, Blankenship was recognized by the Oklahoma Chapter of the National Football Foundation and College Football Hall of Fame with the "Merv Johnson Integrity in College Coaching Award." He was inducted into the Oklahoma Coaches Association Hall of Fame in July 2009.

Before entering the collegiate coaching ranks, Blankenship spent 23 years as an Oklahoma High School coach. Blankenship resigned as the head football coach at Tulsa's Union High School in December 2005 after leading his team to a second consecutive state championship at the Oklahoma Class 6A school.

Before being appointed to the Tulsa coaching staff, Blankenship served as the state director of Oklahoma for the Coaches Outreach Ministry during his one year away from coaching.

As a head coach on the prep level, Blankenship compiled a 205-68 record, including an average of 10 wins per season for his last 20 years, appeared in the state championship game eight times and won three state titles. He was named the District Coach of the Year eight times, twice was selected as the Region Coach of the Year and served as head coach for the Oklahoma team at the 1998 Oil Bowl All-Star game.

He spent 14 years as the head football coach and athletic director at Union High School, where he registered a record of 154-26. His teams qualified for the state playoffs 14 times, reached the quarterfinals 10 times and made the semifinals in nine seasons. Blankenship's teams made the state championship game seven times.

He guided his Union team to Oklahoma Class 6A state titles in 2002, 2004 and 2005. Blankenship's teams at Union won eight straight district championships and had a 56-game home winning streak from 1997 through 2005.

Blankenship had more than 100 student-athletes receive college scholarships in his 14 seasons at Union High School.

Before moving to Union, Blankenship coached two seasons at Edmond Memorial High School, where his teams made two state playoff appearances. Before that, he posted a 34-17 mark in four seasons and made one state championship game appearance at Spiro High School. Blankenship also coached at Sapulpa High School as offensive coordinator in 1985 and was the head coach at Eastwood Christian School for the 1983 and 1984 seasons.

BLANKENSHIP AT TULSA

Year	Position	W-L	Pct.	Conference Finish	Bowl Game
2007	Wide Receivers	10-4	.714	1st/West	GMAC Bowl (win)
2008	Special Teams Coordinator	11-3	.786	1st/West	GMAC Bowl (win)
2009	RBs, Special Teams Coord.	5-7	.417	3rd/West	
2010	Sr. Associate Head Coach, RBs, Special Teams Coord.	10-3	.769	Tie-1st/West	Hawai'i Bowl (win)
2011	Head Coach	8-5	.615	2nd/West	Armed Forces Bowl (loss)
2012	Head Coach	11-3	.786	1st/Overall	AutoZone Liberty Bowl (win)

THE BLANKENSHIP FILE

PERSONAL

Birthdate: December 12, 1956

Birthplace: Fort Smith, Ark.

Hometown: Spiro, Okla.

Family: wife Angie; grown sons Josh, Caleb and Adam

Education: Biology degree at The University of Tulsa (1979); Master's degree at Northeastern State (1985)

PLAYING EXPERIENCE

The University of Tulsa (Quarterback), 1975-79. Red-shirted in 1976. Started at quarterback in both the 1977 and 1979 seasons.

BOWL GAMES AS A PLAYER

- 1976 Independence Bowl (Tulsa)

BOWL GAMES AS A COACH

- 2008 GMAC Bowl (Tulsa)
- 2009 GMAC Bowl (Tulsa)
- 2010 Sheraton Hawai'i Bowl (Tulsa)
- 2011 Bell Helicopter Armed Forces Bowl (Tulsa)
- 2012 AutoZone Liberty Bowl (Tulsa)



Blankenship credits a number of coaching influences in his life for this opportunity to coach the Tulsa Golden Hurricane.

"I think back to some defining moments in my career. I go back to F.A. Dry sitting in my living room in 1975 and giving me the chance to come to The University of Tulsa to be a quarterback. Later that month, Barry Switzer sat in my living room giving me the opportunity to go to Oklahoma. They ran the wishbone and he said they would let me be a quarterback, but that I would probably play defense. I respectfully declined because I wanted to play quarterback, and that has probably set this course in motion. I came here and I loved what I did," said Blankenship. "There were a number of coaches that had tremendous influences on me, from F.A. Dry and Jerry Rhome, who was my first quarterbacks coach, to John Cooper, a Hall of Fame coach, and Larry Coker, who was my last quarterbacks coach here. I was raised in a coaches household. My dad was a high school hall of fame coach. L.D. Johnson, also a high school hall of fame coach, coached me in high school. When you start putting all the pie-

es together, you can tell that I was blessed with the good fortune of being impacted by some tremendous people in my life."

Blankenship was a three-year letterman and quarterback at Tulsa during the 1975-79 seasons. After red-shirting in 1976, Blankenship started eight games in the 1977 season and six contests in 1979. During his playing career, he threw for 2,113 yards and eight touchdowns. Blankenship earned a bachelor's degree in biology in 1979, and received a master's degree from Northeastern State in 1985.

He and his wife, Angie, have three sons, all three of whom played college football. Their oldest son, Josh, played quarterback at Tulsa before earning All-America honors at Eastern Washington University, and is currently the head football coach at Muskogee (Okla.) High School. Caleb was an all-conference tight end at Tulsa, while their youngest son, Adam, played at Illinois State and is now the defensive ends coach on the Tulsa staff.

INTRO

PLAYERS

STAFF

REVIEW

C-USA OPPONENTS

HISTORY

RECORDS

Scott Downing
Assistant Head Coach,
Tight Ends Coach and
Special Teams
Coordinator



THIRD YEAR

Scott Downing is in his third season on the coaching staff at The University of Tulsa. He was named the Golden Hurricane Assistant Head Coach, Tight Ends Coach and Special Teams Coordinator on January 18, 2011.

Downing has 33 years of collegiate coaching experience. He has spent seven years as a head coach, 12 years as a coordinator and has coached in 17 bowl games.

In 2011, Downing coached a first-team all-conference place-kicker (Kevin Fitzpatrick) and second-team all-league tight end (Clay Sears). Fitzpatrick became the school's all-time scoring leader with 299 career points and had three 50+ field goals, while connecting on 15-of-18 field goals, in 2011. Sears' 37 receptions for 469 yards was the most for a Tulsa tight end since All-American Garrett Mills in 2005.

Last year, true freshman placekicker Daniel Schwarz became the school's top freshman scorer and earned 2012 Conference USA All-Freshman Team honors.

Before coming to Tulsa, Downing served as the head coach at the University of Northern Colorado (2006-10). Before that, he was the recruiting coordinator and tight ends coach at Nebraska (2003-05) for three years.

Previously, he served six years under Joe Tiller at Purdue University (1997-2002) as assistant head coach, special teams coordinator and running backs coach. Downing went to Purdue with Tiller after spending 10 seasons on the coaching staff at Wyoming (1987-96), where he held positions as linebackers coach for four years, defensive coordinator and linebackers coach for four years and assistant head coach, special teams coordinator and running backs coach for two seasons. Downing began his coaching career at Sterling College in 1980, spending the first two years as offensive line coach (1980-81) and the next two seasons as head coach (1982-83). He then made his first stop at Nebraska (1984-86) as a graduate assistant coach for two years and served one year as the head freshman coach.

During his tenure, Downing has coached six FBS first-team All-Americans, the 2001 Ray Guy Award winner, the Ray Guy Award finalist in 2003 and semifinalist in 2005, the Groza Award finalist in 2001 and semifinalist in 1996, and the Mosi Tatupu Special Teams Award finalist in 1998 and 2001.

Downing earned his bachelor's degree in history from Sterling College in 1979. He was a four-year letterwinner in football and served as team captain in 1977 and 1978.

Downing and his wife, Karen, have three sons: Matthew, Andrew and Zachary.

Alma Mater: Sterling (Kan.) College '79

Birthdate: November 7, 1956

Hometown: Kansas City, Mo.

College Coaching Experience: 33 years (1980-2012). Third year at Tulsa.

Playing Experience: A four-year letterman at Sterling College (1975-78). Served as team co-captain in 1977 and 1978.

Bowl Games as a Coach

- 1985 Sugar Bowl (Nebraska)
- 1986 Fiesta Bowl (Nebraska)
- 1987 Sugar Bowl (Nebraska)
- 1987 Holiday Bowl (Wyoming)
- 1988 Holiday Bowl (Wyoming)
- 1990 Copper Bowl (Wyoming)
- 1993 Copper Bowl (Wyoming)
- 1997 Alamo Bowl (Purdue)
- 1998 Alamo Bowl (Purdue)
- 2000 Outback Bowl (Purdue)
- 2001 Rose Bowl (Purdue)
- 2001 Sun Bowl (Purdue)
- 2002 Sun Bowl (Purdue)
- 2003 Alamo Bowl (Nebraska)
- 2005 Alamo Bowl (Nebraska)
- 2011 Bell Helicopter Armed Forces Bowl (Tulsa)
- 2012 AutoZone Liberty Bowl (Tulsa)

Denver Johnson
Assistant Head
Coach & Offensive
Line Coach



THIRD YEAR

A 1981 Tulsa graduate, Denver Johnson is in his third year as Assistant Head Coach and Offensive Line Coach at his alma mater. Johnson was named to the Tulsa coaching staff on January 18, 2011.

Johnson has spent a total of 28 years coaching college football. In the summer of 2012, Johnson was awarded the Merv Johnson Integrity in College Coaching Award by the Jim Thorpe Association.

In 2012, Tulsa's offense ranked fourth nationally for fewest sacks allowed, ninth for rushing offense, 21st for fewest tackles for lost yardage allowed and 28th for total offense. Tulsa's offensive tackles, seniors Brian DeShane and Jared Grigg, each earned first-team all-Conference USA honors, while three of Johnson's players have been named first-team all-league in his two seasons. Clint Anderson was a 2011 first-team all-league selection, while tackle Tyler Holmes was an honorable mention performer in 2011 and spent the 2012 season with the Minnesota Vikings.

Before joining the Tulsa staff, Johnson spent two seasons as the offensive line coach at the University of Colorado (2009-10). The Buffs' offensive unit jumped

66 spots in NCAA stats for fewest sacks allowed in 2010, while he coached offensive lineman Nate Solder who was the New England Patriots first round draft choice in 2011.

Before that, Johnson spent a total of 12 years as a head coach at two Football Championship Subdivision (FCS) schools, including nine years at Illinois State (2000-08) and the three seasons before that at Murray State (1997-99). He compiled an overall 69-66 career head coaching mark. Johnson recorded a 21-12 record at Murray State and won 48 games at Illinois State. His 2006 ISU team registered a 9-4 mark, the second most wins in school history, advanced to the FCS quarterfinals and finished the season with a No. 8 national ranking.

At Illinois State, his teams produced some of the most prolific offensive campaigns in school history by establishing 28 offensive records, including most points and the most rushing, passing and total yards in a single season.

His ISU teams produced 34 players who receiver All-America honors and 62 first-team All-Missouri Valley Football Conference selections.

Before his first head coaching stop, Johnson spent 11 years as an assistant coach after beginning his coaching career as a graduate assistant at Oklahoma State in 1985. He coached three years at Tennessee-Martin (1986-88), four years at Oklahoma State (1989-92), three seasons at Mississippi State (1993-95) and one year at Oklahoma (1996), coaching the offensive line at all four schools.

An all-Missouri Valley Conference offensive lineman as a senior for the Golden Hurricane, Johnson was an eighth round draft choice by the Tampa Bay Buccaneers in 1981. He spent two years (1981-82) with the Bucs and three seasons in the USFL, playing two years (1983-84) with the Los Angeles Express and the 1985 season with the Houston Gamblers. Johnson's USFL tenure included playing stints with quarterbacks Jim Kelly and Steve Young, who went on to stardom in the NFL.

Johnson earned his bachelor's degree in business management in 1981. He and his wife, Danita Kay, have two daughters: Taylor and Kelsey.

Alma Mater: Tulsa '81

Birthdate: October 17, 1958

Hometown: Seminole, Oklahoma

College Coaching Experience: 28 years (1985-12). Entering third year at Tulsa.

Playing Experience: Was a four-year letterwinner (1976-80). Earned all-conference honors in 1980.

Bowl Games as a Player

- 1976 Independence Bowl (Tulsa)

Bowl Games as a Coach

- 1985 Gator Bowl (Oklahoma State)
- 1993 Peach Bowl (Mississippi State)
- 1995 Peach Bowl (Mississippi State)
- 2011 Bell Helicopter Armed Forces Bowl (Tulsa)
- 2012 AutoZone Liberty Bowl (Tulsa)

Brent Guy

Defensive Coordinator and Linebackers Coach



THIRD YEAR

In his third season with the Golden Hurricane, Brent Guy serves as The University of Tulsa's Defensive Coordinator and Linebackers Coach. He was named to the position on January 21, 2011, and is in his 28th year in the collegiate coaching profession.

In 2012, the Tulsa defense led Conference USA in total defense (47.8 ypg) and was second in rushing defense (119.6), pass efficiency defense (119.8) and scoring defense (23.6). The Hurricane defense ranked third in the nation for quarterback sacks, fifth for tackles for lost yardage, 16th for rushing defense and 25th for total defense.

Tulsa's defense collected 53 sacks for -356 yards and 110 TFLs for -504 yards in 14 games during the 2012 campaign.

Before coming to Tulsa, Guy spent one season as the linebackers coach and recruiting coordinator at UNLV. Before that, he was the defensive coordinator and linebackers coach at Louisville for the 2009 season. Prior to his stint at Louisville, Guy spent four seasons as head coach of Utah State (2005-08) and produced 14 players that earned first or second-team All-Western Athletic Conference honors.

Guy went to Utah State from Arizona State where he was the defensive coordinator and linebackers coach for four years (2001-04). In 2002, the Sun Devils' defense was ranked 27th nationally against the run and in 2004 finished the season ranked 28th in run defense, 32nd in pass efficiency and 48th in both total and scoring defense. ASU went 9-3 in 2004 and defeated Purdue in the Sun Bowl, marking the Sun Devils' second bowl appearance in three years.

Before moving to Tempe, Guy was the defensive coordinator at Boise State from 1998-2000, helping the Broncos capture Big West Conference championships in 1999 and 2000. The Broncos went on to win consecutive Humanitarian Bowls after those seasons.

Under his guidance, Boise State led the Big West in total defense, rushing defense and scoring defense in both 1999 and 2000. In 1999, the Broncos ranked 28th in the nation in scoring defense allowing just 20.5 points per game.

Guy, who has now been a part of 11 post-season bowl teams in his playing and coaching career, had two stints coaching at his alma mater of Oklahoma State. After serving as a graduate assistant (1986-87) and recruiting coordinator (1988) there, Guy coached the Cowboy linebackers from 1989-91 and then again from 1995-97.

During his first stint at Utah State in 1992-94, working with the linebackers, the Aggies won a Big West

Conference Championship and posted the only bowl victory in school history, winning the 1993 Las Vegas Bowl, 42-33, against Ball State.

Guy began his playing career at Oklahoma State as a walk-on athlete in 1979. He started four games as a junior and was a starting linebacker in his senior season of 1982, when he totaled 106 tackles. Guy graduated from OSU with a degree in hotel and restaurant administration in 1983.

He and his wife, Shawn, have two children: Madison and Riley.

Alma Mater: Oklahoma State '83

Birthdate: September 5, 1960

Hometown: Booker, Texas

College Coaching Experience: 27 years (1986-2012). Entering third year at Tulsa.

Playing Experience: Was a three-year letterman at Oklahoma State (1980-82). Started his senior season at linebacker.

Bowl Games as a Player

1981 Independence Bowl (Oklahoma State)

Bowl Games as a Coach

1987 Sun Bowl (Oklahoma State)
 1988 Tokyo Coca-Cola Bowl (Oklahoma State)
 1988 Holiday Bowl (Oklahoma State)
 1993 Las Vegas Bowl (Utah State)
 1997 Alamo Bowl (Oklahoma State)
 1999 Humanitarian Bowl (Boise State)
 2000 Humanitarian Bowl (Boise State)
 2002 Holiday Bowl (Arizona State)
 2004 Sun Bowl (Arizona State)
 2011 Bell Helicopter Armed Forces Bowl (Tulsa)
 2012 AutoZone Liberty Bowl (Tulsa)

Greg Peterson

Offensive Coordinator and Receivers Coach



THIRD YEAR

Greg Peterson is in his third season on the coaching staff at The University of Tulsa. Peterson was named as the Golden Hurricane Offensive Coordinator and Receivers Coach on January 18, 2011.

Peterson has 29 years of collegiate coaching experience. During his career, he has coached in the Big 12, PAC-10, Mountain West and now Conference USA. Peterson has been a part of 13 bowl games in his coaching career, including 10 at Kansas State, one at Colorado State and two at Tulsa.

In 2012, Tulsa's offense led Conference USA and ranked ninth in the country for rushing (263.5 ypg), while finishing second in the league and 28th nationally for total offense (492.6 ypg). The Hurricane also ranked 30th nationally for scoring offense. During the 2011 campaign, the Hurricane offense also ranked among the nation's top-30 for total offense, scoring offense and rushing offense.

Before coming to Tulsa, Peterson spent the 2010 season as the offensive coordinator at Northern Colorado.

As Northern Colorado's offensive coordinator, the Bears scored the most points and had the highest rushing total in school history since becoming a Division I school, while also turning in the school's second-best total ever for passing and total yards.

Before his one year at Northern Colorado, Peterson spent two years as the offensive coordinator, recruiting coordinator and receivers coach at Colorado State. In his first year, the Rams averaged 396 yards per game to rank 41st nationally en route to an overall 7-6 record. In his tenure at CSU, Peterson coached two all-conference performers, one Biletnikoff Award candidate and had two receivers go on to the NFL.

Peterson spent two years at Washington State (2006-07) as tight ends coach and recruiting coordinator. At WSU, two of his players earned all-conference accolades and he had three tight ends move on to the NFL. Before that, Peterson served on Bill Snyder's staff at Kansas State for 12 years (1994-2005), where he was a part of 10 bowl teams. At KSU, he served in various capacities, including 11 seasons as kickoff return coordinator, receivers coach for 11 years, passing game coordinator for six years and co-offensive coordinator for two seasons.

In his tenure at Kansas State, Peterson coached nine all-conference receivers, eight All-Americans, eight Biletnikoff Award candidates and had 14 receivers go on to the NFL. He was a part of 109 wins in those 12 seasons with the Wildcats.

He began his coaching career at his alma mater as Nebraska Wesleyan's wide receiver coach in the 1984 campaign.

Peterson earned his bachelor's degree in business administration and physical education from Nebraska Wesleyan in 1984, and his master's degree in Education from Eastern Oregon in 1991.

Alma Mater: Nebraska Wesleyan '84

Birthdate: July 4, 1960

Hometown: Stromsburg, Nebraska

College Coaching Experience: 29 years (1984-2012). Entering third year at Tulsa.

Playing Experience: Played two years of football at Nebraska Wesleyan (1982-83), where he was an all-conference and All-America selection. Played three years of basketball at Nebraska Wesleyan (1978-81), where he earned all-conference honors.

Bowl Games as a Coach

1994 Aloha Bowl (Kansas State)
 1995 Holiday Bowl (Kansas State)
 1996 Cotton Bowl (Kansas State)
 1997 Fiesta Bowl (Kansas State)
 1998 Alamo Bowl (Kansas State)
 1999 Holiday Bowl (Kansas State)
 2000 Cotton Bowl (Kansas State)
 2001 Insight.com Bowl (Kansas State)
 2002 Holiday Bowl (Kansas State)
 2004 Fiesta Bowl (Kansas State)

2008	New Mexico Bowl (Colorado State)
2011	Bell Helicopter Armed Forces Bowl (Tulsa)
2012	AutoZone Liberty Bowl (Tulsa)

Dan Bitson

Running Backs Coach

SECOND YEAR



Former Golden Hurricane All-America receiver and McLain High School Head Football Coach Dan Bitson was appointed to the Tulsa coaching staff on January 20, 2012. He coaches the Hurricane running backs.

Bitson is in his second coaching stint at his alma mater and now has 17 years of collegiate coaching experience. He coached the Tulsa receivers in 2001 and 2002.

In 2012, Bitson coached a trio of running backs — Trey Watts, Ja'Terian Douglas and Alex Singleton — that combined for 2,844 yards and 34 touchdowns on the ground. Singleton became the school's all-time rushing touchdowns (43) and overall TD leader (44).

Before returning to TU, Bitson spent three years as the Head Football Coach at Tulsa's McLain High School. He led his 2011 team to a 6-4 record and an appearance in the Class 4A playoffs, while posting an 11-18 record in his three seasons. More impressive was the fact that 18 of the 21 seniors that Bitson coached went on to attend college, including 10 who played football on the collegiate level.

Bitson held collegiate coaching positions at Auburn from 2006 to 2008 as offensive quality control coach, at Kentucky as an offensive volunteer in 2005 and before that spent three seasons (2002-04) at Lincoln (Mo.) University as the offensive coordinator. In 2004, Lincoln had the nation's 15th-best rushing offense in Division II.

Before that, Bitson spent two years coaching Tulsa receivers in 2001 and 2002, where he mentored Donald Shoals and Romby Bryant. Shoals had 75 receptions for 908 yards in 2001, while Bryant, who later went on to a solid professional career in the Canadian Football League, caught 49 passes for 593 yards in the 2002 campaign.

Bitson spent six years (1994-99) as the receivers coach at Northwestern (La.) State, where he developed some of the most productive receivers in school history. He helped Northwestern State win Southland Conference titles in 1997 and 1998, while the Demons advanced to an NCAA I-AA quarterfinals in 1998 and the semifinals a year later. In the summer of 1995, Bitson worked an internship with the Oakland Raiders as he helped with the defensive line and running backs.

Prior to that, Bitson coached the running backs, line-backers and special teams at Trinity Valley Junior College in 1993. TVJC finished the season ranked fifth in

the NJCAA poll and won the Real Dairy Bowl.

Bitson was a two-time second-team All-America selection for the Tulsa in his collegiate career. Prior to the 1989 Independence Bowl, Bitson incurred injuries from a near-fatal automobile accident on Dec. 4. Thought that he would never play football again, Bitson underwent a long rehabilitation and returned to the football field for the 1991 season. In the opener that year, Bitson returned to the field and caught a four-yard pass on his first play against Southwest Missouri State.

Bitson ended his playing career as the school's second-leading receiver with 3,330 yards and 29 touchdown receptions. He was a second-team Associated Press All-American as a junior in 1989 with 73 catches for 1,425 yards and 16 touchdowns. In 1988, Bitson caught 52 passes for 1,138 yards and nine TDs, while earning second-team All-America merits from *The Sporting News*.

He was inducted into The University of Tulsa Athletic Hall of Fame as a member of the Class of 2007.

Bitson, who played prep football at Tulsa's Booker T. Washington High School, earned his bachelor's degree in physical education, health and recreation from TU in 1991. He received his master's degree in educational technology from Northwestern State in 2001.

Bitson and his wife, Dr. Estella Bitson, have one son: Taylor.

Alma Mater: Tulsa '91
Birthdate: December 8, 1968
Hometown: Tulsa, Oklahoma
College Coaching Experience: 17 years (1993-2008, 2012). Entering second year at Tulsa.
Playing Experience: Three-year starter at receiver for Tulsa (1987-89, 91). Was a second-team All-America performer in 1988 and 1989.

Bowl Games as a Player

1989	Independence Bowl (Tulsa)
1991	Freedom Bowl (Tulsa)

Bowl Games as a Coach

2006	Cotton Bowl (Auburn)
2007	Chick-fil-A (Auburn)
2012	AutoZone Liberty Bowl (Tulsa)

Adam Blankenship

Defensive Ends Coach

THIRD YEAR



Adam Blankenship is in his third season at The University of Tulsa as Defensive Ends Coach for the Golden Hurricane. He was named to the Tulsa coaching staff on January 21, 2011.

In his first two years, Blankenship has coached three players who have earned all-conference honors and two all-freshman team selections, while the defensive end position has combined for 66 stops for lost yardage and 36.5 quarterback sacks under Blankenship's tutelage.

A pair of 2012 seniors earned all-Conference USA merits, including first-team selection Cory Dorris and second-team performer Jared St. John. In 2011, senior Tyrunn Walker was a first-team all-conference selection. Brentom Todd in 2011 and Derrick Alexander in 2012 were named to the C-USA All-Freshman team, respectively. As seniors, Walker and St. John were top-20 finalists for the Ted Hendricks Award, which goes to the nation's top defensive end.

Blankenship came to Tulsa after two seasons coaching in the Oklahoma High School ranks. He spent two seasons (2009-10) coaching the defensive line at two-time Oklahoma Class 6A state champion Union High School. He also served as a summer camp instructor at Tulsa Union High School for four years and at Illinois State three summers.

A former Union High School letterman and first-team all-state selection as a prep senior, Blankenship attended the University of Nebraska for two years (2004-05) before transferring to Illinois State. He earned three letters with the Redbirds and was team captain as a senior in 2008.

During three seasons at ISU, Blankenship was credited with 60 tackles, 10 quarterback hurries and 9.5 stops for -38 yards, while starting 28 career games. He was named to the All-Valley Football Newcomer team in 2006 and served as team captain as a senior in 2008.

In his prep career, Blankenship earned first-team all-state honors from the Tulsa World and the Oklahoma Coaches Association (OCA) as a senior defensive end. Blankenship helped Union to a 12-1 record his senior season and a state semifinal appearance in Class 6A. He finished with 85 tackles, had 10 sacks and recovered three fumbles as a senior. A year earlier, Union was a perfect 14-0 and captured the class 6A state title in his junior season. Blankenship totaled 86 tackles, including eight sacks, and recovered four fumbles in Union's championship season.

Blankenship was inducted into the Tulsa Union High School Hall of Fame in January 2011.

Blankenship earned a degree in communication studies in December 2008 from Illinois State. He is the youngest son of Tulsa Head Coach Bill Blankenship.

Alma Mater: Illinois State '08
Birthdate: June 17, 1985
Hometown: Tulsa, Okla.
College Coaching Experience: 2 year (2011-2012). Entering third year at Tulsa.
Playing Experience: Three-year starter as a defensive end at Illinois State (2006-08). Earned All-Valley Newcomer Team honors in 2006.

Bowl Games as a Player

2005 Alamo Bowl (Nebraska)

Bowl Games as a Coach

2011 Bell Helicopter Armed Forces Bowl (Tulsa)

2012 AutoZone Liberty Bowl (Tulsa)

Jess Loepp Safeties Coach and Recruiting Coordinator

FIFTH YEAR



Jess Loepp is in his third stint at The University of Tulsa and has served a total of eight years on the Tulsa football staff. He coaches safeties and serves as Recruiting Coordinator for the Golden Hurricane.

Loepp spent his first three seasons as a graduate assistant coach (2003-05), one year as the Director of High School Relations (2009) and is now in his fifth year as a full-time assistant coach (2007, 2010-present).

During his tenure with the Hurricane, Loepp has now been a part of six bowl games — 2003 Humanitarian Bowl, 2005 and 2012 AutoZone Liberty Bowls, 2008 GMAC Bowl, 2010 Sheraton Hawai'i Bowl and the 2011 Bell Helicopter Armed Forces Bowl. He has also been a part of Tulsa's two Conference USA Championship seasons in 2005 and 2012.

Under Loepp's tutelage, Dexter McCoil became the school's career-leader for interceptions in 2012 and along with fellow safety Demarco Nelson earned all-conference accolades. In 2011, the Tulsa defense ranked 12th nationally for interceptions and 25th for turnovers gained. In 2010, Tulsa ranked first in NCAA statistics for interceptions with 24 pickoffs, second in turnover margin and third in turnovers gained.

In 2009, Loepp returned to Tulsa and served as the school's Director of High School Relations.

Before returning to Tulsa, Loepp was an assistant football coach and strength coordinator at Lake Travis High School in Texas during the 2008 campaign. He helped lead that team to the Class 4A Division I State Championship, a 16-0 record and a top-10 ranking in most national prep polls, with the highest being third nationally.

In 2007, Loepp was in his second stint with the Hurricane, while coaching safeties and serving as Tulsa's recruiting coordinator. He helped Tulsa post a 10-4 record, reach the Conference USA Championship game and win the GMAC Bowl.

Loepp spent the 2006 season as an assistant coach at Rice University, where he coached the Owls safeties and served as recruiting coordinator. At Rice, he helped coach a team that made a bowl game appearance for the first time in 45 years.

Loepp first came to Tulsa in 2003 when he served as a defensive graduate assistant coach for three years.

Before his first stint at Tulsa, Loepp held his first coaching position at the Oklahoma Bible Academy in Enid as a volunteer assistant coach. He coached the linebackers and receivers. Loepp attended the University of Central Oklahoma and was an all-Lone Star Conference performer at linebacker. He helped UCO win league titles in 1998 and '99. He earned his bachelor's degree at UCO in 2000 and completed his graduate work at Tulsa in 2005.

He and his wife, Kelly Lynn, have two sons, Easton and Brooks.

Alma Mater: Central Oklahoma '00

Birthdate: November 18, 1977

Hometown: Turpin, Okla.

College Coaching Experience: 9 years (2003-07, 2009-12). Entering fifth year since returning to Tulsa in 2009.

Playing Experience: Played linebacker at Central Oklahoma (1996-00) and was an all-conference performer once and academic all-conference selection for two years.

Bowl Games as a Coach

2003 Humanitarian Bowl (Tulsa)

2005 AutoZone Liberty Bowl (Tulsa)

2006 R&L Carriers New Orleans Bowl (Rice)

2008 GMAC Bowl (Tulsa)

2010 Sheraton Hawaii Bowl (Tulsa)

2011 Bell Helicopter Armed Forces Bowl (Tulsa)

2012 AutoZone Liberty Bowl (Tulsa)

Calvin Thibodeaux Defensive Tackles Coach

SECOND YEAR



Calvin Thibodeaux is in his second season on the Tulsa coaching staff. He was named defensive tackles coach on February 6, 2012.

Last year, Thibodeaux coached two-year starters Daeshon Bufford and honorable mention all-C-USA performer Derrick Jackson at the tackle positions, as the duo combined to total 17.5 TFLs for -82 yards and 8.5 quarterback sacks for -57 yards.

A 2006 graduate of the University of Oklahoma and four-year letterman on the Sooner football team, Thibodeaux helped the Sooners win three Big 12 Championships while making four trips to BCS bowl games, including the national championship game twice — 2003 Rose Bowl, 2004 Sugar Bowl, 2005 Orange Bowl and 2007 Fiesta Bowl.

Thibodeaux is coaching at the site where he opened his collegiate playing career. His first game as a true

freshman was played at Tulsa's H.A. Chapman Stadium on August 30, 2002 as the No.1-ranked Oklahoma Sooners opened the season against the Hurricane.

Thibodeaux spent the 2011 season coaching the defensive line at Dartmouth College, helping the Big Green post its first winning season in Ivy League play in seven seasons. He coached first-team all-Ivy League and first-team All-New England defensive tackle Eddie Smith.

Before that, Thibodeaux spent the 2010 campaign as the defensive line coach for Navarro College, which posted an 11-1 record and won the National Junior College Athletic Association (NJCAA) national championship. The Navarro defense produced 41 sacks, while the rushing defense ranked 11th nationally and total defense ranked 12th. Thibodeaux tutored NJCAA All-American and Championship Game Defensive MVP Toby Jackson.

Prior to his stint at Navarro, Thibodeaux served as a graduate assistant coach at the University of Houston for two seasons (2008-09), working specifically with the defensive line and the outside linebackers. During his first year with the Cougars, defensive end Phillip Hunt, who amassed 14.0 sacks, was named the Conference USA Defensive Player of the Year.

During his Oklahoma playing career Thibodeaux was named all-Big 12 in the 2005 season after leading the Big XII Conference with 10 sacks, the fifth most in Sooner history. He earned his bachelor's degree in public affairs and administration in December 2006.

A native of Houston, Texas, Thibodeaux signed with the Calgary Stampeders in the Canadian Football League, playing in two preseason games.

He and his wife, Terrika, have one son, Camar.

Alma Mater: Oklahoma '06

Birthdate: September 26, 1983

Hometown: Houston, Texas

College Coaching Experience: 5 years (2008-12). Entering second year at Tulsa.

Playing Experience: Four-year letterwinner and two-year starter at defensive end for Oklahoma (2002-06). Was an all-Big XII Conference selection in 2005.

Bowl Games as a Player

2003 Rose Bowl (Oklahoma)

2004 Sugar Bowl (Oklahoma)

2005 Orange Bowl (Oklahoma)

2007 Fiesta Bowl (Oklahoma)

Bowl Games as a Coach

2008 Bell Helicopter Armed Forces Bowl (Houston)

2009 Bell Helicopter Armed Forces Bowl (Houston)

2012 AutoZone Liberty Bowl (Tulsa)

INTRO

PLAYERS

STAFF

REVIEW

C-USA

OPPONENTS

HISTORY

RECORDS

Darnell Walker, Sr.
Cornerbacks Coach

SECOND YEAR



Former NFL cornerback, Darnell Walker, Sr. is in his second year as a member of the Tulsa coaching staff. He was appointed as the Golden Hurricane cornerbacks coach on February 28, 2012.

Walker came to Tulsa following three years coaching the defensive backs at Southwest Baptist (Mo.) University. He helped the Bearcats post three straight winning seasons and compile 19 victories in that time span. Before that, Walker spent six seasons at Bacone College in Muskogee, Oklahoma, as the Warriors defensive secondary coach.

Before entering the coaching ranks, Walker spent eight seasons in the NFL playing cornerback. He was a seventh round pick, the 178th overall selection, in the 1993 NFL Draft and spent his first four years with the Atlanta Falcons (1993-96). He enjoyed three of his best years with the San Francisco 49ers (1997-99) as he started 35 games and totaled eight interceptions.

Walker closed out his NFL career in 2000 with the Detroit Lions. He finished his career with 369 tackles, 16 interceptions and two touchdowns in 119 games played and 66 starting assignments.

A native of St. Louis, Missouri, Walker was a three-year letterwinner at the University of Oklahoma (1990-92) after spending 1½ years at Coffeyville (Kan.) Community College. He was named the UPI's Big Eight Defensive Newcomer of the Year in 1990, while earning first-team all-Big Eight and honorable mention All-America accolades in 1992. Walker recorded 11 interceptions for 201 return yards and one touchdown in his career with the Sooners.

Walker completed his bachelor's degree in general studies at Northeastern (Okla.) State.

Walker has two children, a son, Darnell Jr., who is a red-shirt freshman at The University of Tulsa in 2012, and a daughter, Derra.

Alma Mater: Northeastern State

Birthdate: January 17, 1970

Hometown: St. Louis, Mo.

College Coaching Experience: 10 years (2003-12). Entering second year at Tulsa.

Playing Experience: Three-year letterwinner and starting cornerback for Oklahoma (1990-92). Was the Big Eight Defensive Newcomer of the Year in 1990, all-Big Eight and Honorable Mention All-America in 1992.

Bowl Games as a Player

1991 Gator Bowl (Oklahoma)

Bowl Games as a Coach

2012 AutoZone Liberty Bowl (Tulsa)

Kyle Grooms
Director of Football Operations

THIRD YEAR



Former University of Tulsa football student-athlete Kyle Grooms is in his third year as Director of Football Operations for the Golden Hurricane. He was named to his present position on July 15, 2011.

Before returning to his alma mater, Grooms spent one year working for Caption Colorado, a real time closed captioning business in Greenwood Village, Colorado.

Grooms originally came to The University of Tulsa as a walk-on football athlete in 2003 and after red-shirting that season played in 44 games. He was put on scholarship in his junior season.

In his five years as a student-athlete, Grooms was involved in four Bowl games with the Hurricane. The receiver completed his career with 12 receptions for 111 yards and three touchdowns. As a senior in 2007, Grooms caught six passes for 56 yards with two going for TDs.

A native of Englewood, Colorado, Grooms received his bachelor's degree from TU in marketing in 2008. He also earned a master's degree in business in 2010, while working as a graduate assistant in the Tulsa athletics office for two years.

Alma Mater: Tulsa '08

Birthdate: November 4, 1984

Hometown: Englewood, Colorado

Playing Experience: Played wide receiver at Tulsa (2003-07) and lettered three years.

Bowl Games as a Player

2003 Humanitarian Bowl (Tulsa)
2005 AutoZone Liberty Bowl (Tulsa)
2006 Armed Forces Bowl (Tulsa)
2008 GMAC Bowl (Tulsa)

Bowl Games as Director of Football Operations

2011 Bell Helicopter Armed Forces Bowl (Tulsa)
2012 AutoZone Liberty Bowl (Tulsa)

Clint Rountree
Director of High School Relations

THIRD YEAR



Clint Rountree, a 2006 graduate of The University of Tulsa, is in his third season as the Director of High School Relations for the Golden Hurricane. He was appointed to his present position on January 21, 2011.

He is in his fourth year at his alma mater. In 2010, Rountree was a defensive graduate assistant coach as he assisted with coaching the Tulsa linebackers. Following his playing career, Rountree spent the 2005 Conference USA Championship season as a student assistant with the Hurricane and was a graduate assistant coach in the 2006 campaign, as he assisted with coaching the defensive secondary both years.

Rountree has been involved in seven Bowl games, including one as a player and five as a staff member. He played in the Humanitarian Bowl following the 2003 season, while he was on the Tulsa staff for the 2005 Liberty Bowl, 2006 Armed Forces Bowl, 2010 Sheraton Hawai'i Bowl, 2011 Bell Helicopter Armed Forces Bowl and the 2012 AutoZone Liberty Bowl. He also coached in the 2007 Division II Rotary Bowl with Colorado Mines.

In the 2007 season, Rountree served as the wide receivers coach at Colorado School of the Mines, helping that school post a 7-5 record and finish No. 1 for pass offense in the Rocky Mountain Athletic Conference.

Rountree then moved to Delta State (Miss.) University, where he spent two seasons (2008-09) as the defensive secondary coach. In 2008, Delta State won the conference championship, posted a 10-2 record and finished the season ranked No. 6 nationally in NCAA Division II. The Delta State defense ranked No. 1 in the Gulf South Conference during the 2008 campaign, while in 2009 ranked No. 2 in pass defense efficiency.

Rountree was a four-year letterwinner for Tulsa from 2001-04. He began his collegiate career as a receiver and moved to the defensive secondary as a sophomore. Rountree played in 48 career games, while starting 27 contests for the Hurricane.

He earned his bachelor's degree in exercise sports science in 2006.

His wife's name is Torre.

Alma Mater: Tulsa '06

Birthdate: April 20, 1982

Hometown: Tahlequah, Oklahoma

College Coaching Experience: 8 years (2005-12), including two years as Director of High School Relations.

Playing Experience: Was a four-year letterwinner and two-year starting safety at Tulsa (2001-04).

Bowl Games as a Player

2003 Humanitarian Bowl (Tulsa)

Bowl Games as a Coach

2005 AutoZone Liberty Bowl (Tulsa)
2006 Armed Forces Bowl (Tulsa)
2007 Rotary Bowl – Div. II (Colorado Mines)
2010 Sheraton Hawaii Bowl (Tulsa)
2011 Bell Helicopter Armed Forces Bowl (Tulsa)
2012 AutoZone Liberty Bowl (Tulsa)

Dave Polanski
 Assistant Athletics
 Director for Student-
 Athlete Performance
 and Head Athletic
 Trainer



15TH YEAR

Dave Polanski came to The University of Tulsa as head athletic trainer in 1999 and currently serves as the school's Assistant Athletics Director for Student Health and Performance, a position he has held since 2007.

Polanski is responsible for the Student-Athlete Performance Center at Tulsa, including overseeing the sports medicine and strength & conditioning departments. He organizes the medical coverage of 18 intercollegiate sports and serves as the head athletic trainer for football.

Before coming to Tulsa, Polanski spent five years at UCLA where he began as an assistant trainer for the football program, and spent one year handling all medical aspects for the men's basketball team. Previously, he served one year (1993-94) as the athletic trainer for basketball, women's lacrosse and men's soccer at William & Mary College.

Prior to that, he was the head athletic trainer at St. Andrew's Presbyterian College of the NAIA where he spent the 1992-93 season.

Polanski received his bachelor's degree in athletic training from Purdue in 1990, and his master's degree in athletic training for Arizona in 1992.

He and his wife, Krista, have two daughters: Aileen and Naomi.

Adam Davis
 Director of Strength
 and Conditioning



SECOND YEAR

Adam Davis is in his second year as The University of Tulsa's Director of Strength & Conditioning. He works directly with the Golden Hurricane football program and oversees all aspects of Tulsa's strength & conditioning program for all student-athletes.

Before coming to Tulsa, Davis spent the past five years as a member of the Baylor University Athletic Performance staff under the leadership of Kaz Kazadi, a 1997 graduate and three-year starting linebacker at The University of Tulsa. During his final four years at Baylor, Davis served as the Bears' associate director of athletic performance and before that was assistant strength & conditioning coach for one year.

As associate director, Davis assisted with the football team, directed the training of volleyball, served as the Director of the Iron Bear Club, and oversaw Football's Sports Nutrition Department.

Before joining the Baylor staff, Davis spent one year as the director of strength & conditioning at Loras College, where he directed the strength & conditioning program for over 300 NCAA Division III student-athletes.

Prior to that, Davis spent six months as an assistant strength & conditioning coach for the football program at Iowa State. Before that, he served as a graduate assistant strength & conditioning coach at Illinois State. During that time, he worked with the sports of swimming, women's diving, gymnastics, men's & women's tennis and women's soccer.

Davis is a member of the National Strength & Conditioning Association (NSCA), USA Weightlifting (USAW) and the Collegiate Strength & Conditioning Coaches Association (CSCCa).

Davis earned his bachelor's degree in physical education and exercise science in May 2004 from Luther College, where he was a four-year letterman on the football team. He received a master's degree from Illinois State in exercise physiology in May 2006.

Football Support Staff



Micki Heatly
 Administrative
 Assistant to the
 Head Coach



Megan Hoffman
 Administrative
 Assistant



Rex Blankenship
 Director of Player
 Development



D.J. Welte
 Director of Video
 Services



Russ Hoffman
 Head Equipment
 Manager



David Johnson
 Offensive Graduate
 Assistant/Quarterbacks



Stafford Davis
 Offensive Quality
 Control



Antonio Graham
 Defensive Graduate
 Assistant



Luke Olson
 Defensive Graduate
 Assistant



Corey Heinz
 Defensive Quality
 Control



Tom Ososkie
 Scouting Advisor



Ravi Savitala
 Football Operations

INTRO

PLAYERS

STAFF

REVIEW

C-USA

OPPONENTS

HISTORY

RECORDS

Dr. Steadman Upham

President



Steadman Upham currently serves as the 19th president of The University of Tulsa, first arriving at TU in 2004. Prior to coming to Tulsa, he served as president and chief executive officer of Claremont Graduate University, a research university and a member of the Oxford-style consortium known as The Claremont Colleges in Claremont, California.

Upham received his Ph.D. degree in anthropology in 1980 from Arizona State University. In 1981, he joined New Mexico State University where he was chief archaeologist and assistant professor of archaeology. He achieved the rank of tenured professor of archaeology in 1989.

Before leaving New Mexico State in 1990, he served as the faculty affiliate, Center for Social Research (1985–90); curator of Archaeology, University Museum (1984–90); and associate dean of the Graduate School (1987–90). From 1990 to 1998, Upham served as vice provost for research and dean of the Graduate School and professor of anthropology at the University of Oregon.

Upham is a widely published archaeologist, having written or edited 10 books and more than 75 book chapters and journal articles. In 2001, he received the Academy Gold Medal of Honor by the Academy of Transdisciplinary Learning and Advance Studies. He was named to the Graduate College Hall of Fame by Arizona State University and named an ASU Distinguished Alumnus in 1998.

The University of Oregon presented Upham its Martin Luther King, Jr. Award and Director's Award for Service and Achievement in 1998. His teaching skills were recognized by New Mexico State University, which presented him the Donald C. Roush Award for Excellence in Teaching in 1987, and a year later named him a Master Teacher.

Upham's extensive professional service and accomplishments have included commissioner of the Western Association of Schools and Colleges; chairman of the Board of Directors of the Council of Graduate Schools; president, National Physical Science Consortium; director of The American Mutual Funds; director of the St. Francis Health System; director of the Tulsa Chamber of Commerce; director of the American Council on Education; director of the National Collegiate Athletic Association, and member of the Fund for the Improvement of Postsecondary Education National Board.

During the past decade, TU has achieved a remarkable transformation. It is ranked No. 83 among all U.S. doctoral universities and among the top 50 pri-

vate universities by *U.S. News and World Report*. TU also has added more than 1 million square feet of usable space, including student apartments and activity centers, academic and administrative buildings, and athletic facilities, among others. The university's seven-year Embrace the Future campaign wrapped up last year, raising more than \$698 million. Thanks to the campaign, TU has created: \$119 million in scholarship endowments; 1,182 new awards; \$87 million in faculty endowments; and 47 new endowed positions.



Dr. Derrick Gragg

Vice President and Director of Athletics



Dr. Derrick Gragg was named as The University of Tulsa's Vice President and Director of Athletics on March 20, 2013, and began his tenure with the Golden Hurricane 39 days later.

Before coming to Tulsa, Gragg spent seven years as the Director of Athletics at Eastern Michigan University, where he was responsible for an intercollegiate athletic program with 21 teams, 550 student-athletes and 80 staff members. Gragg's experience covers 20 years in progressively advanced roles at the universities of Arkansas, Michigan, Missouri and Vanderbilt.

"We are extremely pleased to announce that Dr. Derrick Gragg will be joining TU as our new director of athletics. Our search committee was presented with an impressive field of applicants for this position, and Derrick stood out as an exceptional candidate," said TU President Steadman Upham when announcing Gragg's appointment. "Derrick's history of integrity and excellence is well-suited to keep our university and its athletic program moving forward. He will be an enthusiastic and dedicated leader for Golden Hurricane student-athletes and their coaches."

"My family and I are tremendously excited to be part of The University of Tulsa. This is a wonderful opportunity to lead a program of this caliber," Gragg said at the introductory news conference. "The university's combination of academic and athletic success dovetails perfectly with my own personal and professional core values. We are eager to become an integral part the Tulsa community and the TU family."

Under Gragg's leadership, Eastern Michigan enjoyed successful campaigns not only on the field, but also in the classroom. EMU athletic teams accumulated 22 Mid-American Conference (MAC) championships in that time. Meanwhile, Eastern Michigan's student-athlete graduation rate exceeded the general student body graduation rate by 20%. Impressively the EMU student-athletes posted the highest cumulative grade point average in history four consecutive semesters during Gragg's tenure.

Eastern Michigan also saw its athletic fundraising levels reach new heights with four of the top five funding years occurring under Gragg's tenure as athletic director. Additionally, Gragg spearheaded the construction of EMU's \$3.9 million multipurpose indoor athletic practice facility and was nationally recognized for his leadership, earning the Black Coaches & Administrators (BCA) Administrator of the Year Award in 2008-09.

Gragg spent six years at the University of Arkansas before his appointment at Eastern Michigan. He joined

Arkansas in 2000 as an associate athletic director and was promoted to senior associate athletic director in 2003 and then to deputy athletic director. In his tenure at Arkansas, Gragg was involved in various areas including: athletic administration, sport program oversight, marketing, sports information, recruitment, budgeting, student-athlete support, compliance, facilities and game management, fund-raising and research.

Before that, Gragg spent three years as assistant athletic director for compliance at Michigan beginning his tenure in 1997. Previously, he was the director of compliance and operations at Missouri from 1995-97. During his two years in Columbia, he was the game event manager for 10 Olympic sports programs and chairman of the Big 12 Compliance Coordinators Group during his last year as compliance coordinator at the university.

Gragg began his career in athletic administration at his alma mater, Vanderbilt, where he served from 1993 to 1995 as an academic counselor before adding the title of director of student life in his final year.

During his career, Gragg has published several articles and editorials on intercollegiate athletics as well as a nationwide study on sports-related gambling. He has been a presenter and panelist at events such as the NCAA Future Coaches Academy, Champions for Athletic Directors and Football Coaches, and the NCAA Annual Convention. Gragg also authorized two Title IX studies while demonstrating continual improvement in

Title IX compliance and gender equity issues.

He is a former member of the NCAA's Minority Opportunities & Interests Committee, having served as co-chair of the committee in 2004-05. Gragg recently served as a member of the NCAA's Legislative Council and is currently a member of the NACDA Division I-A Athletic Directors Scholarship Ad Hoc Steering Committee. He will also serve as a member of the American Athletic Conference Athletic Directors Council.

A former collegiate wide receiver, Gragg lettered four years at Vanderbilt while earning his bachelor's degree in human development in 1992. He earned his master's degree in sports administration from Wayne State University in 1999. Gragg received his doctorate in higher education administration from the University of Arkansas in May of 2004 and also taught several college courses during his tenure there as an athletic administrator.

A native of Huntsville, Ala., Gragg was inducted into the Huntsville-Madison County (Ala.) Athletic Hall of Fame in 2010. He is a member of the National Association of Collegiate Directors of Athletics (NACDA) and the Black Coaches and Administrators (BCA).

Gragg, 43 (11-19-69), and his wife, Sanya, have three children: daughter DeSha, and sons Avery and Phillip-Raymond.



INTRO

PLAYERS

STAFF

REVIEW


C-USA

OPPONENTS

HISTORY

RECORDS

NOTES



REVIEW



Tulsa players hoist the AutoZone Liberty Bowl Trophy following a 31-17 victory over Iowa State on December 31, 2012.

INSIDE

2012 Game-by-Game Review	62-68	2012 Starting Lineups	74
2012 Season Results	69	2012 Team Game-by-Game Summaries	75
2012 Team and Individual Statistics	69-72	2012 Individual Game-by-Game Offensive Stats	76
2012 Tulsa Individual Superlatives	73	2012 Individual Game-by-Game Tackle Chart	77
2012 Tulsa and Opponent Season Highs and Lows	73	2012 Participation Chart	78
2012 Opponent Individual Superlatives	74		

GAME 1

Iowa State 38, Tulsa 23

September 1, 2012 • Jack Trice Stadium
Ames, Iowa • Attendance: 54,931

AMES, Iowa — Tulsa opened the season with a trip to Ames, Iowa, to take on Iowa State. The Cyclones overcame a 16-7 first quarter deficit and held off a fourth quarter comeback attempt by Tulsa for a 38-23 victory in front of 54,931 fans at Jack Trice Stadium.



The Golden Hurricane led 16-7 after one quarter, but the Cyclones turned the tide in the second quarter outscoring the Hurricane 17-0 to take a 24-16 halftime lead. The Cyclones extended its lead to 31-16 in the third quarter, and held on for the eventual victory.

Cody Green passed for 198 yards and Trey Watts rushed for 125 yards, while Bryan Burnham caught nine passes for 90 yards.

SCORE BY QUARTERS

	1	2	3	4	Fnl
Tulsa	16	0	0	7	23
Iowa State	7	17	7	7	38

INDIVIDUAL LEADERS

Rushing

TU – Trey Watts, 10-125, Ja'Terian Douglas 11-57-1 TD

ISU – Shontelle Johnson, 18-120-1 TD

Passing

TU – Cody Green, 23-of-49 for 198, 2 INT, 2 TD

ISU – Steele Jantz, 32-of-45 for 281, 1 INT, 2 TD

Receiving

TU – Bryan Burnham, 9-90

ISU – Josh Lenz, 8-96-1 TD

	TU	ISU
First Downs	16	28
Total Net Yards	358	441
Offensive Plays	83	90
Yards Per Play	4.3	4.9
Rushes/Net Yards	34-160	45-160
Net Passing Yards	198	281
Passes Comp/Att.	23-49	32-45
Had Intercepted	2	1
Punts/Average	10-39.1	9-43
Penalties/Yards	6-60	4-23
Fumbles/Lost	0-0	0-0
Sacks by	4-37	2-17
3rd Down Conv/Att.	8-22	7-17
4th Down Conv/Att.	1-3	0-0
Possession Time	27:42	32:18

SCORING SUMMARY

Qtr	Time	Team	Pl-Yrd	Score
1	7:51	ISU	Josh Lenz 43 pass from Steele Jantz (Arceo kick)	0-7
1	6:39	Tulsa	Safety, Brentom Todd tackled Jeff Woody in end zone	2-7
1	2:31	Tulsa	Ja'Terian Douglas 1 run (Green pass to Roberson)	10-7
1	0:14	Tulsa	Thomas Roberson 6 pass from Cody Green (Schwarz BLK)	16-7
2	11:55	ISU	Steele Jantz 6 run (Arceo kick)	16-14
2	9:18	ISU	Ernst Brun 7 pass from Steele Jantz (Arceo kick)	16-21
2	0:00	ISU	Edwin Arceo 30 FG	16-24
3	5:08	ISU	James White 6 run (Arceo kick)	16-31
4	9:12	Tulsa	Keyarris Garrett 4 pass from Cody Green (Schwarz kick)	23-31
4	2:00	ISU	Shontrelle Johnson 5 run (Arceo kick)	23-38

GAME 2

Tulsa 45, Tulane 10

September 8, 2012 • H.A. Chapman Stadium
Tulsa, Okla. • Attendance: 17,880

TULSA, Okla. — In Tulsa's home opener, Cody Green passed for 274 yards and two touchdowns, and Alex Singleton rushed for 102 yards and three scores as the Golden Hurricane defeated Tulane, 45-10, at H.A. Chapman Stadium in the first Conference USA game for the two teams.



Tulane scored a field goal on its first drive of the game, but Tulsa converted its final five drives of the first half into touchdowns to take a 35-3 lead into the break. The Hurricane outscored the Green Wave, 10-7, in the second half.

Tulsa totaled 651 yards for the game, and held the Green Wave to 177 yards. The Hurricane defense totaled six sacks and 12 tackles for lost yardage.

SCORE BY QUARTERS

	1	2	3	4	Fnl
Tulsa	14	21	0	10	45
Tulane	3	0	0	7	10

INDIVIDUAL LEADERS

Rushing

TU – Alex Singleton, 14-102-3 TD, Trey Watts, 12-92

TLN – Rob Kelley, 9-38

Passing

TU – Cody Green, 16-of-26 for 274, 2 TD

TLN – Devin Powell, 8-of-16 for 110, 1 TD

Receiving

TU – Keyarris Garrett, 4-73

TLN – Ryan Grant, 5-109-1 TD

	TU	TLN
First Downs	31	11
Total Net Yards	641	177
Offensive Plays	87	58
Yards Per Play	7.5	3.1
Rushes/Net Yards	55-364	29-7
Net Passing Yards	287	170
Passes Comp/Att.	17-32	15-29
Had Intercepted	0	0
Punts/Average	3-33.3	10-37.9
Penalties/Yards	4-26	3-20
Fumbles/Lost	0-0	1-1
Sacks by	6-44	0-0
3rd Down Conv/Att.	7-14	4-16
4th Down Conv/Att.	1-1	0-1
Possession Time	29:21	30:39

SCORING SUMMARY

Qtr	Time	Team	Pl-Yrd	Score
1	8:31	Tulane	Cairo Santos 49 FG	0-3
1	2:52	Tulsa	Alex Singleton 2 run (Schwarz kick)	7-3
1	0:24	Tulsa	Alex Singleton 1 run (Schwarz kick)	14-3
2	13:54	Tulsa	Thomas Roberson 74 pass from Cody Green (Schwarz kick)	21-3
2	8:58	Tulsa	Jordan James 16 pass from Cody Green (Schwarz kick)	28-3
2	4:48	Tulsa	Alex Singleton 2 run (Schwarz kick)	35-3
4	7:39	Tulsa	Kalen Henderson 5 run (Schwarz kick)	42-3
4	4:26	Tulsa	Daniel Schwarz 45 FG	45-3
4	3:30	Tulane	Ryan Grant 66 pass from Devin Powell (Santos kick)	45-10

GAME 3

Tulsa 66, Nicholls State 16

September 15, 2012 • H.A. Chapman Stadium
Tulsa, Okla. • Attendance: 19,139

TULSA, Okla. — Tulsa stepped back out of conference play and defeated Nicholls State, 66-16, at H.A. Chapman Stadium. Ja'Terian Douglas rushed for 163 yards and two touchdowns on just five carries, and Cody Green passed for 130 yards and two scores. Two of Douglas' runs totals 67 and 73 yards.



Tulsa rushed for 333 yards and totaled 566 yards in the game. Seven different TU receivers caught a pass, led by Jordan James' four catches for 51 yards and Keyarris Garrett's four receptions for 50 yards. Zack Langer added two touchdowns on 67 yards rushing.

The Hurricane scored on five of its first six possessions and built a 45-9 lead at halftime, while cruising to the win and improving its record to 2-1.

SCORE BY QUARTERS

	1	2	3	4	Fnl
Tulsa	28	14	10	14	66
Nicholls State	6	3	0	7	16

INDIVIDUAL LEADERS

Rushing

TU – Ja'Terian Douglas, 5-163-2 TD,
Zach Langer, 15-69-2 TD

NS – Marcus Washington, 15-91,
LaQuintin Caston 7-89-1 TD

Passing

TU – Cody Green, 10-of-15 for 130, 2 TD
NS – Landry Klann, 10-of-19 for 134, 1 TD

Receiving

TU – Jordan James, 4-51; Keyarris Garrett
4-50-1 TD

NS – Josh Hanberry, 3-19

	TU	NS
First Downs	24	14
Total Net Yards	566	370
Offensive Plays	79	67
Yards Per Play	7.2	5.5
Rushes/Net Yards	45-333	46-222
Net Passing Yards	233	148
Passes Comp/Att.	19-34	12-21
Had Intercepted	1	1
Punts/Average	4-32.0	6-36.2
Penalties/Yards	9-94	4-42
Fumbles/Lost	0-0	2-2
Sacks by	5-35	0-0
3rd Down Conv/Att.	10-16	4-15
4th Down Conv/Att.	1-1	0-1
Possession Time	25:20	34:40

SCORING SUMMARY

Qtr	Time	Team	Pl-Yrd	Score
1	14:00	Tulsa	Ja'Terian Douglas 67 run (Schwarz kick)	7-0
1	8:35	Tulsa	Alex Singleton 1 run (Schwarz kick)	14-0
1	4:06	Tulsa	Trey Watts 10 run (Schwarz kick)	21-0
1	2:18	NS	LaQuintin Caston 63 run (kick BLK)	21-6
1	1:19	Tulsa	Willie Carter 31 pass from Cody Green (Schwarz kick)	28-6
2	12:27	Tulsa	Keyarris Garrett 15 pass from Cody Green (Schwarz kick)	35-6
2	7:01	Tulsa	Douglas 11 run (Schwarz kick)	42-6
2	2:07	NS	Andrew Dolan 40 FG	42-9
3	7:13	Tulsa	Daniel Schwarz 23 FG	45-9
3	5:14	Tulsa	Zach Langer 8 run (Schwarz kick)	52-9
4	13:23	Tulsa	Alex Singleton 3 run (Schwarz kick)	59-9
4	9:43	NS	Aldaro Russell 51 pass from Landry Klann (Dolan kick)	59-16
4	4:11	Tulsa	Zach Langer 1 run (Schwarz kick)	66-16

GAME 4

Tulsa 27, Fresno State 26

September 22, 2012 • H.A. Chapman Stadium
Tulsa, Okla. • Attendance: 24,236

TULSA, Okla. — Tulsa faced former Western Athletic Conference rival Fresno State and came from behind to beat the Bulldogs, 27-26, at H.A. Chapman Stadium. The Golden Hurricane trailed 20-7 after the first quarter, but outscored Fresno State 20-6 in the final three quarters for the victory.



The Hurricane trailed by 13 points twice, including 13-0 to begin the contest, but cut the deficit to 20-17 by halftime. Trey Watts connected with Thomas Roberson on a halfback pass for a 26-yard touchdown with 2:52 left in the third quarter to put Tulsa ahead by one point and what proved to be the winning score.

Not only was the game decided by one-point, but the two teams total yardage was separated by only 10 yards, 364 for Fresno State and 354 for Tulsa. Cody Green passed for 202 yards, finding Jordan James four times for 84 yards. Roberson added 65 yards on three receptions.

SCORE BY QUARTERS

	1	2	3	4	Fnl
Tulsa	7	10	10	0	27
Fresno State	20	0	6	0	26

INDIVIDUAL LEADERS

Rushing

TU – Alex Singleton, 18-56, Ja'Terian Douglas,
11-52-1 TD

FS – Robbie Rouse, 27-135-1 TD

Passing

TU – Cody Green, 13-of-37 for 202, 3 INT, 1 TD
FS – Derek Carr, 26-of-44 for 231, 1 TD

Receiving

TU – Jordan James, 4-84; Thomas Roberson
3-65-1 TD

FS- Josh Harper, 7-115-1 TD

	TU	FS
First Downs	17	16
Total Net Yards	354	364
Offensive Plays	81	81
Yards Per Play	4.4	4.5
Rushes/Net Yards	43-126	37-133
Net Passing Yards	228	231
Passes Comp/Att.	14-38	26-44
Had Intercepted	3	0
Punts/Average	9-42.3	10-38
Penalties/Yards	1-5	7-88
Fumbles/Lost	1-0	2-2
Sacks by	2-13	0-0
3rd Down Conv/Att.	5-21	9-23
4th Down Conv/Att.	2-3	1-2
Possession Time	29:40	32:20

SCORING SUMMARY

Qtr	Time	Team	Pl-Yrd	Score
1	9:43	FS	Robbie Rouse 37 run (Breshears kick)	0-7
1	9:24	FS	Patrick Su'a 20 INT return (kick NG)	0-13
1	8:21	Tulsa	Ja'Terian Douglas 32 run (Schwarz kick)	7-13
1	5:28	FS	Josh Harper 32 pass from Derek Carr (Breshears kick)	7-20
2	9:34	Tulsa	Keyarris Garrett 31 pass from Cody Green (Schwarz kick)	14-20
2	4:46	Tulsa	Daniel Schwarz 24 FG	17-20
3	12:33	FS	Tristan Okpalaugo 21 INT return (kick BLK)	17-26
3	10:32	Tulsa	Daniel Schwarz 38 FG	20-26
3	2:52	Tulsa	Thomas Roberson 26 pass from Trey Watts (Schwarz kick)	27-26

GAME 5 Tulsa 49, UAB 42

September 29, 2012 • Legion Field
Birmingham, Ala. • Attendance: 13,196

BIRMINGHAM, Ala. — Tulsa returned to Conference USA play with its first league road game at UAB and in a high-scoring affair the Golden Hurricane outscored the Blazers to pull out the 49-42 victory at Legion Field in Birmingham, Ala.



The game was marked by big offensive plays and timely defensive stops right from the opening drive when UAB scored on a 75-yard pass on the first play from scrimmage. Alex Singleton scored three touchdowns for Tulsa, including the game-winner with 5:16 remaining in the contest to break a 42-42 tie.

Tulsa forced three turnovers, including an interception that led to the game-winning score, and a sack-and-fumble recovery that sealed the win. UAB forced two turnovers, one of which led to a touchdown. Singleton finished the game with 58 rushing yards, while Trey Watts totaled 93 yards on the ground. Cody Green passed for 237 yards and two touchdowns.

SCORE BY QUARTERS

	1	2	3	4	Fnl
Tulsa	21	14	7	7	49
UAB	14	7	7	14	42

INDIVIDUAL LEADERS

Rushing

TU – Trey Watts, 10-94-1 TD, Alex Singleton, 12-58-3 TD

UAB – Darrin Reeves, 16-61-3 TD

Passing

TU – Cody Green, 23-of-39 for 237, 1 INT, 2 TD
UAB – Austin Brown, 20-of-30 for 337, 1 INT, 3 TD

Receiving

TU – Willie Carter, 7-71-1 TD; Keyarris Garrett, 6-52-1 TD

UAB – Kickrick Hearn, 5-27-1 TD; Jamarcus Nelson, 4-146-2 TD

	TU	UAB
First Downs	29	18
Total Net Yards	478	338
Offensive Plays	85	65
Yards Per Play	5.6	5.2
Rushes/Net Yards	46-241	35-1
Net Passing Yards	237	337
Passes Comp/Att.	23-39	20-30
Had Intercepted	1	1
Punts/Average	5-35.3	7-46.1
Penalties/Yards	5-65	12-115
Fumbles/Lost	1-1	4-2
Sacks by	7-68	1-9
3rd Down Conv/Att.	5-13	4-12
4th Down Conv/Att.	0-1	1-1
Possession Time	31:48	28:12

SCORING SUMMARY

Qtr	Time	Team	Pl-Yrd	Score
1	14:50	UAB	Jamarcus Nelson 75 pass from Austin Brown (Long kick)	0-7
1	13:00	Tulsa	Alex Singleton 3 run (Schwarz kick)	7-7
1	10:30	UAB	Patrick Hearn 5 pass from Austin Brown (Long kick)	7-14
1	7:40	Tulsa	Alex Singleton 1 run (Schwarz kick)	14-14
1	4:45	Tulsa	Willie Carter 21 pass from Cody Green (Schwarz kick)	21-14
2	13:24	UAB	Darrin Reeves 1 run (Long kick)	21-21
2	10:48	Tulsa	Keyarris Garrett 11 pass from Cody Green (Schwarz kick)	28-21
2	9:36	Tulsa	Cody Green 45 run (Schwarz kick)	35-21
3	12:40	UAB	Darrin Reeves 1 run (Long kick)	35-28
3	6:10	Tulsa	Trey Watts 10 run (Schwarz kick)	42-28
4	11:12	UAB	Darrin Reeves 3 run (Long kick)	42-35
4	9:26	UAB	Jamarcus Nelson 50 pass from Austin Brown (Long kick)	42-42
4	5:16	Tulsa	Alex Singleton 6 run (Schwarz kick)	49-42

GAME 6 Tulsa 45, Marshall 38

October 6, 2012 • Joan C. Edwards Stadium
Huntington, WV • Attendance: 27,189

HUNTINGTON, WV — Tulsa held on for its second straight high-scoring road victory with a 45-38 win over Marshall at Joan C. Edwards Stadium in Huntington, W.Va.



Tulsa scored with 8:25 remaining on Cody Green's four-yard pass to Jordan James, and the defense held on the rest of the way. The Golden Hurricane defense twice stopped Marshall on fourth down in the final four minutes to seal the victory, the first was knocked down in the corner of the end zone by Lowell Rose and the second was tipped away in the end zone by Demarco Nelson.

Alex Singleton rushed for 94 yards and three touchdowns and Trey Watts totaled 255 all-purpose yards, including 111 rushing yards. Tulsa tallied only 90 passing yards, but gained 250 yards on the ground, and overcame a 572-340 deficit in total yardage.

SCORE BY QUARTERS

	1	2	3	4	Fnl
Tulsa	10	7	20	8	45
Marshall	3	14	15	6	38

INDIVIDUAL LEADERS

Rushing

TU – Trey Watts, 18-111; Alex Singleton, 16-94-3 TD

MU – Kevin Grooms, 16-71-1 TD

Passing

TU – Cody Green, 9-of-17 for 90, 1 TD

MU – Rakeem Cato, 31-of-44 for 391, 1 INT, 3 TD

Receiving

TU – Willie Carter, 5-28; Keyarris Garrett, 3-38

MU – Aaron Dobson, 10-128; Antavious Wilson, 7-123-2 TD

	TU	MU
First Downs	21	23
Total Net Yards	364	487
Offensive Plays	73	65
Yards Per Play	5.0	7.5
Rushes/Net Yards	32-135	25-106
Net Passing Yards	229	381
Passes Comp/Att.	20-41	27-40
Had Intercepted	0	1
Punts/Average	4-46.8	5-38.4
Penalties/Yards	3-30	5-49
Fumbles/Lost	0-0	1-1
Sacks by	3-13	1-5
3rd Down Conv/Att.	6-14	7-14
4th Down Conv/Att.	0-1	0-0
Possession Time	28:44	31:16

SCORING SUMMARY

Qtr	Time	Team	Pl-Yrd	Score
1	12:55	Tulsa	Daniel Schwarz 36 FG	3-0
1	7:46	MU	Justin Haig 20 FG	3-3
1	4:27	Tulsa	Alex Singleton 48 run (Schwarz kick)	10-3
2	10:21	Tulsa	Alex Singleton 4 run (Schwarz kick)	17-3
2	2:36	MU	Kevin Grooms 6 run (Haig kick)	17-10
2	1:15	MU	Antavious Wilson 11 pass from Rakeem Cato (Haig kick)	17-10
3	9:54	Tulsa	Alex Singleton 48 run (Schwarz kick)	24-17
3	9:38	Tulsa	Dwight Dobbins 11 yard fumble recovery (Team rush fumble)	30-17
3	9:38	MU	D.J. Hunter defensive kick return	30-19
3	5:20	MU	Remi Watson 1 run (pass failed)	30-25
3	5:04	Tulsa	Trey Watts 95 kickoff return (Schwarz kick)	37-25
3	3:57	MU	Gator Hoskins 72 pass from Rakeem Cato (Haig kick)	37-32
4	14:01	MU	Antavious Wilson 32 pass from Rakeem Cato (pass failed)	37-38
4	10:59	Tulsa	Jordan James 4 pass from Cody Green (Green pass to Roberson)	45-38

GAME 7

Tulsa 33, UTEP 11

October 11, 2012 (Thurs.) • H.A. Chapman Stadium
Tulsa, Okla. • Attendance: 18,961

TULSA, Okla. — Tulsa returned home for a Thursday night contest against UTEP and defeated the Miners, 33-11, at H.A. Chapman Stadium.

Alex Singleton scored two touchdowns and tied the school's career record for rushing TDs with his 32nd career rushing touchdown. He ran for 96 yards on 21 carries, while Ja'Terian Douglas led Tulsa with 128 rushing yards on just 13 carries.

The Hurricane led 6-3 at the half, but exploded for 20 points in the third quarter to pull ahead to a 26-3 lead after three quarters. The Tulsa defense forced three turnovers and totaled 10 tackles for lost yardage and six sacks. DeAundre Brown led Tulsa with 14 tackles as the Hurricane defense held UTEP to just 31 rushing yards.



SCORE BY QUARTERS

	1	2	3	4	Fnl
Tulsa	3	3	20	7	33
UTEP	3	0	0	8	11

INDIVIDUAL LEADERS

Rushing

TU – Ja'Terian Douglas, 13-128-1 TD; Alex Singleton, 21-96-2 TD
UTEP – Josh Bell, 9-25

Passing

TU – Cody Green, 13-of-22 for 198
UTEP – Carson Meger, 16-of-23 for 257, 1 INT, 1 TD

Receiving

TU – Thomas Roberson, 3-62; Trey Watts 3-40
UTEP – Jordan Leslie, 10-218-1 TD

	TU	UTEP
First Downs	20	26
Total Net Yards	479	407
Offensive Plays	77	75
Yards Per Play	6.2	5.4
Rushes/Net Yards	54-281	33-31
Net Passing Yards	198	376
Passes Comp/Att.	13-23	27-42
Had Intercepted	0	1
Punts/Average	4-39.5	6-50.5
Penalties/Yards	4-38	3-25
Fumbles/Lost	2-1	2-2
Sacks by	6-36	0-0
3rd Down Conv/Att.	3-14	8-17
4th Down Conv/Att.	1-3	2-2
Possession Time	29:32	30:28

SCORING SUMMARY

Qtr	Time	Team	Pl-Yrd	Score
1	9:57	Tulsa	Daniel Schwarz 31 FG	3-0
1	5:46	UTEP	Steven Valadez 19 FG	3-3
2	4:54	Tulsa	Daniel Schwarz 25 FG	6-3
3	9:38	Tulsa	Alex Singleton 1 run (Schwarz kick)	13-3
3	3:36	Tulsa	Ja'Terian Douglas 81 run (Schwarz NG)	19-3
3	2:21	Tulsa	Shawn Jackson 17 fumble return (Schwarz kick)	26-3
4	11:06	UTEP	Jordan Leslie 61 pass from Carson Meger (Meger pass to Jim Jones)	26-11
4	8:46	Tulsa	Alex Singleton 10 run (Schwarz kick)	33-11

GAME 8

Tulsa 28, Rice 24

October 20, 2012 • H.A. Chapman Stadium
Tulsa, Okla. • Attendance: 22,567

TULSA, Okla. — Without the services quarterback Cody Green and running back Trey Watts, both out with injuries, the Golden Hurricane capped Homecoming weekend with an exciting 28-24 victory over the Rice Owls at H.A. Chapman Stadium.

In one of the great highlights of the season, Ja'Terian Douglas dashed, cut, shifted, broke through defenders, and sprinted 75 yards to set up Alex Singleton for the game-winning touchdown with 1:31 left in the game. The late score gave the Hurricane its first lead of the game.

Singleton's two touchdowns in the contest gave him sole possession of the school record for career rushing touchdowns. In his first career start, Kalen Henderson passed for 201 yards and a touchdown for the Hurricane.



SCORE BY QUARTERS

	1	2	3	4	Fnl
Tulsa	7	7	7	7	28
Rice	7	14	0	3	24

INDIVIDUAL LEADERS

Rushing

TU – Ja'Terian Douglas, 17-169-1 TD;
Alex Singleton 18-63-2 TD
Rice – Luke Turner, 15-102, Taylor McHargue, 13-57-1 TD

Passing

TU – Kalen Henderson, 8-of-23 for 201, 1 INT, 1 TD
Rice – Taylor McHargue, 15-of-35 for 147, 1 INT, 1 TD

Receiving

TU – Keyarris Garrett, 3-118-1 TD
Rice – Sam McGuffie, 8-62

	TU	RICE
First Downs	16	21
Total Net Yards	436	393
Offensive Plays	66	87
Yards Per Play	6.6	4.5
Rushes/Net Yards	43-235	52-246
Net Passing Yards	201	147
Passes Comp/Att.	8-23	15-35
Had Intercepted	1	1
Punts/Average	8-35.9	7-38.9
Penalties/Yards	5-50	5-50
Fumbles/Lost	0-0	1-1
Sacks by	2-14	0-0
3rd Down Conv/Att.	3-14	8-21
4th Down Conv/Att.	0-1	2-3
Possession Time	24:37	35:23

SCORING SUMMARY

Qtr	Time	Team	Pl-Yrd	Score
1	10:13	Rice	Sam McGuffie blocked punt, 12 yard return (Boswell kick)	0-7
1	7:01	Tulsa	Alex Singleton 1 run (Schwarz kick)	7-7
2	14:14	Rice	Taylor McHargue 20 run (Boswell kick)	7-14
2	13:24	Tulsa	Ja'Terian Douglas 28 run (Schwarz kick)	14-14
2	10:39	Rice	Luke Wilson 8 pass from Taylor McHargue (Boswell kick)	14-21
3	1:51	Tulsa	Keyarris Garrett 28 pass from Kalen Henderson (Schwarz kick)	21-21
4	9:24	Rice	Chris Boswell 35 FG	21-24
4	1:31	Tulsa	Alex Singleton 1 run (Schwarz kick)	28-24

INTRO

PLAYERS

STAFF

REVIEW

C-USA

OPPONENTS

HISTORY

RECORDS

GAME 9

Arkansas 19, Tulsa 15

November 3, 2012 • Razorback Stadium
Fayetteville, Ark. • Attendance: 64,451

FAYETTEVILLE, Ark. — Tulsa's seven-game winning streak came to an end in Fayetteville as the Golden Hurricane fell short against Arkansas, 19-15, at Donald W. Reynolds Razorback Stadium.

The Golden Hurricane took a 15-13 lead in the third quarter on a field goal by Daniel Schwarz, but the Razorbacks scored a rushing touchdown with 10:08 left in the game to take the lead for good. Tulsa could not manage much offense on its final three possessions.

Cody Green threw for 222 yards and Trey Watts ran for 81 yards to lead the Hurricane. DeAndre Brown led the defense with 11 tackles and Dexter McCoil picked up his 16th career interception.



SCORE BY QUARTERS

	1	2	3	4	Fnl
Tulsa	0	12	3	0	15
Arkansas	10	3	0	6	19

INDIVIDUAL LEADERS

Rushing

TU – Trey Watts, 19-81-1 TD
UA – Dennis Johnson, 22-109-2 TD

Passing

TU – Cody Green, 22-of-37 for 222
UA – Tyler Wilson, 21-of-31 for 272, 1 INT

Receiving

TU – Keyarris Garrett, 12-94
UA – Cobi Hamilton, 11-177

	TU	UA
First Downs	17	18
Total Net Yards	328	407
Offensive Plays	73	64
Yards Per Play	4.5	6.4
Rushes/Net Yards	36-106	33-135
Net Passing Yards	222	272
Passes Comp/Att.	22-37	21-31
Had Intercepted	0	1
Punts/Average	4-45.8	3-58.3
Penalties/Yards	4-32	5-21
Fumbles/Lost	4-1	3-1
Sacks by	1-6	1-8
3rd Down Conv/Att.	3-15	7-15
4th Down Conv/Att.	2-4	0-1
Possession Time	29:41	30:19

SCORING SUMMARY

Qtr	Time	Team	Pl-Yrd	Score
1	12:26	UA	Dennis Johnson 8 rush (Hocker kick)	0-7
1	4:06	UA	Zach Hocker 31 FG	0-10
2	11:42	Tulsa	Alex Singleton 1 run (Schwarz NG)	6-10
2	6:02	UA	Zach Hocker 46 FG	6-13
2	2:49	Tulsa	Trey Watts 29 run (Schwarz BLK)	12-13
3	9:15	Tulsa	Daniel Schwarz 29 FG	15-13
4	10:08	UA	Dennis Johnson 1 run (run failed)	15-19

GAME 10

Tulsa 41, Houston 7

November 10, 2012 • Robertson Stadium
Houston, Texas • Attendance: 25,827

HOUSTON, Texas — Tulsa rebounded to pick up another big C-USA road win with a 41-7 victory over Houston at Robertson Stadium. It took almost an entire quarter to score, when Daniel Schwarz hit the first of his two field goals, but the Golden Hurricane gained momentum as the game progressed.

Tulsa led 17-0 at halftime with its' two first-half touchdowns coming at the 9:17 and 0:24 marks of the second quarter. The Hurricane extended that advantage to 41-0 with just under 9:00 left in the game, while Tulsa's final score came when defensive end Cory Dorris returned an interception for a touchdown. Houston scored its' first points with 7:08 to play after a dropped punt gave the Cougars the ball at the Hurricane 34-yard line.

Tulsa rushed for 350 yards in the game, and scored all four offensive touchdowns on one-yard runs by either Alex Singleton or Cody Green. The TU defense picked off three passes and totaled six tackles for -29 yards, including three sacks.



SCORE BY QUARTERS

	1	2	3	4	Fnl
Tulsa	3	14	7	17	41
Houston	0	0	0	7	7

INDIVIDUAL LEADERS

Rushing

TU – Ja'Terian Douglas, 12-87; Alex Singleton, 16-79-2 TD
UH – Kenneth Farrow, 15-54

Passing

TU – Cody Green, 17-of-31 for 130
UH – David Piland, 15-of-32 for 148, 2 INT

Receiving

TU – Willie Carter, 5-31; Jordan James, 4-74
UH – Deontay Greenberry, 5-49

	TU	UH
First Downs	29	16
Total Net Yards	505	262
Offensive Plays	92	72
Yards Per Play	5.5	3.6
Rushes/Net Yards	60-350	21-78
Net Passing Yards	155	184
Passes Comp/Att.	18-32	18-40
Had Intercepted	1	3
Punts/Average	6-39.2	8-46
Penalties/Yards	5-45	8-48
Fumbles/Lost	3-1	1-1
Sacks by	3-24	1-3
3rd Down Conv/Att.	7-17	6-17
4th Down Conv/Att.	2-2	0-2
Possession Time	37:59	22:01

SCORING SUMMARY

Qtr	Time	Team	Pl-Yrd	Score
1	0:06	Tulsa	Daniel Schwarz 29 FG	3-0
2	9:17	Tulsa	Alex Singleton 1 run (Schwarz kick)	10-0
2	0:24	Tulsa	Alex Singleton 1 run (Schwarz kick)	17-0
3	11:34	Tulsa	Cody Green 1 run (Schwarz kick)	24-0
4	13:52	Tulsa	Cody Green 1 run (Schwarz kick)	31-0
4	9:13	Tulsa	Daniel Schwarz 24 FG	34-0
4	8:56	Tulsa	Cory Dorris 22 INT Return (Schwarz kick)	41-0
4	7:08	UH	Ryan Jackson 16 pass from Crawford Jones (Hogan kick)	41-7

GAME 11

Tulsa 23, UCF 21

November 17, 2012 • H.A. Chapman Stadium
Tulsa, Okla. • Attendance: 19,725

TULSA, Okla. — Tulsa won Conference USA's West Division and clinched home field advantage in the C-USA Championship game with a 23-21 victory over UCF at H.A. Chapman Stadium. It was the fourth outright C-USA West Division title for the Golden Hurricane.



Trailing 14-10 at halftime, the Hurricane offense scored 13 points in the third quarter to take a 23-14 lead. The TU defense had a dominant performance in limiting UCF to 66 yards rushing, 123 yards below its season average.

Cody Green passed for 252 yards and had a career-high three touchdowns, all to Keyarris Garrett, who totaled 130 receiving yards. Trey Watts led the Hurricane with 122 rushing yards.

SCORE BY QUARTERS

	1	2	3	4	Fnl
Tulsa	10	0	13	0	23
UCF	0	14	0	7	21

INDIVIDUAL LEADERS

Rushing

TU – Trey Watts, 20-122; Alex Singleton, 18-64
UCF – L. Murray, 22-66-1 TD

Passing

TU – Cody Green, 24-of-34 for 252, 1 INT, 3 TD
UCF – Blake Bortles, 13-of-31 for 169, 1 TD

Receiving

TU – Keyarris Garrett, 7-130-3 TD
UCF – Rannell Hall, 3-27

	TU	UCF
First Downs	26	14
Total Net Yards	461	235
Offensive Plays	87	65
Yards Per Play	5.3	3.6
Rushes/Net Yards	53-209	34-66
Net Passing Yards	252	169
Passes Comp/Att.	21-34	13-31
Had Intercepted	1	0
Punts/Average	6-37.2	9-37.3
Penalties/Yards	0-0	3-15
Fumbles/Lost	3-1	1-0
Sacks by	4-19	0-0
3rd Down Conv/Att.	8-17	4-15
4th Down Conv/Att.	0-1	0-1
Possession Time	31:08	28:52

SCORING SUMMARY

Qtr	Time	Team	Pl-Yrd	Score
1	6:53	Tulsa	Daniel Schwarz 41 FG	3-0
1	3:51	Tulsa	Keyarris Garrett 70 pass from Cody Green (Schwarz kick)	10-0
2	10:26	UCF	Breshad Perriman 21 pass from Blake Bortles(Moffitt kick)	10-7
2	3:14	UCF	A.J.Bouye 76 INT return (Moffitt kick)	10-14
3	9:47	Tulsa	Keyarris Garrett 20 pass from Cody Green (Schwarz BLK)	16-14
3	5:11	Tulsa	Keyarris Garrett 13 pass from Cody Green (Schwarz kick)	23-14
4	9:01	UCF	Latavius Murray 2 run (Moffitt kick)	23-21

GAME 12

SMU 35, Tulsa 27

November 24, 2012 • Gerald J. Ford Stadium
Dallas, Texas • Attendance: 15,336

DALLAS, Texas — Tulsa fell short in its comeback bid at SMU, as the Mustangs handed the Golden Hurricane its first C-USA loss of the season, 35-27, at Gerald J. Ford Stadium in Dallas.



The Hurricane trailed 35-6 before scoring 21 straight points to cut the deficit to 35-27, but Tulsa ran out of time in the end, falling one yard short of the end zone on a completed 'Hail Mary' pass from Cody Green to Keyarris Garrett.

Tulsa set school records for total plays with 103 and passes attempted with 65. Green completed a career-high 36-of-64 passes for a career-high 413 yards and tied his career-high with three touchdown passes.

SCORE BY QUARTERS

	1	2	3	4	Fnl
Tulsa	0	6	6	15	27
SMU	7	21	7	0	35

INDIVIDUAL LEADERS

Rushing

TU – Trey Watts, 13-58; Cody Green 3-51
SMU – Garrett Gilbert, 12-111, 1 TD

Passing

TU – Cody Green, 36-of-64 for 413, 1 INT, 3 TD
SMU – Garrett Gilbert, 10-of-27 for 113, 1 TD

Receiving

TU – Jordan James, 9-145; Willie Carter, 9-69-1 TD
SMU – Der'rikk Thompson, 4-67-1 TD

	TU	SMU
First Downs	32	13
Total Net Yards	591	305
Offensive Plays	103	62
Yards Per Play	5.7	4.9
Rushes/Net Yards	38-178	35-192
Net Passing Yards	413	113
Passes Comp/Att.	36-65	10-27
Had Intercepted	1	0
Punts/Average	4-27.8	8-39.8
Penalties/Yards	4-45	7-45
Fumbles/Lost	2-2	1-0
Sacks by	2-9	1-1
3rd Down Conv/Att.	5-18	4-15
4th Down Conv/Att.	5-8	1-2
Possession Time	30:09	29:51

SCORING SUMMARY

Qtr	Time	Team	Pl-Yrd	Score
1	1:44	SMU	Zach Line 3 run (Hover kick)	0-7
2	14:55	SMU	Zach Line 3 run (Hover kick)	0-14
2	11:42	SMU	Der'rikk Thompson 25 pass from Garrett Gilbert (Hover kick)	0-21
2	6:46	Tulsa	Alex Singleton 9 pass from Cody Green (Schwarz NG)	6-21
2	5:48	SMU	Garrett Gilbert 74 run (Hover kick)	6-28
3	4:14	SMU	Zach Line 10 run (Hover kick)	6-35
3	0:56	Tulsa	Willie Carter 31 pass from Cody Green (pass failed)	12-35
4	12:21	Tulsa	Keyarris Garrett 10 pass from Cody Green (Schwarz kick)	19-35
4	5:05	Tulsa	Alex Singleton 1 run (Green pass to Carter)	27-35

INTRO

PLAYERS

STAFF

REVIEW

C-USA

OPPONENTS

HISTORY

RECORDS

GAME 13

Tulsa 33, UCF 27 (OT)

Conference USA Championship Game
December 1, 2012 • H.A. Chapman Stadium
Tulsa, Okla. • Attendance: 17,635

TULSA, Okla. — Tulsa won its second Conference USA Championship with a thrilling 33-27 overtime victory over UCF at H.A. Chapman Stadium. Alex Singleton leaped into the end zone from one yard out to give the Golden Hurricane the victory in the first overtime period, after Cory Dorris blocked a UCF field goal attempt on its overtime possession.



Tulsa pulled into a 27-27 tie with 5:06 remaining when Trey Watts, the MVP of the championship game, picked up an un-downed punt and raced 54 yards down the sideline for the touchdown.

Watts tallied 134 rushing yards, and Singleton added 100 yards rushing as Tulsa totaled 290 yards on the ground. Tulsa led 21-14 at halftime, but the Knights scored twice in the third quarter to take a 27-21 lead before Watts' late heroics.

SCORE BY QUARTERS

	1	2	3	4	OT	Fnl
Tulsa	7	14	0	6	6	33
UCF	0	14	13	0	0	27

INDIVIDUAL LEADERS

Rushing

TU — Trey Watts, 25-134; Alex Singleton, 25-100-2 TD

UCF — Lataavius Murray, 21-71-1 TD; Blake Bortles, 11-60-1 TD

Passing

TU — Cody Green, 14-of-25 for 153, 1 INT, 1 TD

UCF — Blake Bortles, 14-of-32 for 194, 2 TD

Receiving

TU — Thomas Roberson, 4-68-1; Keyarris

Garrett 4-48

UCF — Breshad Perriman, 3-65-1 TD

SCORING SUMMARY

Qtr	Time	Team	PI-Yrd	Score
1	9:28	Tulsa	Thomas Roberson 20 pass from Cody Green (Schwarz kick)	7-0
2	14:13	UCF	Breshad Perriman 8 pass from Blake Bortles (Moffitt kick)	7-7
2	4:53	UCF	Quincy McDuffie 8 pass from Blake Bortles (Moffitt kick)	7-14
2	2:35	Tulsa	Alex Singleton 8 run (Schwarz kick)	14-14
2	0:00	Tulsa	Ja'Terian Douglas 2 run (Schwarz kick)	21-14
3	4:23	UCF	Lataavius Murray 2 run (kick BLK)	21-20
3	2:19	UCF	Blake Bortles 28 run (Moffitt kick)	21-27
4	5:06	Tulsa	Trey Watts 54 punt return (Schwarz BLK)	27-27
OT	0:00	Tulsa	Alex Singleton 1 run	33-27

GAME 14

Tulsa 31, Iowa State 17

AutoZone Liberty Bowl
December 31, 2012 • Liberty Bowl Stadium
Memphis, Tenn. • Attendance 53,687

MEMPHIS, Tenn. — Tulsa scored 24 consecutive points and the Hurricane defense shut down Iowa State 31-17 to win the AutoZone Liberty Bowl in front of a crowd of 53,687 at Liberty Bowl Memorial Stadium.



Trailing 17-7 in the first quarter, Tulsa scored 24 points over the final three quarters giving the Hurricane its seventh comeback victory of the season. While the offense amassed 410 total yards, the Hurricane defense limited Iowa State to 268 yards, including just 64 yards on 20 plays in the second half. Tulsa totaled 208 second-half yards, while dominating the time of possession 21:44 to 8:16.

Trey Watts earned AutoZone Liberty Bowl Most Valuable Player and Offensive Player of the Game honors as the junior tallied 249 all-purpose yards. Watts, who was also named the Most Valuable Player of the Conference USA Championship Game, rushed 25 times for 149 yards, including a 48-yard scamper that set up Tulsa's fourth touchdown of the day. Alex Singleton with gained 35 yards and three touchdowns, while quarterback Cody Green also rushed 10 times for a season-high 58 yards, while completing 11-of-23 passes for 93 yards.

Linebacker Shawn Jackson was named the Defensive MVP, while tallying nine tackles and two sacks for -8 yards.

SCORE BY QUARTERS

	1	2	3	4	Fnl
Tulsa	7	14	7	3	31
Iowa State	17	0	0	0	17

INDIVIDUAL LEADERS

Rushing

TU — Trey Watts, 25-149

ISU — SB Richardson, 10-46

Passing

TU — Cody Green, 11-of-23 for 93, 1 INT

ISU — SB Richardson, 10-of-21 for 129, 1 INT, 1 TD

Receiving

TU — Thomas Roberson, 2-35

ISU — Ernst Brun, 4-102-1 TD

SCORING SUMMARY

Qtr	Time	Team	PI-Yrd	Score
1	10:47	ISU	Edwin Arceo 33 FG	0-3
1	7:44	ISU	Jeremy Reeves 31-yard INT return (Arceo kick)	0-10
1	4:47	Tulsa	Alex Singleton 2 run (Schwarz kick)	7-10
1	3:46	ISU	Sam Richardson 69 pass to Ernst Brun (Arceo kick)	7-17
2	14:33	Tulsa	Cody Green 8 run (Schwarz kick)	14-17
2	11:10	Tulsa	Alex Singleton 2 run (Schwarz kick)	21-17
3	1:50	Tulsa	Alex Singleton 1 run (Schwarz kick)	28-17
4	12:49	Tulsa	Daniel Schwarz 40 FG	31-17

2012 Results

Record and Attendance

Record: 11-3 Overall • 7-1 C-USA • 7-0 Home • 3-3 Away • 1-0 Neutral

Date	Opponent	Attendance	Score	W/L
Sept. 1	at Iowa State	54,931	23-38	L
Sept. 8	TULANE*	17,880	45-10	W
Sept. 15	NICHOLLS STATE	19,139	66-16	W
Sept. 22	FRESNO STATE	24,236	27-26	W
Sept. 29	at UAB*	13,196	49-42	W
Oct. 06	at Marshall*	27,189	45-38	W
Oct. 11	UTEP*	18,961	33-11	W
Oct. 20	RICE*	22,567	28-24	W
Nov. 3	at Arkansas	64,451	15-19	L
Nov. 10	at Houston*	25,827	41-7	W
Nov. 17	UCF*	19,725	23-21	W
Nov. 24	at SMU*	15,336	27-35	L
Dec. 1	UCF#	17,635	33-27	W (OT)
Dec. 31	vs. Iowa State!	53,687	31-17	W

* Conference USA game

Conference USA Championship

! Liberty Bowl

Scoring By Quarters

	1st	2nd	3rd	4th	OT	Total	Avg
Tulsa	133	136	110	101	6	486	34.7
Opponents	97	107	55	72	0	331	23.6

Total Attendance

Home Attendance: 140,143 (20,020), 7 games

Road Attendance: 200,930 (33,488), 6 games

Neutral Site Attendance: 53,687 (53,687), 1 game

2012 Team Statistics

	Tulsa	Opponent
FIRST DOWNS	324	247
Rushing	171	101
Passing	126	124
Penalty	27	22
RUSHING ATT-YARDS	689-3440	520-1674
Average Per Rush	5.0	3.2
Average Per Game	245.7	119.6
TDs Rushing	41	20
PASSING COMP-ATT-INT	248-471-13	269-481-12
Passing Yards	2960	3195
Average Per Game	211.4	228.2
TDs Passing	19	19
TOTAL OFFENSE PLAYS-YARDS	1160-6400	1001-4869
Average Per Play	5.5	4.9
Average Per Game	457.1	347.8
KICKOFF RETURNS-YARDS	36-959	48-893
PUNT RETURNS-YARDS	31-254	23-226
INT RETURNS-YARDS	12-67	13-225
PUNTS-YARDS	80-3009	101-4283
Average Per Punt	37.6	42.4
Net punt average	34.5	37.9
FUMBLES-LOST	29-11	24-15
PENALTIES-YARDS	63-586	88-748
Average Per Game	41.9	53.4
SACKS BY-YARDS LOST	53-356	9-59
3RD-DOWN CONVERSIONS	91/237	84/231
3rd-Down Pct	38%	36%
4TH-DOWN CONVERSIONS	21/37	6/21
4th-Down Pct	57%	29%
AVERAGE POSSESSION TIME	30:18	29:42

2012 Individual Statistics

Rushing

	G-GS	Att	Gain	Loss	Net	Avg	YPG	TD	Long
Watts, Trey	13-6	186	1132	24	1108	6.0	85.2	3	77 - Iowa State
Douglas, Ja'Terian	14-8	137	974	38	936	6.8	66.9	7	81 - UTEP
Singleton, Alex	14-0	202	818	18	800	4.0	57.1	24	48 - Marshall
Green, Cody	13-13	78	382	99	283	3.6	21.8	4	57 - SMU
Langer, Zack	14-0	35	188	7	181	5.2	12.9	2	28 - Houston
Henderson, Kalen	6-1	15	93	3	90	6.0	15.0	1	20 - Houston
Carter, Willie	14-14	14	40	3	37	2.6	2.6	0	8 - Tulane
Sorrells, Michael	12-0	4	35	0	35	8.8	2.9	0	17 - SMU
Calcagni, Joseph	2-0	3	11	0	11	3.7	5.5	0	10 - Tulane
TEAM	10-0	15	0	41	-41	-2.7	-4.1	0	0
TULSA	14	689	3673	233	3440	5.0	245.7	41	81 - UTEP
Opponents	14	520	2186	512	1674	3.2	119.6	20	74 - SMU

Passing

	G-GS	Rating	Cmp	Att	Int	Pct	Yds	YPG	TD	Long
Green, Cody	13-13	114.52	228	419	11	54.4	2592	199.4	17	74 - Tulane
Henderson, Kalen	6-1	86.95	16	46	2	34.8	294	49.0	1	46 - Rice
Calcagni, Joseph	2-0	175.80	3	4	0	75.0	48	24.0	0	26 - Nicholls State
Watts, Trey	13-6	648.40	1	1	0	100.0	26	2.0	1	26 - Fresno State
TEAM	10-0	0.000	0	1	0	0.0	0	0.0	0	0
TULSA	14	113.24	248	471	13	52.7	2960	211.4	19	74 - Tulane
Opponents	14	119.77	269	481	12	55.9	3195	228.2	19	75 - UAB

INTRO

PLAYERS

STAFF

REVIEW

C-USA

OPPONENTS

HISTORY

RECORDS

Receiving

	G-GS	Rec	Yds	Avg	YPG	TD	Long
Garrett, Keyarris	14-11	67	845	12.6	60.4	9	70 - UCF
Carter, Willie	14-14	49	382	7.8	27.3	3	31 - Nicholls State/SMU
James, Jordan	14-14	41	568	13.9	40.6	2	42 - Fresno State
Watts, Trey	13-6	34	343	10.1	26.4	0	45 - Arkansas
Roberson, Thomas	14-10	29	489	16.9	34.9	4	74 - Tulane
Burnham, Bryan	1-1	9	90	10.0	90.0	0	25 - Iowa State
Atkinson, Joshua	3-0	4	33	8.2	11.0	0	13 - Nicholls State
Cooper, Khiry	10-2	3	30	10.0	3.0	0	17 - Tulane
Patterson, Derek	14-0	3	29	9.7	2.1	0	16 - SMU
Singleton, Alex	14-0	3	10	3.3	0.7	1	9 - SMU
Langer, Zack	14-0	2	68	34.0	4.9	0	55 - UTEP
Floyd, Conner	8-0	2	41	20.5	5.1	0	26 - Nicholls State
Epps, Zach	5-0	1	25	25.0	5.0	0	25 - Houston
Douglas, Ja'Terian	14-8	1	7	7.0	0.5	0	7 - UAB
TULSA	14	248	2960	11.9	211.4	19	74 - Tulane
Opponents	14	269	3195	11.9	228.2	19	75 - UAB

Total Offense

	G-GS	Plays	Rush	Pass	Yards	Avg/G
Green, Cody	13-13	497	283	2592	2875	221.2
Watts, Trey	13-6	187	1108	26	1134	87.2
Douglas, Ja'Terian	14-8	137	936	0	936	66.9
Singleton, Alex	14-0	202	800	0	800	57.1
Henderson, Kalen	6-1	61	90	294	384	64.0
Langer, Zack	14-0	35	181	0	181	12.9
Calcagni, Joseph	2-0	7	11	48	59	29.5
Carter, Willie	14-14	14	37	0	37	2.6
Sorrells, Michael	12-0	4	35	0	35	2.9
TEAM	10	16	-41	0	-41	-4.1
TULSA	14	1160	3440	2960	6400	457.1
Opponents	14	1001	1674	3195	4869	347.8

All-Purpose Yards

	G-GS	Rush	Rec	PR	KOR	INT	Yds	YPG
Watts, Trey	13-6	1108	343	154	586	0	2191	168.5
Douglas, Ja'Terian	14-8	936	7	0	125	0	1068	76.3
Garrett, Keyarris	14-11	0	845	0	0	0	845	60.4
Singleton, Alex	14-0	800	10	0	0	0	810	57.9
James, Jordan	14-14	0	568	0	0	0	568	40.6
Roberson, Thomas	14-10	0	489	0	0	0	489	34.9
Carter, Willie	14-14	37	382	0	0	0	419	29.9
Green, Cody	13-13	283	0	0	0	0	283	21.8
Langer, Zack	14-0	181	68	0	21	0	270	19.3
Nelson, Demarco	14-14	0	0	53	175	18	246	17.6
Floyd, Conner	8-0	0	41	40	21	0	102	12.8
Burnham, Bryan	1-1	0	90	0	0	0	90	90.0
Henderson, Kalen	6-1	90	0	0	0	0	90	15.0
Sorrells, Michael	12-0	35	0	0	21	0	56	4.7
McCoil, Dexter	14-14	0	0	0	0	38	38	2.7
Atkinson, Joshua	3-0	0	33	0	0	0	33	11.0
Cooper, Khiry	10-2	0	30	0	0	0	30	3.0
Patterson, Derek	14-0	0	29	0	0	0	29	2.1
Epps, Zach	5-0	0	25	0	0	0	25	5.0
Dorris, Cory	14-14	0	0	0	0	22	22	1.6
Calcagni, Joseph	2-0	11	0	0	0	0	11	5.5
Sizelove, Jake	14-0	0	0	0	10	0	10	0.7
Dobbins, Dwight	14-2	0	0	0	0	-11	-11	-0.8
TEAM	10	-41	0	7	0	0	-34	-3.4
TULSA	14	3440	2960	254	959	67	7680	548.6
Opponents	14	1674	3195	226	893	225	6213	443.8

Field Goals

	Total	Pct	1-19 M-Att	20-29 M-Att	30-39 M-Att	40-49 M-Att	50+ M-Att	Long
Schwarz, Daniel	12-18	66.7	0-0	6-8	3-6	3-4	0-0	45 - Tulane

FG Sequence

	Tulsa	Opponents
Iowa State	-	(30)
Tulane	21, (45)	(49)
Nicholls State	(23)	(40), 35
Fresno State	(24), (38)	33
UAB	35	-
Marshall	(36)	(20)
UTEP	(31), (25), 36	(19)
Rice	32	47, (35), 36
Arkansas	42, (29)	(31), (46), 26
Houston	(29), (24)	32
UCF	(41), 29	54
SMU	-	-
UCF	-	38
Iowa State	(40)	(33), 34

Numbers in (parentheses) indicate field goal was made.

Scoring

	TD	FG	Kick	PATs					Pts
				Rush	Rcv	Pass	DXP	Saf	
Singleton, Alex	25	0-0	0-0	0-0	0	0-0	0	0	150
Schwarz, Daniel	0	12-18	52-59	0-0	0	0-0	0	0	88
Garrett, Keyarris	9	0-0	0-0	0-0	0	0-0	0	0	54
Douglas, Ja'Terian	7	0-0	0-0	0-0	0	0-0	0	0	42
Watts, Trey	5	0-0	0-0	0-0	0	0-0	0	0	30
Roberson, Thomas	4	0-0	0-0	0-0	2	0-0	0	0	28
Green, Cody	4	0-0	0-0	0-0	0	3-4	0	0	24
Carter, Willie	3	0-0	0-0	0-0	1	0-0	0	0	20
Langer, Zack	2	0-0	0-0	0-0	0	0-0	0	0	12
James, Jordan	2	0-0	0-0	0-0	0	0-0	0	0	12
Henderson, Kalen	1	0-0	0-0	0-0	0	0-0	0	0	6
Dorris, Cory	1	0-0	0-0	0-0	0	0-0	0	0	6
Dobbins, Dwight	1	0-0	0-0	0-0	0	0-0	0	0	6
Jackson, Shawn	1	0-0	0-0	0-0	0	0-0	0	0	6
Flanders, John	0	0-0	0-0	0-0	0	0-0	0	0	0
Nelson, Demarco	0	0-0	0-0	0-0	0	0-0	0	0	0
TEAM	0	0-0	0-0	0-1	0	0-0	0	1	2
TULSA	65	12-18	52-59	0-1	3	3-4	0	1	486
Opponents	44	9-18	36-40	0-1	1	1-3	1	0	331

Punt Returns

	No	Yds	Avg	TD	Long
Watts, Trey	22	154	7.0	1	54 - UCF
Nelson, Demarco	4	53	13.2	0	25 - Nicholls State
Floyd, Conner	4	40	10.0	0	15 - UTEP
TEAM	1	7	7.0	0	7
TULSA	31	254	8.2	1	54 - UCF
Opponents	23	226	9.8	1	25 - Arkansas

Kickoff Returns

	No	Yds	Avg	TD	Long
Watts, Trey	21	586	27.9	1	95 - Marshall
Douglas, Ja'Terian	6	125	20.8	0	38 - Iowa State
Nelson, Demarco	5	175	35.0	0	64 - UAB
Sizelove, Jake	1	10	10.0	0	10 - Iowa State
Langer, Zack	1	21	21.0	0	21 - UTEP
Floyd, Conner	1	21	21.0	0	21 - Tulane
Sorrells, Michael	1	21	21.0	0	21 - Rice
TULSA	36	959	26.6	1	95 - Marshall
Opponents	48	893	18.6	0	35 - Rice

Punting

	No	Yds	Avg	TB	FC	I20	Blk	Long
Way, Cole	77	3009	39.1	1	22	24	1	61 - Marshall
TEAM	3	0	0.0	0	0	0	2	0
TULSA	80	3009	37.6	1	22	24	3	61 - Marshall
Opponents	101	4283	42.4	10	22	31	0	71 - UTEP

Interceptions

	No	Yds	Avg	TD	Long
McCoil, Dexter	5	38	7.6	0	25 - Nicholls State
Rose, Lowell	2	0	0.0	0	0 - Marshall/UTEP
Nelson, Demarco	2	18	9.0	0	18 - Iowa State
Dobbins, Dwight	1	-11	-11.0	0	0 - Houston
Dorris, Cory	1	22	22.0	1	22 - Houston
Brown, DeAundre	1	0	0.0	0	0 - UAB
TULSA	12	67	5.6	1	25 - Nicholls State
Opponents	13	225	17.3	4	76 - UCF

Fumble Returns

	No	Yds	Avg	TD	Long
Jackson, Shawn	1	17	17.0	1	17 - UTEP
Rose, Lowell	1	6	6.0	0	6 - Fresno State
Dobbins, Dwight	1	11	11.0	1	11 - Marshall
Nelson, Demarco	1	33	33.0	0	33 - Arkansas
TULSA	4	67	16.8	2	33 - Arkansas
Opponents	1	8	8.0	0	8 - UCF

2012 Defensive Statistics

	G-GS	UT	AT	Tot	TFL-Yds	SK-Yds	INT-Yds	PBU	QBH	FR	FF
Brown, DeAundre	14-14	81	44	125	17.0-85	9.0-69	1-0	8	5	.	.
McCoil, Dexter	14-14	59	32	91	1.5-2	.	5-38	9	.	2-0	1
Jackson, Shawn	11-11	55	33	88	10.5-36	5.0-25	.	5	2	1-17	3
Nelson, Demarco	14-14	52	28	80	4.0-10	.	2-18	3	.	1-33	1
Rose, Lowell	14-14	45	11	56	.	.	2-0	10	1	1-6	2
Dorris, Cory	14-14	23	28	51	10.0-48	6.0-38	1-22	3	5	1-0	.
St. John, Jared	14-14	31	18	49	14.0-81	11.5-75	.	.	4	1-0	3
Bufford, Daeshon	14-14	26	18	44	9.5-41	5.5-34	.	3	1	1-0	1
Jackson, Derrick	14-14	23	18	41	8.0-41	3.0-23	.	1	1	.	.
Osborne, Mitchell	14-5	23	17	40	3.0-21	2.0-20	.	2	1	2-0	2
Martin, Trent	9-6	25	12	37	2.0-12	1.0-8	.	1	2	.	.
Flanders, John	13-12	22	8	30	2.0-5	.	.	3	1	.	.
Jennings, DeWitt	14-5	21	7	28	6.5-29	2.0-15	.	2	1	.	.
Dobbins, Dwight	14-2	18	9	27	1.0-9	.	1-11	2	.	1-11	.
Mudoh, Michael	14-0	15	10	25	.	.	.	2	.	1-0	1
Todd, Brentom	14-0	13	6	19	8.0-29	1.0-4	.	2	1	2-0	.
Alexander, Derrick	14-0	10	9	19	5.5-26	3.0-20	.	1	2	.	.
Sizelove, Jake	14-0	13	6	19
Luetjen, Derrick	13-0	9	5	14	4.0-14	2.0-11
Sorrells, Michael	12-0	5	4	9
Snider, Luke	13-0	2	6	8	1.0-1
Hawkins, Donnell	3-1	4	3	7	1.5-6	1.0-6
Pate, Marcus	14-0	2	5	7
Ratliff, J.D.	14-0	3	3	6
McDaniel, Austin	13-0	1	4	5
White, Bradley	12-0	1	3	4	1-0	.
Williams, Darrell	14-0	2	2	4
Way, Cole	14-0	4	.	4
Langer, Zack	14-0	1	3	4
Garrett, Keyarris	14-11	2	1	3
Hummingbird, Chris	13-0	1	1	2
Dupy, Trent	14-14	.	2	2
Green, Cody	13-13	1	.	1
Alexander, Jake	14-13	1	.	1
Burnham, Bryan	1-1	1	.	1
Jewell, Jack	4-0	1	.	1	1.0-8	1.0-8
TEAM	10-0
TULSA	14-0	596	356	952	110-504	53-356	12-67	57	27	15-67	14
Opponents	14-0	613	574	1187	64-216	9-59	13-225	64	19	11-8	12

2012 Tulsa Individual Superlatives

- **Longest Run from Scrimmage**
81 yards by Ja'Terian Douglas vs. UTEP
- **Longest Run from Scrimmage for TD**
81 yards by Ja'Terian Douglas vs. UTEP
- **Longest Pass Play**
74 yards by Cody Green to Thomas Roberson vs. Tulane
- **Longest Pass Play for TD**
74 yards by Cody Green to Thomas Roberson vs. Tulane
- **Longest Kickoff Return**
95 yards by Trey Watts vs. Marshall
- **Longest Punt Return**
54 yards by Trey Watts vs. UCF (2)
- **Longest Interception Return**
25 yards by Dexter McCoil vs. Nicholls State
- **Longest Punt**
61 yards by Cole Way vs. Marshall
- **Longest Field Goal**
45 yards by Daniel Schwartz vs. Tulane
- **Most Rushing Attempts**
25 by Trey Watts vs. UCF (2) and Iowa State (2); Alex Singleton vs. UCF (2)
- **Most Rushing Yards**
169 yards by Ja'Terian Douglas vs. Rice
- **Most TD's Rushing**
3 by Alex Singleton vs. Tulane, UAB, Marshall, Iowa State (2)
- **Most Passing Attempts**
64 by Cody Green vs. SMU
- **Most Passes Completed**
36 by Cody Green vs. SMU
- **Most Passing Yards**
413 yards by Cody Green vs. SMU
- **Most TD Passes Thrown**
3 by Cody Green vs. UCF, SMU
- **Most Yards Total Offense**
464 yards by Cody Green vs. SMU
- **Most Offensive Plays**
67 by Cody Green vs. SMU
- **Most Passes Caught**
12 by Keyarris Garrett vs. Arkansas
- **Most Yards Receiving**
145 yards by Jordan James vs. SMU
- **Most TD's Receiving**
3 by Keyarris Garrett vs. UCF
- **Most Points Scored (non-kicking)**
18 by Alex Singleton vs. Tulane, UAB, Marshall, Iowa State (2)
- **Most Points Scored Kicking**
12 by Daniel Schwarz vs. Nicholls State
- **Most Kickoff Returns**
4 by Demarco Nelson vs. Marshall; Trey Watts vs. Iowa State (2)
- **Most Kickoff Return Yards**
144 yards by Trey Watts vs. Marshall
- **Most Punt Returns**
4 by Trey Watts vs. UAB, SMU
- **Most Punt Return Yards**
54 yards by Trey Watts vs. UCF (2)
- **Most Interceptions**
1 by Demarco Nelson vs. Iowa State, Iowa State (2); Dexter McCoil vs. Nicholls State, Rice, Arkansas, Houston, Iowa State (2); DeAndre Brown vs. UAB; Lowell Rose vs. Marshall and UTEP; Dwight Dobbins vs. Houston; Cory Dorris vs. Houston
- **Most Interception Return Yards**
25 yards by Dexter McCoil vs. Nicholls State
- **Most Field Goals Scored**
2 by Daniel Schwarz vs. Fresno State, Houston
- **Most Punts**
10 by Cole Way vs. Iowa State
- **Most Punt Yards**
391 yards by Cole Way vs. Iowa State
- **Best Punting Average (min. 2 punts)**
47.2 yards by Cole Way vs. Marshall (5 punts)

2012 Tulsa/Opponents Season High Lows

Tulsa	Category	Opponents
66 vs. Nicholls State	Points Scored	42, UAB
15 vs. Arkansas	Low	7, Houston
32 vs. SMU	First Downs	28, Iowa State
16 vs. Iowa State, Rice	Low	9, Iowa State (2)
69 vs. UCF (2)	Rushing Plays	52, Rice
34 vs. Iowa State	Low	28, Iowa State (2)
364 vs. Tulane	Rushing Yards	246, Rice
106 vs. Arkansas	Low	1, UAB
65 vs. SMU (ties school record)	Passes Attempted	45, Iowa State, Marshall
17 vs. Marshall	Low	21, Nicholls State
36 vs. SMU	Passes Completed	32, Iowa State, Marshall
8 vs. Rice	Low	10, SMU
413 vs. SMU	Passing Yardage	403, Marshall
90 vs. Marshall	Low	113, SMU
103 vs. SMU (school record)	Total Plays	90, Iowa State, Marshall
66 vs. Rice	Low	56, Iowa State (2)
651 vs. Tulane	Total Offense	572, Marshall
328 vs. Arkansas	Low	177, Tulane
9 vs. Nicholls State	Total Touchdowns	6, UAB
2 vs. Arkansas	Low	1, Tulane, UTEP, Houston
2 vs. SMU	Fumbles Lost	2, Nicholls State, FS, UAB, Marshall, UTEP
0 vs. Nicholls State, Fresno State, Rice, Iowa State (2)	Low	0, Iowa State, Tulane, UCF, SMU

INTRO

PLAYERS

STAFF

REVIEW

C-USA

OPPONENTS

HISTORY

RECORDS

2012 Tulsa Opponent Superlatives

- **Longest Run from Scrimmage**
74 yards by Garrett Gilbert, SMU
- **Longest Run from Scrimmage for TD**
74 yards by Garrett Gilbert, SMU
- **Longest Pass Play**
75 yards by Austin Brown to Jamarcus Nelson, UAB
- **Longest Pass Play for TD**
75 yards by Austin Brown to Jamarcus Nelson, UAB
- **Longest Kickoff Return**
35 yards by Jerry Eddington, Rice
- **Longest Punt Return**
39 yards by Ja'Gared Davis, SMU (BLK Punt); 25 yards by Nate Holmes, Arkansas
- **Longest Interception Return**
76 yards by A.J. Bouye, UCF
- **Longest Punt**
71 yards by Ian Campbell, UTEP
- **Longest Field Goal**
49 yards by Cairo Santos, Tulane
- **Most Rushing Attempts**
27 by Robbie Rouse, Fresno State
- **Most Rushing Yards**
135 yards by Robbie Rouse, Fresno State
- **Most TD's Rushing**
3 by Darrin Reaves, UAB; Zach Line, SMU
- **Most Passing Attempts**
45 by Steele Jantz, Iowa State
- **Most Passes Completed**
32 by Steele Jantz, Iowa State
- **Most Passing Yards**
391 yards by Rakeem Cato, Marshall
- **Most TD Passes Thrown**
3 by Austin Brown, UAB; Rakeem Cato, Marshall
- **Most Passes Caught**
11 by Cobi Hamilton, Arkansas
- **Most Yards Receiving**
218 yards by Jordan Leslie, UTEP
- **Most Yards of Total Offense**
400 yards by Rakeem Cato, Marshall
- **Most Offensive Plays**
58 by Steele Jantz, Iowa State
- **Most Points Scored (non-kicking)**
18 by Darrin Reaves, UAB; Zach Line, SMU
- **Most Points Scored Kicking**
8 by Edwin Arceo, Iowa State
- **Most Kickoff Returns**
5 by Autrey Golden, UTEP
- **Most Kickoff Return Yards**
93 yards by Autrey Golden, UTEP
- **Most Punt Returns**
3 by Jackie Williams, UAB; Nate Holmes, Arkansas
- **Most Punt Return Yards**
39 yards by Ja'Gared Davis, SMU (BLK Punt); 38 yds by Jackie Williams, UAB
- **Most Interceptions**
1 by Deon Broomfield and Durrell Givens, Iowa State; T.J. Lumar, Nicholls State; Derron Smith, Patrick Su'a, Tristan Okpalaugo, Fresno State; Lamar Johnson, UAB; Julius White, Rice; Zach McMillian, Houston; A.J. Bouye, UCF; Ja'Gared Davis, SMU; T. Plummer, UCF (2); Jeremy Reeves, Iowa State (2)
- **Most Interception Return Yards**
76 yards by A.J. Bouye, UCF
- **Most Field Goals Scored**
2 by Zach Hocker, Arkansas
- **Most Punts**
10 by Peter Picerelli, Tulane; Andrew Shapiro, Fresno State
- **Most Punting Yards**
439 yards by Andrew Shapiro, Fresno State
- **Best Punting Average (more than 2 punts)**
58.3 yards, Dylan Breeding, Arkansas (3 punts)

2012 Tulsa Starting Lineups

Offense

Opponent	QB	TB	H-B	WR	WR	TE/WR/OL	RT	RG	C	LG	LT
@ ISU	Green	Douglas	Carter	James	Burnham	Copa	DeShane	Burnett	Dupy	Alexander	Grigg
TULANE	Green	Douglas	Carter	James	Garrett	Roberson	DeShane	Moyer	Dupy	Alexander	Grigg
NICHOLLS	Green	Watts	Carter	James	Garrett	Roberson	DeShane	Burnett	Dupy	Moyer	Grigg
FRESNO	Green	Watts	Carter	James	Garrett	Roberson	DeShane	Moyer	Dupy	Alexander	Grigg
@ UAB	Green	Douglas	Carter	James	Garrett	Roberson	DeShane	Burnett	Dupy	Alexander	Grigg
@ Marshall	Green	Watts	Carter	James	Garrett	Roberson	DeShane	Burnett	Dupy	Alexander	Grigg
UTEP	Green	Douglas	Carter	James	Cooper	Copa	DeShane	Burnett	Dupy	Alexander	Grigg
RICE	Henderson	Douglas	Carter	James	Garrett	Roberson	DeShane	Burnett	Dupy	Alexander	Grigg
@ Arkansas	Green	Watts	Carter	James	Garrett	Moyer (OL)	DeShane	Burnett	Dupy	Alexander	Grigg
@ Houston	Green	Douglas	Carter	James	Garrett	Roberson	DeShane	Burnett	Dupy	Alexander	Grigg
UCF	Green	Douglas	Carter	James	Cooper	Copa	DeShane	Burnett	Dupy	Alexander	Grigg
@ SMU	Green	Watts	Carter	James	Garrett	Roberson	DeShane	Burnett	Dupy	Alexander	Grigg
UCF	Green	Watts	Carter	James	Garrett	Roberson	Stafford	Burnett	Dupy	Alexander	Grigg
Iowa State	Green	Watts	Carter	James	Garrett	Roberson	Stafford	Moyer	Dupy	Alexander	Grigg

Defense

Opponent	DE	DT	DT	DE	CANE	MIKE	WILL	BAN	FS	CB	CB
@ ISU	Dorris	D. Jackson	Bufford	St. John	Jennings	Hawkins	Brown	McCoil	Nelson	Flanders	Rose
TULANE	Dorris	D. Jackson	Bufford	St. John	Jennings	Martin	Brown	McCoil	Nelson	Flanders	Rose
NICHOLLS	Dorris	D. Jackson	Bufford	St. John	Jennings	Martin	Brown	McCoil	Nelson	Flanders	Rose
FRESNO	Dorris	D. Jackson	Bufford	St. John	Brown	Martin	S. Jackson	McCoil	Nelson	Flanders	Rose
@ UAB	Dorris	D. Jackson	Bufford	St. John	Jennings	Brown	S. Jackson	McCoil	Nelson	Flanders	Rose
@ Marshall	Dorris	D. Jackson	Bufford	St. John	Osborne	Brown	S. Jackson	McCoil	Nelson	Dobbins	Rose
UTEP	Dorris	D. Jackson	Bufford	St. John	Osborne	Brown	S. Jackson	McCoil	Nelson	Dobbins	Rose
RICE	Dorris	D. Jackson	Bufford	St. John	Osborne	Brown	S. Jackson	McCoil	Nelson	Flanders	Rose
@ Arkansas	Dorris	D. Jackson	Bufford	St. John	Osborne	Brown	S. Jackson	McCoil	Nelson	Flanders	Rose
@ Houston	Dorris	D. Jackson	Bufford	St. John	Jennings	Brown	S. Jackson	McCoil	Nelson	Flanders	Rose
UCF	Dorris	D. Jackson	Bufford	St. John	Brown	Martin	S. Jackson	McCoil	Nelson	Flanders	Rose
@ SMU	Dorris	D. Jackson	Bufford	St. John	Osborne	Brown	S. Jackson	McCoil	Nelson	Flanders	Rose
UCF	Dorris	D. Jackson	Bufford	St. John	Brown	Martin	S. Jackson	McCoil	Nelson	Flanders	Rose
Iowa State	Dorris	D. Jackson	Bufford	St. John	Brown	Martin	S. Jackson	McCoil	Nelson	Flanders	Rose

2012 Team Game-By-Game Summaries

	TU	ISU
First Downs	16	28
Total Net Yards	358	441
Offensive Plays	83	90
Yards Per Play	4.3	4.9
Rushes/Net Yards	34-160	45-160
Net Passing Yards	198	281
Passes Comp/Att.	23-49	32-45
Had Intercepted	2	1
Punts/Average	10-39.1	9-43.0
Penalties/Yards	6-60	4-23
Fumbles/Lost	4-1	0-0
Sacks by	4-37	2-17
3rd Down Conv/Att.	8-22	7-17
4th Down Conv/Att.	1-3	0-0
Possession Time	27:42	32:18

	TU	UAB
First Downs	29	18
Total Net Yards	478	338
Offensive Plays	85	65
Yards Per Play	5.6	5.2
Rushes/Net Yards	46-241	35-1
Net Passing Yards	237	337
Passes Comp/Att.	23-39	20-30
Had Intercepted	1	1
Punts/Average	5-35.4	7-46.1
Penalties/Yards	5-65	12-115
Fumbles/Lost	1-1	4-2
Sacks by	7-68	1-9
3rd Down Conv/Att.	5-13	4-12
4th Down Conv/Att.	0-1	1-1
Possession Time	31:48	28:12

	TU	ARK
First Downs	17	18
Total Net Yards	328	407
Offensive Plays	73	64
Yards Per Play	4.5	6.4
Rushes/Net Yards	36-106	33-135
Net Passing Yards	222	272
Passes Comp/Att.	22-37	21-31
Had Intercepted	0	1
Punts/Average	4-45.8	3-58.3
Penalties/Yards	4-32	5-21
Fumbles/Lost	4-1	3-1
Sacks by	1-6	1-8
3rd Down Conv/Att.	3-15	7-15
4th Down Conv/Att.	2-4	0-1
Possession Time	29:41	30:19

	TU	UCF
First Downs	26	17
Total Net Yards	443	330
Offensive Plays	94	69
Yards Per Play	4.7	4.8
Rushes/Net Yards	69-290	36-136
Net Passing Yards	153	194
Passes Comp/Att.	14-25	14-33
Had Intercepted	1	0
Punts/Average	4-23.2	8-39.9
Penalties/Yards	2-4	8-64
Fumbles/Lost	2-1	2-1
Sacks by	3-27	1-8
3rd Down Conv/Att.	12-22	9-18
4th Down Conv/Att.	1-5	0-0
Possession Time	30:06	29:54

	TU	TLN
First Downs	31	11
Total Net Yards	651	177
Offensive Plays	87	58
Yards Per Play	7.5	3.1
Rushes/Net Yards	55-364	29-7
Net Passing Yards	287	170
Passes Comp/Att.	17-32	15-29
Had Intercepted	0	0
Punts/Average	3-35.3	10-40.3
Penalties/Yards	4-26	3-20
Fumbles/Lost	1-1	0-0
Sacks by	8-48	1-6
3rd Down Conv/Att.	7-14	4-16
4th Down Conv/Att.	1-1	0-1
Possession Time	29:21	30:39

	TU	MAR
First Downs	18	26
Total Net Yards	340	572
Offensive Plays	70	90
Yards Per Play	4.9	6.4
Rushes/Net Yards	53-250	45-169
Net Passing Yards	90	403
Passes Comp/Att.	9-17	32-45
Had Intercepted	0	1
Punts/Average	5-47.2	2-39.5
Penalties/Yards	10-101	5-56
Fumbles/Lost	3-1	4-2
Sacks by	1-4	0-0
3rd Down Conv/Att.	5-14	13-19
4th Down Conv/Att.	3-3	0-3
Possession Time	29:37	30:23

	TU	UH
First Downs	29	16
Total Net Yards	505	262
Offensive Plays	92	72
Yards Per Play	5.5	3.6
Rushes/Net Yards	60-350	32-78
Net Passing Yards	155	184
Passes Comp/Att.	18-32	18-40
Had Intercepted	1	3
Punts/Average	6-39.2	8-46.0
Penalties/Yards	5-45	8-48
Fumbles/Lost	3-1	1-1
Sacks by	3-24	1-3
3rd Down Conv/Att.	7-17	6-17
4th Down Conv/Att.	2-2	0-2
Possession Time	37:59	22:01

	TU	ISU
First Downs	23	9
Total Net Yards	410	268
Offensive Plays	83	56
Yards Per Play	4.9	4.8
Rushes/Net Yards	60-317	28-98
Net Passing Yards	93	170
Passes Comp/Att.	11-23	14-28
Had Intercepted	1	2
Punts/Average	8-36.4	8-35.8
Penalties/Yards	9-73	9-84
Fumbles/Lost	3-0	1-1
Sacks by	5-16	0-0
3rd Down Conv/Att.	5-17	2-14
4th Down Conv/Att.	1-2	0-1
Possession Time	35:32	24:28

	TU	NICH
First Downs	24	14
Total Net Yards	566	370
Offensive Plays	79	67
Yards Per Play	7.2	5.5
Rushes/Net Yards	45-333	46-222
Net Passing Yards	233	148
Passes Comp/Att.	19-34	12-21
Had Intercepted	1	1
Punts/Average	4-33.0	6-45.8
Penalties/Yards	4-42	9-94
Fumbles/Lost	0-0	2-2
Sacks by	5-35	0-0
3rd Down Conv/Att.	10-16	4-15
4th Down Conv/Att.	1-1	0-1
Possession Time	25:20	34:40

	TU	UTEP
First Downs	20	26
Total Net Yards	479	407
Offensive Plays	77	75
Yards Per Play	6.2	5.4
Rushes/Net Yards	54-281	33-31
Net Passing Yards	198	376
Passes Comp/Att.	13-23	27-42
Had Intercepted	0	1
Punts/Average	4-39.5	6-50.5
Penalties/Yards	4-38	3-25
Fumbles/Lost	2-1	2-2
Sacks by	6-36	0-0
3rd Down Conv/Att.	8-17	3-14
4th Down Conv/Att.	2-2	1-3
Possession Time	30:28	29:32

	TU	UCF
First Downs	26	14
Total Net Yards	461	235
Offensive Plays	87	65
Yards Per Play	5.3	3.6
Rushes/Net Yards	53-209	34-66
Net Passing Yards	252	169
Passes Comp/Att.	21-34	13-31
Had Intercepted	1	0
Punts/Average	6-37.2	9-37.3
Penalties/Yards	0-0	3-15
Fumbles/Lost	3-1	1-0
Sacks by	4-19	0-0
3rd Down Conv/Att.	8-17	4-15
4th Down Conv/Att.	0-1	0-1
Possession Time	31:08	28:52

	TU	SMU
First Downs	32	13
Total Net Yards	591	305
Offensive Plays	103	62
Yards Per Play	5.7	4.9
Rushes/Net Yards	38-178	35-192
Net Passing Yards	413	113
Passes Comp/Att.	36-65	10-27
Had Intercepted	1	0
Punts/Average	4-27.8	8-39.8
Penalties/Yards	4-45	7-45
Fumbles/Lost	2-2	1-0
Sacks by	2-9	1-1
3rd Down Conv/Att.	5-18	4-15
4th Down Conv/Att.	5-8	1-2
Possession Time	30:09	29:51

	TU	FS
First Downs	17	16
Total Net Yards	354	364
Offensive Plays	81	81
Yards Per Play	4.4	4.5
Rushes/Net Yards	43-126	37-133
Net Passing Yards	228	231
Passes Comp/Att.	14-38	26-44
Had Intercepted	3	0
Punts/Average	9-42.9	10-43.9
Penalties/Yards	1-5	7-88
Fumbles/Lost	1-0	2-2
Sacks by	2-13	0-0
3rd Down Conv/Att.	5-21	9-23
4th Down Conv/Att.	2-3	1-2
Possession Time	29:40	30:20

	TU	RICE
First Downs	16	21
Total Net Yards	436	393
Offensive Plays	66	87
Yards Per Play	6.6	4.5
Rushes/Net Yards	43-235	52-246
Net Passing Yards	201	147
Passes Comp/Att.	8-23	15-35
Had Intercepted	1	1
Punts/Average	8-35.9	7-38.9
Penalties/Yards	5-50	5-50
Fumbles/Lost	0-0	1-1
Sacks by	2-14	0-0
3rd Down Conv/Att.	3-14	8-21
4th Down Conv/Att.	0-1	2-3
Possession Time	24:37	35:23

	TU	SMU
First Downs	32	13
Total Net Yards	591	305
Offensive Plays	103	62
Yards Per Play	5.7	4.9
Rushes/Net Yards	38-178	35-192
Net Passing Yards	413	113
Passes Comp/Att.	36-65	10-27
Had Intercepted	1	0
Punts/Average	4-27.8	8-39.8
Penalties/Yards	4-45	7-45
Fumbles/Lost	2-2	1-0
Sacks by	2-9	1-1
3rd Down Conv/Att.	5-18	4-15
4th Down Conv/Att.	5-8	1-2
Possession Time	30:09	29:51

INTRO
PLAYERS
STAFF
REVIEW
C-USA
OPPONENTS
HISTORY
RECORDS

2012 Game-By-Game Offensive Statistics

Rushing Opponent	Watts A-Yds-Td	Douglas A-Yds-Td	Singleton A-Yds-Td	Green A-Yds-Td	Langer A-Yds-Td	Carter A-Yds-Td	Henderson A-Yds-Td	Calcagni A-Yds-Td	Sorrells A-Yds-Td
@ Iowa State	10-125-0	11-55-1	3-1-0	9/-20/0	0-0-0	0-0-0	dnp	dnp	0-0-0
TULANE	12-92-0	13-85-0	14-102-3	1-9-0	4-16-0	3-11-0	7-39-1	1-10-0	0-0-0
NICHOLLS	7-44-1	5-163-2	11-25-2	0-0-0	15-67-2	1-3-0	3-27-0	2-1-0	1-3-0
FRESNO ST.	7-9-0	11-52-1	18-56-0	6-13-0	0-0-0	0-0-0	dnp	dnp	0-0-0
@ UAB	10-93-1	11-19-0	12-58-3	5-47-1	0-0-0	4-12-0	dnp	dnp	1-15-0
@ Marshall	18-111-0	8-31-0	16-94-3	8-25-0	0-0-0	0-0-0	dnp	dnp	0-0-0
UTEP	9-33-0	13-128-1	21-96-2	1-1-0	7-26-0	1/-1-0	2/-2-0	dnp	0-0-0
RICE	inj	17-169-1	18-63-2	inj	2-4-0	0-0-0	2-6-0	dnp	1-0-0
@ Arkansas	19-81-1	5-19-0	3/-2-1	7-24-0	0-0-0	0-0-0	dnp	dnp	0-0-0
@ Houston	11-57-0	12-87-0	16-79-2	10-31-2	7-68-0	3-8-0	1-20-0	dnp	0-0-0
UCF	20-122-0	7-9-0	18-64-0	6-15-0	0-0-0	1-1-0	dnp	dnp	0-0-0
@ SMU	13-58-0	8-20-0	12-29-1	3-51-0	0-0-0	1-3-0	dnp	dnp	1-17-0
UCF	25-134-0	8-20-1	25-100-2	11-36-0	0-0-0	0-0-0	dnp	dnp	0-0-0
Iowa State	25-149-0	8-79-0	15-35-3	10-58-1	0-0-0	0-0-0	0-0-0	dnp	dnp

Passing Opponent	Green C-A-I-Yds-Td	Henderson C-A-I-Yds-Td	Calcagni C-A-I-Yds-Td	Watts C-A-I-Yds-Td
@ Iowa State	23-49-2-198-2	dnp	dnp	0-0-0-0-0
TULANE	16-26-0-274-2	1-6-0-13-0	0-0-0	0-0-0-0-0
NICHOLLS	10-15-0-130-2	6-15-1-55-0	3-4-0-48-0	0-0-0-0-0
FRESNO ST.	13-37-3-202-1	dnp	dnp	1-1-0-26-1
@ UAB	23-39-1-237-2	dnp	dnp	0-0-0-0-0
@ Marshall	9-17-0-90-1	dnp	dnp	0-0-0-0-0
UTEP	13-22-0-198-0	0-1-0-0-0	dnp	0-0-0-0-0
RICE	inj	8-23-1-201-1	dnp	inj
@ Arkansas	22-37-0-222-0	dnp	dnp	0-0-0-0-0
@ Houston	17-31-1-130-0	1-1-0-25-0	dnp	0-0-0-0-0
UCF	21-34-1-252-3	dnp	dnp	0-0-0-0-0
@ SMU	36-64-1-413-3	dnp	dnp	0-0-0-0-0
UCF	14-25-1-153-1	dnp	dnp	0-0-0-0-0
Iowa State	11-23-1-93-0	0-0-0-0-0	dnp	0-0-0-0-0

Receiving Opponent	Burnham R-Yds-Td	Roberson R-Yds-Td	Garrett R-Yds-Td	Watts R-Yds-Td	James R-Yds-Td	Carter R-Yds-Td	Cooper R-Yds-Td	Langer R-Yds-Td	Patterson R-Yds-Td
@ Iowa State	9-90-0	4-35-1	4-28-1	3-31-0	2-14-0	1-0-0	dnp	0-0-0	0-0-0
TULANE	inj	1-74-1	4-73-0	4-53-0	2-33-1	2-20-0	1-17-0	1-13-0	1-6-0
NICHOLLS	inj	0-0-0	4-50-1	1-11-0	4-51-0	3-40-1	0-0-0	0-0-0	1-7-0
FRESNO ST.	inj	3-65-1	2-53-1	2-0-0	4-84-0	2-23-0	dnp	0-0-0	0-0-0
@ UAB	inj	0-0-0	6-52-1	3-41-0	4-53-0	7-71-0	2-13-0	0-0-0	0-0-0
@ Marshall	inj	0-0-0	3-58-0	0-0-0	1-4-1	5-28-0	dnp	0-0-0	0-0-0
UTEP	inj	3-62-0	2-11-0	3-40-0	1-11-0	3-19-0	0-0-0	1-55-0	0-0-0
RICE	inj	1-33-0	3-118-1	inj	2-33-0	2-17-0	0-0-0	0-0-0	0-0-0
@ Arkansas	inj	2-36-0	12-94-0	2-53-0	2-15-0	4-24-0	0-0-0	0-0-0	0-0-0
@ Houston	inj	1-0-0	5-21-0	2-4-0	4-74-0	5-31-0	0-0-0	0-0-0	0-0-0
UCF	inj	4-41-0	7-130-3	4-38-0	3-32-0	3-11-0	0-0-0	0-0-0	0-0-0
@ SMU	inj	4-40-0	8-90-1	4-44-0	9-145-0	9-69-1	dnp	0-0-0	1-16-0
UCF	inj	4-68-1	4-48-0	2-11-0	2-16-0	2-10-0	dnp	0-0-0	0-0-0
Iowa State	inj	2-35-0	3-19-0	4-17-0	1-3-0	1-19-0	dnp	0-0-0	0-0-0

Receiving Opponent	Singleton R-Yds-Td	Floyd R-Yds-Td	Atkinson R-Yds-Td	Douglas R-Yds-Td	Epps R-Yds-Td
@ Iowa State	1/-2/0	0-0-0	dnp	0-0-0	0-0-0
TULANE	0-0-0	0-0-0	0-0-0	0-0-0	dnp
NICHOLLS	0-0-0	2-41-0	4-33-0	0-0-0	0-0-0
FRESNO ST.	1-3-0	0-0-0	inj	0-0-0	dnp
@ UAB	0-0-0	0-0-0	inj	1-7-0	dnp
@ Marshall	0-0-0	dnp	inj	0-0-0	dnp
UTEP	0-0-0	0-0-0	inj	0-0-0	dnp
RICE	0-0-0	0-0-0	inj	0-0-0	dnp
@ Arkansas	0-0-0	dnp	inj	0-0-0	dnp
@ Houston	0-0-0	0-0-0	inj	0-0-0	1-25-0
UCF	0-0-0	dnp	inj	0-0-0	dnp
@ SMU	1-9-1	0-0-0	inj	0-0-0	0-0-0
UCF	0-0-0	dnp	inj	0-0-0	0-0-0
Iowa State	0-0-0	dnp	inj	0-0-0	dnp

2012 Game-By-Game Tackle Chart

Defense	ISU S-AT	TLN S-AT	NICH S-AT	FS S-AT	UAB S-AT	MAR S-AT	UTEP S-AT	RICE S-AT	ARK S-AT	UH S-AT	UCF S-AT	SMU S-AT	UCF S-AT	ISU S-AT
---------	-------------	-------------	--------------	------------	-------------	-------------	--------------	--------------	-------------	------------	-------------	-------------	-------------	-------------

Secondary

Dobbins	0-0	1-0	1-0	1-0	4-1	4-2	1-1	0-0	0-1	1-2	1-0	2-0	1-0	0-2
Flanders	4-0	1-0	2-0	3-1	1-0	dnp	0-0	0-0	4-3	1-2	1-0	1-0	3-0	1-2
McCoil	6-4	1-0	3-1	8-2	1-1	4-1	4-3	12-1	4-3	4-2	1-5	3-0	5-6	3-3
McDaniel	0-0	0-0	0-0	0-0	0-0	1-0	0-1	0-0	0-0	0-1	0-0	0-0	0-0	0-2
Mudoh	0-0	1-1	1-0	1-1	1-2	0-0	7-1	0-0	1-0	1-2	1-2	0-0	1-0	1-1
Nelson	8-5	3-2	2-0	4-2	2-0	4-3	2-0	6-0	3-4	3-5	6-1	5-2	3-3	1-1
Pate	0-0	0-0	1-0	0-0	0-0	0-0	0-2	0-0	0-0	0-1	0-1	0-1	0-0	1-0
Ratliff	0-0	0-0	2-0	0-0	0-0	0-0	0-0	0-0	0-0	0-1	0-0	0-0	0-0	1-2
Rose	7-0	2-1	3-0	5-1	2-0	3-0	5-1	4-1	5-1	0-1	2-2	1-1	3-2	3-0
Snider	dnp	1-0	1-0	0-0	0-1	0-0	0-1	0-0	0-0	0-3	0-0	0-1	0-0	0-0
White	dnp	0-0	0-0	0-0	0-1	0-0	0-1	1-0	0-0	0-1	0-0	0-0	0-0	0-0
D. Williams	0-0	0-0	1-0	0-1	0-0	0-0	0-0	0-0	0-1	0-0	0-0	0-0	0-0	1-0

Linebackers

Brown	9-4	8-0	3-1	9-3	7-0	4-7	7-7	11-2	3-8	5-5	8-1	3-1	4-5	0-0
Hawkins	2-2	1-1	1-0	inj	inj	inj	inj	inj	inj	inj	inj	inj	inj	inj
S. Jackson	dnp	dnp	dnp	7-4	4-2	10-6	4-0	6-0	5-2	2-5	6-4	2-3	2-3	6-3
Jennings	7-2	1-0	3-0	3-0	1-0	2-0	0-0	1-0	0-0	1-5	0-0	1-0	1-0	0-0
Martin	3-0	5-1	5-4	1-0	inj	inj	inj	inj	1-3	dnp	1-1	3-1	3-0	3-2
Osborne	0-0	0-0	3-0	2-0	3-1	2-4	4-3	3-0	3-2	0-1	0-1	1-1	0-1	2-3
Sizelove	0-0	0-2	5-0	0-0	1-2	2-0	0-2	0-0	0-1	1-0	2-1	0-0	0-0	1-0

Line

D. Alexander	0-0	0-1	2-0	0-0	2-0	0-1	1-4	2-0	0-0	2-0	0-1	0-1	0-1	1-0
Bufford	4-1	3-1	3-1	3-0	4-4	3-1	0-2	2-1	0-1	1-4	0-2	0-1	1-0	3-0
Dorris	2-2	3-1	0-0	1-2	1-1	3-3	2-2	0-1	0-5	3-3	1-2	3-5	2-1	2-0
Hummingbird	0-0	0-0	1-0	0-0	0-0	0-0	0-0	0-0	0-0	0-1	0-0	0-0	dnp	0-0
D. Jackson	4-0	1-2	2-1	3-0	2-1	0-2	1-0	3-0	3-1	0-4	0-2	0-1	1-3	2-2
Jack Jewell	dnp	0-0	0-0	dnp	dnp	dnp	0-0	dnp	dnp	1-0	dnp	dnp	dnp	dnp
Luetjen	0-0	3-0	4-1	0-0	0-0	2-2	0-1	0-0	0-0	0-1	0-0	0-0	0-0	dnp
St. John	3-0	2-0	4-0	2-1	2-0	3-4	2-2	3-1	0-2	1-2	2-1	4-1	2-3	0-1
Todd	1-0	1-0	1-1	0-0	1-1	1-0	0-1	5-1	1-1	0-1	0-0	2-0	0-0	0-0

Others

J. Alexander	0-0	0-0	0-0	0-0	1-0	0-0	0-0	0-0	0-0	0-0	0-0	0-0	0-0	0-0
Burnham	1-0	inj	inj	inj	inj	inj	inj	inj	inj	inj	inj	inj	inj	inj
Dupy	0-0	0-0	0-0	0-0	0-0	1-0	0-0	0-0	0-0	0-0	0-0	0-0	0-0	0-0
Garrett	1-0	0-1	0-0	0-0	0-0	0-0	0-0	0-0	0-0	0-0	0-0	0-0	0-0	0-0
Green	0-0	0-0	0-0	0-0	0-0	0-0	0-0	inj	0-0	0-0	1-0	0-0	0-0	0-0
Langer	0-0	1-0	0-0	0-0	0-1	0-0	0-0	0-0	0-1	0-0	0-1	0-0	0-0	0-0
Sorrells	0-0	0-0	1-0	1-0	0-1	0-0	1-1	0-0	1-0	1-0	0-2	0-0	0-0	dnp
Way	0-0	0-0	1-0	0-0	0-0	0-0	1-0	1-0	1-0	0-0	0-0	0-0	0-0	0-0

INTRO

PLAYERS

STAFF

REVIEW

C-USA

OPPONENTS

HISTORY

RECORDS

2012 Player Participation Chart

#	Player	GP-GS	ISU	TLN	NICH	FS	UAB	MARSHALL	UTEP	RICE	AR	HOU	UCF	SMU	UCF	ISU
47	Abbott, Blake	1/-	XXX
54	Alexander, Derrick	14/-	XXX	XXX	XXX	XXX	XXX	XXX	XXX	XXX	XXX	XXX	XXX	XXX	XXX	XXX
77	Alexander, Jake	14/13	START	START	XXX	START	START	START	START	START	START	START	START	START	START	START
2	Atkinson, Joshua	3/-	XXX	XXX	XXX
5	Blankenship, Malachi	14/-	XXX	XXX	XXX	XXX	XXX	XXX	XXX	XXX	XXX	XXX	XXX	XXX	XXX	XXX
2	Brown, DeAundre	14/14	START	START	START	START	START	START	START	START	START	START	START	START	START	START
56	Bufford, Daeshon	14/14	START	START	START	START	START	START	START	START	START	START	START	START	START	START
74	Burnett, Stetson	14/11	START	XXX	START	XXX	START	START	START	START	START	START	START	START	START	XXX
88	Burnham, Bryan	1/1	START
18	Calcagni, Joseph	2/-	...	XXX	XXX
34	Carter, Willie	14/14	START	START	START	START	START	START	START	START	START	START	START	START	START	START
29	Chavira, Jonathan	1/-	XXX
19	Compton, Jake	2/-	...	XXX	XXX
4	Cooper, Khiry	10/2	XXX	XXX	XXX	...	XXX	XXX	START	XXX	XXX	XXX	START
87	Copa, Charlie	13/3	START	XXX	XXX	XXX	XXX	XXX	START	XXX	XXX	XXX	START	...	XXX	XXX
73	DeShane, Brian	12/12	START	START	START	START	START	START	START	START	START	START	START	START
9	Dobbins, Dwight	14/2	XXX	XXX	XXX	XXX	XXX	START	START	XXX	XXX	XXX	XXX	XXX	XXX	XXX
93	Dorris, Cory	14/14	START	START	START	START	START	START	START	START	START	START	START	START	START	START
25	Douglas, Ja'Terian	14/7	START	START	XXX	XXX	START	XXX	START	START	XXX	START	START	XXX	XXX	XXX
53	Dupy, Trent	14/14	START	START	START	START	START	START	START	START	START	START	START	START	START	START
86	Epps, Zach	5/-	...	XXX	...	XXX	XXX	...	XXX	XXX	...
21	Flanders, John	13/12	START	START	START	START	START	...	XXX	START	START	START	START	START	START	START
80	Floyd, Conner	6/-	...	XXX	XXX	...	XXX	...	XXX	XXX	...	XXX
1	Garrett, Keyarris	14/11	XXX	START	START	START	START	START	XXX	START	START	START	XXX	START	START	START
68	Gladd, Garrett	6/-	...	XXX	XXX	XXX	...	XXX	XXX	XXX
7	Green, Cody	13/13	START	START	START	START	START	START	START	...	START	START	START	START	START	START
72	Grigg, Jared	14/14	START	START	START	START	START	START	START	START	START	START	START	START	START	START
43	Hawkins, Donnell	3/1	START	XXX	XXX
15	Henderson, Kalen	6/1	...	XXX	XXX	XXX	START	...	XXX	XXX
62	Henry, Alec	12/-	...	XXX	XXX	...	XXX	XXX	XXX	XXX	XXX	XXX	XXX	XX	XXX	XXX
18	Higuera, Reymundo	14/-	XXX	XXX	XXX	XXX	XXX	XXX	XXX	XXX	XXX	XXX	XXX	XXX	XXX	XXX
46	Hummingbird, Chris	13/-	XXX	XXX	XXX	XXX	XXX	XXX	XXX	XXX	XXX	XXX	XXX	XXX	...	XXX
92	Jackson, Derrick	14/14	START	START	START	START	START	START	START	START	START	START	START	START	START	START
55	Jackson, Shawn	11/11	START	START	START	START	START	START	START	START	START	START	START
12	James, Jordan	14/14	START	START	START	START	START	START	START	START	START	START	START	START	START	START
27	Jennings, DeWitt	14/5	START	START	START	XXX	START	XXX	XXX	XXX	XXX	START	XXX	XXX	XXX	XXX
98	Jewell, Jack	4/-	...	XXX	XXX	XXX	XXX
52	Lafortune, Billy	3/-	...	XXX	XXX	XXX
24	Langer, Zack	14/-	XXX	XXX	XXX	XXX	XXX	XXX	XXX	XXX	XXX	XXX	XXX	XXX	XXX	XXX
3	Lathrop, Zachary	1/-	XXX
99	Luetjen, Derrick	13/-	XXX	XXX	XXX	XXX	XXX	XXX	XXX	XXX	XXX	XXX	XXX	XXX	XXX	...
40	Martin, Trent	9/6	XXX	START	START	START	XXX	...	START	XXX	START	START
26	McCoil, Dexter	14/14	START	START	START	START	START	START	START	START	START	START	START	START	START	START
37	McDaniel, Austin	13/-	...	XXX	XXX	XXX	XXX	XXX	XXX	XXX	XXX	XXX	XXX	XXX	XXX	XXX
65	Moyer, Gabe	14/5	XXX	START	START	START	XXX	XXX	XXX	XXX	START	XXX	XXX	XXX	XXX	START
1	Mudoh, Michael	14/-	XXX	XXX	XXX	XXX	XXX	XXX	XXX	XXX	XXX	XXX	XXX	XXX	XXX	XXX
38	Nelson, Colbert	1/-	XXX
20	Nelson, Marco	14/14	START	START	START	START	START	START	START	START	START	START	START	START	START	START
32	Osborne, Mitchell	14/5	XXX	XXX	XXX	XXX	XXX	START	START	START	START	XXX	XXX	START	XXX	XXX
39	Pate, Marcus	14/-	XXX	XXX	XXX	XXX	XXX	XXX	XXX	XXX	XXX	XXX	XXX	XXX	XXX	XXX
11	Patterson, Derek	14/-	XXX	XXX	XXX	XXX	XXX	XXX	XXX	XXX	XXX	XXX	XXX	XXX	XXX	XXX
15	Ratliff, J.D.	14/-	XXX	XXX	XXX	XXX	XXX	XXX	XXX	XXX	XXX	XXX	XXX	XXX	XXX	XXX
26	Roberson, Thomas	14/10	XXX	START	START	START	START	START	XXX	START	XXX	START	XXX	START	START	START
7	Rose, Lowell	14/14	START	START	START	START	START	START	START	START	START	START	START	START	START	START
3	Schwarz, Daniel	14/-	XXX	XXX	XXX	XXX	XXX	XXX	XXX	XXX	XXX	XXX	XXX	XXX	XXX	XXX
8	Singleton, Akex	14/-	XXX	XXX	XXX	XXX	XXX	XXX	XXX	XXX	XXX	XXX	XXX	XXX	XXX	XXX
53	Sizelove, Jake	14/-	XXX	XXX	XXX	XXX	XXX	XXX	XXX	XXX	XXX	XXX	XXX	XXX	XXX	XXX
30	Snider, Luke	13/-	...	XXX	XXX	XXX	XXX	XXX	XXX	XXX	XXX	XXX	XXX	XXX	XXX	XXX
33	Sorrells, Michael	12/-	XXX	XXX	XXX	XXX	XXX	XXX	XXX	XXX	XXX	XXX	XXX	XXX
50	St. John, Jared	14/14	START	START	START	START	START	START	START	START	START	START	START	START	START	START
76	Stafford, Garrett	8/2	...	XXX	XXX	XXX	XXX	XXX	XXX	START	START
97	Todd, Brentom	14/-	XXX	XXX	XXX	XXX	XXX	XXX	XXX	XXX	XXX	XXX	XXX	XXX	XXX	XXX
22	Watts, Trey	13/7	XXX	XXX	START	START	XXX	START	XXX	...	START	XXX	XXX	START	START	START
28	Way, Cole	14/-	XXX	XXX	XXX	XXX	XXX	XXX	XXX	XXX	XXX	XXX	XXX	XXX	XXX	XXX
49	White, Bradley	12/-	...	XXX	XXX	XXX	XXX	XXX	XXX	XXX	XXX	XXX	...	XXX	XXX	XXX
23	Williams, Darrell	14/-	XXX	XXX	XXX	XXX	XXX	XXX	XXX	XXX	XXX	XXX	XXX	XXX	XXX	XXX
41	Wilson, Cody	14/-	XXX	XXX	XXX	XXX	XXX	XXX	XXX	XXX	XXX	XXX	XXX	XXX	XXX	XXX

C-USA



Jared Grigg proclaims Tulsa as the 2012 Conference USA Champions after the Golden Hurricane defeated UCF in overtime by a score of 33-27 on December 1, 2012. It marked the second C-USA title for the Hurricane since joining the league in the 2005 season.

INSIDE

Conference USA Profile	80	2013 C-USA Composite Schedule	84
2012 C-USA Standings	81	2013 C-USA Football Television Schedule	85-86
2012 C-USA Team Stats	81-82	2013-14 College Football Bowl Schedule	86
2012 C-USA Individual Stats	82-83		

Conference USA

Conference USA officially gets a new look July 1, 2013, while maintaining the same commitment to excellence, integrity and leadership in athletics, academics and in our communities.

Eight institutions, including the return of charter member Charlotte along with FIU, Florida Atlantic, Louisiana Tech, Middle Tennessee, North Texas, Old Dominion and UTSA, will join with East Carolina, Marshall, Rice, Southern Miss, Tulane, Tulsa, UAB and UTEP.

From its beginning in 1995, Conference USA's dedication to excellence has been the league's guiding principle and remains a common thread today and for a promising future. Throughout the changes during the C-USA history, the conference has held onto its strong foundation that reflects the league's national presence. These 16 schools have compiled numerous athletic and academic achievements. Additionally, the C-USA footprint will grow by nearly 20 percent, while providing the geography that allows for a divisional scheduling model that will be beneficial to the student-athletes, fan-friendly and cost effective.

Conference USA sponsors competition in 20 sports - nine for men (baseball, basketball, cross country, football, golf, soccer, tennis and indoor and outdoor track and field) and 11 for women (basketball, cross country, golf, rowing, softball, soccer, swimming and diving, tennis, indoor and outdoor track and field and volleyball).

The league sponsors numerous academic awards, including the Commissioner's Honor Roll and the Commissioner's Academic Medal, indicative of out-

standing achievement in the classroom, in addition to sport specific All-Academic teams.

C-USA annually awards 12 postgraduate scholarships, along with the Sport Academic Award, Scholar Athletes of the Year and the Institutional Academic Excellence Award. Conference USA also added a Spirit of Service Award, recognizing student-athletes three times a year for a combination of significant community service efforts, good academic standing and participation in their elected sport.

SUCCESS ON THE PLAYING FIELD

Conference USA performers have achieved great success in competition, placing the league among the top conferences in the nation.

FOOTBALL

- 72 teams have earned bowl bids
- Member of the Bowl Championship Series
- Bowl tie-ins with the AutoZone Liberty Bowl, Beef 'O' Brady's St. Petersburg Bowl, Bell Helicopter Armed Forces Bowl, Heart of Dallas Bowl, Military Bowl, R+L Carriers New Orleans Bowl and Sheraton Hawai'i Bowl.

MEN'S BASKETBALL

- Consistently rated as one of the top basketball leagues in the country
- 108 postseason teams (50 NCAA, 42 NIT, 8 CBI, 8 CIT)
- One National Championship title game appearance
- Three Final Four teams

- Seven Elite Eight NCAA Tournament teams
- One NIT Champion and four NIT semifinalists
- Inaugural CBI Champion
- CIT Champion

WOMEN'S BASKETBALL

- 48 NCAA Tournament appearances
- 43 WNIT appearances
- One team in the NCAA Sweet 16
- Two WNIT semifinalists
- One WBI Champion

BASEBALL

- 58 NCAA appearances
- Six College World Series appearances (2009, 2008, 2007, 2006, 2005 and 2001)
- 14 Super Regional appearances
- Has produced at least four NCAA teams in eight of the last 10 seasons

In addition, 37 volleyball teams, 67 men's and women's soccer teams and 39 softball teams have earned NCAA Tournament bids. C-USA has sent three men's soccer teams to the NCAA College Cup, three softball teams to the Women's College World Series and three volleyball teams to the Sweet 16. The league has also had nine national champions in NCAA track and field competition, one national champion in diving and numerous NCAA individual and team competitors in cross country, golf, swimming, tennis and track and field. Overall, Conference USA teams and individuals have made more than 700 NCAA appearances.

C-USA Quick Facts

Commissioner: Britton Banowsky

PR/Football: Russell Anderson

E-mail: rdanderson@c-usa.org

Phone: 214-774-1300

Fax: 214-496-0046

Website: www.conferenceusa.com

Mailing Address: 5201 North O'Connor Blvd., Suite 300, Irving, Texas 75039



2012 C-USA Final Standings

Team	C-USA	Pct.	ALL	Pct.	Home	Road
EAST DIVISION						
UCF	7-1	.875	10-4	.714	5-1	5-3
East Carolina	7-1	.875	8-5	.615	5-1	3-4
Marshall	4-4	.500	5-7	.417	3-3	2-4
Memphis	4-4	.500	4-8	.333	3-3	1-5
UAB	2-6	.250	3-9	.250	2-4	1-5
Southern Miss	0-8	.000	0-12	.000	0-6	0-6

WEST DIVISION

x-Tulsa	7-1	.875	11-3	.786	7-0	4-3
SMU	5-3	.625	7-6	.538	5-2	2-4
Rice	4-4	.500	7-6	.538	3-3	4-3
Houston	4-4	.500	5-7	.417	4-3	1-4
UTEP	2-6	.250	3-9	.250	2-4	1-5
Tulane	2-6	.250	2-10	.167	2-5	0-5

x- C-USA Champion

2012 C-USA Team Stats

Rush Offense	G	Att	Yds	Avg	TD	Yds/G
Southern Miss	14	553	2872	5.2	17	205.1
Tulsa	14	689	3440	5.0	41	245.7
Rice	13	625	2623	4.2	26	201.8
UCF	14	527	2545	4.8	33	181.8
Marshall	12	480	2030	4.2	24	169.2
Southern Miss	12	479	1855	3.9	17	154.6
Memphis	12	489	1821	3.7	18	151.8
Houston	12	393	1814	4.6	18	151.2
UTEP	12	455	1782	3.9	13	148.5
East Carolina	13	459	1760	3.8	23	135.4
SMU	13	400	1716	4.3	22	132.0
UAB	12	416	1323	3.2	19	110.2
Tulane	12	280	475	1.7	3	39.6

Pass Offense	G	Att	Comp	Int	Pct	Yds	Avg	TD	Yds/G
Marshall	12	607	424	12	69.9	4381	7.2	39	365.1
Houston	12	591	337	20	57.0	3941	6.7	27	328.4
UAB	12	479	279	13	58.2	3706	7.7	21	308.8
Tulane	12	536	310	20	57.8	3359	6.3	23	279.9
East Carolina	13	488	319	14	65.4	3551	7.3	25	273.2
SMU	13	516	273	15	52.9	3059	5.9	16	235.3
Rice	13	401	236	5	58.9	2933	7.3	19	225.6
UCF	14	412	257	7	62.4	3158	7.7	28	225.6
UTEP	12	376	198	13	52.7	2688	7.1	16	224.0
Tulsa	14	471	248	13	52.7	2960	6.3	9	211.4
Southern Miss	12	313	151	13	48.2	2019	6.5	9	68.2
Memphis	12	283	182	3	64.3	1999	7.1	16	166.6

Total Offense	G	Rush	Pass	Plays	Yds	Avg	TD	Yds/G
Marshall	12	2030	4381	1087	6411	5.9	63	534.2
Houston	12	1814	3941	984	5755	5.8	45	479.6
Tulsa	14	3440	2960	1160	6400	5.5	60	457.1
Rice	13	2623	2933	1026	5556	5.4	45	427.4
UAB	12	1323	3706	895	5029	5.6	40	419.1
East Carolina	13	1760	3551	947	5311	5.6	48	408.5
UCF	14	2545	3158	939	5703	6.1	61	407.4
UTEP	12	1782	2688	831	4470	5.4	29	372.5
SMU	13	1716	3059	916	4775	5.2	38	367.3
Southern Miss	12	1855	2019	792	3874	4.9	26	322.8
Tulane	12	475	3359	816	3834	4.7	26	319.5
Memphis	12	1821	1999	772	3820	4.9	34	318.3

Scoring Offense	TD	XP	2XP	DXP	FG	SAF	Pts	Avg
Marshall	65	60	0	1	13	0	491	40.9
UCF	67	60	1	0	10	1	496	35.4
Tulsa	65	52	3	0	12	1	486	34.7
Houston	47	45	1	0	20	0	389	32.4
Rice	50	45	0	0	23	0	414	31.8
East Carolina	52	50	1	0	15	0	409	31.5
SMU	49	47	0	0	18	1	397	30.5
UAB	43	39	0	0	14	0	339	28.2
Memphis	39	36	0	1	7	0	293	24.4
Tulane	28	26	0	0	21	0	257	21.4
UTEP	32	26	3	0	10	0	254	21.2
Southern Miss	29	27	0	0	11	1	236	19.7

Rush Defense	G	Rush	Yds	Avg	TD	Yds/G
SMU	13	418	1533	3.7	14	117.9
Tulsa	14	520	1674	3.2	20	119.6
Memphis	12	425	1656	3.9	15	138.0
East Carolina	13	467	2015	4.3	21	155.0
UCF	14	544	2182	4.0	21	155.9
UAB	12	477	2192	4.6	33	182.7
Rice	13	506	2479	4.9	30	190.7
Houston	12	521	2313	4.4	23	192.8
UTEP	12	481	2332	4.8	24	194.3
Marshall	12	527	2437	4.6	30	203.1
Southern Miss	12	500	2490	5.0	34	207.5
Tulane	12	528	2675	5.1	30	222.9

Pass Eff. Defense	Att	Cmp	Int	Pct	Yds	TD	Eff
UCF	480	288	11	60.0	3048	16	119.8
Tulsa	481	269	12	55.9	3195	19	119.8
SMU	540	300	21	55.6	3616	27	120.5
Houston	510	302	19	59.2	3483	25	125.3
Memphis	435	269	8	61.8	2947	25	134.0
UTEP	384	229	7	59.6	2950	18	136.0
Tulane	380	212	15	55.8	3116	23	136.7
Rice	378	213	11	56.3	3058	21	136.8
East Carolina	475	279	10	58.7	3584	28	137.4
Marshall	426	277	9	65.0	3042	30	144.0
Southern Miss	338	219	5	64.8	2628	23	149.6
UAB	356	232	6	65.2	2935	22	151.4

Total Defense	Rush	Pass	Plays	Yds	Avg	TD	Yds/G
Tulsa	1674	3195	1001	4869	4.9	39	347.8
UCF	2182	3048	1024	5230	5.1	37	373.6
Memphis	1656	2947	860	4603	5.4	40	383.6
SMU	1533	3616	958	5149	5.4	41	396.1
Rice	2479	3058	884	5537	6.3	51	425.9
Southern Miss	2490	2628	838	5118	6.1	57	426.5
UAB	2192	2935	833	5127	6.2	55	427.2
East Carolina	2015	3584	942	5599	5.9	49	430.7
UTEP	2332	2950	865	5282	6.1	42	440.2
Marshall	2437	3042	953	5479	5.7	60	456.6
Tulane	2675	3116	908	5791	6.4	53	482.6
Houston	2313	3483	1031	5796	5.6	48	483.0

INTRO

PLAYERS

STAFF

REVIEW

C-USA

OPPONENTS

HISTORY

RECORDS

Scoring Defense	TD	XP	2XP	DXP	FG	Saf	Pts	Avg/G
UCF	40	36	0	0	11	0	309	22.1
Tulsa	44	36	1	1	9	0	331	23.6
SMU	43	38	1	0	12	0	334	25.7
UTEP	46	43	0	1	12	0	357	29.8
Rice	53	44	2	0	8	0	390	30.0
Memphis	44	42	0	0	19	0	363	30.2
East Carolina	52	49	1	0	16	0	411	31.6
Houston	55	52	1	0	16	0	432	36.0
UAB	57	53	2	1	15	2	450	37.5
Southern Miss	60	55	0	0	13	0	454	37.8
Tulane	59	56	0	0	17	0	461	38.4
Marshall	69	62	1	0	13	0	517	43.1

TO Margin	(Gained)			(Lost)			Mar
	Fum	Int	Tot	Fum	Int	Tot	
SMU	16	21	37	8	15	23	+14
UCF	16	11	27	8	7	15	+12
Rice	16	11	27	17	5	22	+5
Tulsa	15	12	27	11	13	24	+3
East Carolina	12	10	22	8	14	22	+0
Memphis	15	8	23	21	3	24	-1
Marshall	9	9	18	8	12	20	-2
UTEP	12	7	19	10	13	23	-4
Houston	12	19	31	15	20	35	-4
UAB	12	6	18	14	13	27	-9
Tulane	9	15	24	13	20	33	-9
Southern Miss	7	5	12	15	13	28	-16

Kickoff Returns	G	Ret	Yds	TD	Avg
Tulsa	14	36	959	1	26.6
UCF	14	38	943	3	24.8
UTEP	12	46	1096	2	23.8
SMU	13	30	692	0	23.1
Rice	13	38	876	1	23.1
Memphis	12	50	1141	0	22.8
Southern Miss	12	53	1137	1	21.5
UAB	12	33	687	0	20.8
Marshall	12	51	1014	0	19.9
East Carolina	13	49	972	1	19.8
Houston	12	41	801	0	19.5
Tulane	12	44	847	0	19.2

Punt Returns	G	Ret	Yds	TD	Avg
Memphis	12	25	300	1	12.0
Tulane	12	13	144	0	11.1
UCF	14	25	266	0	10.6
UTEP	12	19	191	1	10.1
UAB	12	26	261	2	10.0
SMU	13	21	205	0	9.8
East Carolina	13	22	188	0	8.5
Marshall	12	15	124	1	8.3
Tulsa	14	31	254	1	8.2
Southern Miss	12	6	40	0	6.7
Rice	13	19	97	1	5.1
Houston	12	24	93	0	3.9

Punting	Punts	Avg	PR	Avg	Yds/P
UTEP	66	42.6	65	1.0	39.8
Houston	61	45.4	205	3.4	39.2
Memphis	61	42.7	191	3.1	38.8
Tulane	71	41.1	202	2.8	37.6
Marshall	46	43.1	176	3.8	37.1
East Carolina	61	42.6	199	3.3	36.5
Southern Miss	64	39.8	190	3.0	35.6
SMU	71	41.2	324	4.6	35.6
Rice	65	37.0	48	0.7	35.1
UCF	61	39.9	151	2.5	34.6
Tulsa	80	37.6	226	2.8	34.5
UAB	52	43.1	358	6.9	32.8

First Downs	G	Rush	Pass	Pen	Total
Marshall	12	117	214	22	353
Tulsa	14	171	126	27	324
Rice	13	147	140	19	306
UCF	14	145	144	12	301
Houston	12	91	176	25	292
East Carolina	13	104	159	22	285
UAB	12	93	150	27	270
SMU	13	92	141	16	249
UTEP	12	95	119	19	233
Southern Miss	12	108	87	20	215
Tulane	12	44	143	27	214
Memphis	12	112	85	14	211

2012 C-USA Individual Stats

RUSHING	G	Att	Yds	Avg	TD	Yds/G
MURRAY, L., UCF	11	198	1106	5.6	15	100.5
LINE, Zach, SMU	13	277	1278	4.6	13	98.3
SIMS, Charles, HOU	9	142	851	6.0	11	94.6
REAVES, Darrin, UAB	12	215	1037	4.8	13	86.4
WATTS, T, TLS	13	186	1108	6.0	3	85.2
JEFFERY, N., UTEP	11	184	897	4.9	7	81.5
COOPER, V., ECU	13	200	1049	5.2	7	80.7
GROOMS, K., MAR	11	121	737	6.1	8	67.0
DOUGLAS, J., TLS	14	137	936	6.8	7	66.9
HAYS, Brandon, MEM	9	118	576	4.9	6	64.0

PASS EFFICIENCY	G	Att	Cmp	Int	Pct	Yds	TD	Eff
CATO, Rakeem, MAR	12	584	406	11	69.5	4201	37	147.1
BORTLES, Blake, UCF	14	399	251	7	62.9	3059	25	144.5
CARDEN, Shane, ECU	13	413	273	10	66.1	3116	23	143.0
KARAM, Jacob, MEM	12	274	176	3	64.2	1895	14	137.0
GRIFFIN, Ryan, TLN	9	394	245	11	62.2	2771	20	132.4
BROWN, Austin, UAB	12	355	205	12	57.7	2673	15	128.2
McHARGUE, T., RICE	12	325	194	5	59.7	2209	12	125.9
PILAND, David, HOU	11	448	256	12	57.1	2929	16	118.5
LAMAISON, N., UTEP	10	252	126	9	50.0	1686	12	114.8
GREEN, C., TLS	13	419	228	11	54.4	2592	17	114.5

TOTAL OFFENSE	G	Rush	Pass	Plays	Tot	Yds/G
CATO, Rakeem, MAR	12	31	4201	641	4232	352.7
GRIFFIN, Ryan, TLN	9	127	2771	426	2644	293.8
PILAND, David, HOU	11	190	2929	493	3119	283.5
GILBERT, G., SMU	13	346	2932	600	3278	252.2
CARDEN, Shane, ECU	13	74	3116	498	3190	245.4
McHARGUE, T., RICE	12	667	2209	489	2876	239.7
BORTLES, Blake, UCF	14	285	3059	486	3344	238.9
GREEN, C., TLS	13	283	2592	497	2875	221.2
BROWN, A., UAB	12	237	2673	417	2436	203.0
KARAM, Jacob, MEM	12	221	1895	375	2116	176.3

RECEPTIONS/GAME	G	Rec	Yds	TD	Avg	Yds/G
SHULER, TOMMY, MAR	12	110	1138	6	10.3	9.17
HARDY, JUSTIN, ECU	13	88	1105	11	12.6	6.77
GRANT, RYAN, TLN	12	76	1149	6	15.1	6.33
PEACE, D., HOU	9	54	603	2	11.2	6.00
JOHNSON, D., SMU	11	64	787	5	12.3	5.82
WILSON, A., MAR	12	69	741	9	10.7	5.75
DOBSON, A., MAR	10	57	679	3	11.9	5.70
JOHNSON, J., SMU	13	67	679	3	10.1	5.15
GARRETT, K., TLS	14	67	845	9	12.6	4.79
EDWARDS, M., UTEP	10	45	765	6	17.0	4.50

REC. YDS/GAME	G	Rec	Yds	TD	Avg	Yds/G
GRANT, Ryan, TLN	12	76	1149	6	15.1	95.8
SHULER, Tommy, MAR	12	110	1138	6	10.3	94.8
HARDY, Justin, ECU	13	88	1105	11	12.6	85.0
LESLIE, Jordan, UTEP	12	51	973	6	19.1	81.1
EDWARDS, M., UTEP	10	45	765	6	17.0	76.5
JOHNSON, D., SMU	11	64	787	5	12.3	71.5
DOBSON, Aaron, MAR	10	57	679	3	11.9	67.9
PEACE, D., HOU	9	54	603	2	11.2	67.0
WILLIAMS, J., UAB	12	52	799	1	15.4	66.6
TAYLOR, Jordan, RICE	13	57	826	3	14.5	63.5

ALL-PURPOSE	G	Rush	Rcv	PR	KR	Yds	Avg/G
WATTS, T., TLS	13	1108	343	154	586	2191	168.5
SIMS, Charles, HOU	9	851	373	0	0	1224	136.0
MURRAY, L., UCF	11	1106	231	0	0	1337	121.5
LINE, Zach, SMU	13	1278	229	0	0	1507	115.9
REAVES, Darrin, UAB	12	1037	302	0	19	1358	113.2
EDWARDS, M., UTEP	10	36	765	106	128	1035	103.5
HARDY, Justin, ECU	13	0	1105	175	0	1280	98.5
COOPER, V., ECU	13	1049	229	0	0	1278	98.3
WILLIAMS, J., UAB	12	0	799	132	227	1158	96.5
SHULER, Tommy, MAR	12	0	1138	15	0	1153	96.1

INTERCEPTIONS	G	Int	Yds	TD	Int/G
HAYDEN, D.J., HOU	9	4	171	2	0.44
DOSS, Lorenzo, TLN	12	5	79	0	0.42
McMILLIAN, Z., HOU	12	5	8	0	0.42
MCCOIL, D., TLS	14	5	38	0	0.36
BALLENTINE, L., MEM	12	3	14	0	0.25
STEWART, P., HOU	12	3	-1	0	0.25
ACKER, Kenneth, SMU	13	3	82	1	0.23
REED, Taylor, SMU	13	3	82	2	0.23
THOMPSON, C., ECU	13	3	28	0	0.23
JOYNER, Randall, SMU	13	3	23	0	0.23

PUNT RETURNS	G	Ret	Yds	TD	Avg
MALONE, K., MEM	12	22	261	0	11.9
WORTON, J.J., UCF	14	25	266	0	10.6
HARDY, Justin, ECU	13	20	175	0	8.8
EDWARDS, M., UTEP	10	14	106	0	7.6
WATTS, T., TLS	13	22	154	1	7.0

KICKOFF RETURNS	G	Ret	Yds	TD	Avg
MCDUFFIE, Q., UCF	14	17	582	3	34.2
GOLDEN, A., UTEP	12	29	822	2	28.3
WATTS, T., TLS	13	21	586	1	27.9
McCAIN, Bobby, MEM	12	28	721	0	25.8
THOMPSON, D., SMU	13	16	411	0	25.7

PUNTING	G	Punt	Yds	Avg
LEONE, RICHIE, HOU	12	60	2730	45.5
WILLIAMS, TYLER, MAR	12	43	1943	45.2
MULLINS, HUNTER, UAB	12	50	2239	44.8
HORNSEY, TOM, MEM	12	60	2606	43.4
TIGNOR, TRENT, ECU	13	61	2601	42.6
CAMPBELL, IAN, UTEP	12	66	2814	42.6

FIELD GOALS	G	FG	FGA	Pct	FG/G
BOSWELL, Chris, RICE	13	23	29	79.3	1.77
SANTOS, Cairo, TLN	12	21	21	100.0	1.75
HOGAN, Matt, HOU	12	20	25	80.0	1.67
HOVER, Chase, SMU	13	18	29	62.1	1.38
LONG, Ty, UAB	12	14	17	82.4	1.17

SCORING (TDs)	G	TD	Run	Pass	Ret	Pts	Avg/G
SINGLETON, A., TLS	14	25	24	1	0	150	10.7
MURRAY, L., UCF	11	19	15	4	0	114	10.4
SIMS, Charles, HOU	9	14	11	3	0	84	9.3
REAVES, Darrin, UAB	12	14	13	1	0	84	7.0
LINE, Zach, SMU	13	13	13	0	0	78	6.0

TACKLES	G	SOLO	AST	TOTAL	TPG
BURDETTE, Marvin, UAB	12	90	67	157	13.1
LEGRANDE, D., MAR	12	69	63	132	11.0
STEWART, P., HOU	12	57	71	128	11.0
STEWART, T., HOU	12	52	74	126	11.0
MATHEWS, D., HOU	12	46	80	126	10.5
DANIELS, E., HOU	12	48	64	112	9.3
FELY, Josh, UTEP	12	44	68	112	9.3
OKOROHA, O., MAR	12	43	65	108	9.0
BROWN, D., TLS	14	81	44	125	8.9
ISHMAEL, Kemal, UCF	14	68	56	124	8.9
HUNTER, D.J., MAR	12	46	56	102	8.5
GEATHERS, C., UCF	14	62	55	117	8.4
MONROE, Darion, TLN	12	60	36	96	8.0
JACKSON, S., TLS	11	55	33	88	8.0

SACKS	G	SOLO	AST	TOTAL
ST JOHN, J., TLS	14	11	1	11.5
STEWART, P., HOU	12	10	2	11.0
COLLINS, Jamie, USM	12	10	0	10.0
BROWN, D., TLS	14	9	0	9.0
HUNT, Margus, SMU	13	8	0	8.0

TACKLES FOR LOSS	G	TOTAL	AVG
COLLINS, Jamie, USM	12	20.0	1.67
STEWART, P., HOU	12	19.0	1.58
MATHEWS, D., HOU	12	17.0	1.42
BROWN, D., TLS	14	17.0	1.21
REED, Taylor, SMU	13	14.5	1.12
ST JOHN, J., TLS	14	14.0	1.00

PASSES DEFENDED	G	TOTAL	AVG
GAINES, Phillip, RICE	13	18	1.38
HAYDEN, D.J., HOU	9	12	1.33
ARMSTRONG, A., ECU	13	15	1.15
ACKER, Kenneth, SMU	13	15	1.15
MCCOIL, D., TLS	14	14	1.00
McMILLIAN, Zach, HOU	12	11	0.92
TRAVIS, Ryan, TLN	12	11	0.92
ROSE, L., TLS	14	12	0.86

INTRO
PLAYERS
STAFF
REVIEW
C-USA
OPPONENTS
HISTORY
RECORDS

2013 C-USA Composite Schedule

THURSDAY, AUGUST 29

Western Carolina at Middle Tennessee
Jackson State at Tulane

Tulsa at Bowling Green

FRIDAY, AUGUST 30

Florida Atlantic at Miami (Fla.)

SATURDAY, AUGUST 31

Old Dominion at East Carolina
FIU at Maryland
Louisiana Tech at NC State
Miami (Ohio) at Marshall
Idaho at North Texas
Rice at Texas A&M
Texas State at Southern Miss
UAB at Troy
UTSA at New Mexico

THURSDAY, SEPTEMBER 5

Florida Atlantic at East Carolina

FRIDAY, SEPTEMBER 6

UCF at FIU

SATURDAY, SEPTEMBER 7

Lamar at Louisiana Tech
Gardner-Webb at Marshall
Middle Tennessee at North Carolina
North Texas at Ohio
Southern Miss at Nebraska
South Alabama at Tulane
Colorado State at Tulsa
UAB at LSU
New Mexico at UTEP
Oklahoma State at UTSA

THURSDAY, SEPTEMBER 12

Tulane at Louisiana Tech

SATURDAY, SEPTEMBER 14

Virginia Tech at East Carolina
Florida Atlantic at South Florida
Bethune-Cookman at FIU
Marshall at Ohio
Memphis at Middle Tennessee
Ball State at North Texas
Kansas at Rice
Southern Miss at Arkansas
Tulsa at Oklahoma
UTEP at New Mexico State
UTSA at Arizona

SATURDAY, SEPTEMBER 21

Middle Tennessee at Florida Atlantic
FIU at Louisville
Louisiana Tech at Kansas
Marshall at Virginia Tech
North Texas at Georgia
Houston at Rice
Tulane at Syracuse
Northwestern State at UAB
UTSA at UTEP

THURSDAY, SEPTEMBER 26

Iowa State at Tulsa

FRIDAY, SEPTEMBER 27

Middle Tennessee at BYU

SATURDAY, SEPTEMBER 28

East Carolina at North Carolina
Florida Atlantic at Rice
Louisiana Tech vs. Army (in Dallas)
Southern Miss at Boise State
Tulane at Louisiana-Monroe
UAB at Vanderbilt
UTEP at Colorado State
Houston at UTSA

SATURDAY, OCTOBER 5

East Carolina at Middle Tennessee
Florida Atlantic at UAB
FIU at Southern Miss
Louisiana Tech at UTEP
UTSA at Marshall
North Texas at Tulane
Rice at Tulsa

SATURDAY, OCTOBER 12

East Carolina at Tulane
Marshall at Florida Atlantic
UAB at FIU
Middle Tennessee at North Texas
Rice at UTSA
Tulsa at UTEP

SATURDAY, OCTOBER 19

Southern Miss at East Carolina
North Texas at Louisiana Tech
Rice at New Mexico State

THURSDAY, OCTOBER 24

Marshall at Middle Tennessee

SATURDAY, OCTOBER 26

Florida Atlantic at Auburn
Louisiana Tech at FIU
North Texas at Southern Miss
UTEP at Rice
Tulsa at Tulane
UAB at UTSA

THURSDAY, OCTOBER 31

Rice at North Texas

SATURDAY, NOVEMBER 2

East Carolina at FIU
Tulane at Florida Atlantic
Southern Miss at Marshall
Middle Tennessee at UAB
UTSA at Tulsa
UTEP at Texas A&M

SATURDAY, NOVEMBER 9

Tulsa at East Carolina
FIU at Middle Tennessee
Southern Miss at Louisiana Tech
UAB at Marshall
UTEP at North Texas
Tulane at UTSA

THURSDAY, NOVEMBER 14

Marshall at Tulsa

SATURDAY, NOVEMBER 16

UAB at East Carolina
Florida Atlantic at Southern Miss
FIU at UTEP
Louisiana Tech at Rice

THURSDAY, NOVEMBER 21

Rice at UAB

SATURDAY, NOVEMBER 23

East Carolina at NC State
New Mexico State at Florida Atlantic
Marshall at FIU
Tulsa at Louisiana Tech
Middle Tennessee at Southern Miss
UTSA at North Texas
UTEP at Tulane

FRIDAY, NOVEMBER 29

East Carolina at Marshall
FIU at Florida Atlantic

SATURDAY, NOVEMBER 30

Louisiana Tech at UTSA
UTEP at Middle Tennessee
North Texas at Tulsa
Tulane at Rice
Southern Miss at UAB

SATURDAY, DECEMBER 7

C-USA Championship Game

2013 Conference USA Football Television Schedule

CBS SPORTS NETWORK SCHEDULE

Saturday, August 31	Miami (Ohio) at Marshall	7:00 p.m. EDT/6:00 p.m. CDT
Friday, September 6	UCF at FIU	8:00 p.m. EDT/7:00 p.m. CDT
Saturday, September 7	Colorado State at Tulsa	7:00 p.m. EDT/6:00 p.m. CDT
Saturday, September 14	Kansas at Rice	7:30 p.m. EDT/6:30 p.m. CDT
Saturday, September 28	UTEP at Colorado State	3:30 p.m. EDT/2:30 p.m. CDT
Saturday, October 5	Louisiana Tech at UTEP	7:30 p.m. EDT/6:30 p.m. CDT
Saturday, October 5	Rice at Tulsa	3:30 p.m. EDT/2:30 p.m. CDT
Saturday, October 19	North Texas at Louisiana Tech	4:00 p.m. EDT/3:00 p.m. CDT
Saturday, November 2	Southern Miss at Marshall	12:30 p.m. EDT/11:30 a.m. CDT
Saturday, November 9	Southern Miss at Louisiana Tech	7:00 p.m. EST/6:00 p.m. CST
Saturday, November 16	Louisiana Tech at Rice	7:00 p.m. EST/6:00 p.m. CST
Saturday, November 23	Tulsa at Louisiana Tech	7:00 p.m. EST/6:00 p.m. CST
Friday, November 29	East Carolina at Marshall	12:00 p.m. EST/12:00 p.m. CST

FOX SPORTS 1 SCHEDULE

Thursday, September 5	Florida Atlantic at East Carolina	7:30 p.m. EDT/6:30 p.m. CDT
Saturday, September 7	Oklahoma State at UTSA	Noon EDT/11:00 a.m. CDT
Thursday, September 12	Tulane at Louisiana Tech	7:30 p.m. EDT/6:30 p.m. CDT
Saturday, September 14	Virginia Tech at East Carolina	Noon EDT/11:00 a.m. CDT
Thursday, September 26	Iowa State at Tulsa	7:30 p.m. EDT/6:30 p.m. CDT
Thursday, October 24	Marshall at Middle Tennessee	7:30 p.m. EDT/6:30 p.m. CDT
Thursday, October 31	Rice at North Texas	7:30 p.m. EDT/6:30 p.m. CDT
Thursday, November 14	Marshall at Tulsa	7:30 p.m. EST/6:30 p.m. CST
Thursday, November 21	Rice at UAB	7:30 p.m. EST/6:30 p.m. CST
Friday, November 29	FIU at Florida Atlantic	3:00 p.m. EST/2:00 p.m. CST

FSN SCHEDULE

Saturday, September 14	Ball State at North Texas	4:00 p.m. EDT/3:00 p.m. CDT
Saturday, September 21	Houston vs. Rice (Reliant Stadium)	3:00 p.m. EDT/2:00 p.m. CDT

FS1 or FSN SCHEDULE

Saturday, September 28	Army vs. Louisiana Tech (Dallas, Texas)	3:30 p.m. EDT/2:30 p.m. CDT
Saturday, September 28	Houston at UTSA	TBA
Saturday, October 5	East Carolina at Middle Tennessee	TBA
Saturday, October 12	Tulsa at UTEP	TBA
Saturday, October 19	Southern Miss at East Carolina	TBA
Saturday, November 9	Tulsa at East Carolina	TBA
Saturday, November 23	Marshall at FIU	TBA
Saturday, November 30	North Texas at Tulsa	TBA

FOX COLLEGE SPORTS

Saturday, August 31	Old Dominion at East Carolina	7:00 p.m. EDT/6:00 p.m. CDT
Saturday, September 7	New Mexico at UTEP	8:00 p.m. EDT/7:00 p.m. CDT
Saturday, September 21	UTSA at UTEP	8:00 p.m. EDT/7:00 p.m. CDT
Saturday, October 5	North Texas at Tulane	3:30 p.m. EDT/2:30 p.m. CDT
Saturday, October 12	Marshall at Florida Atlantic	5:00 p.m. EDT/4:00 p.m. CDT
Saturday, October 26	North Texas at Southern Miss	7:00 p.m. EDT/6:00 p.m. CDT
Saturday, November 2	Middle Tennessee at UAB	1:00 p.m. EDT/Noon CDT
Saturday, November 9	FIU at Middle Tennessee	4:00 p.m. EST/3:00 p.m. CST
Saturday, November 16	Charlotte at Old Dominion	Noon EST/11:00 a.m. CST
Saturday, November 30	Tulane at Rice	3:00 p.m. EST/2:00 p.m. CST

ESPN SCHEDULE

Saturday, December 21	R+L Carriers New Orleans Bowl	9:00 p.m. EST/8:00 p.m. CST
Monday, December 23	Beef 'O' Brady's Bowl	2:00 p.m. EST/1:00 p.m. CST
Tuesday, December 24	Sheraton Hawai'i Bowl	8:00 p.m. EST/7:00 p.m. CST
Friday, December 27	Military Bowl	2:30 p.m. EST/1:30 p.m. CST
Tuesday, December 31	AutoZone Liberty Bowl	4:00 p.m. EST/3:00 p.m. CST

ESPN or ESPN 2 SCHEDULE

Saturday, December 7	C-USA Football Championship Game	TBA
----------------------	----------------------------------	-----

INTRO

PLAYERS

STAFF

REVIEW

C-USA

OPPONENTS

HISTORY

RECORDS

ESPN U SCHEDULE**Thursday, August 29**

Friday, August 30

Wednesday, January 1

Tulsa at Bowling Green

Florida Atlantic at Miami (Fla.)

Heart of Dallas Bowl

7:00 p.m. EDT/6:00 p.m. CDT

8:00 p.m. EDT/7:00 p.m. CDT

Noon EST/11:00 a.m. CST

ABC, ESPN or ESPN 2 SCHEDULE**Saturday, September 14****Tulsa at Oklahoma****Noon EDT/11:00 a.m. CDT****ESPN 3 SCHEDULE**

Saturday, September 7

Saturday, September 14

North Texas at Ohio

Marshall at Ohio

7:00 p.m. EST/6:00 p.m. CST

8:00 p.m. EST/7:00 p.m. CST

COMCAST SPORTS SOUTHEAST (CSS) REGIONAL SCHEDULE

Saturday, September 14

Saturday, September 21

Saturday, October 5

Saturday, October 12

Saturday, October 26

Saturday, November 2

Saturday, November 9

Saturday, November 9

Saturday, November 16

Saturday, November 23

Saturday, November 30

Memphis at Middle Tennessee

Middle Tennessee at Florida Atlantic

FIU at Southern Miss

UAB at FIU

UTEP at Rice

UTSA at Tulsa

UAB at Marshall

UTEP at North Texas

Florida Atlantic at Southern Miss

Middle Tennessee at Southern Miss

Louisiana Tech at UTSA

TBA

TBA

TBA

TBA

TBA

TBA

Noon EST/11:00 a.m. CST

TBA

TBA

TBA

TBA

CST REGIONAL SCHEDULE (LOUISIANA)

Saturday, September 7

Saturday, October 26

South Alabama at Tulane

Tulsa at Tulane

3:30 p.m. EDT/2:30 p.m. CDT

3:30 p.m. EDT/2:30 p.m. CDT

2013-14 College Football Bowl Schedule

Date	Bowl	Matchup	Location	Time	Network
Dec. 21	Gildan New Mexico Bowl	Mountain West vs. Pac-12	Albuquerque, N.M.	2 p.m.	ESPN
Dec. 21	Las Vegas Bowl	Mountain West vs. Pac-12	Las Vegas, Nev.	3:30 p.m.	ABC
Dec. 21	Famous Idaho Potato Bowl	Mountain West vs. MAC	Boise, Idaho	5:30 p.m.	ESPN
Dec. 21	R+L Carriers New Orleans Bowl	C-USA vs. Sun Belt	New Orleans, La.	.9 p.m.	ESPN
Dec. 23	Beef 'O' Brady's St. Petersburg Bowl	C-USA vs. American	St. Petersburg, Fla.	2 p.m.	ESPN
Dec. 24	Sheraton Hawaii Bowl	C-USA vs. Mountain West	Honolulu, Hawaii	8 p.m.	ESPN
Dec. 26	Little Caesars Pizza Bowl	MAC vs. Big Ten	Detroit, Mich.	6 p.m.	ESPN
Dec. 26	San Diego Co. Credit Union Poinsettia Bowl	Mountain West vs. Army	San Diego, Calif.	9:30 p.m.	ESPN
Dec. 27	Military Bowl	C-USA vs. ACC	Annapolis, Md.	2:30 p.m.	ESPN
Dec. 28	Texas Bowl	Big 12 vs. Big Ten	Houston, Texas	6 p.m.	ESPN
Dec. 27	Kraft Fight Hunger Bowl	Pac-12 vs. BYU	San Francisco, Calif.	3:15 p.m.	ESPN
Dec. 28	New Era Pinstripe Bowl	American vs. Big 12	New York, N.Y.	12 p.m.	ESPN
Dec. 28	Belk Bowl	ACC vs. American	Charlotte, N.C.	3:20 p.m.	ESPN
Dec. 28	Russell Athletic Bowl	ACC vs. American	Orlando, Fla.	6:45 p.m.	ESPN
Dec. 28	Buffalo Wild Wings Bowl	Big Ten vs. Big 12	Tempe, Ariz.	10:15 p.m.	ESPN
Dec. 30	Bell Helicopter Armed Forces Bowl	Mountain West vs. Navy	Fort Worth, Texas	11:45 a.m.	ESPN
Dec. 30	Franklin American Mortgage Music City Bowl	SEC vs. ACC	Nashville, Tenn.	3:15 p.m.	ESPN
Dec. 30	Valero Alamo Bowl	Big 12 vs. Pac-12	San Antonio, Texas	6:45 p.m.	ESPN
Dec. 30	Holiday Bowl	Pac-10 vs. Big 12	San Diego, Calif.	10:15 p.m.	ESPN
Dec. 31	AdvoCare V100 Bowl	ACC vs. SEC	Shreveport, La.	12:30 p.m.	ESPN
Dec. 31	Hyundai Sun Bowl	Pac-12 vs. ACC	El Paso, Texas	2 p.m.	CBS
Dec. 31	AutoZone Liberty Bowl	C-USA vs. SEC	Memphis, Tenn.	4 p.m.	ESPN
Dec. 31	Chick-fil-A Bowl	ACC vs. SEC	Atlanta, Ga.	7:30 p.m.	ESPN
Jan. 1	Heart of Dallas Bowl	C-USA vs. Big Ten	Dallas, Texas	Noon	ESPN U
Jan. 1	Taxslayer.com Gator Bowl	Big Ten vs. SEC	Jacksonville, Fla.	12 p.m.	ESPN2
Jan. 1	Outback Bowl	Big Ten vs. SEC	Tampa, Fla.	1 p.m.	ABC
Jan. 1	Capital One Bowl	SEC vs. Big Ten	Orlando, Fla.	1 p.m.	ESPN
Jan. 1	Rose Bowl Game presented by Vizio	BCS vs. BCS	Pasadena, Calif.	5 p.m.	ESPN
Jan. 1	Tostitos Fiesta Bowl	BCS vs. BCS	Glendale, Ariz.	8:30 p.m.	ESPN
Jan. 2	Allstate Sugar Bowl	BCS vs. BCS	New Orleans, La.	8:30 p.m.	ESPN
Jan. 3	Discover Orange Bowl	BCS vs. BCS	Miami, Fla.	TBA	ESPN
Jan. 3	AT&T Cotton Bowl	Big 12 vs. SEC	Arlington, Texas	7:30 p.m.	FOX
Jan. 4	BBVA Compass Bowl	SEC vs. American	Birmingham, Ala.	1 p.m.	ESPN
Jan. 5	GoDaddy.com Bowl	Sun Belt vs. MAC	Mobile, Ala.	9 p.m.	ESPN
Jan. 6	BCS National Championship Game	BCS #1 vs. BCS #2	Miami, Fla.	8 p.m.	ESPN

All Times Eastern and Subject to Change


OPPONENTS



Oklahoma's Aaron Colvin leads the Sooner defense in 2013



INSIDE

2013 Opponents	88-90
Series History Against 2013 Opponents	91-92

GAME 1	QUICK FACTS	MEDIA INFO	TEAM INFO	2013 SCHEDULE
 <p>BOWLING GREEN August 29 (Thurs.) • 6:00 pm (CT) Bowling Green, Ohio ESPN U</p>	<p>Location: Bowling Green, Ohio Founded: 1910 Enrollment: 17,234 Nickname: Falcons Colors: Orange & Brown Conference: Mid-American Athletics Director: Greg Christopher Stadium: Perry Stadium (24,000) Head Coach: Dave Clawson (Williams '89), 5th year Record at School: 22-28 (4 years) Career Record: 80-77 (13 years)</p>	<p>Football SID: Jason Knavel Office Phone: 419-372-7075 Cell Phone: 814-464-5009 E-Mail: jknavel@bgsu.edu Press Box Phone: 419-372-2069 Facebook: BGSUAthletics Twitter: @BGAthletics</p> <p>www.bgsufalcons.com</p>	<p>2012 Record: 8-5 2012 Conference Record: 6-2 (2nd place, East) 2012 Bowl Appearance: Military Bowl (Lost to San Jose State, 29-20) Lettermen Returning/Lost: 50/14 Starters Returning: 20 (9 Offense, 9 Defense, 2 Specialists) Basic Offense: 4-2-5 Basic Defense: Multiple</p>	<p>Aug. 29 TULSA Sept. 7 at Kent State* Sept. 14 at Indiana Sept. 21 MURRAY STATE Sept. 28 AKRON* Oct. 5 UMASS* Oct. 12 at Mississippi State Oct. 26 TOLEDO* Nov. 5 at Miami* Nov. 12 OHIO* Nov. 23 at Eastern Michigan* Nov. 29 at Buffalo* <i>*Mid-American Conference Games</i></p>
 <p>COLORADO STATE September 7 • 6:00 pm (CT) H.A. Chapman Stadium CBS Sports Network</p>	<p>Location: Fort Collins, Colo. Founded: 1870 Enrollment: 26,769 Nickname: Rams Colors: Forest Green & Gold Conference: Mountain West Athletics Director: Jack Graham Stadium: Sonny Lubick Field @ Hughes Stadium (32,500) Head Coach: Jim McElwain (Eastern Washington '84), 2nd year Record at School: 4-8 Career Record: same</p>	<p>Football SID: Paul Kirk Office Phone: 970-491-4672 Cell Phone: 970-988-3482 E-Mail: paul.kirk@colostate.edu Press Box Phone: 970-491-8100 and 491-8111 Facebook: CSUAthletics Twitter: @CSUAthletics</p> <p>www.CSURams.com</p>	<p>2012 Record: 4-8 2012 Conference Record: 3-5 (Tie - 6th place) 2012 Bowl Appearance: none Lettermen Returning/Lost: 45/17 Starters Returning: 17 (9 Offense, 6 Defense, 2 Specialists) Basic Offense: Multiple Basic Defense: Multiple</p>	<p>Sept. 1 COLORADO Sept. 7 at TULSA Sept. 14 CAL POLY Sept. 21 at Alabama Sept. 28 UTEP Oct. 12 SAN JOSE STATE* Oct. 19 at Wyoming* Oct. 26 at Hawaii* Nov. 2 BOISE STATE* Nov. 9 NEVADA* Nov. 16 at New Mexico* Nov. 23 at Utah State* Nov. 30 AIR FORCE <i>*Mountain West Conference Games</i></p>
 <p>OKLAHOMA September 14 • 11:00 am (CT) Norman, Okla. ABC, ESPN or ESPN 2</p>	<p>Location: Norman, Okla. Founded: 1890 Enrollment: 31,097 Nickname: Sooners Colors: Crimson & Cream Conference: Big 12 Athletics Director: Joe Castiglione Stadium: Gaylord Family - Oklahoma Memorial Stadium (82,112) Head Coach: Bob Stoops (Iowa '83), 15th year Record at School: 149-37 (14 years) Career Record: same</p>	<p>Football SID: Pete Moris Office Phone: 405-325-0096 Cell Phone: 816-213-5411 E-Mail: pmoris@OU.edu Press Box Phone: 985-448-4845 Facebook: OklahomaSooners Twitter: @SoonersSports.com</p> <p>www.SoonerSports.com</p>	<p>2012 Record: 10-3 2012 Conference Record: 8-1 (Tie-1st place) 2012 Bowl Appearance: Cotton Bowl (Lost to Texas A&M, 41-13) Lettermen Returning/Lost: 45/22 Starters Returning: 22 (15 Offense, 7 Defense) Basic Offense: Multiple Basic Defense: Multiple</p>	<p>Aug. 31 UL-Monroe Sept. 7 WEST VIRGINIA* Sept. 14 TULSA Sept. 28 at Notre Dame Oct. 5 TCU* Oct. 12 Texas* @ Dallas Oct. 19 at Kansas* Oct. 26 TEXAS TECH* Nov. 7 @ Baylor* Nov. 16 IOWA STATE* Nov. 23 at Kansas State* Dec. 7 at Oklahoma State* <i>*Big 12 Conference Games</i></p>
 <p>IOWA STATE September 26 (Thurs.) 6:30 pm (CT) H.A. Chapman Stadium FOX Sports</p>	<p>Location: Ames, Iowa Founded: 1858 Enrollment: 29,887 Nickname: Cyclones Colors: Cardinal & Gold Conference: Big 12 Athletics Director: Jamie Pollard Stadium: Jack Trice Stadium (55,000) Head Coach: Paul Rhoads (Missouri Western '89), 5th year Record at School: 24-27 (4 years) Career Record: same</p>	<p>Football SID: Mike Green Office Phone: 515-294-3372 Cell Phone: 515-460-5804 E-Mail: mgreen@iastate.edu Press Box Phone: 515-294-8443 Facebook: IowaStateAthletics Twitter: @CycloneATH</p> <p>www.Cyclones.com</p>	<p>2012 Record: 6-7 2012 Conference Record: 3-6 (9th place) 2011 Bowl Appearance: AutoZone Liberty Bowl (Lost to Tulsa, 31-17) Lettermen Returning/Lost: 36/29 Starters Returning: 11 (6 Offense, 5 Defense) Basic Offense: Spread Basic Defense: 4-3</p>	<p>Aug. 31 NORTHERN IOWA Sept. 14 IOWA Sept. 26 at TULSA Oct. 3 TEXAS* Oct. 12 at Texas Tech* Oct. 19 at Baylor* Oct. 26 OKLAHOMA STATE* Nov. 2 at Kansas State* Nov. 9 TCU* Nov. 16 at Oklahoma* Nov. 23 KANSAS* Nov. 30 at West Virginia* <i>*Big 12 Conference Games</i></p>
 <p>RICE October 5 • 2:30 pm (CT) H.A. Chapman Stadium CBS Sports Network</p>	<p>Location: Houston, Texas Founded: 1912 Enrollment: 6,082 Nickname: Owls Colors: Blue & Gray Conference: C-USA Athletics Director: Rick Greenspan Stadium: Rice Stadium (47,000) Head Coach: David Bailiff (Texas State '81), 7th year Record at School: 30-44 (6 years) Career Record: 51-59 (9 years)</p>	<p>Football SID: Chuck Pool Office Phone: 713-348-5775 Cell Phone: 832-244-6476 E-Mail: cpool@rice.edu Press Box Phone: 713-527-0250 Facebook: RiceAthletics Twitter: @riceowlsdotcom</p> <p>www.RiceOwls.com</p>	<p>2012 Record: 7-6 2012 Conference Record: 4-4 (Tie - 3rd place, West) 2012 Bowl Appearance: Armed Forces Bowl (Defeated Air Force 33-14) Lettermen Returning/Lost: 54/10 Starters Returning: 20 (9 Offense, 10 Defense, 1 Specialist) Basic Offense: Spread Basic Defense: 4-2-5</p>	<p>Aug. 31 at Texas A&M Sept. 14 KANSAS Sept. 21 HOUSTON Sept. 28 FLORIDA ATLANTIC* Oct. 5 at TULSA* Oct. 12 at UTSA* Oct. 19 at New Mexico State Oct. 26 UTEP* Nov. 2 at North Texas* Nov. 16 LOUISIANA TECH* Nov. 23 at UAB* Nov. 30 TULANE* <i>*C-USA Games</i></p>

GAME 6	QUICK FACTS	MEDIA INFO	TEAM INFO	2013 SCHEDULE
 <p>UTEP October 12 • TBA El Paso, Texas FOX Sports Network</p>	<p>Location: El Paso, Texas Founded: 1914 Enrollment: 22,749 Nickname: Miners Colors: Dark Blue, Orange & Silver Accent Conference: C-USA Athletics Director: Bob Stull Stadium: Sun Bowl (51,500) Head Coach: Sean Kugler (UTEP '89), 1st year Record at School: 0-0 Career Record: same</p>	<p>Football SID: Denise Mata Office Phone: 915-747-6653 Cell Phone: TBA E-Mail: mdmata@utep.edu Press Box Phone: 915-747-5154 Facebook: UTEPFootball Twitter: @UTEPAthletics</p> <p>www.UTEPathletics.com</p>	<p>2012 Record: 5-7 2012 Conference Record: 2-6 (Tie - 5th place, West) 2012 Bowl Appearance: none Lettermen Returning/Lost: 45/19 Starters Returning: 13 (7 Offense, 4 Defense, 2 Specialists) Basic Offense: Multiple Basic Defense: Multiple</p>	<p>Sept. 7 NEW MEXICO Sept. 14 at New Mexico State Sept. 21 UTSA* Sept. 28 at Colorado State Oct. 5 LOUISIANA TECH* Oct. 12 TULSA* Oct. 26 at Rice* Nov. 2 at Texas A&M Nov. 9 at North Texas* Nov. 16 FIU* Nov. 23 at Tulane* Nov. 30 at Middle Tennessee* <i>*C-USA Games</i></p>
GAME 7	QUICK FACTS	MEDIA INFO	TEAM INFO	2013 SCHEDULE
 <p>TULANE October 26 • 2:30 pm (CT) New Orleans, La. COX Sports Television</p>	<p>Location: New Orleans, La. Founded: 1834 Enrollment: 13,486 Nickname: Green Wave Colors: Olive Green & Sky Blue Conference: C-USA Athletics Director: Rick Dickson Stadium: Mercedes-Benz Superdome (72,000) Head Coach: Curtis Johnson (Idaho '65), 2nd year Record at School: 2-10 (1 year) Career Record: same</p>	<p>Football SID: Roger Dunaway Office Phone: 504-862-8240 Cell Phone: 504-452-2906 E-Mail: roger@tulane.edu Press Box Phone: 504-558-5437 Facebook: TulaneFootball Twitter: @GreenWaveFB</p> <p>www.TulaneGreenWave.com</p>	<p>2012 Record: 2-10 2012 Conference Record: 2-6 (Tie - 5th place, West) 2012 Bowl Appearance: none Lettermen Returning/Lost: 51/17 Starters Returning: 20 (8 Offense, 8 Defense, 4 Specialists) Basic Offense: Multiple Basic Defense: Multiple</p>	<p>Aug. 31 JACKSON STATE Sept. 7 SOUTH ALABAMA Sept. 12 at Louisiana Tech* Sept. 21 at Syracuse Sept. 28 at UL-Monroe Oct. 5 NORTH TEXAS* Oct. 12 EAST CAROLINA* Oct. 26 TULSA* Nov. 2 at Florida Atlantic* Nov. 9 at UTSA* Nov. 23 UTEP* Nov. 30 at Rice* <i>*C-USA Games</i></p>
GAME 8	QUICK FACTS	MEDIA INFO	TEAM INFO	2013 SCHEDULE
 <p>UTSA November 2 • 2:30 pm (CT) H.A. Chapman Stadium Comcast Sports</p>	<p>Location: San Antonio, Texas Founded: 1969 Enrollment: 28,234 Nickname: Roadrunners Colors: Navy Blue, Orange & White Conference: C-USA Athletics Director: Lynn Hickey Stadium: Alamodome (65,000) Head Coach: Larry Coker (Northeastern State '70), 3rd year Record at School: 12-10 (2 years) Career Record: 72-25 (8 years)</p>	<p>Football SID: Kyle Stephens Office Phone: 210-458-4551 Cell Phone: 210-887-3636 E-Mail: kyle.stephens@utsa.edu Press Box Phone: 210-704-6200 Facebook: UTSAAthletics Twitter: @UTSAAthletics</p> <p>www.goUTSA.com</p>	<p>2012 Record: 8-4 2012 Conference Record: 3-3 (4th place, WAC) 2012 Bowl Appearance: none Lettermen Returning/Lost: 51/8 Starters Returning: 20 (10 Offense, 8 Defense, 2 Specialists) Basic Offense: Multiple Basic Defense: 4-2-5</p>	<p>Aug. 31 at New Mexico Sept. 7 OKLAHOMA STATE Sept. 14 at Arizona Sept. 21 at UTEP* Sept. 28 HOUSTON at Marshall* Oct. 5 HOUSTON at Marshall* Oct. 12 RICE* Oct. 26 UAB* Nov. 2 at Tulsa* Nov. 9 TULANE* Nov. 23 at North Texas* Nov. 30 LOUISIANA TECH* <i>*C-USA Games</i></p>
GAME 9	QUICK FACTS	MEDIA INFO	TEAM INFO	2013 SCHEDULE
 <p>EAST CAROLINA November 9 • TBA Greenville, NC FOX Sports Network</p>	<p>Location: Greenville, NC Founded: 1907 Enrollment: 26,900 Nickname: Pirates Colors: Purple & Gold Conference: C-USA Athletics Director: Jeff Compher Stadium: Dowdy-Ficklen Stadium (50,000) Head Coach: Ruffin McNeill (East Carolina '80), 4th year Record at School: 19-19 (3 years) Career Record: 20-19 (3 years +1 game)</p>	<p>Football SID: Tom McClellan Office Phone: 252-737-1274 Cell Phone: 252-414-0990 E-Mail: mcllellant@ecu.edu Press Box Phone: 252-737-4697 Facebook: ECUPIrates Twitter: @ECUATHletics</p> <p>www.ECUPirates.com</p>	<p>2012 Record: 8-5 2012 Conference Record: 7-1 (Tie - 1st place, East) 2012 Bowl Appearance: New Orleans Bowl (Lost to UL-Lafayette 43-34) Lettermen Returning/Lost: 50/17 Starters Returning: 21 (8 Offense, 8 Defense, 5 Specialists) Basic Offense: Spread Basic Defense: Multiple</p>	<p>Aug. 31 OLD DOMINION Sept. 5 FLORIDA ATLANTIC* Sept. 14 VIRGINIA TECH Sept. 28 at North Carolina Oct. 5 at Middle Tennessee* Oct. 12 at Tulane* Oct. 19 SOUTHERN MISS* Nov. 2 at FIU* Nov. 9 TULSA* Nov. 16 UAB* Nov. 23 at NC State Nov. 30 at Marshall* <i>*C-USA Games</i></p>
GAME 10	QUICK FACTS	MEDIA INFO	TEAM INFO	2013 SCHEDULE
 <p>MARSHALL November 14 (Thurs.) 6:30 pm (CT) H.A. Chapman Stadium FOX Sports Network</p>	<p>Location: Huntington, W.Va. Founded: 1837 Enrollment: 14,000 Nickname: Thundering Herd Colors: Green & White Conference: C-USA Athletics Director: Mike Hamrick Stadium: Joan C. Edwards Stadium (38,019) Head Coach: Doc Holliday (West Virginia '79), 4th year Record at School: 17-20 (3 years) Career Record: same</p>	<p>Football SID: Jason Corriher Office Phone: 304-696-4660 Cell Phone: 740-331-1497 E-Mail: corriher@marshall.edu Press Box Phone: 304-696-6666 Facebook: MarshallUniversityAthletics Twitter: @HerdZone</p> <p>www.HerdZone.com</p>	<p>2012 Record: 5-7 2012 Conference Record: 4-4 (Tie - 3rd place, East) 2012 Bowl Appearance: none Lettermen Returning/Lost: 54/10 Starters Returning: 17 (8 Offense, 7 Defense, 2 Specialists) Basic Offense: Multiple Basic Defense: Multiple</p>	<p>Aug. 31 MIAMI (Ohio) Sept. 7 GARDNER-WEBB Sept. 14 at Ohio Sept. 21 at Virginia Tech Oct. 5 UTSA* Oct. 12 at Florida Atlantic* Oct. 24 at Middle Tennessee* Nov. 2 SOUTHERN MISS* Nov. 9 UAB* Nov. 14 at Tulsa* Nov. 23 at FIU* Nov. 30 EAST CAROLINA* <i>*C-USA Games</i></p>

INTRO
PLAYERS
STAFF
REVIEW
C-USA
OPONENTS
HISTORY
RECORDS

GAME 11	QUICK FACTS	MEDIA INFO	TEAM INFO	2013 SCHEDULE
 <p>LA. TECH November 23 • 6:00 pm Ruston, La. CBS Sports Network</p>	<p>Location: Ruston, La. Founded: 1984 Enrollment: 11,360 Nickname: Bulldogs Colors: Blue & Red Conference: C-USA Athletics Director: Tommy McClelland Stadium: Joe Aillet Stadium (30,600) Head Coach: Skip Holtz (Notre Dame '86), 1st year Record at School: 0-0 Career Record: 88-71 (13 years)</p>	<p>Football SID: Patrick Walsh Office Phone: 318-257-5305 Cell Phone: 318-514-9203 E-Mail: pwalsh@latech.edu Press Box Phone: 318-257-3144 Facebook: LATECHATHLETICS Twitter: @LATechFB</p> <p>www.LATechSports.com</p>	<p>2012 Record: 9-3 2012 Conference Record: 4-2 (3rd place, WAC) 2012 Bowl Appearance: none Lettermen Returning/Lost: 30/29 Starters Returning: 8 (3 Offense, 4 Defense, 1 Specialist) Basic Offense: Spread Basic Defense: Multiple</p>	<p>Aug. 31 at NC State Sept. 7 LAMAR Sept. 12 TULANE* Sept. 21 at Kansas Sept. 28 vs. Army (Dallas) Oct. 5 at UTEP* Oct. 19 NORTH TEXAS* Oct. 26 at FIU* Nov. 9 SOUTHERN MISS* Nov. 16 at Rice* Nov. 23 TULSA* Nov. 30 at UTSA* <i>*C-USA Games</i></p>
GAME 12	QUICK FACTS	MEDIA INFO	TEAM INFO	2013 SCHEDULE
 <p>NORTH TEXAS November 30 • TBA H.A. Chapman Stadium FOX Sports Network</p>	<p>Location: Denton, Texas Founded: 1890 Enrollment: 36,111 Nickname: Mean Green Colors: Green & White Conference: C-USA Athletics Director: Rick Villarreal Stadium: Apogee Stadium (30,850) Head Coach: Dan McCarney (Iowa '75), 3rd year Record at School: 9-15 (2 years) Career Record: 65-100 (14 years)</p>	<p>Football SID: Eric Capper Office Phone: 940-565-2476 Cell Phone: 940-367-0727 E-Mail: eric.capper@unt.edu Press Box Phone: 940-369-7585 Facebook: MeanGreenFB Twitter: @MeanGreenFB</p> <p>www.MeanGreenSports.com</p>	<p>2012 Record: 4-8 2012 Conference Record: 3-5 (Tie - 6th place, Sun Belt) 2012 Bowl Appearance: none Lettermen Returning/Lost: 38/13 Starters Returning: 18 (8 Offense, 8 Defense, 2 Specialists) Basic Offense: Multiple Basic Defense: 4-3</p>	<p>Aug. 31 IDAHO Sept. 7 at Ohio Sept. 14 BALL STATE Sept. 21 at Georgia Oct. 5 at Tulane* Oct. 12 MIDDLE TENNESSEE* Oct. 19 at La. Tech* Oct. 26 at Southern Miss* Nov. 2 RICE* Nov. 9 UTEP* Nov. 23 UTSA* Nov. 30 at Tulsa* <i>*C-USA Games</i></p>



Series History Against 2013 Opponents

BOWLING GREEN

3 games
Tulsa leads series 3-0-0

Year	Winner	Score	Site
1989	Tulsa	45-10	Tulsa
2007	Tulsa	63-7	Mobile/GMAC Bowl
2010	Tulsa	33-20	Tulsa

Last meeting: Sept. 11, 2010 at Tulsa (Tulsa 33, Bowling Green 20)
Tulsa at home: 3-0
Tulsa at Bowling Green: 0-0
Last win at Tulsa: Sept. 11, 2010 (Tulsa 33, Bowling Green 20)
Last win at Bowling Green: none
Last neutral site win: Dec. 31, 2005 (Tulsa 31, Fresno State 24)
Most points by Tulsa: 63, Jan. 6, 2008 (Tulsa 63, Bowling Green 7 @ Mobile/GMAC Bowl)
Most points by Bowling Green: 20, Sept. 11, 2010 (Tulsa 33, Bowling Green 20 @ Tulsa)
Largest Tulsa margin of victory: 56, Jan. 6, 2008 (Tulsa 63, Bowling Green 7 @ Mobile/GMAC Bowl)
Largest Bowling Green margin of victory: none
Longest Tulsa win streak: 3 games
Longest Bowling Green win streak: none

COLORADO STATE

7 games
Tulsa leads series 4-3

Year	Winner	Score	Site
1965	Tulsa	48-20	Tulsa
1966	Tulsa	20-6	Fort Collins
1988	Tulsa	32-28	Tulsa
1990	Colorado St.	31-13	Fort Collins
1996	Tulsa	20-14	Tulsa
1997	Colorado St.	44-8	Fort Collins
1998	Colorado St.	34-7	Fort Collins

Last meeting: Oct. 10, 1998 at Fort Collins (Colorado State 34, Tulsa 7)
Tulsa at home: 3-0-0
Tulsa at Fort Collins: 1-3-0
Last win at Tulsa: Oct. 12, 1996 (Tulsa 20, Colorado State 14)
Last win at Fort Collins: none
Most points by Tulsa: 48, Nov. 25, 1965 (Tulsa 48, Colorado State 20 @ Tulsa)
Most points by Colorado State: 44, Oct. 26, 1997 (Colorado State 44, Tulsa 8 @ Fort Collins)
Largest Tulsa margin of victory: 28, Nov. 25, 1965 (Tulsa 48, Colorado State 20 @ Tulsa)
Largest Colorado State margin of victory: 36, Oct. 26, 1997 (Colorado State 44, Tulsa 8 @ Fort Collins)
Longest Tulsa win streak: 3 games
Longest Colorado State win streak: 2 games

OKLAHOMA

25 games
Oklahoma leads series 17-7-1

Year	Winner	Score	Site
1914	Oklahoma	26-7	Tulsa
1915	Oklahoma	14-13	Tulsa
1916	Tulsa	16-0	Norman
1917	Oklahoma	80-0	Norman
1919	Tulsa	27-0	Norman
1931	Oklahoma	20-7	Tulsa
1932	Oklahoma	7-0	Norman
1933	Tulsa	20-6	Tulsa
1936	TIE	0-0	Norman
1937	Tulsa	19-7	Tulsa
1938	#11 Oklahoma	28-6	Norman
1942	Tulsa	23-0	Tulsa
1943	Tulsa	20-8	Oklahoma City
1979	#3 Oklahoma	49-13	Norman
1983	#8 Oklahoma	28-18	Norman
1987	#1 Oklahoma	65-0	Tulsa
1990	#11 Oklahoma	52-10	Norman
1993	#10 Oklahoma	41-20	Norman
1996	Tulsa	31-24	Norman
2001	#3 Oklahoma	58-0	Norman
2002	#1 Oklahoma	37-0	Tulsa
2005	#18 Oklahoma	31-15	Norman
2007	Oklahoma	62-21	Tulsa
2009	#12 Oklahoma	45-0	Norman
2011	#1 Oklahoma	47-14	Norman

Last meeting: Sept. 3, 2011 at Norman (Oklahoma 47, Tulsa 14)
Tulsa at home: 3-6-0
Tulsa at Norman: 3-11-1
Tulsa at Oklahoma City: 1-0
Last win at Tulsa: Oct. 3, 1942 (Tulsa 323, Oklahoma 0)
Last win at Norman: Sept. 28, 1996 (Tulsa 31, Oklahoma 24)
Most points by Tulsa: 31, Sept. 28, 1996 (Tulsa 31, Oklahoma 24 @ Norman)
Most points by Oklahoma: 80, Sept. 29, 1917 (Oklahoma 80, Tulsa 0 @ Norman)
Largest Tulsa margin of victory: 27, Oct. 11, 1919 (Tulsa 27, Oklahoma 0 @ Norman)
Largest Oklahoma margin of victory: 80, Sept. 29, 1917 (Oklahoma 80, Tulsa 0 @ Norman)
Longest Tulsa win streak: 2 games
Longest Oklahoma win streak: 6 games

IOWA STATE

3 games
Iowa State leads series 2-1-0

Year	Winner	Score	Site
1961	Iowa State	27-6	Tulsa
2012	Iowa State	38-23	Ames
2012	Tulsa	31-17	Memphis/Liberty Bowl

Last meeting: Dec. 31, 2012 at Memphis, Tenn. (Tulsa 31, Iowa State 17), AutoZone Liberty Bowl
Tulsa at home: 0-1-0
Tulsa at Ames: 0-1-0
Tulsa at Neutral Site: 1-0-0 @ Memphis, Tenn.
Last win at Tulsa: none
Last win at Ames: none
Most points by Tulsa: 31, Dec. 31, 2012 (Tulsa 31, Iowa State 17 @ Memphis)
Most points by Iowa State: 38, Sept. 1, 2012 (Iowa State 38, Tulsa 23 @ Ames)
Largest Tulsa margin of victory: 14, Dec. 31, 2012 (Tulsa 31, Iowa State 17)
Largest Iowa State margin of victory: 21, Nov. 18, 1961 (Iowa State 27, Tulsa 6 @ Tulsa)
Longest Tulsa win streak: 1 game
Longest Iowa State win streak: 2 games

RICE

18 games
Tulsa leads series 10-7-1

Year	Winner	Score	Site
1937	TIE	0-0	Houston
1996	Rice	42-14	Houston
1997	Rice	42-24	Tulsa
1998	Rice	14-10	Houston
1999	Rice	20-10	Tulsa
2000	Tulsa	23-16	Houston
2001	Rice	59-32	Houston
2002	Rice	33-18	Tulsa
2003	Tulsa	31-28	Houston
2004	Tulsa	39-22	Tulsa
2005	Tulsa	42-21	Houston
2006	Rice	41-38 (OT)	Tulsa
2007	Tulsa	48-43	Houston
2008	Tulsa	63-28	Tulsa
2009	Tulsa	27-10	Houston
2010	Tulsa	64-27	Tulsa
2011	Tulsa	38-20	Houston
2012	Tulsa	28-24	Tulsa

Last meeting: Oct. 20, 2012 at Houston (Tulsa 28, Rice 24)
Tulsa at home: 4-4-0
Tulsa at Houston: 6-3-1
Last win at Tulsa: Oct. 20, 2012 (Tulsa 28, Rice 24)
Last win at Rice: Oct. 22, 2011 (Tulsa 38, Rice 20)
Most points by Tulsa: 64, Nov. 6, 2010 (Tulsa 64, Rice 27 @ Tulsa)
Most points by Rice: 59, Nov. 10, 2001 (Rice 59, Tulsa 32 @ Houston)
Largest Tulsa margin of victory: 37, Nov. 6, 2010 (Tulsa 64, Rice 27 @ Tulsa)
Largest Rice margin of victory: 28, Nov. 23, 1996 (Rice 42, Tulsa 14 @ Houston)
Longest Tulsa win streak: 6 games
Longest Rice win streak: 4 games

UTEP

21 games
Tulsa leads series 13-8-0

Year	Winner	Score	Site
1988	UTEP	27-24	Tulsa
1989	Tulsa	23-14	El Paso
1992	Tulsa	49-39	Tulsa
1994	UTEP	24-17	Tulsa
1995	Tulsa	38-28	El Paso
1996	Tulsa	38-21	El Paso
1997	UTEP	33-18	Tulsa
1999	Tulsa	43-19	El Paso
2000	UTEP	40-7	Tulsa
2001	UTEP	26-10	El Paso
2002	Tulsa	20-0	Tulsa
2003	Tulsa	56-28	El Paso
2004	Tulsa	37-35 (#24)	Tulsa
2005	UTEP	41-38	El Paso
2006	Tulsa	30-20	Tulsa
2007	UTEP	48-47	El Paso
2008	Tulsa	77-35	Tulsa
2009	UTEP	28-24	El Paso
2010	Tulsa	31-28	Tulsa
2011	Tulsa	57-28	El Paso
2012	Tulsa	33-11	Tulsa

Last meeting: Oct. 11, 2012 at Tulsa (Tulsa 33, UTEP 11)
Tulsa at home: 7-4-0
Tulsa at El Paso: 6-4-0
Last win at Tulsa: Oct. 11, 2012 (Tulsa 33, UTEP 11)
Last win at El Paso: Nov. 19, 2011 (Tulsa 57, UTEP 28)
Most points by Tulsa: 77, Oct. 18, 2008 (Tulsa 77, UTEP 35 @ Tulsa)
Most points by UTEP: 48, Oct. 6, 2007 (UTEP 48, Tulsa 47 @ El Paso)
Largest Tulsa margin of victory: 42, Oct. 18, 2008 (Tulsa 77, UTEP 35 @ Tulsa)
Largest UTEP margin of victory: 33, Oct. 7, 2000 (UTEP 40, Tulsa 7 @ Tulsa)
Longest Tulsa win streak: 3 games (twice)
Longest UTEP win streak: 2 games



INTRO

PLAYERS

STAFF

REVIEW

C-USA

OPPONENTS

HISTORY

RECORDS

TULANE

9 games
Tulsa leads series 8-1-0

Year	Winner	Score	Site
1968	Tulane	25-15	New Orleans
2005	Tulsa	38-14	Monroe, La.
2006	Tulsa	38-3	Tulsa
2007	Tulsa	49-25	New Orleans
2008	Tulsa	56-7	Tulsa
2009	Tulsa	37-13	New Orleans
2010	Tulsa	52-24	Tulsa
2011	Tulsa	31-3	New Orleans
2012	Tulsa	45-10	Tulsa

Last meeting: Sept. 8, 2012 at Tulsa (Tulsa 45, Tulane 10)
Tulsa at home: 4-0-0
Tulsa at New Orleans: 3-1-0
Tulsa at Neutral Site: 1-0-0 @ Monroe, La.
Last win at Tulsa: Sept. 8, 2012 (Tulsa 45, Tulane 10)
Last win at New Orleans: Sept. 10, 2011 (Tulsa 31, Tulane 3)
Most points by Tulsa: 56, Nov. 22, 2008 (Tulsa 56, Tulane 7 @ Tulsa)
Most points by Tulane: 25, Nov. 9, 1968 (Tulane 25, Tulsa 15 @ New Orleans); Nov. 3, 2007 (Tulsa 49, Tulane 25 @ New Orleans)
Largest Tulsa margin of victory: 49, Nov. 22, 2008 (Tulsa 56, Tulane 7 @ Tulsa)
Largest Tulane margin of victory: 10, Nov. 9, 1968 (Tulane 25, Tulsa 15 @ New Orleans)
Longest Tulsa win streak: 8 games
Longest Tulane win streak: 1 game

UTSA

FIRST MEETING

EAST CAROLINA

10 games
Series tied 5-5-0

Year	Winner	Score	Site
1984	Tulsa	31-20	Tulsa
1985	Tulsa	21-20	Greenville
1993	Tulsa	52-26	Greenville
1994	East Carolina	28-21	Tulsa
1995	East Carolina	23-7	Greenville
2005	Tulsa	45-13	Tulsa
2006	Tulsa	31-10	Greenville
2008	*East Carolina	27-24	Tulsa
2009	East Carolina	44-17	Tulsa
2010	East Carolina	51-49	Greenville

Last meeting: Sept. 5, 2010 at Greenville (East Carolina 51, Tulsa 49)
Tulsa at home: 2-3
Tulsa at Greenville: 3-2
Last win at Tulsa: Nov. 12, 2005 (Tulsa 54, ECU 13)
Last win at Greenville: Oct. 14, 2006 (Tulsa 31, ECU 10)
Most points by Tulsa: 52, Nov. 6, 1993 (Tulsa 52, ECU 26 @ Greenville)
Most points by East Carolina: 51, Sept. 5, 2010 (East Carolina 51, Tulsa 49 @ Greenville)
Tulsa largest margin of victory: 32, Nov. 12, 2005 (Tulsa 45, East Carolina 13 @ Greenville)
East Carolina largest margin of victory: 27, Nov. 15, 2009 (East Carolina 44, Tulsa 17 @ Tulsa)
Longest Tulsa win streak: 3 games
Longest East Carolina win streak: 3 games

MARSHALL

4 games
Tulsa leads series 4-0-0

Year	Winner	Score	Site
2007	Tulsa	38-31	Tulsa
2008	Tulsa	38-35	Huntington
2011	Tulsa	59-17	Tulsa
2012	Tulsa	45-38	Huntington

Last meeting: Oct. 6, 2012 at Huntington (Tulsa 45, Marshall 38)
Tulsa at home: 2-0-0
Tulsa at Huntington: 2-0-0
Last win at Tulsa: Nov. 12, 2011 (Tulsa 59, Marshall 17)
Last win at Huntington: Oct. 6, 2012 (Tulsa 45, Marshall 38)
Most points by Tulsa: 59, Nov. 12, 2011 (Tulsa 59, Marshall 17 @ Tulsa)
Most points by Marshall: 38, Oct. 6, 2012 (Tulsa 45, Marshall 38 @ Huntington)
Largest Tulsa margin of victory: 42, Nov. 12, 2011 (Tulsa 59, Marshall 17 @ Tulsa)
Largest Marshall margin of victory: none
Longest Tulsa win streak: 4 games
Longest Marshall win streak: none



LA TECH

9 games
La. Tech leads series 7-2-0

Year	Winner	Score	Site
1986	La. Tech	22-17	Tulsa
1989	La. Tech	34-31	Ruston
1990	La. Tech	35-21	Tulsa
1995	La. Tech	27-23	Shreveport
2000	Tulsa	22-10	Tulsa
2001	La. Tech	19-7	Tulsa
2002	La. Tech	53-9	Ruston
2003	Tulsa	48-18	Tulsa
2004	La. Tech	38-21	Shreveport

Last meeting: Nov. 13, 2004 at Shreveport (La. Tech 38, Tulsa 21)
Tulsa at home: 2-3-0
Tulsa at Ruston: 0-2-0
Tulsa at Shreveport: 0-2-0
Last win at Tulsa: Nov. 15, 2003 (Tulsa 48, La. Tech 18)
Last win at Ruston: none
Most points by Tulsa: 48, Nov. 15, 2003 (Tulsa 48, La. Tech 18 @ Tulsa)
Most points by La. Tech: 53, Sept. 14, 2002 (La. Tech 53, Tulsa 9 @ Ruston)
Largest Tulsa margin of victory: 30, Nov. 15, 2003 (Tulsa 48, La. Tech 18 @ Tulsa)
Largest La. Tech margin of victory: 44, Sept. 14, 2002 (La. Tech 53, Tulsa 9 @ Ruston)
Longest Tulsa win streak: 1 game
Longest La. Tech win streak: 4 games

NORTH TEXAS

24 games
Tulsa leads series 18-6-0

Year	Winner	Score	Site
1957	North Texas	14-12	Denton
1958	North Texas	8-7	Denton
1959	Tulsa	17-6	Tulsa
1960	Tulsa	12-8	Tulsa
1961	North Texas	23-12	Denton
1962	Tulsa	34-0	Tulsa
1963	Tulsa	22-21	Denton
1964	Tulsa	47-0	Tulsa
1965	Tulsa	27-20	Denton
1966	Tulsa	30-27	Tulsa
1967	North Texas	54-12	Denton
1968	North Texas	20-17	Tulsa
1969	North Texas	42-16	Denton
1970	Tulsa	26-20	Tulsa
1972	Tulsa	45-22	Denton
1973	Tulsa	24-15	Tulsa
1974	Tulsa	31-6	Tulsa
1980	Tulsa	28-27	Tulsa
1982	Tulsa	38-20	Denton
2005	Tulsa	54-2	Denton
2006	Tulsa	28-3	Tulsa
2008	Tulsa	56-26	Denton
2011	Tulsa	41-24	Tulsa

Last meeting: Oct. 1, 2011 at Tulsa (Tulsa 41, North Texas 24)
Tulsa at home: 10-1-0
Tulsa at Denton: 6-5-0
Last win at Tulsa: Oct. 1, 2011 (Tulsa 41, North Texas 24)
Last win at Denton: Sept. 6, 2008 (Tulsa 56, North Texas 26)
Most points by Tulsa: 56, Sept. 6, 2008 (Tulsa 56, North Texas 26 @ Denton)
Most points by North Texas: 54, Nov. 18, 1967 (North Texas 54, Tulsa 12 @ Denton)
Largest Tulsa margin of victory: 52, Sept. 17, 2005 (Tulsa 54, North Texas 2 @ Denton)
Largest North Texas margin of victory: 42, Nov. 18, 1967 (North Texas 54, Tulsa 12 @ Denton)
Longest Tulsa win streak: 10 games
Longest North Texas win streak: 3 games

National Ranking for opponent is listed before team name if a Tulsa victory; if a Tulsa loss the national ranking is listed after the score in parentheses.


HISTORY



Tulsa posted an overall 10-2 record in 1991, which included a 28-17 victory over a Marshall Faulk-led San Diego State team in the Freedom Bowl. Pictured are: Head Coach Dave Rader and Team Captains Michael White, T.J. Rubley and Todd Hays with the Freedom Bowl Trophy. The 1991 Freedom Bowl Championship Team will be inducted into The University of Tulsa's Athletic Hall of Fame as the Hall of Fame Honor Team in September 2013.

INSIDE

Tulsa Football Historical Review.....	94-102	Hurricane in All-Star Games.....	114
Hurricane Bowl History.....	103-109	Current NFL Players.....	114
Retired Jerseys.....	110	Tulsa's Conference History.....	115
National Awards.....	110	All-Conference Selections.....	116-118
All-Americans.....	111	Conference Honors.....	118
Tulsa's Pro Draftees.....	112-113		



1895: The Legacy Begins

The legacy of Tulsa football began when the Bacone School for Indians and Henry Kendall College, which later became The University of Tulsa, did battle in 1895. It was one of the first football games in the Indian Territory and the game caused a lot of excitement within the student bodies of each school as well as the citizens of the Territory.

People in the Oklahoma Territory were excited by the prospects of having football in the area, but no one really understood how the game was played. The Kendall team didn't even actually have a coach in that first season. A young transfer student from Springfield, Missouri, named Norman Leard stepped up to the task.

Although there was no score recorded, Kendall College won the only game the team played that year.

Football struggled to gain its prominence at the college. The college played only 19 games between 1900 and 1910. No teams were fielded in 1903, 1904, 1906, 1907 or 1911.

Kendall College's reappearance on the collegiate football scene in 1912 came at a time when the game itself was becoming modernized. New rules altered the game. Offenses were allowed four downs to make 10 yards. The length of the playing field was reduced from 110 to 100 yards, and most importantly, the 20-yard limit on forward passes was removed.

By 1914, the resurrection of Kendall College football was in full swing and two men helped spur that along. Sam McBirney, a Tulsa banker, and Francis Schmidt came on the scene. In 1914, McBirney led the team to a 7-2 record with five shutout victories, and followed that season with a 6-1-1 record in 1915.

It wasn't just McBirney who jump-started the football program. Ivan Grove, who was one player instrumental in building the the Kendall football program, was the key to undefeated seasons of 1916 and 1919. He quarterbacked the Presbyterians from 1914 through 1916, and again in 1919.

During the 1916 season, Grove and receivers Virgil Jones and Madison "Puny" Blevins developed the controversial "tower play". The play called for Jones and Blevins to sprint down field, Blevins would stop, lift Jones onto his shoulders, and Grove would toss the ball to Jones. At that time, there were

no rules against such a play But it only worked once for the Kendallites in a 117-0 thrashing of Missouri School of Mines.

That was the type of domination Kendall experienced in 1916. The season ended with Kendall producing an undefeated 10-0 record, and laying claim to the unofficial title of "state champions."

While the team turned in their uniforms that season, a few Tulsa businessmen wanted one more game for the Kendall team, against the fabulous Irish of Notre Dame. How close Kendall came to playing Notre Dame in the finale of the 1916 season probably will never be known, but a definite move was underway with some of the town's wealthiest oilmen reportedly backing the promotion.


Prior to the 1917 season, McBirney went back to his bank, and Schmidt, an assistant coach under McBirney, went to fight in World War I, as did a number of players. As a result, the 1917 season was a rough one for Kendall College.

Hal Medford took the coaching reins, but enrollment dropped drastically as did the male population. With only two varsity players available, Medford took the initiative to recruit players from Kendall Academy to fill the roster. The team had many weak areas and Medford had a hard time finding players to strengthen those areas. The team went without a win, thus it was called "the season that fell victim to the Kaiser's war."

By 1919, the Presbyterians were back in full force and primed for a comeback. Schmidt came back from the war ready to coach, and McBirney joined him as an assistant coach this time. All the players from previous years were back now, including Grove, and optimism was high.



Henry Kendall College 1916 Football Team



The team played nine games, but only three were seen as serious threats — Oklahoma, Oklahoma A&M and Arkansas. The powerful Kendall team with Grove, John Young, Benton Springer, Harry Miller and Vergil Jones back in 1919, pummeled its first opponent, Oklahoma Baptist. Kendall scored 22 touchdowns and 20 conversions to amass a 152-0 victory.

Tulsa went on to defeated two of its main rivals, including 27-0 against Oklahoma and a 63-7 victory over Arkansas. Tulsa and Oklahoma A&M tied 7-7.

By the turn of the century, Henry Kendall College was on the map as a team to reckon with on the field.

The Glorious Twenties

Schmidt took Henry Kendall College into the new decade with another undefeated season in 1920, the third such season in the brief history of the school. Kendall outscored its opponents in 1920, 621 to 21 points.

As the decade progressed, changes ranging from coaching to the name of the university itself altered the face of Kendall football.

The first thing to change was the actual name of the university. On February 8, 1921, The University of Tulsa was born. The administration of Kendall College believed that by taking on the name of the city, more support from its citizens would follow. This change was met with immediate increases in donations, thus proving its effectiveness.

Schmidt, who led the 1921 team to a 6-3 record, was preparing for the 1922 season when he was named the head coach at the University of Arkansas.

Enter the name Howard Acher. When he took over the position, Acher saw great potential in his team and wanted to publicize it by creating a new identity with a new nickname. Sports writers and others had called the school by any number of names from the Presbyterians to the Orange and Black, to the Kendallites.

After an opening day win against a strong Texas Christian University team in 1922, Acher put his mind to work. The press had claimed that the Kendall football team blew through its opponents like a tornado. So, it figured that Tornadoes, would be the nickname with “golden” added to identify the color of the uniforms. However, it was later found that Georgia Tech had claimed that name, so from tornado it was evolved meteorologically to a hurricane. Thus the squad voted, and the name “Golden Hurricane” became the new team moniker with the gold added because of the jersey color.

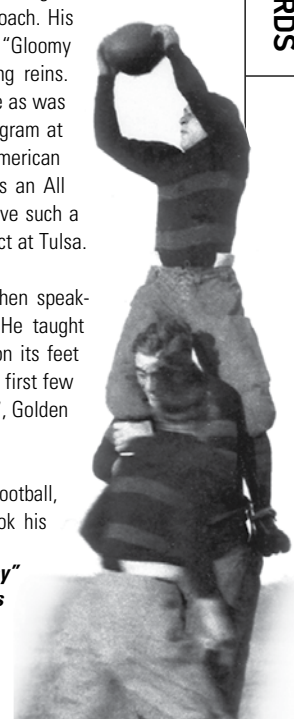
TU lived up to its nickname as the Golden Hurricane blew through the Texas A&M defense in the next game with pass after pass from quarterback Rex Thomas. TU won its first game as the Golden Hurricane by a score of 13-10.


A perfect 9-0 record in was followed with two straight losing seasons, and after the 1924 season Acher resigned his position as head coach. His replacement was quite a shock to everyone as Elmer “Gloomy Gus” Henderson was chosen to take over the coaching reins. The selection of Henderson wasn’t as much of a surprise as was his acceptance of the offer. He was coming from a program at the University of Southern California where, “one All American was in the game, and his substitute on the bench was an All American.” No one could understand why he would leave such a program. But the reason was simple, his lucrative contract at Tulsa.

Known as “Gloomy Gus” because of his pessimism when speaking for publication, he found success easy at Tulsa. He taught his team five new formations, and put the team back on its feet after only three wins over the previous two seasons. His first few seasons resulted in 13 wins and four losses, and by 1927, Golden Hurricane football was well on its way to recovery.

In 1928, prosperity in America and the success of Tulsa football, inspired Henderson to dream of a new stadium. He took his

It was Nov. 13, 1915 when Tulsa used the “tower play” against Missouri School of the Mines. The play calls for one player to jump on a teammates’ shoulders to catch a pass. It worked in a 117-0 win. In 1916, the play was banned.





dream to the rich oilmen of Tulsa, and they supported it. A short time later, Henderson saw his dream come true. The University of Tulsa football team had a new home to go along with the new philosophy and nickname.

Only 12 football players made the trip to Stillwater on Oct. 22, 1927, and Tulsa came away victorious 28-26.

Tulsa Football Gets a New Home

The 1930 season saw Coach Henderson's dream of a new home for Tulsa football become a reality. Though the Depression had hit hard, the need for a new stadium was growing by the day.

McNulty Park, the original home of the Golden Hurricane, had become archaic by modern collegiate standards. In actuality, it was a baseball field that only measured 90 yards. This meant teams had to cross the goal line once, place the ball back on the 10 yard line, and cross the goal line again in order to score.

By 1930, the new stadium had been approved and funding for the \$300,000 project had been acquired, so there could be no stopping. The stadium was built to hold



15,000 spectators, and the north and south ends were left open for future growth. Capacity now stands at 40,235. The stadium was named after William G. Skelly, a local oilman, who donated \$125,000 to the project. The balance was raised by Tulsa businessmen by organizing the Stadium Corporation of Tulsa.

The stadium was dedicated at the 1930 season opener against Arkansas. The Golden Hurricane christened their new home with a 26-6 victory.

One of the mainstays for the Golden Hurricane during this transition was Chet Benefiel who played for TU from 1928 to 1931. The halfback's exploits on the football field was said to have spurred the support for TU football that resulted in the building of Skelly Field. Benefiel earned honorable mention All-America honors in 1930, and captained two teams. He was Oklahoma Back of the Year in 1929, and was selected to the All-Oklahoma team in 1929 and 1930.

As the Hurricane adapted to its new surroundings, the team's prosperity grew. Henderson's 1933 team was the highlight of the decade.

The Golden Hurricane played seven games that season, posting victories over rivals Oklahoma, Kansas and Arkansas. The Hurricane also soundly beat Oklahoma Central, Washburn and George Washington. The lone setback TU suffered was at the hands of Texas A&M. Wins over such strong competition caused the team of 1933 to be called one of the best in Tulsa football history.

When Henderson decided to leave his coaching post in 1935, TU went in search of a successor. What they found was yet another Rose Bowl champion coach from Southern Methodist University named Vic Hurt. At first, Hurt didn't accept the position, but with some persuasive recruiting talk and a visit to campus, he accepted.

Hurt's tenure lasted three seasons and after the 1938 season, he stepped down to take the head coaching post at Kansas.

Former TU player Chet Benefiel moved up from his freshman coaching position to be Hurt's successor. In 1940, Benefiel led the Hurricane to share the Missouri Valley Conference Championship in 1940. However, his contract was not renewed for the next season. As a result, Tulsa hired Henry Frnka who would lead the Hurricane through one of the most successful decades in Tulsa football history.

Tulsa Goes to Five Straight New Years Day Bowl Games — The First School to Accomplish that Feat

The 1940s saw great development in the strength and notoriety of the University of Tulsa Golden Hurricane. Players like Glenn Dobbs, Sax Judd, Bobby Jack Stuart and N.A. Keithley, combined with the coaching of Frnka meant five straight bowl berths. Tulsa became the first school to go to five straight New Years Day Bowl Games, starting with the Sun Bowl on January 1, 1942. Two Sugar Bowls, the Orange Bowl and Oil Bowl followed.

Frnka brought a fervent love of the game and a strong desire to learn as much as he could about the game to Tulsa. He built a national football powerhouse en route to a career record of 40-9-2 in his five years.

The bowl appearances began in 1941 as the Hurricane posted a 7-2 regular season record. By early December, there had been no talk of a bowl bid for the Hurricane. A 13-6 loss to Arkansas seemed to have dashed any bowl dreams the team may have had. However, on December 4, word came that TU had in fact been invited to the Sun Bowl to play Texas Tech in El Paso, Texas on January 1, 1942.

Tech was favored in the game, but that fact did not intimidate the Hurricane. As the waning minutes of the game approached and the game still scoreless, Dobbs connected with Judd who fell over the goal line for the games only points. Tulsa emerged victorious from its first bowl game.



1941 Tulsa Football Team, First Bowl Team

Tulsa's bowl dynasty gained strength in 1942. At the end of the regular season, the Hurricane had the only perfect record in college football going at 10-0.

It had been rumored that the Hurricane was in line for the Rose Bowl, but when the invitation came, it was from New Orleans and the Sugar Bowl. Tulsa's opponent would be Tennessee.

Tulsa struck first in that January 1, 1943 game. On TU's second possession, Dobbs went to work picking apart the Vols' defense to put the Hurricane on top 6-0. As the game went on, TU saw its lead dissipate. The Volunteers pulled to within one point just before halftime.

A safety and another Tennessee touchdown in the second half gave the Vols a 14-7 victory, and ending Tulsa's hope of going 11-0 on the season and being able to claim the nation's number one ranking. Tulsa ended the season 10-1 and ranked fourth in the nation.

The 1943 season saw Tulsa receive a second straight invitation to the Sugar Bowl. This time the opponent would be Georgia Tech.


After the Tulsa offense failed to gain a first down, Clyde LeForce faked a field goal and threw the ball to Ed Shedlosky for a 6-0 Tulsa lead on the first Hurricane possession. At the start of the second quarter, TU struck again on a Jimmy Ford 76-yard touchdown run putting TU in command 12-0. Then, the Yellow Jackets got on the scoreboard making it a 12-7 game. By halftime, the score stood at 18-7.

As the second half began, the Yellow Jackets began a comeback that broke the backs of the Hurricane. Tech quickly scored a touchdown to bring the score to 18-13. A 78-yard drive hammered the final nail in the Hurricane's coffin as the game ended in a 20-18 heartbreaking defeat.

As the next season took shape, TU was looking good for a fourth straight bowl game. Tulsa's wish came true when the Hurricane received word that they'd have a chance to avenge the previous year's bowl loss to Georgia Tech. This time Tulsa would face Tech in the Orange Bowl on January 1, 1945.

Tulsa scored two first quarter touchdowns and added a third TD in the third quarter before Tech was able to get on the scoreboard. Tech had a third period score and each team scored once more in the final quarter, as Tulsa held on for a 26-14 win.

Coming off that bowl victory, TU was hungry for another, and that hunger grew as the 1945 season began. Hopes of another big bowl appearance were strong, but setbacks near the end of the season deflated those hopes somewhat. However,



Tulsa impressed the Oil Bowl selection committee enough with a 20-18 win over Hondo Air Base in the regular season finale to earn a bowl bid. Thus, the Golden Hurricane found itself in its fifth straight bowl game playing Georgia.

The Oil Bowl game was close throughout, as each team capitalized on turnovers and the score stayed 7-6 until the fourth quarter, when the Bulldogs scored 13 of their 20 points in that quarter. Tulsa came out on the short end of a 20-6 battle.

Tulsa began the 1942 season with shutouts in its first six games, outscoring opponents 296-0.

Although that loss ended Tulsa's bowl appearances for a time, the accomplishment of having gone to five straight bowl games put The University of Tulsa on the college football map. The Frnka era also ended with the Oil Bowl game. But, his contributions to Tulsa kept alive a tradition of quality football that ranks with some of the best in the country that carried into the 1950s.

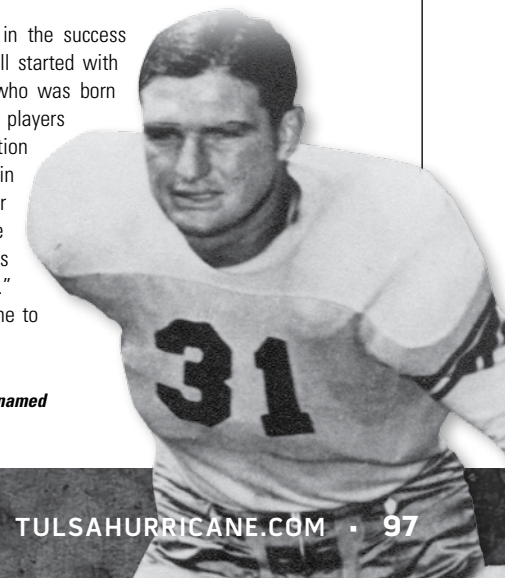
The Bowl Legacy Continues

J.O. "Buddy" Brothers moved into the head coaching position in 1946 and took the Hurricane program into the 1950s, but not before posting a 9-1 record in 1946. Tulsa hit a low point in 1948 with an 0-9-1 record, but two years later Tulsa bounced back with a 9-1-1 mark in 1950.

The highlight of the 1950s was Tulsa's visit to the Gator Bowl following the 1952 season where they met a strong Florida team. That season, the Hurricane posted an 8-2-1 record as TU renewed their bowl tradition.

Several players played key roles in the success of that 1952 team. Of course, it all started with inspiration from Coach Brothers, who was born with no left hand. He inspired his players with his courage and determination not to allow his handicap to get in the way. Tom Ham, a player for Brothers on that 1952 team, once said "coach Brothers showed his toughness every day at practice." His toughness spurred the Hurricane to success in 1952.

Ellis Jones, a one armed guard, was named as a Football All-American in 1945.



Coach Brothers was voted Missouri Valley Coach of the Year in 1949 and 1951. His Hurricane teams had a career record of 26-5-1, winning two Missouri Valley Conference championships.

Tulsa was also blessed with exceptional talent in 1952. Tommy Hudspeth, Marvin Matuszak and Howard Waugh were tri-captains. Hudspeth was a strong defensive back for the Hurricane and was selected to the All-Oklahoma decade football team of the 1950s.

Matuszak, hailed as one of the best linemen in Tulsa history, was the first Hurricane player to twice be named first team All-America. Waugh was a record-setting running back. He led the nation in rushing with 1,372 yards and averaging 6.8 yards per rush.

These three men led a strong Hurricane team into the Florida game. From the time the Hurricane took the field against Florida in the Gator Bowl, they knew they were in for a battle. Florida scored the first time they had the ball, and again on a 37-yard pass play in the second quarter.

When TU took the field for the second half, the Hurricane constructed a drive of 73 yards for their first score pulling the Hurricane within a touchdown at 14-7. Tulsa's second scoring drive covered 46 yards, capped by Waugh leaping into the end zone after the Hurricane recovered a fumble at the Gators' 46-yard line. However, Tom Miner's PAT went wide left leaving Florida with a one-point lead, 14-13.

TU had one final scoring opportunity after another Florida fumble with six minutes remaining in the game. The Hurricane traveled to the Gators' 4-yard line, but had to settle for a field goal attempt that missed, allowing Florida to hold on for a 14-13 victory. Although Tulsa lost that bowl game, the 1952 team and those previous to it had some of the best players in Tulsa history.

Passing was the Name of the Game in 1960's

As the 1960s took shape, Glenn Dobbs became the head football coach at his alma mater in 1961. Dobbs revitalized Tulsa's passing attack making the Hurricane offense a threat whenever it took the field. Tulsa led the nation in passing for five straight seasons — 1962, 1963, 1964, 1965 and 1966.


Although the 1963 season produced only a 5-5 record, Tulsa's offense, spearheaded by quarterback Jerry Rhome, averaged 199.3 yards passing per contest.

Until 1964, college football was dominated by running attacks. The nation saw Tulsa's vaunted offensive attack in 1964 as the best passing team the nation had ever seen.

For 30 years teams avoided passing the ball because they thought running the ball was a better way to play the game.

What took years for college football to develop, Rhome and company obliterated in two years. In 1964, the Rhome-Twilley connection broke 20 NCAA records for total offense, passing, receiving and scoring. The notoriety those impressive

Lineman Marvin Matuszak (1951) was Tulsa's first two-time All-American.



1953 Gator Bowl Football Team

statistical numbers gave the two Hurricane standouts helped lead them to back-to-back Heisman Trophy runner-up finishes, Rhome in 1964 and Twilley in 1965.

Dobbs obviously didn't believe in the ground attack philosophy. He was one of the Hurricane's most prolific passers himself, so it's no wonder he brought his aerial philosophy back to Tulsa. Under Dobbs' guidance, the Hurricane offense passed 52 percent of the time, well above the 29 percent Tulsa's opponents were averaging.

Behind that strong offense, the 1964 team won all but two regular season games leaving the Hurricane with an 8-2 record and an invitation to the Bluebonnet Bowl in Houston, Texas to face Mississippi.


In that game, Tulsa dominated with its passing game as the Hurricane came from behind to re-establish themselves as a strong bowl team by winning 14-7, and finishing the season with a 9-2 mark.

The 1965 season saw a quarterback named Billy Guy Anderson rise up to lead the Hurricane. It wasn't long before Anderson started breaking the records Rhome had set the year before. Anderson was the nation's leading passer as he took Tulsa to yet another Bluebonnet Bowl.

Twilley was more of a threat than ever as he put his team and NCAA records of the previous year to shame. He caught 134 passes for 1,779 yards and 16 touchdowns in 1965, and came up just short in the Heisman Trophy balloting, as did Rhome the year before, finishing second to USC's Mike Garrett.

The Golden Hurricane went into the Bluebonnet Bowl against Tennessee with an 8-2 record hoping to repeat the success of its previous Bluebonnet Bowl appearance. However, things were rough for the Hurricane this time, as Tulsa could cross the Volunteers' 20-yard line only twice.

Tennessee jumped out to a 14-0 lead as they capitalized on two Tulsa fumbles. They also returned a punt for a third score, and turned an interception into their fourth score. The volunteers put the game out of reach on their last touchdown in the third quarter. Tennessee won the game 27-6.



In the 1960s, Tulsa took the collegiate passing game to a level never seen before. The Hurricane averaged nearly 318 yards in 1964, and increased that average to 346 yards a year later. Under the tutelage of Dobbs, it was Rhome, Anderson and Twilley who helped revolutionize the way college football was played.

NFL Talent Flourishes

The 1970s continued the wealth of talent going through the Hurricane program and entering the professional ranks. Some of the players Tulsa turned out that decade went into the NFL and became legends of the game. Names like Steve Largent and Drew Pearson went on to successful careers in the NFL.

When F.A. Dry took over as head coach at mid-season 1972, replacing Claude Gibson after six games, he was faced with the immediate challenge of creating an understanding of his philosophy. That philosophy. He believed that strong organization was key the to a successful team.


From the moment Dry took the helm, things began to improve for the Hurricane. His first game came the night after he accepted the head coaching position. Before that game, TU had gone 1-5, but upset Louisville and won its final two games to post a 3-2 record under Dry, and 4-7 on the year. It would be the only year during Dry's four-and-a-half year tenure, that the Hurricane would suffer a losing season. A year later, Dry led Tulsa to a 6-5 record and first place in the Missouri Valley Conference.

The 1976 season was the highlight of the Dry Era as he coached the team to a 7-4 record, a Missouri Valley Conference championship, and a berth in the first Independence Bowl where the Hurricane faced McNeese State University.

Things looked promising for the Hurricane at first as they constructed a 65-yard drive capped by a Thomas Bailey one-yard jaunt into the end zone for the first TU score, but at halftime, Tulsa clung to a slight 7-6 lead.

As the second half started, McNeese State produced a 65-yard scoring drive of their own, topped with a two-point conversion giving them the lead 14-7. The Hurricane scored on a blocked field goal attempt, but the PAT was no good, so the Hurricane stayed a point shy of the lead at 14-13.

After Tulsa made a fourth quarter 38-yard field goal to go ahead 16-14, TU seemed to have the game in the palm of their hands, but McNeese State answered by putting together an 80-yard scoring drive during the final two minutes that put the Hurricane down to defeat 20-16.



Billy Guy Anderson passes for a school record 502 yards in a 48-20 win over Colorado State on Nov. 25, 1965.



Skelly Stadium was expanded to 40,235 seats in 1964.

Dry made great strides in revitalizing Hurricane football. During his tenure, he posted a 31-18-1 record, and coached many standout players. Twenty-seven of them went into the pro ranks most of which were drafted.

One player who wasn't drafted, turned out to be one of the best NFL receivers of all-time. Drew Pearson signed a free agent contract in 1972 with the Dallas Cowboys where he established himself as one of the best receivers in National Football League history.

After two years as Tulsa's quarterback, he went to the receiving end of the ball and led TU to the Missouri Valley Conference championship in 1971. As a receiver for the Hurricane, Pearson caught 55 passes for 1,119 yards placing him tenth in receiving in TU history. His senior season, Pearson averaged 20.9 yards per catch scoring five touchdowns. Pearson was signed with the Dallas Cowboys as a free agent in 1972.

Steve Largent, who would become an NFL Hall of Fame inductee, was favorably compared to Howard Twilley while at Tulsa. In 1974 and again in 1975, Largent led the nation in touchdown receptions with 14 touchdowns each year. He was a two-time selection for the all-MVC team and was named to the Associated Press second team All-American squad in 1975. Largent averaged 17.5 yards per catch for his career, and caught 51 passes for 1,000 yards his senior season.

In 1977, offensive lineman Steve August was a first round draft selection of the Seattle Seahawks.

These players and others, along with the man who coached them made a mark on Tulsa football history. Some made a mark on the NFL as well. The teams of the 1970s helped Tulsa build a reputation for developing quality players who can make a difference on a team.

No Justice

John Cooper took over the Tulsa football program in 1977, and suffered through a 3-8 campaign, but in 1978 he rebounded the troops for an impressive 9-2 record.

Perhaps one of the best football teams was assembled in 1982. The only blemish on the season was a loss to nationally-ranked Arkansas. However, Tulsa's 10-1 season and top-20 national ranking was not good enough to impress Bowl scouts.

In that same season, college football fans new about a tandem of running backs at SMU, nicknamed the Pony Express ññ Eric Dickerson and Craig James. But what

INTRO
PLAYERS
STAFF
REVIEW
C-USA
OPPONENTS
HISTORY
RECORDS

college football fans may not have known was that Tulsa has the only other pair of running backs in the country to rush for over for over 1,000 yards each — Micheal Gunter and Ken Lacy. In a takeoff of the Pony Express, Tulsa's tandem was dubbed the "Palomino Express".

That season, Tulsa was not the only 10-1 team snubbed from the Bowl picture, as New Mexico was in the same situation as the Hurricane. Tulsa and New Mexico fans cried out for justice, and Justice is just what they received.

Tulsa and New Mexico would square off in the Justice Bowl on December 19, 1982. At 1:15 p.m. that afternoon, radio stations in the two cities carried the play-by-play of a fictitious matchup between the two schools. In Tulsa, the Hurricane would win the game, and in New Mexico the Lobos triumphed.

Bowl Games Close out 1980s, Usher in the '90s

Coach Cooper enjoyed a successful tenure taking Tulsa football into the 1980s, while a former Tulsa quarterback would take Hurricane football out of the '80s and into the 1990s. When Dave Rader became head coach in 1988, he became an expansion of Tulsa football's past.

Between Cooper and Rader, Tulsa had two coaches for a total of three seasons. Don Morton was the head coach in 1985 and 1986, while George Henshaw coached the Hurricane for the 1987 season.

Under Rader, Tulsa football experienced a roller coaster ride. The highest points were two bowl games — 1989 Independence Bowl and 1991 Freedom Bowl.


In 1989, the Hurricane posted a 6-5 regular season mark, and represented the Independent Football Alliance at the Independence Bowl, where the Hurricane faced a strong Oregon team from the PAC-10. The Ducks had a second-place conference finish, and was a 16-point favorite, but TU obviously didn't gamble. TU gave the Ducks all the fight they could handle.

Tulsa struck first on a one-yard TD run from Brett Adams, but Oregon bounced back as they put together scoring drives of 54 and 79 yards of their own to take the lead 10-7. The Hurricane took a 17-10 lead into halftime on a field goal and a blocked punt return for a touchdown.

Tulsa scored once more in the third quarter to build their lead to 24-10, but Oregon came back scoring two quick touchdowns to knot the game at 24. As time wound down in the fourth period, the officials ruled against TU on a fumble recovery allowing the Ducks to continue a drive that ended with a final field goal and a victory. Though the Hurricane suffered a heartbreaking loss, that bowl game allowed TU to get back into the college football spotlight.

That spotlight continued to shine in the 1991 season as Tulsa produced a 10-2 season and a number 21 ranking in the final Associated Press football poll. A season that saw the Hurricane upset 15th-ranked Texas A&M 35-34 at Skelly Stadium, and post a

In 1983, quarterback Steve Gage scored a touchdown on his first collegiate run from scrimmage, and threw a TD on his first pass, both coming in the season opener against San Diego State.



come-from-behind 13-10 victory over Southern Mississippi in the "snow bowl" was capped by an invitation to the Freedom Bowl in Anaheim, California, where Tulsa met San Diego State and star running back Marshall Faulk.

At halftime, the two teams went into the locker room deadlocked at 10-10. In the second half, the Tulsa defense became a wall that the Aztecs offense couldn't penetrate, holding them to just 83 yards of total offense.



Late in the game with the Hurricane up by three points, San Diego State muffed a punt at their own eight-yard line resulting in a Tulsa recovery. Two plays later, the Hurricane scored to make the final score 28-17. That Hurricane team went down in Tulsa football history as one of only five teams to have a 10-win season.

Eight Tulsa players from that team went into the NFL, including the likes of quarterbacks T.J. Rubley and Gus Frerotte, lineman Jerry Ostroski, receiver Chris Penn, and defensive stalwarts Barry Minter and Tracy Scroggins.

Since 1991, Tulsa football has been in a transition period, moving from a football independent to the Western Athletic Conference. Tulsa became a member of the WAC in 1996, and had its best season of league play in 2001, winning four games.

Tulsa football did not enjoy much success in the 1990s but as history has proven, success was not far away.

Ken Lacy, the other half of the Palomino Express





Chris Penn (#86) grabs T.J. Rubley's "Hail Mary" pass late in the game to set up a game-winning field goal against Southern Mississippi in 1991.

Tulsa Goes to Eight Bowl Games In Last 10 Years

The Golden Hurricane won the 2005 Conference USA Championship in its first season as a league member.

The Steve Kragthorpe Era began with a bang in 2003, as the Golden Hurricane had its first winning season and first bowl appearance in 12 years. Tulsa posted an 8-5 overall record, and placed second in the WAC with a 6-2 mark.

In his first year as head coach, Kragthorpe led Tulsa to the biggest turn-around in college football with a seven-win improvement from the previous season. Tulsa made the school's 12th bowl appearance as the Hurricane played Georgia Tech in the Humanitarian Bowl on January 3, 2004. Tulsa football returned to its roots in 2003 as the Golden Hurricane became an offensive juggernaut, scoring over 30 points in seven games and averaging 30.8 points per game.

With an 8-5 record in 2003, Tulsa's seven-win improvement from the previous year was the biggest turn-around in college football for that season.

Although Tulsa only posted four wins in 2004, including two overtime losses, junior Ashlan Davis, a junior college transfer, made NCAA history becoming the first player to run-back five kickoff returns for touchdowns in a single season. He broke the previous NCAA mark of three.



2005 C-USA Champions

The 2005 season began another new era for the Hurricane as Tulsa officially became a member of Conference USA on July 1, 2005. It would be a year to remember in the first as a C-USA member.

In conference action, Tulsa defeated the preseason favorite to win the C-USA East, Southern Miss, as well as the preseason #3 team in the East Division, Memphis, in the regular season en route to posting a 6-2 league record, winning the C-USA West Division title and playing in the inaugural Conference USA Football Championship Game presented by Xbox 360.

Tulsa captured a 44-27 win in the league championship game over UCF in Orlando, Florida, on Dec. 3, 2005, and received an invitation following the game to play in the AutoZone Liberty Bowl in Memphis, Tennessee.

Tulsa was matched up against former Western Athletic Conference rival Fresno State in the Liberty Bowl game. Tulsa amassed 430 yards in the game and scored 14 points in the final 10:35 of the game to capture a 31-24 victory over the Bulldogs in front of 54,894 fans.

The Hurricane finished the season with an overall 9-4 record as senior All-American Garrett Mills became the single-season receiving leader in NCAA history for tight ends.

In 2006, Tulsa made its second straight bowl appearance, a feat not accomplished since back-to-back Bluebonnet Bowl appearances in 1964 and '65. The Hurricane played in the Bell Helicopter Armed Forces Bowl and finished the season with an 8-5 record.



Tulsa won the back-to-back GMAC Bowl titles after the 2007 and 2008 seasons.

The 2007 campaign, the first for former Hurricane defensive coordinator Todd Graham as head coach, proved to be a record-setting season for the Golden Hurricane. Tulsa set 29 school records, 15 C-USA marks and four NCAA records, en route to leading the nation in total offense with 543.9 yards behind Wuerffel Trophy Award winner Paul Smith at quarterback. Tulsa met up with Bowling Green of the Mid-American Conference in the GMAC Bowl and came away with the largest margin of victory in NCAA Bowl history with a 63-7 win over the Falcons. With a 10-4 record, this Tulsa team became one of only six in school history to reach 10 wins.

A year later, the Hurricane won a school record 11 games by posting an 11-3 mark in 2008, established more school records, won the C-USA West Division title and made its' second straight appearance in the GMAC Bowl, defeating No. 22-ranked Ball State by a score of 45-13.

For the second consecutive season, Tulsa again led the nation in total offense with 569.9 yards per game. The Hurricane scored a school record 661 points, while finishing second nationally in scoring with a 47.2 average. Senior running back Tarrion Adams became the school's single-game, single-season and career record-holder for rushing, while senior placekicker Jarod Tracy set the all-time scoring record.

Only 10 times in NCAA history has a school led the nation in total offense in back-to-back years. Tulsa has done it three of those 10 times (1951-52, 1964-65, and 2007-08).

Tulsa captured its third 10-win season in four years with a 10-3 record in 2010. The season was highlighted with one of the most prestigious wins in school history, a 28-27 road win over Notre Dame, as well as a 62-35 victory against 24th-ranked Hawaii in the Sheraton Hawaii Bowl.

Receiver and kick return specialist Damaris Johnson became the NCAA's all-time record-holder for career all-purpose yards (7,796) and kickoff return yards (3,417). He went on to earn second-team *Associated Press* All-America honors, while Tulsa finished the season ranked 24th in the final *AP* poll.

Blankenship Era Begins

Bill Blankenship takes over at his alma mater.

Tulsa alumnus Bill Blankenship took over as head coach in January 2011 and encountered a schedule that featured three top-10 teams in the first four weeks of the season, including #1 Oklahoma, #7 Oklahoma State and #4 Boise State in three of the first four weeks. Tulsa faced its fourth top-10 opponent in the final regular season game of the year as No. 7 Houston handed the Hurricane a home loss.

Blankenship led the Hurricane to an 8-5 overall record in year one, making the school's seventh bowl appearance in nine years. Tulsa faced BYU at the Bell Helicopter Armed Forces Bowl, falling in the last minute by a score of 24-21.


In 2012, Blankenship's group posted seven straight victories following an opening road loss at Iowa State. Tulsa won the Conference USA Championship with an



The 2010 season was highlighted with one of the most prestigious wins in school history, a 28-27 road win over Notre Dame. Pictured Above: John Flanders intercepts the potential winning touchdown in the final moments to preserve the Tulsa victory.

overtime win over UCF in the title game, thus setting up a second match-up against Iowa State in the 2012 AutoZone Liberty Bowl.

This time, Tulsa got the best of the Cyclones with a 31-17 victory at Linberty Bowl Stadium in Memphis, Tenn. With the win, Tulsa finished the season with an 11-3 record, tying the school mark for most wins in a season.



2012 AutoZone Liberty Bowl Champions

Tulsa's Bowl Games

1942 SUN BOWL

Tulsa 6, Texas Tech 0

El Paso, Texas

January 1, 1942 • Attendance: 12,000



Tulsa earned its first bowl bid with a 7-2 regular season record. Tulsa's only losses were against Texas Christian, 6-0, and Arkansas, 13-6, in Henry Frnka's first season as head coach.

The game with the Red Raiders, which was played

before a partisan Texas crowd, proved to be a defensive struggle. Tulsa's defense held Tech to four first downs and 104 yards of total offense. In the first half, the Raiders pushed the ball to the Tulsa 15-yard line, but the Hurricane defense forced Tech to try a field goal, which missed and resulted in a scoreless first half.

After intermission, Tulsa's Glenn Dobbs punted the ball from the Hurricane 14-yard line out of Tech's end zone, giving Tulsa the momentum. Late in the game, Tulsa mounted a 71-yard touchdown drive behind the passing of Dobbs, who finished the day with 239 passing yards.

With only a few minutes remaining, Dobbs passed to Sax Judd for a 32-yard score, but Dobbs' PAT attempt was blocked. Tulsa intercepted a Tech pass to preserve the 6-0 victory.

Scoring by Qtr.	1	2	3	4	Final
Texas Tech	0	0	0	0	0
Tulsa	0	0	0	6	6

Team Statistics	Tech	Tulsa
First Downs	4	15
Rushing Yardage	62	96
Passing Yardage	42	239
Passes	2-10-1	24-39-2
Punts - Average	12-43.0	15-37.0
Fumbles - Lost	5-2	0-0
Penalties - Yards	8-90	6-60

Game Summary

TU - Judd 32 pass from Dobbs (Dobbs kick-Blk) 6-0

1943 SUGAR BOWL

Tennessee 14, Tulsa 7


New Orleans, Louisiana

January 1, 1943 • Attendance: 70,000

Tennessee nosed out Tulsa, 14-7, in the ninth Sugar Bowl football game before 70,000 fans on a beautiful sunny afternoon.

Tulsa scored first on an aerial march of 60 yards headed by All-American Glenn Dobbs early in the second period. Dobbs threw to end Cal Purdin for the score, while Clyde LeForce kicked the extra point. Later in the same period Tennessee countered with six points of their own and at halftime Tulsa held a slim 7-6 advantage.

The Volunteer's power told the story in the second half, as Tennessee scored a safety by blocking one of Dobbs' punts to take the lead in the third period, 8-7. The Volunteers added another touchdown by its powerful running game in the fourth quarter.



With Tennessee leading 14-7 in the waning minutes of the game, the Hurricane drove to the UT 11-yard line and was within one play of a tie, before Tennessee's Bill Nowling intercepted an N.A. Keithley pass to end any hopes of a Tulsa victory.

Scoring by Qtr.	1	2	3	4	Final
Tennessee	0	6	2	6	14
Tulsa	0	7	0	0	7

Team Statistics	UT	Tulsa
First Downs	14	10
Rushing Yardage	208	39
Passing Yardage	88	168
Passes	7-17-0	17-27-2
Punts - Average	10-41.0	14-43.0
Fumbles - Lost	2-2	0-0
Penalties - Yards	9-100	5-44

Game Summary

TU - Purdin 9 pass from Dobbs (LeForce kick) 7-0
 UT - Gold 3 run (Mitchell kick-NG) 7-6
 UT - Crawford blocked Dobbs punt for safety 7-8
 UT - Fuson 3 run (Mitchell kick-NG) 7-14

1944 SUGAR BOWL

Georgia Tech 20, Tulsa 18

New Orleans, Louisiana

January 1, 1944 • Attendance: 69,000



Tulsa made its second straight trip to the Sugar Bowl but failed in its bid for a victory over Georgia Tech in front of 69,000 fans.

For the first three periods and past the middle of the fourth, Tulsa clung to the lead. But in the end, Tulsa

could not withstand an offensive attack led by Tech All-American Eddie Prokop who led the 72-yard drive that gave the Yellow Jackets a 20-18 decision.

Tulsa stopped a Tech drive following the opening kickoff, and from their own 14-yard line marched 86 yards to score in the first five minutes. A fake field goal by Clyde LeForce ended up in a TD pass to Ed Shedlosky. TU tailback Jimmy Ford ran around left end for a 79-yard touchdown on the first play of the second quarter for a 12-0 Hurricane lead.

Prior to halftime, Tech scored on a 71-yard drive, followed by a six-yard TD run by TU's LeForce to give the Hurricane an 18-7 halftime lead. Tech made it 18-13 in the third period, and put together a 79-yard drive for a two-point lead in the final quarter. Tulsa could get only as close as the Tech 34-yard line before the final horn sounded.

Prokop gained 199 yards on 29 carries for Georgia Tech, while Tulsa's Ford had 119 yards on 14 carries.

Scoring by Qtr.	1	2	3	4	Final
Georgia Tech	0	7	6	7	20
Tulsa	6	12	0	0	18

Team Statistics	Tech	Tulsa
First Downs	25	8
Rushing Yardage	372	211
Passing Yardage	83	87
Passes	4-16-1	6-15-1
Punts - Average	6-38.0	7-34.0
Fumbles - Lost	3-3	1-1
Penalties - Yards	8-60	6-50

Game Summary

TU - Shedlosky 13 pass from LeForce (LeForce kick-NG) 6-0
 TU - Ford 79 run (LeForce kick-NG) 12-0
 GT - Broyles 1 run (Prokop kick) 12-7
 TU - LeForce 6 run (LeForce kick-NG) 18-7
 GT - Tinsley 47 pass from Prokop (Prokop kick-NG) 18-13
 GT - Scharfachwerfdt 1-yard run (Prokop kick) 18-20

INTRO

PLAYERS

STAFF

REVIEW

C-USA

OPPONENTS

HISTORY

RECORDS

1945 ORANGE BOWL

Tulsa 26, Georgia Tech 12
Miami, Florida

January 1, 1945 • Attendance: 29,426



Tulsa sought revenge against the Georgia Tech Yellow Jackets for the come-from-behind victory in the previous year's Sugar Bowl. This time Tulsa handed the Jackets a 26-12 loss in front of 29,426 fans at the Orange Bowl.

The Hurricane jumped out to a 14-0 first quarter lead and held that same advantage at halftime. On Tulsa's first play of the third quarter, the Hurricane used some razzle-dazzle as Perry Moss threw to Nip Goodnight at the 35-yard line, who then lateraled to Barney White, who sped straight down the north side line for six points, making the score 20-0.

Tech came back with six points of their own in the third period. Tulsa's Camp Wilson quickly quieted the crowd taking the Tech kickoff on the 10-yard line and racing 90 yards for a 26-6 Tulsa lead. Georgia Tech added six points in the final quarter to pull within 14 points of the victorious Hurricane.

Scoring by Qtr.	1	2	3	4	Final
Georgia Tech	0	0	6	6	12
Tulsa	14	0	12	0	26

Team Statistics	Tech	Tulsa
First Downs	16	14
Rushing Yardage	36	180
Passing Yardage	304	137
Passes	18-34-2	6-15-0
Punts - Average	4-35.0	5-34.0
Fumbles - Lost	7-3	2-1
Penalties	1-15	4-41


Game Summary

TU - Shedlosky 14 pass from Moss (Moss kick)	7-0
TU - Shedlosky 4 run (Moss kick)	14-0
TU - White 35 run (Moss PAT Blk)	20-0
GT - McIntosh 40 run (Bowen kick-NG)	20-6
TU - Wilson 90 KO return (Moss kick-NG)	26-6
GT - Taylor 3 run (Tinsley kick-NG)	26-12

1946 OIL BOWL

Georgia 20, Tulsa 6
Houston, Texas

January 1, 1946 • Attendance: 27,000



Just as Georgia had capitalized on a poor punt, Tulsa capitalized on a fumble that was recovered at the Georgia 13-yard line. Five plays later Camp Wilson went over for the touchdown from one yard out giving Tulsa what would be their only score of the game.

The score remained 7-6 through three quarters, but Georgia threw a 47-yard touchdown pass on its second fourth quarter possession, and added a 68-yard punt return for a touchdown by Charlie Trippi. Tulsa had two more opportunities to score but failed.

Scoring by Qtr.	1	2	3	4	Final
Georgia	7	0	0	13	20
Tulsa	0	6	0	0	6

Team Statistics	Georgia	Tulsa
First Downs	14	7
Rushing Yardage	178	69
Passing Yardage	110	79
Passes	5-15-1	6-21-0
Punts - Average	7-36.0	12-35.0
Fumbles - Lost	4-3	1-1
Penalties - Yards	4-29	4-40


Game Summary

UGA - Smith 3 run (Jernigan kick)	0-7
TU - Wilson 1 run (Brown kick-NG)	6-7
UGA - Donaldson 8 run (Jernigan kick)	6-14
UGA - Trippi 68 punt return (Jernigan kick-NG)	6-20

1953 GATOR BOWL

Florida 14, Tulsa 13
Jacksonville, Florida

January 1, 1953 • Attendance: 30,015



Tulsa battled back from a 14-0 halftime deficit, but saw its brilliant rally fall one point shy as Florida escaped with a 14-13 victory in front of a Gator Bowl crowd of 30,015.

The Gators scored the first time they had the ball, driving 78 yards in 11 plays. Florida scored again in the second period on a 37-yard pass play, capping an 80-yard, 13-play drive. But in the second half, Tulsa's offense threw the Florida defense off balance with the running of Jake Roberts.

The Hurricane put together drives of 73 and 46 yards in the second half. Roberts ran for a three-yard touchdown in the third quarter, followed by a Tom Miner extra point. Tulsa's next touchdown drive began following a Florida fumble at their own 46-yard line. Howard Waugh went over from three yards out for the touchdown. Miner's extra point attempt went wide to the left.

With six minutes left to play, the Hurricane recovered another Florida fumble. Tulsa drove to the Gators' four-yard line, but had to settle for a field goal that again went wide left. Florida was left with just under three minutes to hold onto the ball and the victory.

Scoring by Qtr.	1	2	3	4	Final
Florida	7	7	0	0	14
Tulsa	0	0	7	6	13

Team Statistics	UF	Tulsa
First Downs	20	17
Rushing Yardage	233	182
Passing Yardage	101	132
Passes	7-11-1	10-16-1
Punts - Average	1-38	4-31
Fumbles - Lost	6-4	3-1
Penalties - Yards	5-34	9-84

Game Summary

UF - Casares 1 run (Casares kick)	0-7
UF - Hall 37 pass from Robinson (Casares kick)	0-14
TU - Roberts 3 run (Miner kick)	7-14
TU - Wash 3 run (Miner kick-NG)	13-14

1964 BLUEBONNET BOWL

Tulsa 14, Mississippi 7
Houston, Texas

December 19, 1964 • Attendance: 50,000

Tulsa quarterback Jerry Rhome offset Mississippi's quick, blitzing defense with a mixture of running and passing as the Hurricane came from behind to upset the Rebels, 14-7, in the Bluebonnet Bowl.

Rhyme completed 22 of 36 passes for 252 yards and gained 29 yards on the ground. He was the unanimous selection for the most outstanding back. Tulsa defensive lineman Willie Townes, who harassed Rebel quarterback Jim Weatherley, was named the game's outstanding lineman.



Ole Miss opened the scoring with a one-yard Weatherley run in the second quarter. Rhome answered on a fourth down situation with a one-yard run of his own with 6:15 remaining in the first half. The Tulsa drive covered 72 yards.

In the third quarter, Rhome threw 35 yards to flanker Eddie Fletcher for the go-ahead touchdown that proved to be the game-winner.

Scoring by Quarter	1	2	3	4	Final
Mississippi	0	7	0	0	7
Tulsa	0	7	7	0	14

Team Statistics	Miss	Tulsa
First Downs	10	19
Rushing Yardage	104	71
Passing Yardage	113	252
Passes	16-24-2	22-36-1
Punts - Average	8-31	7-32
Fumbles - Lost	0-0	0-0
Penalties - Yards	4-50	4-30

Game Summary

M - Weatherly 1-yard run (Irwin kick)	0-7
TU - Rhome 1-yard run (Twilley kick)	7-7
TU - Fletcher 35 pass from Rhome (Twilley kick)	14-7

1965 BLUEBONNET BOWL

Tennessee 27, Tulsa 6
Houston, Texas

December 18, 1965 • Attendance: 40,000



Tennessee combined its error-forcing defense, opportunistic offense, and superior kicking with the rain and mud to hand Tulsa a 27-6 loss in the Bluebonnet Bowl. The Volunteers set the tempo by recovering three fumbles and intercepting four passes to frustrate Tulsa's

national passing champions.

Other than a 44-yard, 11-play touchdown drive in the closing minutes of the first quarter that saw Gary McDermott run in from one yard out, Tulsa did not cross the Tennessee 20-yard line until the last minute of the game.

Tennessee, who jumped out to a 6-0 lead, scored its first and second touchdowns on drives of 48 and 33 yards following Tulsa fumbles. Tennessee's third touchdown came on a seven-yard drive after a 45-yard punt return.

The Volunteers led 20-6 at halftime and put the game out of reach with their final touchdown early in the third quarter, coming after another Tulsa turnover. Statistically, Tulsa outgained the Volunteers by 105 yards, including a 250 to 37-yard advantage in the passing department.

Scoring by Quarter	1	2	3	4	Final
Tennessee	6	14	7	0	27
Tulsa	6	0	0	0	6

Team Statistics	UT	Tulsa
First Downs	11	16
Rushing Yardage	181	73
Passing Yardage	37	250
Passes	3-7-1	23-47-4
Punts - Average	6-43.0	5-35.0
Fumbles - Lost	4-2	3-3
Penalties - Yards	8-80	1-15

Game Summary

UT - Wantland 4 pass from Warren (Leake kick-NG)	0-6
TU - McDermott 1 run (Twilley kick-NG)	6-6
UT - Warren 1 run (Leake kick)	6-13
UT - Warren 1 run (Leake kick)	6-20
UT - Mitchell 11 run (Leake kick)	6-27


1976 INDEPENDENCE BOWL

McNeese St. 20, Tulsa 16
Shreveport, La.

December 13, 1976 • Attendance: 19,164

The inaugural Independence Bowl wasn't decided until McNeese State fullback Oliver Hadnot scored the winning touchdown with 37 seconds remaining on the game clock, giving McNeese a 20-16 win.

The excitement began almost immediately as Tulsa completed a 65-yard drive for an opening drive score. Fullback Thomas Bailey's one-yard run capped Tulsa's scoring drive.



At halftime, Tulsa held onto a 7-6 lead. However, in the third quarter the Cowboys took a 14-7 lead with a 63-yard drive and two-point conversion.

On their next possession, McNeese attempted a 51-yard field goal that was blocked, recovered and returned by Tulsa's Mel McGowen 65 yards for a score. The extra-point-attempt was blocked and the Southland Conference champions led 14-13 with 4:07 remaining in the third period.

With 4:22 remaining, Tulsa appeared to have won the game when Steve Cox kicked a three-pointer from 38 yards out to put his team ahead, 16-14. However, McNeese drove 80 yards from their own 20-yard line in the last two minutes and Hadnot raced the final 25 yards for the winning score.

Scoring by Quarter	1	2	3	4	Final
McNeese State	3	3	8	6	20
Tulsa	7	0	6	3	16

Team Statistics	State	Tulsa
First Downs	11	17
Rushing Yardage	46-152	45-108
Passing Yardage	57	172
Passes	5-18-1	13-30-1
Punts - Average	9-39.0	5-30.0
Fumbles - Lost	3-1	7-3
Penalties - Yards	11-105	16-100

Game Summary

TU - Bailey 1 run (Cox kick)	7-0
MSU - Peebles 42 FG	7-3
MSU - Peebles 34 FG	7-6
MSU - McArthur 1 run (McFarland run)	7-14
TU - McGowen 65 blocked FG return (Cox kick-Bik)	13-14
TU - Cox 39 field goal	16-14
MSU - Hadnot 25-yard run (pass-NG)	16-20

1989 INDEPENDENCE BOWL

Oregon 27, Tulsa 24

Shreveport, La.

December 16, 1989 • Attendance: 44,621



The PAC-10 Conference's second-place team, the Oregon Ducks, entered the Independence Bowl against Tulsa as 16-point favorites, only to hang on for a controversial 27-24 win. The Hurricane went into the game without the services of All-America receiver Dan Bitson, who

suffered numerous injuries in an automobile accident two weeks earlier.

The Hurricane scored first on a Brett Adams one-yard run. Oregon put together drives of 54 and 79 yards to take a 10-7 lead, until a Tulsa field goal of 26 yards by David Fuess knotted the score at 10-10 with just over two minutes to play in the first half.

Tulsa took the halftime lead, 17-10, on a blocked punt by Herbert Harvey. Derrick Williams picked up the ball and raced 21 yards for the score with 22 seconds left on the first half clock.

Adams added another one-yard touchdown run in the third period as Tulsa took a 24-10 lead. However, Oregon scored two touchdowns in a six-minute span late in the third quarter and early in the fourth.

With just over three minutes to play, an apparent Tulsa recovery of an Oregon fumble was overruled by the officials. Thus, the Ducks converted on a 20-yard field goal to capture a 27-24 victory.

Scoring by Quarter	1	2	3	4	Final
Oregon	3	7	7	10	27
Tulsa	7	10	7	0	24

Team Statistics	UO	Tulsa
First Downs	16	14
Rushing Yardage	140	70
Passing Yardage	320	183
Passes	23-40-2	17-34-2
Punts - Average	3-23.5	5-34.8
Fumbles - Lost	2-1	3-1
Penalties - Yards	5-49	1-1

Game Summary

TU - Adams 1 run (Fuess kick)	7-0
UO - McCallum 29 FG	7-3
UO - Hargain 20 pass from Musgrave (McCallum kick)	7-10
TU - Fuess 26 FG	10-10
TU - D. Williams 21 blocked punt return (Fuess kick)	17-10
TU - Adams 1 run (Fuess kick)	24-10
UO - Reitzug 9 pass from Musgrave (McCallum kick)	24-17
UO - Musgrave 1 run (McCallum kick)	24-24
UO - McCallum 20 FG	24-27

1991 FREEDOM BOWL


Tulsa 28, San Diego State 17

Anaheim, Calif.

December 30, 1991 • Attendance: 34,217

Tulsa, making its second bowl appearance in three years and its first at-large showing since 1976, notched its first bowl victory since 1964 with a 28-17 win over San Diego State in the eighth Freedom Bowl.

Tulsa's veteran offensive line opened huge holes for tailback Ron Jackson, who grabbed Most Valuable Player honors as he rushed by 211 yards and a Freedom Bowl record four touchdowns on 46 carries. The junior scored once in each of the four quarters, accounting for touchdown runs of 10, 6, 4 and 4 yards, respectively.



The teams were deadlocked at the end of the first and second quarters. Tulsa's defense came alive after intermission holding the potent Aztec offense to just three points and 83 total yards.

Tulsa led 21-17 late in the game when Gus Frerotte's booming 54-yard punt was mishandled by Aztec return specialist T.C. Wright at his own 8-yard line. Billy Cole recovered for Tulsa and the Hurricane scored two plays later to seal the win. The victory earned Tulsa a ranking of 21st in the final Associated Press and CNN/USA Today polls.

Scoring by Quarter	1	2	3	4	Final
San Diego State	7	7	0	3	17
Tulsa	7	7	7	7	28

Team Statistics	Tulsa	SDSU
First Downs	23	21
Rushing Yardage	256	189
Passing Yardage	122	164
Passes	9-17-0	19-37-0
Punts - Average	5-34.4	5-35.2
Fumbles - Lost	4-1	3-2
Penalties - Yards	2-20	6-38

Game Summary

SDSU - Faulk 2 run (Trakas kick)	0-7
TU - Jackson 10 run (Lange kick)	7-7
TU - Jackson 6 run (Lange kick)	14-7
SDSU - Lowery 4 run (Trakas kick)	14-14
TU - Jackson 3 run (Lange kick)	21-14
SDSU - Trakas 26 FG	21-17
TU - Jackson 4 run (Lange kick)	28-17

2003 HUMANITARIAN BOWL

Georgia Tech 52, Tulsa 10

Boise, Idaho

January 3, 2004 • Attendance: 23,118



Tulsa won five straight games to end the regular season and claimed second-place in the Western Athletic Conference. The prize was a trip to play Georgia Tech of the Atlantic Coast Conference in the Humanitarian Bowl. It would be the third meeting between the two school's, and all three times in bowl games.

The game marked Tulsa's first bowl appearance in 12 years and the eight wins was more than the previous three seasons put together. Although the Hurricane enjoyed its trip to Boise, Idaho, the game was another story. Despite trailing just 10-3 at halftime, Georgia Tech had controlled the first half out-gaining the Hurricane 129-20.

The second half was more of the P.J. Daniels show for Tech. The running back had 104 yards at halftime, and ended the game with 307 rushing yards and four touchdowns. While the Tulsa defense couldn't stop Daniels, the Hurricane offense was giving the Yellow Jackets a short field with six lost fumbles. Six of Tech's eight touchdown drives began inside the Tulsa 40-yard line, and four of those TDs coming after a Tulsa fumble.

Tech put up 42 second-half points and went on for a 52-10 victory, the most lopsided Bowl loss for the Hurricane in 12 postseason appearances.

Scoring by Quarter	1	2	3	4	Final
Georgia Tech	7	3	21	21	52
Tulsa	0	3	0	7	10

Team Statistics	Tech	Tulsa
First Downs	15	10
Rushing Yardage	371	-56
Passing Yardage	19	200
Passes	7-13-0	17-27-0
Punts-Average	5-42.8	7-45.0
Fumbles-Lost	1-1	7-6
Penalties-Yards	5-45	6-35

Game Summary


GT - Daniel 9 run (Burnett kick)	0-7
TU - DeVault 22 FG	3-7
GT - Burnett 29 FG	3-10
GT - Daniels 1 run (Burnett kick)	3-17
GT - Woods 2 run (Burnett kick)	3-24
GT - Daniels 33 run (Burnett kick)	3-31
GT - Daniels 38 run (Schroeder kick)	3-38
GT - Hatch 1 run (Schroeder kick)	3-45
TU - Mills 13 pass from P. Smith (DeVault kick)	10-45
GT - Hatch 8 run (Schroeder kick)	10-52

2005 LIBERTY BOWL

Tulsa 31, Fresno State 24
Memphis, Tennessee

December 31, 2005 • Attendance: 54,894

Tulsa amassed 430 yards for the game and scored 14 points in the final 10:35 of the game to capture a 31-24 victory over the Fresno State Bulldogs in the 47th Annual AutoZone Liberty Bowl in front of 54,894 fans at Liberty Bowl Memorial Stadium.



The win for Tulsa was its' fifth bowl win in 13 games, and snapped Fresno State's bowl winning streak in consecutive years at three.

Hurricane sophomore Paul Smith, who completed

18-of-27 passes for 234 yards and one touchdown and scored the winning TD on a four-yard run, was named the Most Valuable Player. Senior Ashlan Davis had his first career 100+ receiving game with 128 yards on eight catches, while being named Tulsa's Offensive Player of the Game and sophomore defensive back Anthony Germany was selected as Tulsa's Defensive Player of the Game after intercepting one pass and breaking up two passes.

Trailing 24-17, the Hurricane early in the fourth quarter, Tulsa gained 162 yards while holding the Bulldogs to 77 yards in the final stanza. The Hurricane tied the score at 24 with 10:35 remaining and after Germany's interception Tulsa went ahead on Smith's TD run with 2:55 left. Fresno State's final drive to try to tie the game ended with a Nelson Coleman interception.

Scoring by Qtr.	1	2	3	4	Final
Fresno State	7	7	3	7	24
Tulsa	0	17	0	14	31

Team Statistics	FSU	Tulsa
First Downs	22	20
Rushing Yardage	208	196
Passing Yardage	213	234
Passes	19-30-2	18-27-0
Punts - Average	3-34.3	4-40.2
Fumbles - Lost	1-0	1-1
Penalties- Yards	5-35	2-10

Game Summary

FSU – Mathis 6 run (Zimmerman kick)	0-7
TU – Parrish 22 run (DeVault kick)	7-7
TU – Adams 63 run (DeVault kick)	14-7
FSU – Sumlin 24 run (Zimmerman kick)	14-14
TU – DeVault 41 FG	17-14
FSU – Zimmerman 27 FG	17-17
FSU – Fernandez 21 pass from Pinegar (Zimmerman kick)	17-24
TU – Davis 54 pass from Smith (DeVault kick)	24-24
TU – Smith 4 run (DeVault kick)	31-24

2006 ARMED FORCES BOWL

Utah 25, Tulsa 13
Fort Worth, Texas

December 23, 2006 • Attendance: 32,412



Utah scored the final six points of the first half and the first 10 points of the second half en route to a 25-13 victory in the Bell Helicopter Armed Forces Bowl at Amon G. Carter Stadium on the TCU campus.

Utah scored 10 points in a 3:11 span including three points with 0:02 left in the first half, and seven points in the first 3:09 of the second half to take a 16-7 lead with 11:51 on the clock.

Bobby Blackshire's team-leading fourth interception of the year led to a 39-yard, eight-play scoring drive that saw Paul Smith score on his second one-yard TD run of the game at the 10:54 mark of the fourth quarter. The Tulsa score cut the Utah lead to six points, 19-13, as the point-after-attempt failed.

Utah put the game out of reach when Eric Weddle took the snap and ran four yards over the left side for the final score of the game with 1:05 left in the game.

Tulsa's first score came at the 13:01 mark of the second quarter as the Hurricane traveled 80 yards in 10 plays. Smith went over from one yard out for six points in the second quarter to take a 7-3 lead.

Smith finished the game 20-for-27 for 158 yards with one interception. Utah's Ratliff finished 23-for-34 for 240 yards, a touchdown and an interception

Scoring by Qtr.	1	2	3	4	Final
Utah	3	6	10	6	25
Tulsa	0	7	0	6	13

Team Statistics	Tulsa	Utah
First Downs	13	22
Rushing Yardage	96	165
Passing Yardage	158	240
Passes	20-27-1	23-34-1
Punts – Average	7-42.6	3-47.3
Fumbles – Lost	2-1	1-1
Penalties – Yards	4-36	6-41

Game Summary

Utah – Sakoda 45 FG	0-3
TU – Smith 1 run (Tracy kick)	7-3
Utah – Sakoda 39 FG	7-6
Utah – Sakoda 41 FG	7-9
Utah – Castillo 10 run on flip from Hernandez, on pass Ratliff (Sakoda kick)	7-16
Utah – Sakoda 34 FG	7-19
TU – Smith 1 run, (Kick NG)	13-19
Utah – Weddle 4 run (Pass NG)	13-25

2008 GMAC BOWL

Tulsa 63, Bowling Green 7
Mobile, Alabama

January 6, 2008 • Attendance: 36,932

Tulsa won its second Bowl game in the last three years with a 63-7 victory over Bowling Green in the GMAC Bowl at Ladd-Peebles Stadium. Tulsa improved to 10-4 giving the Hurricane the school's sixth 10-win season in the 108-year history of football.

The 56-point victory was the largest in NCAA Bowl history.

Tulsa quarterback Paul Smith completed 27-of-45 passes for 312 yards and five touchdowns, while becoming only the seventh player in NCAA history to surpass 5,000 passing yards in a season.



Tulsa capitalized on three first quarter turnovers by Bowling Green and took a 21-0 lead at the end of one quarter. The Hurricane increased its lead to 35-0 at halftime, capitalizing on another Falcon turnover.

The Hurricane opened the second-half with an eight-play, 78-yard drive in just 2:11 that saw Smith throw the final 14 yards to Trae Johnson, to give the Hurricane a 42-0 lead at the 12:49 mark. BGSU scored its first points of the game on the subsequent kickoff with a 78-yard return.

Tulsa scored one more time in the third quarter on a Paul Smith two-yard run. While the senior threw fourth quarter TD passes of three yards to Charles Clay and six yards to A.J. Whitmore.

Scoring by Qtr.	1	2	3	4	Final
Bowling Green	0	0	7	0	7
Tulsa	21	14	14	14	63

Team Statistics	Tulsa	BGSU
First Downs	34	13
Rushing Yardage	238	46
Passing Yardage	324	125
Passes	29-47-0	20-27-0
Punts – Average	5-42.0	5-38.6
Fumbles – Lost	0-0	4-4
Penalties – Yards	3-25	4-37

Game Summary

TU – Adams 1 run (Tracy kick)	7-0
TU – Smith 13 pass to T. Johnson (Tracy kick)	14-0
TU – Whitmore 19 run (Tracy kick)	21-0
TU – Adams 4 pass to Grooms (Tracy kick)	28-0
TU – Smith 19 pass to Adams (Tracy kick)	35-0
TU – Smith 14 pass to T. Johnson (Tracy kick)	42-0
BGSU – Williams 78 kickoff return (Vrvilo kick)	42-7
TU – Smith 2 run (Tracy kick)	49-7
TU – Smith 3 pass to Clay (Tracy kick)	56-7
TU – Smith 6 pass to Whitmore (Tracy kick)	63-7

2009 GMAC BOWL
Tulsa 45, Ball State 13
Mobile, Alabama

January 6, 2009 • Attendance: 32,816

MVP Tarrion Adams set the school's career and single-season rushing records as he totaled 207 yards and three touchdowns in Tulsa's 45-13 victory over No. 22-ranked Ball State in the 10th Annual GMAC Bowl in front of 32,816 fans at Ladd-Peebles Stadium. The victory gave the Hurricane its first-ever 11-win season, while Ball State ended its' campaign at 12-2.



Tulsa scored the first seven points of the game and took a 24-13 lead at halftime. The Hurricane went on to score 21 unanswered points in a rain-soaked second half, while the Hurricane defense held the nation's 17th-ranked offense to just 17 second-half yards, and allowing zero first downs and zero pass completions.

The Hurricane set school bowl records for total yards (632) and rushing yards (439). Tulsa improved its Bowl record to 7-9 overall, and have won three of its' last four Bowl games.

Adams was joined on the medal stand by Offensive MVP David Johnson, Defensive MVP Roy Roberts and Special Teams MVP Jarod Tracy. Adams was not the only Hurricane player to set a career record, as Tracy established the school's career scoring mark. Adams finished his career with 3,651 yards, while Tracy ended his career with 286 career points.

The victory was the second straight in the GMAC Bowl for the Hurricane. In the last two GMAC Bowls, Tulsa out-scored the two Mid-American Conference foes, Bowling Green and Ball State, by a combined 108-20 score.

Scoring by Qtr.	1	2	3	4	Final
Ball State	7	6	0	0	13
Tulsa	19	14	7	14	45

Team Statistics	Tulsa	BSU
First Downs	30	9
Rushing Yardage	439	78
Passing Yardage	193	145
Passes	15-26-0	9-29-1
Punts-Average	5-28.8	8-48.1
Fumbles-Lost	1-0	4-2
Penalties-Yards	0-0	3-25

Game Summary

TU – Johnson 30 pass to Damaris Johnson (Tracy kick)	7-0
BSU – Davis 18 run (McGarvey kick)	7-7
TU – Tracy 31 FG	10-7
TU – Adams 1 run (Tracy kick)	17-7
BSU – McGarvey 40 FG	17-10
TU – Adams 57 run (Tracy kick)	24-10
BSU – McGarvey 22 FG	24-13
TU – Johnson 16 pass to Slick Shelley (Tracy kick)	31-13
TU – Adams 11 run (Tracy kick)	38-13
TU – Johnson 13 pass to Jacob Frank (Tracy kick)	45-13

2010 SHERATON HAWAII BOWL
Tulsa 62, Hawai'i 35
Honolulu, Hawaii

December 24, 2010 • Attendance: 43,673



Tulsa ended the season with a victory over the No. 24-ranked Hawai'i Warriors in the Sheraton Hawai'i Bowl in front of 43,673 fans on the island of Oahu.

The Golden Hurricane defense grounded the Nation's No. 1 passing offense for most of the night and kept Tulsa ahead in the first 30 minutes with five first-half interceptions. Tulsa's offense picked it up in the second half by scoring 35 points, including a 21-point third quarter. Among the five first-half pickoffs, two were returned for touchdowns as juniors John Flanders and Cornelius Arnick each recorded 54-yard interception returns in a span of five plays in the second quarter.

The Hurricane led at intermission 27-14, and out-scored the Warriors 35-21 in the second half. For the game, Tulsa's defense picked up six sacks as the Hurricane also won the turnover battle 7-1.

Junior Damaris Johnson set the NCAA career record for all-purpose yards in the contest as he compiled 326 yards, giving him an NCAA record 7,796 all-purpose yards for his illustrious three-year career. The game's MVP recorded 109 kick return yards, 101 receiving yards, 98 rushing yards and 18 punt return yards. Johnson also scored touchdowns on both a 67-yard rush and a nine-yard reception.

Scoring by Qtr.	1	2	3	4	Final
Tulsa	10	17	21	14	62
Hawaii	0	14	14	7	35

Team Statistics	Tulsa	Hawai'i
First Downs	18	28
Rushing Yardage	188	71
Passing Yardage	343	479
Passes	17-32-0	30-56-5
Punts-Average	6-44.2	6-42.2
Fumbles-Lost	3-2	2-1
Penalties-Yards	4-45	6-42

Game Summary

TU – A. Singleton 3 run (Fitzpatrick kick)	7-0
TU – Fitzpatrick 42 FG	10-0
UH – Austin 1 run (Enos kick)	10-7
TU – Flanders 54 INT return (Fitzpatrick kick)	17-7
TU – Arnick 54 INT return (Fitzpatrick kick)	24-7
UH – Moniz 18 pass to Salas (Enos kick)	24-14
TU – Fitzpatrick 28 FG	27-14
UH – Moniz 5 pass to Salas (Enos kick)	27-21
TU – Kinne 15 pass to Owens (Fitzpatrick kick)	34-21
UH – Green 1 run (Enos kick)	34-28
TU – D. Johnson 67 run (Fitzpatrick kick)	41-28
TU – Kinne 47 pass to T. Roberson (Fitzpatrick kick)	48-28
UH – Moniz 33 pass to Pollard (Enos kick)	48-35
TU – A. Singleton 3 run (Fitzpatrick kick)	55-35
TU – Kinne 9 pass to D. Johnson (Fitzpatrick kick)	62-35

2011 BELL HELICOPTER ARMED FORCES BOWL
BYU 24, Tulsa 21
Dallas, Texas

December 30, 2011 • Attendance 30,258

Tulsa ended the 2011 campaign with a narrow 24-21 loss at the hands of the BYU Cougars in the Bell Helicopter Armed Forces Bowl in front of 30,358 fans at SMU's Ford Stadium. The Golden Hurricane ended Head Coach Bill Blankenship's first season with an 8-5 record and a 7-1 mark in Conference USA action.



Tulsa was led by senior quarterback G.J. Kinne, who completed 17-of-31 passes for 214 yards and three touchdowns, while 113 of those yards and one touchdown went to junior wide receiver Bryan Burnham, who caught four passes in the contest. Senior tight end Clay Sears and junior receiver Ricky Johnson also scored for the Hurricane

Tulsa jumped on top 14-3, but after a fumbled punt with 0:25 remaining in the first half the Cougars scored on one play to cut the Hurricane lead to four points. Tulsa held a 14-10 lead at halftime. Following a third quarter strike for the Cougars, the Golden Hurricane took a 21-17 lead with 10:42 to play. On BYU's final possession, quarterback Riley Nelson connected with Cody Hoffman for the duo's third TD hook-up of the game to seal the victory with 11 seconds remaining on the clock.

Junior safety Dexter McCoil recorded two interceptions and tied the school record for career pick-offs with 13. He also had 10 tackles. Senior linebacker Cornelius Arnick tied the school's bowl record with 17 tackles, and he also picked up a sack and two tackles for loss in his final collegiate game.

Scoring by Qtr.	1	2	3	4	Final
BYU	3	7	7	7	24
Tulsa	7	7	0	7	21

Team Statistics	Tulsa	BYU
First Downs	15	18
Rushing Yardage	37	94
Passing Yardage	235	250
Passes	18-32-0	17-40-2
Punts-Average	8-44.2	8-41.9
Fumbles-Lost	3-2	1-0
Penalties-Yards	1-5	5-60

Game Summary

TU – Kinne 8 pass to R. Johnson (Fitzpatrick kick)	7-0
BYU – Sorensen 35 FG	7-3
TU – Kinne 14 pass to Sears (Fitzpatrick kick)	14-3
BYU – Nelson 17 pass to Hoffman (Sorensen kick)	14-10
BYU – Nelson 30 pass to Hoffman (Sorensen kick)	14-17
TU – Kinne 30 pass to Burnham (Fitzpatrick kick)	21-17
BYU – Nelson 2 pass to Hoffman (Sorensen kick)	21-24

AUTOZONE LIBERTY BOWL

Tulsa 31, Iowa State 17
Memphis, Tenn.

December 31, 2012 • Attendance 53,687



Tulsa scored 24 consecutive points and the Hurricane defense shut down Iowa State 31-17 to win the AutoZone Liberty Bowl in front of a crowd of 53,687 Monday at Liberty Bowl Memorial Stadium.

Trailing 17-7 in the first quarter, Tulsa scored 24 points over the final three quarters giving the Hurricane its seventh comeback victory of the season. While the offense amassed 410 total yards, the Tulsa defense limited Iowa State to 268 yards, including just 64 yards on 20 plays in the second half. Tulsa totaled 208 second-half yards, while dominating the time of possession 21:44 to 8:16.

Trey Watts earned AutoZone Liberty Bowl Most Valuable Player and Offensive Player of the Game honors as the junior tallied 249 all-purpose yards. Watts, who was also named the Most Valuable Player of the Conference USA Championship Game, rushed 25 times for 149 yards, including a 48-yard scamper that set up Tulsa's fourth touchdown of the day. Alex Singleton with gained 35 yards and three touchdowns, while quarterback Cody Green also rushed 10 times for a season-high 58 yards, while completing 11-of-23 passes for 93 yards.

Linebacker Shawn Jackson was named the Defensive MVP, while tallying nine tackles and two sacks for -8 yards.

Scoring by Qtr.	1	2	3	4	Final
Tulsa	7	14	7	3	31
Iowa State	17	0	0	0	17

Team Statistics	Tulsa	ISU
First Downs	23	9
Rushing Yardage	317	98
Passing Yardage	93	170
Passes	11-23-1	14-28-2
Punts-Average	8-36.4	8-35.8
Fumbles-Lost	3-0	1-1
Penalties-Yards	9-73	9-84

Game Summary

ISU – Arceo 33 FG	0-3
ISU – Reeves 31-yard INT return (Arceo kick)	0-10
TU – A. Singleton 2 run (Schwarz kick)	7-10
ISU – S. Richardson 69 pass to E. Brun (Arceo kick)	7-17
TU – Green 8 run (Schwarz kick)	14-17
TU – A. Singleton 2 run (Schwarz kick)	21-17
TU – A. Singleton 1 run (Schwarz kick)	28-17
TU – Schwarz 40 FG	31-17



Pro Football Hall of Fame Inductees

BOB ST. CLAIR • 1990 Inductee

Bob St. Clair, who was a tackle for The University of Tulsa in 1952, was a 1990 inductee into the Pro Football Hall of Fame in Canton, Ohio. St. Clair played professional football for the San Francisco 49ers from 1953-63. In 11 seasons, he was a five-time starter in the Pro Bowl. He played both ways for the 49ers and also starred on the special teams. St. Clair is one of Tulsa's greatest defensive tackles. He came to Tulsa for the 1952 season after transferring from San Francisco. He played on Tulsa's 1952 Gator Bowl team.

JIM FINKS • 1995 Inductee

Jim Finks was an outstanding quarterback at The University of Tulsa from 1946-48. He played seven seasons for the Pittsburgh Steelers after being drafted in the 12th round. Following his playing career, he went on to an illustrious career as a team administrator, serving as chief executive officer with the Minnesota Vikings (1964-73), Chicago Bears (1974-82) and the New Orleans Saints (1986-93). At Tulsa, he threw for 2,796 yards and 18 touchdowns and was selected all-conference in 1947 and '48. He was inducted into the Pro Football Hall of Fame posthumously in 1995.

STEVE LARGENT • 1995 Inductee

Steve Largent played at The University of Tulsa from 1972-75 and then went on to a 14-year career with the Seattle Seahawks. Largent ended his career in the NFL with league career records for receptions (819), yards (13,089), touchdowns (100), consecutive games with a reception (177), 50-catch seasons (10) and 1,000-yard seasons (8). He was selected to play in the AFC-NFC Pro Bowl game seven times. Largent was originally drafted on the fourth round in 1976 by the Houston Oilers, was waived by the Oilers, recalled, and traded to the Seahawks that same year. At Tulsa, Largent was a two-time first-team all-Missouri Valley Conference pick and was a second-team All-American in 1975. He caught 136 passes for 2,385 yards and 32 TDs at Tulsa. He was inducted into the Pro Football Hall of Fame in 1995.

Canadian Football League Hall of Fame Inductees

JERRY KEELING • 1989 CFL Inductee

Keeling played quarterback at The University of Tulsa and was an all-Missouri Valley Conference performer in 1959 and 1960. He starred for the Calgary Stampeders of the Canadian Football League as a defensive back, and was selected to the all-CFL team three times. Keeling played on two Grey Cup winning teams.

KAYE VAUGHAN • 1978 CFL Inductee

Vaughan was an outstanding tackle at The University of Tulsa from 1950-52 and in the Canadian Football League for 12 seasons. He was selected to the CFL's Eastern Conference all-star team 10 times while playing for the Ottawa Rough Riders.

INTRO

PLAYERS

STAFF

REVIEW


C-USA

OPPONENTS


HISTORY

RECORDS


Retired Jerseys



Billy Guy ANDERSON




Glenn DOBBS




Ellis JONES



Steve LARGENT




Marvin MATUSZAK



Felto PREWITT



Jerry RHOME



Howard TWILLEY

#14 • BILLY GUY ANDERSON • He followed in the footsteps of an All-American, and he played only one year, but Billy Guy Anderson became Tulsa's most prolific passer. He established 10 school passing records. In his first game at quarterback for Tulsa, he completed 25 of 47 passes for two touchdowns and 230 yards. In his final collegiate regular season game, he threw successive scoring bombs of 60, 63 and 51 yards in the fourth quarter to defeat Colorado State. On that same day, he set an NCAA record as he passed for 502 yards. As a senior, he completed 58 percent of his passes for 3,464 yards and 30 touchdowns. His jersey was retired on September 23, 1995.

#45 • GLENN DOBBS • A star tailback for the Golden Hurricane teams of 1940, '41, and '42, Glenn Dobbs was an All-America selection in 1942. One of the best passers and punters in college history, Dobbs led Tulsa to a 25-6 record with two post-season bowl games in his three seasons. He returned to TU as athletics director in 1955 after playing professional football and in 1961 was named Tulsa's head football coach. He was elected to the College Football Hall of Fame in 1980 and to the TU Athletic Hall of Fame in 1982.

#31 • ELLIS JONES • A courageous performer, Ellis Jones was the one-armed player who helped lead the University to three bowl appearances in 1942, '43, '44. He was the defensive standout in the 1945 College All-Star game against the Chicago Bears, collecting three tackles behind the line of scrimmage in the same series. A 1983 inductee into the TU Athletic Hall of Fame.

#83 • STEVE LARGENT • An All-America receiver at Tulsa, Steve Largent went on to a Hall of Fame career with the Seattle Seahawks. He was a two-time all-Missouri Valley Conference selection. As a senior in 1975, Largent caught 51 passes for 1,000 yards, 19.5 yards per reception and 14 touchdowns. As a junior, Largent caught 52 passes for 884 yards and 14 TDs. He had career totals of 136 receptions for 2,385 yards and 32 touchdowns. His jersey was retired on October 26, 2008.

#64 • MARVIN MATUSZAK • Possibly the top lineman in The University of Tulsa's history, Marvin Matuszak was a two-time first-team All-America choice in 1951 and '52. He was an all-Missouri Valley Conference pick as well and led the Golden Hurricane into the 1953 Gator Bowl against Florida. Matuszak was a longtime standout in both the National and American Football Leagues. He was inducted into the TU Athletic Hall of Fame in 1983.

#36 • FELTO PREWITT • Considered to be one of the top centers in Golden Hurricane history, Felto Prewitt starred on the bowl teams of 1943, '44, and '45. He gained first team All-America honors in 1945 and went on to play with the Baltimore Colts of the National Football League.


#17 • JERRY RHOME • Possibly the most polished passer in college football history, Jerry Rhome made a shambles of NCAA passing and total offense records in 1963 and 1964. He threw for a career 4,779 yards and 42 touchdowns. In 1964, when he passed for 2,870 yards and 32 TD's, Rhome was the runner-up to Notre Dame quarterback John Huarte in the Heisman Trophy voting. He was selected as the Collegiate Player-of-the-Year in several polls and made nearly every All-America team. Elected to the TU Athletic Hall of Fame in 1984. He was a College Football Hall of Fame inductee in 1998.

#81 • HOWARD TWILLEY • A consensus All-America choice in 1965, Howard Twilley set nearly every Golden Hurricane receiving record and set most national marks. He followed Jerry Rhome as the runner-up in the Heisman Trophy voting in 1965, placing second to Southern California halfback Mike Garrett. He caught a career 261 passes for 3,343 yards and 32 touchdowns. Twilley was the captain of the Academic All-American team in 1965. He went on to star for the Miami Dolphins of the NFL. He was selected to the TU Athletic Hall of Fame in 1984 and was a College Football Hall of Fame inductee in 1992.

Tulsa Players Get National Awards

Courage Award Goes to Tulsa's Wilson Holloway

The University of Tulsa's Wilson Holloway was the 2008 winner of the FedEx Orange Bowl-FWAA Courage Award. Holloway, a red-shirt freshman offensive lineman, battled cancer when a softball-sized mass was discovered in his chest in the spring of 2008. Holloway was presented with the award at the BCS Championship Game on January 8, 2009 in Miami, Florida. He was also honored that day at the Football Writers Association of America's (FWAA) annual awards breakfast. A select group of writers from the FWAA vote on the winner Courage Award winner each year. The requirements for nomination include displaying courage on or off the field, including overcoming an injury or physical handicap, preventing a disaster or living through hardship. (Note: Wilson Holloway passed away on February 16, 2011).



Paul Smith Gets Wuerffel Trophy in 2007

In 2007, senior quarterback Paul Smith had a record-setting year, establishing himself as Tulsa's all-time passing leader. He was also presented with the Third Annual Wuerffel Trophy. The prestigious Wuerffel Trophy, named after former University of Florida quarterback Danny Wuerffel, is given to the college football player who best combines exemplary community service with athletic and academic achievement.

PAUL SMITH



All-Americans

First Team All-America

- Glenn Dobbs**, Halfback
1942, Consensus
- Felto Prewitt**, Center
1944, Consensus
- Ellis Jones**, Guard
1945, Consensus
- Marvin Matuszak**, Tackle
1951 and '52, Associated Press
- Jerry Rhome**, Quarterback
1964, United Press International
1963, third-team Associated Press
- Howard Twilley**, Receiver
1965, Consensus
1964, second-team United Press International
- Drane Scrivener**, Safety
1972, National Enterprises Association
- Jerry Ostroski**, Offensive Guard
1991, Associated Press, U.S. Football Writers, The Sporting News; and, second-team by United Press International
- Ashlan Davis**, KO Returner
2004, Pro Football Weekly, SportsIllustrated.com, Rivals.com; and, second-team by The Sporting News, Walter Camp Foundation
- Garrett Mills**, Tight End
2005, CBSSportsLine.com, SportsIllustrated.com, ESPN.com; second-team by Walter Camp Foundation, NFLDraftscout.com; and, third-team by Associated Press

Second Team All-America

- John Simmons**, Receiver
1963, Associated Press
- Billy Guy Anderson**, Quarterback
1965, United Press International
- Ken Duncan**, Punter
1970, Sporting News
- Ralph McGill**, Defensive Back
1971, National Enterprises Association
- Steve Shores**, Tight End
1972, Detroit Sports Extra
- Steve Largent**, Receiver
1975, Associated Press
- Rick Engles**, Punter
1975, Sporting News
- Jimmie Stewart**, Defensive Back
1976, Associated Press
- Lovie Smith**, Defensive Back
1978, Associated Press
- Don Blackmon**, Defensive End
1978 and '80 Associated Press
- Dan Bitson**, Receiver
1988, Sporting News
1989, Associated Press
- Mark Govi**, Offensive Guard
1992, Sporting News
- Chris Penn**, Receiver
1993, Associated Press and third-team by Football News
- Damaris Johnson**, All-Purpose Player
2010, Associated Press and SI.com

Third Team All-America

- Ronnie Morris**, Halfback
1957, Sport Magazine
- Al Humphrey**, Linebacker
1975, Associated Press
- Steve August**, Offensive Tackle
1976, Associated Press
- Doug Panfil**, Offensive Tackle
1978, Associated Press
- Reno Hutchins**, Defensive Back
1981, Associated Press
- Sid Abramowitz**, Offensive Tackle
1982, Associated Press
- Nate Harris**, Defensive Back
1984, Associated Press

Freshman All-America Team

- Nick Bunting**, Linebacker, 2003
Scripps/FWAA (First Team); CollegeFootballNews.com (Second Team); CollegeSportsReport.com (True Freshman Team)
- Charles Clay**, Fullback, 2007
Rivals.com (Second Team)
- Trae Johnson**, Receiver, 2007
CollegeFootball Report.com (True Freshman Team); CollegeFootballNews.com (Second Team)
- Tyler Holmes**, Offensive Tackle, 2008
CollegeFootballNews.com (Second Team)
- Damaris Johnson**, KOR/Receiver, 2008
FWAA, The Sporting News, Rivals.com (First Team); Phil Steele's (Second Team)
- Marco Nelson**, DB, 2010
FWAA (First Team), Phil Steele's (Third Team)
- Shawn Jackson**, LB, 2010
Phil Steele's (Second Team)

Senior All-America Team

- David Fuess**, Placekicker, 1989
Independent Insurance Agents of America

Academic All-America

- Howard Twilley**, Receiver, 1964, '65
- Mack Lancaster**, Defensive Tackle, 1974
- David Millwee**, Center, 1995; First-team GTE/CoSIDA
- Levi Gillen**, Safety, 1996 and 1997;
First-team GTE/CoSIDA
- Drew McLaughlin**, Defensive End, 2001; First-team Verizon/CoSIDA
- Michael Dulaney**, Linebacker, 2002; Second-team Verizon/CoSIDA
- Garrett Mills**, Tight End, 2005; First-team ESPN The Magazine/CoSIDA
- Paul Smith**, Quarterback, 2006; Second-team ESPN The Magazine/CoSIDA; 2007 First-team ESPN The Magazine/CoSIDA

Strength & Conditioning All-America

- Steve Nicholson**, Center (1979)
- Stan Fields**, Center (1985)
- Jerry Ostroski**, Offensive Guard (1991)
- Barry Minter**, Linebacker (1992)
- Sedric Clark**, Defensive End (1995)
- Muadianvita Kazadi**, Linebacker (1996)
- Corey Brown**, Receiver (2000)
- Kevin Shaffer**, Offensive Tackle (2001)
- Sam Rayburn**, Defensive Tackle (2002)
- Austin Chadwick**, Offensive Tackle (2003)

Wuerffel Trophy Award Winner

- Paul Smith**, Quarterback, 2007

Heisman Trophy Voting

- Glenn Dobbs**, Halfback
1942, 9th place (*Winner - Frank Sinkwich, Halfback, Georgia*)
- Jerry Rhome**, Quarterback
1964, Runner-up (*Winner - John Huarte, Quarterback, Notre Dame*)
- Howard Twilley**, Receiver
1965, Runner-up (*Winner - Mike Garrett, Halfback, Southern Cal*)

National Collegiate Player of the Year Awards

- Jerry Rhome**, Quarterback
1964 Back of the Year (*Knute Rockne Club Academy of Sports, Washington Touchdown Club and Associated Press*)
- Howard Twilley**, Receiver
1965 Lineman of the Year (*United Press International*)

FedEx Orange Bowl/FWAA Courage Award Winner

- Wilson Holloway**, Offensive Tackle, 2008

National Football Foundation Scholar-Athlete Award Winners and Draddy Trophy Finalists

- Garrett Mills**, Tight End, 2005
- Paul Smith**, Quarterback, 2007

College Football Hall of Fame Inductees

- Francis Schmidt**, Coach (1919-21)
inducted in 1971
- Glenn Dobbs**, Halfback (1940-42)
inducted in 1980
- Howard Twilley**, Receiver (1963-65)
inducted in 1992
- Jerry Rhome**, Quarterback (1963-64)
inducted in 1998
- John Cooper**, Head Coach (1977-84)
inducted in 2009

INTRO

PLAYERS

STAFF

REVIEW

C-USA

OPPONENTS

HISTORY

RECORDS

Pro Draftees

The initial draft was held February 8, 1936. Below are Tulsa's draftees since the first draft. Free agents are also included.

2013

Willie Carter (Jacksonville Jaguars, FA)
Dexter McCoil (Oakland Raiders, FA)
Lowell Rose (San Francisco 49ers, FA)
Alex Singleton (Oakland Raiders, FA)

2012

Tyler Holmes (Minnesota Vikings, FA)
Damaris Johnson (Philadelphia Eagles, FA)
G.J. Kinne (New York Jets, FA)
Tyrunn Walker (New Orleans Saints, FA)

2011

Charles Clay (Miami Dolphins, 6th round)

2010

John Destin (Buffalo Bills, FA)

2009

Brennan Marion (Miami Dolphins, FA)

2008

Chris Chamberlain (St. Louis Rams, 7th round)
Alain Karatepeyan (Dallas Cowboys, FA)
Paul Smith (Jacksonville Jaguars, FA)

2007

Bobby Blackshire (Baltimore Ravens, FA)
Nick Graham (Philadelphia Eagles, FA)
Jon Hameister-Ries (Arizona Cardinals, FA)

2006

Garrett Mills (New England Patriots, 4th round)
Ashlan Davis (Indianapolis Colts, FA)

2005

Montiese Culton (Indianapolis Colts, FA)

2004

James Kilian (Kansas City Chiefs, 7th round)
Romby Bryant (Atlanta Falcons, FA)

2003

Sam Rayburn (Philadelphia Eagles, FA)

2002

Kevin Shaffer (Atlanta Falcons, 7th round)
Donald Shoals (Indianapolis Colts, FA)

2001

Corey Brown (Atlanta Falcons, FA)
Pete Muther (Kansas City Chiefs, FA)

2000

Todd Franz (Detroit Lions, 5th round)
Damon Savage (Miami Dolphins, FA)

1999

Wes Caswell (Indianapolis Colts, FA)
Tim Martin (New England Patriots, FA)
Jason Mills (New York Jets, FA)

1998

Terrance Joseph (San Diego Chargers, FA)
Michael Ruhl (Tampa Bay Buccaneers, FA)

1997

Muadianvita Kazadi (St. Louis Rams, 6th round)
Dunstan Anderson, Miami Dolphins, FA)
Brian Newnam (Tampa Bay Bucs, FA)

1996

Sedric Clark (Oakland Raiders, 7th round)

1994

Chris Penn (KC Chiefs, 3rd round)
Gus Frerotte (Wash. Redskins, 7th round)

1993

Barry Minter (Dallas Cowboys, 6th round)

1992

Tracy Scroggins (Detroit Lions, 2nd round)
Fallon Wacasey (Dallas Cowboys, 6th Rd)
T.J. Rubley (Los Angeles Rams, 9th round)
Jerry Ostroski (Kansas City Chiefs, 10th Rd)

1989

Dennis Byrd (New York Jets, 2nd round)
Richard Stephens (Cincy Bengals, 9th round)

1988

Donnie Dee (Indianapolis Colts, 11th round)
Kevin Lilly (San Francisco 49ers, FA)

1987

David Alexander (Phila. Eagles, 5th Round)
Steve Gage (Washington Redskins, 6th round)
Chris Pike (Philadelphia Eagles, 6th round)
Charles Wright (St. Louis Cardinals, 10th Rd)
Tim Gordon (Atlanta Falcons, FA)
Jason Staurovsky (New England Patriots, FA)

1986

Mike Williams (Pittsburgh Steelers, 12th Rd)
Gordon Brown (Pittsburgh Steelers, FA)

1985

Albert Myres (Los Angeles Raiders, 10th Rd)
Dean Hamel (Washington Redskins, 12th Rd)
Byron Jones (Minnesota Vikings, 12th round)
Nate Harris (Denver Gold, USFL)

1984

Michael Gunter (Tampa Bay Bucs, 4th round)
Tom Baldwin (New York Jets, 9th round)

1983

Sid Abramowitz (Baltimore Colts, 5th round)
Stu Crum (New York Jets, 12th round)
Kirk Phillips (Dallas Cowboys, FA)
Ken Lacy (Michigan Panthers, USFL)

1982

Bill Purifoy (Dallas Cowboys, 7th round)
Eugene Williams (Seattle Seahawks, 7th round)

1981

Don Blackmon (NE Patriots, 4th round)
Denver Johnson (Tampa Bay Bucs, 8th round)
Paul Johns (Seattle Seahawks, FA)

1980

Quinn Jones (Atlanta Falcons, 12th round)

1979

Rickey Watts (Chicago Bears, 2nd round)
Eddie Hare (Boston Patriots, 4th round)
Doug Panfil (New Orleans Saints, 8th round)
Dave Rader (San Diego Chargers, 11th round)
Charles Washington (Kansas City Chiefs, FA)

1977

Steve August (Seattle Seahawks, 1st round)
Jim Stewart (New Orleans Saints, 8th round)
Giles Alexander (Boston Patriots, 10th round)
I.V. Wilson (Seattle Seahawks, 12th round)
Thomas Bailey (Dallas Cowboys, FA)
Wade Bosarge (Miami Dolphins, FA)
Cornell Webster (Seattle Seahawks, FA)

1976

Jeb Blount (Oakland Raiders, 2nd round)
Wes Hamilton (Minnesota Vikings, 3rd Rd)
Rick Engles (Seattle Seahawks, 3rd round)
Greg Fairchild, (Cincinnati Bengals, 4th Rd)
Steve Largent (Houston Oilers, 4th round)
Jessie Green (Green Bay Packers, 10th round)
Bernie Head (Miami Dolphins, 13th round)
Buddy Tate (Oakland Raiders, 17th round)

1975

Al Humphrey (Pittsburgh Steelers, 8th round)
Leonard Isabell (Miami Dolphins, 13th round)
Mark Lancaster (Detroit Lions, 17th round)
Ricky Childers (Kansas City Chiefs, FA)

1974

Danny Colbert (San Diego Chargers, 9th Rd)
Ray Rhodes (New York Giants, 10th round)
T.C. Blair (Detroit Lions, 11th round)

1973

Drane Scrivener (Dallas Cowboys, 4th round)
Arthur Moore (San Francisco 49ers, 6th Rd)
Ed White (Denver Broncos, 13th round)
Drew Pearson (Dallas Cowboys, FA)
George Haynes, Pittsburgh Steelers, FA)
Steve King (Boston Patriots, FA)
Steve Shores (Pittsburgh Steelers, FA)

1972

Ralph McGill (San Francisco 49ers, 2nd Rd)
Jean Barrett (San Francisco 49ers, 2nd Rd)
Jim Butler (Houston Oilers, 10th round)
James Shaw (San Diego Chargers, 16th Rd)
Dick Blanchard (Boston Patriots, FA)

1971

Josh Ashton (Boston Patriots, 9th round)
Ken Duncan (Minnesota Vikings, 17th round)

1970

Doug Wyatt (New Orleans Saints, 17th Rd)
Rick Arrington (Philadelphia Eagles, FA)

1969

Al Jenkins (Cleveland, 3rd round)
Chuck Reynolds (Cleveland, 8th round)
Mike Stripling (Cincinnati, 9th round)
Brant Conley (Boston, 15th round)

1968

Willie Crittendon (New Orleans, 4th round)
 Rick Eber (Atlanta, 6th round)
 Karl Henke (New York Jets, 8th round)
 Joe Blake (New Orleans, 9th round)
 Gary McDermott (Buffalo, 9th round)
 Greg Barton (Detroit, 9th round)
 Bob Joswick (Miami, 13th round)

1967

Don Bandy (Washington, 6th round)
 Neal Sweeney (Denver, 6th round)
 Milt Jackson (San Francisco, 7th round)
 Charlie Hardt (Minnesota, 13th round)

1966

NFL
 Willie Townes (Dallas, 2nd round)
 Richard Tyson (Los Angeles Rams, 3rd Rd)
 John Osmond (Philadelphia, 10th round)
 Howard Twilley (Minnesota, 14th round)
 Bud Harrington (Los Angeles Rams, 20th Rd)

AFL

Willie Townes (Boston, 1st round)
 Richard Tyson (Oakland, 4th round)
 John Osmond Kansas City, 6th round)
 Bud Harrington (Denver, 9th round)
 Howard Twilley (Miami, 12th round)

1965

NFL
 Bob Breitenstein (Washington, 2nd round)
 Jeff Jordan (Minnesota, 8th round)
 Gary Porterfield (Dallas, 14th round)
 Charlie Brown (Los Angeles Rams, 16th Rd)
 Billy Guy Anderson (L.A. Rams, 19th round)

AFL

Bob Breitenstein (Denver, 5th round)
 Charlie Brown (Boston, 9th round)
 Billy Guy Anderson (Houston 11th round)
 Jeff Jordan (Denver, 15th round)
 Gary Porterfield (Oakland, 17th round)

1964

NFL
 Bob Daugherty (San Francisco 49ers, 8th Rd)
 Jerry Rhome (Dallas, 13th round)
 Van Burkleo (Dallas, 15th round)
 Edwin Dukes (Washington, FA)

AFL

Bob Daugherty (San Diego, 16th round)
 Van Burkleo (San Diego, 24th round)
 Jerry Rhome (New York Jets, 25th round)

1963

NFL
 Tony Liscio (Green Bay, 3rd round)
 John Simmons (Green Bay 6th round)
 Ken Reed (San Francisco, 17th round)

AFL

John Simmons (Buffalo, 14th round)
 Tony Liscio (New York Titans, 10th round)

1962

AFL
 Joe Wayne Brooks (Denver, FA)

1961

NFL
 Joe Novsek (Baltimore, 19th round)
AFL
 Joe Novsek (Oakland, 17th round)
 Jack Kreider (Houston, 25th round)

1960

AFL
 Chuck Janssen (Los Angeles Chargers)

1959

Opie Bandy (Baltimore, 18th round)

1957

Dick Hughes (Pittsburg, 11th round)
 Ronnie Morris (New York Giants, 19th round)

1954

Tom Miner (Pittsburgh, 3rd round)
 Dick Kercher (Detroit, 6th round)
 Ted Connolly (San Francisco, 9th round)
 Ed Hughes (Los Angeles Rams, 10th round)

1953

Marvin Matuszak (Pittsburgh, 3rd round)
 Bob St. Clair (San Francisco, 3rd round)
 Willie Roberts (Los Angeles Rams, 4th round)
 Howard Waugh (Los Angeles Rams, 6th Rd)
 Jim Prewett (Baltimore, 8th round)
 Floyd Harrawood (Green Bay, 9th round)
 Kaye Vaughan (Baltimore, 12th round)
 Ronnie Morris (Chicago Cardinals, 13th Rd)
 Gene Helwig (Green Bay, 15th round)

1952

Jim Beasley (San Francisco, 6th round)
 Jake Roberts (Los Angeles Rams, 12th round)
 Bob Stringer (Philadelphia, 14th round)

1951

Jack Crocher (Cleveland, 20th round)
 Hardy Brown (San Francisco, 21st round)
 S.J. Whitman (Chicago Cardinals, 22nd Rd)
 Fred Smith (Pittsburgh, 29th round)

1950

Russ Frizzell (Cleveland, 8th round)

1949

NFL
 Jim Finks (Pittsburgh, 12th round)
 Paul Barry (Los Angeles Rams, 13th round)
 Jimmy Ford (Green Bay, 24th round)

AAFC

Jim Finks (Chicago Hornets, 4th Rd)

1948

NFL
 J.R. Boone (Chicago Bears, 22nd round)
 Don Sharp (Green Bay, 28th round)
 Bobby Jack Stuart (Los Angeles Rams, 27th Rd)
 A.B. Kitchens (Philadelphia, 28th round)

1947

NFL
 Nelson Greene (New York Giants, 5rd round)
 Jerry D'Arcy (Philadelphia, 12th round)
 Hardy Brown (New York Giants, 12th round)
 Hardin Cooper (Chicago Cardinals, 13th Rd)
 Joe Haynes (Philadelphia, 23rd round)
AAFC
 Cal Richardson (Buffalo, special selection)
 Clyde LeForce (San Francisco, 1st round)

1946

Felto Prewitt (Philadelphia, 6th round)
 Homer Paine (Philadelphia, 14th round)
 Allen Smith (Philadelphia, 17th round)
 Tom Worthington (Chicago Cardinals, 25th Rd)
 Bob Verkins (Pittsburgh, 25th round)
 Barney White (New York Giants, 26th round)

1945

Clyde Goodnight (Green Bay, 3rd round)
 Al Kowalski (Los Angeles, 5th round)
 Glen Burgeis (Chicago Bears, 7th round)
 Ellis Jones (Boston, 8th round)
 Toby Collins (Green Bay, 8th round)
 Clyde LeForce (Detroit, 19th round)
 Nolan Luhn (Green Bay, 25th round)
 Dell Taylor (Detroit, 27th round)

1944

Sax Judd (Chicago Cardinals, 3rd round)
 C.B. Stanley (Chicago Bears, 6th round)
 Carl Buda (Pittsburgh, 11th round)
 Sam Gray (Pittsburgh, 12th round)
 Bobby Dobbs (Chicago Cardinals, 13th round)
 Johnny Green (Philadelphia, 16th round)
 Charley Mitchell (Chicago Bears, 28th round)

1943

Glenn Dobbs (Chicago Cardinals, 1st round)
 N.A. Keithley (New York Giants, 16th round)
 Cal Purdin (Chicago Cardinals, 25th round)
 Maurice Hail (New York Giants, 26th round)

1942

Charley Greene (Pittsburgh, 6th round)
 Wayne Holt (Pittsburgh, 13th round)
 Glenn Henicle (Cleveland, 16th round)

1941

Bill Grimmatt (Washington, 9th round)
 Lee Gentry (Washington, 22nd round)

1940

John McKibben (New York Giants, 11th round)
 Othel Turner (New York Giants, 15th round)

1939

Morris White (Philadelphia, 19th round)

1937

Ham Harmon (Chicago Cardinals, 5th round)
 Les Chapman (Green Bay, 8th round)

1936

Tack Dennis (Chicago Cardinals, 7th round)

INTRO
PLAYERS
STAFF
REVIEW
C-USA
OPPONENTS
HISTORY
RECORDS

Hurricane in All-Star Games

Blue-Gray Game

Montgomery, AL

(played in December)

1941	Charles H. Green, T
1942	Glenn Dobbs, HB
1944	Perry Moss, B
1967	Gary McDermott, TB Carl Martin, OT Rick Eber, E
1968	Chuck Reynolds, C
1971	Jean Barrett, OT
1972	Drane Scrivener, DB
1980	Charles Caufield, DB Don Blackmon, DE
1981	Bill Purifoy, DL
1982	Sid Abramowitz, OL Ken Lacy, RB
1983	Micheal Gunter, RB
1985	Joe Dixon, DT
1987	Donnie Dee, DE/TE
1988	Dennis Byrd, DT
1989	David Fuess, K
1992	Ron Jackson, RB
1993	Gus Frerotte, QB Chris Penn, WR
1995	Sedric Clark, DE David Millwee, C
1996	Brian Newnam, OG
1999	Todd Franz, DB

Raycom Bowl Game

Montgomery, AL

(played in January)

2012	Trent Dupy, C
------	---------------

East-West Shrine Game

San Francisco, CA

(played in January)

1931	Ishmael Pilkington, B
1934	Roy Berry, HB
1940	Elmer Gentry, QB
1946	Clyde LeForce, B
1947	Nelson Greene, T
1948	Jim Finks, B
1970	Ralph McGill, DB
1972	Danny Colbert, DB
1975	Wes Hamilton, OG
1976	Steve August, OL Wade Bosarge, DB
1982	Sid Abramowitz, OL
1985	Gordon Brown, RB
1986	David Alexander, OL
1988	Dennis Byrd, DT
1991	Tracy Scroggins, OLB
1993	Chris Penn, WR
1997	Michael Ruhl, OT
2007	Paul Smith, QB (played in Houston)

Gridiron Classic

Orlando, FL

(played in January)

2003	Romby Bryant, WR
------	------------------

North-South All-Star Classic

Houston, Texas

(played in January)

2006	Nick Graham, DB
------	-----------------

Senior Bowl

Mobile, AL

(played in January)

1958	Opie Bandy, E
1964	Bob Breitenstein, G Gary Porterfield, E
1965	Billy Anderson, QB Bob Daugherty, B John Osmond, C Howard Twilley, E (MVP) Richard Tyson, T
1967	Rick Eber, E
1973	Ralph McGill, DB
1975	Steve Largent, WR
1976	Steve August, OL Ronnie Hickerson, QB
1981	Bill Purifoy, DL
1982	Sid Abramowitz, OL Stu Crum, K
1983	Micheal Gunter, RB
1986	David Alexander, OL Steve Gage, QB/DB
1991	Todd McGuire, C Jerry Ostroski, OL
1992	Barry Minter, LB
1995	Sedric Clark, DE David Millwee, C
2005	Garrett Mills, TE
2010	Charles Clay, H-B/FB

Hula Bowl

Honolulu, HI

(played in January)

1964	Jerry Rhome, QB Jeff Jordan, E (MVP)
1969	Doug Wyatt, K
1991	Tracy Scroggins, OLB
1995	Mark DeLozier, P
1997	Michael Ruhl, OT
1999	Todd Franz, DB
2000	Corey Brown, WR
2007	Paul Smith, QB

Texas vs. The Nation All-Star Challenge

Houston, Texas

(played in January)

2008	Tarrion Adams, RB Moton Hopkins, DE David Johnson, QB
------	---



CHARLES CLAY

Current Tulsa Players in the NFL

CHRIS CHAMBERLAIN (LB) • New Orleans Saints

Drafted in the seventh round by the St. Louis Rams in 2008. Signed as a free agent with the New Orleans Saints in 2012.

CHARLES CLAY (H-B/FB) • Miami Dolphins

Drafted in the sixth round by the Miami Dolphins in 2011.

TYLER HOLMES (OL) • Minnesota Vikings

Was a free agent signee in 2012.

DAMARIS JOHNSON (WR) • Philadelphia Eagles

Was a free agent signee in 2012.

G.J. KINNE (QB) • Philadelphia Eagles

Signed for 2013 season, after starting out with New York Jets in 2012.

TYRUNN WALKER (DE) • New Orleans Saints

Was a free agent signee in 2012.

NFLPA Collegiate Bowl

Carson, Calif.

(played in January)

2011	G.J. Kinne, QB (MVP) Matt Romine, OT
------	---

Casino del sol All-Star Game

Tucson, Ariz.

(played in January)

2011	G.J. Kinne, QB Tyler Holmes, OT
------	------------------------------------

2012	Derrick Jackson, DT Dexter McCoil, DB
------	--

STEVE LARGENT

Conference History

In the early years, Tulsa competed in the Oklahoma Collegiate Conference for 11 seasons. Tulsa posted a 46-7-4 record and won five league titles. The Hurricane spent four seasons as members of the Big Four Conference, winning three conference championships while registering a 12-1-1 mark.

From 1935 to 1985, The University of Tulsa competed for the Missouri Valley Conference football championship. After becoming a member of the conference in 1934, Tulsa proceeded to win the league championship its first four years and eight of its first nine years in the conference.

In 50 years of competition in the Missouri Valley Conference, Tulsa won more conference championships than any other team in the history of the league. TU has to its credit 25 Missouri Valley Conference titles, including 19 outright titles and six co-championships.

Following the 1985 season, Tulsa withdrew its football membership from the Missouri Valley Conference. The league then closed down its operation of football as a conference sport. Before leaving the MVC, Tulsa won the final six league championships (1980-1985).

Tulsa played as an independent for 10 seasons before becoming a member of the Western Athletic Conference (WAC) beginning with the 1996 season, while the 2004 campaign was the last in the WAC for the Hurricane. Tulsa's best finish in nine years in the WAC was second place with a 6-2 league record in 2003.

The 2005 season was the first for Tulsa in Conference USA, and the Golden Hurricane responded that season by winning the school's first conference title since 1985.

Oklahoma Collegiate Conference (1914-28)

Year	W	L	T	Place
1914	3	2	0	3rd
1915	4	1	1	2nd
1916	4	0	0	1st
1917	did not compete			
1918	did not compete			
1919	5	0	1	1st
1920	6	0	1	1st
1921	5	1	0	2nd
1922	4	0	0	1st
1923	did not compete			
1924	did not compete			
1925	4	0	0	1st
1926	5	1	0	2nd
1927	3	1	1	2nd
1928	3	1	1	2nd
Total	46	7	4	5 titles (.842)

Big Four Conference (1929-32)

Year	W	L	T	Place
1929	4	0	1	1st
1930	3	0	0	1st
1931	2	1	0	2nd
1932	3	0	0	1st
Total	12	1	1	3 titles (.893)

Missouri Valley Conference (1935-85)

Year	W	L	T	Place	Champion
1935	3	0	0	1st (tie)	Tulsa, Washington
1936	3	0	0	1st (tie)	Tulsa, Creighton
1937	3	0	0	1st	Tulsa
1938	3	1	0	1st	Tulsa
1939	2	1	1	3rd	Washington
1940	4	0	0	1st	Tulsa
1941	4	0	0	1st	Tulsa
1942	5	0	0	1st	Tulsa

1943	1	0	0	1st	Tulsa
1944	0	1	0	2nd	Oklahoma A&M
1945	2	1	0	2nd	Oklahoma A&M
1946	3	0	0	1st	Tulsa
1947	3	0	0	1st	Tulsa
1948	0	1	1	4th	Oklahoma A&M
1949	1	2	1	5th	Detroit
1950	3	0	1	1st	Tulsa
1951	4	0	0	1st	Tulsa
1952	3	1	0	2nd	Houston
1953	1	3	0	4th	Detroit, Oklahoma A&M
1954	0	4	0	4th	Wichita State
1955	1	3	0	4th (tie)	Detroit, Wichita State
1956	2	1	1	2nd (tie)	Houston
1957	2	3	0	3rd	Houston
1958	2	2	0	3rd (tie)	North Texas
1959	2	2	0	3rd	Houston, North Texas
1960	2	1	0	2nd	Wichita State
1961	1	2	0	2nd (tie)	Wichita State
1962	3	0	0	1st	Tulsa
1963	2	2	0	3rd (tie)	Cincinnati, Wichita State
1964	3	1	0	2nd	Cincinnati
1965	4	0	0	1st	Tulsa
1966	3	1	0	1st (tie)	Tulsa, North Texas
1967	3	1	0	2nd	North Texas
1968	2	3	0	3rd	Memphis State
1969	1	4	0	6th	Memphis State
1970	3	1	0	2nd	Louisville
1971	3	2	0	2nd (tie)	Memphis State
1972	3	2	0	3rd (tie)	Drake, Louisville, W. Texas
1973	5	1	0	1st (tie)	Tulsa, North Texas
1974	6	0	0	1st	Tulsa
1975	4	0	0	1st	Tulsa
1976	2	1	1	1st (tie)	Tulsa, New Mexico State
1977	2	3	0	4th (tie)	West Texas State
1978	4	1	0	2nd	New Mexico State
1979	did not compete for the league title				
1980	4	1	0	1st	Tulsa
1981	5	1	0	1st (tie)	Tulsa, Drake
1982	6	0	0	1st	Tulsa
1983	5	0	0	1st	Tulsa
1984	5	0	0	1st	Tulsa
1985	5	0	0	1st	Tulsa
Total	143	54	6	25 titles (.719)	

Western Athletic Conference (1996-04)

Year	W	L	T	Place	Champion
1996	2	6	0	7th (Mountain)	Brigham Young*
1997	2	6	0	7th (Mountain)	Colorado State*
1998	2	6	0	7th (Mountain)	Air Force*
1999	1	6	0	8th	Hawaii, TCU
2000	4	4	0	5th	TCU, UTEP
2001	0	8	0	10th	Louisiana Tech
2002	1	7	0	Tie-9th	Boise State
2003	6	2	0	2nd	Boise State
2004	3	5	0	6th	Boise State
Total	21	50	0	0 titles (.296)	

*Won WAC Championship Game

Conference USA (2005-present)

Year	W	L	T	Place	Overall Champion	West Div.
2005	6	2	0	1st (West)	Tulsa	Tulsa
2006	5	3	0	3rd (West)	Houston	Houston
2007	6	2	0	1st (West)	UCF	Tulsa
2008	7	1	0	1st (West)	East Carolina	Tulsa
2009	3	5	0	T3rd (West)	East Carolina	Houston
2010	6	2	0	T1st (West)	UCF	SMU
2011	7	1	0	2nd (West)	Southern Miss	Houston
2012	7	1	0	1st (West)	Tulsa	Tulsa
Totals	47	17	0	2 Overall Championships, 4 West Division Titles, 1 Shared West Division Title		

INTRO

PLAYERS

STAFF

REVIEW

C-USA

OPPONENTS

HISTORY

RECORDS

All-Missouri Valley Conference Selections

1935

Ham Harmon, C
Red Chapman, T
Harold Wickersham, HB
Tack Dennis, FB

1936

Red Chapman, T
Ham Harmon, C
Tudor Jones, QB
Morris White, HB

1937

Buster Baze, E
George Adams, C
Lester Graham, G
Curly Hayes, E
Morris White, QB

1938

Calvin Thomas, T
Forrest Gregory, G
John McKibben, E
Tommy Thompson, QB

1939

Leo Sas, G

1940

Charles Greene, T
Rich Morgan, C
Bill Grimmitt, E
Glenn Dobbs, QB
Lester Moore, FB

1941

Elston Campbell, E
Rich Morgan, C
Charles Greene, T
Sax Judd, E
Glenn Dobbs, B
N. A. Keithly, B

1942

Sax Judd, E
Homer Paine, T
Maurice Hail, G
Charles Spilman, C
Glenn Dobbs, B
Calvin Purdin, WB

1945

Dick Moseley, E
Forrest Griggs, T
Bob Hellinghausen, C
C. B. Stanley, T
Hardy Brown, B
Camp Wilson, B

1946

Nelson Greene, T
Bob Hellinghausen, C
Vic Jordan, G
Harden Cooper, T
Bill Kemplin, E

Clyde LeForce, B
Hardy Brown, B

1947

Nelson Greene, T
Ralph Detwiller, G
Bill Cagle, C
Arnold Burrough, G
Jimmy Finks, B
J. R. Boone, B

1948

Jimmy Finks, B

1950

Dave Rakestraw, T
Jim Beasley, C
Fred Smith, E
Ronnie Morris, B
J. C. Roberts, B

1951

Tom Miner, E
Jim Prewitt, T
Jim Beasley, C
Marvin Matuszak, G
Ronnie Morris, B
Howard Waugh, B

1952

Willie Roberts, E
Marvin Matuszak, G
Ronnie Morris, B
Dick Kercher, B
Howard Waugh, B

1953

Tom Miner, E

1955

Chuck Yonker, T

1956

Max Black, C
Dean Slayton, T
Dick Hughes, B

1957

Dick Brown, E
Opie Bandy, T
Ronnie Morris, B

1958

Dick Brown, E
Opie Bandy, T
Ronnie Morris, B
Bob Brumble, B

1959

Joe Novsek, T
Chuck Jansen, G
Jerry Keeling, QB
Bob Brumble, FB

1960

Buddy Kelly, E
Jack Murphy, T
Mack Reeves, G
Jerry Keeling, QB

1961

Joe Novsek, T
Kenny Reed, G
Bo Bolinger, FB

1962

John Simmons, E
Tony Liscio, T
Kenny Reed, G
Dan Howard, C
Stuart McBirnie, FB

1963

John Simmons, E
Stu Stewart, G
Jeff Jordan, WB
Jerry Rhome, QB

1964

Howard Twilley, E
Jerry Rhome, QB
John Osmond, C
Mark Maddox, E
Bob Daugherty, HB
Willie Townes, DT
Dwight Claxton, LB
Jeff Jordan, HB
Eddie Dukes, MG
Gary Porterfield, DE
Ernie Riera, OG
Bob Breitenstein, OT

1965

Howard Twilley, E
Richard Tyson, OG
John Osmond, C
Joe Brooks, OT
Bill Anderson, QB
Neal Sweeney, FL
Willie Townes, DT
Tom McGuire, DT
Sheldon Moomaw, DG
Dwight Claxton, LB
Darrell Wolff, LB
Charles Hardt, DB

1966

Dan Bandy, OT
Gene Lakusiak, FB
Bob Junko, LB
Milt Jackson, DB

1967

Willie Crittendon, DT
Rick Eber, B
Bob Junko, LB
Carl Martin, T
Doug Wyatt, DB

1968

Luke Blair, LB
Doug Wyatt, DB

1969

Luke Blair, LB
Doug Wyatt, DB

1970

Josh Ashton, HB
Chuck Cummins, DT

1971

Gary Christensen, OT
Jean Barrett, OT
Jim Butler, TE
Sam Henry, K
Dick Blanchard, LB
Ralph McGill, DB

1972

Drane Scrivener, DB
Arthur Moore, DT

1973

Danny Colbert, DB
Al Humphrey, LB
Ken Thomas, DG
T.C. Blair, TE
Scott Marquis, OT
Freddie Carolina, HB
Arthur Bennett, K

1974

Arthur Bennett, K
Jeb Blount, QB
Steve Largent, OE
Wes Hamilton, OG
Greg Fairchild, OT
Al Humphrey, LB
Byron Franklin, LB
Ken Thomas, DG
Mack Lancaster, DT
Buddy Tate, DB

1975

Ken Steinke, TE
Steve Largent, WR
Wes Hamilton, OG
Bernie Head, C
Jeb Blount, QB
Carlisle Cantrell, RB
Jim Kasper, DT
Greg Fairchild, DT
Byron Franklin, LB
Kevin Black, DB
Buddy Tate, DB
Rick Engles, P

1976

Ron Henderson, QB
Steve August, OT
Cornell Webster, WR
Marcus Hatley, TE
Mel McGowen, DE

Bob Mogelnicki, C
I.V. Wilson, DT
Giles Alexander, DT
Jim Stewart, DB
Steve Cox, K

1977

Marcus Hatley, TE
Eddie Hare, P
Lovie Smith, DB
Harold Hamilton, OT

1978

Rickey Watts, WR
Doug Panfil, OT
Steve Nicholson, C
Don Blackmon, DE
Lovie Smith, DB
Eddie Hare, P

1979

Don Blackmon, DE
Lovie Smith, DB
Stu Crum, PK
Steve Nicholson, C
Robert Tennon, LB

1980

Denver Johnson, OT
Chris Kelly, OG
Don Blackmon, DE
Robert Tennon, LB
Charles Caufield, DB
Reggie Epps, LB
Kenneth Lacy, RB

1981

Sid Abramowitz, OT
Kurt Nichols, C
Willis Carolina, NG
George Gilbert, OT
Reno Hutchins, DB

1982

Sid Abramowitz, OT
Steve Cox, OG
David Imes, C
Kirk Phillips, SE
Micheal Gunter, RB
Ken Lacy, FB
Stu Crum, PK
Kevin Lilly, DT
Cliff Abbott, LB
Brent Dennis, DB
Steve Cook, P

1983

Cliff Abbott, LB
Tom Baldwin, DT
Brent Dennis, DB
Micheal Gunter, RB
Byron Jones, DE
John Kasperski, OG
Rod Patten, OT
David Pearson, C

1984

David Alexander, OT
 Gordon Brown, RB
 Joe Dixon, DT
 Nate Harris, DB

Byron Jones, DE
 John Kasperski, OG
 Ronnie Kelley, FL
 Kevin Lilly, DE
 Albert Myres, DB
 Xavier Warren, LB

1985

David Alexander, OG
 Gordon Brown, RB
 Joe Dixon, DT
 Doug Desherow, DB

Steve Gage, QB
 Kevin Lilly, DE
 Mike Williams, OLB

All-Western Athletic Conference Selections

1996**First Team**

Salifu Abudulai, DE
 James Anderson, PK
 Brian Newnam, OG

Second Team

Jeremy Bunch, S
 Wes Caswell, WR
 Muadianvita Kazadi, LB

Honorable Mention

Terrance Joseph, CB
 Reggie Williams, RB

Academic

Wade Clark, Jr., DB
 Levi Gillen, Jr., DB
 Asher Ladner, So., DB
 Pete Muther, Fr-RS, TE
 Anthony Ratica, Fr-RS., OL

1997**First Team**

Charlie Higgins, RB
 Michael Ruhl, OT
 Damon Savage, WR

Second Team

Levin Gillen, DB

Honorable Mention

Jason Jacoby, KOR
 Rich Young, LB

Academic

Wade Clark, Sr., DB
 Zac Craig, Fr-RS, DL
 Levi Gillen, Sr., DB
 Asher Ladner, Jr., DB
 Pete Muther, So., TE
 Anthony Ratica, So., OL
 Steve Schiller, Fr-RS, OL

1998**First Team**

Jason Mills, OT

Second Team

Wes Caswell, WR
 Todd Franz, CB

Honorable Mention

Ryan Farley, DT
 John Mosley, KOR
 Neil Whitworth, DE

Academic

Philip Abode, So., LB
 Keith Carey, So., DL
 Ryan Cook, Fr-RS, LB
 Asher Ladner, Sr., DB
 Andrew LeCrone, Jr., WR
 Drew McLaughlin, Fr-RS, TE
 Pete Muther, Jr., TE
 Anthony Ratica, Jr., OL
 Steve Schiller, So., OL

1999**First Team**

Todd Franz, CB

Second Team

Damon Savage, WR
 John Mosley, RB
 Ashon Farley, LB

Honorable Mention

Pete Muther, TE
 Steve Schiller, C
 Steve Wiedower, OG

Academic

Philip Abode, Jr., LB
 Keith Carey, Jr., DL
 Ryan Cook, So., LB
 Zac Craig, Jr., DL
 Don Douglass, Sr., OL
 Sam Duregger, So., WR
 Chris Earnest, So., PK
 Gavin Engle, Jr., DB
 Andrew LeCrone, Sr., WR
 Drew McLaughlin, So., DL
 Dani Mouri, Jr., LB
 Pete Muther, Sr., TE
 Anthony Ratica, Sr., OL
 Steve Schiller, Jr., OL
 Ricky Tallant, Fr-RS, PK
 Andy Taylor, Sr., DL
 Kirk Walters, So., QB

2000**First Team**

Donald Shoals, WR/PR

Honorable Mention

Chris Earnest, PK
 Ashon Farley, LB
 CJ Scott, CB
 Steve Wiedower, OG

Academic

Josh Blankenship, So., QB
 Ryan Cook, Jr., LB
 Chris Earnest, Jr., PK
 Gavin Engle, Sr., DB
 Andrew LeCrone, Sr., WR
 Drew McLaughlin, Jr., DE
 Dani Mouri, Sr., LB
 Steve Schiller, Sr., OL

2001**Second Team**

Drew McLaughlin, DE

Honorable Mention

Michael Dulaney, LB
 Sam Rayburn, DT
 Jarrod Roach, TE
 Eric Richardson, RB
 Kevin Shaffer, OT
 Donald Shoals, WR

Academic

Philip Abode, Sr., LB
 Matt Black, So., OL
 Michael Dulaney, Jr., LB
 Chris Earnest, Sr., PK
 James Kilian, Fr-RS, QB
 Max Kraus, So., DB
 Drew McLaughlin, Sr., DL
 Zach Newby, Fr-RS, OL

2002**First Team**

Sam Rayburn, DT

Honorable Mention

Michael Dulaney, LB
 Jermaine Landrum, PR
 Eric Richardson, RB
 Anthony Taylor, C
 Jeff Thibodeaux, FS

Academic

Matt Black, Jr., OG
 Caleb Blankenship, So., TE
 Michael Dulaney, Sr., LB
 Cory Hathaway, So., DL
 James Kilian, So., QB
 Max Kraus, Jr., DB
 Terrell Siegfried, Sr., DB
 Brendon Swisher, So., LB

2003**First Team**

Nick Bunting, LB
 Austin Chadwick, OT
 Garrett Mills, TE

Second Team

Kedrick Alexander, DB
 Romby Bryant, WR
 Jermaine Hope, DB
 James Kilian, QB
 Michael LeDet, LB

Honorable Mention

Jorma Bailey, LB
 Caleb Blankenship, TE
 Jeremy Davis, DE
 Eric Richardson, RB

Freshman of the Year

Nick Bunting, LB

Coach of the Year

Steve Kragthorpe

Academic

Caleb Blankenship, Jr., TE
 Brad DeVault, So., PK
 Cory Hathaway, Jr., TE
 James Kilian, Jr., QB
 Max Kraus, Sr., DB
 Drew Lagow, So., DL
 Garrett Mills, So., TE
 Brendon Swisher, Jr., LB

2004**First Team**

Ashlan Davis, KOR
 Garrett Mills, TE
 Derek Warehime, C

Second Team

Nick Bunting, LB
 Jermaine Hope, DB
 Michael LeDet, LB
 Josh Walker, DL

Honorable Mention

Caleb Blankenship, TE
 James Kilian, QB
 Brandon Lohr, DL
 Uril Parrish, RB

Academic

Matt Black, Sr., OL
 Caleb Blankenship, Sr., TE
 Nelson Coleman, Fr-RS, LB
 Brad DeVault, Jr., PK
 Brandon Diles, So., RB
 Cory Hathaway, Sr., TE
 James Kilian, Sr., QB
 Drew Lagow, Jr., DS
 Mike Mengers, So., OL
 Garrett Mills, Jr., TE

INTRO

PLAYERS

STAFF

REVIEW

C-USA

OPPONENTS

HISTORY

RECORDS

All-Conference USA Selections

2005

First Team

Bobby Blackshire, DB
Ashlan Davis, KOR
Garrett Mills, TE
Jesse Stoneham, OG

Second Team

Nelson Coleman, LB
Nick Graham, DB

Third Team

Nick Bunting, LB
Brandon Lohr, DE
Uril Parrish, RB
Jeff Perrett, OT

All-Freshman Team

Moton Hopkins, DE
Roy Roberts, DB

2006

First Team (by Coaches)

Bobby Blackshire, Sr., DB
Nick Bunting, Sr., LB
Robert Latu, Sr., DE
Jeff Perrett, Sr., OT

(by Media)

Nelson Coleman, Jr., LB
Jeff Perrett, Sr., OT

Second Team (by Coaches)

Aaron Danenhauer, Sr., C
Nelson Coleman, Jr., LB
Nick Graham, Sr., DB
Jon Hameister-Ries, Sr., OG
Idris Moss, Sr., WR
Paul Smith, Jr., QB
(by Media)
Bobby Blackshire, Sr., DB
Nick Bunting, Sr., LB
Aaron Danenhauer, Sr., C
Idris Moss, Sr., WR

Third Team (by Coaches)

Chris Chamberlain, Jr., LB
(by Media)

Robert Latu, Sr., DE
Paul Smith, Jr., QB

All-Freshman Team

(by Coaches)
Anthony Egbuniwe, Fr., DE

All-Academic Team

(11-member team)
Mike Mengers, Sr., OT
(3.74/Mechanical
Engineering)
Paul Smith, Jr., QB
(3.80/Communication)

2007

First Team (by Coaches and Media)

Paul Smith, Sr., QB
Chris Chamberlain, Sr., LB
Nelson Coleman, Sr., LB

Second Team (by Coaches)

Moton Hopkins, Jr., DE
Trae Johnson, Fr., WR
Brennan Marion, Jr., WR
John Warren, Jr., DS
(by Media)
Moton Hopkins, Jr., DE
Trae Johnson, Fr., WR
Brennan Marion, Jr., WR

All-Freshman Team

(by Coaches and Media)
Charles Clay, Fr., FB
Trae Johnson, Fr., WR

All-Academic Team

(11-member team)
Nelson Coleman, Sr., LB
(3.34/Business)

Paul Smith, Sr., QB
(3.84/Communication)

2008

(selected by Coaches) First Team

Tarrion Adams, Sr., RB
Brennan Marion, Sr., WR
Justin Morsey, Sr., OG

Second Team

Moton Hopkins, Sr., DE
Damaris Johnson, Fr., KOR
James Lockett, Jr., DB

All-Freshman Team

DeAndre Brown, Fr., DB
Tyler Holmes, Fr-RS, OT
Damaris Johnson, Fr., WR

All-Academic Team

Moton Hopkins, Sr., DE
(3.37/Communication)
David Johnson, Sr., QB
(3.92/Exercise & Sports
Science)

2009

(selected by Coaches) Second Team

Damaris Johnson, So., KOR/WR
James Lockett, Sr., DB

All-Freshman Team

Trent Dupy, Fr., C
Cory Dorris, Fr-RS, DE
Ricky Johnson, Fr., WR
Dexter McCoil, Fr., DB

All-Academic Team

(11-member team)
G.J. Kinne, So., QB
(3.33/Exercise & Sports Science)

2010

(selected by Coaches) First Team

Damaris Johnson, Jr., PR
G.J. Kinne, Jr., QB
Marco Nelson, Fr., DB

Second Team

Clint Anderson, Jr., OG
Damaris Johnson, Jr., WR/KR
Michael Such, Sr., P

All-Freshman Team

Stetson Burnett, Fr-GS, OG
Shawn Jackson, Fr-GS, LB
Marco Nelson, Fr., DB
Thomas Roberson, Fr., WR
Cody Wilson, Fr-RS, LB

All-Academic Team

G.J. Kinne, Jr., QB
(3.32/Exercise & Sports
Science)

2011

(selected by Coaches) First Team

Clint Anderson, Sr., OG
Curnelius Arnick, Sr., LB
Kevin Fitzpatrick, Sr., PK
Tyrunn Walker, Sr., DE

Second Team

Willie Carter, Jr., H-Back
Ja'Terian Douglas, Jr., RB
G.J. Kinne, Sr., QB
Dexter McCoil, Jr., DB
Clay Sears, Sr., TE

All-Freshman Team

Brentom Todd, Fr., DE
Kwame Sexton, Fr., DB
Cole Way, Fr., P

All-Academic Team

Alan Dock, Sr., LB
(3.69/Accounting)
G.J. Kinne, Sr., QB
(3.27/Exercise & Sports
Science)

2012

(selected by Coaches) First Team

DeAndre Brown, Sr., LB
Brian DeShane, Sr., OT
Cory Dorris, Sr., DE
Jared Grigg, Sr., OT
Dexter McCoil, Sr., DB

Second Team

Trent Dupy, Sr., C
Keyarris Garrett, So., WR
Jared St. John, Sr., DE
Demarco Nelson, Jr., DB
Trey Watts, Jr., SR

All-Freshman Team

Derrick Alexander, Fr., DE
Rey Higuera, Fr., DS
Trent Martin, Fr., LB
Daniel Schwarz, Fr., PK

All-Academic Team

Jared St. John, Sr., DE
(3.34/History/Education)

Tulsa's Conference Honors

Offensive Players of the Year

Missouri Valley Conference

(awards began in 1971)

1974 Jeb Blount, QB
1975 Steve Largent, WR
1976 Ron Hickerson, QB
1983 Michael Gunter, RB
1985 Steve Gage, QB (UPI)

Conference USA

2007 Paul Smith, QB
2010 G.J. Kinne, QB

Defensive Players of the Year

Missouri Valley Conference

(awards began in 1971)

1971 Ralph McGill, DB
1974 Al Humphrey, LB
1975 Byron Franklin, LB
1976 Jimmy Stewart, DB
1980 Don Blackmon, DE

Conference USA

2006 Nick Bunting, LB

Special Teams Players of the Year

Conference USA

2010 Damaris Johnson, KR/PR

Newcomers of the Year

Missouri Valley Conference

(awards began in 1971)

1976 Lovie Smith, LB
1983 Steve Gage, QB

Western Athletic Conference

2003 Nick Bunting, LB

Conference USA

2007 Brennan Marion, WR

Coach of the Year

Missouri Valley Conference

1951 Buddy Brothers
1959 Bobby Dobbs
1962 Glenn Dobbs
1974 F.A. Dry
1975 F.A. Dry
1976 F.A. Dry
1982 John Cooper


Western Athletic Conference

2003 Steve Kragthorpe

Conference USA

2012 Bill Blankenship

RECORDS



Tarrion Adams (2005-08) holds the school records for single-game, season and career rushing yards. He rushed for a single-game high of 323 yards and three TDs against Tulane in 2008, while totaling 1,523 rushing yards that season. He completed his career with 3,651 yards, breaking Micheal Gunter's (1980-83) mark of 3,536 rushing yards.

INSIDE

Tulsa's NCAA Records/Annual Champions.....	120-121
Individual Season Leaders.....	122-126
Tulsa Team Records.....	127-128
Tulsa Individual Records.....	128-130
Opponent Team Records.....	131-132
Game Streaks.....	132
Longest Plays.....	133
Hurricane 100-Yard Receivers.....	134-135
Hurricane 300-Yard Passers.....	135
Hurricane 100-Yard Rushers.....	136-137
Top-10 Single Game Performances.....	138
Top-10 Single Season Performances.....	139

Tulsa's Record by Decades.....	139
Top-10 Career Performances.....	140
Top Crowds to See Tulsa Play.....	141
Series Records vs. All Opponents.....	142-143
All-Time Head Coaching Records.....	143
Top 10 Winningest Coaches.....	143
Season-by-Season Review.....	144-146
Tulsa Won-Lost Records.....	146
Tulsa Athletic Hall of Fame.....	147
Homecoming Game Results.....	148
Tulsa in the National Polls.....	148
All-Time Results.....	149-162

Tulsa's NCAA Records

Individual NCAA Records

Total Offense

- **Quarterback Gaining 200 Yards Rushing and Passing (Game)**

Steve Gage vs. New Mexico, Nov. 8, 1986 (212 rushing, 209 passing)

- **One 5,000 Yard Passer, Three 1,000 Yard Receivers and One 1,000 Yard Rusher (Season)**

Paul Smith (5,065 passing), Brenn Marion (1,244 receiving), Trae Johnson (1,088 receiving), Charles Clay (1,024 receiving) and Tarrion Adams (1,225 rushing) in 2007

- **Most Combined Yardage by Quarterback and Rusher (Season)**

Paul Smith (5,065 passing) and Tarrion Adams (1,225 rushing) for 6,237 total yards in 2007

Rushing

- **Two Players, Same Team Each Gaining 200 Yards or More (Game)**

Gordon Brown, 214 (23 rushes) & Steve Gage, 206 (26 rushes) vs. Wichita State, Nov. 2, 1985

- **Two Players, Same Team, Each Gaining 1,000 Yards or More (Season)**

Micheal Gunter (1,464) & Ken Lacy (1,097) in 1982

Passing

- **Most Seasons Gaining 2,000 Yards or More**

4, T.J. Rubley, 1987-89, 1991 (2,058-2,497-2,292-2,054)

- **Most Consecutive 300 Yard Passing Games (Season)**

14, Paul Smith, 2007 (14 games)

Receiving

- **Most Passes Caught (Career — 3 years)**

261, Howard Twilley, 1963-65 (3,343 yards)

- **Most Passes Caught Per Game (Season)**

13.4, Howard Twilley, 1965 (134 in 10 games)

- **Most Yards Gained by Two Players, Same Team (Game)**

640, Rick Eber (322) & Harry Wood (318) vs. Idaho State, Oct. 7, 1967 (33 receptions, 6 TDs)

- **Most Consecutive Games Gaining 200 Yards or More (Season)**

3, Howard Twilley, 1965

- **Most Receiving Yards by a Tight End (Season)**

1235, Garrett Mills, 2005 (13 games)

- **Most Yards Per Catch (Season)**

31.9, Brennan Marion, 2007 (1,244 yards on 39 receptions)

- **Three Players, Same Team, Each Gaining 1,000 Yards or More (Season)**

Brennan Marion (1244 on 39 catches), Trae Johnson (1088 on 70 catches), Charles Clay (1024 on 69 catches)

All Purpose Yards

- **Most All-Purpose Yards (Career)**

7,796 yards, Damaris Johnson (2008-10)

Kickoff Returns

- **Most Kickoff Return Yards (Career)**

3,417 yds, Damaris Johnson (2008-10)

- **Most Kickoff Returns for a Touchdown (Season)**

5, Ashlan Davis, 2004 (74, 83, 94, 96, 100 yards)

- **Most Kickoff Returns for a Touchdown (Career)**

6, Ashlan Davis, 2004-05 (74, 83, 94, 96, 100 yards in 2004; 96 yards in 2005)

- **Most Kickoff Returns for a Touchdown in Consecutive Games**

4, Ashlan Davis, 2004 (100 yards vs. Boise State, 94 yards vs. Nevada, 83 yards vs. Rice, 96 yards vs. SMU)

Scoring

- **Most Two-Point Attempts Made (Season)**

6, Howard Twilley, 1964 (all on pass attempts)

Team NCAA Records

Turnovers (Giveaways)

- **Most Turnovers**

61, 1976 (37 fumbles lost, 24 interceptions)

NCAA Annual Team Champions

Total Offense

1944 — 434.7

1951 — 480.1

1952 — 466.6

1964 — 461.8

1965 — 427.8

2007 — 543.9

2008 — 569.9

Rushing Offense

1952 — 321.5

Passing Offense

1942 — 233.9

1944 — 206.3

1962 — 199.3

1963 — 244.8

1964 — 317.9

1965 — 346.4

1966 — 272.0

Scoring Offense

1942 — 42.7

1964 — 38.4

Scoring Defense

1942 — 3.2

Kickoff Returns

1958 — 25.8

Punting

1942 — 41.3

First Downs

2008 — 391

Third Down Conversions

2008 — 110-of-193 (57%)

Individual NCAA Champions

Total Offense

1964 — Jerry Rhome (3,128)

1965 — Billy Guy Anderson (3,343)

Rushing Offense

1952 — Howard Waugh (1,372 on 164 rushes)

Passing Efficiency

1952 — Ronnie Morris (177.4)

1964 — Jerry Rhome (172.6)

Passing Yards

1964 — Jerry Rhome (2,870)

1965 — Billy Guy Anderson (3,464)

Points Responsible For


2007 — Paul Smith (26.14)

All-Purpose Yards

2009 — Damaris Johnson (224.4)

2010 — Damaris Johnson (202.2)

**STEVE GAGE HOLDS THE
NCAA RECORD WITH
GORDON BROWN OF
RUSHING FOR 200 YARDS
IN THE SAME GAME.**



Receiving Yards

1964 — Howard Twilley (1,178)
 1965 — Howard Twilley (1,779)
 1993 — Chris Penn (1,578), 9.6 per game receptions;
 143.5 yards per game

Scoring

1965 — Howard Twilley (127 points on 16 TDs & 31 PATs)

Interceptions

1940 — Dick Morgan (7 for 210 yards)

NCAA Annual Most-Improved Teams

1949, 5 games improved (0-9-1 to 5-4-1)
 1970, 5 games improved (1-9-0 to 6-4-0)
 1978, 6 games improved (3-8-0 to 9-2-0)
 1991, 6.5 games improved (3-8-0 to 10-2-0)
 2003, 7 games improved (1-11-0 to 8-5-0)

NCAA All-Time Leaders

Tulsa players ranked among the top-100 in the following statistical categories

Total Offense**Season Yards Per Game**

Billy Guy Anderson, 334.3 (1965)
 Paul Smith, 370.3 (2003-07)

Career Yards

T.J. Rubley, 9,080 (1987-89, 91)
 Paul Smith, 11,591 (2003-07)

Rushing**Single-Game Yards**

Tarrion Adams, 323 yards vs. Tulane (Nov. 22, 2008)
 Mark Brus, 312 yards vs. New Mexico State (Oct. 27, 1990)

Quarterback — Career Yards

Steve Gage, 2029 yards (1983-86)

Passing**Career Passing Efficiency (400-499 Completions)**

Jerry Rhome, 142.6 (1961 SMU, 1963-64 Tulsa)

Season Passing Efficiency

Jerry Rhome, 172.6 (1964)
 David Johnson, 178.7 (2008)

Career Yards

T.J. Rubley, 9,324 (1987-89, 91)
 Paul Smith, 10,936 (2003-07)

Career TD Passes

T.J. Rubley, 73 in 47 games (1987-89, 91)
 Paul Smith, 83 in 48 games (2003-07)

Season Yards Per Game

Billy Guy Anderson, 346.4 (1965)
 Paul Smith, 361.7 (2007)

Season TD Passes

Jerry Rhome, 32 in 10 games (1964)
 Paul Smith, 47 in 14 games (2007)

Single-Game Completions

Billy Guy Anderson, 42 vs. Southern Illinois (Oct. 30, 1965)

Receiving**Career Receptions Per Game (Min. 125 Receptions)**

Howard Twilley, 10.0 (261 in 26 games)
 Chris Penn, 6.5 (142 in 22 games)

Season Receptions Per Game

Howard Twilley, 13.4 (1965), 134 in 10 games
 Howard Twilley, 9.5 (1964), 95 in 10 games
 Chris Penn, 9.5 (1993), 105 in 11 games

Career Receptions

Howard Twilley, 261 (1963-65)

Season Receptions

Howard Twilley, 134 in 10 games (1965)
 Chris Penn, 105 in 11 games (1993)
 Howard Twilley, 95 in 10 games (1964)

Season TD Receptions

Dan Bitson, 16 in 11 games (1989)
 Howard Twilley, 16 in 10 games (1965)

Single-Game Receptions

Rick Eber, 20 vs. Idaho State (Oct. 7, 1967)
 Howard Twilley, 19 vs. Colorado State (Nov. 27, 1965)
 Howard Twilley, 18 vs. Southern Illinois (Oct. 30, 1965)

Career Yards

Howard Twilley, 3,343 on 261 receptions (1963-65)
 Dan Bitson, 3,300 on 163 receptions (1987-89, 91)

Career Yards Per Game

Howard Twilley, 111.4 (1963-65)
 Chris Penn, 107.7 (1991, 93)

Career TD Receptions

Steve Largent, 32 in 30 games (1973-75)
 Howard Twilley, 32 in 30 games (1963-65)
 Dan Bitson, 29 in 44 games (1987-89, 91)

Season Yards

Howard Twilley, 1,779 in 10 games (1965)
 Chris Penn, 1,578 in 11 games (1993)

Season Yards by a Tight End

Garrett Mills, 1,235 on 87 receptions (2005), 13 games

Single-Game Yards

Harry Wood, 318 vs. Idaho State (Oct. 7, 1967)

Scoring**Career Points Per Game**

Howard Twilley, 259 in 26 games (1963-65)

Single-Game Points

Howard Twilley, 36 vs. Louisville (Nov. 6, 1965)


NCAA's All-Time Longest Plays**Passing**

- 99 Troy DeGar to Wes Caswell vs. Oklahoma (Sept. 28, 1996)
- 98 Jerry Rhome to Jeff Jordan vs. Wichita State (Nov. 30, 1963)

Kickoff Returns

- 100 Jim Stewart vs. Virginia Tech (Nov. 6, 1976)
- 100 Jason Jacoby vs. UNLV (Oct. 15, 1994)
- 100 Jason Jacoby vs. Brigham Young (Nov. 4, 1995)
- 100 Ashlan Davis vs. Boise State (Oct. 16, 2004)

**HOWARD TWILLEY SET
 NUMEROUS NCAA RECEIVING
 RECORDS IN 1964 AND 1965.**



Individual Season Leaders

Rushing Leaders 1941-2012

(based on net rushing yards)

Year	Player	Att	Net	Avg	TD
1941	N.A. Keithley	83	297	3.6	-
1942	N.A. Keithley	87	497	5.7	-
1943	Clyde LeForce	56	290	5.2	-
1944	Camp Wilson	103	662	6.4	-
1945	Camp Wilson	138	662	6.4	-
1946	Paul Barry	85	548	6.5	-
1947	J.R. Boone	125	661	5.3	-
1948	Paul Barry	90	342	3.8	5
1949	Paul Barry	100	406	4.1	6
1950	Jake Roberts	138	954	6.9	-
1951	Howard Waugh	165	1118	6.8	7
1952	Howard Waugh	**164	**1372	*8.4	10
1953	Bob Decker	72	302	4.2	4
1954	Dick Scholtz	74	339	4.6	0
1955	Dick Scholtz	119	395	3.3	5
1956	Dick Hughes	128	618	4.8	5
1957	Ronnie Morris	125	569	4.6	1
1958	Ronnie Morris	128	624	4.9	-
1959	Bob Brumble	151	599	4.0	4
1960	David White	85	444	5.2	4
1961	David White	74	293	4.0	0
1962	Henry Dorsch	56	250	4.5	2
1963	Henry Dorsch	48	211	4.4	3
1964	Bob Daugherty	77	456	5.9	9
1965	Gene Lakusiak	70	351	5.0	2
1966	Gene Lakusiak	65	330	5.1	1
1967	Cee Ellison	153	661	4.3	3
1968	Mike Stripling (QB)	118	307	2.6	5
1969	Josh Ashton	231	851	3.7	6
1970	Josh Ashton	196	685	3.5	5
1971	Mike Ridley	90	311	3.5	1
1972	Ed White	160	675	4.2	6
1973	Freddie Carolina	137	540	3.9	6
1974	Thomas Bailey	85	456	5.4	6
1975	Carlisle Cantrell	157	914	4.8	7
1976	Rickey Watts	99	464	4.7	4
1977	Rickey Watts	108	423	3.9	5
1978	Sherman Johnson	169	826	4.9	6
1979	Paul Roberson	117	546	4.7	4
1980	Ken Session	164	662	4.0	5
1981	Brett White	119	740	6.2	10
1982	Micheal Gunter	195	1464	**7.5	11
1983	Micheal Gunfer	226	1198	5.3	14
1984	Gordon Brown	159	995	6.3	6
1985	Gordon Brown	169	1201	7.1	4
1986	Derrick Ellison	170	1064	6.3	4
1987	Derrick Ellison	126	593	4.7	4
1988	Brett Adams	142	602	4.2	2
1989	Brett Adams	224	1071	4.8	7
1990	Chris Hughley	126	700	5.6	4
1991	Chris Hughley	267	1326	4.9	8
1992	Lamont Headd	171	827	4.8	2
1993	Lamont Headd	227	969	4.3	2
1994	Solomon White	230	1003	4.4	8
1995	Reggie Williams	144	729	5.1	4
1996	Reggie Williams	152	759	5.0	4
1997	Charlie Higgins	202	1043	5.2	11
1998	Charlie Higgins	79	447	5.7	2
	Reggie Williams	100	447	4.5	2
1999	John Mosley	160	873	5.5	5
2000	Ken Bohanon	202	802	4.0	10
2001	Eric Richardson	131	469	3.6	5
2002	Eric Richardson	182	957	5.3	6
2003	Eric Richardson	181	811	4.5	12
2004	Uril Parrish	210	1064	5.1	8
2005	Uril Parrish	179	775	4.3	9
2006	Courtney Tennial	171	845	4.9	14
2007	Tarrison Adams	219	1225	5.6	8
2008	Tarrison Adams	247	1523	6.2	14
2009	G.J. Kinne (QB)	151	393	2.6	5
2010	G.J. Kinne (QB)	158	561	3.6	7
2011	Ja'Terian Douglas	112	883	7.9	4
2012	Trey Watts	186	1108	6.0	3

**Led NCAA

Receiving Leaders 1941-2012

(based on receiving yards)

Year	Player	Rec	Yards	Avg	TD
1941	Cal Purdin	13	217	16.7	2
1942	Sax Judd	35	509	14.5	9
1943	Barney White	16	188	11.8	5
1944	Barney White	29	531	18.3	4
1945	Dick Moseley	8	77	9.6	1
1946	Jimmy Ford	13	186	14.3	2
1947	Jimmy Ford	17	276	16.2	2
1948	Jimmy Ford	35	403	11.5	4
1949	Fred Smith	31	441	14.2	5
1950	Fred Smith	34	425	12.5	4
1951	Tom Miner	31	459	14.8	1
1952	Willie Roberts	39	691	17.7	12
1953	Tom Miner	18	363	20.1	0
1954	Kenny Kmet	16	271	16.9	1
1955	Al Backus	11	156	14.1	1
1956	Ronnie Morris	9	150	16.6	4
1957	Dick Brown	6	104	17.3	0
1958	Billy Neal	14	200	14.2	3
1959	Buddy Kelly	21	270	12.8	3
1960	Buddy Kelly	19	178	9.3	2
1961	Max Letterman	21	277	13.2	1
1962	John Simmons	65	860	13.2	9
1963	John Simmons	39	543	13.9	3
1964	Howard Twilley	**95	**1178	12.4	13
1965	Howard Twilley	**134	1779	13.2	16
1966	Neal Sweeney	56	740	13.2	3
1967	Rick Eber	78	1168	14.9	10
1968	Harry Wood	65	988	15.2	5
1969	Jim Butler	46	593	12.9	7
1970	Jim Butler	28	245	8.7	2
1971	Jim Butler	50	484	9.7	0
1972	Drew Pearson	33	690	20.9	5
1973	Freddie Carolina	38	271	7.1	3
1974	Steve Largent	52	884	17.0	14
1975	Steve Largent	51	1000	19.6	14
1976	Cornell Webster	38	622	16.4	1
1977	Rickey Watts	40	639	16.0	1
1978	Rickey Watts	34	730	21.5	5
1979	Paul Johns	20	408	20.4	1
1980	Paul Johns	29	420	14.5	1
1981	John Green	16	252	15.8	2
1982	Kirk Phillips	18	374	20.8	1
1983	John Green	22	365	16.6	2
1984	Ronnie Kelley	27	675	25.0	5
1985	Ronnie Kelley	34	379	11.1	1
1986	Ronnie Kelley	25	533	21.3	5
1987	Dan Bitson	29	608	20.9	3
1988	Dan Bitson	52	1138	21.9	9
1989	Dan Bitson	73	1425	19.5	16
1990	Frank Cassano	31	464	14.9	6
1991	Chris Penn	37	792	21.4	5
1992	Gary Brown	36	560	15.6	4
1993	Chris Penn	**105	**1578	15.0	12
1994	Wes Caswell	74	893	12.1	3
1995	Michael Kedzior	44	620	14.1	3
1996	Wes Caswell	49	817	16.7	5
1997	Damon Savage	66	1084	16.4	6
1998	Wes Caswell	52	598	11.5	4
1999	Damon Savage	67	752	11.2	4
2000	Donald Shoals	80	1195	14.9	5
2001	Donald Shoals	75	908	12.1	4
2002	Romby Bryant	49	593	12.1	7
2003	Romby Bryant	47	748	15.9	8
2004	Garrett Mills	51	560	11.0	2
2005	Garrett Mills	87	1235	14.2	9
2006	Idris Moss	58	803	13.8	1
2007	Brennan Marion	39	1244	**31.9	11
2008	Brennan Marion	43	1112	25.9	8
2009	Damaris Johnson	78	1131	14.5	3
2010	Damaris Johnson	57	872	15.3	4
2011	Willie Carter	61	868	14.2	7
2012	Keyarris Garrett	67	845	12.6	9

**Led NCAA

Scoring Leaders 1941-2012

Year	Players & Points
1941	Cal Purdin, 30 (5TD)
1942	Clyde LeForce, 59 (2 TD, 1 FG, 44 PAT)
1943	Clyde LeForce, 59 (5 TD, 29 PAT)
1944	Perry Moss, 65 (7 TD, 23 PAT)
1945	Camp Wilson, 60 (10 TD)
1946	Clyde LeForce, 67 (5 TD, 1 FG, 34 PAT)
1947	J. R. Boone, 61 (10 TD, 1 PAT)
1948	Jimmy Ford, 36 (4 TD, 12 PAT)
1949	Dub Graves, 42 (7 TD)
1950	Jack Crocker, 60 (10 TD)
1951	Bill Parsons, 84 (14 TD)
1952	Tom Miner, 74 (5 TD, 1 FG, 41 PAT)
1953	Bob Decker, 24 (4 TD); Bill Walker, 24 (4 TD)
1954	Chuck Phillips, 24 (4 TD); Bob Waugh, 24 (4 TD)
1955	Dick Scholtz, 31 (5 TD, 1 PAT)
1956	Ronnie Morris, 36 (6 TD)
1957	Duwayne Gandy, 34 (3 TD, 3 FG, 7 PAT)
1958	Bob Brumble, 48 (8 TD)
1959	Jerry Keeling, 24 (4 TD); Bob Brumble, 24 (4 TD); David White, 24 (4 TD); Joe Cheap, 24 (4 TD)
1960	Bo Bolinger, 30 (5 TD)
1961	Bo Bolinger, 24 (4 TD)
1962	John Simmons, 54 (9 TD)
1963	Jeff Jordan, 32 (4 TD, 4 two-pt. PAT); Bill Goods, 32 (3 TD, 2 FG, 8 PAT)
1964	Howard Twilley, 110 (13 TD, 20 PAT, 6 two-pt. PAT)
1965	Howard Twilley, 127 (16 TD, 23 PAT, 4 two-pt. PAT)**
1966	Brent Roberts, 42 (7 TD)
1967	Rick Eber, 80 (13 TD, 1 two-pt. PAT)
1968	Mike Stripling, 30 (5 TD); Harry Wood, 30 (5 TD)
1969	Josh Ashton, 48 (8 TD)
1970	Josh Ashton, 42 (7 TD)
1971	Sam Henry, 41 (7 FG, 20 PAT)
1972	Sam Henry, 49 (9 FG, 22 PAT)
1973	Arthur Bennett, 52 (8 FG, 28 PAT)
1974	Steve Largent, 84 (14 TD)
1975	Steve Largent, 84 (14 TD)
1976	Steve Cox, 51 (11 FG, 18 PAT)
1977	Steve Cox, 38 (7 FG, 17 PAT)
1978	Stu Crum, 51 (6 FG, 33 PAT)
1979	Stu Crum, 53 (11 FG, 20 PAT)
1980	Stu Crum, 59 (11 FG, 26 PAT)
1981	Kenny Jackson, 60 (10 TD); Brett White, 60 (10 TD)
1982	Stu Crum, 100 (21 FG, 37 PAT)
1983	Micheal Gunter, 84 (14 TD)
1984	Jason Staurovsky, 75 (16 FG, 27 PAT)
1985	Steve Gage, 102 (17 TD)
1986	David Fuess, 73 (13 FG, 34 PAT)
1987	Erick Harrison, 44 (7 TD, 1 PAT)
1988	Dan Bitson, 56 (9 TD, 1 PAT)
1989	Dan Bitson, 96 (16 TD)
1990	Jace Seals, 49 (10 FG, 19 PAT)
1991	Eric Lange, 75 (16 FG, 27 PAT)
1992	Eric Lange, 78 (19 FG, 21 PAT)
1993	Chris Penn, 74 (12 TD, 1 two-pt. PAT)
1994	James Anderson, 64 (13 FG, 25 PAT)
1995	James Anderson, 59 (12 FG, 23 PAT)
1996	James Anderson, 83 (20 FG, 23 PAT)
1997	Charlie Higgins, 72 (12 TD)
1998	John Mosley, 42 (7 TD)
1999	Ken Bohanon, 56 (9, 1 two-pt. PAT)
2000	Chris Earnest, 60 (12 FG, 24 PAT); Ken Bohanon, 60 (10 TD)
2001	Chris Earnest, 37 (6 FG, 19 PAT)
2002	Romby Bryant, 42 (7 TD)
2003	Brad DeVault, 76 (9 FG, 49 PAT)
2004	Brad DeVault, 69 (12 FG, 33 PAT)
2005	Brad DeVault, 103 (18 FG, 49 PAT)
2006	Courtney Tennial, 96 (16 TD)
2007	Jarod Tracy, 94 (7 FG, 73 PAT)
2008	Jarod Tracy, 108 (10 FG, 78 PAT)
2009	Kevin Fitzpatrick, 81 (13 FG, 42 PAT)
2010	Kevin Fitzpatrick, 111 (16 FG, 63 PAT)
2011	Kevin Fitzpatarick, 96 (15 FG, 51 PAT)
2012	Alex Singleton, 150 (25 TD)

**Led NCAA

Pass Efficiency Rating 1941-2012

(Played in more than half of total games)

Year	Player	Eff
1941	Glenn Dobbs	82.0
1942	Glenn Dobbs	138.8
1943	Clyde LeForce	118.0
1944	Perry Moss	128.8
1945	Bob Smith	92.6
1946	Clyde LeForce	109.6
1947	Jim Finks	96.7
1948	Jim Finks	100.4
1949	Pete Annex	131.9
1950	Ronnie Morris	118.6
1951	Ronnie Morris	128.7
1952	Ronnie Morris	**177.3
1953	Bob Bohn	80.8
1954	Mack Warren	84.8
1955	Charlie Wynes	113.9
1956	George Cagiola	165.0
1957	George Cagiola	68.4
1958	Jerry Keeling	101.9
1959	Jerry Keeling	78.0
1960	Jerry Keeling	106.5
1961	Ronnie Sine	89.6
1962	Stu McBirnie	115.8
1963	Jerry Rhome	122.9
1964	Jerry Rhome	**172.6
1965	Bill Anderson	129.3
1966	Greg Barton	122.7
1967	Mike Stripling	107.2
1968	Mike Stripling	93.9
1969	Rick Arrington	97.3
1970	John Dobbs	86.8
1971	Todd Starks	101.2
1972	Todd Starks	101.9
1973	Joe McCulley	125.7
1974	Jeb Blount	122.8
1975	Jeb Blount	125.9
1976	Ron Hickerson	93.4
1977	Bill Blankenship	89.8
1978	Dave Rader	142.8
1979	Bill Blankenship	114.0
1980	Kenny Jackson	114.8
1981	Kenny Jackson	114.0
1982	Skip Ast	98.3
1983	Steve Gage	111.2
1984	Richie Stephenson	128.2
1985	Steve Gage	117.2
1986	Steve Gage	105.8
1987	T.J. Rubley	107.8
1988	T.J. Rubley	109.0
1989	T.J. Rubley	132.5
1990	Gus Frerotte	84.7
1991	T.J. Rubley	139.2
1992	Mark Matheson	106.3
1993	Gus Frerotte	129.1
1994	Tad Jones	142.2
1995	Troy DeGar	96.1
1996	Troy DeGar	103.6
1997	John Fitzgerald	121.5
1998	John Fitzgerald	121.4
1999	Michael Wall	113.4
2000	Josh Blankenship	109.3
2001	Josh Blankenship	106.9
2002	Tyler Gooch	116.8
2003	James Kilian	128.4
2004	James Kilian	113.8
2005	Paul Smith	142.9
2006	Paul Smith	141.0
2007	Paul Smith	159.8
2008	David Johnson	178.7
2009	G.J. Kinne	142.6
2010	G.J. Kinne	144.3
2011	G.J. Kinne	147.4
2012	Cody Green	114.5

**Led NCAA

INTRO

PLAYERS

STAFF

REVIEW

C-USA

OPPONENTS

HISTORY

RECORDS

Punting Leaders 1941-2012

(based on punting average)

Year	Player	No	Yards	Avg
1941	Glenn Dobbs	44	1631	37.1
1942	Glenn Dobbs	26	1256	*48.3
1943	Clyde LeForce	25	908	36.3
1944	Lee Walker	11	386	35.1
1945	Hardy Brown	40	1552	38.8
1946	Hardy Brown	31	1216	39.2
1947	Hardy Brown	46	1672	36.3
1948	Jake Halter	24	873	36.4
1949	Paul Barry	27	1040	38.5
1950	Dub Graves	53	1821	34.4
1951	Jack Egan	22	756	34.4
1952	Bill Walker	25	973	39.1
1953	Bill Walker	35	1165	33.2
1954	Dick Scholtz	19	754	39.5
1955	Dick Scholtz	46	1695	36.9
1956	Ronnie Morris	44	1587	36.1
1957	Ronnie Morris	49	1958	39.9
1958	Ronnie Morris	46	1602	34.8
1959	Bennie Davis	51	1739	34.1
1960	Jim Furlong	42	1454	34.6
1961	Jim Furlong	44	1584	36.0
1962	Stu McBirnie	45	1641	36.5
1963	Jerry Rhome	19	620	32.6
1964	Bill Van Burkleo	23	793	34.5
1965	Pete Poweska	47	1772	37.7
1966	Brant Conley	68	2836	41.7
1967	Brant Conley	59	2238	37.9
1968	Brant Conley	61	2282	37.4
1969	Ken Duncan	34	1452	34.7
1970	Ken Duncan	67	2746	41.0
1971	Steve Bowling	39	1295	33.2
1972	Arthur Bennett	64	2290	37.3
1973	Rick Engles	59	2174	36.8
1974	Rick Engles	56	2270	40.5
1975	Rick Engles	36	1676	46.5
1976	Eddie Hare	61	2468	40.5
1977	Eddie Hare	57	2309	42.0
1978	Eddie Hare	66	2846	43.1
1979	Steve Cook	65	2352	36.5
1980	Steve Cook	64	2539	39.1
1981	Steve Cook	64	2654	41.5
1982	Steve Cook	55	2262	41.1
1983	Richie Stephenson	58	2139	36.9
1984	Richie Stephenson	49	1999	40.8
1985	Richie Stephenson	48	1790	37.3
1986	Richie Stephenson	50	1970	39.4
1987	Danny Phelps	65	2539	38.1
1988	Danny Phelps	64	2478	38.7
1989	Danny Phelps	41	1580	38.5
1990	Danny Phelps	60	2305	38.4
1991	Gus Frerotte	50	1776	35.5
1992	Mark DeLozier	50	2049	41.0
1993	Mark DeLozier	43	1658	38.6
1994	Mark DeLozier	64	2691	42.1
1995	Mark DeLozier	65	2676	41.2
1996	Kirk Myrick	62	2496	40.3
1997	John Fitzgerald	41	1566	38.2
1998	John Fitzgerald	24	974	40.6
1999	Casey Lipscomb	61	2482	40.7
2000	Casey Lipscomb	64	2515	39.3
2001	Casey Lipscomb	65	2627	40.4
2002	Cort Moffitt	75	3016	40.2
2003	Cort Moffitt	44	1922	43.7
2004	Chris Kindred	61	2349	38.5
2005	Chris Kindred	63	2385	37.9
2006	Paul Jurado	18	729	40.5
2007	Michael Such	43	1675	39.0
2008	Michael Such	22	947	43.0
2009	Michael Such	57	2538	44.5
2010	Michael Such	48	2067	43.1
2011	Cole Way	34	1293	38.0
2012	Cole Way	77	3009	39.1

*Dobbs' 48.3 average was nation's best, but min. 30 punts was NCAA standard.

Interception Leaders 1940-2012

(based on number of interceptions)

Year	Player	No	Yards	Avg
1940	Dick Morgan	7	*210	33.0
1941	n/a	n/a	n/a	n/a
1942	Glenn Dobbs	4	34	8.5
1943	Lee Walker	3	47	15.7
1944	Bill Farrett	5	82	16.4
1945	Bob Hellinghausen	4	85	21.2
1946	Clyde LeForce	4	56	14.0
1947	J. R. Boone	5	12	2.4
1948	S. J. Whitman	4	79	19.8
1949	S. J. Whitman	3	58	19.3
1950	Gene Helwig	5	77	15.4
1951	Gene Helwig	3	79	26.3
1952	Tommy Hudspeth	6	65	10.8
1953	Bob Holladay	2	36	18.0
1954	Dick Scholtz	2	29	14.5
1955	Lloyd Day	1	57	57.0
1956	Ronnie Morris	5	0	0.0
1957	Gary Schoolcraft	2	65	32.5
1958	Ronnie Morris	3	56	18.7
1959	Jerry Keeling	2	15	7.5
1960	Joe Cheap	2	8	4.0
1961	Bill Shewey	4	16	4.0
1962	Bill Shewey	5	72	14.4
1963	Jeff Jordan	4	132	33.0
1964	Jeff Jordan	7	124	17.7
1965	Bob Junko	3	35	11.7
1966	Milt Jackson	6	48	8.0
1967	Ken Wiginton	7	65	9.2
1968	Ron Cambiano	3	0	0.0
1969	Doug Wyatt	5	41	8.2
1970	Jon Long	5	100	20.0
1971	Randy Hawn	3	9	3.0
1972	Al Humphrey	3	40	13.3
1973	Al Humphrey	3	30	10.0
1974	Kevin Black	3	40	13.3
1975	Kevin Black	6	67	11.2
1976	Gary Chandler	3	45	15.0
1977	Keith Tillman	5	67	13.4
1978	Mike Field	4	65	16.3
1979	Charles Caufield	3	36	12.0
1980	Charles Caufield	6	43	8.6
1981	Reno Hutchins	7	47	6.7
1982	Timmy Gibbs	5	67	13.4
1983	Nate Harris	5	15	3.0
1984	Nate Harris	8	131	16.4
1985	Charles Wright	4	29	7.3
1986	Charles Wright	4	50	12.5
1987	Eric Barrs	4	89	22.3
1988	Edward Epps	4	54	13.5
1989	Lenny Williams	4	32	8.0
1990	Chris Briscoe	3	13	4.3
	James Blake	3	10	3.3
1991	Barry Minter	3	104	34.7
1992	Chris Bratcher	3	31	7.0
1993	Garrick Jackson	4	51	12.8
1994	Malcolm Williams	4	8	2.0
1995	Jeremy Bunch	6	76	12.7
1996	Terrance Joseph	4	68	17.0
1997	Levi Gillen	3	21	7.0
1998	Chris Miller	3	60	20.0
1999	Brett Butler	3	25	8.3
	Todd Franz	3	8	2.7
2000	CJ Scott	5	66	13.2
2001	Harold Burgess	2	0	0.0
2002	Jeff Thibodeaux	3	28	9.3
	Darrell Wimberly	3	28	9.3
2003	Oliver Fletcher	4	97	24.2
2004	Michael LeDet	4	43	10.8
2005	Nick Graham	6	66	11.0
2006	Bobby Blackshire	4	26	6.5
2007	Roy Roberts	3	69	23.0
	Chris Chamberlain	3	10	3.3
2008	Roy Roberts	3	49	16.3
2009	John Destin	4	83	20.8
2010	Marco Nelson	6	88	14.7
	Dexter McCoil	6	63	10.5
2011	Dexter McCoil	6	131	21.8
2012	Dexter McCoil	5	38	7.6

Kick-off Return Leaders 1941-2012

(based on total return yards)

Year	Player	No	Yards	Avg
1941	Jim Vickers	2	99	49.5
1942	n/a	n/a	n/a	n/a
1943	Dell Taylor	4	93	23.3
1944	Camp Wilson	5	181	36.2
1945	Camp Wilson	5	148	29.6
1946	Paul Barry	14	276	19.7
1947	J.R. Boone	8	270	33.8
1948	Paul Barry	14	276	19.7
1949	Denver Grigsby	12	280	23.3
1950	Jack Crocker	9	232	25.8
1951	Jack Crocker	14	256	18.3
1952	Bob Holladay	13	284	21.8
1953	Bob Decker	6	148	24.7
1954	Kenny Kmet	12	245	20.4
1955	Dick Scholtz	9	158	17.5
1956	Dick Hughes	6	112	18.6
1957	Ronnie Morris	7	148	21.1
1958	Ronnie Morris	11	305	27.7
1959	Joe Cheap	8	175	21.9
1960	Joe Cheap	16	317	19.8
1961	Monte Thrailkill	13	215	16.5
1962	Ken Boone	10	159	15.9
1963	Jeff Jordan	17	379	22.3
1964	Jeff Jordan	16	265	16.6
1965	Ken Parsons	12	255	21.3
1966	Harry Wood	19	318	16.7
1967	Joe Fitzgerald	12	263	21.9
1968	Les Rogers	14	275	19.6
1969	Josh Ashton	18	444	24.7
1970	Ed White	8	119	14.8
1971	Ralph McGill	21	500	23.9
1972	Buddy Tate	18	324	18.0
1973	Ray Rhodes	19	501	26.4
1974	Freddie Carolina	10	306	30.6
1975	Jim Stewart	8	157	19.6
1976	Jim Stewart	19	437	23.0
1977	Ervin Simmons	14	333	23.8
1978	Rickey Watts	9	224	24.9
1979	Benny May	10	191	19.1
1980	Kenneth Lacy	17	361	21.2
1981	Nate Harris	11	206	18.7
1982	Benny May	9	168	18.7
1983	Johnny Horton	4	106	26.5
1984	Ronnie Kelley	6	125	20.8
1985	Ronnie Kelley	16	312	19.5
1986	Ronnie Kelley	14	278	19.9
1987	Erick Harrison	23	500	21.7
1988	Ron Beasley	22	485	22.0
1989	Willie Hill	22	501	22.8
1990	Chris Hughley	14	296	21.1
1991	Chris Hughley	9	190	21.1
1992	Marlo Fair	16	321	20.1
1993	Kenny Gunn	21	524	25.0
1994	Jason Jacoby	35	680	19.4
1995	Jason Jacoby	25	581	23.2
1996	Jason Jacoby	22	513	23.3
1997	Jason Jacoby	35	798	22.8
1998	John Mosley	16	355	22.2
1999	John Mosley	19	281	14.8
2000	Jorma Bailey	12	198	16.5
2001	Jermaine Landrum	20	379	19.0
2002	Sherman Steptoe	22	408	18.5
2003	Uril Parrish	19	453	23.8
2004	Ashlan Davis	37	1131	30.6
2005	Ashlan Davis	33	767	23.2
2006	Idris Moss	18	378	21.0
2007	Roy Roberts	21	507	24.1
2008	Damaris Johnson	54	1382	25.6
2009	Damaris Johnson	46	1131	24.6
2010	Damaris Johnson	34	904	26.6
2011	Trey Watts	20	482	24.1
2012	Trey Watts	21	586	27.9

Punt Return Leaders 1941-2012

(based on total return yards)

Year	Player	No	Yards	Avg
1941	Jim Vickers	11	132	12.0
1942	n/a	n/a	n/a	n/a
1943	Clyde LeForce	15	154	10.3
1944	Dean George	7	80	11.4
1945	Bob Smith	14	152	10.8
1946	Clyde LeForce	29	**413	14.2
1947	Pete Annex	16	151	9.4
1948	Len Makowski	8	84	10.5
1949	Dub Graves	15	254	16.9
1950	Dub Graves	13	139	10.7
1951	Dick Kercher	13	168	12.9
1952	Dick Kercher	4	47	11.8
1953	Bob Decker	4	84	21.0
1954	Bob Waugh	8	64	8.0
1955	Dick Hughes	9	184	20.4
1956	Dick Hughes	12	58	4.8
1957	David Laird	6	59	9.8
1958	Ronnie Morris	12	183	15.3
1959	Joe Cheap	7	97	13.9
1960	Joe Cheap	8	198	24.8
1961	Charlie Phillips	5	26	5.2
1962	Jeff Jordan	8	88	11.0
1963	Jeff Jordan	8	70	8.8
1964	Jeff Jordan	21	285	13.5
1965	Ken Parsons	27	191	7.1
1966	Harry Wood	15	56	3.7
1967	Doug Wyatt	18	229	12.7
1968	Doug Wyatt	7	83	11.8
1969	David Moss	15	207	13.8
1970	Ralph McGill	27	460	17.0
1971	Ralph McGill	28	285	10.4
1972	Danny Colbert	21	94	4.5
1973	Danny Colbert	19	292	15.4
1974	Freddie Carolina	17	153	9.0
1975	Kevin Black	11	49	4.5
1976	Cornell Webster	14	87	6.2
1977	Rickey Watts	10	78	7.8
1978	Mike Field	16	143	8.9
1979	Chuck Simmons	22	125	5.7
1980	Charles Caufield	23	170	7.4
1981	Brent Dennis	31	287	9.3
1982	Brent Dennis	22	257	11.7
1983	Tim Gordon	11	171	15.5
1984	Nate Harris	12	82	6.8
1985	Tim Gordon	13	100	7.7
1986	Charles Wright	18	158	8.8
1987	Marcus McVay	15	75	5.0
1988	Frank Cassano	22	171	7.8
1989	Frank Cassano	30	283	9.4
1990	Frank Cassano	38	366	9.6
1991	Chris Penn	21	152	7.2
1992	Gary Brown	13	87	6.7
1993	Chris Penn	15	134	8.9
1994	Jason Jacoby	8	52	6.5
1995	Jason Jacoby	9	91	10.1
1996	Spencer Braggs	25	199	8.0
1997	Spencer Braggs	17	97	5.7
1998	Spencer Braggs	15	146	9.7
1999	Spencer Braggs	16	125	7.8
2000	Donald Shoals	17	266	15.6
2001	Donald Shoals	12	83	6.9
2002	Jermaine Landrum	16	112	7.0
2003	Jermaine Landrum	28	296	10.6
2004	Jermaine Landrum	23	191	8.3
2005	Ashlan Davis	13	85	6.5
2006	Idris Moss	25	197	7.9
2007	Trae Johnson	11	109	9.9
2008	Trae Johnson	21	143	6.8
2009	Damaris Johnson	18	256	14.2
2010	Damaris Johnson	23	292	12.7
2011	J.D. Ratliff	9	36	4.0
2012	Trey Watts	22	154	7.0

**Led NCAA

INTRO

PLAYERS

STAFF

REVIEW

C-USA

OPPONENTS

HISTORY


RECORDS

Passing Leaders 1941-2012

(based on total passing yards)

Year	Player	Att	Com	Int	Pct	Yards	TD
1941	Glenn Dobbs	69	34	10	.493	507	-
1942	Glenn Dobbs	107	67	4	.626	1066	-
1943	Clyde LeForce	90	43	5	.478	557	8
1944	Perry Moss	77	45	6	.584	789	-
1945	Bob Smith	42	17	2	.407	307	-
1946	Clyde LeForce	125	61	7	.488	797	7
1947	Jim Finks	136	59	19	.434	1041	7
1948	Jim Finks	209	112	16	.536	1363	7
1949	Pete Annex	128	65	9	.508	980	12
1950	Ronnie Morris	128	61	12	.477	1014	9
1951	Ronnie Morris	136	74	11	.544	1268	5
1952	Ronnie Morris	139	78	6	.561	1442	18
1953	Bob Bohn	73	31	8	.425	445	2
1954	Mack Warren	104	39	10	.375	667	4
1955	Charlie Wynes	71	39	4	.549	476	3
1956	George Cagiola	48	25	1	.521	394	7
1957	George Cagiola	43	14	4	.326	239	1
1958	Jerry Keeling	99	50	11	.505	698	5
1959	Jerry Keeling	144	58	13	.403	752	6
1960	Jerry Keeling	161	81	14	.503	1018	10
1961	Ronnie Sine	94	44	8	.468	512	4
1962	Stu McBirmie	177	87	10	.492	1169	12
1963	Jerry Rhome	258	150	13	.581	1909	10
1964	Jerry Rhome	*326	224	4	.687	2870	32
1965	Billy Guy Anderson	*509	296	14	.582	*3464	30
1966	Greg Barton	235	133	14	.566	1673	13
1967	Mike Stripling	185	86	14	.465	1271	11
1968	Mike Stripling	347	164	15	.473	1968	8
1969	Rick Arrington	288	141	19	.489	1641	12
1970	John Dobbs	114	44	7	.386	664	4
1971	Todd Starks	263	156	19	.517	1687	8
1972	Todd Starks	170	78	16	.459	1201	8
1973	Joe McCulley	227	132	11	.581	1579	13
1974	Jeb Blount	260	142	13	.546	1831	15
1975	Jeb Blount	218	116	12	.532	1663	13
1976	Ron Hickerson	247	114	20	.461	1554	8
1977	Bill Blankenship	211	93	11	.441	1293	3
1978	Dave Rader	184	90	6	.474	1683	14
1979	Bill Blankenship	84	38	4	.452	627	4

ASHLAN DAVIS SET NCAA RECORDS FOR SINGLE-SEASON (5) AND CAREER (6) KICKOFF RETURNS FOR TOUCHDOWNS.



1980	Kenny Jackson	174	80	4	.460	1208	8
1981	Kenny Jackson	111	61	6	.550	806	3
1982	Skip Ast	102	45	4	.441	596	4
1983	Steve Gage	126	66	8	.524	876	5
1984	Richie Stephenson	138	70	5	.507	1134	7
1985	Steve Gage	141	78	8	.553	1069	4
1986	Steve Gage	137	57	15	.416	1090	8
1987	T.J. Rubley	313	159	17	.508	2058	12
1988	T.J. Rubley	374	182	20	.487	2497	17
1989	T.J. Rubley	308	155	6	.503	2292	22
1990	Gus Frerotte	216	97	10	.449	1066	5
1991	T.J. Rubley	260	148	9	.569	2054	18
1992	Gus Frerotte	249	116	11	.466	1467	6
1993	Gus Frerotte	383	214	15	.559	2871	21
1994	John Fitzgerald	255	136	14	.533	1409	5
1995	Troy DeGar	245	120	7	.490	1304	6
1996	Troy DeGar	219	97	6	.443	1336	9
1997	John Fitzgerald	256	139	13	.543	2003	9
1998	John Fitzgerald	226	131	6	.580	1457	10
1999	Josh Blankenship	235	119	15	.506	1416	7
2000	Josh Blankenship	379	196	11	.517	2507	9
2001	Josh Blankenship	230	128	6	.557	1350	5
2002	Tyler Gooch	348	190	8	.546	2100	17
2003	James Kilian	331	188	11	.568	2217	22
2004	James Kilian	337	184	16	.546	2247	13
2005	Paul Smith	364	227	6	.624	2847	20
2006	Paul Smith	350	233	9	.666	2727	15
2007	Paul Smith	544	327	19	.601	5065	47
2008	David Johnson	400	258	18	.645	4059	46
2009	G.J. Kinne	345	210	10	.609	2732	22
2010	G.J. Kinne	460	275	10	.598	3650	31
2011	G.J. Kinne	390	247	12	.633	3090	28
2012	Cody Green	419	228	11	.544	2592	17

**Led NCAA

Tulsa Team Records

All records listed are since the 1940 season unless otherwise indicated.

Rushing

- **Most Plays**

Game: 76 vs. Marquette, 1951
Season: 689, 2012 (14 games)

- **Most Net Yards**

Game: 554 vs. Wichita State, 1985
Season: 3752, 2008 (14 games)

- **Fewest Plays**

Game: 16 vs. Southwestern, 1943
Season: 270, 1965 (10 games)

- **Fewest Net Yards**

Game: -56 vs. Georgia Tech, 2003 (Humanitarian Bowl)
Season: 814, 1965 (10 games)

Passing

- **Most Attempts**

Game: 65 vs. Memphis State, 1965; Southern Illinois, 1965
Season: 564, 2007 (14 games)

- **Most Completions**

Game: 42 vs. Southern Illinois, 1965
Season: 336, 2007 (14 games)

- **Most Yards**

Game: 698 vs. Idaho State, 1967
Season: 5194, 2007 (14 games)

- **Most Touchdown Passes**

Game: 8 vs. Idaho State, 1967
Season: 49, 2007 (14 games)

- **Most Had Intercepted**

Game: 6 vs. Arkansas, 1947; Arkansas, 1963
Season: 32, 1969 (10 games)

- **Fewest Attempts**

Game: 3 vs. Houston, 1953
Season: 88, 1956 (10 games)

- **Fewest Completions**

Game: 1 vs. Indiana, 1945; Georgetown, 1948; Air Force, 1957;
Cincinnati, 1957; New Mexico State, 1982
Season: 31, 1957 (10 games)

- **Fewest Yards**

Game: 1 vs. McNeese State, 1979
Season: 511, 1957 (10 games)

- **Fewest Touchdown Passes**

Season: 2, 1957 (10 games)

- **Fewest Had Intercepted**

Season: 5, 1956 (10 games); 1980 (11 games)

- **Best Completion Percentage**

Game: .840 vs. UAB, 2008 (21 of 25); .825 vs. Indiana State, 2001 (33 of 40)
Season: .647, 1964 (10 games) (244 of 377)

Total Offense

- **Most Plays**

Game: 103 vs. SMU, 2012
Season: 1160, 2012 (14 games)

- **Most Yards**

Game: 798 vs. Idaho State, 1967; 791 vs. UTEP, 2008
Season: 7978, 2008 (14 games); 7615, 2007 (14 games)

- **Fewest Plays**

Game: 34 vs. Detroit, 1946
Season: 536, 1944 (9 games)

- **Fewest Yards**

Game: 50 vs. Oklahoma, 1987
Season: 2061, 1957 (10 games)

First Downs

- **Most First Downs**

Game: 39, vs. Idaho State, 1967
Season: 391, 2008 (14 games); 377, 2007 (14 games)

- **Most Rushing**

Game: 28 vs. Wichita State, 1985
Season: 194, 1985 (11 games)

- **Most Passing**

Game: 30, Idaho State, 1967
Season: 220, 2007 (14 games)

- **Most By Penalty**

Game: 5 vs. New Mexico State, 1946; West Texas State, 1976; New Mexico State, 1978; Memphis, 1994; UTEP, 1999; Fresno State, 2000; Boise State, 2002
Season: 27, 1977 (11 games); 2012 (14 games)

- **Fewest First Downs**

Game: 2 vs. Texas Christian, 1941
Season: 105, 1957 (10 games)

- **Fewest Rushing**

Game: 0 vs. Oklahoma, 1987
Season: 54, 1957 (10 games)

- **Fewest Passing**

Season: 23, 1957 (10 games)

- **Fewest By Penalty**

Season: 2, 1949 (11 games)

Punt Returns

- **Most Returns**

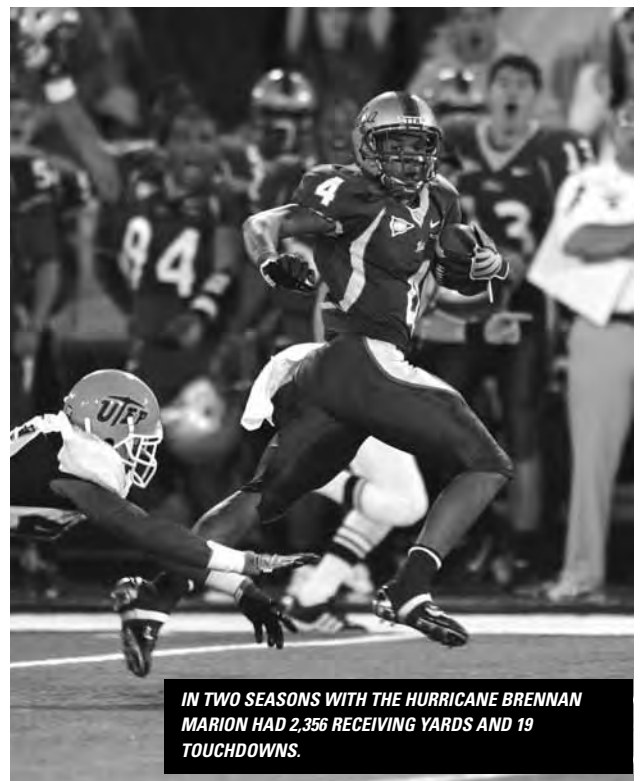
Game: 9 vs. Tampa, 1967; Indiana, 1945
Season: 49, 1945 (10 games)

- **Most Return Yards**

Game: 335 vs. Creighton, 1940
Season: 751, 1942 (10 games)

- **Best Return Average**

Season: 17.4, 1960 (10 games)



IN TWO SEASONS WITH THE HURRICANE BRENNAN MARION HAD 2,356 RECEIVING YARDS AND 19 TOUCHDOWNS.

INTRO

PLAYERS

STAFF

REVIEW

C-USA

OPPONENTS

HISTORY

RECORDS

- **Fewest Returns**

Season: 12, 1952 (10 games)

- **Fewest Return Yards**

Season: 63, 1961 (10 games)

- **Lowest Return Average**

Season: 3.8 on 30 returns, 1966 (10 games)

Kickoff Returns

- **Most Returns**

Game: 12 vs. Houston, 1966; Houston, 1988

Season: 64, 2008 (14 games)

- **Most Return Yards**

Game: 247 vs. Iowa PreFlight, 1944

Season: 1577, 2008 (14 games)

- **Best Return Average**

Season: 26.6, 2012 (14 games)

- **Fewest Returns**

Season: 16, 1956 (10 games)

- **Fewest Return Yards**

Season: 252, 1942 (10 games)

- **Lowest Return Average**

Season: 14.2, 1970 (10 games)

Punting

- **Most Punts**

Game: 15 vs. Texas Tech, 1942 (Sun Bowl)

Season: 80, 2012 (14 games)

- **Most Yards**

Game: 661 vs. Memphis, 1994

Season: 3182, 1978 (11 games)

- **Best Average**

Season: 46.5, 1975 (11 games); minimum 30 punts

Pass Interceptions

- **Most Interceptions**

Game: 7 vs. Wichita State, 1966; Arkansas, 1943; Miami, 1944; Hardin Simmons, 1956

Season: 29, 1942 (10 games)

- **Most Yards**

Game: 160 vs. Hawaii, 2010 (5 interceptions)

Season: 529, 1982 (11 games)

- **Fewest Interceptions**

Season: 5, 1955 (10 games); 1997 (11 games)

- **Fewest Yards**

Season: 13, 2001 (11 games)

Penalties Against

- **Most Penalties**

Game: 17 vs. Kansas State, 1951

Season: 112, 1951 (11 games)

- **Most Yards**

Game: 171 vs. Cincinnati, 1971

Season: 1086, 1950 (11 games)

- **Fewest Penalties**

Game: 0 vs. Oklahoma State, 1955; Louisiana Tech, 1986; Ball State, 2008; UCF, 2011; UCF (2012 (1st game)

Season: 41, 1959 (9 games); 1960 (10 games)

- **Fewest Yards**

Game: 0 vs. Oklahoma State, 1955; Louisiana Tech, 1986; Ball State, 2008; UCF, 2011; UCF, 2012 (1st game)

Season: 331, 1959 (10 games)



Fumbles By Tulsa

- **Most Fumbles**

Game: 11 vs. Oklahoma State, 1983

Season: 64, 1976 (11 games)

- **Most Fumbles Lost**

Game: 7 vs. Arkansas, 1974

Season: 37, 1976 (11 games)

- **Fewest Fumbles**

Season: 16, 1944 (9 games); 1992 (11 games)

- **Fewest Fumbles Lost**

Season: 6, 1944 (9 games); 2001 (11 games)

Scoring

- **Most Points**

Game: 84 vs. Waco AFB, 1942; pre-1940, 152 vs. Oklahoma Baptist, 1919

Season: 661, 2008 (14 games); pre-1940, 621, 1920 (11 games)

- **Most Touchdowns**

Game: 12 vs. Waco AFB, 1942

Season: 90, 2008 (14 games); 79, 2007 (14 games)

- **Most Conversions Made**

Game: 11 vs. Tampa, 1967

Season: 87, 2008 (14 games); 75, 2007 (14 games)

- **Most Rushing Conversions Made**

Game: 1, several times (latest 2008)

Season: 2, 1958 (10 games); 1959 (9 games); 1993 (11 games); 1994 (11 games)

- **Most Passing Conversions Made**

Game: 3 vs. Oklahoma State, 1963; Houston, 1964

Season: 9, 1963 (10 games); 1964 (11 games)

- **Most Kicking Conversions Made**

Game: 11 vs. Tampa, 1967

Season: 86, 2008 (14 games)

- **Most Field Goals Made**

Game: 5 vs. Iowa, 1989

Season: 21, 1982 (11 games)

- **Most Safeties**

Game: 1, several times (latest 2007)

Season: 3, 1976 (11 games)

- **Fewest Points**

Season: 91, 1961 (10 games)

- **Fewest Touchdowns**

Season: 14, 1961 (10 games)

Tulsa Individual Records

Rushing

- **Most Carries**
Game: 46, Ron Jackson vs. San Diego State, 1991 (Freedom Bowl)
Season: 267, Chris Hughley, 1991 (10 games)
Career: 623, Tarrion Adams, 2005-08 (50 games)
- **Most Yards**
Game: 323, Tarrion Adams vs. Tulane, 2008
Season: 1523, Tarrion Adams, 2008 (14 games)
Career: 3651, Tarrion Adams, 2005-08, (50 games)
- **Best Average**
Game: 15.3, Howard Waugh vs. Houston, 1951 (Min. 10 att.)
Season: 8.73, Howard Waugh, 1952 (10 games) (Min 100 att.)
Career: 7.36, Howard Waugh, 1950-52 (26 games)

Passing

- **Most Attempts**
Game: 65, Billy Guy Anderson vs. Memphis State, 1965; Billy Guy Anderson vs. Southern Illinois, 1965
Season: 534, Paul Smith, 2007 (14 games)
Career: 1336, T.J. Rubley, 1987-91 (47 games)
- **Most Completions**
Game: 42, Billy Guy Anderson vs. Southern Illinois, 1965
Season: 327, Paul Smith, 2007 (14 games)
Career: 808, Paul Smith, 2004-07 (48 games)
- **Most Yards**
Game: 502, Billy Guy Anderson vs. Colorado State, 1965
Season: 5065, Paul Smith, 2007 (14 games)
Career: 10936, Paul Smith, 2003-07 (48 games)
- **Most Touchdown Passes**
Game: 7, Jerry Rhome vs. Louisville, 1964
Season: 47, Paul Smith, 2007 (14 games)
Career: 83, Paul Smith, 2003-07 (48 games)
- **Most Interceptions**
Game: 6, Jim Finks vs. Arkansas (47 games)
Season: 20, Ron Hickerson, 1976 (9 games); T.J. Rubley, 1988 (11 games)
Career: 54, T.J. Rubley, 1987-91 (47 games)
- **Fewest Interceptions**
Season: 1, Tad Jones, 1994 (Min. 100 attempts), 66-103
Career: 9, David Rader, 1976-78 (20 games) (Min. 100 attempts per season)
- **Best Completion Percentage**
Game: 1.000, Glenn Dobbs vs. Washington (Mo.), 1942 (10-10, 107 yards)
Season: .687, Jerry Rhome, 1964 (10 games); 224-326, 2870 yds.
Career: .640, J. Rhome, 1963-64 (20 games); 374-584, 4779 yds.
- **Consecutive Passes Completed**
15, Billy Guy Anderson vs. Colorado State, 1965
- **Consecutive Passes Without an Interception**
198, Jerry Rhome, 1964 (6 games)

Receiving

- **Most Receptions**
Game: 20, Rick Eber vs. Idaho State, 1967
Season: 134, Howard Twilley, 1965 (10 games)
Career: 261, Howard Twilley, 1963-65 (30 games)
- **Most Yards**
Game: 322, Rick Eber vs. Idaho State, 1967
Season: 1779, Howard Twilley, 1965 (10 games)
Career: 3343, Howard Twilley, 1963-65 (30 games)
- **Most Touchdown Receptions**
Game: 5, Howard Twilley vs. Louisville, 1965; Steve Largent vs. Drake, 1974
Season: 16, Howard Twilley, 1965 (10 games); Dan Bitson, 1989 (11 games)
Career: 32, Howard Twilley, 1963-65 (30 games); Steve Largent, 1973-75 (33 games)

Total Offense

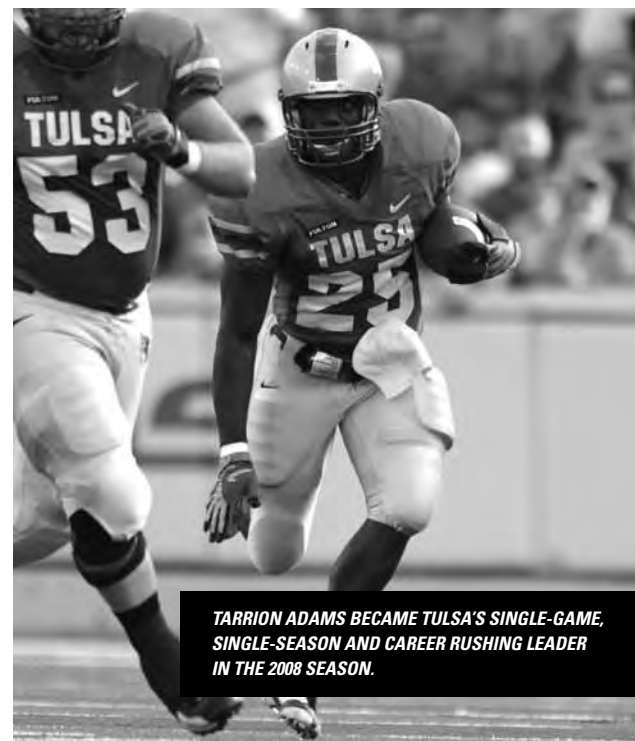
- **Most Plays**
Game: 76, Mike Stripling vs. Memphis State, 1968
Season: 649, Paul Smith, 2007 (14 games)
Career: 1620, Paul Smith, 2003-07 (48 games)
- **Most Yards**
Game: 504, Jerry Rhome vs. Oklahoma State, 1964
Season: 5173, Paul Smith, 2007 (14 games)
Career: 11591, Paul Smith, 2003-07 (48 games)
- **Average Plays Per Game**
Season: 58.0, Billy Guy Anderson, 1965 (10 games)
Career: 40.3, Jerry Rhome 1963-64 (20 games)

Punting

- **Most Punts**
Game: 14, Eddie Hare vs. Arkansas, 1978 (41.3 avg.); Mark DeLozier vs. Memphis, 1994 (47.2 avg.)
Season: 77, Cole Way, 2012 (14 games); 75, Cort Moffitt, 2002 (12 games)
Career: 230, Danny Phelps, 1987-90 (44 games)
- **Best Average**
Game: 65.2, Glenn Dobbs vs. Oklahoma, 1942
Season: 46.5, Rick Engles, 1975 (36 punts in 11 games)
Career: 42.5, Michael Such, 2007-10 (170 punts in 49 games)

Punt Returns

- **Most Returns**
Game: 8, Freddie Carolina vs. Wichita State, 1974
Season: 38, Frank Cassano, 1990 (11 games)
Career: 75, Jermaine Landrum, 2001-04 (48 games)
- **Most Yards**
Game: 152, Len Makowski vs. McMurry, 1949 (3 returns)
Season: 460, Ralph McGill, 1970 (27 returns in 10 games)
Career: 820, Frank Cassano, 1987-90 (90 returns in 33 games)



TARRION ADAMS BECAME TULSA'S SINGLE-GAME, SINGLE-SEASON AND CAREER RUSHING LEADER IN THE 2008 SEASON.

INTRO

PLAYERS

STAFF

REVIEW

C-USA

OPPONENTS

HISTORY

RECORDS

Kickoff Returns

• Most Returns

Game: 9, Damaris Johnson vs. Houston, 2008
Season: 54, Damaris Johnson, 2008 (14 games)
Career: 134, Damaris Johnson, 2008-present (39 games)

• Most Return Yards

Game: 211, Damaris Johnson vs. UTEP, 2008
Season: 1382, Damaris Johnson, 2008 (14 games)
Career: 3417, Damaris Johnson, 2008-present (39 games)

• Most Touchdowns

Game: 1, several players (Trey Watts, 2012)
Season: 5, Ashlan Davis, 2004 (12 games)
Career: 6, Ashlan Davis, 2004-05 (23 games)

• Best Average

Game: 51.3, Freddie Carolina vs. Tampa, 1974 (3 for 154 yards)
Season: 33.8, J.R. Boone, 1947 (10 games)
Career: 27.1, Ashlan Davis, 2004-05 (23 games)

Interceptions

• Most Interceptions

Game: 3, several players (latest Michael LeDet, UTEP, 2004)
Season: 8, Nate Harris, 1984 (11 games)
Career: 18 Dexter McCoil, 2009-12 (51 games); 13, Jeff Jordan, 1962-64 (30 games); Nate Harris, 1980-84 (33 games);

• Most Yards

Game: 117, Jeff Jordan vs. Memphis State, 1963
Season: 210, Richard Morgan, 1940 (10 games)
Career: 276, Jeff Jordan, 1962-64 (30 games)

Scoring

• Most Points

Game: 36, Howard Twilley vs. Louisville, 1965
Season: 150, Dexter McCoil, 2012 (14 games)
Career: 299, Kevin Fitzpatrick, 2008-11 (48 games)

• Most Touchdowns

Game: 5, Steve Largent vs. Drake, 1974; Howard Twilley vs. Louisville, 1965
Season: 25, Alex Singleton, 2012 (14 games)
Career: 44 (43 rushing, 1 receiving), 2009-12 (41 games)

Most Touchdowns Receiving

Game: 5, Steve Largent vs. Drake, 1974; Howard Twilley vs. Louisville, 1965
Season: 16, Howard Twilley, 1965 (11 games); Dan Bitson, 1989 (11 games)
Career: 32, Howard Twilley, 1963-65 (30 games); Steve Largent, 1973-75 (33 games)

Most Touchdowns Rushing

Game: 4, Ron Jackson vs. San Diego State, 1991
Season: 25, Alex Singleton, 2009-12 (41 games)
Career: 43, Alex Singleton, 2009-12 (41 games)

• Most PATs Made

Game: 10, Clyde LeForce vs. Waco AFB, 1942
Season: 78, Jarod Tracy, 2008 (14 games)
Career: 202, Jarod Tracy, 2004-08 (46 games)

• Most Field Goals

Game: 5, David Fuess vs. Iowa, 1989
Season: 21, Stu Crum, 1982 (11 games)
Career: 53, Jason Staurovsky, 1981, 8385 (42 games)

• Most PAT Attempts

Game: 12, Clyde LeForce vs. Waco AFB, 1942
Season: 80, Jarod Tracy, 2008 (14 games)
Career: 209, Jarod Tracy, 2004-08 (202-of-209 made)

• Best PAT Percentage

Season: 1.000, 10 times (latest Brad DeVault, 33-33, 10 games, 2004)
Career: .992, Stu Crum, 1978-80, 82 (119 of 120)

• Most Two-Point PAT Receiving

Game: 3, Howard Twilley vs. Houston, 1964
Season: 6, Howard Twilley, 1964 (10 games)
Career: 12, Howard Twilley, 1963-65 (30 games)

• Most Two-Point PAT Rushing

Season: 1, several tied
Career: 2, several tied

Tackles/Fumble Recoveries

• Most Tackles

Season: 165, Chris Chamberlain, 2007 (14 games)
Career: 413, Nelson Coleman, 2003-07

• Most Unassisted

Season: 101, Chris Chamberlain, 2007 (14 games)
Career: 227, Michael White, 1987-91

• Most Assisted

Season: 85, John Brown, 1978 (11 games)
Career: 184, Robert Tennon, 1976-80

• Most Tackles For Loss Yards

Season: 22, Alain Karatepeyan 2007 (14 games)
Career: 40, Don Blackmon, 1976-80; Sam Rayburn, 1999-02; 37, Shawn Jackson, 2010-present

• Most Yardage Lost Caused

Season: 134, Don Blackmon, 1978 (11 games)
Career: 239, Don Blackmon, 1976-80

• Most Quarterback Sacks

Season: 12, Salifu Abudulai, 1996 (11 games); 11.5, Jared St. John, 2012 (14 games)
Career: 20, Dennis Byrd, 1985-88; Sedic Clark, 1992-95; 18, Shawn Jackson, 2012 (14 games)

• Most Sack Yardage

Season: 76, Salifu Abudulai, 1996 (11 games); 75, Jared St. John, 2012 (14 games)
Career: 152, Sedic Clark, 1992-95

• Fumble Recoveries

Season: 5, Kelly Beesley, 1981 (11 games)
Career: 6, George Gilbert, 1978-81

Coaching

• Most Victories

Season: 11, Todd Graham, 2008 (14 games); Bill Blankenship, 2012 (14 games)
Career: 70, Elmer Henderson, 1935-45 (100 games)

• Best Win Percentage

Season: 1.000, Sam McBirney, 1916 (10 games)
Career: .862, Francis Schmidt, 1919-21 (29 games)

• Fewest Victories

Season: 0, Hal Medford, 0-8-1 (1917); Bernie Witucki, 0-11 games (1954)
Career: 0, Fred Taylor, 1899 (1 game); Hal Medford, 1917 (9 games)

• Most Losses

Season: 11, Bernie Witucki, 1954 (11 games); Keith Burns, 2002 (12 games)
Career: 74, Dave Rader, 1988-99 (123 games)

Opponent Team Records

Rushing

- **Most Plays**
Game: 94, Wake Forest, 1970
Season: 623, 1977 (11 games)
- **Most Net Yards**
Game: 555, Houston, 1968
Season: 3408, 1997 (11 games)
- **Best Average**
Plays Per Game: 56.6, 1977 (11 games)
Gain Per Game: 309.8, 1997 (11 games)
- **Fewest Plays**
Game: 11, Hawaii, 2002
Season: 249, 1944 (9 games)
- **Fewest Net Yards**
Game: -46, Arizona, 1958
Season: 737, 1944 (9 games)
- **Lowest Average**
Plays Per Game: 27.7, 1944 (9 games)
Gain Per Game: 81.9, 1944 (9 games)

Passing

- **Most Attempts**
Game: 67, Rice, 2007
Season: 486, 2007 (14 games)
- **Most Completions**
Game: 42, North Texas State, 1982
Season: 292, 2007 (14 games)
- **Most Yards**
Game: 541, Rice, 2007
Season: 3733, 2007 (14 games)
- **Most Touchdown Passes**
Game: 6, Houston, 2008; Houston, 2011
Season: 32, 2008 (14 games)
- **Most Had Intercepted**
Game: 7, four times, latest Wichita State, 1966
Season: 29, 1942, 10 games
- **Fewest Attempts**
Game: 2, Cincinnati, 1952
Season: 123, 1955 (10 games)
- **Fewest Completions**
Game: 0, Waco AFB, 1942; Kansas State, 1954
Season: 36, 1945 (10 games)
- **Fewest Yards**
Game: 2, West Texas State, 1945
Season: 648, 1942 (10 games)
- **Fewest Touchdown Passes**
Season: 3, 1942 (10 games); 1978 (11 games)
- **Fewest Had Intercepted**
Season: 5, 1955 (10 games); 1997 (11 games)

Total Offense

- **Most Plays**
Game: 104, Rice, 2007
Season: 1072, 2007 (14 games)
- **Most Yards**
Game: 762, Houston, 1968
Season: 6326, 2007 (14 games)
- **Most Yards Per Game**
Season: 492.2, 1977 (11 games)

- **Fewest Plays**
Game: 37, three times, latest Arkansas, 1955
Season: 436, 1944 (9 games)
- **Fewest Yards**
Game: 26, Waco AFB, 1942
Season: 1487, 1942 (10 games)
- **Fewest Yards Per Game**
Season: 148.7, 1942 (10 games)

First Downs

- **Most First Downs**
Game: 38, Rice, 2007
Season: 272, 2002 (12 games)
- **Most Rushing**
Game: 30, West Texas State, 1977
Season: 172, 1997 (11 games)
- **Most Passing**
Game: 22, Hawaii, 2002; Houston, 2011
Season: 168, 2007 (14 games)
- **Most By Penalty**
Game: 7, Cincinnati, 1967
Season: 44, 1951 (11 games)
- **Fewest First Downs**
Game: 0, Randolph AFB, 1942
Season: 55, 1944 (11 games)
- **Fewest Rushing**
Game: 0, five times, latest Louisville, 1964
Season: 22, 1964 (9 games)
- **Fewest Passing**
Game: 0, Memphis State, 1972
Season: 18, 1945 (10 games)
- **Fewest By Penalty**
Season: 2, 1955 (10 games)

Punting

- **Most Punts**
Game: 15, Texas Tech, 1943
Season: 92, 1941 (9 games)
- **Best Average**
Game: 52.0, Cincinnati, 1994 (2 punts)
Season: 41.8, 1998 (11 games)
- **Fewest Punts**
Season: 38, 2002 (12 games)
- **Most Had Blocked**
Season: 4, 1944 (9 games)

Punt Returns

- **Most Returns**
Game: 11, Memphis, 1994
Season: 49, 1947 (10 games)
- **Most Yards**
Game: 199, Houston, 1966
Season: 567, 2002 (12 games)
- **Fewest Returns**
Season: 10, 1983 (11 games)
- **Fewest Yards**
Season: 29, 2010 (13 games)
- **Lowest Average**
Season: 1.5, 2010 (13 games)

INTRO

PLAYERS

STAFF

REVIEW

C-USA

OPPONENTS

HISTORY

RECORDS

Kickoff Returns

- **Most Returns**
Game: 13, Waco AFB, 1942
Season: 94, 2008 (14 games)
- **Most Yards**
Game: 233, Southern Illinois, 1964
Season: 1927, 2008 (14 games)
- **Fewest Returns**
Season: 14, 1955 (10 games)
- **Fewest Yards**
Season: 283, 1955 (10 games)

Pass Interceptions

- **Most Interceptions**
Game: 6, Arkansas, 1947 and 1963
Season: 24, 1949 (11 games); 1967 (10 games)
- **Most Yards**
Game: 134, New Mexico State, 1960; Florida State, 1985
Season: 423, 2008 (14 games)
- **Fewest Interceptions**
Season: 5, 1956 (10 games); 1980 (11 games)
- **Fewest Yards**
Season: 36, 2002 (12 games)

Penalties Against

- **Most Penalties**
Game: 17, Wichita State, 1955
Season: 105, 2000 (12 games)
- **Most Yards**
Game: 155, Wichita State, 1955
Season: 898, 2002 (12 games)
- **Fewest Penalties**
Game: 1, nine times, latest TCU, 1998
Season: 36, 1959 (10 games)
- **Fewest Yards**
Game: 5, Texas Tech, 1959; Houston, 1960; Louisiana Tech, 1986; New Mexico, 1986; TCU, 1998
Season: 313, 1941 (9 games)

Fumbles By Opponents

- **Most Fumbles**
Game: 11, Virginia Tech, 1976
Season: 54, 1974 (11 games)
- **Most Fumbles Lost**
Game: 7, Oklahoma State, 1952
Season: 29, 1974 (11 games)
- **Fewest Fumbles**
Season: 2, 1942 (10 games)
- **Fewest Fumbles Lost**
Season: 2, 1942 (10 games)

Scoring

- **Most Points**
Game: 100, Houston, 1968
Season: 467, 2007 (14 games)
- **Most Touchdowns**
Game: 13, Houston, 1968
Season: 60, 2007 (12 games)
- **Most Conversions Made**
Game: 13, Houston, 1968
Season: 52, 2007 (14 games)

- **Most Field Goals Made**
Game: 4, Arkansas, 1984; Kansas, 1992; Iowa, 1993; Oklahoma State, 2010
Season: 20, 1992 (11 games)
- **Most Safeties**
Game: 2, Arkansas State, 1978
Season: 2, 1968 (10 games); 1978 (11 games); 2004 (12 games)
- **Most Rushing Conversions Made**
Game: 2, West Texas State, 1977
Season: 2, 1958 (10 games); 1959 (9 games); 1977 (11 games); 1992 (11 games); 1993 (11 games)
- **Most Passing Conversions Made**
Game: 2, Toledo, 1964
Season: 3, five times, latest 1978
- **Fewest Points**
Season: 32, 10 games, 1942
- **Fewest Touchdowns**
Season: 5, 1942 (10 games)

Game Streaks

- **Most Consecutive Games Without a Loss:**
23 (Sept. 27, 1919 to Oct. 15, 1921)
- **Most Consecutive Wins:**
11 (Nov. 19, 1921 to Nov. 30, 1922)
11 (Jan. 1, 1942 to Nov. 26, 1942)
- **Most Consecutive Home Games Without a Loss:**
18 (Nov. 2, 1963 to Nov. 11, 1967)
18 (Nov. 11, 1944 to Oct. 4, 1947)
- **Most Consecutive Road Games Without a Loss:**
11, including one tie game. (Oct. 23, 1914 to Oct. 20, 1917)
- **Most Road Wins in a Season:**
5 (1914, 1982 and 2005)
- **Most Road Losses in a Season:**
6 (1954, 1969, 1977, 1988 and 2002)
- **Most Home Wins in a Season:**
8 (1920)
- **Most Home Losses in a Season:**
5 (1954, 1999, 2001 and 2002)
- **Most Consecutive Losses:**
17 (Sept. 22, 2001 to Oct. 19, 2002)
- **Consecutive Shutouts:**
6 (1942)
5 (1913, 1920-21; last 4 games of 1920, first game of 1921)
4 (1926)
- **Most Shutouts in a Season:**
5 (1913, 1914, 1916, 1919, 1926, 1928, 1932)
- **Most Overtime Games in a Season:**
2 (2004)

Miscellaneous Statistics

- **Biggest Win Margin:**
151 (Tulsa 151, NE Oklahoma A&M 0 • Sept. 29, 1920)
- **Biggest Loss Margin:**
94 (Houston 100, Tulsa 6 • Nov. 23, 1968)
- **Most Points For:**
151 (Tulsa 151, NE Oklahoma A&M 0 • Sept. 29, 1920)
- **Most Points Against:**
100 (Houston 100, Tulsa 6 • Nov. 23, 1968)
- **Biggest Bowl Game Margin:**
56 (Tulsa 63, Bowling Green 7 • Jan. 6, 2008 • GMAC Bowl)

Longest Plays 1940-2012

Rushing

93	Solomon White vs. UNLV	1994	(TD)
89	Camp Wilson vs. SW Texas State	1944	(TD)
87	Thomas Bailey vs. Houston	1974	(TD)
83	Jim Finks vs. West Texas State	1947	(TD)
83	Jack Crockett vs. Hawaii	1951	(TD)
83	Jake Roberts vs. Wichita State	1952	(TD)
82	Ja'Terian Douglas vs. Marshall	2011	
81	Ja'Terian Douglas vs. UTEP	2012	
80	Eric Richardson vs. Louisiana Tech	2003	(TD)
80	Ja'Terian Douglas vs. Oklahoma State	2011	(TD)

Passing

99	Troy DeGar to Wes Caswell vs. Oklahoma	1996	(TD)
98	Jerry Rhome to Jeff Jordan vs. Wichita State	1963	(TD)
97	David Johnson to Brennan Marion vs. UTEP	2008	(TD)
89	Billy Guy Anderson to Howard Twilley vs. Memphis	1965	(TD)
85	Jerry Keeling to Bill Gary vs. Wichita State	1960	(TD)
81	Dave Rader to Rickey Watts vs. West Texas State	1978	(TD)
81	Frank Cassano to Dan Bitson vs. Iowa	1989	(TD)
80	Jerry Keeling to Bobby McGoffin vs. OSU	1960	(TD)
80	James Kilian to Romby Bryant vs. Boise State	2003	(TD)
79	Skip Ast to Keith Estes vs. Oklahoma State	1982	(TD)
78	Steve Gage to Ronnie Kelley vs. Southern Illinois	1984	(TD)
78	Steve Gage to Eric Brown vs. Tenn. Tech	1986	(TD)
78	Gus Frerotte to Chris Penn vs. Southern Miss	1993	(TD)
78	Josh Blankenship to Corey Brown vs. No. Carolina	2000	(TD)
78	Tyler Gooch to Jermaine Landrum vs. Baylor	2002	(TD)
76	Josh Blankenship to Donald Shoals vs. NMSU	2000	(TD)
75	T.J. Rubley to Dan Bitson vs. Arkansas	1988	(TD)
75	G.J. Kinne to Willie Carter vs. East Carolina	2010	(TD)
74	Bill Blankenship to Reno Hutchens vs. Louisville	1979	(TD)
74	Cody Green to Thomas Roberson vs. Tulane	2012	(TD)
73	Josh Blankenship to Corey Brown vs. Texas A&M	1999	
73	Steve Gage to Ronnie Kelley vs. Oklahoma State	1986	(TD)
73	David Johnson to Charles Clay vs. UAB	2008	
71	Gus Frerotte to Gary Brown vs. UTEP	1992	(TD)

Punting

87	Ken Duncan vs. Wichita State	1969	
87	Glenn Dobbs vs. Oklahoma	1942	
83	Michael Such vs. Memphis	2009	
79	Glenn Dobbs vs. Washburn	1940	
79	Casey Lipscomb vs. Rice	2000	
78	Glenn Dobbs vs. Drake	1942	
77	Glenn Dobbs vs. Creighton	1940	
77	Eddie Hare vs. Arkansas	1976	
75	Eddie Hare vs. Southwestern Louisiana	1978	
74	Michael Such vs. Oklahoma State	2010	
72	Cort Moffitt vs. Boise State	2003	

Kick-off Returns

100	Jim Stewart vs. Virginia Tech	1976	(TD)
100	Jason Jacoby vs. UNLV	1994	(TD)
100	Jason Jacoby vs. Brigham Young	1995	(TD)
100	Ashlan Davis vs. Boise State	2004	(TD)
98	Clyde LeForce vs. Oklahoma State	1946	(TD)
98	J. R. Boone vs. Drake	1947	(TD)
98	Dick Hughes vs. Texas Tech	1954	(TD)
98	Ralph McGill vs. West Texas State	1971	(TD)
98	Alvin Simpkins vs. Cincinnati	1978	(TD)
98	Uriil Parrish vs. Arkansas State	2003	
96	Ashlan Davis vs. SMU	2004	(TD)
96	Ashlan Davis vs. Rice	2005	(TD)
95	Trey Watts vs. Marshall	2012	(TD)
94	Denver Grigsby vs. Bradley	1949	(TD)

94	Ashlan Davis vs. Nevada	2004	(TD)
94	Damaris Johnson vs. UTEP	2008	(TD)
94	Damaris Johnson vs. Rice	2010	(TD)
94	Trey Watts vs. UTEP	2011	(TD)
91	Roy Roberts vs. Tulane	2007	(TD)
91	John Mosley vs. Air Force	1998	(TD)

Punt Returns

97	Ralph McGill vs. Idaho	1970	(TD)
95*	Danny Colbert vs. New Mexico State	1973	(TD)
93	Clyde LeForce vs. Detroit	1946	(TD)
89	Malcolm Strow vs. St. Louis	1941	(TD)
88	Clyde LeForce vs. Baylor	1946	(TD)
86	Ralph McGill vs. Wichita State	1970	(TD)
84	Jeff Jordan vs. Southern Illinois	1964	(TD)
81	Sean Yoder vs. Rice	2002	

**blocked field goal*

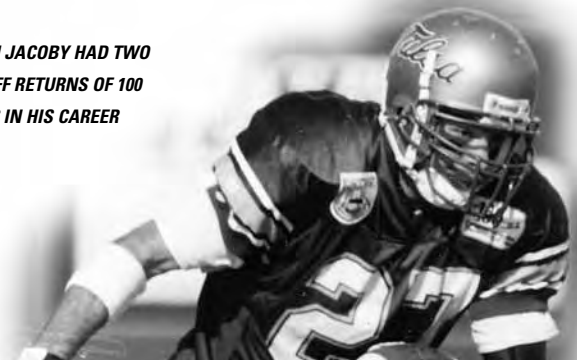
Field Goals

58	Stu Crum vs. Southern Illinois	1980	
57	Stu Crum vs. Oklahoma State	1982	
57	Steve Cox vs. Arkansas	1977	
56	Jason Staurovsky vs. Southern Illinois	1984	
55	Jason Staurovsky vs. Northwestern Louisiana	1983	
54	James Anderson vs. Cincinnati	1997	
53	Eric Lange vs. Houston	1992	
53	James Anderson vs. Utah	1996	
52	Steve Cox vs. Northeast Louisiana	1977	
52	Jason Staurovsky vs. San Diego State	1983	
52	Brad DeVault vs. Oklahoma	2005	
52	Kevin Fitzpatrick vs. Rice	2011	
52	Kevin Fitzpatrick vs. Houston	2011	
51	Kevin Fitzpatrick vs. East Carolina	2009	
51	Kevin Fitzpatrick vs. Houston	2011	
50	Stu Crum vs. Louisville	1978	
50	Stu Crum vs. Kansas State	1979	
50	Stu Crum vs. Southern Illinois	1980	
50	Stu Crum vs. Indiana State	1982	
50	Jason Staurovsky vs. West Texas State	1985	
50	Jarod Tracy vs. Tulane	2006	

Interception Returns

97	Jeff Jordan vs. Memphis	1963	(TD)
85	Richard Morgan vs. Creighton	1940	(TD)
85	Russ Frizzell vs. Drake	1946	(TD)
81	Marco Nelson vs. Oklahoma State	2010	(TD)
74	Barry Minter vs. Southern Mississippi	1992	(TD)
74	Dexter McCoil vs. North Texas	2011	(TD)
71	Carlous Smith vs. Wyoming	1995	(TD)
68	Albert Myres vs. Illinois State	1983	
67	Timmy Gibbs vs. Indiana State	1982	(TD)
66	Shawn Jackson vs. Notre Dame	2010	(TD)
65	Gary Schoolcraft vs. Oklahoma State	1957	(TD)
64	Mike Haenszel vs. Houston	1993	(TD)
63	Ashon Farley vs. UTEP	1999	(TD)
60	Bob Babich vs. North Texas	1982	(TD)
60	Nate Harris vs. Texas Tech	1984	

**JASON JACOBY HAD TWO
KICKOFF RETURNS OF 100
YARDS IN HIS CAREER**



INTRO

PLAYERS

STAFF

REVIEW

C-USA

OPPONENTS

HISTORY

RECORDS

Hurricane 100-Yard Receivers

Following is a list of every Hurricane player who had 100 or more yards receiving in a single game between 1949 and 2012. **Bold** indicates player on current roster.

Yds	Player	Year	Game	Rec
322	Rick Eber	1967	Idaho State	20
318	Harry Wood	1967	Idaho State	13
271	Donald Shoals	2000	New Mexico State	11
267	Howard Twilley	1965	Memphis	16
259	Chris Penn	1993	East Carolina	16
244	Brennan Marion	2007	Rice	7
242	Howard Twilley	1965	Southern Illinois	18
238	Dan Bitson	1989	Bowling Green	10
237	Dan Bitson	1988	Colorado State	6
235	Dan Bitson	1989	Iowa	14
233	Brennan Marion	2008	UTEP	6
230	Howard Twilley	1965	Louisville	15
226	Howard Twilley	1965	Cincinnati	14
224	Chris Penn	1993	Southern Miss	11
219	Neal Sweeney	1966	North Texas	14
217	Howard Twilley	1964	Oklahoma State	15
214	Howard Twilley	1965	Colorado State	19
211	Chris Penn	1993	Houston	11
204	John Simmons	1962	Houston	12
196	Damaris Johnson	2009	Southern Miss	17
195	Rick Eber	1967	Louisville	11
194	Wes Caswell	1996	Oklahoma	7
188	Chris Penn	1991	Memphis	7
184	Chris Penn	1993	Memphis	14
183	Harry Wood	1968	Arkansas	11
179	Neal Sweeney	1965	Cincinnati	14
176	Dan Bitson	1988	Arkansas	9
173	Steve Largent	1974	Wichita State	4
173	Willie Carter	2011	SMU	13
171	Donald Shoals	2000	Fresno State	13
171	Brennan Marion	2007	BYU	3
170	Steve Largent	1973	West Texas State	7
166	Brent Roberts	1966	Louisville	11
166	Romby Bryant	2002	San Jose State	10
164	Jim Butler	1969	Memphis	14
164	Wes Caswell	1998	SW Missouri State	8
163	Damaris Johnson	2010	Rice	8
162	Steve Largent	1975	Indiana State	5
162	Donald Shoals	2001	UTEP	7
161	John Simmons	1963	Cincinnati	13
161	Neal Sweeney	1965	Colorado State	9
161	Dan Bitson	1987	Oklahoma State	7
160	Willie Carter	2011	Rice	9
159	Howard Twilley	1965	North Texas	13
159	Chris Penn	1991	SMU	7
158	Trae Johnson	2007	SMU	11
156	John Simmons	1962	Louisville	11
155	Dan Bitson	1988	UTEP	8
153	Jessie Green	1974	New Mexico State	7
152	Garrett Mills	2005	Oklahoma	13
152	Garrett Mills	2005	UCF	8
151	Rick Eber	1966	Montana State	7
151	Damon Savage	1997	Rice	9
151	Damon Savage	1997	BYU	6
151	Damon Savage	1997	SMU	6
151	Donald Shoals	2000	Oklahoma State	9
150	Drew Pearson	1971	Wake Forest	5
150	Dan Bitson	1989	Wake Forest	8
149	Chris Penn	1993	Iowa	7
148	Joe Pistoia	1968	Cincinnati	9
148	Romby Bryant	2003	Boise State	7
146	Howard Twilley	1964	Louisville	11
146	Damaris Johnson	2010	UTEP	6
146	Bryan Burnham	2011	Marshall	10
145	Ryan Bugg	2006	Rice	7
145	Jordan James	2012	SMU	9
144	Dan Bitson	1989	UTEP	6

Yds	Player	Year	Game	Rec
144	Damaris Johnson	2009	Houston	10
143	John Simmons	1963	Montana State	10
143	Garrett Mills	2005	North Texas	8
142	Jessie Green	1974	Drake	8
142	Steve Largent	1975	Drake	7
142	Charles Clay	2009	Southern Miss	8
141	Wes Caswell	1994	UTEP	10
139	Fred Smith	1949	Oklahoma State	10
139	Howard Twilley	1964	Wichita State	10
139	Rickey Watts	1977	West Texas State	5
139	Chris Penn	1993	Middle Tennessee	9
139	Michael Kedzior	1995	Oklahoma State	10
139	Garrett Mills	2004	Boise State	8
138	Steve Largent	1975	Houston	5
138	Damon Savage	1999	Hawaii	9
137	Rick Eber	1967	Cincinnati	9
136	Jerry Taylor	1978	Virginia Tech	4
136	Garrett Mills	2005	SMU	8
136	Brennan Marion	2007	UTEP	4
136	Brennan Marion	2008	Central Arkansas	6
135	Harry Wood	1968	Wichita State	10
135	Jim Butler	1969	Florida State	7
135	Kenny Gunn	1995	Memphis	9
135	Damaris Johnson	2008	Ball State	6
135	Damaris Johnson	2009	East Carolina	14
135	Willie Carter	2011	Oklahoma	5
133	Harry Wood	1968	North Texas	9
131	Eric Brown	1986	Tennessee Tech	6
131	Dan Bitson	1987	Arkansas	7
130	Jeff Jordan	1963	Wichita State	6
130	Keyarris Garrett	2012	UCF	7
129	T.C. Blair	1973	Drake	4
129	Jessie Green	1974	Wichita State	4
129	Rickey Watts	1978	Cincinnati	5
129	Slick Shelley	2008	New Mexico	6
128	John Simmons	1962	North Texas State	12
128	Neal Sweeney	1965	Memphis	13
128	Frank Cassano	1990	SW Missouri State	7
128	Ashlan Davis	2005	Fresno State	8
127	Damon Savage	1997	Cincinnati	6
127	Montiese Culton	2004	SMU	2
127	Garrett Mills	2005	East Carolina	9
127	Trae Johnson	2007	UTEP	8
125	Drew Pearson	1972	Memphis	3
125	Brennan Marion	2008	UAB	4
124	Rick Eber	1966	Houston	6
124	Rickey Watts	1978	Louisville	3
124	Dan Bitson	1989	Oklahoma State	8
123	Chris Penn	1993	Louisville	11
123	Romby Bryant	2003	SMU	3
122	Willie Roberts	1952	Detroit	3
122	Dan Bitson	1989	SW Louisiana	7
121	Damaris Johnson	2009	SMU	4
120	Wes Caswell	1996	Iowa	7
120	Idris Moss	2006	SMU	13
119	Howard Twilley	1964	Cincinnati	9
119	Howard Twilley	1964	Toledo	11
119	Gary Brown	1993	Middle Tennessee	5
119	Damon Savage	1998	Rice	7
119	Damon Savage	1999	San Jose State	8
119	Trae Johnson	2007	Army	9
118	Wes Caswell	1994	Louisville	9
118	Keyarris Garrett	2012	Rice	3
117	Wes Caswell	1994	Wyoming	9
117	Donald Shoals	1999	UL-Monroe	4
117	Charles Clay	2008	Arkansas	7
116	Jerry Taylor	1978	Wichita State	5
116	Gary Brown	1992	Houston	5
115	Howard Twilley	1964	Memphis	11
115	Neal Sweeney	1966	Cincinnati	9
115	Chris Penn	1991	SW Louisiana	4
115	Garrett Mills	2005	Southern Miss	8
114	Joe Pistoia	1969	Louisville	9

Yds	Player	Year	Game	Rec
114	Drew Pearson	1972	Texas Tech	6
114	Wes Caswell	1994	Missouri	6
114	Jesse Meyer	2007	Oklahoma	7
114	Brennan Marion	2007	Marshall	2
113	Howard Twilley	1965	Oklahoma State	7
113	John Green	1983	Drake	7
113	Donald Shoals	2001	SMU	8
113	Bryan Burnham	2011	BYU	4
112	Billy Parsons	1951	Hardin-Simmons	2
112	Dan Bitson	1989	Louisiana Tech	7
112	Michael Kedzior	1993	Oklahoma State	6
112	Damon Savage	1999	UTEP	9
112	Charles Clay	2007	UCF	6
111	Brent Roberts	1964	Southern Illinois	6
111	Howard Twilley	1965	Houston	11
111	Gary McDermott	1966	North Texas	9
111	Ricky Watts	1978	Kansas State	6
111	Dan Bitson	1988	Oklahoma State	4
111	Montiese Culton	2002	Kansas	9
110	Joe Pistoia	1969	Houston	5
110	Steve Largent	1974	Tennessee	9
110	Steve Largent	1975	Arkansas	4
110	Ronnie Kelly	1984	Indiana State	4
110	Dan Bitson	1989	Louisville	4
110	Donald Shoals	2001	Boise State	6
110	Donald Shoals	2001	San Jose State	12
110	Brennan Marion	2007	Army	2
109	Montiese Culton	2001	Rice	8
109	Damaris Johnson	2008	New Mexico	5
108	Drew Pearson	1972	Louisville	6
108	Erick Harrison	1986	New Mexico	7
108	Dan Bitson	1988	Kansas State	5
107	Rick Eber	1967	Tampa	11
107	Ken Duncan	1969	Cincinnati	10
107	Michael Kedzior	1995	East Tennessee St.	8
107	Corey Brown	2000	North Carolina	5
107	Brennan Marion	2008	North Texas	4
106	Neal Sweeney	1966	Louisville	8
106	Harry Wood	1968	Memphis	9
106	Ronnie Kelly	1984	East Carolina	2
106	Dan Bitson	1988	UNLV	4
106	Chris Penn	1991	Southern Miss	4
106	Wes Caswell	1996	Brigham Young	6
106	Donald Shoals	2001	New Mexico State	10
106	Garrett Mills	2005	Memphis	7
106	Charles Clay	2007	SMU	5
105	Bill Gary	1960	Wichita State	3
105	John Simmons	1962	Hardin-Simmons	9
105	Eddie Fletcher	1964	Louisville	7
105	Cornell Webster	1976	Oklahoma State	6
105	Eric Brown	1986	Arkansas	5
105	Slick Shelley	2008	SMU	6
105	Clay Sears	2011	UAB	9
104	Steve Shores	1972	North Texas	4
104	Erick Harrison	1987	Temple	3
104	Michael Kedzior	1994	Louisville	3
104	Idris Moss	2006	Navy	4
103	James Shaw	1971	Virginia Tech	5
103	Rickey Watts	1977	San Diego State	8
103	Damaris Johnson	2009	Sam Houston State	3
102	Raymond Rhodes	1973	Houston	5
102	Ronnie Kelly	1984	Southern Illinois	3
102	Dan Bitson	1987	Temple	4
102	Charles Clay	2007	Marshall	5
102	Brennan Marion	2007	Tulane	3
101	Harry Wood	1968	Cincinnati	5
101	Steve Largent	1975	Cincinnati	5
101	Damon Savage	1996	Iowa	4
101	Damaris Johnson	2009	New Mexico	4
101	Damaris Johnson	2010	Hawaii	4
101	Bryan Burnham	2011	North Texas	6
100	Chris Penn	1993	Arkansas	11
100	Wes Caswell	1998	San Diego State	12

Hurricane 300-Yard Passers

Following is a list of every Tulsa player who has passed for 300 or more yards in a single game between 1950 and 2012. **Bold** indicates player on current roster.

Yds	Player	Year	Game	Comp
502	Billy Guy Anderson	1965	Colorado State	37
488	Jerry Rhome	1964	Oklahoma State	35
477	Billy Guy Anderson	1965	Southern Illinois	42
477	Billy Guy Anderson	1965	Memphis	39
469	David Johnson	2008	New Mexico	25
454	Paul Smith	2007	BYU	21
451	Billy Guy Anderson	1965	Cincinnati	32
441	Paul Smith	2007	Rice	22
434	David Johnson	2008	UTEP	21
426	Paul Smith	2007	UCF	28
418	David Johnson	2008	North Texas	25
413	Cody Green	2012	SMU	36
406	G.J. Kinne	2010	Southern Miss	23
403	Greg Barton	1966	North Texas	27
399	G.J. Kinne	2010	East Carolina	28
396	G.J. Kinne	2009	Southern Miss	32
390	Paul Smith	2007	Army	22
388	Rick Arrington	1969	Cincinnati	27
386	T.J. Rubley	1987	Oklahoma State	27
385	Paul Smith	2007	Marshall	24
383	Paul Smith	2007	UTEP	26
380	T.J. Rubley	1988	Arkansas	26
373	Josh Blankenship	2000	Oklahoma State	28
371	G.J. Kinne	2010	Rice	26
370	T.J. Rubley	1991	Memphis	21
358	Gus Frerotte	1993	East Carolina	26
357	John Fitzgerald	1996	Iowa	22
356	G.J. Kinne	2010	Bowling Green	27
355	T.J. Rubley	1988	UTEP	25
355	John Fitzgerald	1997	SMU	21
354	Gus Frerotte	1993	Middle Tennessee	21
354	Gus Frerotte	1993	Southern Miss	23
350	Paul Smith	2007	Oklahoma	22
346	Mike Stripling	1968	Cincinnati	25
343	G.J. Kinne	2010	Hawaii	17
342	T.J. Rubley	1989	Bowling Green	18
341	G.J. Kinne	2011	UAB	31
338	Greg Barton	1967	Idaho State	14
337	Josh Blankenship	2001	Indiana State	29
336	Paul Smith	2007	SMU	27
334	Stu McBurnie	1962	Houston	21
334	G.J. Kinne	2009	Houston	19
333	Paul Smith	2007	UAB	19
332	David Johnson	2008	UAB	20
330	Mike Stripling	1968	Wichita State	26
329	John Fitzgerald	1998	SW Missouri State	21
325	Gus Frerotte	1993	Iowa	20
325	G.J. Kinne	2010	UTEP	19
323	Billy Guy Anderson	1965	North Texas	26
322	Michael Wall	1998	TCU	25
322	Tyler Gooch	2002	San Jose State	27
322	David Johnson	2008	Arkansas	17
319	John Fitzgerald	1997	Rice	22
319	Paul Smith	2007	Tulane	18
318	G.J. Kinne	2011	Rice	21
315	Paul Smith	2007	UCF	34
314	G.J. Kinne	2011	North Texas	20
313	Paul Smith	2007	Houston	15
313	David Johnson	2008	Marshall	21
312	Paul Smith	2007	Bowling Green	27
310	Ron Hickerson	1976	Oklahoma State	26
310	G.J. Kinne	2009	New Mexico	22
308	Jeb Blount	1974	New Mexico State	25
308	Paul Smith	2006	Rice	17
307	Paul Smith	2007	Louisiana-Monroe	23
306	Josh Blankenship	2000	New Mexico State	14
306	Tyler Gooch	2002	Boise State	25
305	Jerry Rhome	1964	Toledo	21
305	James Kilian	2004	Boise State	19
302	G.J. Kinne	2011	Marshall	24
301	Gus Frerotte	1993	Houston	19
300G	J. Kinne	2011	UTEP	21

INTRO

PLAYERS

STAFF

REVIEW

C-USA

OPPONENTS

HISTORY

RECORDS

Hurricane 100-Yard Rushers

Following is a list of every Tulsa player who has rushed for 100 or more yards in a single game between 1950 and 2012. **Bold** indicates player on current roster.

Yds	Player	Year	Game	Att
323	Tarrion Adams	2008	Tulane	33
312	Mark Brus	1990	New Mexico State	43
265	Solomon White	1994	UNLV	27
250	Howard Waugh	1952	Arkansas	19
240	Micheal Gunter	1982	Air Force	16
231	Chris Hughley	1991	Texas A&M	29
229	Uril Parrish	2004	San Jose State	30
216	Howard Waugh	1951	Houston	14
216	John Mosley	1999	UL Monroe	17
215	Sherman Johnson	1978	Wichita State	21
214	Gordon Brown	1985	Wichita State	23
212	Steve Gage (QB)	1986	New Mexico	25
211	Ron Jackson	1991	San Diego State	46
207	Tarrion Adams	2008	Ball State	19
206	Steve Gage (QB)	1985	Wichita State	26
206	Eric Richardson	2000	Nevada	35
205	John Ashton	1970	North Texas	30
202	Jake Roberts	1950	Arkansas	23
202	Brandon Diles	2004	Nevada	34
201	John Mosley	1998	Wyoming	22
197	Howard Waugh	1952	Detroit	15
197	Chris Hughley	1990	Louisiana Tech	23
197	Eric Richardson	2002	UTEP	30
194	Eric Richardson	2000	San Jose State	27
194	Ja'Terian Douglas	2011	Marshall	10
192	Solomon White	1996	UTEP	31
190	G.J. Kinne (QB)	2010	Houston	31
188	Howard Waugh	1951	Kansas State	14
188	Micheal Gunter	1983	Wichita State	26
188	Bobby Booker	1985	West Texas State	17
184	Derrick Ellison	1986	Oklahoma State	27
183	Micheal Gunter	1982	Drake	17
183	Micheal Gunter	1982	Indiana State	18
183	Derrick Ellison	1987	Kansas State	30
183	Tarrion Adams	2007	UAB	24
182	John Ashton	1969	Cincinnati	36
181	Howard Waugh	1952	Texas Tech	23
180	Charlie Higgins	1977	SMU	31
179	Eric Richardson	2003	San Jose State	30
178	Ken Bohanon	2000	Louisiana Tech	34
175	Charlie Higgins	1997	TCU	31
175	Charlie Higgins	1997	Utah	30
173	Ja'Terian Douglas	2011	Oklahoma State	12
171	Gordon Brown	1985	Texas A&M	16
171	Ron Jackson	1991	SW Missouri State	33
170	Lamont Headd	1992	SW Louisiana	27
170	Eric Richardson	2002	Kansas	16
169	Charlie Higgins	1997	Rice	23
169	Ja'Terian Douglas	2012	Rice	17
166	Bob Daugherty	1964	Southern Illinois	12
166	Chris Hughley	1991	Ohio	27
166	Reggie Williams	1995	Wyoming	33
165	Reggie Williams	1995	East Tennessee State	29
163	Ja'Terian Douglas	2012	Nicholls State	5
162	Jack Crocker	1950	Texas Tech	21
162	Micheal Gunter	1982	New Mexico State	15
161	John Mosley	1999	SW Missouri State	22
159	Ken Lacy	1982	Kansas	28
159	Trey Watts	2011	Oklahoma State	23
158	Ken Lacy	1982	Wichita State	15
157	Reggie Williams	1995	UTEP	32
156	Ron Jackson	1990	SW Louisiana	33
155	Reggie Williams	1995	Louisiana Tech	30

Yds	Player	Year	Game	Att
154	John Ashton	1969	Memphis	32
153	Jamad Williams	2007	Tulane	31
151	Sherman Johnson	1978	Drake	21
149	Micheal Gunter	1983	West Texas State	42
149	Ron Jackson	1991	Oklahoma State	31
149	Trey Watts	2012	Iowa State (AZLB)	25
148	Howard Waugh	1952	Villanova	23
148	Ronnie Morris	1958	Wichita State	13
148	Micheal Gunter	1983	New Mexico State	16
148	Uril Parrish	2003	Nevada	19
147	Chris Hughley	1991	Miami	30
146	Paul Robertson	1979	New Mexico State	13
146	Solomon White	1994	East Carolina	37
146	Tarrion Adams	2007	Rice	24
145	Micheal Gunter	1982	Wichita State	27
144	Paul Robertson	1979	SW Louisiana	18
144	Ken Bohanon	2000	San Jose State	22
144	Trey Watts	2011	Marshall	16
143	John Ashton	1969	Louisville	26
143	Carlisle Cantrell	1975	Indiana State	17
143	Mark Brus	1990	Montana State	31
143	Charlie Higgins	1998	West Virginia	11
142	Reggie Williams	1998	Oklahoma State	19
141	Steve Gage (QB)	1985	West Texas State	18
141	Derrick Ellison	1987	Louisville	21
141	Uril Parrish	2004	UTEP	21
140	Cobby Morrison	1987	Louisville	27
140	Tyler Gooch (QB)	2001	Rice	12
139	Micheal Gunter	1982	West Texas State	11
139	Chris Hughley	1991	Southern Miss	32
139	Eric Richardson	2002	SMU	21
138	Jake Roberts	1950	McMurry	14
138	Micheal Gunter	1983	NW Louisiana	23
137	Paul Hauser	1955	Houston	25
137	Ja'Terian Douglas	2011	UAB	14
135	Chris Hughley	1991	Louisville	28
135	Solomon White	1994	UTEP	26
134	Charlie Higgins	1997	Colorado State	28
134	Tarrion Adams	2007	Marshall	15
134	Trey Watts	2012	UCF (C-USA Champ.)	25
133	Micheal Gunter	1983	Texas Tech	22
133	Solomon White	1995	Memphis	29
132	Jack Crocker	1951	Kansas State	17
132	Ken Bohanon	2001	Louisiana Tech	27
131	Jake Roberts	1950	Texas Tech	16
131	Gordon Brown	1985	West Texas State	17
131	Brett Adams	1989	Wake Forest	27
131	Chris Hughley	1991	SMU	36
131	Reggie Williams	1996	Oklahoma State	19
130	Derrick Ellison	1986	Fullerton State	23
129	Jack Crocker	1951	Texas Tech	29
129	Bob Brumble	1958	Oklahoma State	33
129	Tarrion Adams	2007	Louisiana-Monroe	28
128	Brett Adams	1989	New Mexico	29
128	Brandon Diles	2005	North Texas	15
128	Ja'Terian Douglas	2012	UTEP	13
127	Joe McCulley	1973	West Texas State	17
127	Dick Scholtz	1955	Wyoming	19
127	Ray Rhodes	1972	Kansas State	31
127	Chris Hughley	1990	SW Missouri State	8
127	Chris Hughley	1991	Memphis	29
126	Mike Stripling (QB)	1966	Tampa	10
126	Micheal Gunter	1983	Illinois State	24
126	Solomon White	1994	Missouri	33
125	Trey Watts	2012	Iowa State	10
124	Howard Waugh	1951	Detroit	27
124	Jerry Keeling (QB)	1959	Cincinnati	16
124	Dave Rader (QB)	1977	Oklahoma State	24
124	Lamont Headd	1992	Southern Miss	23

Yds	Player	Year	Game	Att
123	Gordon Brown	1984	Wichita State	11
123	Gordon Brown	1985	East Carolina	20
123	Brett Adams	1989	New Mexico State	21
123	Brett Adams	1989	Bowling Green	26
123	Uril Parrish	2005	Southern Miss	23
123	Uril Parrish	2005	UCF	23
123	Tarrion Adams	2008	Marshall	30
122	Gordon Brown	1985	Long Beach State	16
122	Trey Watts	2012	UCF	20
121	Steve Bowling (QB)	1971	Wichita State	25
121	Quinn Jones	1979	Wichita State	15
121	Kenneth Lee	1986	Houston	17
121	Chris Hughley	1990	Louisville	26
121	Jason Jacoby	1994	Southern Miss	30
121	James Kilian (QB)	2003	UTEP	14
121	Tarrion Adams	2008	SMU	21
120	Ken Lacy	1982	Drake	25
120	Lamont Headd	1992	Hawaii	20
120	Courtney Tennial	2006	Southern Miss	21
120	Tarrion Adams	2008	Central Arkansas	13
120	Tarrion Adams	2008	East Carolina	28
119	Ken Jackson (QB)	1979	TCU	22
119	Eric Richardson	2001	Fresno State	22
118	Billy Parsons	1951	Hardin-Simmons	14
118	Howard Waugh	1952	Kansas State	14
118	Carlisle Cantrell	1975	Drake	16
118	Micheal Gunter	1982	North Texas	19
118	Gordon Brown	1984	Illinois State	12
118	Lamont Headd	1993	Southern Miss	23
118	Uril Parrish	2004	Louisiana Tech	22
118	Tarrion Adams	2007	Army	17
117	Ken Lacy	1982	Indiana State	20
117	Gordon Brown	1985	Drake	17
117	Gill Johnson	1986	Wichita State	11
117	Derrick Ellison	1986	Wichita State	9
117	Ron Jackson	1990	Arkansas	19
117	Uril Parrish	2004	SW Missouri State	22
116	Jack Crocker	1951	Wichita State	14
116	Ed White	1970	Memphis	23
116	Thomas Bailey	1974	Houston	11
116	Ken Lacy	1982	West Texas State	18
116	Gordon Brown	1984	Brigham Young	16
116	Tarrion Adams	2006	Rice	15
115	Jack Crocker	1951	Hawaii	4
115	Ronnie Morris	1957	Texas Tech	23
115	Ken Session	1979	SW Louisiana	19
115	Bobby Booker	1984	Wichita State	15
115	Brett Adams	1988	Memphis	21
115	James Kilian (QB)	2003	Hawaii	18
114	Ronnie Morris (QB)	1951	Detroit	7
114	Jim Stewart	1975	Wichita State	8
114	Carlisle Cantrell	1975	Memphis	18
114	Micheal Gunter	1981	Kansas State	16
114	Rodney Young	1984	East Carolina	20
114	Uril Parrish	2004	Rice	17
114	Tarrion Adams	2008	UTEP	15
113	Ed White	1970	Louisville	21
113	Carlisle Cantrell	1975	Cincinnati	13
113	Rickey Watts	1976	Louisville	15
113	Jason Jacoby	1994	SW Missouri State	24
112	Brett White	1981	Kansas State	16
112	Skip Ast (QB)	1982	Air Force	18
112	Steve Gage (QB)	1983	Arkansas	20
112	Gordon Brown	1984	Southern Illinois	13
112	Brett Adams	1989	Oklahoma State	23
112	Ron Jackson	1991	Ohio	13
112	Lamont Headd	1993	Oklahoma	21
112	Solomon White	1996	TCU	17
112	Charles Clay	2007	UTEP	11

Yds	Player	Year	Game	Att
112	Tarrion Adams	2007	Bowling Green	17
112	Tarrion Adams	2008	Rice	23
111	Rickey Watts	1977	NE Louisiana	22
111	Trey Watts	2012	Marshall	18
110	Cee Ellison	1967	Cincinnati	14
110	Sherman Johnson	1977	Drake	24
110	Gordon Brown	1985	Houston	14
110	Derrick Ellison	1986	New Mexico	21
110	Lamont Headd	1993	Middle Tennessee	17
109	Dick Scholtz	1954	Wichita State	12
109	Bob Brumble	1958	Texas Tech	36
109	Rickey Watts	1975	Indiana State	6
109	Courtney Tennial	2006	Rice	23
108	Howard Waugh	1952	Cincinnati	18
108	Ronnie Morris	1957	Houston	17
108	Ray Rhodes	1972	Wichita State	22
108	Freddie Carolina	1973	West Texas State	11
108	Ron Hickerson (QB)	1976	Louisville	18
108	Derrick Ellison	1986	Louisiana Tech	22
107	Ed White	1972	North Texas	17
107	Ken Session	1980	New Mexico State	17
107	Rodney Young	1985	Florida State	10
107	Ken Bohanon	2000	New Mexico State	27
106	Raymond Rhodes	1972	Arkansas	26
106	Kenneth Lee	1986	Wichita State	11
106	Reggie Williams	1996	Iowa	24
106	Charlie Higgins	1996	New Mexico	14
105	Howard Waugh	1951	Texas Tech	20
105	Bob Brumble	1959	North Texas	23
105	Micheal Gunter	1981	Southern Illinois	11
105	Brett White	1981	West Texas State	21
105	Gordon Brown	1984	Oklahoma State	24
105	Mark Brus	1989	UTEP	23
105	Reggie Williams	1996	Oklahoma	27
105	Eric Richardson	2002	Baylor	10
104	John Ashton	1970	Virginia Tech	26
104	Ken Lacy	1981	Drake	10
104	Derrick Ellison	1986	Tennessee Tech	8
104	Brett Adams	1989	UTEP	17
104	Lamont Headd	1993	Cincinnati	28
104	Solomon White	1994	Oklahoma State	26
104	Reggie Williams	1996	Colorado State	20
104	Charlie Higgins	1998	Air Force	17
103	Quinn Jones	1978	Arkansas State	18
103	Gordon Brown	1984	West Texas State	12
103	Chris Hughley	1991	SW Louisiana	26
103	John Mosley	1999	Hawaii	18
102	Raymond Rhodes	1972	Texas Tech	21
102	Carlisle Cantrell	1975	New Mexico State	22
102	Brett White	1981	Indiana State	20
102	Brett White	1981	Arkansas State	17
102	Steve Gage	1985	Houston	22
102	Tyler Gooch	2001	San Jose State	19
102	Tarrion Adams	2005	Fresno State	11
102	Alex Singleton	2012	Tulane	14
101	Dick Kercher	1952	Oklahoma State	18
101	Ron Jackson	1992	Houston	29
101	Solomon White	1996	Rice	16
100	Quinn Jones	1979	New Mexico State	15
100	Micheal Gunter	1983	San Diego State	20
100	Derrick Ellison	1986	Houston	20
100	Brett Adams	1988	Colorado State	18
100	Charlie Higgins	1998	San Diego State	20
100	Ken Bohanon	1999	UTEP	23
100	G.J. Kinne (QB)	2009	Houston	16
100	Alex Singleton	2012	UCF (C-USA Champ.)	25

INTRO
PLAYERS
STAFF
REVIEW
C-USA
OPPONENTS
HISTORY
RECORDS

Top-10 Single Game Performances

Passing

	Player	Opponent	Year	Att	Comp	Int	TD	Yards
1.	Billy Guy Anderson	Colorado State	1965	57	37	1	5	502
2.	Jerry Rhome	Oklahoma State	1964	43	35	0	4	488
T3.	Billy Guy Anderson	Southern Illinois	1965	65	42	2	5	477
T3.	Billy Guy Anderson	Memphis	1965	65	39	3	4	477
5.	David Johnson	New Mexico	2008	39	25	2	6	469
6.	Paul Smith	BYU	2007	35	21	1	5	454
7.	Billy Guy Anderson	Cincinnati	1965	55	32	1	6	451
8.	Paul Smith	Rice	2007	39	22	1	5	441
9.	David Johnson	UTEP	2008	27	21	1	5	434
10.	Paul Smith	UCF	2007	55	28	3	3	426

Rushing


	Player	Opponent	Year	Att	Gain	Lost	Net	TD
1.	Tarrion Adams	Tulane	2008	33	328	5	323	3
2.	Mark Brus	New Mexico State	1990	43	315	3	312	3
3.	Solomon White	UNLV	1994	27	272	7	265	3
4.	Howard Waugh	Arkansas	1952	19	250	0	250	n/a
5.	Micheal Gunter	Air Force	1982	16	240	0	240	2
6.	Chris Hughley	Texas A&M	1991	29	233	2	231	3
7.	Uril Parrish	San Jose State	2004	30	237	8	229	2
8.	Howard Waugh	Houston	1951	14	216	0	216	2
9.	John Mosley	UL Monroe	1999	17	217	1	216	1
10.	Sherman Johnson	West Texas State	1978	21	215	0	215	1

Receiving

	Player	Opponent	Year	Rec	TD	Yards
1.	Rick Eber	Idaho State	1967	20	3	322
2.	Harry Wood	Idaho State	1967	13	3	318
3.	Donald Shoals	New Mexico State	2000	11	2	271
4.	Howard Twilley	Memphis State	1965	16	2	267
5.	Chris Penn	East Carolina	1993	16	4	259
6.	Brennan Marion	Rice	2007	7	2	244
7.	Howard Twilley	Southern Illinois	1965	18	2	242
8.	Dan Bitson	Bowling Green	1989	10	4	238
9.	Dan Bitson	Colorado State	1988	6	3	237
10.	Dan Bitson	Iowa	1989	14	1	235

*Led NCAA

DAN BITSON
HOLDS THREE OF THE
TOP-10 RECEIVING
PERFORMANCES IN SCHOOL
HISTORY



Top-10 Single Season Performances

Rushing

	Player	Year	Att	Yards	Loss	Net	Avg
1.	Tarrison Adams	2008	247	1548	25	1523	6.2
2.	Micheal Gunter	1982	195	1487	23	1464	*7.5
3.	Howard Waugh	1952	164	1389	17	1372	8.4
4.	Chris Hughley	1991	267	1342	16	1326	4.9
5.	Tarrison Adams	2007	219	1271	46	1225	5.6
6.	Gordon Brown	1985	169	1219	18	1201	7.1
7.	Micheal Gunter	1983	226	1219	21	1198	5.3
8.	Howard Waugh	1951	165	1134	16	1118	6.8
9.	Trey Watts	2012	186	1132	24	1108	6.0
10.	Ken Lacy	1982	199	1117	20	1097	5.5
11.	Brett Adams	1989	224	1102	31	1071	4.8
T12.	Derrick Ellison	1986	170	1087	23	1064	6.3
T12.	Uril Parrish	2004	210	1114	50	1064	5.1

*Led NCAA

Passing

	Player	Year	Att	Com	Int	Pct	TD	Yards
1.	Paul Smith	2007	544	327	19	.601	47	5065
2.	David Johnson	2008	400	258	18	.645	46	4059
3.	G.J. Kinne	2010	460	275	10	.598	31	3650
4.	Billy Anderson	1965	509	296	14	.582	30	3464
5.	G.J. Kinne	2011	390	247	12	.633	28	3090
6.	Gus Frerotte	1993	383	214	15	.559	21	2871
7.	Jerry Rhome	1964	326	224	4	.687	32	2870
8.	Paul Smith	2005	364	227	6	.624	20	2847
9.	G.J. Kinne	2009	210	345	10	.609	22	2732
10.	Paul Smith	2006	350	233	9	.666	15	2727
11.	Josh Blankenship	2000	379	196	11	.517	9	2507

Receiving

	Player	Year	Rec	Yards	TD	Avg
1.	Howard Twilley	1965	134	1779	16	13.2
2.	Chris Penn	1993	105	1578	12	15.0
3.	Dan Bitson	1989	73	1425	16	19.5
4.	Brennan Marion	2007	39	1244	11	31.9
5.	Garrett Mills	2005	87	1235	9	14.2
6.	Donald Shoals	2000	80	1195	5	14.9
7.	Howard Twilley	1964	95	1178	13	12.4
8.	Rick Eber	1967	78	1168	10	14.9
9.	Dan Bitson	1988	52	1138	9	21.9
10.	Damaris Johnson	2009	78	1131	3	14.5
11.	Brennan Marion	2008	43	1112	8	25.9
12.	Trae Johnson	2007	70	1088	13	15.5
13.	Damon Savage	1997	66	1084	6	16.4
14.	Charles Clay	2007	69	1024	7	14.8

Scoring

	Player	Year	TD	Pat	FG	TP
1.	Alex Singleton	2012	25	0	0	150
2.	Howard Twilley	1965	16	27	0	127
3.	Kevin Fitzpatrick	2010	0	63	16	111
4.	Howard Twilley	1964	13	32	0	110
5.	Jarod Tracy	2008	0	78	10	108
6.	Brad DeVault	2005	0	49	18	103
7.	Steve Gage	1985	17	0	0	102
8.	Stu Crum	1982	0	37	21	100
T9.	Bill Parsons	1951	16	0	0	96
T9.	Dan Bitson	1989	16	0	0	96
T9.	Courtney Tennial	2006	16	0	0	96
T9.	Kevin Fitzpatrick	2011	0	51	15	96


Passing Efficiency

(based on a minimum of 10 games)

	Player	Year	Eff.
1.	David Johnson	2008	178.7
2.	Ronnie Morris	1952	177.3
3.	Jerry Rhome	1964	172.6
4.	Paul Smith	2007	159.8
5.	G.J. Kinne	2011	147.4
6.	G.J. Kinne	2010	144.3
7.	Paul Smith	2005	142.9
8.	Dave Rader	1978	142.8
9.	G.J. Kinne	2009	142.6
10.	Paul Smith	2006	141.0
11.	T.J. Rubley	1991	139.2
12.	Glenn Dobbs	1942	138.8

Tulsa by the Decade

Years	Record	Percentage
1895-99	6-3-1	.650
1900-09	7-9-0	.438
1910-19	40-19-3	.669
1920-29	6-224-5	.709
1930-39	55-29-9	.640
1940-49	66-32-3	.668
1950-59	54-46-4	.538
1960-69	51-51-0	.500
1970-79	60-49-1	.550
1980-89	65-46-0	.586
1990-99	40-70-1	.365
2000-09	62-64-0	.492
2010-present	29-11-0	.725



GARRETT MILLS SET THE NCAA RECEIVING RECORD FOR A TIGHT END IN 2005 WITH 1,235 YARDS.

INTRO

PLAYERS

STAFF

REVIEW

C-USA

OPPONENTS

HISTORY

RECORDS

Top-10 Career Performances

Rushing

Player	Year	Att	Yards	Loss	Net	Avg	TD
1. Tarrion Adams	2005-08	623	3767	116	3651	5.9	32
2. Micheal Gunter	1980-83	568	3607	71	3536	6.2	32
3. Eric Richardson	2000-03	566	3714	162	2645	4.7	26
4. Howard Waugh	1950-52	353	2630	33	2597	7.4	18
5. Solomon White	1993-96	599	2769	216	2553	4.3	25
6. Uril Parrish	2002-05	543	2609	144	2465	4.5	25
7. Ken Lacy	1979-82	450	2351	79	2272	5.1	20
8. Gordon Brown	1984-85	328	2236	40	2196	6.7	10
9. Trey Watts	2010-pres.	405	2247	61	2186	5.4	7
10. Ja'Terian Douglas	2010-pres.	292	2235	81	2154	7.4	14
11. Brett Adams	1987-90	506	2220	99	2121	4.2	10
12. Steve Gage	1983-86	576	2724	628	2096	3.6	30

Passing

Player	Years	Att	Comp	Int	Pct	TD	Yds
1. Paul Smith	2003-07	1292	808	35	.625	83	10,936
2. G.J. Kinne	2009-11	1195	732	32	.612	81	9472
3. T.J. Rubley*	1987-91	1336	682	54	.510	73	9324
4. John Fitzgerald	1994-98	880	475	37	.553	25	5822
5. Gus Frerotte	1990-93	860	432	38	.502	32	5480
6. Josh Blankenship	1999-01	844	443	32	.524	21	5273
7. James Kilian	2001-04	758	410	30	.541	36	4865
8. Jerry Rhome	1963-64	584	374	17	.640	42	4779
9. David Johnson	2005-08	463	299	19	.645	48	4531
10. Jeb Blount	1973-75	587	319	32	.543	35	4343
11. Ronnie Morris	1950-52	403	213	29	.529	32	3724

*includes stats from three games in his medical hardship year of 1990

Receiving

Player	Years	Rec	Yards	Avg	TD
1. Howard Twilley	1963-65	261	3343	12.8	32
2. Dan Bitson	1987-89,'91	163	3300	20.2	29
3. Damon Savage	1996-99	212	2952	13.9	16
4. Damaris Johnson	2008-10	188	2746	14.6	17
5. Wes Caswell	1993-98	196	2562	13.1	13
6. Charles Clay	2007-10	189	2544	13.5	28
7. Donald Shoals	1999-01	185	2441	13.2	11
8. Garrett Mills	2002-05	201	2389	11.9	23
9. Steve Largent	1973-75	136	2385	17.5	32
10. Trae Johnson	2007-10	142	2372	16.7	27
11. Chris Penn	1991,'93	142	2370	16.7	17
12. Brennan Marion	2007-08	82	2356	28.7	19
13. Harry Wood	1966-68	138	2154	15.6	20
14. Rick Eber	1966-67	119	1902	16.0	15

Scoring

Player	Years	TD	PAT	FG	Pts
1. Kevin Fitzpatrick	2008-11	0	164	45	299
2. Jarod Tracy	2004-08	0	202	28	286
3. Jason Staurovsky	1981-85	0	122	53	281
4. Brad DeVault	2002-05	0	142	46	280
5. Stu Crum	1978-82	0	119	49	266
6. Alex Singleton	2009-12	44	0	0	264
7. Howard Twilley	1963-65	32	67	0	259
8. David Fuess	1986-89	0	97	51	250
9. James Anderson	1993-97	0	98	50	248
10. Tarrion Adams	2005-08	39	0	0	234
11. Charles Clay	2007-10	38	1(2pt)	0	230

Total Offense

Player	Years	Rush	Yds	Pass	Yds	Total Plays	Total Yds
1. Paul Smith	2003-07	328	666	1292	10,936	1620	11,602
2. G.J. Kinne	2009-11	434	1359	1195	9472	1629	10,831
3. T.J. Rubley*	1987-91	205	-244	1336	9324	1541	9080
4. John Fitzgerald	1994-98	206	436	880	5822	1086	6258
5. James Kilian	2001-04	329	1083	410	4865	739	5948
6. Gus Frerotte	1990-93	163	73	860	5480	1023	5553
7. Steve Gage	1983-86	576	2096	459	3354	1035	5450
8. Josh Blankenship	1999-01	175	-6	844	5273	1019	5267
9. Jerry Rhome	1963-64	221	321	584	4779	805	5104
10. David Johnson	2005-08	108	232	463	4531	571	4763
11. Ronnie Morris	1960-62	226	698	403	3724	629	4422

*includes stats from three games in his medical hardship year of 1990

Passing Efficiency

Player	Years	Eff.
1. David Johnson	2005-08	175.4
2. Jerry Rhome	1963-64	150.7
3. Paul Smith	2003-07	149.4
4. G.J. Kinne	2009-11	144.8
5. Ronnie Morris	1950-52	142.3
6. Billy Anderson	1964-65	129.0
7. Dave Rader	1975-78	126.9
8. Jeb Blount	1972-75	125.2
9. Kenny Jackson	1978-81	120.2
10. T.J. Rubley	1987-91	119.6
11. Richie Stephenson	1983-86	119.3

Field Goals

Player	Years	FG
1. Jason Staurovsky	1981, 83-85	53
2. David Fuess	1986-89	51
3. James Anderson	1994-97	50
4. Stu Crum	1978-80, '82	49
5. Brad DeVault	2002-05	46
6. Kevin Fitzpatrick	2008-11	45
7. Eric Lange	1991-92	35
8. Jarod Tracy	2004-08	28
9. Chris Earnest	1998-01	24
10. Sam Henry	1970-72	22
11. Steve Cox	1976-77	19

Tackles

Player	Years	Solos	Assists	Total
1. Nelson Coleman	2003-07	202	211	413
2. Michael White	1987, '89-91	227	162	389
3. Robert Tennon	1976, '78-80	204	184	388
4. Lovie Smith	1976-79	156	211	367
5. Curnelius Arnick	2008-11	210	146	356
6. Chris Chamberlain	2004-07	209	143	352
7. Don Blackmon	1976, '78-80	166	170	336
8. Ashon Farley	1997-00	188	143	331
9. Muadianvita Kazadi	1993-96	170	158	328
10. Nick Bunting	2003-06	163	164	327
11. Dennis Byrd	1985-88	151	170	321
12. Dexter McCoil	2009-12	186	130	316
13. Levi Gillen	1994-97	198	113	311
14. DeAndre Brown	2008-09, '11-12	172	136	308

Top Crowds to See Tulsa Play

	Attendance	Score	Stadium	Site	Date
1.	85,260	#1 Oklahoma 47, Tulsa 14	Memorial Stadium	Norman, Okla.	Sept. 3, 2011
2.	84,803	#12 Oklahoma 45, Tulsa 0	Memorial Stadium	Norman, Okla.	Sept. 19, 2009
3.	83,877	#18 Oklahoma 31, Tulsa 15	Memorial Stadium	Norman, Okla.	Sept. 10, 2005
4.	80,795	Tulsa 28, Notre Dame 27	Notre Dame Stadium	South Bend, Ind.	Oct. 30, 2010
5.	75,008	#8 Oklahoma 28, Tulsa 18	Memorial Stadium	Norman, Okla.	Sept. 24, 1983
6.	74,911	#3 Oklahoma 58, Tulsa 0	Memorial Stadium	Norman, Okla.	Nov. 3, 2001
7.	72,173	Florida 52, Tulsa 0	Florida Field	Gainesville, Fla.	Sept. 12, 1987
8.	71,187	#3 Oklahoma 49, Tulsa 13	Memorial Stadium	Norman, Okla.	Sept. 22, 1979
9.	70,325	#11 Oklahoma 52, Tulsa 30	Memorial Stadium	Norman, Okla.	Sept. 22, 1990
10.	70,021	Arkansas 30, Tulsa 23	Razorback Stadium	Fayetteville, Ark.	Nov. 1, 2008
11.	70,000	#7 Tennessee 14, Tulsa 7	Sugar Bowl	New Orleans, La.	Jan. 1, 1943
12.	69,442	Arkansas 45, Tulsa 13	Razorback Stadium	Fayetteville, Ark.	Sept. 6, 2003
13.	69,000	#13 Georgia Tech 20, Tulsa 18	Sugar Bowl	New Orleans, La.	Jan. 1, 1944
14.	68,384	Tulsa 31, Oklahoma 24	Memorial Stadium	Norman, Okla.	Sept. 28, 1996
15.	67,770	Iowa 30, Tulsa 22	Kinnick Stadium	Iowa City, Iowa	Sept. 30, 1989
16.	67,647	#7 Texas A&M 62, Tulsa 13	Kyle Field	College Station, Texas	Sept. 18, 1999
17.	67,256	Tennessee 17, Tulsa 10	Neyland Stadium	Knoxville, Tenn.	Oct. 5, 1974
18.	67,121	#10 Oklahoma 41, Tulsa 20	Memorial Stadium	Norman, Okla.	Sept. 25, 1993
19.	66,431	Iowa 26, Tulsa 25	Kinnick Stadium	Iowa City, Iowa	Sept. 4, 1993
20.	64,893	Iowa 54, Tulsa 16	Kinnick Stadium	Iowa City, Iowa	Sept. 13, 1997
21.	64,451	Arkansas 19, Tulsa 15	Razorback Stadium	Fayetteville, Ark.	Nov. 3, 2012
22.	64,327	#8 Brigham Young 38, Tulsa 15	Cougar Stadium	Provo, Utah	Sept. 15, 1984
23.	64,200	Brigham Young 49, Tulsa 39	Cougar Stadium	Provo, Utah	Nov. 8, 1997
24.	63,754	Brigham Young 45, Tulsa 35	Cougar Stadium	Provo, Utah	Nov. 4, 1995
25.	62,517	Tennessee 38, Tulsa 3	Neyland Stadium	Knoxville, Tenn.	Oct. 30, 1971
26.	60,126	Tulsa 20, Florida 10	Florida Field	Gainesville, Fla.	Oct. 27, 1979
27.	58,926	#7 Texas A&M 19, Tulsa 9	Kyle Field	College Station, Texas	Sept. 12, 1992
28.	57,067	#3 Texas A&M 52, Tulsa 9	Kyle Field	College Station, Texas	Sept. 16, 1995
29.	56,627	Brigham Young 49, Tulsa 24	LaVell Edwards Stadium	Provo, Utah	Sept. 9, 2006
30.	55,263	Tulsa 20, Missouri 17	Memorial Stadium	Columbia, Mo.	Sept. 3, 1994
31.	55,112	Arkansas 24, Tulsa 0	War Memorial Stadium	Little Rock, Ark.	Sept. 21, 1985
32.	54,931	Iowa State 38, Tulsa 23	Jack Trice Stadium	Ames, Iowa	Sept. 1, 2012
33.	54,894	Tulsa 31, Fresno State 24	Liberty Bowl Stadium	Memphis, Tenn.	Dec. 31, 2005



TULSA DEFEATED NOTRE DAME IN THE 2010 SEASON BY A SCORE OF 28-27 IN FRONT OF THE FOURTH LARGEST CROWD (80,795) TO SEE A GOLDEN HURRICANE FOOTBALL GAME.

- INTRO
- PLAYERS
- STAFF
- REVIEW
- C-USA
- OPPONENTS
- HISTORY
- RECORDS

Series Records Against All Opponents

Opponent	W	L	T	First Game	Last Game
Air Force Academy	3	3	0	1957	1998
Alabama	0	3	0	1953	1962
Arizona	2	0	0	1958	1960
Arkansas	16	53	3	1898	2012
Arkansas State	2	2	0	1978	2003
Arkansas Tech	1	2	0	1922	1924
Army	1	0	0	2007	2007
Austin College (TX)	0	2	0	1923	1924
Bacone Jr. College (OK)	4	0	0	1895	1900
Baylor	4	5	0	1940	2002
Bowling Green	3	0	0	1989	2010
Boise State	0	6	0	2001	2011
Bradley	2	0	0	1949	1950
Brigham Young	1	6	0	1971	2007
Broken Arrow Prep (OK)	0	1	0	1910	1910
Burleson College (TX)	1	0	0	1919	1919
Camp Funston (KS)	0	1	0	1917	1917
Catholic University (DC)	1	1	0	1939	1940
Centenary (LA)	2	1	1	1934	1939
Central Arkansas	2	0	0	2008	2010
Central Michigan	1	1	0	1986	1987
Central State (OK)	8	3	0	1919	1938
Chilocco Indians (OK)	2	0	0	1920	1921
Cincinnati	16	13	2	1946	1997
Claremore Prep (OK)	5	1	0	1908	1914
Colorado	0	1	0	1969	1969
Colorado State	4	3	0	1965	1998
Creighton	5	0	0	1931	1942
Cumberland College (AR)	1	0	0	1916	1916
Des Moines	1	0	0	1923	1923
Denver	0	1	0	1917	1917
DePaul	2	0	0	1927	1928
Detroit	6	10	1	1928	1959
Drake	20	1	0	1935	1985
Drury (MO)	0	1	0	1917	1917
East Carolina	5	5	0	1984	2010
East Central (OK)	6	0	0	1914	1921
East Tennessee State	1	0	0	1995	1995
Eastern Okla. Jr. College	1	0	0	1915	1915
Epworth College (OK)	0	1	0	1905	1905
Euchee Indians (OK)	2	0	0	1912	1913
Florida	1	4	0	1948	1987
Florida State	0	5	0	1969	1985
Fort Smith Prep (AR)	1	0	0	1905	1905
Fresno State	2	4	0	1999	2012
Fullerton State (CA)	1	0	0	1986	1986
Georgetown	1	3	0	1923	1950
George Washington (DC)	5	2	0	1930	1937
Georgia	0	2	0	1945	1960
Georgia Tech	1	2	0	1943	2004
Hardin-Simmons	9	3	0	1951	1962
Haskell A&M (OK)	1	0	0	1913	1913
Haskell Indian School (KS)	5	8	0	1915	1931
Hawaii	4	5	0	1951	2010
Hendrix College (AR)	2	0	0	1930	1931
Hondo AFB (TX)	1	0	0	1945	1945
Houston	18	20	0	1950	2012
Idaho	1	0	0	1970	1970
Idaho State	2	0	0	1967	1970
Illinois State	2	0	0	1983	1984
Indiana	0	1	0	1945	1945

Opponent	W	L	T	First Game	Last Game
Indiana State	6	0	0	1975	2001
Iowa	1	3	0	1989	1997
Iowa Pre-Flight	0	1	0	1944	1944
Iowa State	1	2	0	1961	2012
Kansas	6	4	0	1933	2004
Kansas City Veterinary	1	0	0	1916	1916
Kansas State	11	6	1	1934	1988
Kingfisher College (OK)	2	0	0	1920	1921
Krebs Prep (OK)	1	0	0	1900	1900
Long Beach State	1	0	0	1985	1985
Louisiana-Monroe	2	1	0	1977	2007
Louisiana Tech	2	7	0	1986	2004
Louisville	14	12	0	1962	1994
Manhattan College (NY)	0	0	1	1937	1937
Marquette	2	1	0	1951	1956
Marshall	4	0	0	2007	2012
McMurry (TX)	2	0	0	1949	1950
McNeese State	0	2	0	1976	1979
Memphis	10	14	0	1961	2010
Mexico City University	1	0	0	1931	1931
Miami (FL)	1	3	0	1944	1991
Minnesota	0	2	0	2003	2005
Mississippi	3	0	0	1932	1964
Missouri	1	1	0	1994	1997
Missouri-Rolla	4	0	0	1916	1932
Montana	1	0	0	1972	1972
Montana State	3	0	0	1963	1990
Mounds Prep (OK)	1	0	0	1910	1910
Muskogee Prep (OK)	0	2	0	1908	1908
Navy	1	1	0	2004	2006
Nevada	2	4	0	1945	2004
Nevada-Las Vegas	3	0	0	1988	1998
New Mexico	4	2	0	1986	2009
New Mexico State	15	4	0	1946	2001
Nicholls State	1	0	0	2012	2012
Northeastern State (OK)	5	6	0	1896	1926
Northeastern Okla. A&M	1	0	0	1920	1920
North Dakota State	1	0	0	1941	1941
North Texas	18	6	0	1944	2011
Northern Arizona	0	1	0	1987	1987
Northern JC (OK)	2	0	0	1914	1925
Northwestern State (OK)	9	0	1	1914	1928
Northwest Louisiana	1	0	0	1983	1983
Notre Dame	1	0	0	2010	2010
Ohio	1	0	0	1991	1991
Oklahoma Baptist	9	1	1	1919	1932
Oklahoma City	10	2	0	1912	1933
Oklahoma	7	17	1	1914	2011
Oklahoma State	28	39	5	1914	2011
Oregon	0	1	0	1989	1989
Osage Indians (OK)	0	1	0	1908	1908
Ozarks College (AR)	1	0	0	1924	1924
Pacific	2	1	0	1953	1957
Parsons College (KS)	1	0	0	1927	1927
Phillips University (OK)	8	3	2	1916	1932
Pittsburg (KS)	2	1	1	1913	1917
Randolph AFB (TX)	1	0	0	1942	1942
Rice	10	7	1	1937	2012
Richmond	1	0	0	1976	1976
Sam Houston State	1	0	0	2009	2009
San Diego State	2	2	0	1977	1998
San Jose State	3	3	0	1999	2004

Opponent	W	L	T	First Game	Last Game
San Francisco	1	1	0	1949	1950
SMU	7	13	0	1935	2012
South Carolina	0	1	0	1948	1948
South Dakota	1	0	0	1927	1927
Southeastern Okla.	6	0	0	1915	1928
Southern Illinois	7	2	0	1963	1984
Southern Miss	4	3	1	1991	2010
SW Missouri State	7	0	0	1990	2004
Southwestern Louisiana	4	5	0	1977	1992
Southwestern Okla.	1	0	0	1922	1922
Southwestern Texas	1	0	1	1943	1944
St. Edward's (TX)	0	2	0	1923	1924
St. Gregory's (OK)	2	0	0	1916	1920
St. John's (KS)	1	0	0	1923	1923
St. Louis	4	0	1	1938	1942
Stephen F. Austin	1	0	0	2006	2006
Tampa3	1	0	0	1966	1974
Temple	2	0	0	1987	1988
Tennessee	0	5	0	1942	1974
Tennessee Medics	1	1	1	1923	1925
Tennessee Tech	1	0	0	1986	1986
Texas A&M	2	6	0	1922	1999
Texas Christian	5	14	0	1921	2000
Texas State	1	0	0	2003	2003
Texas Tech	12	11	0	1941	1987
Trinity (TX)	1	0	0	1919	1919
Toledo	1	1	0	1962	1964
Tulane	8	1	0	1968	2012
Tulsa Central Prep (OK)	1	2	0	1908	1913
UAB	4	0	0	2007	2012
UCF (Central Florida)	5	2	0	2005	2012
Utah	2	1	0	1943	1997
UTEP (Texas-El Paso)	13	8	0	1988	2012
Villanova	3	0	0	1949	1952
Virginia Tech	3	1	0	1970	1978
Waco AFB (TX)	1	0	0	1942	1942
Wake Forest	0	3	0	1967	1989
Washburn (KS)	6	0	0	1929	1940
Washington (MO)	3	0	0	1937	1942
West Texas State	13	1	1	1945	1985
West Virginia	0	1	0	1998	1998
Wichita State	32	13	1	1928	1986
Wyoming	2	3	0	1954	1998

Tulsa's All-Time Head Coaching Records

Coach	Years	G	W	L	T	Pct
Norman Leard	1895-97	7	5	2	0	.714
Fred Taylor	1898-99	3	1	1	1	.500
Harvey Allen	1912	4	1	3	0	.250
George Evans	1913	7	5	2	0	.714
Sam McBirney	1908, 1914-16	32	25	6	1	.806
Hal Medford	1917	9	0	8	1	.000
Arthur Smith	1918	3	1	2	0	.333
Francis Schmidt	1919-21	29	24	3	2	.889
Howard Acher	1922-24	25	12	11	2	.522
Elmer Henderson	1925-35	100	70	25	5	.737
Vic Hurt	1936-38	29	15	9	5	.625
Chet Benefiel	1939-40	20	11	8	1	.589
Henry Frnka	1941-45	50	40	9	1	.816
J. O. Brothers	1946-52	74	45	25	4	.635
Bernie Witucki	1953-54	21	3	18	0	.143
Bobby Dobbs	1955-60	60	30	28	2	.517
Glenn Dobbs	1961-68	82	45	37	0	.549
Vince Carillot	1969	10	1	9	0	.100
Claude Gibson	1970-72	27	11	16	0	.407
F. A. Dry	1972-76	50	31	18	1	.633
John Cooper	1977-84	88	57	31	0	.648
Don Morton	1985-86	22	13	9	0	.591
George Henshaw	1987	11	3	8	0	.273
David Rader	1988-99	130	49	80	1	.376
Pat Henderson	1999	4	1	3	0	.250
Keith Burns	2000-02	35	7	28	0	.200
Steve Kragthorpe	2003-06	51	29	22	0	.569
Todd Graham	2007-10	53	36	17	0	.679
Bill Blankenship	2011-present	27	19	8	0	.704

Top-10 Winningest Coaches

(based on victories)

Coach	Years	W	L	T	Pct
1. Elmer Henderson	1925-35	70	25	5	.737
2. John Cooper	1977-84	57	31	0	.648
3. David Rader	1988-99	49	80	1	.376
4. J. O. Brothers	1946-52	45	25	4	.635
5. Glenn Dobbs	1961-68	45	37	0	.549
6. Henry Frnka	1941-45	40	9	1	.816
7. Todd Graham	2007-10	36	17	0	.679
8. F. A. Dry	1972-76	31	18	1	.633
9. Bobby Dobbs	1955-60	30	28	2	.517
10. Steve Kragthorpe	2003-06	29	22	0	.569
11. Sam McBirney	1914-16	25	6	1	.806

(based on winning percentage)

Coach	Years	G	W	L	T	Pct
1. Francis Schmidt	1919-21	29	24	3	2	.889
2. Henry Frnka	1941-45	50	40	9	1	.816
3. Sam McBirney	1914-16	32	25	6	1	.806
4. Elmer Henderson	1925-35	100	70	25	5	.737
T5. Norman Leard	1895-97	7	5	2	0	.714
T5. George Evans	1913	7	5	2	0	.714
7. Bill Blankenship	2011-pres.	27	19	8	0	.704
8. Todd Graham	2007-10	53	36	17	0	.679
9. John Cooper	1977-84	88	57	31	0	.648
10. J.O. Brothers	1946-52	74	45	25	4	.635
11. F. A. Dry	1972-76	50	31	18	1	.633

INTRO

PLAYERS

STAFF

REVIEW

C-USA

OPPONENTS

HISTORY

RECORDS

Season-By-Season Review

Year	Coach	W	L	T	Points TU - Opp.	Home	Away	Neut.	Conf. Record	Conf. Place	Bowl (Win/Loss)
1895	Norman Leard	1	0	0	-	1-0	0-0	-	-	-	
1896	Norman Leard	2	1	0	-	2-0	0-1	-	-	-	
1897	Norman Leard	2	1	0	-	2-0	0-1	-	-	-	
1898	Fred Taylor	1	0	0	-	1-0	0-0	-	-	-	
1899	Fred Taylor	0	1	1	0-11	0-0-1	0-1	-	-	-	
1900	unknown	2	1	0	43-23	2-0	0-1	-	-	-	
1901	unknown	0	1	0	0-48	0-0	0-1	-	-	-	
1902	unknown	0	1	0	0-33	0-1	0-0	-	-	-	
1903	no team										
1904	no team										
1905	unknown	1	2	0	10-24	1-1	0-1	-	-	-	
1906	no team										
1907	no team										
1908	Sam McBirney	2	3	0	80-43	1-1	1-2	-	-	-	
1909	unknown	2	1	0	23-33	1-0	1-1	-	-	-	
1910	unknown	2	1	0	9-11	1-0	1-1	-	-	-	
1911	no team										
1912	Harvey Allen	1	3	0	75-103	0-1	1-2	-	-	-	
1913	George Evans	5	2	0	271-59	3-1	2-1	-	-	-	
1914	Sam McBirney	7	2	0	261-48	2-1	5-1	-	3-2, OCC	3rd	
1915	Sam McBirney	6	1	1	257-33	3-1	3-0-1	-	4-1-1, OCC	2nd	
1916	Sam McBirney	10	0	0	566-40	7-0	3-0	-	4-0, OCC	1st	
1917	Hal Medford	0	8	1	66-221	0-4-1	0-4	-	DNP	-	
1918	Arthur Smith	1	2	0	9-56	0-1	1-1	-	DNP	-	
1919	Francis Schmidt	8	0	1	594-27	6-0	2-0-1	-	5-0-1, OCC	1st	
1920	Francis Schmidt	10	0	1	621-21	8-0	2-0-1	-	6-0-1, OCC	1st	
1921	Francis Schmidt	6	3	0	257-95	5-1	1-1	0-1	5-1, OCC	2nd	
1922	Howard Acher	9	0	0	157-60	5-0	3-0	1-0	4-0, OCC	1st	
1923	Howard Acher	2	5	1	107-165	2-3	0-2-1	-	DNP	-	
1924	Howard Acher	1	6	1	17-133	1-4-1	0-2	-	DNP	-	
1925	Elmer Henderson	6	2	0	128-91	4-2	2-0	-	4-0, OCC	1st	
1926	Elmer Henderson	7	2	0	169-56	5-2	2-0	-	5-1, OCC	2nd	
1927	Elmer Henderson	8	1	0	201-84	6-1	2-0	-	3-1-1, OCC	2nd	
1928	Elmer Henderson	7	2	1	273-73	6-2	1-0-1	-	3-1-1, OCC	2nd	
1929	Elmer Henderson	6	3	1	107-81	4-1	2-2-1	-	4-0-1, Big 4	1st	
1930	Elmer Henderson	7	2	0	171-79	6-2	1-0	-	3-0, Big 4	1st	
1931	Elmer Henderson	8	3	0	255-55	6-3	2-0	-	2-1, Big 4	2nd	
1932	Elmer Henderson	7	1	1	175-36	6-0-1	1-1	-	3-0, Big 4	1st	
1933	Elmer Henderson	6	1	0	93-19	4-1	2-0	-	DNP	-	
1934	Elmer Henderson	5	2	1	106-39	5-1-1	0-1	-	DNP	-	
1935	Elmer Henderson	3	6	1	58-94	2-4-1	1-2	-	3-0, MVC	1st	
					Points				Conf.	Conf.	

Year	Coach	W	L	T	Points TU - Opp.	Home	Away	Neut.	Conf. Record	Conf. Place	Bowl (Win/Loss)
1936	Vic Hurt	5	2	2	154-56	4-2-1	1-0-1	-	3-0, MVC	1st	
1937	Vic Hurt	6	2	2	195-90	4-1-1	2-1-1	-	3-0, MVC	1st	
1938	Vic Hurt	4	5	1	115-148	3-0-1	1-4	0-1	3-1, MVC	1st	
1939	Chet Benefiel	4	5	1	94-104	3-3-1	1-2	-	2-1-1, MVC	3rd	
1940	Chet Benefiel	7	3	0	166-112	5-1	2-1	0-1	4-0, MVC	1st	
1941	Henry Frnka	8	2	0	194-65	5-1	2-1	1-0	4-0, MVC	1st	Sun (W)
1942	Henry Frnka	10	1	0	434-46	6-0	4-0	0-1	5-0, MVC	1st	Sugar (L)
1943	Henry Frnka	6	1	1	269-52	4-0-1	2-0	0-1	1-0, MVC	1st	Sugar (L)
1944	Henry Frnka	8	2	0	380-128	5-2	1-0	2-0	0-1, MVC	2nd	Orange (W)
1945	Henry Frnka	8	3	0	275-84	7-0	1-2	0-1	2-1, MVC	2nd	Oil (L)
1946	J. O. Brothers	9	1	0	295-83	7-0	2-1	-	3-0, MVC	1st	
1947	J. O. Brothers	5	5	0	143-128	4-3	1-2	-	3-0, MVC	1st	
1948	J. O. Brothers	0	9	1	135-330	0-6	0-3-1	-	0-1-1, MVC	4th	
1949	J. O. Brothers	5	5	1	223-233	4-2	1-3-1	-	1-2-1, MVC	5th	
1950	J. O. Brothers	9	1	1	339-124	5-0-1	4-1	-	3-0-1, MVC	1st	
1951	J. O. Brothers	9	2	0	371-200	7-0	2-2	-	4-0, MVC	1st	
1952	J. O. Brothers	8	2	1	341-197	6-0-1	2-1	0-1	3-1, MVC	2nd	Gator (L)
1953	Bernie Witucki	3	7	0	117-258	2-3	1-4	-	1-3, MVC	4th	
1954	Bernie Witucki	0	11	0	118-333	0-5	0-6	-	0-4, MVC	4th	
1955	Bobby Dobbs	2	7	1	124-232	1-3-1	1-4	-	1-3, MVC	4th	
1956	Bobby Dobbs	7	2	1	169-67	6-0-1	1-2	-	2-1-1, MVC	2nd	
1957	Bobby Dobbs	4	6	0	110-145	2-3	2-3	-	2-3, MVC	3rd	
1958	Bobby Dobbs	7	3	0	216-100	5-1	2-2	-	2-2, MVC	3rd	
1959	Bobby Dobbs	5	5	0	137-164	5-1	0-4	-	2-2, MVC	3rd	
1960	Bobby Dobbs	5	5	0	169-230	2-3	3-2	-	2-1, MVC	2nd	
1961	Glenn Dobbs	2	8	0	91-205	2-3	0-5	-	1-2, MVC	2nd	
1962	Glenn Dobbs	5	5	0	219-181	4-2	1-3	-	3-0, MVC	1st	
1963	Glenn Dobbs	5	5	0	214-241	4-2	1-3	-	2-2, MVC	3rd	
1964	Glenn Dobbs	9	2	0	398-140	5-0	3-2	1-0	3-1, MVC	2nd	Bluebonnet (W)
1965	Glenn Dobbs	8	3	0	321-171	4-0	4-2	0-1	4-0, MVC	1st	Bluebonnet (L)
1966	Glenn Dobbs	6	4	0	220-203	4-0	2-4	-	3-1, MVC	1st	
1967	Glenn Dobbs	7	3	0	304-155	4-1	3-2	-	3-1, MVC	2nd	
1968	Glenn Dobbs	3	7	0	149-314	2-2	1-5	-	2-3, MVC	3rd	
1969	Vince Carillot	1	9	0	183-377	1-3	0-6	-	1-4, MVC	6th	
1970	Claude Gibson	6	4	0	187-178	6-0	0-4	-	3-1, MVC	2nd	
1971	Claude Gibson	4	7	0	173-297	1-4	3-3	-	3-2, MVC	2nd	
1972	Gibson (1-5)/Dry (3-2)	4	7	0	195-269	3-2	1-5	-	3-2, MVC	3rd	
1973	F.A. Dry	6	5	0	258-193	5-0	1-5	-	5-1, MVC	1st	
1974	F.A. Dry	8	3	0	285-204	5-0	3-3	-	6-0, MVC	1st	
1975	F.A. Dry	7	4	0	368-181	4-2	3-2	-	4-0, MVC	1st	
1976	F.A. Dry	7	4	1	253-208	3-1-1	4-2	0-1	2-1-1, MVC	1st	Independence (L)
1977	John Cooper	3	8	0	192-398	2-2	1-6	-	2-3, MVC	4th	
1978	John Cooper	9	2	0	289-203	6-0	3-2	-	4-1, MVC	2nd	
1979	John Cooper	6	5	0	195-221	3-2	3-3	-	DNP	-	
1980	John Cooper	8	3	0	243-196	5-0	3-3	-	4-1, MVC	1st	
1981	John Cooper	7	4	0	304-196	5-1	2-3	-	5-1, MVC	1st	
1982	John Cooper	10	1	0	312-196	5-0	5-1	-	6-0, MVC	1st	
1983	John Cooper	8	3	0	297-185	6-0	2-3	-	5-0, MVC	1st	
1984	John Cooper	6	5	0	261-206	3-2	3-3	-	5-0, MVC	1st	
1985	Don Morton	6	5	0	274-328	4-1	2-4	-	5-0, MVC	1st	
1986	Don Morton	7	4	0	293-186	5-1	2-3	-	-	-	

INTRO

PLAYERS

STAFF

REVIEW

C-USA

OPPONENTS

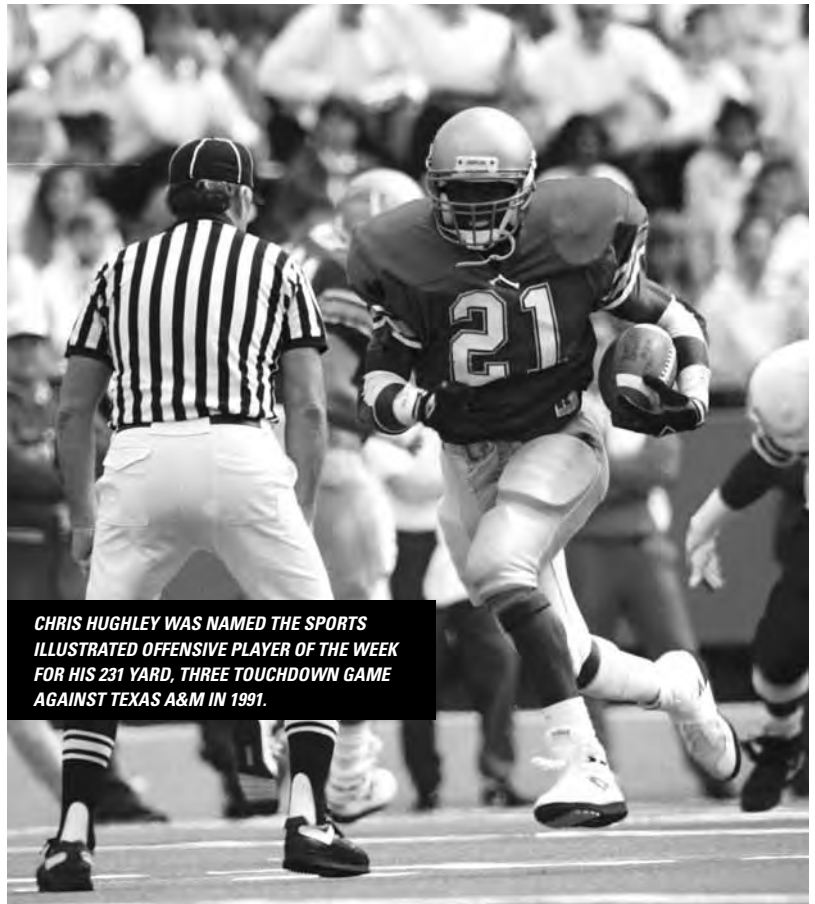
HISTORY

RECORDS

Year	Coach	W	L	T	Points TU - Opp.	Home	Away	Neut.	Conf. Record	Conf. Place	Bowl (Win/Loss)
1987	George Henshaw	3	8	0	175-371	1-3	2-5	-	-	-	
1988	David Rader	4	7	0	254-318	3-1	1-6	-	-	-	
1989	David Rader	6	6	0	302-271	5-0	1-5	0-1	-	-	Independence (L)
1990	David Rader	3	8	0	183-281	2-3	1-5	-	-	-	
1991	David Rader	10	2	0	305-208	6-1	3-1	1-0	-	-	Freedom (W)
1992	David Rader	4	7	0	240-303	4-2	0-5	-	-	-	
1993	David Rader	4	6	1	262-259	1-3-1	3-3	-	-	-	
1994	David Rader	3	8	0	244-384	2-3	1-5	-	-	-	
1995	David Rader	4	7	0	233-300	3-2	1-5	-	-	-	
1996	David Rader	4	7	0	245-333	2-3	2-4	-	2-6, WAC	7th	
1997	David Rader	2	9	0	258-426	1-4	1-5	-	2-6, WAC	7th	
1998	David Rader	4	7	0	222-258	3-3	1-4	-	2-6, WAC	7th	
1999	David Rader (1-6)/ Pat Henderson (1-3)	2	9	0	230-386	1-5	1-4	-	1-6, WAC	8th	
2000	Keith Burns	5	7	0	240-283	3-3	2-4	-	4-4, WAC	5th	
2001	Keith Burns	1	10	0	191-387	1-5	0-5	-	0-8, WAC	10th	
2002	Keith Burns	1	11	0	233-417	1-5	0-6	-	1-7, WAC	9th	
2003	Steve Kragthorpe	8	5	0	400-361	5-1	3-3	0-1	6-2, WAC	2nd	Humanitarian (L)
2004	Steve Kragthorpe	4	8	0	345-398	4-2	0-6	-	3-5, WAC	6th	
2005	Steve Kragthorpe	9	4	0	430-305	3-2	5-2	1-0	6-2, C-USA	1st	AutoZone Liberty (W)
2006	Steve Kragthorpe	8	5	0	360-262	5-1	3-3	0-1	5-3, C-USA	3rd/West	Armed Forces (L)
2007	Todd Graham	10	4	0	576-467	5-1	4-3	1-0	6-2, C-USA	1st/West	GMAC (W)
2008	Todd Graham	11	3	0	661-391	6-1	4-2	1-0	7-1, C-USA	1st/West	GMAC (W)
2009	Todd Graham	5	7	0	351-328	2-4	3-3	0-0	3-5, C-USA	T3rd/West	
2010	Todd Graham	10	3	0	538-394	6-0	4-3	0-0	6-2, C-USA	T1st/West	Sheraton Hawaii (W)
2011	Bill Blankenship	8	5	0	430-355	4-2	4-2	0-1	7-1, C-USA	2nd/West	Armed Forces (L)
2012	Bill Blankenship	11	3	0	486-331	7-0	3-3	1-0	7-1, C-USA	1st	AutoZone Liberty (W)

Tulsa Won-Lost Records

	Wins	Losses	Ties
114-Year Record (1077 games)	597	453	27
Home Record (584 games)	397	170	17
Road Record (470 games)	190	270	10
Neutral Site Record (23 games)	10	13	0
Skelly Field Record (474 games)	318	142	14
Conference Record (410 games)	269	129	12



CHRIS HUGHLEY WAS NAMED THE SPORTS ILLUSTRATED OFFENSIVE PLAYER OF THE WEEK FOR HIS 231 YARD, THREE TOUCHDOWN GAME AGAINST TEXAS A&M IN 1991.

Tulsa Athletic Hall of Fame Inductees

1982

Glenn Dobbs, Football 194-042
Ivan Grove, Football 1914-16-19
Bob Patterson, Basketball 1953-55

1983

Chet Benefiel, Football 1928-31
Madison Blevins, Football 1914-16
Gerin Cameron, Tennis 1936-38
Henry Frnka, Football Coach 1940-46
Ellis Jones, Football 1942-44
Marvin Matuszak, Football 1951-52
Ishmael Pilkington, Football 1930-31
Howard Waugh, Football 1951-52

1984

X. Eln Jones, Football 1926-28
James King, Basketball 1961-62
Jerry Rhome, Football 1963-64
Bobby Smith, Basketball 1967-69
Howard Twilley, Football 1963-65
William Volok, Football 1931-33
John Young, Football 1914-16-19

1985

Dick Nunneley, Basketball 1951-54
Drew Pearson, Football 1970-72
Steve Rogers, Baseball 1968-71

1986

Billy Guy Anderson, Football 1963-65
Ham Harmon, Football 1934-36
Sax Judd, Football 1940-42
Clyde LeForce, Football 1942-43, 46
Willie Townes, Football 1964-65

1987

William Boehm, Football 1929-32
James Finks, Football 1946-48
Bill Kusleika, Basketball 1962-64
Jerry Tabb, Baseball 1970-73

1988

Steve Bowling, Baseball 1971-74
Murl "Tuffy" Cline, Football 1923-26
Jeff Jordan, Football 1961-64
Ronnie Morris, Football 1950-52
Felto Prewitt, Football 1943-45
Roy Selby, Football 1925-28

1989

Don Blackmon, Football 1976-80
Charles Dugger, Football 1931-34
Clyde Goodnight, Football 1942-44
Jerry Keeling, Football 1958-60
Tom Miner, Football 1951-53
Les Rogers, Baseball 1969-70

1990

Rick Park, Basketball 1963-65
Layn Phillips, Tennis 1971-74
Cal Purdin, Football 1940-42
Drane Scrivener, Football 1970-72
Kaye Vaughan, Football 1950-52

1991

Steve Largent, Football 1972-75
Nancy Lopez, Golf 1975-77
Sam McBirney, Football Coach 1908, 14-16
Bob St. Clair, Football 1952
Women's Golf 1982 National Champions

1992

Kathy Baker, Golf 1979-83
Dick Courter, Basketball 1951-55
Jerry D'Arcy, Football 1942, 46-47
1942 Sugar Bowl Football Team

1993

Tommy Hudspeth, Football 1950-52
Paul Pressey, Basketball 1980-82
Jody Rosenthal, Golf 1981-85
Francis Schmidt, Football Coach 1919-21
Roy Stuart, Football 1939-41
1969 College World Series Runner-up Team

1994

Willie Biles, Basketball 1971-74
Hardy Brown, Football 1945-47
Clarence Iba, Basketball Coach 1949-60
Bob Breitenstein, Football 1962-64
1945 Orange Bowl Football Team

1995

Steve Harris, Basketball 1982-85
Kelly May, Volleyball 1977-80
Neil Ridley, Basketball 1947-51
Neal Sweeney, Football 1965-66
James Unruh, Golf 1947-50
1916 Football Team

1996

Benton Springer, Football 1917-19
Bob Hellinghausen, Football 1943-46
Micheal Gunter, Football 1980-83
Dale McNamara, Women's Golf Coach 1974-2000

1997

Roy "Skeeter" Berry, Football 1932-34
Rogers Lehew, Football 1946-49
Ron Streck, Golf 1973-76
Holly Hartley, Golf 1976-79
1919, 1920 Kendall College Football Teams

1998

Ron Carson, Basketball 1966-70
Ken Lacy, Football 1979-82
Adele Lukken, Golf 1983-86
Warren Shackelford, Basketball 1949-53
George Willis, Basketball 1930-33
Camp Wilson, Football 1943-45
1980-81 NIT Championship Basketball Team

1999

J.R. Boone, Football 1944-47
Nelson Greene, Football 1941-42, 46-47
Al Jenkins, Football 1966-69
Melissa McNamara, Golf 1984-88
Lovie Smith, Football 1976-79

2000

Steve Bracey, Basketball 1970-72
Steve Gage, Football 1983-86
Roger Wendel, Basketball 1955-59
Frank Velez, Soccer 1988-91
1952 Gator Bowl Team

2001

Steve August, Football 1972-76
Cliff Butcher, Baseball 1969-71
David Voss, Basketball 1957-61
1941 Sun Bowl Champion Football Team

2002

Bob Brumble, Football 1957-59
N. A. Keithley, Football 1940-42
Gene Shell, Baseball Coach 1965-80
1954-55 Basketball Team

2003

Rube Leekley, Football 1915-16
David Alexander, Football 1982-86
Kevin King, Soccer 1988-91
1964 Bluebonnet Bowl Football Team

2004

Bill Hall, Tennis 1952-55
Tony Liscio, Football 1959-62
Dennis Byrd, Football 1984-88
1920-21 Basketball Team

2005

Fred Smith, Football 1947-50
Al Humphrey, Football 1971-74
Tracy Moore, Basketball 1984-88
1944 Sugar Bowl Football Team

2006

Mike Marrs, Baseball, Basketball 1965-68
Doug Wyatt, Football 1965-68
Sid Abramowitz, Football 1979-82
Nolan Richardson, Basketball Coach 1980-85

2007

Bob Junko, Football 1964-67
David Moss, Basketball 1983-87
Dan Bitson, 1987-91
Women's Golf 1980 National Champions

2008

Ken Hayes, Basketball Coach 1968-75
Jerry Ostroski, Football 1988-91
1945 Oil Bowl Football Team

2009, 2010

No Class inducted

2011

Mike Sember, Baseball 1971-74
John Cooper, Football Coach 1977-84
Shea Seals, Basketball 1993-97
1991 Men's Soccer Team

2012

No Class inducted

INTRO

PLAYERS

STAFF

REVIEW

C-USA

OPPONENTS

HISTORY

RECORDS

Homecoming Game Results

Year	Opponent	W-L-T	Tulsa	Opp
1926	Arkansas	W	14	7
1927	Southeastern Oklahoma	W	32	0
1928	Wichita State	W	46	0
1929	Oklahoma Baptist	W	7	3
1930	Phillips	W	25	0
1931	Oklahoma State	L	6	7
1932	Oklahoma State	T	0	0
1933	Oklahoma State	L	0	7
1934	Kansas State	W	21	0
1935	Oklahoma State	W	12	0
1936	Oklahoma State	W	13	0
1937	Oklahoma State	W	27	0
1938	Oklahoma State	W	20	7
1939	Detroit	L	7	16
1940	Texas Christian	W	7	0
1941	Baylor	W	20	13
1942	Baylor	W	24	0
1943	Oklahoma State	W	55	6
1944	Oklahoma State	L	40	46
1945	Baylor	W	26	7
1946	Baylor	W	17	0
1947	Baylor	L	6	7
1948	South Carolina	L	7	27
1949	Kansas State	W	48	27
1950	Detroit	T	13	13
1951	Kansas State	W	42	26
1952	Villanova	W	42	6
1953	Houston	W	23	2
1954	Oklahoma State	L	0	12
1955	Texas Tech	L	34	7
1956	Oklahoma State	T	14	14
1957	Houston	L	7	13
1958	Texas Tech	W	9	7
1959	Houston	L	13	22
1960	Wichita State	L	20	21
1961	Houston	L	2	14
1962	Louisville	W	25	7
1963	Cincinnati	L	15	21
1964	Oklahoma State	W	61	14
1965	Louisville	W	51	18
1966	Montana State	W	13	10
1967	Wake Forest	L	24	31
1968	Memphis State	L	6	32
1969	Houston	L	14	47
1970	Wichita State	W	21	12
1971	Air Force	L	7	17
1972	Montana	W	10	7
1973	New Mexico State	W	52	14
1974	New Mexico State	W	28	7
1975	Memphis State	L	14	16
1976	Memphis State	W	16	14
1977	Wichita State	L	26	38
1978	Kansas State	W	24	14
1979	Texas Christian	L	24	17
1980	Kansas State	W	3	0
1981	Southern Illinois	L	34	36
1982	Oklahoma State	W	25	15
1983	New Mexico State	W	24	10
1984	Oklahoma State	L	7	31
1985	Drake	W	45	15
1986	Wichita State	W	38	10
1987	Louisville	W	26	22

Year	Opponent	W-L-T	Tulsa	Opp
1988	UTEP	L	24	27
1989	New Mexico State	W	34	13
1990	Memphis State	L	10	22
1991	Miami	L	10	34
1992	SW Missouri State	W	17	14
1993	Cincinnati	L	15	22
1994	East Carolina	L	21	28
1995	Wyoming	W	35	6
1996	Brigham Young	L	30	55
1997	Rice	L	18	33
1998	San Diego State	L	14	24
1999	Hawaii	L	21	35
2000	UTEP	L	7	40
2001	New Mexico State	L	7	24
2002	UTEP	W	20	0
2003	SMU	W	35	16
2004	Boise State	L	42	45
2005	Memphis	W (OT)	37	31
2006	North Texas	W	28	3
2007	Marshall	W	38	31
2008	Rice	W	63	28
2009	SMU	L	13	27
2010	Tulane	W	52	24
2011	SMU	W	38	7
2012	Rice	W	28	24

Tulsa has a 49-35-3 record in Homecoming games

Tulsa in the Final Top-25 Polls

Associated Press

(Voted on by Writers and Broadcasters)

#1 Ranked

Year	Team	TU Rank
1942	Ohio State	Tulsa 4th (10-1)
1943	Notre Dame	Tulsa 15th (6-1-1)
1945	Army	Tulsa 17th (8-3)
1946	Notre Dame	Tulsa 17th (9-1)
1950	Oklahoma	Tulsa 19th (9-1-1)
1952	Michigan St.	Tulsa 12th (8-2-1)
1991	Miami	Tulsa 21st (10-2)
2010	Auburn	Tulsa 24th (10-3)

United Press International

(Voted on by Coaches prior to 1991)

#1 Ranked

Year	Team	TU Rank
1964	Alabama	Tulsa 18th (9-2)
1965	Michigan State	Tulsa 16th (8-3)
1974	Southern Cal	Tulsa 19th (8-3)

USA Today/CNN

(Voted on by Coaches)

#1 Ranked

Year	Team	TU Rank
1991	Washington	Tulsa 21st (10-2)
2012	Alabama	Tulsa 25th (11-3)

Tulsa All-Time Results



NORMAN Leard
3 seasons
1895 - 1897
W-5, L-2, T-0

1895 **Won 1** **Lost 0**

- Defeated Bacone Indians (now Bacone Junior College) in a home game at Muskogee. No score recorded.

1896 **Won 2** **Lost 1**

- Defeated Bacone Indians in a home game at Muskogee, no score recorded.
- Defeated Cherokee Male Seminary (Now Northeastern Oklahoma State University) in a home game at Muskogee, no score recorded.
- Lost to NE Oklahoma 0-6 at Tahlequah.

1897 **Won 2** **Lost 1**

- Defeated Bacone Junior College in a home game at Muskogee.
- Lost to NE Oklahoma at Tahlequah.
- Defeated NE Oklahoma at Muskogee. (No scores recorded)



FRED Taylor
2 seasons
1898 - 1899
W-1, L-1, T-1

1898 **Won 1** **Lost 0**

- Defeated Arkansas at Muskogee. (No score recorded)

1899 **Won 0** **Lost 1** **Tied 1**

Oct.	28	@ Arkansas	L	0-11	Fayetteville, AR
Nov.	3	Arkansas	T	0-0	Muskogee, OK

COACH Unknown

1900 **Won 2** **Lost 1**

N/A	@ Bacone Jr. Coll	W	33-0	Muskogee, OK
N/A	@ Krebs High (OK)	W	11-5	Muskogee, OK
N/A	@ NE Oklahoma	L	0-18	Tahlequah, OK

1901 **Won 0** **Lost 1**

Nov.	9	@ Arkansas	L	0-48	Fayetteville, AR
------	---	------------	---	------	------------------

1902 **Won 0** **Lost 1**

Oct.	28	Arkansas	L	0-33	Muskogee, OK
------	----	----------	---	------	--------------


1903 - 1904 **No Teams Fielded**

COACH Unknown

1905 **Won 1** **Lost 2**

N/A	@ NE Oklahoma	L	5-18	Tahlequah, OK
N/A	Ft. Smith High (AR)	W	5-0	Muskogee, OK
N/A	@ Epworth College (OK)	L	0-6	Muskogee, OK

1906 - 1907 **No team**



SAM McBirney
4 seasons
1908, 1914 - 1916
W-24, L-6, T-1
1 OCC Championship

1908 **Won 2** **Lost 3**

Oct.	30	@ Muskogee High	L	5-10	Muskogee, OK
Nov.	7	Muskogee High	L	0-10	Athletic Park
	13	@ Osage Indians	L	11-23	Pawhuska, OK
	20	@ Claremore Prep	W	48-0	Claremore, OK
	26	Tulsa Central High	W	16-0	Athletic Park

COACH Unknown

1909 **Won 2** **Lost 1**

Oct.	8	@ NE Oklahoma	L	6-22	Tahlequah, OK
	11	@ Claremore High (forfeit)	W	1-0	Claremore, OK
	30	Claremore High	W	16-11	Harwell Field

1910 **Won 2** **Lost 1**

Oct.	14	@ Broken Arrow High	L	6-11	Broken Arrow, OK
Nov.	11	@ Claremore High	W	3-0	Claremore, OK
	18	Mounds High		(Win, no score recorded)	

1911 **No team**



HARVEY Allen
1 season
1912
W-1, L-3, T-0

1912 **Won 1** **Lost 3**

Sept.	27	@ Oklahoma City	L	6-39	Guthrie, OK
Nov.	1	@ NE Oklahoma	L	6-32	Tahlequah, OK
	18	@ Euchee Indians	W	57-0	Sapulpa, OK
	28	Tulsa Central High	L	6-32	South Main Park

INTRO
 PLAYERS
 STAFF
 REVIEW
 C-USA
 OPPONENTS
 HISTORY
 RECORDS



GEORGE Evans

1 season
1913
W-5, L-2, T-0

1913	Won 5	Lost 2		
Sept. 27	@ Euchee Indians	W	92-0	Sapulpa, OK
Oct. 3	Haskell A&M	W	58-0	Broken Arrow, OK
10	Claremore High	W	43-0	South Main Park
24	NE Oklahoma	W	28-0	South Main Park
31	Oklahoma City	W	18-0	Tulsa Fairgrounds
Nov. 14	@ Pittsburg State	L	25-32	Pittsburg, KS
27	Tulsa Central High	L	7-27	South Main Park



SAM McBirney

(see previous years)

1914	Won 6	Lost 2		
Oct. 3	NW Oklahoma*	W	33-0	South Main Park
6	Northern Okla. JC	W	47-0	South Main Park
16	@ Oklahoma State*	L	6-13	Stillwater, OK
23	@ East Central (OK)*	W	12-0	Ada, OK
31	@ Pittsburg State	W	63-0	Pittsburg, KS
Nov. 6	@ Claremore High	W	54-0	Claremore, OK
13	@ Oklahoma City*	W	39-9	Guthrie, OK
30	Oklahoma*	L	7-26	South Main Park

*Oklahoma Collegiate Conference 3-2 (3rd place)

1915	Won 6	Lost 1	Tied 1	
Oct. 1	Eastern Okla. JC	W	62-0	Association Park
8	@ NE Oklahoma*	W	55-0	Tahlequah, OK
15	@ Oklahoma A&M*	T	0-0	Stillwater, OK
29	@ NW Oklahoma*	W	26-6	Alva, OK
Nov. 6	Oklahoma*	L	13-14	Association Park
13	East Central (OK)*	W	49-3	Association Park
20	@ SE Oklahoma*	W	45-7	Durant, OK
25	Haskell Indians	W	7-3	Association Park

*Oklahoma Collegiate Conference 4-1-1 (2nd place)

1916	Won 10	Lost 0		
Sept. 30	Cumberland (AR)	W	81-0	Association Park
Oct. 6	@ Phillips University*	W	50-7	Enid, OK
14	@ Oklahoma*	W	16-0	Norman, OK
21	NW Oklahoma*	W	60-7	Association Park
28	Pittsburg State	W	49-3	Association Park
Nov. 4	Oklahoma State*	W	17-13	Association Park
11	@ Kansas City Veterinary	W	48-10	Federal Park, KC
18	Haskell Indians	W	46-0	Association Park
25	St. Gregory	W	82-0	Association Park
30	Missouri-Rolla	W	117-0	Association Park

*Oklahoma Collegiate Conference 4-0 (1st place)



HAL Medford

1 season
1917
W-0, L-8, T-1

1917	Won 0	Lost 8	Tied 1	
Oct. 6	Drury (MO)	L	13-14	Association Park
13	Haskell Indians	L	7-12	Association Park
20	Pittsburg State	T	0-0	Association Park
27	@ Arkansas	L	7-19	Fayetteville, AR
Nov. 3	@ Camp Funston	L	6-15	Ft. Riley, KS
10	Denver Univ.	L	19-20	Association Park
17	@ Oklahoma State	L	2-41	Stillwater, OK
24	@ Oklahoma	L	0-80	Norman, OK
29	Phillips University	L	7-20	Association Park



ARTHUR Smith

1 season
1918
W-1, L-2, T-0

1918	Won 1	Lost 2		
Nov. 2	@ East Central (OK)	W	3-0	Ada, OK
23	Oklahoma State	L	0-33	Lee Stadium
28	@ Arkansas	L	6-23	Fayetteville



FRANCIS Schmidt

3 seasons
1919 - 1921
W-24, L-3, T-2
2 OCC Championships

1919	Won 8	Lost 0	Tied 1	
Sept. 27	Oklahoma Baptist*	W	155-0	McNulty Park
Oct. 4	East Central (OK)*	W	60-0	McNulty Park
11	@ Oklahoma*	W	27-0	Norman, OK
18	Central State (OK)*	W	67-6	McNulty Park
25	NW Oklahoma*	W	75-0	McNulty Park
Nov. 1	@ Arkansas	W	63-7	Fayetteville, AR
8	Trinity University	W	70-0	McNulty Park
15	Burleson College	W	70-7	McNulty Park
21	@ Oklahoma State*	T	7-7	Stillwater, OK

*Oklahoma Collegiate Conference 5-0-1 (1st place)

1920	Won 10	Lost 0	Tied 1
Sept.	25 St. Gregory's	W 121-0	McNulty Park
	29 NE Okla. A&M	W 151-0	McNulty Park
Oct.	2 Chilocco Indians	W 88-0	McNulty Park
	9 Oklahoma State*	W 20-14	McNulty Park
	16 @ East Central (OK)*	W 10-0	Ada, OK
	23 @ Central State (OK)*	W 3-0	Edmond, OK
	30 NW Oklahoma*	W 14-7	McNulty Park
Nov.	6 Oklahoma Baptist*	W 81-0	McNulty Park
	11 Kingfisher College*	W 88-0	McNulty Park
	19 @ Phillips University*	T 0-0	Enid, OK
	26 Missouri-Rolla	W 45-0	McNulty Park

*Oklahoma Collegiate Conference 6-0-1 (1st place)

1921	Won 6	Lost 3	
Oct.	1 East Central (OK)*	W 92-0	McNulty Park
	8 Chilocco Indians	W 75-13	McNulty Park
	15 NW Oklahoma*	W 17-7	Lee Stadium
	21 @ TCU	L 0-16	Ft. Worth, TX
	29 @ Haskell Indians	L 0-21	Kansas City, MO
Nov.	4 @ Oklahoma Baptist*	W 28-0	Shawnee, OK
	11 Central State (OK)*	L 0-21	McNulty Park
	19 Kingfisher College*	W 24-7	McNulty Park
	24 Phillips University*	W 21-10	McNulty Park

*Oklahoma Collegiate Conference 5-1 (2nd place)



HOWARD Acher

3 seasons

1922 - 1924

W-12, L-11, T-2

1 OCC Championship

1922	Won 9	Lost 0	
Sept.	29 @ Arkansas Tech	W 14-12	Russellville, AR
Oct.	7 SE Oklahoma*	W 26-9	Lee Stadium
	10 Texas A&M	W 13-10	Dallas, TX
	20 Oklahoma Baptist*	W 34-9	Lee Stadium
	28 TCU	W 21-0	Lee Stadium
Nov.	4 @ Arkansas	W 13-6	Fayetteville, AR
	11 @ Oklahoma State (forfeit)	W 1-0	Stillwater, OK
	18 SW Oklahoma*	W 21-14	Lee Stadium
	30 Central State (OK)*	W 14-0	Lee Stadium

*Oklahoma Collegiate Conference 4-0 (1st place)

1923	Won 2	Lost 5	Tied 1
Oct.	11 Arkansas Tech	L 7-50	McNulty Park
	27 St. Edwards (TX)	L 7-35	McNulty Park
Nov.	3 @ Tenn. Medical School	T 6-6	Memphis, TN
	10 St. John's (KS)	W 60-0	McNulty Park
	16 @ Austin College	L 7-13	Sherman, TX
	24 @ Georgetown	L 0-26	Washington, D.C.
Dec.	1 Des Moines U.	W 20-0	McNulty Park
	8 Haskell Indians	L 0-35	McNulty Park

1924	Won 1	Lost 6	Tied 1
Oct.	4 Haskell Indians	L 3-26	McNulty Park
	11 College of the Ozarks	W 7-0	McNulty Park
	25 Central State (OK)	L 0-20	McNulty Park

Nov.	1 @ Tenn. Medical School	L 0-43	Memphis, TN
	7 @ St. Edwards (TX)	L 7-35	Dallas, TX
	15 NW Oklahoma	T 0-0	McNulty Park
	22 Austin College	L 0-9	McNulty Park
	27 Arkansas Tech	L 7-24	McNulty Park



ELMER "Gloomy Gus" Henderson

11 seasons

1925 - 1935

W-70, L-25, T-5

1 OCC Championship • 3 Big 4 Championships
1 MVC Championship

1925	Won 6	Lost 2	
Sept.	26 Northern Okla. JC	W 7-3	Lee Stadium
Oct.	3 Haskell Indians	L 0-33	McNulty Park
	10 Tenn. Medical School	W 27-7	McNulty Park
	30 NW Oklahoma*	W 42-13	McNulty Park
Nov.	7 @ Phillips University*	W 6-0	Enid, OK
	11 Central State (OK)*	W 20-8	McNulty Park
	20 @ SE Oklahoma*	W 19-7	Durant, OK
	28 Arkansas	L 7-20	McNulty Park

*Oklahoma Collegiate Conference 4-0 (1st place)

1926	Won 7	Lost 2	
Sept.	25 SE Oklahoma*	W 33-10	McNulty Park
Oct.	1 NW Oklahoma*	W 35-0	McNulty Park
	16 Oklahoma State	W 28-0	McNulty Park
	23 Phillips University*	W 19-0	McNulty Park
	30 @ NE Oklahoma*	W 17-0	Tahlequah, OK
Nov.	6 Oklahoma Baptist*	L 3-12	McNulty Park
	18 @ Oklahoma City*	W 13-0	Oklahoma City
	25 Arkansas	W 14-7	McNulty Park
Dec.	4 Haskell Indians	L 7-27	McNulty Park

*Oklahoma Collegiate Conference 5-1 (2nd place)

1927	Won 8	Lost 1	
Oct.	1 Parsons College (IA)	W 19-6	McNulty Park
	8 South Dakota	W 33-12	McNulty Park
	15 @ DePaul	W 30-6	Chicago, IL
	22 @ Oklahoma State	W 28-26	Stillwater, OK
	29 Phillips University*	L 7-13	McNulty Park
Nov.	5 Oklahoma City*	W 7-0	McNulty Park
	11 Oklahoma Baptist*	W 21-7	McNulty Park
	19 SE Oklahoma*	W 32-0	McNulty Park
Dec.	3 Haskell Indians	W 24-14	McNulty Park

*Oklahoma Collegiate Conference 3-1 (2nd place)

1928	Won 7	Lost 2	Tied 1
Sept.	29 NW Oklahoma*	W 19-0	McNulty Park
Oct.	6 Detroit	L 14-19	McNulty Park
	13 DePaul	W 27-0	McNulty Park
	20 Wichita State	W 46-0	McNulty Park
	27 Phillips University*	L 26-27	McNulty Park
Nov.	10 Oklahoma City*	W 13-8	McNulty Park
	17 @ Oklahoma Baptist*	T 13-13	Shawnee, OK
	24 SE Oklahoma*	W 51-0	McNulty Park
	29 @ Oklahoma State	W 31-0	Stillwater, OK
Dec.	8 Haskell Indians	W 33-6	McNulty Park

*Oklahoma Collegiate Conference 3-1-1 (2nd place)

1929		Won 6	Lost 3	Tied 1
Sept.	28	@ Wichita State	W 19-0	Wichita, KS
Oct.	5	Phillips University*	W 14-0	McNulty Park
	12	@ Detroit	L 6-21	Detroit, MI
	19	Oklahoma City*	W 15-0	McNulty Park
	26	@ Phillips University*	T 7-7	Enid, OK
Nov.	2	@ Oklahoma State	L 0-20	Stillwater, OK
	9	Oklahoma Baptist*	W 7-3	McNulty Park
	16	Washburn	W 19-7	McNulty Park
	28	Oklahoma City*	W 6-3	W. League Park
Dec.	7	Haskell Indians	L 14-20	McNulty Park

*Big 4 Conference 4-0-1 (1st place)

1930		Won 7	Lost 2	
Oct.	4	Arkansas	W 26-6	Skelly Stadium
	17	Hendrix College	W 27-0	Skelly Stadium
	25	Phillips University*	W 25-0	Skelly Stadium
	31	George Washington	W 14-7	Skelly Stadium
Nov.	8	@ Oklahoma Baptist*	W 14-6	Shawnee, OK
	15	Missouri-Rolla	W 18-0	Skelly Stadium
	27	Oklahoma City*	W 33-13	Skelly Stadium
Dec.	6	Haskell Indians	L 7-34	Skelly Stadium
	13	Oklahoma State	L 7-13	Skelly Stadium

*Big 4 Conference 3-0 (1st place)

1931		Won 8	Lost 3	
Sept.	25	Hendrix College	W 26-0	Skelly Stadium
Oct.	3	TCU	W 13-0	Skelly Stadium
	9	Oklahoma Baptist*	W 25-0	Skelly Stadium
	16	@ George Washington	W 24-7	Washington, D.C.
	23	Creighton	W 28-0	Skelly Stadium
	30	@ Phillips University*	W 31-7	Enid, OK
Nov.	7	Mexico University	W 89-0	Skelly Stadium
	14	Oklahoma State	L 6-7	Skelly Stadium
	26	Oklahoma City*	L 0-14	Skelly Stadium
Dec.	5	Haskell Indians	W 6-0	Skelly Stadium
	12	Oklahoma	L 7-20	Skelly Stadium

*Big 4 Conference 2-1 (2nd place)

1932		Won 7	Lost 1	Tied 1
Oct.	1	@ Oklahoma	L 0-7	Norman, OK
	7	Washburn (KS)	W 20-0	Skelly Stadium
	15	Phillips University*	W 21-2	Skelly Stadium
	22	George Washington	W 29-14	Skelly Stadium
	29	Oklahoma Baptist*	W 39-13	Skelly Stadium
Nov.	5	Oklahoma State	T 0-0	Skelly Stadium
	11	Missouri-Rolla	W 26-0	Skelly Stadium
	24	@ Oklahoma City*	W 14-0	Okla. City, OK
Dec.	3	Mississippi	W 26-0	Skelly Stadium

*Big 4 Conference 3-0 (1st place)

1933		Won 6	Lost 1	
Oct.	7	Oklahoma	W 20-6	Skelly Stadium
	12	@ Washburn (KS)	W 7-0	Topeka, KS
	21	Kansas	W 7-0	Skelly Stadium
Nov.	4	Oklahoma State	L 0-7	Skelly Stadium
	11	Oklahoma City	W 39-0	Skelly Stadium
	17	@ George Washington	W 13-6	Washington, D.C.
	30	Arkansas	W 7-0	Skelly Stadium

1934		Won 5	Lost 2	Tied 1
Sept.	21	Central State (OK)	W 26-0	Skelly Stadium
Oct.	6	Kansas	W 7-0	Skelly Stadium
	13	TCU	L 12-14	Skelly Stadium
	19	@ George Washington	L 0-10	Washington, D.C.
	27	Kansas State	W 21-0	Skelly Stadium
Nov.	10	Centenary (LA)	W 14-8	Skelly Stadium
	17	Oklahoma State	W 19-0	Skelly Stadium
	29	Arkansas	T 7-7	Skelly Stadium

1935		Won 3	Lost 6	Tied 1	
Sept.	27	Central State (OK)	L 0-9	Skelly Stadium	8,000
Oct.	5	SMU	L 0-14	Skelly Stadium	10,000
	12	TCU	L 0-13	Skelly Stadium	9,000
	18	@ Washburn (KS)*	W 19-6	Topeka, KS	4,500
	26	Oklahoma State*	W 12-0	Skelly Stadium	7,500
Nov.	2	Kansas State	T 13-13	Skelly Stadium	7,000
	9	@ Centenary (LA)	L 0-22	Shreveport, LA	5,000
	16	@ George Washington	L 0-3	Washington, D.C.	12,000
	23	Drake*	W 7-0	Skelly Stadium	7,000
	28	Arkansas	L 7-14	Skelly Stadium	11,000

*Missouri Valley Conference 3-0 (1st place)



VIC Hurt
3 seasons
1936 - 1938
W-15, L-9, T-5
3 MVC Championships

1936		Won 5	Lost 2	Tied 2	
Sept.	26	@ Oklahoma	T 0-0	Norman, OK	8,000
Oct.	3	Central State (OK)	W 40-7	Skelly Stadium	10,000
	10	TCU	L 7-10	Skelly Stadium	14,000
	24	Oklahoma State*	W 13-0	Skelly Stadium	10,000
	31	Kansas State	W 10-7	Skelly Stadium	12,500
Nov.	7	Centenary (LA)	T 3-3	Skelly Stadium	8,000
	14	@ Drake*	W 21-6	Des Moines, IA	4,500
	21	Washburn (KS)*	W 47-0	Skelly Stadium	5,000
	26	Arkansas	L 13-23	Skelly Stadium	16,000

*Missouri Valley Conference 3-0 (1st place)


1937		Won 6	Lost 2	Tied 2	
Sept.	25	Oklahoma	W 19-7	Skelly Stadium	16,000
Oct.	2	Central State (OK)	W 42-6	Skelly Stadium	7,000
	9	@ TCU	L 13-20	Ft. Worth, TX	7,500
	16	@ Rice	T 0-0	Houston, TX	14,000
	23	Oklahoma State*	W 27-0	Skelly Stadium	17,000
	29	@ George Washington	W 14-13	Washington, D.C.	13,000
Nov.	6	Drake*	W 41-9	Skelly Stadium	12,500
	13	@ Washington (MO)*	W 32-7	St. Louis, MO	6,500
	25	Arkansas	L 7-28	Skelly Stadium	19,000
Dec.	4	Manhattan (NY)	T 0-0	Skelly Stadium	10,000

*Missouri Valley Conference 3-0 (1st place)

1938 Won 4 Lost 5 Tied 1

Sept.	24	Central State (OK)	W	20-0	Skelly Stadium	8,000
Oct.	1	@ Texas A&M	L	0-20	Tyler, TX	14,000
	8	Washington (MO)*	W	14-0	Skelly Stadium	7,500
	14	@ St. Louis*	W	28-0	St. Louis, MO	9,428
	22	Oklahoma State*	W	20-7	Skelly Stadium	14,000
	29	@ #11 Oklahoma	L	6-28	Norman, OK	17,000
Nov.	5	@ #1 TCU	L	0-21	Ft. Worth, TX	14,000
	12	@ Drake*	L	7-27	Des Moines, IA	6,000
	19	@ Detroit	L	14-39	Detroit, MI	17,000
	24	Arkansas	T	6-6	Skelly Stadium	15,000

*Missouri Valley Conference 3-1 (1st place)



CHET Benefiel
2 seasons
1939 - 1940
W-11, L-8, T-1
1 MVC Championship

1939 Won 4 Lost 5 Tied 1

Sept.	30	Wichita State	W	23-6	Skelly Stadium	8,000
Oct.	7	@ Creighton*	W	21-14	Omaha, NE	10,500
	14	Oklahoma State*	L	7-9	Skelly Stadium	11,000
	21	Centenary (LA)	W	15-7	Skelly Stadium	9,500
	28	Detroit	L	7-16	Skelly Stadium	8,500
Nov.	4	@ Catholic University	L	7-13	Washington, D.C.	n/a
	11	@ TCU	L	0-16	Ft. Worth, TX	5,000
	18	St. Louis*	T	0-0	Skelly Stadium	6,500
	25	Drake*	W	14-0	Skelly Stadium	5,000
	30	Arkansas	L	0-23	Skelly Stadium	12,000

*Missouri Valley Conference 2-1-1 (3rd place)

1940 Won 7 Lost 3

Sept.	28	Washburn (KS)*	W	37-6	Skelly Stadium	7,000
Oct.	5	@ #2 Texas A&M	L	6-41	San Antonio, TX	20,000
	12	Creighton*	W	32-0	Skelly Stadium	7,500
	18	@ St. Louis*	W	19-6	St. Louis, MO	n/a
	26	TCU	W	7-0	Skelly Stadium	11,000
Nov.	2	@ #17 Detroit	W	7-0	Detroit, MI	n/a
	9	Catholic University	W	12-6	Skelly Stadium	6,000
	16	@ Baylor	L	6-20	Waco, TX	n/a
	23	Oklahoma State*	W	19-6	Skelly Stadium	8,400
	28	Arkansas	L	21-27	Skelly Stadium	15,000

*Missouri Valley Conference 4-0 (1st place)



HENRY Frnka
5 seasons
1941 - 1945
W-40, L-9, T-1
3 MVC Championships
5 Bowl Appearances

1941 Won 8 Lost 2

Sept.	27	@ TCU	L	0-6	Ft. Worth, TX	7,500
Oct.	11	Creighton*	W	19-7	Skelly Stadium	10,000
	18	St. Louis*	W	33-7	Skelly Stadium	8,500
	25	@ Oklahoma State*	W	16-0	Stillwater, OK	12,000

Nov.	1	@ Wichita State	W	13-7	Wichita, KS	n/a
	8	North Dakota State	W	61-6	Skelly Stadium	7,000
	15	Baylor	W	20-13	Skelly Stadium	14,000
	22	Drake*	W	20-6	Skelly Stadium	2,500
	27	Arkansas	L	6-13	Skelly Stadium	17,000
Jan.	1	Texas Tech (Sun Bowl)	W	6-0	El Paso, TX	12,000

*Missouri Valley Conference 4-0 (1st place)

1942 Won 10 Lost 1

Sept.	27	Waco AFB (TX)	W	84-0	Skelly Stadium	7,500
Oct.	3	Oklahoma	W	23-0	Skelly Stadium	12,000
	11	Randolph AFB (TX)	W	68-0	Skelly Stadium	5,000
	17	Washington (MO)*	W	40-0	Skelly Stadium	9,000
	23	@ St. Louis*	W	41-0	St. Louis, MO	7,990
	30	@ Drake*	W	40-0	Des Moines, IA	2,500
Nov.	7	Oklahoma State*	W	34-6	Skelly Stadium	13,000
	14	Baylor	W	24-0	Skelly Stadium	15,000
	21	@ Creighton*	W	33-19	Omaha, NE	9,000
	26	Arkansas	W	40-7	Skelly Stadium	17,000
Jan.	1	#7 Tennessee (Sugar Bowl)	L	7-14	New Orleans, LA	70,000

*Missouri Valley Conference 5-0 (1st place)

Completed the season ranked fourth nationally in Associated Press poll.

1943 Won 6 Lost 1 Tied 1

Sept.	25	@ SMU	W	20-7	Dallas, TX	12,500
Oct.	9	Texas Tech	W	34-7	Skelly Stadium	13,000
	16	@ Oklahoma	W	20-6	Oklahoma City, OK	15,000
	23	Utah	W	55-0	Skelly Stadium	6,000
	30	Southwestern (TX)	T	6-6	Skelly Stadium	10,000
Nov.	6	Oklahoma State*	W	55-6	Skelly Stadium	9,000
	25	Arkansas	W	61-0	Skelly Stadium	15,000
Jan.	1	#13 Georgia Tech (Sugar Bowl)	L	18-20	New Orleans, LA	69,000

*Missouri Valley Conference 1-0 (1st place)

Completed the season ranked 15th nationally in Associated Press poll.

1944 Won 8 Lost 2

Sept.	23	North Texas A&M	W	47-6	Skelly Stadium	12,000
Oct.	7	Kansas	W	27-0	Skelly Stadium	12,000
	14	Texas Tech	W	34-7	Skelly Stadium	9,000
	21	@ Mississippi	W	47-0	Memphis, TN	8,000
	28	Oklahoma State*	L	40-46	Skelly Stadium	12,063
Nov.	4	#6 Iowa Pre-Flight	L	27-47	Skelly Stadium	18,000
	11	Southwestern (TX)	W	51-6	Skelly Stadium	8,000
	23	Arkansas	W	33-2	Skelly Stadium	16,000
Dec.	1	@ Miami (FL)	W	48-2	Miami, FL	11,234
Jan.	1	#13 Georgia Tech (Orange Bowl)	W	26-12	Miami, FL	29,426

*Missouri Valley Conference 0-1 (2nd place)

1945 Won 8 Lost 3

Sept.	22	Wichita State*	W	61-0	Skelly Stadium	10,000
	29	West Texas State	W	32-0	Skelly Stadium	3,500
Oct.	6	Drake*	W	19-0	Skelly Stadium	10,000
	13	@ Texas Tech	W	18-7	Lubbock, TX	9,000
	20	Nevada	W	40-0	Skelly Stadium	16,000
	27	@ #8 Indiana	L	2-7	Bloomington, IN	20,000
Nov.	10	@ #11 Oklahoma St.*	L	6-12	Stillwater, OK	18,000
	17	Baylor	W	26-7	Skelly Stadium	15,000
	22	Arkansas	W	45-13	Skelly Stadium	17,000
Dec.	1	Hondo Air Base (TX)	W	20-18	Skelly Stadium	6,000
Jan.	1	#18 Georgia (Oil Bowl)	L	6-20	Houston, TX	27,000

*Missouri Valley Conference 2-1 (2nd place)

Completed the season ranked 17th nationally in Associated Press poll.



J.O. "Buddy" Brothers

7 seasons

1946 - 1952

W-45, L-25, T-4

4 MVC Championships

1946	Won 9	Lost 1			
Sept.	21 @ Wichita State*	W 33-13	Wichita, KS	9,000	
	28 New Mexico State	W 52-0	Skelly Stadium	12,300	
Oct.	5 @ Drake*	W 48-13	Des Moines, IA	13,000	
	12 Texas Tech	W 21-6	Skelly Stadium	15,000	
	18 @ Detroit	L 14-20	Detroit, MI	20,200	
	26 Kansas	W 56-0	Skelly Stadium	13,000	
Nov.	2 Cincinnati	W 20-0	Skelly Stadium	10,000	
	9 Oklahoma State*	W 20-18	Skelly Stadium	17,000	
	16 Baylor	W 17-0	Skelly Stadium	12,000	
	28 #10 Arkansas	W 14-13	Skelly Stadium	19,123	

*Missouri Valley Conference 3-0 (1st place)

Completed the season ranked 17th nationally in Associated Press poll.

1947	Won 5	Lost 5			
Sept.	20 West Texas State	W 26-13	Skelly Stadium	7,000	
Oct.	4 Drake*	W 28-14	Skelly Stadium	8,156	
	11 @ Texas Tech	L 7-14	Lubbock, TX	12,500	
	18 Georgetown	L 0-12	Skelly Stadium	10,000	
	25 @ Nevada	L 13-21	Reno, NV	8,500	
Nov.	1 Wichita State*	W 7-0	Skelly Stadium	10,000	
	8 @ Oklahoma State*	W 13-0	Stillwater, OK	28,500	
	15 Baylor	L 6-7	Skelly Stadium	12,500	
	22 Detroit	W 30-20	Skelly Stadium	10,000	
	27 Arkansas	L 13-27	Skelly Stadium	22,000	

*Missouri Valley Conference 3-0 (1st place)

1948	Won 0	Lost 9	Tied 1		
Sept.	25 @ Baylor	L 19-42	Waco, TX	12,000	
Oct.	2 @ Florida	L 14-28	Gainesville, FL	15,000	
	9 Texas Tech	L 20-41	Skelly Stadium	11,277	
	16 Georgetown	L 7-13	Skelly Stadium	7,206	
	23 #15 Nevada	L 14-65	Skelly Stadium	13,000	
	30 @ Wichita State*	T 14-14	Wichita, KS	12,500	
Nov.	6 Oklahoma State*	L 0-19	Skelly Stadium	14,660	
	13 South Carolina	L 7-27	Skelly Stadium	9,200	
	20 @ Arkansas	L 18-55	Little Rock, AR	18,000	
	27 Detroit*	L 22-26	Skelly Stadium	3,406	

*Missouri Valley Conference 0-2-1 (4th place)

1949	Won 5	Lost 5	Tied 1		
Sept.	17 McMurry (TX)	W 27-26	Skelly Stadium	10,000	
	23 @ Detroit*	L 14-20	Detroit, MI	22,254	
Oct.	1 Florida	L 7-40	Skelly Stadium	9,284	
	8 @ Texas Tech	L 0-15	Lubbock, TX	14,000	
	14 #17 Villanova	W 21-19	Philadelphia, PA	12,000	
	22 Bradley*	W 55-6	Skelly Stadium	10,246	
	29 Wichita State*	L 21-27	Skelly Stadium	10,021	
Nov.	5 @ Oklahoma State*	T 13-13	Stillwater, OK	15,500	
	12 San Francisco	W 10-0	Skelly Stadium	9,278	
	19 Kansas State	W 48-27	Skelly Stadium	11,000	
	26 @ Arkansas	L 7-40	Fayetteville, AR	12,000	

*Missouri Valley Conference 1-2-1 (5th place)

1950	Won 9	Lost 1	Tied 1		
Sept.	16 McMurry (TX)	W 20-13	Skelly Stadium	15,500	
	23 @ San Francisco	L 14-23	San Francisco, CA	15,015	
Oct.	7 @ Georgetown	W 21-7	Washington, D.C.	4,075	
	14 Villanova	W 27-7	Skelly Stadium	17,500	
	21 Detroit*	T 13-13	Skelly Stadium	12,356	
	28 @ Bradley*	W 74-7	Peoria, IL	4,500	
Nov.	4 Oklahoma State*	W 27-13	Skelly Stadium	15,350	
	11 @ Texas Tech	W 39-7	Lubbock, TX	18,000	
	18 Wichita State*	W 48-0	Skelly Stadium	11,531	
	23 Arkansas	W 28-13	Skelly Stadium	19,500	
Dec.	2 @ Houston	W 28-21	Houston, TX	10,000	

*Missouri Valley Conference 3-0-1 (1st place)

Completed the season ranked 19th in Associated Press poll.

1951	Won 9	Lost 2			
Sept.	22 Hawaii	W 58-0	Skelly Stadium	14,479	
	29 @ Cincinnati	L 35-47	Cincinnati, OH	19,000	
Oct.	13 Houston*	W 46-27	Skelly Stadium	14,651	
	20 Marquette	W 27-21	Skelly Stadium	17,500	
	27 @ Wichita State*	W 33-0	Wichita, KS	8,082	
Nov.	3 @ Oklahoma State*	W 35-7	Stillwater, OK	28,000	
	10 Kansas State	W 42-26	Skelly Stadium	13,226	
	17 Texas Tech	W 21-14	Skelly Stadium	9,984	
	24 @ Arkansas	L 7-24	Little Rock, AR	11,500	
Dec.	1 Detroit*	W 34-20	Skelly Stadium	8,025	
	8 Hardin-Simmons	W 33-14	Skelly Stadium	5,282	

*Missouri Valley Conference 4-0 (1st place)

1952	Won 8	Lost 2	Tied 1		
Sept.	27 Hardin-Simmons	W 56-27	Skelly Stadium	15,500	
Oct.	4 Cincinnati	T 14-14	Skelly Stadium	17,500	
	11 @ Houston*	L 7-33	Houston, TX	30,000	
	18 Kansas State	W 26-7	Skelly Stadium	12,500	
	25 Wichita State*	W 28-0	Skelly Stadium	12,500	
Nov.	1 Oklahoma State*	W 23-21	Skelly Stadium	20,000	
	8 Villanova	W 42-6	Skelly Stadium	18,000	
	14 @ Detroit*	W 62-21	Detroit, MI	13,120	
	22 Arkansas	W 44-34	Skelly Stadium	12,500	
	29 @ Texas Tech	W 26-20	Lubbock, TX	10,000	
Jan.	1 #15 Florida (Gator Bowl)	L 13-14	Jacksonville, FL	30,015	

*Missouri Valley Conference 3-1 (2nd place)

Completed the season ranked 12th nationally in Associated Press poll.



BERNIE Witucki

2 seasons

1953 - 1954


W-3, L-18, T-0

1953	Won 3	Lost 7			
Sept.	19 Cincinnati	L 7-14	Skelly Stadium	14,057	
	26 @ Wichita State*	L 10-19	Wichita, KS	10,500	
Oct.	3 @ Pacific	W 22-13	Stockton, CA	20,121	
	10 @ Alabama	L 13-41	Tuscaloosa, AL	n/a	
	17 Hardin-Simmons	W 14-13	Skelly Stadium	11,500	
	31 @ Oklahoma State*	L 14-28	Stillwater, OK	18,000	
Nov.	7 Houston*	W 23-21	Skelly Stadium	11,500	
	14 #19 Texas Tech	L 7-49	Skelly Stadium	9,000	
	21 Detroit*	L 0-33	Skelly Stadium	7,000	
	28 @ Arkansas	L 7-27	Fayetteville, AR	8,500	

*Missouri Valley Conference 1-3 (5th place)

1954		Won 0		Lost 11	
Sept.	18	Hardin-Simmons	L	14-21	Skelly Stadium 12,500
	25	@ Arkansas	L	0-41	Fayetteville, AR 13,000
Oct.	2	@ Cincinnati	L	7-40	Cincinnati, OH 18,000
	9	@ Alabama	L	0-40	Tuscaloosa, AL 17,000
	16	Kansas State	L	13-20	Skelly Stadium 8,000
	22	@ Detroit*	L	18-28	Detroit, MI 21,350
	30	Oklahoma State*	L	0-12	Skelly Stadium 11,000
Nov.	6	@ Houston*	L	7-20	Houston, TX 14,500
	13	@ Texas Tech	L	13-55	Lubbock, TX 18,000
	20	Wyoming	L	27-28	Skelly Stadium 7,000
	25	Wichita State*	L	19-33	Skelly Stadium 8,800

*Missouri Valley Conference 0-4 (5th place)



BOBBY Dobbs
6 seasons
1955 - 1960
W-30, L-28, T-2

1955		Won 2		Lost 7		Tied 1	
Sept.	17	@ Arkansas	L	6-21	Fayetteville, AR 18,000		
	24	Hardin-Simmons	W	41-19	Skelly Stadium 13,853		
Oct.	1	@ Marquette	L	0-13	Milwaukee, WI 14,000		
	15	@ Wyoming	L	19-23	Laramie, WY 8,890		
	22	Cincinnati	T	21-21	Skelly Stadium 14,079		
	29	@ Oklahoma State*	L	0-14	Stillwater, OK 16,000		
Nov.	5	Houston*	W	17-14	Skelly Stadium 12,058		
	12	Texas Tech	L	7-34	Skelly Stadium 14,332		
	19	Detroit*	L	13-19	Skelly Stadium 10,562		
	24	@ Wichita State*	L	0-54	Wichita, KS 13,845		

*Missouri Valley Conference 1-3 (4th place)

1956		Won 7		Lost 2		Tied 1	
Sept.	15	New Mexico State	W	27-6	Skelly Stadium 17,013		
	29	@ Cincinnati	L	6-7	Cincinnati, OH 17,000		
Oct.	6	Marquette	W	54-0	Skelly Stadium 13,718		
	13	Oklahoma State*	T	14-14	Skelly Stadium 19,391		
	20	@ Detroit*	W	3-0	Detroit, MI 9,118		
	27	Hardin-Simmons	W	27-9	Skelly Stadium 13,944		
Nov.	3	Pacific	W	14-13	Skelly Stadium 15,505		
	10	@ Houston*	L	0-14	Houston, TX 20,000		
	17	Texas Tech	W	10-7	Skelly Stadium 12,152		
	24	Wichita State*	W	14-6	Skelly Stadium 13,121		

*Missouri Valley Conference 2-1-1 (2nd place)

1957		Won 4		Lost 6	
Sept.	21	Hardin-Simmons	L	0-14	Skelly Stadium 16,500
	28	@ Arkansas	L	14-41	Fayetteville, AR n/a
Oct.	5	@ Pacific	L	13-21	Stockton, CA 20,000
	12	@ Oklahoma State	L	13-28	Stillwater, OK 21,000
	19	North Texas*	L	12-14	Skelly Stadium 12,500
	26	Air Force	W	12-7	Skelly Stadium 8,463
Nov.	9	@ Texas Tech	W	3-0	Lubbock, TX 18,500
	16	Cincinnati*	W	12-7	Skelly Stadium 11,148
	23	Houston*	L	7-13	Skelly Stadium 13,486
	30	@ Wichita State*	W	24-0	Wichita, KS 4,844

*Missouri Valley Conference 2-2 (3rd place)

1958		Won 7		Lost 3	
Sept.	20	Hardin-Simmons	L	0-14	Skelly Stadium 17,000
	27	@ Arkansas	W	27-14	Fayetteville, AR 19,000
Oct.	4	Arizona	W	34-0	Skelly Stadium 12,300
	11	Oklahoma State	W	24-16	Skelly Stadium 20,509
	18	Drake	W	59-0	Skelly Stadium 11,137
	25	@ North Texas*	L	7-8	Denton, TX 14,000
Nov.	1	@ Houston*	W	25-20	Houston, TX 26,000
	8	@ Cincinnati*	L	6-15	Cincinnati, OH 6,000
	15	Texas Tech	W	9-7	Skelly Stadium 12,278
	27	Wichita State*	W	25-6	Skelly Stadium 10,818


*Missouri Valley Conference 2-2 (3rd place)

1959		Won 5		Lost 5	
Sept.	19	@ Arkansas	L	0-28	Fayetteville, AR 23,000
	26	New Mexico State	W	28-27	Skelly Stadium 14,500
Oct.	3	@ Texas Tech	L	7-8	Lubbock, TX 12,000
	10	@ Oklahoma State	L	0-26	Stillwater, OK 21,000
	17	Hardin-Simmons	W	16-8	Skelly Stadium 12,317
	24	Detroit	W	21-6	Skelly Stadium 12,120
	31	Houston*	L	13-22	Skelly Stadium 12,034
Nov.	7	Cincinnati*	W	14-7	Skelly Stadium 10,045
	14	#16 North Texas*	W	17-6	Skelly Stadium 6,872
	26	@ Wichita State*	L	21-26	Wichita, KS 6,000

*Missouri Valley Conference 2-2 (3rd place)

1960		Won 5		Lost 5	
Sept.	17	New Mexico State	L	18-38	Skelly Stadium 17,278
	24	@ Arkansas	L	7-48	Fayetteville, AR 25,000
Oct.	1	Hardin-Simmons	W	21-7	Skelly Stadium 11,611
	8	Oklahoma State	L	7-28	Skelly Stadium 16,238
	15	@ Arizona	W	17-16	Tucson, AZ 23,500
	22	@ Cincinnati*	W	34-3	Cincinnati, OH 12,000
	29	@ Georgia	L	7-45	Athens, GA 31,000
Nov.	5	Wichita State*	L	20-21	Skelly Stadium 11,226
	12	North Texas*	W	12-8	Skelly Stadium 9,112
	26	@ Houston	W	26-16	Houston, TX 7,000

*Missouri Valley Conference 2-1 (2nd place)



GLENN Dobbs
8 seasons
1961 - 1968
W-45, L-37, T-0
3 MVC Championships
2 Bowl Appearances

1961		Won 2		Lost 8	
Sept.	16	Hardin-Simmons	W	27-0	Skelly Stadium 14,408
	23	Memphis	L	12-48	Skelly Stadium 14,252
	30	@ Arkansas	L	0-6	Fayetteville, AR 18,000
Oct.	7	@ Oklahoma State	L	0-26	Stillwater, OK 18,500
	14	@ Tennessee	L	6-52	Knoxville, TN 23,439
	21	@ North Texas*	L	12-23	Denton, TX 15,000
	28	@ Wichita State*	L	7-9	Wichita, KS 11,770
Nov.	4	Cincinnati*	W	19-0	Skelly Stadium 8,256
	11	Houston	L	2-14	Skelly Stadium 10,278
	18	Iowa State	L	6-27	Skelly Stadium 6,660

*Missouri Valley Conference 1-2 (2nd place)

INTRO
PLAYERS
STAFF
REVIEW
C-USA
OPPONENTS
HISTORY
RECORDS

1962		Won 5		Lost 5	
Sept.	15	Hardin-Simmons	W	39-0	Skelly Stadium 14,000
	29	@ Arkansas	L	14-42	Fayetteville, AR 26,000
Oct.	6	Oklahoma State	L	7-17	Skelly Stadium 15,022
	13	North Texas*	W	34-0	Skelly Stadium 8,500
	20	Louisville	W	25-7	Skelly Stadium 8,000
	27	@ #2 Alabama	L	6-35	Tuscaloosa, AL 25,000
Nov.	3	@ Cincinnati*	W	24-18	Cincinnati, OH 7,500
	10	@ Houston	L	31-35	Houston, TX 15,000
	17	Toledo	L	18-21	Skelly Stadium 5,000
	22	Wichita State*	W	21-6	Skelly Stadium 10,000

* Missouri Valley Conference 3-0 (1st place)

1963		Won 5		Lost 5	
Sept.	21	Montana State	W	23-13	Skelly Stadium 13,400
Oct.	5	Memphis	L	15-28	Skelly Stadium 12,057
	12	Cincinnati*	L	15-21	Skelly Stadium 9,823
	19	@ North Texas*	W	22-21	Denton, TX 4,000
	26	@ Arkansas	L	7-56	Fayetteville, AR 27,000
Nov.	2	Southern Illinois	W	49-6	Skelly Stadium 7,634
	9	@ Oklahoma State	L	24-33	Stillwater, OK 15,000
	16	Houston	W	22-21	Skelly Stadium 5,662
	30	@ Wichita State*	L	15-26	Wichita, KS 9,830
Dec.	7	Louisville *	W	22-12	Skelly Stadium 5,071

* Missouri Valley Conference 2-2 (3rd place)

1964		Won 9		Lost 2	
Sept.	26	@ Arkansas	L	22-31	Fayetteville, AR 35,000
Oct.	3	Southern Illinois	W	63-7	Skelly Stadium 13,626
	10	@ Houston	W	31-23	Houston, TX 15,000
	17	@ Louisville*	W	58-0	Louisville, KY 11,536
	24	@ Cincinnati*	L	23-28	Cincinnati, OH 16,500
	31	Oklahoma State	W	61-14	Skelly Stadium 23,731
Nov.	7	Memphis	W	19-7	Skelly Stadium 13,692
	14	North Texas*	W	47-0	Skelly Stadium 15,500
	21	@ Toledo	W	39-16	Toledo, OH 15,282
	26	Wichita State*	W	21-7	Skelly Stadium 19,750
Dec.	19	Mississippi	W	14-7	Houston 52,500

(Bluebonnet Bowl)

* Missouri Valley Conference 3-1 (2nd place)

Completed the season ranked 18th nationally in the UPI poll.

1965		Won 8		Lost 3	
Sept.	11	@ Houston	W	14-0	Houston, TX 37,138
	25	@ #5 Arkansas	L	12-20	Fayetteville, AR 34,000
Oct.	2	@ Oklahoma State	L	14-17	Stillwater, OK 27,000
	9	Memphis	W	32-28	Skelly Stadium 25,315
	16	@ North Texas*	W	27-20	Denton, TX 8,000
	23	Cincinnati*	W	49-8	Skelly Stadium 24,867
	30	@ Southern Illinois	W	55-12	Carbondale, IL 15,000
Nov.	6	Louisville*	W	51-18	Skelly Stadium 35,783
	20	@ Wichita State*	W	13-3	Wichita, KS 12,000
	25	Colorado State	W	48-20	Skelly Stadium 29,631
Dec.	18	#7 Tennessee	L	6-27	Houston 40,000

(Bluebonnet Bowl)

* Missouri Valley Conference 4-0 (1st place)

1966		Won 6		Lost 4	
Sept.	17	Tampa	W	57-11	Skelly Stadium 25,500
	24	@ #6 Arkansas	L	8-27	Fayetteville, AR 41,000
Oct.	8	@ Colorado State	W	20-6	Ft. Collins, CO 14,300
	15	North Texas*	W	30-27	Skelly Stadium 25,400
	22	@ Memphis	L	0-6	Memphis, TN 27,604
	29	@ Cincinnati*	W	13-0	Cincinnati, OH 18,000

Nov.	5	@ Houston	L	14-73	Houston, TX 42,061
	12	Montana State	W	13-10	Skelly Stadium 24,055
	19	@ Louisville*	L	18-29	Louisville, KY 3,500
	24	Wichita State*	W	47-14	Skelly Stadium 14,500

* Missouri Valley Conference 3-1 (1st place)

1967		Won 7		Lost 3	
Sept.	30	@ Arkansas	W	14-12	Fayetteville, AR 41,000
Oct.	7	Idaho State	W	58-0	Skelly Stadium 23,500
	14	Tampa	W	77-0	Skelly Stadium 21,500
	21	@ Cincinnati*	W	35-6	Cincinnati, OH 22,000
	28	@ Southern Illinois	L	13-16	Carbondale, IL 15,500
Nov.	4	@ Wichita State*	W	14-0	Wichita, KS 12,803
	11	Wake Forest	L	24-31	Skelly Stadium 23,500
	18	@ North Texas*	L	12-54	Denton, TX 16,000
	25	#10 Houston	W	22-13	Skelly Stadium 26,300
Dec.	2	Louisville*	W	35-23	Skelly Stadium 12,000

* Missouri Valley Conference 3-1 (2nd place)

1968		Won 3		Lost 7	
Sept.	28	@ Arkansas	L	13-56	Fayetteville, AR 41,000
Oct.	5	Southern Illinois	W	20-3	Skelly Stadium 21,700
	12	@ Louisville*	L	7-16	Louisville, KY 11,132
	19	North Texas*	L	17-20	Skelly Stadium 26,250
	26	@ Cincinnati*	W	34-27	Cincinnati, OH 15,569
Nov.	2	Memphis*	L	6-32	Skelly Stadium 11,900
	9	@ Tulane	L	15-25	New Orleans, LA 10,260
	16	@ Air Force	L	8-28	Colo. Springs, CO 32,175
	23	@ #11 Houston	L	6-100	Houston, TX 34,098
	28	Wichita State*	W	23-7	Skelly Stadium 8,000

* Missouri Valley Conference 2-3 (5th place)



VINCE Carillot

1 season

1969

W-1, L-9, T-0

1969		Won 1		Lost 9	
Sept.	20	@ Colorado	L	14-35	Boulder, CO 34,784
	27	@ #3 Arkansas	L	0-55	Fayetteville, AR 42,000
Oct.	11	@ Tampa	L	14-31	Tampa, FL 20,179
	18	Florida State	L	20-38	Skelly Stadium 16,500
	25	Cincinnati*	W	40-24	Skelly Stadium 12,000
Nov.	1	@ Memphis*	L	24-42	Memphis, TN 23,003
	8	Houston	L	14-47	Skelly Stadium 17,750
	15	@ North Texas*	L	16-42	Denton, TX 5,000
	22	@ Wichita State*	L	12-28	Wichita, KS 19,878
	27	Louisville*	L	29-35	Skelly Stadium 12,750

* Missouri Valley Conference 1-4 (5th place)



CLAUDE Gibson

2 1/2 seasons
1970 - 1972
W-11, L-16, T-0

1970	Won 6	Lost 4
Sept. 12	Cincinnati	W 7-3 Skelly Stadium 17,500
19	Idaho State	W 38-13 Skelly Stadium 15,250
26	@ #12 Arkansas	L 7-49 Fayetteville, AR 40,000
Oct. 3	Memphis*	W 27-12 Skelly Stadium 17,500
10	@ Louisville*	L 8-14 Louisville, KY 9,453
17	@ Virginia Tech	L 14-17 Blacksburg, VA 24,000
31	@ Houston	L 9-21 Houston, TX 34,119
Nov. 7	Wichita State*	W 21-12 Skelly Stadium 25,000
21	Idaho	W 30-17 Skelly Stadium 8,500
Dec. 5	North Texas*	W 26-20 Skelly Stadium 10,000

*Missouri Valley Conference 3-1 (2nd place)

1971	Won 4	Lost 7
Sept. 18	Kansas State	L 10-19 Skelly Stadium 23,500
25	@ #7 Arkansas	W 21-20 Fayetteville, AR 41,742
Oct. 2	@ West Texas State*	W 17-13 Canyon, TX n/a
9	Virginia Tech*	W 46-39 Skelly Stadium 21,500
16	@ Wake Forest	L 21-51 Winston-Salem, NC n/a
23	Brigham Young†	L 7-25 Skelly Stadium 11,500
30	@ Tennessee	L 3-38 Knoxville, TN 62,517
Nov. 6	Louisville*	L 0-17 Skelly Stadium 14,000
13	Air Force	L 7-17 Skelly Stadium 21,000
20	@ Florida State	L 10-45 Tallahassee, FL 20,528
27	@ Wichita State*	W 31-13 Wichita, KS 7,835

*Missouri Valley Conference 3-2 (2nd place)

†Designated MVC Game

1972	Won 4	Lost 7
Sept. 9	@ Kansas State	L 13-21 Manhattan, KS 28,000
16	Wichita State*	W 10-9 Skelly Stadium 21,000
23	Houston	L 0-21 Skelly Stadium 23,200
30	@ Arkansas	L 20-21 Fayetteville, AR 40,003
Oct. 7	@ Texas Tech	L 18-35 Lubbock, TX 34,175
14	TCU†	L 9-35 Skelly Stadium 18,500



F.A. Dry

4 1/2 seasons
1972 - 1976
W-31, L-18, T-1
4 MVC Championships

1972 (continued)

28	@ Memphis*	L 21-49 Memphis, TN 21,736
Nov. 4	@ #17 Louisville*	W 28-26 Louisville, KY 24,000
11	@ Florida State	L 21-23 Tallahassee, FL 24,016
18	Montana	W 10-7 Skelly Stadium 10,000
25	North Texas*	W 45-22 Skelly Stadium 5,000

*Missouri Valley Conference 3-2 (4th place)

†Designated MVC Game

1973	Won 6	Lost 5
Sept. 15	West Texas State*	W 48-3 Skelly Stadium 27,000
22	@ Kansas State	L 0-21 Manhattan, KS 27,500
29	Cincinnati	W 16-13 Skelly Stadium 24,000
Oct. 6	Drake*	W 44-7 Skelly Stadium 23,500
13	@ Memphis	L 16-28 Memphis, TN 10,420
20	New Mexico State*	W 52-14 Skelly Stadium 20,000
27	@ Arkansas	L 6-20 Little Rock, AR 42,341
Nov. 3	Louisville*	W 17-9 Skelly Stadium 18,500
17	@ North Texas*	W 24-15 Denton, TX 14,800
24	@ Wichita State*	L 19-28 Wichita, KS 6,548
Dec. 1	@ #14 Houston	L 16-35 Houston, TX 21,590

*Missouri Valley Conference 5-1 (1st place)

1974	Won 8	Lost 3
Sept. 14	@ Kansas State	L 14-31 Manhattan, KS 18,000
21	North Texas State*	W 31-6 Skelly Stadium 22,500
28	@ Arkansas	L 0-60 Fayetteville, AR 39,200
Oct. 5	@ Tennessee	L 10-17 Knoxville, TN 67,256
12	Wichita State*	W 35-13 Skelly Stadium 20,000
19	West Texas State*	W 17-10 Skelly Stadium 22,000
26	@ Tampa	W 31-21 Tampa, FL 18,295
Nov. 2	@ Louisville*	W 37-7 Louisville, KY 9,146
9	New Mexico State*	W 28-7 Skelly Stadium 10,000
16	@ Drake*	W 52-14 Des Moines, IA 7,650
30	#15 Houston	W 30-14 Skelly Stadium 15,500

*Missouri Valley Conference 6-0 (1st place)

Completed the season ranked 19th nationally in the UPI poll.

1975	Won 7	Lost 4
Sept. 13	Kansas State	L 16-17 Skelly Stadium 34,000
20	@ West Texas State*	W 23-14 Canyon, TX 12,800
27	@ Arkansas	L 15-31 Fayetteville, AR 38,000
Oct. 4	@ New Mexico State*	W 35-7 Las Cruces, NM 11,026
11	Cincinnati	W 24-16 Skelly Stadium 27,000
18	@ Wichita State*	W 41-10 Wichita, KS 13,278
25	Memphis	L 14-16 Skelly Stadium 20,000
Nov. 1	Louisville	W 38-14 Skelly Stadium 14,500
8	Drake*	W 70-7 Skelly Stadium 20,000
15	Indiana State	W 62-7 Skelly Stadium 21,500
29	@ Houston	L 30-42 Houston, TX 12,127

*Missouri Valley Conference 4-0 (1st place)

1976	Won 7	Lost 4	Tied 1
Sept. 4	Richmond	W 22-7 Skelly Stadium 24,000	
11	@ Oklahoma State	L 21-33 Stillwater, OK 38,000	
18	Memphis	W 16-14 Skelly Stadium 30,350	
25	@ #12 Arkansas	W 9-3 Fayetteville, AR 40,563	
Oct. 2	New Mexico State*	W 32-7 Skelly Stadium 31,700	
16	@ Cincinnati	L 7-16 Cincinnati, OH 17,717	
30	@ Louisville	W 20-10 Louisville, KY 8,068	
Nov. 6	@ Virginia Tech	W 35-31 Blacksburg, VA 31,000	
13	@ Drake*	W 45-20 Des Moines, IA 5,182	
20	Wichita State*	L 13-30 Skelly Stadium 12,425	
27	West Texas State*	T 17-17 Skelly Stadium 7,130	
Dec. 13	McNeese State (Independence Bowl)	L 16-20 Shreveport, LA 19,164	

*Missouri Valley Conference 2-1-1 (1st place)



JOHN Cooper
 8 seasons
 1977 - 1984
 W-57, L-31, T-0
 5 MVC Championships

1977	Won 3	Lost 8
Sept. 3	@ SW Louisiana	L 21-48 Lafayette, LA 24,130
10	#20 Oklahoma State	L 17-34 Skelly Stadium 39,168
17	UL-Monroe	W 37-35 Skelly Stadium 14,306
24	@ #16 Arkansas	L 3-37 Fayetteville, AR 43,524
Oct. 1	Wichita State*	L 26-38 Skelly Stadium 17,081
8	@ Louisville	L 0-33 Louisville, KY 12,007
22	@ Cincinnati†	L 0-28 Cincinnati, OH 14,400
29	@ San Diego State	L 7-41 San Diego, CA 28,306
Nov. 5	@ Drake*	W 33-23 Des Moines, IA 6,370
12	New Mexico State*	W 27-24 Skelly Stadium 11,384
19	@ West Texas State*	L 21-57 Canyon, TX 6,300

*Missouri Valley Conference 2-3 (4th place)
 †Designated MVC Game

1978	Won 9	Lost 2
Sept. 2	Arkansas State	W 21-20 Skelly Stadium 20,900
9	@ Virginia Tech	W 35-33 Blacksburg, VA 26,000
16	SW Louisiana	W 10-3 Skelly Stadium 21,500
23	Kansas State	W 24-14 Skelly Stadium 22,000
30	@ #2 Arkansas	L 13-21 Fayetteville, AR 45,435
Oct. 7	Louisville†	W 24-7 Skelly Stadium 20,500
14	@ New Mexico State*	L 20-23 Las Cruces, NM 12,337
21	@ Cincinnati†	W 27-26 Cincinnati, OH 11,521
28	Drake*	W 44-20 Skelly Stadium 17,500
Nov. 4	West Texas State*	W 44-23 Skelly Stadium 18,250
11	@ Wichita State*	W 27-13 Wichita, KS 6,519

*Missouri Valley Conference 5-1 (2nd place)
 †Designated MVC Games

1979	Won 6	Lost 5
Sept. 1	McNeese State	L 3-6 Skelly Stadium 24,600
8	@ Air Force	W 24-7 Colo. Springs, CO 23,000
15	SW Louisiana	W 28-20 Skelly Stadium 17,500
22	@ #3 Oklahoma	L 13-49 Norman, OK 71,187
29	@ #13 Arkansas	L 8-33 Fayetteville, AR 45,742
Oct. 6	@ Kansas State	W 9-6 Manhattan, KS 33,100
13	@ Louisville	L 7-24 Louisville, KY 14,941
20	TCU	L 17-24 Skelly Stadium 20,000
27	@ Florida	W 20-10 Gainesville, FL 60,126
Nov. 3	Wichita State*	W 28-26 Skelly Stadium 17,821
11	New Mexico State*	W 38-16 Skelly Stadium 10,065

*Missouri Valley Conference 2-0 (not enough MVC games to qualify for title)

1980	Won 8	Lost 3
Sept. 13	Cincinnati	W 31-13 Skelly Stadium 19,941
20	@ Wichita State*	L 10-23 Wichita, KS 19,010
27	@ #15 Arkansas	L 10-13 Fayetteville, AR 41,082
Oct. 4	Kansas State	W 3-0 Skelly Stadium 23,213
11	North Texas	W 28-27 Skelly Stadium 18,315
18	@ TCU	W 23-17 Ft. Worth, TX 12,367
25	West Texas State*	W 44-24 Skelly Stadium 18,011

Nov. 1	@ #5 Florida State	L 2-45 Tallahassee, FL 47,683
8	Indiana State*	W 30-7 Skelly Stadium 17,647
15	@ Southern Illinois*	W 41-7 Carbondale, IL 6,432
22	@ New Mexico State*	W 21-20 Las Cruces, NM 10,081

*Missouri Valley Conference 4-1 (1st place)

1981	Won 7	Lost 4
Sept. 5	Kansas† (forfeit)	W 11-15 Skelly Stadium 36,824
12	@ Arkansas	L 10-14 Fayetteville, AR 42,118
19	@ Oklahoma State	L 21-23 Stillwater, OK 47,000
26	Southern Illinois*	L 34-36 Skelly Stadium 18,943
Oct. 3	Kansas State	W 35-21 Skelly Stadium 18,196
17	@ Indiana State*	W 20-19 Terre Haute, IN 5,293
24	Wichita State*	W 52-21 Skelly Stadium 17,022
31	Drake*	W 59-6 Skelly Stadium 19,741
Nov. 7	New Mexico State*	W 31-0 Skelly Stadium 23,621
14	@ West Texas State*	W 24-10 Canyon, TX 8,300
21	@ Arkansas State	L 7-31 Jonesboro, AR 10,419

*Missouri Valley Conference 5-1 (1st place)
 †Kansas later forfeited game to Tulsa

1982	Won 10	Lost 1
Sept. 4	Air Force	W 35-17 Skelly Stadium 29,811
11	@ #13 Arkansas	L 0-38 Fayetteville, AR 43,820
19	Oklahoma State	W 25-15 Skelly Stadium 35,297
Oct. 2	@ Kansas	W 20-15 Lawrence, KS 35,512
9	@ New Mexico State*	W 31-14 Las Cruces, NM 11,633
16	Southern Illinois*	W 22-3 Skelly Stadium 26,936
23	@ Drake*	W 34-18 Des Moines, IA 12,820
30	@ Wichita State*	W 30-21 Wichita, KS 28,450
Nov. 6	West Texas State*	W 59-21 Skelly Stadium 25,803
13	Indiana State*	W 48-14 Skelly Stadium 23,929
20	@ North Texas	W 38-20 Denton, TX 8,500

*Missouri Valley Conference 6-0 (1st place)

1983	Won 8	Lost 3
Sept. 3	San Diego State	W 34-9 Skelly Stadium 25,429
10	@ Arkansas	L 14-17 Fayetteville, AR 45,202
17	NW Louisiana	W 26-19 Skelly Stadium 20,193
24	@ #8 Oklahoma	L 18-28 Norman, OK 75,008
Oct. 1	@ Oklahoma State	L 0-9 Stillwater, OK 49,500
8	New Mexico State*	W 24-10 Skelly Stadium 16,098
15	Illinois State*	W 39-25 Skelly Stadium 21,107
22	@ Texas Tech	W 59-20 Lubbock, TX 34,002
29	Wichita State*	W 30-19 Skelly Stadium 23,947
Nov. 5	@ Drake*	W 22-13 Des Moines, IA 4,900
12	West Texas State*	W 31-16 Skelly Stadium 22,318

*Missouri Valley Conference 5-0 (1st place)

1984	Won 6	Lost 5
Sept. 1	Southern Illinois*	W 23-10 Skelly Stadium 17,127
15	@ #8 Brigham Young	L 15-38 Provo, UT 64,327
22	@ Arkansas	L 9-18 Fayetteville, AR 43,680
29	#10 Oklahoma State	L 7-31 Skelly Stadium 40,235
Oct. 6	@ West Texas State*	W 35-7 Canyon, TX 2,300
13	East Carolina	W 31-20 Skelly Stadium 16,674
20	Wichita State*	W 55-20 Skelly Stadium 12,621
27	@ Texas Tech	L 17-20 Lubbock, TX 34,624
Nov. 3	@ Illinois State*	W 28-7 Normal, IL 9,491
10	@ Indiana State*	W 24-17 Terre Haute, IN 12,392
17	SW Louisiana	L 17-18 Skelly Stadium 13,104

*Missouri Valley Conference 5-0 (1st place)



DON Morton

2 seasons
1985 - 1986
W-13, L-9, T-0
1 MVC Championship

1985	Won 6	Lost 5
Sept. 7	Houston*	W 31-24 Skelly Stadium 28,156
14	Texas Tech	L 17-21 Skelly Stadium 29,972
21	@ Arkansas	L 0-24 Little Rock, AR 55,112
28	@ Texas A&M	L 10-45 College Station, TX 44,342
Oct. 5	@ #6 Oklahoma St.	L 13-25 Stillwater, OK 49,400
12	Long Beach State	W 37-35 Skelly Stadium 12,262
19	@ #13 Florida State	L 14-76 Tallahassee, FL 53,500
26	West Texas State*	W 44-17 Skelly Stadium 11,378
Nov. 2	@ Wichita State*	W 42-26 Wichita, KS 11,760
9	Drake*	W 45-15 Skelly Stadium 12,872
16	@ East Carolina†	W 21-20 Greenville, NC 23,126

*Missouri Valley Conference 5-0 (1st place)
†Designated MVC Game

1986	Won 7	Lost 4
Aug. 30	Louisiana Tech	L 17-22 Skelly Stadium 25,667
Sept. 6	Tennessee Tech	W 51-0 Skelly Stadium 10,466
13	Oklahoma State	W 27-23 Skelly Stadium 41,235
20	@ #12 Arkansas	L 17-34 Fayetteville, AR 51,080
27	@ Houston	W 24-14 Houston, TX 12,445
Oct. 2	Cal-St Fullerton	W 20-10 Skelly Stadium 11,988
11	@ SW Louisiana	L 13-17 Lafayette, LA 22,031
18	Central Michigan	W 42-6 Skelly Stadium 10,876
Nov. 1	Wichita State	W 38-10 Skelly Stadium 12,437
8	@ New Mexico	W 34-27 Albuquerque, NM 11,372
15	@ #1 Miami (Fla.)	L 10-23 Miami, FL 51,110



GEORGE Henshaw

1 season
1987
W-3, L-8, T-0

1987	Won 3	Lost 8
Sept. 5	@ Oklahoma State	L 28-39 Stillwater, OK 46,700
12	@ Florida	L 0-52 Gainesville, FL 72,173
19	@ Arkansas	L 15-30 Fayetteville, AR 46,418
26	#1 Oklahoma	L 0-65 Skelly Stadium 47,350
Oct. 3	@ Kansas State	W 37-25 Manhattan, KS 28,400
10	@ Temple	W 24-17 Philadelphia, PA 20,008
17	@ Central Michigan	L 18-41 Mt. Pleasant, MI 19,612
24	@ Texas Tech	L 7-42 Lubbock, TX 24,341
31	Louisville	W 26-22 Skelly Stadium 19,472
Nov. 7	Northern Arizona	L 20-24 Skelly Stadium 10,863
21	Memphis	L 0-14 Skelly Stadium 18,612



DAVE Rader

12 seasons
1988 - 1999
W-49, L-80, T-1
2 Bowl Appearances

1988	Won 4	Lost 7
Sept. 3	Kansas State	W 35-9 Skelly Stadium 21,547
10	@ Arkansas	L 26-30 Fayetteville, AR 43,008
24	UTEP	L 24-27 Skelly Stadium 20,057
Oct. 1	@ Oklahoma State	L 35-56 Stillwater, OK 45,100
8	@ Louisville	L 3-9 Louisville, KY 24,381
15	@ Houston	L 28-82 Houston, TX 14,068
29	@ UNLV	W 33-7 Las Vegas, NV 18,425
Nov. 5	@ #3 Miami (Fla.)	L 3-34 Miami, FL 38,196
12	@ Memphis	L 20-26 Memphis, TN 8,213
19	Temple	W 15-10 Skelly Stadium 7,186
26	Colorado State	W 32-28 Skelly Stadium 7,500

1989	Won 6	Lost 6
Sept. 2	@ UTEP	W 23-14 El Paso, TX 38,065
9	Oklahoma State	W 20-10 Skelly Stadium 40,785
16	@ #9 Arkansas	L 7-26 Fayetteville, AR 51,518
23	New Mexico	W 35-33 Skelly Stadium 19,382
30	@ Iowa	L 22-30 Iowa City, IA 67,770
Oct. 7	@ SW Louisiana	L 13-21 Lafayette, LA 20,263
14	New Mexico State	W 34-13 Skelly Stadium 21,134
21	Louisville	W 31-24 Skelly Stadium 20,012
28	@ Louisiana Tech	L 31-34 Ruston, LA 17,100
Nov. 11	@ Wake Forest	L 17-29 Winston-Salem, NC 11,400
18	Bowling Green	W 45-10 Skelly Stadium 25,629
Dec. 16	Oregon	L 24-27 Shreveport, LA 44,621 (Independence Bowl)

1990	Won 3	Lost 8
Sept. 1	@ Oklahoma State	L 3-10 Stillwater, OK 41,200
8	SW Missouri State	W 41-28 Skelly Stadium 22,590
15	@ Arkansas	L 3-28 Fayetteville, AR 50,118
22	@ #11 Oklahoma	L 10-52 Norman, OK 70,325
29	Memphis	L 10-22 Skelly Stadium 21,072
Oct. 6	@ Louisville	L 14-38 Louisville, KY 36,692
13	Louisiana Tech	L 21-35 Skelly Stadium 17,658
20	SW Louisiana	L 13-25 Skelly Stadium 18,019
27	@ New Mexico State	W 35-10 Las Cruces, NM 17,972
Nov. 10	@ Colorado State	L 13-31 Fort Collins, CO 25,710
17	Montana State	W 20-2 Skelly Stadium 40,248

1991	Won 10	Lost 2
Aug. 31	SW Missouri State	W 34-13 Skelly Stadium 31,124
Sept. 7	Oklahoma State	W 13-7 Skelly Stadium 39,479
14	@ Kansas	L 17-23 Lawrence, KS 35,000
21	#15 Texas A&M	W 35-34 Skelly Stadium 30,122
28	#2 Miami (Fla.)	L 10-34 Skelly Stadium 35,689
Oct. 12	@ SW Louisiana	W 34-20 Lafayette, LA 17,512
26	@ Memphis	W 33-28 Memphis, TN 17,502
Nov. 2	Southern Miss	W 13-10 Skelly Stadium 27,784
16	Louisville	W 40-0 Skelly Stadium 31,717
23	Ohio	W 45-13 Skelly Stadium 23,237
30	@ SMU	W 31-26 Dallas, TX 7,900
Dec. 30	San Diego State	W 28-17 Anaheim, CA 34,217 (Freedom Bowl)

Completed the season ranked 21st nationally in both the Associated Press and USA Today/CNN polls.

INTRO

PLAYERS

STAFF

REVIEW

C-USA

OPPONENTS

HISTORY

RECORDS

1992		Won 4		Lost 7	
Sept.	5	Houston	W	28-25	Skelly Stadium 33,619
	12	@ #7 Texas A&M	L	9-19	College Station, TX 58,926
	19	Kansas	L	7-40	Skelly Stadium 34,986
	26	@ Oklahoma State	L	19-24	Stillwater, OK 47,280
Oct.	3	@ Southern Miss	L	24-33	Hattiesburg, MS 18,253
	10	SW Missouri State	W	17-14	Skelly Stadium 21,856
	17	@ Louisville	L	27-32	Louisville, KY 29,517
	24	Memphis	L	25-30	Skelly Stadium 20,142
	31	SW Louisiana	W	27-9	Skelly Stadium 19,073
Nov.	7	UTEP	W	48-39	Skelly Stadium 19,624
	28	@ Hawaii	L	9-38	Honolulu, HI 35,217

1993		Won 4		Lost 6		Tied 1	
Sept.	4	@ Iowa	L	25-26	Iowa City, IA 66,431		
	11	@ Houston	W	38-24	Houston, TX 15,138		
	18	Oklahoma State	L	10-16	Skelly Stadium 40,385		
	25	@ #10 Oklahoma	L	20-41	Norman, OK 67,121		
Oct.	2	Cincinnati	L	15-22	Skelly Stadium 21,296		
	16	@ Memphis	W	23-19	Memphis, TN 27,996		
	30	Middle Tennessee	W	38-17	Skelly Stadium 17,345		
Nov.	6	@ East Carolina	W	52-26	Greenville, NC 18,138		
	13	@ Arkansas	L	11-24	Fayetteville, AR 28,525		
	20	Southern Miss	T	30-30	Skelly Stadium 21,783		
	25	Louisville	L	0-28	Skelly Stadium 24,576		

1994		Won 3		Lost 8	
Sept.	3	@ Missouri	W	20-17	Columbia, MO 55,263
	10	Memphis	L	18-42	Skelly Stadium 21,324
	17	@ Wyoming	L	7-17	Laramie, WY 21,547
	24	@ Oklahoma State	L	10-17	Stillwater, OK 46,840
Oct.	8	UTEP	L	17-24	Skelly Stadium 17,127
	15	UNLV	W	44-22	Skelly Stadium 16,875
	22	East Carolina	L	21-28	Skelly Stadium 24,811
	29	@ Southern Miss	L	29-47	Hattiesburg, MS 13,493
Nov.	12	SW Missouri State	W	38-28	Skelly Stadium 17,349
	19	@ Cincinnati	L	13-28	Cincinnati, OH 18,162
	26	@ Louisville	L	27-34	Louisville, KY 35,655

1995		Won 4		Lost 7	
Sept.	2	Baylor	L	5-37	Skelly Stadium 27,133
	9	Oklahoma State	W	24-23	Skelly Stadium 31,963
	16	@ #3 Texas A&M	L	9-52	College Station, TX 57,067
	23	East Tennessee St.	W	45-20	Skelly Stadium 17,836
	30	@ Louisiana Tech	L	23-27	Shreveport, LA 18,965
Oct.	7	Wyoming	W	35-6	Skelly Stadium 20,003
	14	@ UTEP	W	38-28	El Paso, TX 19,931
	28	@ Memphis	L	7-10	Memphis, TN 12,798
Nov.	4	@ Brigham Young	L	35-45	Provo, UT 63,754
	11	@ East Carolina	L	7-23	Greenville, NC 26,410
	18	Cincinnati	L	5-24	Skelly Stadium 19,312

1996		Won 4		Lost 7	
Aug.	31	@ SMU*	L	10-17	Dallas, TX 12,177
Sept.	14	@ Oklahoma State	L	9-30	Stillwater, OK 44,800
	21	#19 Iowa	W	27-20	Skelly Stadium 27,788
	28	@ Oklahoma	W	31-24	Norman, OK 68,384
Oct.	12	Colorado State*	W	20-14	Skelly Stadium 24,556
	19	#18 Brigham Young*	L	30-55	Skelly Stadium 34,624
	26	@ Utah*	L	19-45	Salt Lake City, UT 29,047
Nov.	2	New Mexico*	L	23-34	Skelly Stadium 19,897
	9	TCU*	L	24-31	Skelly Stadium 17,203
	16	@ UTEP*	W	38-21	El Paso, TX 14,293
	23	@ Rice*	L	14-42	Houston, TX 19,200

*Western Athletic Conference 2-6-0 (7th place/Mountain Division)

1997		Won 2		Lost 9	
Aug.	28	@ Cincinnati	L	24-33	Cincinnati, OH 17,591
Sept.	13	@ Iowa	L	16-54	Iowa City, IA 64,893
	20	Missouri	L	21-42	Skelly Stadium 40,385
Oct.	4	Rice*	L	24-42	Skelly Stadium 19,994
	11	UTEP*	L	18-33	Skelly Stadium 18-33
	18	@ TCU*	W	33-22	Fort Worth, TX 23,813
	26	@ Colorado State*	L	8-44	Fort Collins, CO 27,542
Nov.	1	Utah*	W	21-13	Skelly Stadium 19,864
	8	@ Brigham Young*	L	39-49	Provo, UT 64,200
	15	SMU*	L	41-42	Skelly Stadium 15,234
	22	@ New Mexico*	L	13-51	Albuquerque, NM 29,217

*Western Athletic Conference 2-6-0 (7th place/Mountain Division)

1998		Won 4		Lost 7	
Sept.	5	SW Missouri State	W	49-14	Skelly Stadium 24,332
	12	Oklahoma State	W	35-20	Skelly Stadium 40,385
	26	@ West Virginia	L	21-44	Morgantown, WV 48,819
Oct.	3	San Diego State*	L	14-24	Skelly Stadium 18,320
	10	@ Colorado State*	L	7-34	Fort Collins, CO 31,575
	17	@ Rice*	L	10-14	Houston, TX 18,116
	24	Air Force*	L	21-42	Skelly Stadium 21,763
	31	@ UNLV*	W	20-16	Las Vegas, NV 15,187
Nov.	7	@ SMU*	L	3-33	Dallas, TX 11,143
	14	TCU*	L	7-17	Skelly Stadium 12,628
	21	Wyoming*	W	35-0	Skelly Stadium 12,054

*Western Athletic Conference 2-6-0 (7th place/Mountain Division)

1999		Won 2		Lost 9	
Sept.	4	SW Missouri State	W	45-21	Skelly Stadium 25,007
	11	@ Oklahoma State	L	9-46	Stillwater, OK 46,250
	18	@ #7 Texas A&M	L	13-62	College Station, TX 67,647
	25	@ San Jose State*	L	10-34	San Jose, CA 12,871
Oct.	2	Rice*	L	10-20	Skelly Stadium 15,270
	16	@ TCU*	L	17-56	Fort Worth, TX 27,957
	23	Hawaii*	L	21-35	Skelly Stadium 15,756
Pat Henderson was named interim coach prior to the Fresno State game. He completed the season with a 1-3 record.					
	30	Fresno State*	L	14-28	Skelly Stadium 13,265
Nov.	6	@ UTEP*	W	43-19	El Paso, TX 25,527
	13	Louisiana-Monroe	L	34-37	Skelly Stadium 15,037
	20	SMU*	L	14-28	Skelly Stadium 14,199

*Western Athletic Conference 1-6-0 (8th place)



KEITH Burns
3 seasons
2000 - 2002
W-7, L-28, T-0

2000		Won 5		Lost 7	
Sept.	2	@ North Carolina	L	9-30	Chapel Hill, NC 44,000
	9	Oklahoma State	L	26-36	Skelly Stadium 40,385
	16	@ Rice*	W	23-16	Houston, TX 10,868
	23	Louisiana Tech	W	22-10	Skelly Stadium 17,673
	30	@ Hawaii*	W	24-14	Honolulu, HI 36,430
Oct.	7	UTEP*	L	7-40	Skelly Stadium 18,689
	14	@ New Mexico State	L	28-42	Las Cruces, NM 15,822
	21	#11 TCU*	L	3-17	Skelly Stadium 20,034
	28	@ Fresno State*	L	12-34	Fresno, CA 41,088
Nov.	11	@ SMU*	L	20-24	Dallas, TX 14,127
	18	San Jose State*	W	28-17	Skelly Stadium 13,023
	25	Nevada*	W	38-3	Skelly Stadium 15,024

*Western Athletic Conference 4-4-0 (5th place)

2001		Won 1	Lost 10		
Aug.	30	Indiana State	W	51-0	Skelly Stadium 20,839
Sept.	22	#11 Fresno State*	L	18-37	Skelly Stadium 31,087
	29	@ UTEP*	L	10-26	El Paso, TX 30,044
Oct.	6	New Mexico State	L	7-24	Skelly Stadium 17,211
	13	@ Boise State*	L	10-41	Boise, ID 23,123
	20	Hawaii*	L	15-36	Skelly Stadium 17,629
	27	@ San Jose State*	L	27-63	San Jose, CA 6,873
Nov.	3	@ #3 Oklahoma	L	0-58	Norman, OK 74,911
	10	@ Rice*	L	32-59	Houston, TX 29,317
	17	SMU*	L	14-24	Skelly Stadium 18,112
	24	Louisiana Tech*	L	7-19	Skelly Stadium 12,173

*Western Athletic Conference 0-8-0 (10th place)

2002		Won 1	Lost 11		
Aug.	30	#1 Oklahoma	L	0-37	Skelly Stadium 40,385
Sept.	7	@ Arkansas State	L	19-21	Jonesboro, AR 15,363
	14	@ Louisiana Tech*	L	9-53	Ruston, LA 18,600
	21	@ Baylor	L	25-37	Waco, TX 30,337
	28	Kansas	L	33-43	Skelly Stadium 17,893
Oct.	12	Boise State*	L	24-52	Skelly Stadium 15,079
	19	@ Hawaii*	L	14-37	Honolulu, HI 34,098
	26	UTEP*	W	20-0	Skelly Stadium 12,317
Nov.	2	Rice*	L	18-33	Skelly Stadium 12,587
	9	@ Fresno State*	L	12-31	Fresno, CA 37,841
	16	San Jose State*	L	38-49	Skelly Stadium 15,653
	23	@ SMU*	L	21-24	Dallas, TX 12,324

*Western Athletic Conference 1-7-0 (T-9th place)



STEVE Kragthorpe

4 seasons
2003 - 2006
W-29, L-22, T-0

1 C-USA Championship
3 Bowl Appearances

2003		Won 8	Lost 5		
Aug.	30	@ Minnesota	L	10-49	Minneapolis, MN 36,623
Sept.	6	@ Arkansas	L	13-45	Fayetteville, AR 69,442
	13	Texas State	W	41-15	Skelly Stadium 35,805
	20	Arkansas State	W	54-7	Skelly Stadium 16,231
Oct.	4	Hawaii*	W	27-16	Skelly Stadium 17,342
	11	@ Boise State*	L	20-27	Boise, ID 29,719
	18	Nevada*	L	21-28	Skelly Stadium 17,816
	25	SMU*	W	35-16	Skelly Stadium 16,733
Nov.	1	@ UTEP*	W	56-28	El Paso, TX 17,095
	8	@ Rice*	W	31-28	Houston, TX 10,846
	15	Louisiana Tech*	W	48-18	Skelly Stadium 28,862
	22	@ San Jose State*	W	34-32	San Jose, CA 7,618
Jan.	3	Georgia Tech	L	10-52	Boise, ID 23,118
		(Humanitarian Bowl)			

*Western Athletic Conference 6-2-0 (T-2nd place)

2004		Won 4	Lost 8		
Sept.	4	@ Kansas	L	3-21	Lawrence, KS 40,646
	11	@ Oklahoma State	L	21-38	Stillwater, OK 47,307
	18	Navy	L	0-29	Skelly Stadium 23,658
	25	SW Missouri State	W	49-7	Skelly Stadium 17,980
Oct.	2	@ Hawaii*	L	16-44	Honolulu, HI 44,429
	16	#18 Boise State*	L	42-45	Skelly Stadium 20,817
	23	@ Nevada*	L/OT	48-54	Reno, NV 13,550
	30	Rice*	W	39-22	Skelly Stadium 12,218
Nov.	6	@ SMU*	L/OT	35-41	Dallas, TX 12,677
	13	@ Louisiana Tech*	L	21-38	Shreveport, LA 7,713
	20	San Jose State*	W	34-24	Skelly Stadium 15,784
	27	#24 UTEP*	W	37-35	Skelly Stadium 10,977

*Western Athletic Conference 3-5-0 (T-6th place)

2005		Won 9	Lost 4		
Sept.	1	Minnesota	L	10-41	Skelly Stadium 33,410
Sept.	10	@ #18 Oklahoma	L	15-31	Norman, OK 83,877
Sept.	17	@ North Texas	W	54-2	Denton, Texas 23,112
Sept.	24	Memphis*	W/OT	37-31	Skelly Stadium 20,645
Oct.	1	Houston*	L	23-30	Skelly Stadium 15,580
Oct.	8	@ Southern Miss*	W	34-17	Hattiesburg, MS 28,375
Oct.	15	@ Rice*	W	41-21	Houston, Texas 10,893
Oct.	22	SMU*	W	20-13	Skelly Stadium 22,502
Nov.	5	@ UTEP*	L	38-41	El Paso, TX 49,160
Nov.	12	East Carolina*	W	45-13	Skelly Stadium 21,995
Nov.	16	@ Tulane*	W	38-14	Monroe, LA 10,306
Dec.	3	@ UCF**	W	44-27	Orlando, FL 51,978
Dec.	31	Fresno State	W	31-24	Memphis, TN 54,894
		(AutoZone Liberty Bowl)			

* Conference USA 6-2-0 (1st place/West Division)

** Conference USA Football Championship Game

2006		Won 8	Lost 5		
Aug.	30	Stephen F. Austsin	W	45-7	Skelly Stadium 23,308
Sept.	9	@ Brigham Young	L	24-49	Provo, UT 56,627
	16	North Texas	W	28-3	Skelly Stadium 22,045
	23	@ Navy	W/OT	24-23	Annapolis, MD 31,604
Oct.	3	Southern Miss*	W	20-6	Skelly Stadium 20,625
	14	@ East Carolina*	W	31-10	Greeneville, NC 34,011
	21	@ Memphis*	W	35-14	Memphis, TN 30,059
	27	UTEP*	W	30-20	Skelly Stadium 28,074
Nov.	4	@ Houston*	L	10-27	Houston, TX 22,452
	11	Rice*	L/OT	38-41	Skelly Stadium 18,632
	18	@ SMU*	L	24-34	Dallas, TX 14,658
	24	Tulane*	W	38-3	Skelly Stadium 15,502
Dec.	23	Utah	L	13-25	Fort Worth, TX 32,412
		(Bell Helicopter Armed Forces Bowl)			

* Conference USA 5-3-0 (3rd place/West Division)

INTRO
 PLAYERS
 STAFF
 REVIEW
 C-USA
 OPPONENTS
 HISTORY
 RECORDS



TODD Graham

4 seasons

2007-2010

W-36, L-17, T-0

2 C-USA West Division Titles, 1 shared West Division Title
3 Bowl Appearances

2007		Won 10		Lost 4		
Aug.	30	@ UL-Monroe	W	35-17	Monroe, La.	22,022
Sept.	15	BYU	W	55-47	Chapman Stadium	24,445
	20	Oklahoma	L	21-62	Chapman Stadium	35,542
	29	UAB*	W	38-30	Chapman Stadium	22,710
Oct.	6	@ UTEP*	L	47-48	El Paso, Texas	35,676
	12	Marshall*	W	38-31	Chapman Stadium	20,255
	20	@ UCF*	L	23-44	Orlando, Fla.	45,510
	27	SMU*	W	29-23	Chapman Stadium	18,853
Nov.	3	@ Tulane*	W	49-25	New Orleans, La.	15,271
	10	Houston*	W	56-7	Chapman Stadium	25,428
	17	@ Army	W	49-29	West Point, NY	27,687
	24	@ Rice*	W	48-43	Houston, Texas	11,742
Dec.	1	@ UCF**	L	25-44	Orlando, Fla.	44,128
Jan.	6	Bowling Green (GMAC Bowl)	W	63-7	Mobile, Ala.	36,932

* Conference USA 6-2-0 (1st place/West Division)

** Conference USA Football Championship Game

2008		Won 11		Lost 3		
Aug.	30	@ UAB*	W	45-22	Birmingham, Ala.	19,672
Sept.	6	@ North Texas	W	56-26	Denton, Texas	22,785
	20	New Mexico	W	56-14	Chapman Stadium	30,000
	27	Central Arkansas	W	62-34	Chapman Stadium	20,646
Oct.	4	Rice*	W	63-28	Chapman Stadium	24,926
	11	@ SMU*	W	37-31	Dallas, Texas	15,324
	18	UTEP*	W	77-35	Chapman Stadium	21,873
	26	UCF*	W	49-19	Chapman Stadium	30,000
Nov.	1	@ Arkansas	L	23-30	Fayetteville, Ark.	70,021
	15	@ Houston*	L	30-70	Houston, Texas	20,855
	22	Tulane*	W	56-7	Chapman Stadium	20,391
	29	@ Marshall*	W	38-35	Huntington, WV	21,571
Dec.	6	East Carolina**	L	24-27	Chapman Stadium	22,740
Jan.	6	#22 Ball State (GMAC Bowl)	W	45-13	Mobile, Ala.	32,816

* Conference USA 7-1-0 (1st place/West Division)

** Conference USA Football Championship Game

2009		Won 5		Lost 7		
Sept.	4	@ Tulane*	W	37-13	New Orleans, La.	27,638
	12	@ New Mexico	W	44-10	Albuquerque, NM	30,051
	19	@ #12 Oklahoma	L	0-45	Norman, Okla.	84,803
	26	Sam Houston State	W	56-3	Chapman Stadium	26,048
Oct.	3	@ Rice*	W	27-10	Houston, Texas	11,420
	14	#5 Boise State	L	21-28	Chapman Stadium	30,000
	21	@ UTEP*	L	24-28	El Paso, Texas	37,368
	31	SMU*	L	13-27	Chapman Stadium	21,714
Nov.	7	#13 Houston*	L	45-46	Chapman Stadium	20,243
	15	East Carolina*	L	17-44	Chapman Stadium	17,453
	21	@ Southern Miss*	L	34-44	Hattiesburg, Miss.	28,757
	27	Memphis*	W/OT	33-30	Chapman Stadium	19,552

* Conference USA 3-5-0 (T-3rd place/West Division)

2010		Won 10		Lost 3		
Sept.	5	@ East Carolina*	L	49-51	Greenville, NC	50,010
	11	Bowling Green	W	33-20	Chapman Stadium	19,565
	18	@ Oklahoma State	L	28-65	Stillwater, Okla.	51,778
	25	Central Arkansas	W	41-14	Chapman Stadium	21,928
Oct.	2	@ Memphis*	W	48-7	Memphis, Tenn.	22,231
	9	@ SMU*	L	18-21	Dallas, Texas	19,329
	16	Tulane*	W	52-24	Chapman Stadium	23,295
	30	@ Notre Dame	W	28-27	South Bend, Ind.	80,795
Nov.	6	Rice*	W	64-21	Chapman Stadium	19,036
	13	@ Houston*	W	28-25	Houston, Texas	30,046
	20	UTEP*	W	31-28	Chapman Stadium	16,547
	26	Southern Miss*	W	56-50	Chapman Stadium	21,901
Dec.	24	@ #24 Hawaii (Sheraton Hawaii Bowl)	W	62-35	Honolulu, Hawaii	43,673

* Conference USA 6-2-0 (T-1st place/West Division)

Completed the season ranked 24th in the Associated Press poll.



BILL Blankenship

2 seasons

2011-present

W-19, L-8, T-0

1 C-USA Championship
2 Bowl Appearances

2011		Won 8		Lost 5		
Sept.	3	@ #1 Oklahoma	L	14-47	Norman, Okla.	85,260
	10	@ Tulane*	W	31-3	New Orleans, La.	19,752
	17	#7 Oklahoma State	L	33-59	Chapman Stadium	24,563
	24	@ #4 Boise State	L	21-41	Boise, Idaho	34,019
Oct.	1	North Texas	W	41-24	Chapman Stadium	21,240
	15	UAB*	W	37-20	Chapman Stadium	21,494
	22	@ Rice*	W	38-20	Houston, Texas	17,314
	29	SMU*	W	38-7	Chapman Stadium	21,261
Nov.	3	@ UCF*	W	24-17	Orlando, Fla.	36,712
	12	Marshall*	W	59-17	Chapman Stadium	17,672
	19	@ UTEP*	W	57-28	El Paso, Texas	23,849
	26	#7 Houston*	L	16-48	Chapman Stadium	29,015
Dec.	30	BYU (Bell Helicopter Armed Forces Bowl)	L	21-24	Dallas, Texas	30,258

* Conference USA 7-1-0 (2nd place/West Division)


2012		Won 11		Lost 3		
Sept.	1	@ Iowa State	L	23-38	Ames, Iowa	54,931
	8	Tulane*	W	45-10	Chapman Stadium	17,880
	15	Nicholls State	W	66-16	Chapman Stadium	19,139
	22	Fresno State	W	27-26	Chapman Stadium	24,236
	29	@ UAB*	W	49-42	Birmingham, Ala.	13,196
Oct.	6	@ Marshall*	W	45-38	Huntington, WV	27,189
	11	UTEP*	W	33-11	Chapman Stadium	18,961
	20	Rice*	W	28-24	Chapman Stadium	22,567
Nov.	3	@ Arkansas	L	15-19	Fayetteville, Ark.	64,451
	10	@ Houston*	W	41-7	Houston, Texas	25,827
	17	UCF*	W	23-21	Chapman Stadium	19,725
	24	@ SMU*	L	27-35	Dallas, Texas	15,336
Dec.	1	UCF**	W	33-27	Chapman Stadium	17,635
Dec.	31	Iowa State (AutoZone Liberty Bowl)	W	31-17	Memphis, Tenn.	53,687

* Conference USA 7-1-0 (1st place/West Division)

** Conference USA Football Championship Game

Completed the season ranked 25th in the USA Today/Coaches poll.

NOTES



2012 Liberty Bowl Champions

8 Bowl Games in Last 10 Years

2012 AutoZone
Liberty Bowl
Champions

19 BOWL GAMES

1 Sun Bowl • 2 Sugar Bowls • 1 Orange Bowl • 1 Oil Bowl • 1 Gator Bowl •
2 Bluebonnet Bowls • 2 Independence Bowls • 1 Freedom Bowl •
1 Humanitarian Bowl • 2 AutoZone Liberty Bowls • 2 Bell Helicopter
Armed Forces Bowls • 2 GMAC Bowls • 1 Sheraton Hawaii Bowl

1942 Sun Bowl Champions

1945 Orange Bowl Champions

1964 Bluebonnet Bowl Champions

1991 Freedom Bowl Champions

2005 AutoZone Liberty Bowl Champions

2008 GMAC Bowl Champions

2009 GMAC Bowl Champions

2010 Sheraton Hawaii Bowl Champions

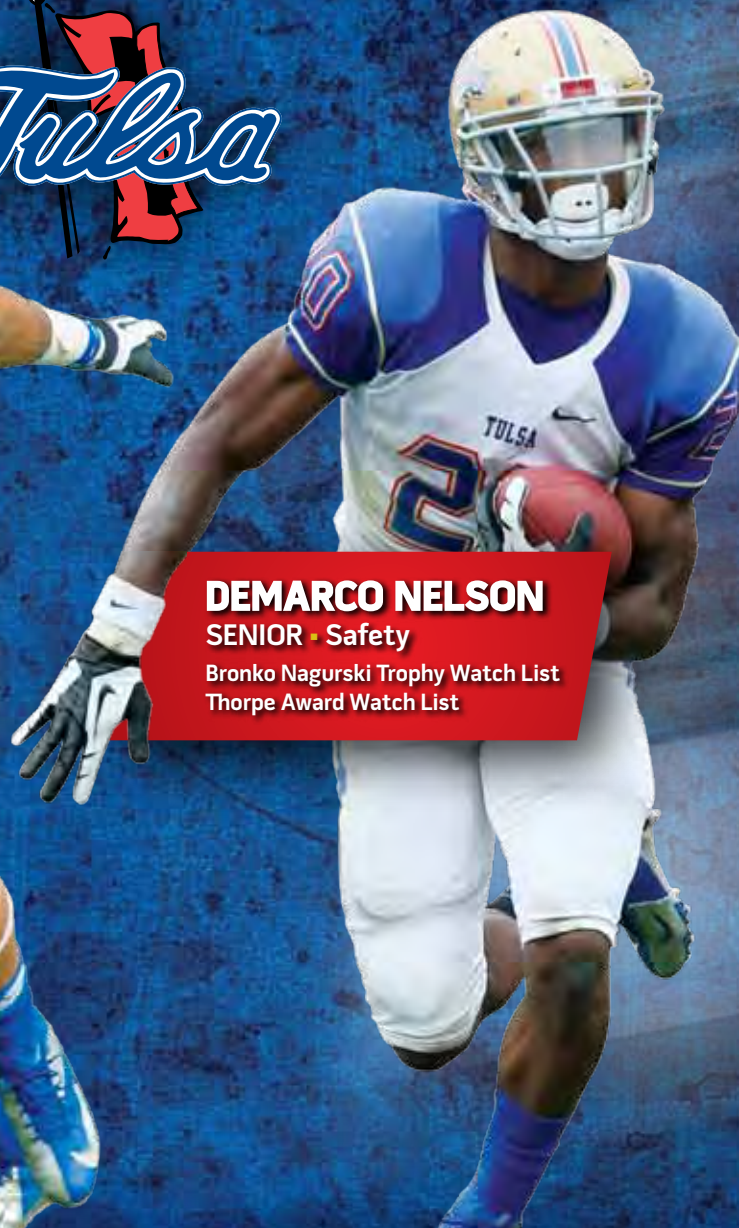
2012 AutoZone Liberty Bowl Champions



SHAWN JACKSON

SENIOR • Linebacker

Bronko Nagurski Trophy Watch List



DEMARCO NELSON

SENIOR • Safety

Bronko Nagurski Trophy Watch List
Thorpe Award Watch List

2013 Tulsa Golden Hurricane Football

DATE	OPPONENT	TIME
Aug. 29 (THURS.)	at Bowling Green (ESPN U)	6:00 pm
Sept. 7	COLORADO STATE (CBS SN) (HALL OF FAME)	6:00 pm
Sept. 14	at Oklahoma (ABC/ESPN/ESPN2)	11:00 am
Sept. 26 (THURS.)	IOWA STATE (FOX 1)	6:30 pm
Oct. 5	RICE* (CBS SN)	2:30 pm
Oct. 12	at UTEP* (FOX 1/FSN)	TBA
Oct. 26	at Tulane* (CST Regional)	2:30 pm
Nov. 2	UTSA* (CSS Regional) (HOMECOMING)	2:30 pm
Nov. 9	at East Carolina* (FOX 1/FSN)	TBA
Nov. 14 (THURS.)	MARSHALL* (FOX 1)	6:30 pm
Nov. 23	at Louisiana Tech* (CBS SN)	6:00 pm
Nov. 30	NORTH TEXAS* (FOX 1/FSN)	TBA

*Conference USA Games. **BOLD CAPS** indicates Home Games. All times are Central Time Zone. Dates and times are subject to change.

