





Tu Holloway was named 2010-11 Third Team All-American by several major media outlets. He was named AP Third Team All-American, joining David West as the only XU players to make one of AP's top three teams as an underclassman.

### LENNY BROWN

1996-97

*Basketball Weekly* Honorable Mention

1998-99

John R. Wooden Finalist

David West, Tu Holloway and Byron Larkin are the only Xavier players ever named to the post-season Associated Press first, second or third teams. West was the 2003 AP National Player of the Year and was on the 2002 AP Second Team. Holloway earned 2011 AP Third Team honors. Larkin earned 1988 AP Third Team honors. Larkin, who is now the color analyst for Xavier radio broadcasts, stands number 21 on the list of all-time scorers in NCAA Division I history with 2,696 career points.

### JORDAN CRAWFORD

2009-10

*Sporting News* Third Team

### JAMIE GLADDEN

1992-93

Associated Press Honorable Mention

1989-90

*Basketball Times* Freshman Fifth Team

### BRIAN GRANT

1990-91

*Basketball Times*  
Freshman Seventh Team

1993-94

John R. Wooden Finalist  
Associated Press Honorable Mention

### ANTHONY HICKS

1982-83

*Sporting News* Honorable Mention  
Associated Press Honorable Mention

### TYRONE HILL

1988-89

Associated Press Honorable Mention

1989-90

*Basketball Times* Third Team  
Associated Press Honorable Mention

### TU HOLLOWAY

2011-12

collegeinsider.com All-American

2010-11

Associated Press Third Team  
*Basketball Times* Third Team  
FOXSports.com Third Team  
CBSSports.com Third Team  
SI.com Third Team  
*Sporting News* Third Team  
collegeinsider.com All-American

### T.J. JOHNSON

1994-95

*Basketball Weekly* Freshman  
Honorable Mention

### BYRON LARKIN

1984-85

*Basketball Weekly*  
All-Freshman Second Team  
*Basketball Times* All-Freshman Team

1985-86

Associated Press Honorable Mention

1986-87

*Sporting News* Honorable Mention


1987-88

United Press International Second Team  
Scripps Howard Second Team  
Associated Press Third Team


### GARY MASSA

1977-78

*Basketball Weekly* All-Freshman Team



Steve Thomas, who averaged a school-record 30.0 ppg. in the 1963-64 season, earned 1964 First Team All-American honors from the Helms Foundation and *Basketball News*.



Hank Stein, a 1957-58 Converse Second Team and 1958-59 UPI Third Team All-American, was the 1958 National Invitation Tournament MVP as he led XU to the title.

### JAMES POSEY

1998-99

College Hoops Insider "Top 15"  
John R. Wooden Finalist

### BOB QUICK

1967-68

Associated Press Honorable Mention

### ROMAIN SATO

2003-04

Associated Press Honorable Mention

### HANK STEIN

1957-58

Converse Second Team

1958-59

United Press International Third Team





Tyrone Hill, seen here battling Alonzo Mourning and Dikembe Mutombo in XU's 1990 NCAA Tournament win over Georgetown, earned Associated Press Honorable Mention All-America honors as a junior and *Basketball Times* Third Team All-America honors as a senior.

## STEVE THOMAS

1963-64

*Basketball News* First Team  
Helms Foundation First Team  
AP, United Press International  
and *Sporting News* Honorable Mention


## DAVID WEST

2000-01

Associated Press Honorable Mention

2001-02

Associated Press Second Team  
United States Basketball Writers  
Association Second Team  
*Basketball Times* Second Team  
FOXSports.com Second Team  
National Association of Basketball Coaches  
Third Team



David West, 2003 National Player of the Year, is the most decorated player in Xavier basketball history. He earned AP national honors in each of his final three seasons.

*Sporting News* Third Team  
*Basketball America* Third Team  
Dick Vitale's "Rolls Royce Super Five"  
collegeinsider.com All-American  
John R. Wooden Finalist

2002-03

Associated Press First Team &  
**AP National Player of the Year**  
United States Basketball Writers  
Association First Team &  
**USBWA National Player of the Year**  
*Basketball Times* First Team &  
**BT National Player of the Year**  
National Association of Basketball Coaches  
First Team



Brian Grant earned national honors from Associated Press and *Basketball Times* and was among the many Xavier players to make the Wooden Award list of finalists.

John R. Wooden First Team  
ESPN.com First Team  
*Sporting News* First Team  
Dick Vitale's "Rolls Royce Super Five"  
collegeinsider.com All-American &  
collegeinsider.com National MVP  
NABC/Pete Newell Big Man of the Year



Jordan Crawford earned All-America honors following his first and only season on Xavier's active roster. *Sporting News* named Crawford as a 2009-10 Third Team All-American.




## XAVIER MVPS

1950-51	Bob Dean, Forward
1951-52	Gene Smith, Center
1952-53	Bob Heim, Guard-Forward
1953-54	Bob Heim, Guard-Forward
1954-55	Dave Piontek, Center-Forward
1955-56	Jim Boothe, Guard
1956-57	Corny Freeman, Forward
1957-58	Joe Viviano, Forward
1958-59	Joe Viviano, Forward
1959-60	Jack Thobe, Center-Forward
1960-61	Bill Kirvin, Guard;
	Jack Thobe, Center-Forward
1961-62	Bill Kirvin, Guard;
	Jack Thobe, Center-Forward
1962-63	Bob Pelkington, Center
1963-64	Steve Thomas, Guard
1964-65	Steve Thomas, Guard
1965-66	Bob Quick, Forward
1966-67	Bob Quick, Forward
1967-68	Bob Quick, Forward
1968-69	Luther Rackley, Center

1969-70	Jerry Helmers, Forward
1970-71	Jerry Helmers, Forward
1971-72	Conny Warren, Forward
1972-73	Conny Warren, Forward
1973-74	Mike Plunkett, Forward
1974-75	Mike Plunkett, Forward
1975-76	Garry Whitfield, Guard;
	Nick Daniels, Guard;
	Dale Haarman, Forward
1976-77	Dale Haarman, Forward
1977-78	Nick Daniels, Guard
1978-79	Nick Daniels, Guard
1979-80	Gary Massa, Forward;
	David Anderson, Center
1980-81	Anthony Hicks, Guard
1981-82	Anthony Hicks, Guard
1982-83	Anthony Hicks, Guard;
	Jeff Jenkins, Center-Forward
1983-84	Jeff Jenkins, Center-Forward
1984-85	Richie Harris, Forward;
	Ralph Lee, Guard

**Note: No Player Named MVP Since 1985**



**Brian Thornton**, who is now an assistant coach at Winthrop University, earned the distinction of Academic All-American at Xavier. He was voted as a 2005-06 Second Team *ESPN The Magazine* CoSIDA Academic All-American.


## THE RETIRED JERSEYS

**NUMBER "23" BYRON LARKIN ('88)**, Xavier's all-time leading scorer with 2,696 career points, had his jersey number retired in a ceremony that was held at Cincinnati Gardens on Feb. 8, 1990. Larkin won two Midwestern Collegiate Conference Player of the Year awards and three MCC Tournament MVP awards. Larkin was a 1987-88 Scripps Howard and UPI Second Team All-American and a 1987-88 AP Third Team All-American.

**NUMBER "42" TYRONE HILL ('90)**, Xavier's all-time leading rebounder with 1,380 career rebounds and fourth all-time leading scorer with 2,003 career points, was the second Xavier player to have his jersey number retired. The ceremony was held at the Gardens on Feb. 4, 1996. Hill, Xavier's first-ever NBA Draft "lottery pick" in 1990, won the MCC Player of the Year award as a senior and the MCC Tournament MVP Award as a junior.

**NUMBER "30" DAVID WEST ('03)**, is Xavier's second all-time leading scorer with 2,132 career points and third all-time leading rebounder with 1,308 career boards. The ceremony was held before the 2002-03 season's regular season home finale at Cintas Center on March 8, 2003. West, the first player to have his jersey number retired while still an active Musketeer player, was the 2002-03 Associated Press, United States Basketball Writers Association and *Basketball Times* National Player of the Year. Xavier's first-ever National Player of the Year and consensus First Team All-American, West won a conference-record three straight Atlantic 10 Conference Player of the Year awards.

**NUMBER "33" BRIAN GRANT ('94)**, a two-time MCC player of the Year, is Xavier's fourth all-time leading rebounder (1,080) and ninth all-time leading scorer (1,719). His career field goal percentage (.594) is a school record for players who have played more than two seasons. Grant is XU's highest NBA Draft pick ever at eighth in 1994. The ceremony was held during halftime of the Temple game on Jan. 22, 2011.



**David West** is seen here with numerous awards, including the Adolph Rupp Trophy as 2003 AP Player of the Year, The Senior CLASS Award, the USBWA National Player of the Year Award and copies of the *Basketball Times* 2003 Player of the Year edition.



While there will be no additions to the Xavier University Athletic Hall of Fame again this year, basketball fans are still talking about the last event and inductees in 2010. Xavier's impressive 2010 Athletic Hall of Fame class included two of the brightest stars from Xavier's basketball history: the late **George E. "Skip" Prosser**, who enjoyed a 15-year career at Xavier as a head basketball coach and assistant coach. **David M. West ('03)** was the 2003 National Player of the Year and a three-time selection as Atlantic 10 Conference Player of the Year.

The 2010 inductees brought the total to 108 individuals that are honored in the P. Douglas O'Keefe Athletic Hall of Fame at Cintas Center. These honorees and many others are honored in the displays at Cintas Center. The Cintas Center display, which opened in 2005, is the result of a gift from 1959 graduate P. Douglas O'Keefe. The hall was constructed on the Cintas Center concourse. The hall includes display cases with a variety of memorabilia and trophies, video monitors and much more.

## HALL OF FAME MEMBERS

Daniel S. Abramowicz ('67) -----football  
Sara E. Bachus ('01)-----volleyball  
Raymond Baldwin -----trainer, golf coach  
Thomas N. Ballaban ('51) -----football  
Charles M. Barrett ('34) -----football  
Roger W. Bertoia ('57) -----football  
Lynette M. Bihn ('95) -----basketball  
Edward G. Biles -----coach  
James W. Boothe ('57) -----basketball  
James J. Brockhoff ('56) -----tennis, football, coach  
Leonard L. Brown ('99) -----basketball  
Herbert B. Budde ('53) -----basketball  
James P. Bunning ('53) -----baseball  
Edward T. Burns ('28)-----football, basketball, boxing, baseball  
Paul D. Cain ('29) -----football, basketball, baseball  
Lauren E. Clary ('05) -----tennis  
Thomas Clines ('28) -----football, basketball, baseball, tennis  
Sheila M. Connolly ('79) -----basketball, volleyball, admin.  
Clem Crowe -----coach, administrator  
Dr. William E. Daily ('57) -----athletic board  
Sabrina A. DiBiagio ('91) -----rifle  
Stephen M. Dixon ('99) -----golf  
Timothy J. Dydo ('74) -----football  
Robert J. Finnell ('52) -----football  
Sr. Rose Ann Fleming -----academic advisor  
Terrence M. Garrigan ('81) -----soccer  
Jeffrey H. Fogelson-----athletic director  
Joseph L. Geiger ('64) -----basketball  
Peter J. Gillen-----coach  
George C. Gilmartin ('52)-----football  
Jamison L. Gladden ('93) -----basketball  
Brian W. Grant ('94) -----basketball  
Amanda E. Gruber ('98) -----soccer  
Annette E. Gruber ('01) -----soccer  
James J. Gruber ('67) -----baseball

Arthur A. Hauser ('54) -----football  
Anthony J. Hicks ('83) -----basketball  
Tyrone Hill ('90)-----basketball  
James E. Hoff, S.J. -----President and Chancellor  
Jack H. Hoffman ('52) -----football  
Albert B. Howe ('39)-----football, basketball  
M. Julie Isphording ('83)-----marathon runner  
Dr. Jerome N. Janson ('36) -----team physician  
Robert C. Judd ('54) -----football  
Stephen N. Junker ('57)-----football  
Thrine M. Kane (Xavier '03)-----rifle  
Kathleen M. Keating ('72)-----swimming  
Joseph W. Kelly ('27) -----basketball, football, baseball  
Myron M. Kilgore ('58)-----football  
Stanley R. Kimbrough ('89) -----basketball  
William M. Kirvin ('62) -----basketball  
Edward L. Kluska ('40)-----football, basketball, baseball, coach  
Robert J. Konkoly ('57) -----football  
Joseph R. Kruse ('37) -----football, basketball  
Stacey M. Land ('85)-----basketball  
Byron K. Larkin ('88)-----basketball  
Ralph O. Lee ('86) -----basketball  
Nicole M. Levandusky ('01) -----basketball  
James M. Liber ('51) -----football  
Carol A. Madsen ('94) -----basketball  
John G. Martinkovic ('51) -----football  
Laurie J. Massa-----coach, administrator  
James J. McCafferty -----coach, administrator  
Malcolm H. McMullen ('50) -----basketball, golf  
Joseph Meyer -----coach, administrator  
James J. Murphy ('51)-----football  
Chester A. Mutryn ('43) -----football, basketball, baseball  
H. Frederick Nebel ('38) -----football  
Thomas P. O'Brien ('47) -----administrator  
Karen Ohe ('83)-----basketball, volleyball  
Jo Ann Osterkamp ('84)-----basketball  
Elizabeth L. Osterday ('00) -----volleyball

Jason A. Parker ('96)-----rifle  
Hal Pennington ('34) -----football, basketball  
Jennifer L. Phillips ('01) -----basketball  
David V. Piontek ('56) -----basketball  
James M. Posey ('99)-----basketball  
George E. "Skip" Prosser -----coach  
Robert Quick ('68) -----basketball  
Luther Rackley ('69) -----basketball  
Donald J. Ruberg ('51) -----baseball, basketball, coach  
Leo P. Sack ('36) -----basketball, football  
Mark A. Schmidt ('27)-----football, supporter  
Marla A. Schuerman ('92)-----soccer  
Sally J. Schulte ('97)-----volleyball  
Theodore P. Shalloe ('85)-----baseball  
John J.T. Shinnars ('69)-----football  
Robert J. Sieber ('77)-----polo, soccer  
Eugene F. Smith ('52)-----basketball  
Judith G. Smith ('84)-----basketball  
Peter Spoerl ('83) -----baseball  
Robert J. Staak -----coach, administrator  
Henry W. Stein ('59) -----basketball  
Derek L. Strong ('90)-----basketball  
Joseph G. Sunderman ('79) -----basketball, radio announcer  
Daniel J. Tehan ('28) -----football, basketball  
Jodi Thelen ('90)-----volleyball, coach  
R. Jack Thobe ('62)-----basketball  
Stephen M. Thomas ('66) -----basketball  
Taru T. Tuukkanen ('01) -----basketball  
Joseph P. Viviano ('59) -----basketball  
David R. von Haefen ('94) -----golf  
Jamal Walker ('91) -----basketball  
David M. West ('03) -----basketball  
John A. Wiethe ('34)-----football, basketball, baseball  
Carroll E. Williams ('67)-----football  
Marty Wolf ('79)-----basketball, tennis  
Ned W. Wulk -----coach

**\*Names are listed as they were when they were at XU.**






James Posey played for the gold-medal winning Team USA at the 1998 Goodwill Games at Madison Square Garden in New York City.



Michael Hawkins was a key member of Team USA in 1998 and 1999. Hawkins is the first XU player to play more than one year for USA Basketball.



Byron Larkin made the Team USA squad as the first alternate at both guard positions for the 1987 Pan Am Games. Former Xavier teammate Tyrone Hill won a gold medal at the 1987 Olympic Sports Festival.

## Making An Impact Overseas

The Xavier basketball program has produced a long list of players that are playing (see more on pages 14-15) or have played professionally overseas, including: C.J. Anderson, Torraye Braggs, Lenny Brown, Stanley Burrell, Reggie Butler, Justin Cage, Will Caudle, Lionel Chalmers, Brandon Cole, Justin Doellman, Josh Duncan, Erik Edwards, Dedrick Finn, Kenny Frease, Kevin Frey, Michael Hawkins, Jeff Jenkins, Eddie Johnson, Byron Larkin, Drew Lavender, Jason Love, Gary Lumpkin, Marcus Mason, Jeff Massey, Walt McBride, Jamel McLean, Anthony Myles, B.J. Raymond, Romain Sato, Pete Sears, Larry Sykes, Brian Thornton, Jamal Walker, Tyrice Walker and Darnell Williams.



Anthony Myles, seen here with Duke's Luol Deng in the 2004 NCAA Atlanta Regional Final, has enjoyed a successful professional career overseas.



Romain Sato was on two championship teams while playing in Italy and won a Euroleague Championship in 2011 in his first season with his new Greek team. He is now playing in Turkey.



Xavier graduate Brian Grant, who played 13 seasons in the NBA, was the most recent Musketeer selected in the NBA draft lottery. He is Xavier's highest-ever selection at eighth overall in 1994. Grant was a teammate of Xavier head coach Chris Mack.



## XAVIER PLAYERS IN THE NBA DRAFT

Year	Player	Team	Round	Pick
1949	Malcolm McMullen	Baltimore	—	—
1952	Gene Smith	Minneapolis	—	—
1953	Huck Budde	Minneapolis	Ninth	—
1954	Bob Heim	Baltimore	Sixth	—
1956	Dave Piontek	Rochester	Third	—
1957	Jim Boothe	Cincinnati	12th	—
1958	Frank Tartaron	Cincinnati	11th	—
1959	Hank Stein	St. Louis	Third	—
	Joe Viviano	Cincinnati	Tenth	—
1962	Jack Thobe	Cincinnati	Fourth	33
	Bill Kirvin	Philadelphia	Eighth	70
	Frank Pinchback	Cincinnati	11th	95
1964	Joe Geiger	Cincinnati	Eighth	—
	Bob Pelkington	Philadelphia	Eighth	—
1966	Bryan Williams	St. Louis	Eighth	—
1968	Bob Quick	Baltimore	Second	18
1969	Luther Rackley	Cincinnati	Third	37
1973	Bob Fullarton	Buffalo	Ninth	140
	Conny Warren	Philadelphia	12th	175
1979	Nick Daniels	Kansas City	Seventh	145
1983	Tony Hicks	Milwaukee	Seventh	157
	Jon Hanley	Cleveland	Tenth	208
1984	Vic Fleming	Portland	Second	26
	Jeff Jenkins	Seattle	Fourth	83
	John Shimko	Cleveland	Ninth	187
	Dexter Bailey	Denver	Tenth	215
1990	Tyrone Hill	Golden State	First	11*
	Derek Strong	Philadelphia	Second	47
1994	Brian Grant	Sacramento	First	8*
1998	Torrage Braggs	Utah	Second	57
1999	James Posey	Denver	First	18
2003	David West	New Orleans	First	18
2004	Lionel Chalmers	L.A. Clippers	Second	33
	David Young	Seattle	Second	41
	Romain Sato	San Antonio	Second	52
2009	Derrick Brown	Charlotte	Second	40
2010	Jordan Crawford	+ New Jersey	First	27

\* – Lottery Pick

+ Draft rights traded on NBA Draft night to Atlanta

## FORMER XAVIER PLAYERS IN THE NBA

### Torrage Braggs

Houston (2003-06)  
Three seasons

### Derrick Brown

Charlotte (2009-11)  
New York (2011-12)  
San Antonio (2012-present)  
Three+ seasons

### Lionel Chalmers

L.A. Clippers (2004-05)  
Minnesota (2005-06)  
Atlanta (2006-07)  
Three seasons

### Jordan Crawford

Atlanta (2010-11)  
Washington (2011-present)  
Two+ seasons

### Brian Grant

#### **NBA All-Rookie (1994-95)**

Sacramento (1994-97)  
Portland (1997-2000)  
Miami (2000-04)  
L.A. Lakers (2004-05)  
Phoenix (2005-06)  
Boston (2006-2007)  
13 seasons

### Michael Hawkins

Boston (1996-97)  
Sacramento (1998-99)  
Charlotte (1999-2000)  
Cleveland (2000-01)  
Four seasons

### Tyrone Hill

#### **NBA All-Star (1994-95)**

Golden State (1990-93)  
Cleveland (1993-97)  
Milwaukee (1997-99)  
Philadelphia (1999-2001)  
Cleveland (2001-03)  
Philadelphia (2002-03)  
Miami (2003-04)  
14 seasons

### Stan Kimbrough

Detroit (1989-90)  
Sacramento (1992-93)  
Two seasons

### Malcolm McMullen

Indianapolis (1949-51)  
Two seasons

### Dave Piontek

Rochester (1956-57)  
Cincinnati (1957-59)  
St. Louis (1959-61)  
Chicago (1961-62)  
Cincinnati (1962-63)  
Seven seasons

### James Posey

#### **NBA All-Rookie (1999-00)**

Denver (1999-2002)  
Houston (2002-03)  
Memphis (2003-05)  
Miami (2005-2007)  
Boston (2007-2008)  
New Orleans (2008-10)  
Indiana (2010-11)  
12+ seasons

### Bob Quick

Baltimore (1968-70)  
Detroit (1969-72)  
Four seasons

### Luther Rackley

Cincinnati (1969-70)  
Cleveland (1970-72)  
N.Y. Knicks (1971-73)  
Philadelphia (1973-74)  
Five seasons

### Romain Sato

San Antonio (2004-05)  
One Season

### Derek Strong

Washington (1991-92)  
Milwaukee (1992-94)  
Boston (1994-95)  
L.A. Lakers (1995-96)  
Orlando (1996-2000)  
L.A. Clippers (2000-01)  
10 seasons

### Larry Sykes

Boston (1995-96)  
One season

### David West

#### **NBA All-Star (2008 & 2009)**

New Orleans (2003-11)  
Indiana (2011-present)  
Nine+ seasons

### Aaron Williams

Utah (1993-94)  
Milwaukee (1994-95)  
Denver (1996-97)  
Vancouver (1996-97)  
Seattle (1997-99)  
Washington (1999-2000)  
New Jersey (2000-04)  
Toronto (2004-05)  
New Orleans (2005-06)  
L.A. Clippers (2006-08)  
14 seasons

### David Young

Seattle (2004-05)  
One Season



Tyrone Hill was the first Xavier graduate to get drafted in the NBA Draft lottery, taken by Golden State with the 11th overall pick in the 1990 draft.



### 2011 ASSOCIATED PRESS FINAL POLL

Rk	Team	Record	Pts.	Previous
1.	Ohio State (51)	32-2	1,611	1
2.	Kansas (14)	32-2	1,574	2
3.	Duke	30-4	1,472	5
4.	Pittsburgh	27-5	1,406	3
5.	Notre Dame	26-6	1,332	4
6.	San Diego State	32-2	1,322	7
7.	North Carolina	26-7	1,189	6
8.	Texas	27-7	1,069	10
9.	Connecticut	26-9	1,019	21
10.	Brigham Young	30-4	977	8
11.	Kentucky	25-8	928	15
12.	Syracuse	26-7	922	11
13.	Purdue	25-7	903	9
14.	Louisville	25-9	874	14
15.	Florida	26-7	840	12
16.	Wisconsin	23-8	619	13
17.	Arizona	27-7	516	16
18.	St. John's	21-11	433	17
19.	Utah State	30-3	333	23
20.	<b>Xavier</b>	<b>24-7</b>	<b>270</b>	<b>18</b>
21.	Kansas State	22-10	240	19
22.	West Virginia	20-11	178	20
23.	Washington	23-10	176	NR
24.	Texas A&M	24-8	152	26
25.	Vanderbilt	23-10	130	27

### 2010 ASSOCIATED PRESS FINAL POLL

Rk	Team	Record	Pts.	Previous
1.	Kansas (65)	32-2	1,625	1
2.	Kentucky	32-2	1,559	2
3.	Duke	29-5	1,427	4
4.	Syracuse	28-4	1,412	3
5.	Ohio State	27-7	1,377	5
6.	West Virginia	27-6	1,365	7
7.	Kansas State	26-7	1,209	9
8.	New Mexico	29-4	1,043	8
9.	Villanova	24-7	961	10
10.	Purdue	27-5	915	6
11.	Butler	28-4	903	12
12.	Temple	29-5	843	17
13.	Michigan State	24-8	836	11
14.	Georgetown	23-10	788	22
15.	Tennessee	25-8	616	15
16.	Wisconsin	23-8	603	13
17.	Brigham Young	29-5	600	14
18.	Pittsburgh	24-8	566	16
19.	Baylor	25-7	550	21
20.	Maryland	23-8	394	19
21.	Vanderbilt	24-8	382	20
22.	Gonzaga	26-6	359	18
23.	Texas A&M	23-9	290	23
24.	Richmond	26-8	141	NR
25.	<b>Xavier</b>	<b>24-8</b>	<b>106</b>	<b>24</b>

NR - not ranked

### A REGULAR IN THE AP POLL

Xavier has become a regular in the Associated Press Poll, including 20th in the final 2011 Associated Press Poll. Please note that the Final AP Poll is tallied prior to the NCAA Tournament (unlike the post-NCAA Tournament final ESPN/USA Today Poll). The records in the AP Poll listings on these two pages are at the time of the poll.

Xavier recorded a school-record tying ranking of 12th in the final Associated Press Poll in 2008 and 2003. Xavier's 2008 squad reached the NCAA Tournament Elite Eight. The 2003 season was the senior year for National Player of the Year **David West**.

### THE LAST 5 YEARS ARE IMPRESSIVE

Xavier was ranked 24th in the final 2012 ESPN/USA Today Coaches Poll. This marked the fifth straight year XU has appeared in the final Associated Press and/or Coaches Poll. XU, Duke and Kansas are the only schools that have been in one or both of the two major final polls each of the last five years. XU was in the final AP Poll in 2011, 2010, 2009 and 2008.



### 2009 ASSOCIATED PRESS FINAL POLL

Rk	Team	Record	Pts.	Previous
1.	Louisville (45)	28-5	1,740	5
2.	North Carolina (11)	28-4	1,654	1
3.	Memphis (11)	31-3	1,621	4
4.	Pittsburgh (3)	28-4	1,585	2
5.	Connecticut (1)	27-4	1,519	3
6.	Duke	28-6	1,444	9
7.	Oklahoma	27-5	1,281	6
8.	Michigan State	26-6	1,257	7
9.	Missouri	28-6	1,131	14
10.	Gonzaga	26-5	1,060	12
11.	Villanova	26-7	1,049	10
12.	Wake Forest	24-6	997	8
13.	Syracuse	26-9	903	18
14.	Kansas	25-7	874	11
15.	Washington	25-8	751	13
16.	Florida State	25-9	667	22
17.	Purdue	25-9	643	24
18.	UCLA	25-8	491	15
19.	Arizona State	24-9	381	23
20.	<b>Xavier</b>	<b>25-7</b>	<b>351</b>	<b>19</b>
21.	LSU	26-7	292	20
22.	Butler	26-5	284	16
23.	Marquette	24-9	277	21
24.	Clemson	23-8	264	17
25.	Utah	24-9	150	NR

NR - not ranked

### 2008 ASSOCIATED PRESS FINAL POLL

Rk	Team	Record	Pts.	Previous
1.	North Carolina (53)	32-2	1,779	1
2.	Memphis (13)	33-1	1,710	2
3.	UCLA (5)	31-3	1,674	3
4.	Kansas (1)	31-3	1,596	5
5.	Tennessee	29-4	1,449	4
6.	Wisconsin	29-4	1,412	8
7.	Texas	28-6	1,390	6
8.	Georgetown	27-5	1,271	9
9.	Duke	27-5	1,223	7
10.	Stanford	26-7	1,122	11
11.	Butler	29-3	1,004	12
12.	<b>Xavier *</b>	<b>27-6</b>	<b>957</b>	<b>10</b>
13.	Louisville	24-8	894	13
14.	Drake	28-4	794	16
15.	Notre Dame	24-7	672	14
16.	Connecticut	24-8	670	15
17.	Pittsburgh	26-9	586	RV
18.	Michigan State	25-8	523	19
19.	Vanderbilt	26-7	493	18
20.	Purdue	24-8	418	17
21.	Washington State	24-8	377	21
22.	Clemson	24-9	364	RV
23.	Davidson	26-6	253	23
24.	Gonzaga	25-7	232	20
25.	Marquette	24-9	174	25

RV - receiving votes \* Ties School Record for Final AP Poll



B.J. Raymond, along with fellow 2009 Xavier graduates Derrick Brown and C.J. Anderson, led Xavier to the 2009 NCAA Tournament Sweet 16 and a ranking of 20th in the final Associated Press Poll.



Drew Lavender and fellow seniors Josh Duncan and Stanley Burrell led Xavier to the 2008 NCAA Tournament Elite Eight and a school-record tying ranking of 12th in the final Associated Press Poll.

### STREAKING IN THE AP POLL

The Xavier Musketeers have become a regular in the major national polls. In fact, Xavier has made the final Associated Press "Top 25" in four of the last five seasons (2011, 2010, 2009 and 2008).


Xavier tied the school record in the 2008-09 season for highest regular season ranking in the Associated Press Poll when it climbed to number seven the week of December 15, 2008.

Xavier spent a school-record 28 straight polls in the Associated Press Poll starting with the poll on December 2, 1996 before being left

out of the February 8, 1998 poll. XU reached as high as seventh in the December 7, 1997 AP poll.

### BACK IN THE AP POLL

Xavier cracked the Associated Press Top 20 in 1988 for the first time in 30 years. After winning 11 straight games, the 22-3 Musketeers were back in the AP Top 20 on Mon., Feb. 29, 1988. XU had not been ranked in the Top 20 in the AP or UPI poll since December of 1958.



Stan Kimbrough, along with teammates Byron Larkin, Tyrone Hill, Derek Strong and J.D. Barnett, led Xavier to its first-ever appearance in the AP Final Poll in 1988. Kimbrough is seen here getting instructions from his head coach Pete Gillen, the winningest head coach in XU history and currently a CBS Sports Network analyst.

The Musketeers went on to win a then-school record 15 straight games in 1988. They took a 26-3 record into the 1988 NCAA Tournament, finishing number 18 in the final Associated Press Top 20 Poll.

### 2003 FINAL AP POLL

1.	Kentucky (70)	29-3	1,774
2.	Arizona (1)	25-3	1,686
3.	Oklahoma	24-6	1,589
4.	Pittsburgh	26-4	1,539
5.	Texas	22-6	1,498
6.	Kansas	25-7	1,450
7.	Duke	24-6	1,224
8.	Wake Forest	24-5	1,160
9.	Marquette	23-5	1,147
10.	Florida	24-7	1,141
11.	Illinois	24-6	1,101
12.	Xavier *	25-5	1,006
13.	Syracuse	24-5	968
14.	Louisville	24-6	826
15.	Creighton	29-4	605
16.	Dayton	25-5	584
17.	Maryland	19-9	580
18.	Stanford	23-8	539
19.	Memphis	23-6	468
20.	Mississippi State	21-9	372
21.	Wisconsin	22-7	369
22.	Notre Dame	22-9	313
23.	Connecticut	21-9	225
24.	Missouri	21-10	199
25.	Georgia	19-8	141

\* School record (later tied in 2008)

### 1988 FINAL AP POLL

1.	Temple
2.	Arizona
3.	Purdue
4.	Oklahoma
5.	Duke
6.	Kentucky
7.	North Carolina
8.	Pittsburgh
9.	Syracuse
10.	Michigan
11.	Bradley
12.	Nevada-Las Vegas
13.	Wyoming
14.	North Carolina St.
15.	Loyola Marymount
16.	Illinois
17.	Iowa
18.	Xavier ^
19.	Brigham Young
20.	Kansas State

^ XU's first appearance in final AP Poll.



David West, the 2003 National Player of the Year and a three-time selection as Atlantic 10 Conference Player of the Year, led Xavier to the 2003 NCAA Tournament Second Round and a school-record tying ranking of 12th in the final Associated Press Poll. He is seen here battling Kyle Korver in a New Year's Eve thriller that season at Cintas Center that saw No. 19 Xavier defeat No. 15 Creighton 75-73.



# 2012 ESPN/USA TODAY COACHES FINAL POLL ^

Rk	Team	Record	Pts.	Pvs.
1.	Kentucky (31)	37-2	775	1
2.	Kansas	32-6	744	6
3.	Ohio State	31-8	705	7
4.	Louisville	30-10	661	18
5.	Syracuse	34-3	641	2
6.	North Carolina	32-6	624	5
7.	Michigan State	29-8	566	4
8.	Baylor	30-8	564	10
9.	Florida	26-11	506	21
10.	Marquette	27-8	464	11
11.	Missouri	30-5	425	3
12.	Wisconsin	26-10	424	13
13.	Indiana	27-9	382	17
14.	Duke	27-7	336	8
15.	Florida State	25-10	325	12
16.	Murray State	31-2	283	9
17.	Georgetown	24-9	242	15
18.	Cincinnati	26-11	216	NR
19.	Vanderbilt	25-11	161	24
20.	North Carolina State	24-13	146	NR
21.	Creighton	29-6	129	20
22.	Michigan	24-10	119	14
23.	New Mexico	28-7	107	22
24.	<b>Xavier</b>	<b>23-13</b>	<b>92</b>	<b>NR</b>
25.	Ohio	29-8	91	NR

^ post-NCAA Tournament poll

# 2010 ESPN/USA TODAY COACHES FINAL POLL ^

Rk	Team	Record	Pts.	Pvs.
1.	Duke (31)	35-5	775	3
2.	Butler	33-5	739	8
3.	West Virginia	31-7	696	5
4.	Michigan State	28-9	654	12
5.	Kentucky	35-3	650	2
6.	Kansas	33-3	604	1
7.	Kansas State	29-8	573	7
8.	Syracuse	30-5	554	4
9.	Tennessee	28-9	494	14
10.	Baylor	28-8	487	21
11.	Ohio State	29-8	483	6
12.	Purdue	29-6	448	11
13.	Northern Iowa	30-5	344	24
14.	<b>Xavier</b>	<b>26-9</b>	<b>271</b>	<b>33</b>
15.	Villanova	25-8	267	9
16.	New Mexico	30-5	229	10
17.	Cornell	29-5	225	29
18.	Maryland	24-9	201	20
19.	St. Mary's	28-6	198	26
20.	Pittsburgh	25-9	182	16
21.	Washington	26-10	163	30
22.	Brigham Young	30-6	161	16
23.	Gonzaga	27-7	141	18
24.	Wisconsin	24-9	140	19
25.	Texas A&M	24-10	136	23


^ post-NCAA Tournament poll

## A REGULAR IN THE COACHES POLL

Xavier has also become a regular in the Final ESPN/USA Today Coaches Poll, a post-NCAA Tournament poll, making that poll in four of the last five seasons (2012, 2010, 2009 and 2008). XU earned a ranking of 24th in the 2012 Final ESPN/USA Today Coaches Poll, 14th in the 2010 Final ESPN/USA Today Coaches Poll and 15th in the 2009 Final ESPN/USA Today Coaches Poll. The year before, in 2008, XU recorded a school-record eighth in the 2008 Final ESPN/USA Today Coaches Poll.

Xavier broke the school record for highest regular season ranking in the ESPN/USA Today Poll when the Musketeers were tied for seventh the week of December 15, 2008.

Xavier enjoyed a stretch where it was ranked in the ESPN/USA Today Poll that began December 8, 1996 and ended in the March 8, 1998 poll.



Seniors Romain Sato and Anthony Myles (seen here against Texas in the 2004 NCAA Tournament) and fellow senior Lionel Chalmers led Xavier to the 2004 NCAA Tournament Elite Eight and a ranking of 12th in the post-tournament final ESPN/USA Today Poll.

# 2009 ESPN/USA TODAY COACHES FINAL POLL ^

Rk	Team	Record	Pts.	Pvs.
1.	North Carolina (31)	34-4	775	3
2.	Michigan State	31-7	743	7
3.	Connecticut	31-5	705	6
4.	Villanova	30-8	669	12
5.	Louisville	31-6	646	1
6.	Pittsburgh	31-5	630	4
7.	Oklahoma	30-6	575	8
8.	Missouri	31-7	563	9
9.	Memphis	33-4	522	2
10.	Kansas	27-8	481	13
11.	Duke	30-7	459	5
12.	Syracuse	28-10	405	15
13.	Gonzaga	28-6	393	10
14.	Purdue	27-10	362	18
15.	<b>Xavier</b>	<b>27-8</b>	<b>361</b>	<b>22</b>
16.	Washington	26-9	260	14
17.	LSU	27-8	233	20
18.	UCLA	26-9	204	17
19.	Arizona State	25-10	200	19
20.	Wake Forest	24-7	170	11
21.	Marquette	25-10	160	24
22.	Florida State	25-10	130	16
23.	Texas	23-12	71	34
24.	Arizona	21-14	60	-
25.	Butler	26-6	47	23

^ post-NCAA Tournament poll

# 2008 ESPN/USA TODAY COACHES FINAL POLL ^

Rk	Team	Record	Pts.	Pvs.
1.	Kansas (31)	37-3	775	4
2.	Memphis	38-2	744	3
3.	North Carolina	36-3	708	1
4.	UCLA	35-4	687	2
5.	Texas	31-7	631	7
6.	Louisville	27-9	602	13
7.	Tennessee	31-5	554	6
8.	<b>Xavier +</b>	<b>30-7</b>	<b>543</b>	<b>12</b>
9.	Davidson	29-7	512	23
10.	Wisconsin	31-5	499	5
11.	Stanford	28-8	474	11
12.	Georgetown	28-6	395	8
13.	Michigan State	27-9	359	20
14.	Butler	30-4	339	10
15.	Washington State	26-9	328	21
16.	Duke	28-6	312	9
17.	West Virginia	26-11	197	RV
18.	Pittsburgh	27-10	194	19
19.	Notre Dame	25-8	180	15
20.	Purdue	25-9	164	18
21.	Marquette	25-10	153	T-24
22.	Western Kentucky	29-7	139	RV
23.	Drake	28-5	117	14
24.	Villanova	22-13	110	-
25.	Vanderbilt	26-8	70	16

^ post-NCAA Tournament poll

RV - receiving votes \* Ties School Record for Final AP Poll

+ School record for the Final USA Today/ESPN Poll



Jordan Crawford scored 29.0 ppg. for Xavier's three 2010 NCAA Tournament games, while earning a spot on the five-member All-West Region Team. Crawford scored a career-high 32 points in the unforgettable double overtime loss to Kansas State in the Regional Semifinals.

## POSTSEASON TOURNAMENT TRADITION

Xavier made its 26th postseason appearance in the last 30 seasons (1983-2012) in 2012. That span now includes 22 NCAA Tournament appearances, including seven straight and 11 of the last 12 NCAA Tournaments.

**Impressive streak.** Xavier is one of only eight schools that have an active streak of seven straight or more NCAA Tournament appearances, including 2012: Duke, Gonzaga, Kansas, Marquette, Michigan State, Texas, Wisconsin and **Xavier**.

**Xavier has enjoyed sweet (16) success.** Xavier is one of only four schools that have made at least the Sweet 16 in four of the last five NCAA Tournaments, a list that also includes Kansas, North Carolina and Michigan State. No school has made each of the last five Sweet 16s. Xavier has made it as far as the NCAA Tournament Sweet 16 six times, including 1990, 2004, 2008, 2009, 2010 and 2012. The Musketeers went on and advanced

to the Elite Eight in 2004 and 2008.

Xavier's **Jordan Crawford** (Washington Wizards) earned a spot on the five-member 2010 NCAA West Region All-Tournament Team after averaging 29.0 ppg. for XU's three NCAA Tournament games, including wins over Minnesota and Pittsburgh to earn a third straight trip to at least the NCAA Sweet 16. XU lost in double overtime to Kansas State in a classic Regional Semifinal.

Xavier made its 23rd all-time appearance in the NCAA Tournament last season, including 13 at-large berths (2012, 2011, 2010, 2009, 2008, 2007, 2003, 2001, 1997, 1995, 1993, 1990 and 1961), six automatic berths through the MCC (1991, 1989, 1988, 1987, 1986 and 1983) and four automatic berths through the Atlantic 10 (2006, 2004, 2002 and 1998).


Xavier, 21-23 all-time in the NCAA Tournament, was 1-6 in NCAA play prior to 1990 but is 20-17 from 1990-present. XU lost to the eventual National Champions in the first round in 1988 (Kansas) and 1989 (Michigan).

Xavier has earned at least a spot in the second round 14 times in its history, including 2012. The list of years that XU has played in at least the second round includes 2012, 2011, 2010, 2009, 2008, 2007, 2004, 2003, 2002, 1997, 1993, 1991, 1990 and 1987.

XU made its first NCAA Tournament appearance in 1961 but didn't return until head coach **Bob Staak** led the Musketeers to an MCC Championship and NCAA Tournament berth in 1983. XU and head coach **Pete Gillen** won XU's first-ever NCAA Tournament victory over highly-favored Missouri in the 1987 NCAA First Round at the Indianapolis Hoosier Dome behind 29 points from **Byron Larkin**.

## XAVIER'S TOP SEEDS

Xavier's No. 3 seed in the 2008 NCAA Tournament equalled the highest in school history. Xavier was a No. 3 seed in the 2002-03 season, which was the senior year for 2003 National Player of the Year **David West** (a two-time NBA All-Star now with the Indiana Pacers).



Jamal Walker, one of the most exciting players in Xavier history who is seen here going up and under Georgetown's Alonzo Mourning, helped XU take down the Hoyas and earn XU's first-ever Sweet 16 berth in 1990.


## ELITE NCAA TOURNAMENT SUCCESS 2004 AND 2008

It became known to Xavier fans as "The Run" in 2004. Xavier swept through the Atlantic 10 Tournament for a historic four wins in four days, including an 87-67 demolition of previously unbeaten and No. 1 Saint Joseph's in the second round. XU and SJU would both reach the 2004 NCAA Regional Finals that season.

Xavier entered the 2004 NCAA Tournament as a No. 7 seed. XU trailed No. 10 seed Louisville 42-31 at halftime in Orlando, Fla., but dominated the second half on both ends of the court to record an 80-70 victory, outscoring Louisville 49-28 after intermission. XU beat No. 2 seed Mississippi State 89-74 in the second round behind 31 points from senior **Lionel Chalmers**, earning its first spot in the Sweet 16 since 1990.

This time Xavier was determined to make it past the Sweet 16





Josh Duncan was named to the 2008 NCAA Tournament All-West Regional Team after averaging 18.3 ppg. for XU's Elite Eight run, including a career-high 26 points against West Virginia.

round. XU beat No. 3 seed Texas 79-71 in the Regional Semifinals in Atlanta, Ga., behind 27 points from senior **Romain Sato**. Xavier drew No. 1 seed Duke in the Regional Final. XU led 30-28 at halftime and led for most of the second half thanks in great part to a dominating effort from senior big man **Anthony Myles**, who scored 16 points and grabbed 10 rebounds. XU led 44-41 with 12:27 left when Myles fouled out, being called for two fouls in six seconds. It proved to be the only way Duke could stop Myles, who was only able to log 23 minutes due to the fouls.

Seniors Lionel Chalmers, Romain Sato and Anthony Myles earned spots on the five-member 2004 NCAA Atlanta Regional All-Tournament Team.

In 2008, Xavier made it back to the NCAA Tournament Elite Eight. Xavier senior **Josh Duncan** earned a spot on the five-member 2008 NCAA West Region All-Tournament Team, leading XU to wins over Georgia (73-61), Purdue (85-78) and West Virginia (79-75 in overtime) before losing to UCLA in the West Region Final. Duncan, who scored a team-high 18.3 ppg. during the NCAA Tournament, earned CBS/Chevrolet Game MVP honors for each of Xavier's three 2008 NCAA Tournament wins, including a career-high 26 points in the win over West Virginia.

### THE FIRST SWEET SEASON

The Musketeers won another MCC Championship and NCAA Tournament berth in the 1989-90 season. However, the best was yet to come.

Xavier, which earned a 1990 NCAA Tournament seeding of sixth in the Midwest Region, returned to a familiar and friendly site for its NCAA action. XU returned to the Indiana Hoosier Dome, the same place where XU had grabbed national headlines in the 1987 NCAA Tourney. XU upset 14th-ranked Missouri, 70-69, in the first round of the 1987 NCAA Tourney and nearly upset Duke in the second round.

Xavier's 1990 roster was loaded with six current or future 1,000 point- scorers, including **Tyrone Hill**, **Derek Strong**, **Aaron Williams**, **Jamie Gladden**, **Michael Davenport** and **Jamal Walker**. Hill, Strong and Williams went on to the NBA. XU's senior "twin towers" of Hill and Strong combined for 46 points and 25 rebounds as the Musketeers advanced to the second round with an 87-79 win over the then-Big Eight's Kansas State.

The win over Kansas State put Xavier against Georgetown in the second round. XU jumped out to a 16-point halftime lead, 42-26, and held on for a thrilling 74-71 win over **Alonzo Mourning**, **Dikembe Mutombo** and the rest of head coach **John Thompson's** Hoyas. Four Musketeers scored in double figures, including Strong with 19 points and 12 rebounds and Walker with 15 points and nine assists. The win advanced Xavier to the NCAA Tournament Sweet 16 for the first time in the school's history.

### XAVIER'S NATIONAL CHAMPIONS

Xavier celebrated the 50th anniversary of the 1958 National Invitation Tournament Championship in the 2007-08 season.



Lionel Chalmers, who scored a career-high 31 points in a 2004 NCAA Second Round win over Mississippi State, helped XU reach its first-ever Elite Eight in 2004. Chalmers and fellow seniors Romain Sato and Anthony Myles earned spots on the five-member 2004 NCAA Atlanta Regional All-Tournament Team.

Xavier won the title with a 78-74 overtime victory over highly-favored Dayton at Madison Square Garden in New York City on March 22, 1958. The championship, which marked the first major basketball national championship by any Ohio college or university, came at a time when the NIT was equal to or, according to many experts, more prestigious than the NCAA Tournament. There's more on Xavier in the NIT on page 160.

### FIRST POSTSEASON ACTION

One of the first times that Xavier stepped into the national spotlight in basketball was over 60 years ago in the 1948 N.A.I.B. (National Association of Intercollegiate Basketball) Tournament. The Musketeers made the appearance count with a fourth place finish.

**Game 1: XU vs. Morehead State, NCAA Mid-east Regional First Round, Tuesday, March 14, 1961 at Ky. State Fairgrounds (Louisville, Ky.)**

**Xavier (66)** - Ron Nicolai 2-7 1-3 5, Leo McDermott 6-19 3-6 15, Jack Thobe 9-16 1-3 19, Bill Kirvin 7-18 0-2 14, Jim Enright 5-13 0-1 10, Ed Tepe 1-2 1-1 3, **Totals: 30-75 6-16 66**  
**Morehead State (71)** - John Gibson 2-5 1-3 5, Norm Pokley 3-7 2-5 8, Ed Noe 8-16 5-7 21, Hecky Thompson 3-13 10-12 16, Granny Williams 9-23 3-8 21, Arthur Cole 0-3 0-0 0, **Totals: 25-67 21-35 71**  
**Halftime** - Xavier 33, Morehead State 33, Fouled Out - Nicolai, Rebounds - Xavier 50 (McDermott 12, Nicolai 9), Morehead State 57 (Noe 15, Pokley 11), Floor Errors - Xavier 9, Morehead State 9, Total Fouls - Xavier 21, Morehead State 11, Technical Fouls - None, A - 7,300

**Game 2: XU vs. Alcorn State, NCAA Midwest Regional Opening Round, Tuesday, March 15, 1983 at University of Dayton Arena (Dayton, Ohio)**

**Alcorn State (81)** - Aaron Brandon 6-13 4-5 16, David Claybon 0-4 1-2 1, Tommy Collier 6-9 3-7 15, Michael Phelps 6-9 6-7 18, Eddie Archie 5-11 6-8 16, Davey Whitney 4-5 0-1 8, Maurice Browner 0-0 0-0 0, David Williams 0-1 3-4 3, David Palmer 1-3 2-2 4, Timothy Pollard 0-0 0-0 0, **Totals: 28-55 25-36 81**  
**Xavier (75)** - Dexter Bailey 3-9 4-6 10, John Shimko 1-1 0-0 2, Eddie Johnson 3-5 1-2 7, Victor Fleming 8-10 0-0 16, Anthony Hicks 6-10 2-4 14, Jeff Jenkins 4-7 5-7 13, Steve Wolf 4-6 0-0 8, Richard Harris 1-1 0-0 2, Ralph Lee 0-1 3-4 3, **Totals: 30-50 15-23 75**  
**Halftime** - Alcorn State 40, Xavier 32, Fouled Out - Johnson, Lee, Palmer, Rebounds - Alcorn State 27 (Collier 10, Brandon 4, Palmer 4), Xavier 33 (Johnson 11, Bailey 5), Assists - Alcorn State 14 (Brandon 4, Archie 4), Xavier 18 (Lee 6, Hicks 5), Turnovers - Alcorn State 20, Xavier 30, Total Fouls - Alcorn State 21, Xavier 26, Technical Fouls - Xavier Bench, A - 7,471

**Game 3: Xavier (#12 seed) vs. Alabama (#5 seed), 1986 NCAA Southeast Regional First Round, Friday, March 14, 1986 at Charlotte Coliseum (Charlotte, N.C.)**

**Xavier (80)** - Richie Harris 11-19 2-3 24, Walt McBride 4-8 0-0 8, Eddie Johnson 7-12 1-3 15, Ralph Lee 0-4 2-2 2, Byron Larkin 10-26 3-5 23, Joe Bowman 0-0 0-0 0, Kelly Williamson 1-1 0-0 2, Leroy Greenidge 1-4 0-0 2, Mike Ramey 1-1 0-0 2, John Kelley 0-0 0-0 0, Dexter Campbell 0-0 0-0 0, Andy Donnelly 1-2 0-0 2, **Totals: 36-77 8-13 80**  
**Alabama (97)** - Jim Farmer 10-15 4-5 24, Buck Johnson 11-16 0-2 22, Derrick McKey 7-8 2-2 16, Mark Gottfried 3-6 0-0 6, Terry Coner 5-8 4-4 14, Gary White 0-0 0-0 0, James Jackson 1-2 1-2 3, Craig Dudley 1-1 0-0 2, Michael Ansley 5-8 0-0 10, **Totals: 43-64 11-15 97**  
**Halftime** - Alabama 39, Xavier 33, Fouled Out - None, Rebounds - Xavier 36 (Harris 11, Johnson 9), Alabama 32 (Ansley 9, Farmer 7, Johnson 7), Assists - Xavier 15 (Lee 9, McBride 1, Larkin 1, Greenidge 1, Ramey 1, Kelley 1, Campbell 1), Alabama 19 (Coner 9, McKey 4), Turnovers - Xavier 14, Alabama 14, Total Fouls - Xavier 15, Alabama 15, Technical Fouls - None, A - 10,385

**\*Game 4: Xavier (#13 seed) vs. Missouri (#4 seed), 1987 NCAA Midwest Regional First Round, Thursday, March 12, 1987 at Hoosier Dome (Indianapolis, Ind.)**  
**\*First college basketball game played in the Hoosier Dome**

**Xavier (70)** - Kyle Taylor 1-3 1-2 3, Dexter Campbell 3-4 7-8 13, Tyrone Hill 3-6 0-0 6, Stan Kimbrough 6-14 1-3 14, Byron Larkin 6-20 16-20 29, J.D. Barnett 2-7 1-2 5, Bob Koester 0-0 0-0 0, **Totals: 21-54 26-35 70**  
**Missouri (69)** - Derrick Chievous 6-11 4-6 16, Mike Sandbothe 3-6 2-3 8, Gary Leonard 1-2 0-0 2, Lee Coward 2-8 2-2 6, Lynn Hardy 9-22 0-0 21, Greg Church 3-3 2-3 8, Nathan Buntin 4-7 0-0 8, Bradd Sutton 0-0 0-0 0, Devon Rolf 0-0 0-0 0, Michael Ingram 0-0 0-0 0, **Totals: 28-59 10-14 69**  
**Halftime** - Xavier 36, Missouri 32, Fouled Out - Sandbothe, Coward, Church, Rebounds - Xavier 44 (Hill 13, Larkin 10), Missouri 29 (Chievous 9, Church 6), Assists - Xavier 10 (Larkin 4, Barnett 3), Missouri 14 (Sandbothe 5, Coward 3), Turnovers - Xavier 14, Missouri 12, 3-Point FG - Xavier 2-9 (Taylor 0-2, Kimbrough 1-4, Larkin 1-3), Missouri 3-14 (Coward 0-4, Hardy 3-10), Total Fouls - Xavier 16, Missouri 24, Technical Fouls - None, A - 25,562

**Game 5: Xavier (#13 seed) vs. Duke (#5 seed), 1987 NCAA Midwest Regional Second Round, Saturday, March 14, 1987 at Hoosier Dome (Indianapolis, Ind.)**

**Xavier (60)** - Kyle Taylor 3-6 0-1 8, Dexter Campbell 4-6 2-2 10, Tyrone Hill 3-5 3-4 9, Stan Kimbrough 5-12 2-2 13, Byron Larkin 7-12 2-2 18, J.D. Barnett 1-4 0-0 2, Bob Koester 0-0 0-0 0, **Totals: 23-45 9-11 60**  
**Duke (65)** - Danny Ferry 4-7 0-0 8, Billy King 1-3 3-7 5, John Smith 3-5 0-0 6, Tommy Amaker 8-12 2-2 20, Kevin Strickland 2-13 6-7 12, Martin Nessley 0-0 0-0 0, Robert Brickey 6-8 0-0 12, Quinn Snyder 0-0 0-0 0, Alaa Abdelnaby 1-2 0-0 2, **Totals: 25-50 11-16 65**  
**Halftime** - Duke 36, Xavier 32, Fouled Out - Kimbrough, Rebounds - Xavier 26 (Campbell 6, Hill 6), Duke 25 (Strickland 9, Ferry 5), Assists - Xavier 12 (Taylor 6, Kimbrough 3, Larkin 3), Duke 15 (Strickland 9, King 4), Turnovers - Xavier 17,



Tyrone Hill helped lead Xavier to its first-ever NCAA Tournament win with a 1987 victory over Missouri.

Duke 10, 3-Point FG - Xavier 5-8 (Taylor 2-4, Kimbrough 1-2, Larkin 2-2), Duke 4-14 (Ferry 0-1, Amaker 2-4, Strickland 2-9), Total Fouls - Xavier 19, Duke 16, Technical Fouls - None, A - 34,183

**Game 6: Xavier (#11 seed) vs. Kansas (#6 seed), 1988 NCAA Midwest Regional First Round, Friday, March 18, 1988 at Devaney Center (Lincoln, Neb.)**


**Xavier (72)** - J.D. Barnett 2-6 0-0 5, Tyrone Hill 1-5 2-4 4, Derek Strong 4-5 6-6 14, Byron Larkin 6-18 4-10 16, Stan Kimbrough 5-13 6-7 18, Jamal Walker 3-10 1-2 7, John Kennedy 0-1 0-0 0, Michael Davenport 0-0 0-0 0, Jerry Butler 1-2 0-0 2, Mike Ramey 0-0 0-0 0, Colin Parker 0-2 0-0 0, Dexter Campbell 2-2 2-3 6, Bob Koester 0-0 0-0 0, **Totals: 24-64 21-32 72**  
**Kansas (85)** - Chris Piper 2-3 5-7 9, Milt Newton 9-14 3-4 21, Danny Manning 8-14 8-9 24, Kevin Pritchard 2-5 4-5 8, Jeff Guelndner 3-4 1-2 8, Clint Normore 0-3 0-1 0, Scooter Barry 1-2 3-4 5, Lincoln Minor 0-1 0-0 0, Mike Maddox 2-4 0-0 4, Keith Harris 2-3 2-2 6, Marvin Mattox 0-0 0-0 0, **Totals: 29-53 26-34 85**  
**Halftime** - Kansas 48, Xavier 29, Fouled Out - Hill, Larkin, Walker, Rebounds - Xavier 30 (Strong 10, Hill 4), Kansas 50 (Newton 12, Manning 12), Assists - Xavier 13 (Kimbrough 4, Larkin 3, Walker 3), Kansas 22 (Piper 7, Barry 5), Turnovers - Xavier 16, Kansas 30, 3-Point FG - Xavier 3-14 (Barnett 1-3, Larkin 0-3, Kimbrough 2-6, Walker 0-2), Kansas 1-5 (Newton 0-2, Guelndner 1-1, Normore 0-2), Total Fouls - Xavier 32, Kansas 23, Technical Fouls - None, A - 14,425

**Game 7: Xavier (#14 seed) vs. Michigan (#3 seed), 1989 NCAA Southeast Regional First Round, Friday, March 17, 1989 at The Omni (Atlanta, Ga.)**

**Xavier (87)** - Colin Parker 0-1 0-0 0, Tyrone Hill 7-12 7-7 21, Derek Strong 8-12 2-3 18, Stan Kimbrough 5-16 1-2 13, Michael Davenport 6-13 3-4 15, Jamal Walker 6-9 3-5 16, Dave Minor 2-2 0-0 4, Sydney Raeford 0-0 0-0 0, **Totals: 34-65 16-21 87**  
**Michigan (92)** - Glen Rice 9-22 0-0 23, Terry Mills 8-12 2-2 18, Loy Vaught 2-4 0-0 4, Mike Griffin 0-0 0-0 0, Rumeal Robinson 8-13 6-9 23, Mark Hughes 4-5 0-1 8, Sean Higgins 3-6 1-1 7, Demetrius Calip 3-5 3-3 9, **Totals: 37-67 12-16 92**  
**Halftime** - Xavier 45, Michigan 42, Fouled Out - None, Rebounds - Xavier 30 (Strong 10, Hill 6), Michigan 33 (Hughes 10, Mills 6), Assists - Xavier 21 (Walker 9, Kimbrough 6), Michigan 18 (Robinson 8, Mills 5), Turnovers - Xavier 19, Michigan 17, 3-Point FG - Xavier 3-9 (Kimbrough 2-4, Davenport 0-4, Walker 1-1), Michigan 6-12 (Rice 5-9, Robinson 1-2, Higgins 0-1), Total Fouls - Xavier 19, Michigan 21, Technical Fouls - None, A - 12,349

**Game 8: Xavier (#6 seed) vs. Kansas State (#11 seed), 1990 NCAA Midwest Regional First Round, Friday, March 16 at Indiana Hoosier Dome (Indianapolis, Ind.)**

**Kansas State (79)** - Aska Jones 6-13 0-2 13, Lance Simmons 2-5 0-0 4, Tony Massop 1-5 0-0 2, Steve Henson 11-19 7-7 35, Jean Derouillere 4-13 4-7 12, Jeff Wires 0-0 0-0 0, Jeff Malham 0-0 0-0 0, Keith Amerson 1-1 0-0 2, Nick Weigal 0-0 0-0 0, Patrick Sams 0-0 0-0 0, Reggie Britt 2-3 0-0 4, Billy Ray Smith 0-1 3-4 3, Wylie Howard 0-1 0-0 0, John Rettiger 1-2 2-4 4, **Totals: 28-63 16-24 79**  
**Xavier (87)** - Maurice Brantley 2-3 4-4 8, Tyrone Hill 6-12 17-18 29, Derek Strong 4-10 9-11 17, Jamal Walker 5-11 0-1 11, Jamie Gladden 5-9 2-2 12, Michael Davenport 1-4 5-7 8, Aaron Williams 1-2 0-0 2, **Totals: 24-51 37-43 87**



Derek Strong helped lead Xavier over Kansas State in the 1990 NCAA first round and Georgetown in the second round.

**Halftime** - Xavier 42, Kansas State 32, Fouled Out - Simmons, Rettiger, Rebounds - Kansas State 27 (Massop 6, Derouillere 5), Xavier 40 (Hill 14, Strong 11), Assists - Kansas State 9 (Derouillere 5, Henson 2), Xavier 10 (Walker 6, Gladden 1, Brantley 1, Strong 1, Davenport 1), Turnovers - Kansas State 6, Xavier 10, 3-Point FG - Kansas State 7-14 (Jones 1-1, Henson 6-11, Derouillere 0-1, Howard 0-1), Xavier 2-6 (Walker 1-3, Gladden 0-1, Davenport 1-2), Total Fouls - Kansas State 31, Xavier 19, Technical Fouls - None, A - 39,417

**Game 9: Xavier (#6 seed) vs. Georgetown (#3 seed), 1990 NCAA Midwest Regional Second Round, Sunday, March 18 at Indiana Hoosier Dome (Indianapolis, Ind.)**

**Xavier (74)** - Maurice Brantley 3-4 0-1 7, Tyrone Hill 5-9 3-3 13, Derek Strong 5-12 9-10 19, Jamal Walker 4-13 7-8 15, Jamie Gladden 6-10 1-2 13, Michael Davenport 2-6 0-0 5, Colin Parker 0-0 0-0 0, Wayne Wilson 0-0 0-0 0, Aaron Williams 1-3 0-1 2, **Totals: 26-57 20-25 74**  
**Georgetown (71)** - Anthony Allen 0-2 0-0 0, Alonzo Mourning 5-8 5-7 15, Dikembe Mutombo 4-7 1-3 9, Dwayne Bryant 3-9 0-0 6, Mark Tillmon 6-17 3-4 16, David Edwards 7-13 1-5 19, Michael Tate 1-2 0-0 2, Antoine Stoudamire 0-3 0-0 0, Sam Jefferson 2-4 0-1 4, **Totals: 28-65 10-20 71**  
**Halftime** - Xavier 42, Georgetown 26, Fouled Out - Hill, Mourning, Rebounds - Xavier 40 (Strong 12, Hill 8), Georgetown 38 (Mutombo 12, Mourning 10), Assists - Xavier 15 (Walker 9, Davenport 2), Georgetown 10 (Bryant 3, Edwards 2, Stoudamire 2), Turnovers - Xavier 20, Georgetown 14, 3-Point FG - Xavier 2-10 (Brantley 1-1, Walker 0-4, Gladden 0-1, Davenport 1-4), Georgetown 5-19 (Bryant 0-3, Tillmon 1-5, Edwards 4-8, Stoudamire 0-3), Total Fouls - Xavier 21, Georgetown 18, Technical Fouls - Bryant (GU), A - 37,842

**Game 10: Xavier (#6 seed) vs. Texas (#10 seed), 1990 Midwest Regional Semifinal, Thursday, March 22, 1990 at Reunion Arena (Dallas, Texas)**

**Texas (102)** - Lance Blanks 9-21 10-11 28, Locksley Collie 3-8 3-6 9, Guillermo Myers 1-2 1-2 3, Joey Wright 9-12 6-8 26,



Travis Mays 9-21 11-12 32, Hank Dudek 2-3 0-0 4, Benford Williams 0-1 0-0 0, Courtney Jeans 0-0 0-0 0, George Muller 0-0 0-0 0, Gerrald Houston 0-0 0-0 0, Winn Shepard 0-0 0-0 0, **Totals: 33-68 31-39 102**

**Xavier (89)** - Maurice Brantley 5-6 2-3 12, Tyrone Hill 8-14 6-9 22, Derek Strong 11-17 5-5 27, Jamal Walker 6-14 2-2 14, Jamie Gladden 2-7 0-2 4, Aaron Williams 1-1 2-3 4, Michael Davenport 1-7 0-0 2, Colin Parker 1-2 0-0 2, Bob Koester 0-0 0-0 0, Jerry Butler 1-1 0-0 2, Dwayne Wilson 0-0 0-0 0, Mark Poynter 0-0 0-0 0, Dave Minor 0-0 0-0 0, **Totals: 36-69 17-24 89**

**Halftime** - Xavier 53, Texas 41, Fouled Out - Blanks, Strong, Rebounds - Texas 38 (Collie 16, Myers 7), Xavier 37 (Hill 15, Strong 14), Assists - Texas 8 (Blanks, Wright 3), Xavier 14 (Hill 5, Strong 4), Turnovers - Texas 10, Xavier 16, 3-Point FG - Texas 5-18 (Blanks 0-7, Wright 2-2, Mays 3-9), Xavier 0-9 (Hill 0-1, Walker 0-2, Davenport 0-5, Parker 0-1), Total Fouls - Texas 23, Xavier 28, Technical Fouls - None, A - 16,413

**Game 11: Xavier (#14 seed) vs. Nebraska (#3 seed), 1991 NCAA Midwest Regional First Round, Thursday, March 14, 1991 at the Hubert H. Humphrey Metrodome (Minneapolis, Minn.)**

**Xavier (89)** - Michael Davenport 5-13 4-4 17, Aaron Williams 0-1 4-4 4, Brian Grant 3-6 9-12 15, Jamal Walker, 5-9 7-11 18, Jamie Gladden 9-15 0-0 20, Maurice Brantley 2-3 2-4 6, Dwayne Wilson 2-2 1-2 5, Erik Edwards 1-1 0-0 2, Colin Parker 0-0 2-3 2, **Totals: 27-50 29-40 89**

**Nebraska (84)** - Tony Farmer 5-9 5-8 15, Beau Reid 2-12 2-4 6, Rich King 11-17 2-7 25, Keith Moody 1-3 0-0 2, Clifford Scales 4-5 3-4 12, Carl Hayes 7-12 1-3 15, Dapreis Owens 0-1 0-0 0, Eric Piatowski 3-10 1-1 9, **Totals: 33-69 14-27 84**

**Halftime** - Xavier 45, Nebraska 42; Fouled Out - Williams (XU), Farmer (UN); Rebounds - Xavier 30 (Grant 10, J.Walker 3, Gladden 3), Nebraska 41 (King 12, Reid 7); Assists - Xavier 14 (J.Walker 8, Gladden 3), Nebraska 17 (King 4, Moody 3, Scales 3); Turnovers - Xavier 15, Nebraska 18; 3-Pt FG - Xavier 6-14 (Davenport 3-8, J.Walker 1-2, Gladden 2-3, Brantley 0-1), Nebraska 4-13 (Farmer 0-1, Reid 0-3, King 1-1, Scales 1-2, Piatowski 2-6); Total Fouls - Xavier 22, Nebraska 25; Technical Fouls - None; A - 25,348

**Game 12: Xavier (#14 seed) vs. Connecticut (#11 seed), 1991 Midwest Regional Second Round, Saturday, March 16, 1991 at the Hubert H. Humphrey Metrodome (Minneapolis, Minn.)**

**Xavier (50)** - Maurice Brantley 3-8 0-1 6, Michael Davenport 3-13 0-0 8, Erik Edwards 1-1 0-0 2, Jamie Gladden 3-11 0-1 7, Brian Grant 5-10 6-7 16, Colin Parker 2-7 0-0 5, Mark Poynter 1-1 0-0 2, Jamal Walker 0-3 0-0 0, Tyrice Walker 1-2 0-0 2, Aaron Williams 0-1 0-0 0, Eric Knop 0-0 0-0 0, DeWaan Rose 1-1 0-0 2, Dwayne Wilson 0-0 0-2 0, Walt Winston 0-0 0-0 0, **Totals: 20-58 6-11 50**

**Connecticut (66)** - Scott Burrell 3-6 2-3 9, Toraino Walker 1-4 0-2 2, Rod Sellers 5-6 8-11 18, Steve Pikiell 1-1 0-2 3, Chris Smith 7-14, 5-6 20, John Gwynn 4-12 0-0 8, Dan Cyru-lik 0-2 0-0 0, Lyman DePriest 3-4 0-0 6, Shawn Ellison 0-0 0-0 0, Gilad Katz 0-1 0-0 0, Marc Suhr 0-0 0-0 0, Oliver Macklin 0-0 0-0 0, **Totals: 24-50 15-24 66**

**Halftime** - Connecticut 36, Xavier 24; Fouled Out - Brantley (XU); Rebounds - Xavier 37 (Grant 12, Brantley 5), Connecticut 34 (Burrell 8, Sellers 7); Assists - Xavier 11 (Brantley 4, Davenport 3), Connecticut 10 (Smith 3, Burrell 2, Walker 2); Turnovers - Xavier 21, Connecticut 16; 3-Pt FG - Xavier 4-18 (Brantley 0-1, Davenport 2-9, Gladden 1-6, Parker



**Brian Grant was a key part of NCAA Tournament wins over New Orleans (seen here) in 1993 and Nebraska in 1991.**

1-2), Connecticut 3-11 (Burrell 1-4, S.Pikiell 1-2, Smith 1-3, Gwynn 0-1, Katz 0-1); Total Fouls - Xavier 19, Connecticut 13, Technical Fouls - None, A - 28,114

**Game 13: Xavier (#9 seed) vs. New Orleans (#8 seed), 1993 NCAA Midwest Regional First Round, Friday, March 19, 1993 at Hoosier Dome (Indianapolis, Ind.)**

**Xavier (73)** - Michael Hawkins 0-3 5-6 5, Aaron Williams 9-13 2-2 20, Brian Grant 8-11 4-5 20, Steve Gentry 1-6 2-2 4, Jamie Gladden 4-13 7-10 17, Mark Poynter 0-0 0-0 0, Eric Knop 0-1 0-0 0, Chris Mack 0-0 0-0 0, Tyrice Walker 1-4 3-3 5, DeWaan Rose 0-0 0-0 0, Erik Edwards 0-0 0-0 0, Dwayne Wilson 0-0 0-0 0, Larry Sykes 1-3 0-0 2, **Totals: 24-54 23-28 73**

**New Orleans (55)** - Reggie Garrett 6-14 0-0 12, Melvin Simon 3-9 2-4 8, Ervin Johnson 7-11 7-8 21, Reni Mason 1-8 0-0 2, Gerald Williams 3-14 1-2 7, Tony Madison 1-11 0-0 3, Eric Matthews 0-2 0-0 0, Darren Laiche 0-0 0-0 0, Michael McDonald 1-1 0-0 2, Fred Hill 0-0 0-0 0, **Totals: 22-70 10-14 55**

**Halftime** - Xavier 32, New Orleans 32, Fouled Out - Williams (UNO), Rebounds - Xavier 43 (Grant 10, Williams 7, Hawkins 7), New Orleans 38 (Johnson 10, Simon 9), Assists - Xavier 11 (Hawkins 5, Gentry 3), New Orleans 10 (Mason 5, Simon 2), Turnovers - Xavier 14, New Orleans 11, 3-Point FG - Xavier 2-9 (Hawkins 0-2, Gentry 0-2, Gladden 2-5), New Orleans 1-14 (Garrett 0-1, Mason 0-1, Williams 0-2, Madison 1-9, Matthews 0-1), Total Fouls - Xavier 15, New Orleans 25, Technical Fouls - None, A - 38,387

**Game 14: Xavier (#9 seed) vs. Indiana (#1 seed), 1993 NCAA Midwest Regional Second Round, Sunday, March 21, 1993 at Hoosier Dome (Indianapolis, Ind.)**

**Xavier (70)** - Michael Hawkins 6-12 0-0 16, Aaron Williams 6-13 5-8 17, Brian Grant 5-13 1-2 11, Steve Gentry 1-5 0-0 2, Jamie Gladden 6-16 3-4 18, Mark Poynter 1-1 0-0 2, Chris Mack 0-0 0-0 0, Tyrice Walker 2-4 0-0 4, Erik Edwards 0-0 0-0 0, Larry Sykes 0-0 0-0 0, **Totals: 27-64 9-14 70**

**Indiana (73)** - Brian Evans 0-2 0-0 0, Calbert Cheaney 8-17 7-9 23, Matt Nover 3-5 0-0 6, Greg Graham 7-9 3-3 19, Damon Bailey 2-8 7-10 11, Chris Reynolds 1-3 0-3 2, Todd Leary 1-3 0-0 2, Pat Graham 4-5 1-1 10, Alan Henderson 0-2 0-0 0, **Totals: 26-54 18-26 73**

**Halftime** - Xavier 31, Indiana 35, Fouled Out - Gentry, Rebounds - Xavier 39 (Grant 16, Williams 10), Indiana 32 (Cheaney 8, Nover 8), Assists - Xavier 11 (Gladden 3, Hawkins 2, Williams 2, Grant 2, Gentry 2), Indiana 14 (Reynolds 4, G. Graham 3, Bailey 3, Turnovers - Xavier 9, Indiana 7, 3-Point FG - Xavier 7-17 (Hawkins 4-8, Gladden 3-9), Indiana 3-10 (Evans 0-1, Cheaney 0-1, G. Graham 2-3, Bailey 0-2, Leary 0-2, P. Graham 1-1), Total Fouls - Xavier 23, Indiana 13, Technical Fouls - None, A - 37,411

**Game 15 : Xavier (#11 seed) vs. Georgetown (#6 seed), 1995 NCAA Southeast Regional First Round, Friday, March 17, 1995 at Tallahassee/Leon Co. Civic Center (Tallahassee, Fla.)**

**Xavier (63)** - T.J. Johnson 1-3 4-9 6, Tyson Brit 1-7 3-3 5, Larry Sykes 2-8 1-2 5, Michael Hawkins 5-14 8-10 20, Jeff Massey 9-19 1-4 21, Andre Smith 3-3 0-0 6, Sherwin Anderson 0-0 0-0 0, Ken Harvey 0-0 0-0 0, Mark Smydra 0-0 0-0 0, **Totals: 21-54 17-28 63**

**Georgetown (68)** - Jerome Williams 6-12 1-3 13, Don Reid 2-3 0-0 4, Othella Harrington 7-9 1-2 15, Allen Iverson 6-16 2-6 16, John Jacques 1-6 2-2 4, Eric Myles 4-6 0-0 12, Irvin Church 1-2 0-0 2, Boubacar Aw 0-2 0-0 0, Jerry Nichols 0-2 0-0 0, Kevin Millen 1-2 0-0 2, Jahidi White 0-0 0-0 0, **Totals: 28-60 6-13 68**


**Halftime** - Xavier 36, Georgetown 39, Fouled Out - Reid, Harrington, Rebounds - Xavier 35 (Sykes 12, Johnson 10), Georgetown 36 (Williams 13, Harrington 11), Assists - Xavier 8 (Hawkins 4, Massey 2), Georgetown 8 (Iverson 2, Jacques 2, Myles 2), Turnovers - Xavier 14, Georgetown 16, 3-Point FG - Xavier 4-20 (Brit 0-1, Hawkins 2-9, Massey 2-10), Georgetown 6-20 (Williams 0-1, Iverson 2-7, Jacques 0-3, Myles 4-6, Church 0-1, Nichols 0-1, Millen 0-1), Total Fouls - Xavier 17, Georgetown 23, Technical Fouls - None, A - 7,875

**Game 16: Xavier (#7 seed) vs. Vanderbilt (#10 seed), 1997 Midwest Regional First Round, Thursday, March 13 at The Palace of Auburn Hills (Auburn Hills, Mich.)**

**Vanderbilt (68)** - Billy DiSpaltro 2-4 1-2 5, Pax Whitehead 2-11 4-6 8, Austin Bates 9-16 3-6 21, Howard Pride 0-1 1-2 1, Drew Maddux 6-15 0-0 16, James Strong 0-0 0-0 0, Atiba Prater 4-5 0-1 11, Dan Langhi 2-3 1-2 6, **Totals: 25-55 10-19 68**

**Xavier (80)** - T. J. Johnson 2-5 0-1 4, Darnell Williams 6-15 4-5 16, Torraye Braggs 4-9 1-2 9, Lenny Brown 6-12 0-0 13, Gary Lumpkin 6-13 2-2 16, Sherwin Anderson 0-0 0-0 0, James Posey 7-10 8-8 22, **Totals: 31-64 15-18 80**

**Halftime** - Vanderbilt 33, Xavier 38, Fouled Out - DiSpaltro, Braggs, Rebounds - Vanderbilt 32 (Bates 7, Whitehead 6), Xavier 38 (Johnson 9, Posey 8), Assists - Vanderbilt 13 (Prater 6), Xavier 17 (Williams 5, Johnson 4), Turnovers - Vanderbilt 21, Xavier 16, 3-Point FG - Vanderbilt 8-21



**Aaron Williams was a big part of three NCAA Tournament teams, including the one that almost beat No. 1 IU in 1993.**

(Whitehead 0-5, Pride 0-1, Maddux 4-11, Prater 3-3, Langhi 1-1), Xavier 3-13 (Williams 0-1, Brown 1-4, Lumpkin 2-6, Posey 0-2), Total Fouls - Vanderbilt 18, Xavier 18, Technical Fouls - None, A - 21, 020

**Game 17: Xavier (#7 seed) vs. UCLA (#2 seed), 1997 Midwest Regional Second Round, Saturday, March 15 at The Palace of Auburn Hills (Auburn Hills, Mich.)**

**Xavier (83)** - T. J. Johnson 1-4 5-5 7, Darnell Williams 7-16 2-2 16, Torraye Braggs 4-6 7-8 15, Lenny Brown 5-17 3-3 15, Gary Lumpkin 2-12 0-0 5, Pat Kelsey 0-0 0-0 0, Nate Turner 0-0 1-2 1, Sherwin Anderson 2-3 1-2 5, Ken Harvey 1-1 0-0 2, Leo Murray 0-0 0-0 0, Terrance Payne 1-3 1-3 3, Jim Kromer 0-0 0-0 0, James Posey 7-8 0-0 14, **Totals: 30-70 20-25 83**


**UCLA (96)** - Charles O'Bannon 10-13 5-7 28, J. R. Henderson 9-12 3-4 22, Jelani McCoy 5-6 0-0 10, Cameron Dollar 1-7 7-9 9, Toby Bailey 2-6 6-6 10, Harold Sylvester 0-0 0-0 0, Brandon Loyd 1-3 4-4 7, Matt Harbour 0-0 0-0 0, Vince McGautha 0-1 0-0 0, Bob Myers 0-0 0-0 0, Sean Farnham 0-0 0-0 0, Dave Parker 0-0 0-0 0, Kris Johnson 4-8 0-0 10, **Totals: 32-56 25-30 96**

**Halftime** - Xavier 40, UCLA 45, Fouled Out - Braggs, Posey, Rebounds - Xavier 33 (Braggs 10, Posey 6), UCLA 37 (Henderson 9, Dollar 6), Assists - Xavier 8 (Braggs 2, Anderson 2, Posey 2), UCLA 23 (Dollar 8, Bailey 8), Turnovers - Xavier 16, UCLA 21, 3-Point FG - Xavier 3-21 (Williams 0-3, Brown 2-8, Lumpkin 1-9, Anderson 0-1), UCLA 7-14 (O'Bannon 3-4, Henderson 1-1, Dollar 0-1, Bailey 0-1, Loyd 1-3, Johnson 2-4), Total Fouls - Xavier 24, UCLA 22, Technical Fouls - Johnson (XU), Johnson(UCLA), Posey (XU), A - 21,020

**Game 18: Xavier (#6 seed) vs. Washington (#11 seed), 1998 NCAA Tournament East Regional First Round, Thursday, March 12 at the MCI Center (Washington, D.C.)**

**Washington (69)** - Deon Lutton 7-17 0-3 17, Thalo Green 3-6 1-2 7, Todd MacCulloch 8-11 0-2 16, Jan Wooten 1-1 0-0 2, Donald Watts 4-8 9-14 17, Dan Dickau 2-4 0-0 6, Chris Thompson 0-0 0-0 0, Patrick Femerling 0-1 0-0 0, Michael Johnson 0-0 0-0 0, Chris Walcott 2-2 0-0 4, **Totals: 27-50 10-21 69**

**Xavier (68)** - T.J. Johnson 0-4 0-0 0, Darnell Williams 6-11 5-7 17, Torraye Braggs 5-10 2-2 12, Lenny Brown 4-11 2-2 10, Gary Lumpkin 3-11 4-5 12, Maurice McAfee 0-3 0-0 0, Terrance Payne 0-2 0-0 0, James Posey 5-9 7-8 17, **Totals: 23-61 20-24 68**



**Torraye Braggs played a key role on two NCAA Tournament teams in two seasons as a Musketeer.**

**Halftime** - Washington 38, Xavier 30, Fouled Out - Braggs, Brown, Rebounds - Washington 37 (MacCulloch 8, Wooten 6), Xavier 34 (Braggs 10, Posey 8), Assists - Washington 12 (Green 4, Lutton 2, Watts 2, Femerling 2), Xavier 15 (Lumpkin 6, Brown 4), Turnovers - Washington 26, Xavier 17, 3-Point FG - Washington 5-11 (Lutton 3-6, Watts 0-2, Dickau 2-3), Xavier 2-15 (Williams 0-4, Brown 0-3, Lumpkin 2-6, McAfee 0-1, Posey 0-1), Totals Fouls - Washington 20, Xavier 22, Technical Fouls - None, A - 19,288

**Game 19: Xavier (#11 seed) vs. Notre Dame (#6 seed), 2001 NCAA Tournament Midwest Regional First Round, Friday, March 16 at Kemper Arena (Kansas City, Mo.)**

**Xavier (71)** - Kevin Frey 3-8 0-0 6, David West 8-14 3-4 19, Lloyd Price 5-9 3-6 13, Romain Sato 2-8 0-2 6, Maurice McAfee 4-11 1-1 9, Lionel Chalmers 5-14 3-4 14, Dave Young

1-6 0-0 2, Brandon McIntosh 0-0 0-0 0, Alvin Brown 0-0 0-0 0, Marcus Mason 0-0 0-0 0, Reggie Butler 1-2 0-0 2, **Totals: 29-72 10-17 71**

**Notre Dame (83)** - Troy Murphy 6-17 6-6 19, Ryan Humphrey 6-8 3-8 15, David Graves 7-7 4-6 20, Matt Carroll 9-11 1-2 21, Martin Ingelsby 2-3 2-2 6, Torrian Jones 0-2 0-0 0, Harold Swanagan 1-1 0-0 2, **Totals: 31-49 16-24 83**  
**Halftime** - Xavier 26, Notre Dame 40, Fouled Out - Young (XU), Rebounds - Xavier 37 (West 8, Sato 8), Notre Dame 31 (Murphy 8, Humphrey 6, Carroll 6), Assists - Xavier 8 (McAfee 3, five others 1), Notre Dame 19 (Ingelsby 9, Murphy 3, Humphrey 3), Turnovers - Xavier 14, Notre Dame 17, 3-Point FG - Xavier 3-20 (Frey 0-1, Price 0-1, Sato 2-7, McAfee 0-3, Chalmers 1-6, Young 0-2), Notre Dame 5-12 (Murphy 1-5, Graves 2-2, Carroll 2-3, Ingelsby 0-1, Jones 0-1), Total Fouls - Xavier 23, Notre Dame 16, Technical Fouls - Murphy (ND), A - 14,750

**Game 20: Xavier (#7 seed) vs. Hawaii (#10 seed), 2002 NCAA Tournament West Regional First Round, Friday, March 15 at American Airlines Center (Dallas, Texas)**

**Hawaii (58)** - Phil Martin 5-12 1-2 11, Carl English 4-15 0-1 9, Haim Shimonovich 0-3 0-0 0, Predrag Savovic 10-21 2-2 26, Mark Campbell 1-1 1-1 3, Mike McIntyre 3-7 0-0 9, Lance Takaki 0-0 0-0 0, Mindaugas Burneika 0-5 0-0 0, Ryne Holliday 0-0 0-0 0, Paul Jesinskis 0-0 0-0 0, Nkeruwm Akpan 0-0 0-0 0, **Totals: 23-64 4-6 58**

**Xavier (70)** - Kevin Frey 3-8 4-4 10, Dave Young 1-3 0-0 2, David West 4-10 5-6 13, Lionel Chalmers 4-13 7-8 15, Romain Sato 6-13 3-4 18, Jaison Williams 0-0 0-0 0, Anthony Coleman 0-0 0-0 0, Alvin Brown 4-4 2-2 10, Keith Jackson 1-3 0-0 2, **Totals: 23-54 21-24 70**

**Halftime** - Hawaii 40, Xavier 33, Fouled Out - Shimonovich (UH), Rebounds - Hawaii 35 (Martin 9, English 9), Xavier 40 (West 11, Sato 10), Assists - Hawaii 10 (Savovic 3, Burneika 3), Xavier 8 (Chalmers 6, Sato 1, Coleman 1), Turnovers - Hawaii 16, Xavier 14, 3-Point FG - Hawaii 8-24 (English 1-5, Savovic 4-9, McIntyre 3-7, Burneika 0-3), Xavier 3-15 (Frey 0-2, West 0-1, Chalmers 0-4, Sato 3-8), Total Fouls - Hawaii 21, Xavier 13, Technical Fouls - None, A - 19,951

**Game 21: Xavier (#7 seed) vs. Oklahoma (#2 seed), 2002 NCAA Tournament West Regional Second Round, Sunday, March 17 at American Airlines Center (Dallas, Texas)**

**Xavier (65)** - Kevin Frey 1-1 0-1 2, Dave Young 0-1 2-2 2, David West 7-14 3-6 18, Lionel Chalmers 1-12 4-4 6, Romain Sato 9-17 5-8 28, Jaison Williams 1-2 0-0 3, Anthony Coleman 1-2 0-0 2, Alvin Brown 1-2 1-2 4, Keith Jackson 0-1 0-0 0, **Totals: 21-52 15-23 65**

**Oklahoma (78)** - Ebi Ere 7-14 4-4 20, Aaron McGhee 8-16 8-9 25, Jabari Brown 2-3 0-0 4, Quannas White 2-5 4-5 9, Hollis Price 4-10 4-4 12, Jason Detrick 0-3 3-4 3, Daryan Selvy 2-5 1-2 5, **Totals: 25-56 24-28 78**

**Halftime** - Xavier 36, Oklahoma 40, Fouled Out - None, Rebounds - Xavier 38 (West 8, Sato 8), Oklahoma 31 (Selvy 9, Ere 7), Assists - Xavier 11 (West 3, Sato 3), Oklahoma 12 (White 6, Price 3), Turnovers - Xavier 17, Oklahoma 6, 3-Point FG - Xavier 8-19 (West 1-3, Chalmers 0-3, Sato 5-10, Williams 1-1, Coleman 0-1, Brown 1-1), Oklahoma 4-12 (Ere 2-5, McGhee 1-3, White 1-1, Price 0-1, Detrick 0-2), Total Fouls - Xavier 19, Oklahoma 19, Technical Fouls - None, A - 19,951

**Game 22: Xavier (#3 seed) vs. Troy State (#14 seed), 2003 NCAA Tournament South Regional First Round, Friday, March 21 at Gaylord Entertainment Center (Nashville, Tenn.)**

**Troy State (59)** - Marcus Milhouse 3-6 0-0 9, Lacedrick Pettway 0-2 0-0 0, Rob Lewin 4-10 0-2 8, Greg Davis 8-20 0-0 20, Ben Fletcher 2-10 0-0 5, Eddie Baker 2-5 0-0 4, Herbert Evans 1-5 1-2 4, Jacob Hazouri 0-0 0-0 0, Lovelle Craig 1-3 1-2 3, Kendrick Johnson 2-4 0-0 6, **Totals: 23-65 2-6 59**

**Xavier (71)** - Dedrick Finn 0-5 2-4 2, David West 5-9 2-2 12, Anthony Myles 2-10 3-4 7, Lionel Chalmers 6-13 3-4 20, Romain Sato 7-18 3-4 18, Keith Jackson 4-7 0-0 8, Will Caudle 2-2 0-0 4, **Totals: 26-64 13-18 71**

**Halftime** - Troy State 22, Xavier 37, Fouled Out - None, Rebounds - Troy State 33 (Lewin 9, Fletcher 6), Xavier 47 (Myles 11, Sato 11), Assists - Troy State 13 (Davis 4, Evans 4), Xavier 19 (Chalmers 7, Sato 7), Turnovers - Troy State 9, Xavier 10, 3-Point FG - Troy State 11-29 (3-6, Pettway 0-2, Lewin 0-1, Davis 4-9, Fletcher 1-6, Baker 0-2, Evans 1-1, Johnson 2-2), Xavier 6-20 (Finn 0-3, Chalmers 5-9, Sato 1-8), Total Fouls - Troy State 19, Xavier 11, Technical Fouls - None, A - 17,484

**Game 23: Xavier (#3 seed) vs. Maryland (#6 seed), 2003 NCAA Tournament South Regional Second Round, Sunday, March 23 at Gaylord Entertainment Center (Nashville, Tenn.)**

**Maryland (77)** - Nik Caner-Medley 3-5 0-0 6, Tahj Holden 1-8 3-4 5, Ryan Randle 8-12 1-1 17, Drew Nicholas 6-16 3-4 17, Steve Blake 3-7 2-2 9, Jamar Smith 6-6 0-0 12, Andre Collins 0-0 0-0 0, Travis Garrison 2-3 1-2 5, Calvin McCall 0-0 0-0 0, John Gilchrist 1-1 4-4 6, **Totals: 30-58 14-17 77**

**Xavier (64)** - Romain Sato 4-14 6-8 17, David West 6-17 10-14 22, Anthony Myles 4-9 0-0 8, Lionel Chalmers 4-9 1-2 12, Dedrick Finn 2-4 0-0 5, Keith Jackson 0-2 0-0 0, Will Caudle 0-2 0-0 0, **Totals: 20-57 17-24 64**

**Halftime** - Maryland 45, Xavier 28, Fouled Out - None, Rebounds - Maryland 39 (Nicholas 8, Blake 7), Xavier 28 (West 9, Chalmers 4), Assists - Maryland 19 (Blake 9, Nicholas 5), Xavier 12 (Finn 5, Sato 3, West 3), Turnovers - Maryland 8, Xavier 7, 3-Point FG - Maryland 3-13 (Caner-Medley 0-1, Holden 0-3, Nicholas 2-5, Blake 1-4), Xavier 7-18 (Sato 3-8, Chalmers 3-7, Finn 1-3), Total Fouls - Maryland 21, Xavier 16, Technical Fouls - None, A - 17,484

**Game 24: Xavier (#7 seed) vs. Louisville (#10 seed), 2004 NCAA Tournament Atlanta Regional First Round, Friday, March 19 at TD Waterhouse Centre (Orlando, Fla.)**

**Louisville (70)** - Kendall Dartz 0-3 2-2 2, Taquan Dean 6-12 1-1 19, Alhaji Mohammed 1-6 0-0 2, Luke Whitehead 6-14 2-2 15, Francisco Garcia 5-11 5-7 15, Brandon Jenkins 1-1 0-1 3, Grad Gianiny 0-0 0-0 0, Nate Daniels 1-5 0-0 3, Larry O'Bannon 2-6 0-0 5, Otis George 3-5 0-0 6, **Totals: 25-63 10-13 70**

**Xavier (80)** - Lionel Chalmers 8-13 7-9 25, Justin Cage 0-0 0-0 0, Romain Sato 5-11 9-10 24, Justin Doellman 0-3 2-2 2, Anthony Myles 7-14 1-1 15, Dedrick Finn 2-3 5-5 11, Brandon Cole 1-2 1-2 3, **Totals: 23-46 25-29 80**

**Halftime** - Louisville 42, Xavier 31, Fouled Out - Dean (UL), Garcia (UL), Rebounds - Louisville 26 (George 6, Mohammed 4, Whitehead 4), Xavier 39 (Myles 11, Sato 8), Assists - Louisville 18 (Garcia 7, O'Bannon 4), Xavier 15 (Chalmers 6, Finn 6), Turnovers - Louisville 10, Xavier 15. 3-Point FG - Louisville 10-32 (Dartz 0-1, Dean 6-11, Mohammed

0-3, Whitehead 1-3, Garcia 0-4, Jenkins 1-1, Daniels 1-4, O'Bannon 1-5), Xavier 9-18 (Chalmers 2-6, Sato 5-8, Doellman 0-2, Finn 2-2), Total Fouls - Louisville 23, Xavier 13, Technical Fouls - Xavier bench, A - 15,961



**David West, 2003 National Player of the Year, led number three seed Xavier in the 2003 NCAA Tournament.**

**Game 25: Xavier (#7 seed) vs. Mississippi State (#2 seed), 2004 NCAA Tournament Atlanta Regional Second Round, Sunday, March 21 at TD Waterhouse Centre (Orlando, Fla.)**

**Xavier (89)** - Justin Cage 1-3 1-1 3, Justin Doellman 5-10 1-1 13, Anthony Myles 3-7 2-4 8, Lionel Chalmers 11-13 5-6 31, Romain Sato 4-10 2-2 12, Dedrick Finn 6-9 5-9 22, Keith Jackson 0-0 0-0 0, Keenan Christiansen 0-0 0-0 0, Brandon Cole 0-3 0-0 0, Will Caudle 0-0 0-0 0, Tom Compton 0-0 0-0 0, **Totals: 30-55 16-23 89**

**Mississippi State (74)** - Lawrence Roberts 4-11 2-4 11, Shane Power 6-11 1-2 16, Brandon Vincent 4-10 3-6 11, Timmy Bowers 6-14 1-2 15, Winsome Fraiser 3-13 3-4 12, Gary Ervin 3-8 3-3 9, Dennis Buse 0-0 0-0 0, Dietrich Slater 0-0 0-0 0, Piotr Stelmach 0-2 0-0 0, Marcus Campbell 0-3 0-0 0, **Totals: 26-72 13-21 74**

**Halftime** - Xavier 34, Mississippi State 33, Fouled Out - Vincent (MS), Rebounds - Xavier 38 (Myles 14, Doellman 8), Mississippi State 40 (Vincent 12, Frazier 9), Assists - Xavier 14 (Finn 3, Doellman 3), Mississippi State 14 (Bowers 5, Ervin 5), Turnovers - Xavier 13, Mississippi State 8. 3-Point FG - Xavier 13-19 (Cage 0-1, Doellman 2-4, Chalmers 4-4, Sato 2-3, Finn 5-7), Mississippi State 9-26 (Roberts 1-2, Power 3-6, Bowers 2-7, Frazier 3-9, Ervin 0-1, Stelmach 0-1). Total Fouls - Xavier 14, Mississippi State 21, Technical Fouls - None, A - 15,640

**Game 26: Xavier (#7 seed) vs. Texas (#3 seed), 2004 NCAA Tourn. Atlanta Regional Semifinal, Friday, March 26 at Georgia Dome (Atlanta, Ga.)**

**Xavier (79)** - Justin Cage 2-2 1-1 5, Justin Doellman 4-9 1-1 10, Anthony Myles 4-10 1-5 9, Lionel Chalmers 4-15 4-5 14, Romain Sato 5-13 14-17 27, Dedrick Finn 3-7 3-4 11, Keith





Lionel Chalmers and fellow seniors Anthony Myles and Romain Sato led XU to the Elite Eight in 2004, including a Regional Semifinal win over Texas.

Jackson 1-1 0-0 2, Brandon Cole 0-1 1-2 1, **Totals 23-58 25-35 79**

**Texas (71)** – Brad Buckman 3-6 1-2 7, Jason Klotz 1-10 0-0 2, Brandon Mouton 9-15 1-3 21, Kenton Paulino 1-3 3-4 6, Royal Ivey 2-6 5-6 9, James Thomas 0-1 0-0 0, P.J. Tucker 4-10 2-2 10, Edgar Moreno 0-0 0-0 0, Kenny Taylor 0-1 0-0 0, Sydmill Harris 2-3 0-0 5, Brian Boddicker 4-7 0-0 11, **Totals 26-62 12-17 71**

**Halftime** – Xavier 44, Texas 41, Fouled Out – Cage (XU), Mouton (UT), Rebounds – Xavier 39 (Chalmers 7, Myles 7), Texas 35 (Tucker 10, Klotz 8), Assists – Xavier 13 (Chalmers 6, Cole 2), Texas 12 (Ivey 6, Paulino 2), Turnovers – Xavier 7, Texas 8, 3-Point FG – Xavier 8-25 (Doellman 1-3, Chalmers 2-8, Sato 3-9, Finn 2-5), Texas 7-16 (Mouton 2-4, Paulino 1-3, Ivey 0-1, Taylor 0-1, Harris 1-2, Boddicker 3-5), Total Fouls – Xavier 20, Texas 27, Technical Fouls – Texas Bench (2), A – 24,533

**Game 27: Xavier (#7 seed) vs. Duke (#1 seed), 2004 NCAA Tournament Atlanta Regional Final, Sunday, March 28 at Georgia Dome (Atlanta, Ga.)**

**Xavier (63)** – Justin Cage 2-4 1-2 5, Justin Doellman 2-9 0-0 5, Anthony Myles 7-11 2-4 16, Lionel Chalmers 6-16 4-4 17, Romain Sato 2-10 6-9 10, Dedrick Finn 2-8 2-2 7, Brandon Cole 1-5 1-2 3, **Totals 22-63 16-23 63**

**Duke (66)** – Luol Deng 7-13 3-5 19, Shelden Williams 3-5 6-7 12, J.J. Redick 4-14 2-2 13, Daniel Ewing 4-11 2-2 13, Chris Duhon 2-8 2-2 6, Nick Horvath 0-0 0-0 0, Sean Dockery 0-1 0-0 0, Shavlik Randolph 1-2 1-2 3, **Totals 21-54 16-20 66**

**Halftime** – Xavier 30, Duke 28, Fouled Out – Myles (XU), Randolph (DU), Rebounds – Xavier 40 (Sato 11, Myles 10), Duke 39 (Williams 13, Deng 7, Redick 7), Assists – Xavier 8 (Sato 4, Finn 2), Duke 15 (Duhon 5, Deng 3, Ewing 3), Turnovers – Xavier 10, Duke 11, 3-Point FG – Xavier 3-15 (Doellman 1-3, Chalmers 1-5, Sato 0-3, Finn 1-4), Duke 8-20 (Deng 2-4, Redick 3-9, Ewing 3-6, Duhon 0-1), Total Fouls – Xavier 21, Duke 23, Technical Fouls – None, A – 24, 711

**Game 28: Xavier (#14 seed) vs. Gonzaga (#3 seed), 2006 NCAA Tournament Oakland Regional First Round, Thursday, March 16 at Jon M. Huntsman Center (Salt Lake City, Utah)**

**Xavier (75)** – Josh Duncan 2-7 6-8 11, Justin Cage 4-6 7-8 16, Justin Doellman 4-11 0-0 10, Johnny Wolf 4-7 0-2 10, Stanley Burrell 6-15 6-6 22, B.J. Raymond 1-4 0-0 2, Brandon Cole 0-1 2-5 2, Will Caudle 0-0 2-4 2, **Totals 21-51 23-33 75**

**Gonzaga (79)** – Adam Morrison 11-21 9-11 35, Sean Mallon 2-4 0-0 4, J.P. Batista 5-7 8-8 18, P. Altidor-Cespedes 0-1 0-0 0, Derek Raivio 3-7 0-0 7, Jeremy Pargo 0-0 1-2 1, Larry Gurganious 0-1 0-0 0, Erroll Knight 3-5 0-0 7, David Pendergraft 1-2 2-4 4, Josh Heytvelt 1-2 1-2 3, **Totals 26-50 21-27 79**

**Halftime** – Xavier 39, Gonzaga 36, Fouled Out – Mallon (GU), Raivio (GU), Rebounds – Xavier 31 (Cole 7, Cage 5, Doellman 5), Gonzaga 33 (Batista 8, Knight 6), Assists – Xavier 14 (Burrell 5, Wolf 3), Gonzaga 11 (Morrison 4, Raivio 2), Turnovers – Xavier 8 (Duncan 3, Cole 2), Gonzaga 10 (Morrison 3, Batista 3), 3-Point FG – Xavier 10-28 (Duncan 1-4, Cage 1-2, Doellman 2-6, Wolf 2-5, Burrell 4-8, Raymond 0-3), Gonzaga 6-12 (Morrison 4-8, Altidor-Cespedes 0-1, Raivio 1-2, Knight 1-1), Total Fouls – Xavier 20, Gonzaga 25, Technical Fouls – None, A – 15,122

**Game 29: Xavier (#9 seed) vs. Brigham Young (#8 seed), 2007 NCAA Tournament San Antonio Regional First Round, Thursday, March 15 at Rupp Arena (Lexington, Ky.)**

**Xavier (79)** – Justin Cage 1-3 6-8 8, Justin Doellman 8-17 4-4 23, Brandon Cole 3-6 2-2 8, Drew Lavender 5-12 5-6 17, Stanley Burrell 0-4 0-2 0, Josh Duncan 1-4 4-4 6, Derrick Brown 3-4 2-3 8, B.J. Raymond 3-5 0-0 9, Johnny Wolf 0-1 0-0 0, **Totals 24-56 23-29 79**

**Brigham Young (77)** – Keena Young 10-23 4-4 24, Trent Plaisted 3-8 3-5 9, Austin Ainge 4-14 2-2 12, Jimmy Balderson 4-7 1-1 10, Lee Cumard 2-4 0-1 5, Mike Rose 5-7 0-0 15, Vuk Ivanovic 0-0 0-0 0, Sam Burgess 1-2 0-0 2, Ben Murdock 0-0 0-0 0, Jonathan Tavernari 0-2 0-0 0, **Totals: 29-67 10-13 77**


**Halftime** – Xavier 32, BYU 38, Fouled Out – None, Rebounds – Xavier 37 (Brown 16, Cole 7), BYU 36 (Young 10, Plaisted and Burgess 5), Assists – Xavier 12 (Lavender 5, Burrell 3), BYU 10 (Young 4, Ainge 3), Turnovers – Xavier 10, BYU 10, 3-Point FG – Xavier 8-17 (Raymond 3-4, Doellman 3-6, Lavender 2-3, Burrell 0-2, Duncan 0-2), BYU 9-19 (Rose 5-6, Ainge 2-7, Balderson 1-3, Cumard 1-3), Total Fouls – Xavier 19, BYU 23, Technical Fouls – None, A – 20,752

**Game 30: Xavier (#9 seed) vs. Ohio State (#1 seed), 2007 NCAA Tournament San Antonio Regional Second Round, Saturday, March 17 at Rupp Arena (Lexington, Ky.)**

**Xavier (71)** – Justin Cage 8-8 6-8 25, Justin Doellman 6-13 0-0 13, Brandon Cole 2-6 2-3 6, Drew Lavender 2-13 0-0 5, Stanley Burrell 1-7 1-3 3, Josh Duncan 4-9 0-0 11, Derrick Brown 1-1 2-2 4, B.J. Raymond 1-3 0-0 2, Johnny Wolf 1-1 0-0 2, Jason Love 0-0 0-0 0, **Totals: 26-61 11-16 71**

**Ohio State (78)** – Ivan Harris 0-2 0-0 0, Greg Oden 5-12 4-7 14, Mike Conley 7-15 6-6 21, Ron Lewis 8-13 7-7 27, Jamar Butler 5-10 0-0 13, David Lighty 0-1 0-0 0, Daequan Cook 1-7 0-0 3, Matt Terwilliger 0-1 0-0 0, Othello Hunter 0-2 0-0 0, **Totals: 26-63 17-20 78**

**Halftime** – Xavier 25, OSU 29, End of Regulation – Xavier 62, OSU 62, Fouled Out – Oden (OSU), Rebounds – Xavier 28 (Doellman 7, Cage 6), OSU 45 (Oden 12, Lewis 8), Assists – Xavier 13 (Lavender 8, Doellman and Burrell 2), OSU 10 (Conley 4, Lewis and Butler 2), Turnovers – Xavier 9, OSU 14, 3-Point FG – Xavier 8-23 (Cage 3-3, Duncan 3-6, Doellman



Justin Doellman, who scored 23 points in a 2007 NCAA win over BYU, was also a starter on the 2004 Elite Eight team.

1-5, Lavender 1-6, Burrell 0-1, Raymond 0-2), OSU 9-21 (Lewis 4-5, Butler 3-7, Conley 1-3, Cook 1-4, Harris 0-2), Total Fouls – Xavier 21, OSU 19, Technical Fouls – None, A – 20,882

**Game 31: Xavier (#3 seed) vs. Georgia (#14 seed), 2008 NCAA Tourn. First Round, Thursday, March 20 at Verizon Center (Washington, D.C.)**

**Georgia (61)** – Billy Humphrey 5-9 0-0 12, Albert Jackson 1-6 2-2 4, Dave Bliss 3-4 0-0 6, Sundiata Gaines 6-14 0-0 13, Terrance Woodbury 6-12 1-2 16, Zac Swansey 0-1 0-0 0, Troy Brewer 0-1 0-0 0, Corey Butler 0-2 0-1 0, Jeremy Price 5-7 0-0 10, **Totals: 26-56 3-5 61**

**Xavier (73)** – Josh Duncan 4-9 11-14 20, Derrick Brown 7-9 4-5 19, C.J. Anderson 0-3 6-6 6, Drew Lavender 5-12 2-2 13, Stanley Burrell 0-3 3-4 3, B.J. Raymond 3-9 0-0 8, Danté Jackson 1-1 0-0 3, Jason Love 0-1 1-2 1, **Totals: 20-47 27-33 73**

**Halftime** – Georgia 35, Xavier 26, Fouled Out – Bliss (Georgia), Rebounds – Georgia 31 (Woodbury 7, Jackson 6), Xavier 29 (Brown 11, Duncan 8), Assists – Georgia 10 (Gaines 6, Humphrey 2), Xavier 11 (Burrell 5, Anderson 2, Lavender 2), 3-Point FG – Georgia 6-18 (Woodbury 3-8, Humphrey 2-5, Gaines 1-3, Butler 0-1, Brewer 0-1), Xavier 6-18 (Raymond 2-6, Lavender 1-3, Brown 1-1, Duncan 1-5, Jackson 1-1, Burrell 0-2), Total Fouls – Georgia 22, Xavier 12, Technical Fouls – None, A – 18,400

**Game 32: Xavier (#3 seed) vs. Purdue (#6 seed), 2008 NCAA Tourn. Second Round, Sat., March 22 at Verizon Center (Washington, D.C.)**

**Purdue (78)** – Chris Kramer 3-4 0-0 6, Robbie Hummel 2-10 2-2 7, Keaton Grant 4-7 8-10 19, Nemanja Calasan 1-5 0-2 2, E'Twaun Moore 7-18 0-0 15, Tarrance Crump 3-6 5-5 11, Scott Martin 2-6 1-2 6, Marcus Green 3-7 0-0 8, JaJuan

Johnson 1-4 2-2 4, **Totals: 26-67 18-23 78**

**Xavier (85)** – Josh Duncan 5-11 4-4 16, Derrick Brown 4-6 0-0 8, C.J. Anderson 6-11 6-8 18, Drew Lavender 4-7 8-8 18, Stanley Burrell 3-6 5-8 11, B.J. Raymond 2-4 1-1 6, Danté Jackson 0-0 0-0 0, Jason Love 3-5 2-4 8, **Totals: 27-50 26-33 85**

**Halftime** – Purdue 32, Xavier 35, Fouled Out – Green (Purdue), Kramer (Purdue), Grant (Purdue), Rebounds – Purdue 37 (Hummel 9, Martin 6), Xavier 34 (Anderson 7, Raymond 6), Assists – Purdue 9 (Martin 2, Green 2, Hummel 2), Xavier 12 (Lavender 9, Brown 1, Anderson 1, Burrell 1), 3-Point FG – Purdue 8-21 (Grant 3-6, Green 2-2, Hummel 1-5, Martin 1-2, Moore 1-4, Calasan 0-1, Crump 0-1), Xavier 5-12 (Duncan 2-5, Lavender 2-3, Raymond 1-3, Brown 0-1), Total Fouls – Purdue 26, Xavier 17, Technical Fouls – None, A – 18,400

**Game 33: Xavier (#3 seed) vs. West Virginia (#7 seed), 2008 NCAA Tournament West Region Semifinal, Thursday, March 27 at US Airways Center (Phoenix, Ariz.)**

**West Virginia (75)** – Da'Sean Butler 7-15 1-1 16, Joe Alexander 8-18 2-4 18, Wellington Smith 3-8 2-4 8, Darris Nichols 1-6 4-4 6, Alex Ruoff 6-11 2-3 14, Cam Thoroughman 0-0 1-2 1, Joe Mazzulla 2-7 6-9 10, Ted Talkington 0-0 0-0 0, Jamie Smalligan 1-1 0-0 2, **Totals: 28-66 18-27 75**

**Xavier (79)** – Josh Duncan 7-15 9-10 26, Derrick Brown 3-4 2-4 9, C.J. Anderson 6-12 0-2 12, Drew Lavender 3-11 0-0 9, Stanley Burrell 3-7 1-2 8, B.J. Raymond 3-5 0-2 8, Danté Jackson 1-1 0-0 3, Jason Love 2-4 0-1 4, **Totals: 28-59 12-21 79**

**Halftime** – WVU 25, Xavier 32, End of Regulation – WVU 64, Xavier 64, Fouled Out – Smith (WVU), Alexander (WVU), Brown (Xavier), Anderson (Xavier), Rebounds – West Virginia 38 (Alexander 10, Butler 7), Xavier 41 (Anderson 10, Love 10), Assists – West Virginia 16 (Mazzulla 5, Nichols 4), Xavier 16 (Lavender 7, Burrell 5), 3-Point FG – West Virginia 1-11 (Butler 1-4, Ruoff 0-2, Mazzulla 0-1, Nichols 0-3, Alexander 0-1), Xavier 11-19 (Lavender 3-6, Duncan 3-4, Raymond 2-4, Jackson 1-1, Burrell 1-2, Brown 1-2), Total Fouls – West Virginia 21, Xavier 25, Technical Fouls – None, A – 18,103

**Game 34: UCLA (#1 seed) vs. Xavier (#3 seed), 2008 NCAA Tournament West Region Final, Saturday March 29, at US Airways Center (Phoenix, Ariz.)**

**Xavier (57)** – Josh Duncan 4-11 2-3 11, Derrick Brown 6-8 1-3 13, C.J. Anderson 4-10 2-2 10, Drew Lavender 2-9 0-0 5, Stanley Burrell 2-6 3-4 8, Adrian Graves 0-1 0-0 0, Charles Bronson 0-0 0-0 0, B.J. Raymond 1-4 0-0 3, Danté Jackson 1-5 0-0 2, Jason Love 1-4 3-4 5, **Totals: 21-58 11-16 57**

**UCLA (76)** – Josh Shipp 1-7 3-3 5, Luc Ri Mbah a Moute 5-9 3-6 13, Kevin Love 7-11 3-4 19, Russell Westbrook 7-11 2-3 17, Darren Collard 7-12 2-2 19, Mustafa Abdul-Hamid 0-0 0-0 0, Alfred Aboya 0-0 0-0 0, James Keefe 0-0 0-0 0, Lorenzo Mata-Real 0-1 0-0 0, Chace Stanback 1-1 0-0 3, Nikola Dragovic 0-0 0-0 0, **Totals: 28-52 13-18 76**

**Halftime** – Xavier 24, UCLA 33, Fouled Out – None, Rebounds – Xavier 28 (Brown 6, Lavender 6), UCLA 37 (Mbah a Moute 13, Love 10), Assists – Xavier 12 (Lavender 6, Burrell 3), UCLA 17 (Collison 5, Love 4), 3-Point FG – Xavier 4-19 (Duncan 1-6, Lavender 1-3, Burrell 1-2, Raymond 1-3, Graves 0-1, Jackson 0-3, Brown 0-1), UCLA 7-15 (Collison 3-3, Love 2-4, Stanback 1-1, Westbrook 1-3, Shipp 0-4), Total Fouls – Xavier 15, UCLA 19, Technical Fouls – None, A – 18,103



Justin Cage was a starter on Xavier's 2004 Elite Eight team as a freshman and scored his career-high of 25 points as a senior in the heartbreaking overtime loss to Ohio State in the 2007 NCAA Tournament Second Round.

**Game 35: Xavier (#4 seed) vs. Portland State (#13 seed), 2009 NCAA Tournament First Round, Friday, March 20 at Taco Bell Arena (Boise, Idaho)**

**Portland State (59)** – Kyle Coston 1-3 1-2 4, Phil Nelson 0-3 0-0 0, Jamie Jones 6-9 4-6 16, Andre Murray 5-9 1-4 14, Jeremiah Dominguez 5-9 1-4 13, Julius Thomas 0-0 0-0 0, Mickey Polis 2-2 0-0 6, Dominic Waters 3-11 0-0 6, Tyrell Mara 0-0 0-0 0, Wendell Wright 0-0 0-0 0, Louis Lee 0-0 0-0 0, **Totals: 22-46 7-16 59**

**Xavier (77)** – Derrick Brown 6-10 1-5 13, C.J. Anderson 6-9 2-3 14, Jason Love 0-1 4-4 4, B.J. Raymond 5-11 0-0 13; Dante Jackson 5-9 0-1 13, Brad Redford 1-2 0-0 3, Stephen Duckett 0-0 0-0 0, Andrew Taylor 0-0 0-0 0, Jamal McLean 2-4 1-1 5, Kenny Frease 2-4 0-0 4, Joe Hughes 0-0 0-0 0, Tu Holloway 2-4 3-4 8, **Totals: 29-54 11-18 77**

**Halftime** – Portland State 35, Xavier 42, Fouled Out – None, Rebounds – Portland State 21 (Jones 5, Nelson 4, Dominguez 4), Xavier 34 (Love 8, Raymond 6, McLean 6), Assists – Portland State 12 (Waters 4, Murray 2, Dominguez 2), Xavier 12 (Jackson 3, Anderson 3), 3-Point FG – Portland State 8-21 (Murray 3-6, Polis 2-2, Dominguez 2-5, Coston 1-2, Nelson 0-2, Waters 0-4), Xavier 8-19 (Raymond 3-7, Jackson 3-7, Redford 1-2, Holloway 1-2, Brown 0-1), Total fouls – Portland State 18, Xavier 17, Technical fouls – None, A – 12,194

**Game 36: Xavier (#4 seed) vs. Wisconsin (#12 seed), 2009 NCAA Tournament Second Round, Sunday, March 22 at Taco Bell Arena (Boise, Idaho)**

**Wisconsin (49)** – Marcus Landry 8-14 2-2 18, Jon Leuer 1-2 1-2 4, Joe Krabbenhoft 0-2 0-0 0, Trevon Hughes 3-16 11-13 17, Jason Bohannon 2-12 0-0 5, Jordan Taylor 0-1 0-0 0, Tim Jarmusz 1-1 0-0 3, Rob Wilson 0-0 0-0 0, Keaton Nankivil 1-8 0-0 2, **Totals: 16-56 14-17 49**

**Xavier (60)** – Derrick Brown 3-10 2-2 10, C.J. Anderson 1-6 3-6 5, Jason Love 0-3 2-2 2, B.J. Raymond 4-11 5-6 15, Dante Jackson 2-5 3-4 8, Brad Redford 0-0 0-0 0, Jamal McLean 3-5 0-0 6, Kenny Frease 3-3 1-4 7, Tu Holloway 2-3 2-2 7, **Totals: 18-46 18-26 60**

**Halftime** – Wisconsin 27, Xavier 25, Fouled Out – Krabbenhoft (Wisconsin), Brown (Xavier), Rebounds – Wisconsin 30 (Landry 10, Hughes 4, Bohannon 4), Xavier 37 (Anderson 8, Jackson 5), Assists – Wisconsin 5 (Taylor 2), Xavier 12 (Anderson 3, Holloway 3, Jackson 3), 3-Point FG – Wisconsin 3-20 (Jarmusz 1-1, Bohannon 1-7, Leuer 1-1, Krabbenhoft 0-1, Nankivil 0-1, Hughes 0-7, Landry 0-2), Xavier 6-14 (Brown 2-3, Raymond 2-7, Jackson 1-2, Holloway 1-2), Total Fouls – Wisconsin 23, Xavier 20, Technical Fouls – None, A – 12,184

**Game 37: Xavier (#4 seed) vs. Pittsburgh (#1 seed), 2009 NCAA Tournament East Regional Semifinal, Thursday, March 26 at TD Banknorth Garden, (Boston, Mass.)**

**Xavier (55)** – Derrick Brown 6-15 0-0 14, C.J. Anderson 2-9 2-2 6, Jason Love 0-0 1-2 1, B.J. Raymond 6-19 2-2 15, Dante Jackson 4-7 0-0 9, Brad Redford 1-4 0-0 3, Jamal McLean 1-4 0-0 2, Kenny Frease 1-3 2-2 4, Tu Holloway 0-3 1-2 1, **Totals: 21-64 8-10 55**

**Pittsburgh (60)** – Tyrell Biggs 0-0 0-0 0, Sam Young 7-16 4-4 19, DeJuan Blair 5-16 0-1 10, LeVance Fields 5-11 2-5 14, Jermaine Dixon 2-9 0-0 4, Gilbert Brown 2-5 2-2 7, Ashton Gibbs 0-3 0-0 0, Brad Wanamaker 1-5 4-7 6, Gary McGhee 0-0 0-0 0, **Totals: 22-65 12-19 60**

**Halftime** – Xavier 37, Pitt 29, Fouled Out – Jackson (XU), Rebounds – Xavier 44 (Brown 9, Anderson 8), Pitt 44 (Blair 17, Brown 6), Assists – Xavier 9 (Anderson 3, Brown and Holloway 2), Pitt 9 (Fields 6, Young 1, Blair 1, Brown, 1), Turnovers – Xavier 10, Pitt 9. 3-Point FG – Xavier 5-23 (Brown 2-6, Raymond 1-8, Jackson 1-3, Redford 1-4, Holloway 0-2), Pitt 4-15 (Fields 2-5, Young 1-2, Dixon 0-3, Brown 1-2, Gibbs 0-2, Wanamaker 0-1), Total Fouls – Xavier 17, Pitt 13, Technical Fouls – None, A – 18,831

**Game 38: Minnesota (#11 seed) vs. Xavier (#6 seed), 2010 NCAA Tournament First Round, Friday, March 19 at Bradley Center (Milwaukee, Wisc.)**

**Minnesota (54)** – Damian Johnson 3-7 1-2 7, Ralph Sampson 2-8 0-0 4, Lawrence Westbrook 6-16 4-4 19, Blake Hoffarber 2-7 0-0 6, Devoe Joseph 1-6 2-3 4, Paul Carter 1-6 1-2 4, Bryant Allen 0-0 0-0 0, Devron Bostick 2-5 0-0 5, Justin Cobbs 0-0 0-0 0, Rodney Williams 0-0 0-0 0, Colton Iverson 2-7 1-3 5, **Totals: 19-62 9-14 54**

**Xavier (65)** – Jamal McLean 3-9 1-3 7, Dante Jackson 2-7 3-4 9, Jason Love 1-9 5-5 7, Tu Holloway 2-10 2-3 6, Jordan Crawford 11-21 1-2 28, Mark Lyons 1-4 0-0 2, Brad Redford 0-0 0-0 0, Andrew Taylor 0-0 0-0 0, Kenny Frease 3-6 0-2 6, **Totals: 23-67 12-19 65**

**Halftime** – Minnesota 26, Xaver 26, Fouled Out – None, Rebounds – Minnesota 41 (Carter 9, Hoffarber 7), Xavier 50 (McLean 14, Love 8), Assists – Minnesota 14 (Johnson 4,

Joseph 4), Xavier 15 (Crawford 5, Holloway 4), 3-Point FG – Minnesota 7-26 (Westbrook 3-8, Hoffarber 2-6, Carter 1-3, Bostick 1-3, Johnson 0-3, Joseph 0-3), Xavier 7-20 (Crawford 5-11, Jackson 2-6, Holloway 0-2, Lyons 0-1), Total Fouls – Minnesota 18, Xavier 16, Technical Fouls – None, A – 17,847

**Game 39: Xavier (#6 seed) vs. Pittsburgh (#3 seed), 2010 NCAA Tournament Second Round, Sunday, March 21 at Bradley Center (Milwaukee, Wisc.)**

**Xavier (71)** – Jamal McLean 1-4 0-2 2, Dante Jackson 3-6 0-2 9, Jason Love 5-8 4-5 14, Tu Holloway 4-7 5-5 13, Jordan Crawford 9-15 5-5 27, Mark Lyons 0-3 1-4 1, Brad Redford 2-3 0-0 5, Andrew Taylor 0-0 0-0 0, Kenny Frease 0-4 0-0 0, **Totals: 24-50 15-23 71**

**Pittsburgh (68)** – Nasir Robinson 4-8 0-1 8, Gary McGhee 0-1 0-0 0, Ashton Gibbs 6-16 3-4 19, Brad Wanamaker 5-13 6-10 16, Jermaine Dixon 1-9 0-0 2, Travon Woodall 2-5 0-0 4, Chase Adams 0-0 0-0 0, Gilbert Brown 5-9 1-1 14, Dante Taylor 2-3 1-2 5, J.J. Richardson 0-0 0-0 0, **Totals: 25-64 11-18 68**

**Halftime** – Xavier 35, Pittsburgh 28, Fouled Out – Brown (Pittsburgh), Rebounds – Xavier 31 (Love 8, McClean 6, Crawford 6), Pittsburgh 40 (Wanamaker 10, Dixon 5, Woodall 5), Assists – Xavier 9 (Holloway 3, Lyons 2), Pittsburgh 12 (Wanamaker 5, Woodall 5), 3-Point FG – Xavier 8-16 (Crawford 4-7, Jackson 3-6, Redford 1-2, Lyons 0-1), Pittsburgh 7-21 (Gibbs 4-13, Brown 3-4, Robinson 0-1, Wanamaker 0-1, Dixon 0-1, Woodall 0-1), Total Fouls – Xavier 16, Pittsburgh 18, Technical Fouls – None, A – 18,031

**Game 40: Xavier (#6 seed) vs. Kansas State (#2 seed), 2010 NCAA Tournament West Regional Semifinal, Thursday March 25 at EnergySolutions Arena (Salt Lake City, Utah)**

**Xavier (96)** – Jamal McLean 0-2 5-6 5, Jason Love 5-13 1-2 11, Dante Jackson 4-7 0-0 11, Tu Holloway 6-14 10-13 26, Jordan Crawford 13-29 3-4 32, Brian Walsh 0-0 0-0 0, Mark Lyons 1-3 0-0 2, Brad Redford 2-4 0-0 6, Kevin Feeney 0-0 0-0 0, Andrew Taylor 0-0 3-4 3, Kenny Frease 0-0 0-0 0, **Totals: 31-72 22-29 96**

**Kansas State (101)** – Dominique Sutton 2-3 0-1 4, Curtis Kelly 9-17 3-6 21, Luis Colon 1-1 0-3 2, Jacob Pullen 9-20 4-4 28, Denis Clemente 10-24 3-3 25, Jordan Henriquez 0-1 0-0 0, Martavious Irving 0-1 0-0 0, Rodney McGruder 0-1 0-0 0, Chris Merriewether 0-0 3-4 3, Jamar Samuels 4-7 6-8 14, Wally Judge 2-3 0-0 4, **Totals: 37-78 19-29 101**

**Halftime** – Xavier 32, Kansas State 31, **End of Regulation** – Xavier 72, Kansas State 72, **End of First Overtime** – Xavier 87, Kansas State 87, Fouled Out – McLean (Xavier), Sutton (Kansas State), Judge (Kansas State), Rebounds – Xavier 51 (Love 15, McLean 7), Kansas State 40 (Kelly 8, Clemente 5, Samuels 5), Assists – Xavier 12 (Holloway 6, Jackson 2, Crawford 2, Lyons 2), Kansas State 19 (Clemente 5, Kelly 4), 3-Point FG – Xavier 12-28 (Holloway 4-6, Jackson 3-6, Crawford 3-12, Redford 2-4), Kansas State 8-19 (Pullen 6-12, Clemente 2-6, Samuels 0-1), Total Fouls – Xavier 28, Kansas State 25, Technical Fouls – Lyons (Xavier), Clemente (Kansas State), A -17,254

**Game 41: Xavier (#6 seed) vs. Marquette (#11 seed), 2011 NCAA Tournament Second Round, Friday, March 18 at Quicken Loans Arena (Cleveland, Ohio)**

**Marquette (66)** – Erik Williams 2-3 1-1 5, Jimmy Butler 5-8 5-6 15, Chris Otule 0-2 0-0 0, Darius Johnson-Odom 6-11 3-5 19, Dwight Buycks 3-7 1-2 8, Vander Blue 0-1 0-0 0, Junior Cadougan 2-1 3-5, Joseph Fulce 0-0 0-0 0, Jamail Jones

0-0 0-0 0, Jae Crowder 4-6 2-2 10, Robert Frozana 0-1 0-0 0, Davante Gardner 2-4 0-0 4, **Totals: 24-45 13-19 66**

**Xavier (55)** – Jamal McLean 1-6 2-5 4, Kenny Frease 4-6 4-4 12, Mark Lyons 3-9 0-0 6, Dante Jackson 4-11 1-2 10, Tu Holloway 1-8 2-5, Jordan Latham 0-0 0-0 0, Jay Canty 0-0 0-0 0, Andrew Taylor 7-8 2-2 16, Jeff Robinson 1-3 0-0 2, Griffin McKenzie 0-0 0-0 0, **Totals: 21-51 11-15 55**

**Halftime** – Marquette 33, Xavier 20, Fouled Out – Otule (Marquette), Rebounds – Marquette 26 (Crowder 6, Butler 5, Gardner 5), Xavier 30 (McLean 9, Frease 5), Assists – Marquette 13 (Butler 4, Johnson-Odom 2, Buycks 2, Crowder 2), Xavier 11 (Holloway 5, Frease 2, Lyons 2), 3-Point FG – Marquette 5-12 (Johnson-Odom 4-6, Buycks 1-3, Williams 0-1, Crowder 0-2), Xavier 2-13 (Holloway 1-5, Jackson 1-5, Robinson 0-1, Lyons 0-2), Total Fouls – Marquette 18, Xavier 19. Technical Fouls – None, A – 20,164

**Game 42: Xavier (#10 Seed) vs. Notre Dame (#7 Seed), 2012 NCAA Tournament Second Round, Friday, March 16 at Greensboro Coliseum (Greensboro, N.C.)**

**Xavier (67)** – Dezmie Wells 3-6 7-11 14, Andre Walker 1-1 6-10 8, Kenny Frease 4-8 2-2 10, Mark Lyons 3-9 0-0 8, Tu Holloway 10-15 3-4 25, Dee Davis 0-0 0-0 0, Brad Redford 0-0 0-0 0, Jeff Robinson 1-5 0-0 2, Travis Taylor 0-0 0-0 0, **Totals: 22-44 18-27 67**

**Notre Dame (63)** – Pat Connaughton 4-7 0-0 10, Jack Cooley 8-8 2-6 18, Eric Atkins 2-7 1-2 7, Scott Martin 4-9 1-1 11, Gerian Grant 4-13 0-0 11, Alex Dragicevich 1-3 0-0 2, Tom Knight 2-2 0-0 4, Joey Brooks 0-0 0-0 0, **Totals: 25-49 4-9 63**

**Halftime** – Xavier 31, Notre Dame 33, Fouled Out – Martin (Notre Dame), Rebounds – Xavier 30 (Wells 11, Walker 6), Notre Dame 21 (Cooley 7, Martin 7), Assists – Xavier 11 (Lyons 6, Holloway 2), Notre Dame 19 (Grant 7, Martin 3, Dragicevich 3), 3-Point-FG – Xavier 5-10 (Wells 1-2, Lyons 2-4, Holloway 2-4), Notre Dame 9-21 (Connaughton 2-4, Atkins 2-4, Martin 2-5, Grant 3-6, Dragicevich 0-2), Total Fouls – Xavier 14, Notre Dame 16. Technical Fouls- None, A – 16,523

**Game 43: Lehigh (#15 Seed) vs. Xavier (#10 Seed), 2012 NCAA Tournament Third Round, Sunday, March 18 at Greensboro Coliseum (Greensboro, N.C.)**

**Lehigh (58)** – John Adams 2-7 0-0 4, Gabe Knutson 3-5 5-6 11, Jordan Hamilton 0-6 0-0 0, C.J. McCollum 5-22 4-4 14, Mackey McKnight 7-15 3-8 20, Anthony D'Orazio 0-0 0-0 0, Holden Greiner 1-2 0-0 2, Stefan Cvrkalj 0-1 0-0 0, Justin Maneri 1-1 1-2 3, B.J. Bailey 2-5 0-0 4, **Totals: 21-64 13-20 58**

**Xavier (70)** – Dezmie Wells 0-2 0-0 0, Andre Walker 2-4 1-2 5, Kenny Frease 11-13 3-5 25, Mark Lyons 2-8 2-3 7, Tu Holloway 6-15 5-7 21, Dee Davis 2-3 0-0 6, Brad Redford 0-1 0-0 0, Justin Martin 1-3 0-0 2, Jeff Robinson 0-4 4-4 4, Travis Taylor 0-1 0-0 0, Griffin McKenzie 0-0 0-0 0, **Totals: 24-54 15-21 70**

**Halftime** – Lehigh 37, Xavier 33, Fouled Out – Knutson (Lehigh), Rebounds – Lehigh 36 (McCollum 8, Knutson 6), Xavier 43 (Frease 12, Robinson 8), Assists – Lehigh 4 (Bailey 2, McCollum 1, McKnight 1), Xavier 8 (Lyons 3, Walker 2, Holloway 2), 3-Point-FG – Lehigh 3-22 (Adams 0-4, Hamilton 0-4, McCollum 0-6, McKnight 3-7, Bailey 0-1), Xavier 7-15 (Wells 0-1, Lyons 1-1, Holloway 4-8, Davis 2-3, Redford 0-1, Martin 0-1), Total Fouls – Lehigh 20, Xavier 15. Technical Fouls- None, A – 18,722



**Game 44: Xavier (#10 Seed) vs. Baylor (#3 Seed), 2012 NCAA Tournament Regional Semifinal, Friday, March 23 at Georgia Dome (Atlanta, Ga.)**

**Xavier (70)** – Dezmine Wells 1-6 0-0 2, Andre Walker 0-2 0-0 0, Kenny Frease 7-10 4-5 18, Mark Lyons 5-15 6-9 16, Tu Holloway 6-13 9-10 22, Dee Davis 1-1 0-0 2, Brad Redford 0-0 0-0 0, Justin Martin 2-4 0-0 6, Jeff Robinson 2-4 0-0 4, Travis Taylor 0-1 0-0 0, **Totals 24-56 19-24 70**

**Baylor (75)** – Quincy Acy 8-11 4-4 20, Quincy Miller 3-7 0-0 6, Perry Jones III 7-8 0-0 14, Brady Heslip 3-7 4-4 11, Pierre Jackson 5-12 3-4 16, Deuce Bello 0-2 1-2 1, A.J. Walton 1-4 0-0 2, Cory Jefferson 0-1 0-0 0, Anthony Jones 2-5 0-0 5, **Totals 29-57 12-14 75**

**Halftime** – Xavier 29, Baylor 36, Fouled Out – Walton (Baylor), Rebounds – Xavier 29 (Wells 5, Martin 5), Baylor 35 (Acy 15, Jones III 5), Assists – Xavier 10 (Holloway 3, Lyons 2, Walker 2), Baylor 21 (Jackson 10, Walton 5). 3-Point-FG – Xavier 3-15 (Wells 0-2, Walker 0-1, Lyons 0-4, Holloway 1-5, Martin 2-3), Baylor 5-15 (Miller 0-2, Heslip 1-3, Jackson 3-7, Walton 0-1, Jones 1-2), Total Fouls – Xavier 15, Baylor 17. Technical Fouls – None, A - 24,731



Tu Holloway helped Xavier reach four NCAA Tournaments during his four-year career, including three Sweet 16 appearances. He came up big at the end of the 2012 win over Notre Dame.

## XAVIER CAREER HIGH POINT TOTALS IN NCAA TOURNAMENT

160	Romain Sato	*8
	(nine games: 2001-04)	7
154	Lionel Chalmers	*7
	(nine games: 2001-04)	6

## MOST NCAA TOURNAMENT WINS

8	Jason Love (2007-10)
7	Dante' Jackson (2008-11)
6	Joe Hughes (2008-11)
6	Tu Holloway (2008-12)
6	Kenny Frease (2008-12)
6	B.J. Raymond (2006-09)
*6	Derrick Brown (2007-09)
* includes at least one DNP but was on active roster	

## MOST NCAA TOURNAMENT GAMES PLAYED

*11	Jason Love (2007-10)
11	Dante' Jackson (2008-11)
10	B.J. Raymond (2006-09)
10	Tu Holloway (2008-12)
10	Kenny Frease (2008-12)
9	Derrick Brown (2007-09)
9	Romain Sato (2001-04)
9	Lionel Chalmers (2001-04)
* includes at least one DNP but was on active roster	

## XAVIER SINGLE GAME NCAA TOURNAMENT SCORING HIGHS

PTS.	XAVIER PLAYER (Opponent)	SITE	DATE
32	Jordan Crawford vs. Kansas State	EnergySolutions Arena	3-25-10
31	Lionel Chalmers vs. Mississippi State	TD Waterhouse Centre	3-21-04
29	Tyrone Hill vs. Kansas State	Hoosier Dome	3-16-90
29	Byron Larkin vs. Missouri	Hoosier Dome	3-12-87
28	Jordan Crawford vs. Minnesota	Bradley Center	3-19-10
28	Romain Sato vs. Oklahoma	American Airlines Center	3-17-02
27	Jordan Crawford vs. Pittsburgh	Bradley Center	3-21-10
27	Derek Strong vs. Texas	Reunion Arena	3-22-90
26	Tu Holloway vs. Kansas State	EnergySolutions Arena	3-25-10
26	Josh Duncan vs. West Virginia	U.S. Airways Center	3-27-08
25	Tu Holloway vs. Notre Dame	Greensboro Coliseum	3-16-12
25	Kenny Frease vs. Lehigh	Greensboro Coliseum	3-18-12
25	Justin Cage vs. Ohio State	Rupp Arena	3-17-07
25	Lionel Chalmers vs. Louisville	TD Waterhouse Centre	3-19-04

## XAVIER SINGLE GAME NCAA TOURNAMENT REBOUNDING HIGHS

REB.	XAVIER PLAYER (Opponent)	SITE	DATE
16	Derrick Brown vs. BYU	Rupp Arena	3-15-07
16	Brian Grant vs. Indiana	Hoosier Dome	3-21-93
15	Jason Love vs. Kansas State	EnergySolutions Arena	3-25-10
15	Tyrone Hill vs. Texas	Reunion Arena	3-22-90
14	Jamel McLean vs. Minnesota	Bradley Center	3-19-10
14	Anthony Myles vs. Mississippi State	TD Waterhouse Centre	3-21-04
14	Derek Strong vs. Texas	Reunion Arena	3-22-90
14	Tyrone Hill vs. Kansas State	Hoosier Dome	3-16-90

## XAVIER SINGLE GAME NCAA TOURNAMENT ASSIST HIGHS

AST.	XAVIER PLAYER (Opponent)	SITE	DATE
9	Drew Lavender vs. Purdue	Verizon Center	3-22-08
9	Jamal Walker vs. Georgetown	Hoosier Dome	3-18-90
9	Jamal Walker vs. Michigan	The Omni	3-17-89
9	Ralph Lee vs. Alabama	Charlotte Coliseum	3-14-86
8	Drew Lavender vs. Ohio State	Rupp Arena	3-17-07
8	Jamal Walker vs. Nebraska	Humphrey Metrodome	3-14-91
7	Lionel Chalmers vs. Troy State	Gaylord Entertainment Center	3-21-03
7	Romain Sato vs. Troy State	Gaylord Entertainment Center	3-21-03

## OPPONENT SINGLE GAME NCAA TOURNAMENT SCORING HIGHS

PTS.	OPPONENT PLAYER (Opponent)	SITE	DATE
35	Adam Morrison (Gonzaga)	Huntsman Center	3-16-06
35	Steve Henson (Kansas State)	Hoosier Dome	3-16-90
32	Travis Mays (Texas)	Reunion Arena	3-22-90
28	Jacob Pullen (Kansas State)	EnergySolutions Arena	3-25-10
28	Charles O'Bannon (UCLA)	The Palace of Auburn Hills	3-15-97
28	Lance Blanks (Texas)	Reunion Arena	3-22-90

## OPPONENT SINGLE GAME NCAA TOURNAMENT REBOUNDING HIGHS

REB.	OPPONENT PLAYER (Opponent)	SITE	DATE
17	DeJuan Blair (Pittsburgh)	TD Banknorth Garden	3-26-09
16	Locksley Collier (Texas)	Reunion Arena	3-22-90
15	Quincy Acy (Baylor)	Georgia Dome	3-23-12
15	Ed Noe (Morehead State)	Kentucky State Fairgrounds	3-14-61
13	Jerome Williams (Georgetown)	Tallahassee/Leon Co. Civic Center	3-17-95

**2013 NCAA BASKETBALL CHAMPIONSHIP****FIRST FOUR****Tuesday and Wednesday, March 19, 20**

University of Dayton Arena (Dayton, Ohio)  
 Host: University of Dayton

**SECOND AND THIRD ROUND SITES****Thursday and Saturday, March 21, 23**

The Palace of Auburn Hills (Auburn Hills, Mich.)  
 Host: Oakland University

Rupp Arena (Lexington, Ky.)  
 Host: University of Kentucky

EnergySolutions Arena (Salt Lake City, Utah)  
 Host: University of Utah

HP Pavilion (San Jose, Calif.)  
 Host: West Coast Conference

**Friday and Sunday, March 22, 24**

Frank Erwin Center (Austin, Texas)  
 Host: University of Texas at Austin

UD Arena (Dayton, Ohio)  
 Host: University of Dayton

Sprint Center (Kansas City, Mo.)  
 Host: Missouri Valley Conference

Wells Fargo Center (Philadelphia, Pa.)  
 Host: Temple University

**REGIONALS****Thursday and Saturday, March 28 and 30****East Regional**

Verizon Center (Washington D.C.)  
 Host: Georgetown University

**West Regional**

Staples Center (Los Angeles, Calif.)  
 Host: Pepperdine University

**Friday and Sunday, March 29 and 31****Midwest Regional**


Lucas Oil Stadium (Indianapolis, Ind.)  
 Host: IUPUI and the Horizon League

**South Regional**

Cowboys Stadium (Arlington, Texas)  
 Host: Big 12 Conference

**FINAL FOUR****Saturday and Monday, April 6 and 8**

Georgia Dome  
 Host: Georgia Institute of Technology



Chris Mack has been a part of 13 NCAA Tournaments, including two as a player and 11 on the coaching staffs at Xavier and Wake Forest. Mack, who has led XU to the NCAA Tournament in all three years as XU's head coach, guided Xavier to the 2010 NCAA Tournament Sweet 16 in his first season as the Musketeer head coach, beating Minnesota and Pittsburgh before losing in double overtime to Kansas State in the Regional Semifinals. Mack led XU to the 2011 NCAA Tournament Second Round and returned XU to the Sweet 16 in 2012 with wins over Notre Dame and Lehigh before losing to Baylor in the Regional Semifinals.



## THE CINDERELLA STORY

As the saying goes, "the third time was a charm" for Xavier and its fans. In 1956 head coach **Ned Wulk** guided the Musketeers to their first-ever National Invitation Tournament appearance, upsetting St. Louis 84-80 in the first round before losing in the Quarterfinals to NIT finalist Dayton 72-68. Wulk brought Xavier back into the NIT in 1957, defeating Seton Hall 85-79 before being eliminated by eventual champion Bradley.

Needless to say, expectations were high heading into the 1957-58 season. First-year head coach **Jim McCafferty**'s team jumped out of the gate with a 10-1 record and accepted an NIT bid at that time.

Then things started to fall apart. XU lost 10 of its last 15 regular season games and was asked by the NIT selection committee if it wished to withdraw from the tourney. McCafferty answered with an emphatic "No!"

This set the stage for Xavier's Cinderella Story, a championship which *Sport* magazine has called "one of the greatest upsets in basketball history." Most people thought the Musketeers' stay in New York would be a short one. They were seeded last.



**Jim McCafferty** led Xavier to the 1958 National Invitation Tournament Championship, giving XU the distinction of being the first university in Ohio to win a major national championship in basketball. There are plenty of trophies and other mementos of that championship in the P. Douglas O'Keefe Xavier Athletic Hall of Fame on the concourse at Cintas Center.

The underdog Musketeers struggled early in their first game, falling behind Niagara 16-3. XU came back to beat Niagara 95-86, and went on to defeat Bradley (72-62) and St. Bonaventure (72-53) on its way to the NIT Championship Game.

Three straight upsets put the Musketeers into the finals against highly-favored Dayton on national television.

**Hank Stein**, who was named Tourney MVP, took control as the game went to overtime tied at 67-all. He helped the Musketeers put together a 7-2 run, giving them a 74-69 advantage. XU held on for a 78-74 win, becoming the first college basketball team in Ohio to win a major national championship.

For the third straight game, Xavier had the hot hand, shooting 53 percent from the field. Stein (23) led the scoring parade while **Ducky Castelle** added 19. Four Musketeers were named to the All-Tournament Team, including MVP Hank Stein. **Joe Viviano**, **Ducky Castelle** and **Tony Olberding** joined Stein as All-NIT selections. The Cinderella Story was complete. It was time for the celebrations.



## THE 1958 ROAD TO THE TITLE

**Xavier vs. Niagara, NIT First Round, Saturday, March 15, 1958 at Madison Square Garden (New York, N.Y.)**

**Xavier (95)** - Joe Viviano 8 10 26, Anthony Olberding 7 1 15, Frank Tartaron 2 0 4, Hank Stein 5 7 17, Bowyer "Ducky" Castelle 7 4 18, Richard Piontek 0 0 0, Al Gundrum 4 7 15, **Totals: 33 29 95**

**Niagara (86)** - Robert Sawyer 2 2 6, Art Johnston 1 0 2, Alex Ellis 12 17 41, Richard Veith 9 3 21, Thomas Mulroy 3 0 6, Robert Tighe 0 0 0, James Maloney 1 2 4, **Totals: 31 24 86**  
Halftime - Xavier 41, Niagara 39, Fouled Out - Tartaron, Piontek, Sawyer, Johnston, Totals: Fouls - Xavier 20, Niagara 21

**Xavier vs. Bradley, NIT Quarterfinal, Tuesday, March 18, 1958 at Madison Square Garden (New York, N.Y.)**

**Xavier (72)** - Joe Viviano 6 2 16, Anthony Olberding 4 5 12, Frank Tartaron 1 0 2, Richard Piontek 2 1 5, Hank Stein 10 3 23, Bowyer "Ducky" Castelle 4 7 15, Albert Gundrum 0 0 0, **Totals: 27 18 72**  
**Bradley (62)** - Barney Cable 3 5 13, Joe Billy McDade 3 1 7, Dick Dhabalt 0 0 0, Curley Johnson 1 0 2, Shellie McMillon 3 2 8, Don Carothers 0 0 0, Bobby Joe Mason 9 5 23, Chuck Sedgwick 1 0 2, Mike Owens 2 0 4, Gene Morse 0 1 1, John Myers 0 0 0, **Totals: 24 14 62**

Halftime - Xavier 26, Bradley 27, Fouled Out - none, Total Fouls - Xavier 14, Bradley 21

**Xavier vs. St. Bonaventure, NIT Semifinal, Thursday, March 20, 1958 at Madison Square Garden (New York, N.Y.)**

**Xavier (72)** - Joe Viviano 2 4 8, Fred Jannott 1 0 2, Anthony Olberding 2 2 6, Bill Middendorf 0 0 0, Frank Tartaron 5 0 10, Richard Piontek 2 2 6, Hank Stein 11 5 27, James Puthoff 0 1 1, Bowyer "Ducky" Castelle 1 0 2, Albert Gundrum 2 2 6, James Dentinger 2 0 4, **Totals: 28 16 72**

**St. Bonaventure (53)** - Ken Fairfield 2 0 4, Mike Schrauth 1 2 4, Sam Stith 1 3 5, Mike Cavaliere 3 2 8, John Connors 7 2 16, Bill Kollander 0 2 2, Don Newhook 1 1 3, Mike Connely 0 0 0, Larry Weise 5 1 11, Lee Fitzpatrick 0 0 0, **Totals: 20 13 53**  
Halftime - Xavier 31, St. Bonaventure 24, Fouled Out - Fairfield, Total Fouls - Xavier 16, St. Bonaventure 19

**Xavier vs. Dayton, NIT Championship, Saturday, March 22, 1958 at Madison Square Garden (New York, N.Y.)**

**Xavier (78)** - Joe Viviano 5 0 10, Anthony Olberding 2 2 6, Richard Piontek 3 0 6, Frank Tartaron 6 2 14, Hank Stein 9 5 23, Bowyer "Ducky" Castelle 8 3 19, **Totals: 33 12 78**

**Dayton (74)** - Arlen Bockhorn 5 0 10, Frank Case 10 1 21, Hank Josefczyk 0 0 0, Harold Bockhorn 0 0 0, Jack McCarthy 9 3 21, Don Lane 6 4 16, Terry Bochohorn 1 4 6, **Totals: 31 12 74**  
Halftime - Xavier 41, Dayton 39, End of Regulation - Xavier 67, Dayton 67, Fouled Out - Tartaron, A. Bockhorn, Case, T. Bockhorn, Total Fouls - Xavier 18, Dayton 20


## DID YOU KNOW ?

Xavier is 15-6 in the postseason National Invitation Tournament.

Xavier reached at least the NIT Quarterfinals in each of its first six appearances.

## XU'S ALL-NIT SELECTIONS

1956	Jim Boothe
1958	Hank Stein (First & MVP)
	Joe Viviano (Second)
	Ducky Castelle (Honorable Mention)
	Tony Olberding (Honorable Mention)
1984	Ralph Lee
1999	Lenny Brown



Lenny Brown scored a career-high 34 points against Oregon in a 1999 NIT game at Madison Square Garden in New York City. That 1999 NIT marked XU's first return to New York for the NIT since the 1958 championship run.

**1946 Indiana State Invitational, Terre Haute, Ind.** – Xavier 64, Southeast Missouri State 49; Xavier 53, Evansville 47; Marshall 58, Xavier 44.

**1950 Ohio Catholic Tournament, Cleveland, Ohio** – Dayton 59, Xavier 51.

**1950 Cincinnati Invitational, Cincinnati, Ohio** – Xavier 74, Morris-Harvey 53; Cincinnati 59, Xavier 48.

**1955 Queen City, Buffalo, N.Y.** – Xavier 84, Niagara 63; Xavier 95, St. Bonaventure 86; Xavier 92, Georgia Tech 67. All-Tourney: Jim Boothe (MVP) and Dave Piontek.

**1956 Queen City, Buffalo, N.Y.** – Minnesota 83, Xavier 76; Xavier 81, Cornell 57. All-Tourney: Jim Boothe.

**1957 Cincinnati Invitational, Cincinnati, Ohio** – Xavier 70, Marshall 68; Cincinnati 79, Xavier 68. All-Tourney: Hank Stein.

**1958 All-College, Oklahoma City, Okla.** – Xavier 68, Oregon 57; Oklahoma City 81, Xavier 54; Bowling Green 92, Xavier 71.

**1959 Hurricane Classic, Miami Beach, Fla.** – Xavier 86, Florida 74; Miami 87, Xavier 69. All-Tourney: Jack Thobe and Bill Kirvin.

**1960 Motor City, Detroit, Mich.** – Colorado State 71, Xavier 65; Xavier 72, Yale 39. All-Tourney: Bill Kirvin.

**1961 University of Kentucky Invitational, Lexington, Ky.** – Kansas State 75, Xavier 67; Tennessee 75, Xavier 70. All-Tourney: Frank Pinchback.

**1962 Sugar Bowl Classic, New Orleans, La.** – Auburn 63, Xavier 57; Mississippi State 75, Xavier 66.

**1963 Queen City, Buffalo, N.Y.** – Xavier 69, Miami (OH) 68; DePaul 86, Xavier 80. All-Tourney: Steve Thomas and Bob Pelkington.

**1964 All-College, Oklahoma City, Okla.** – Xavier 93, LSU 87; Brigham Young 115, Xavier 103; Oklahoma City 90, Xavier 75. All-Tourney: Steve Thomas.

**1965 All-College, Oklahoma City, Okla.** – Wichita State 82, Xavier 81; Xavier 98, Texas A&M 86; Xavier 90, Wyoming 86.

**1966 American Legion Classic, Seattle, Wash.** – Xavier 96, Wyoming 92; Seattle 91, Xavier 79. All-Tourney: Tim O'Connell (MVP).

**1967 All-College, Oklahoma City, Okla.** – Brigham Young 87, Xavier 75; Xavier 101, Idaho State 84; Fordham 81, Xavier 70. All-Tourney: Bob Quick.

**1968 Mobile Classic, Mobile, Ala.** – Xavier 75, West Florida 67; Auburn 75, Xavier 73. All-Tourney: Tom Schlager and Luther Rackley.

**1969 Marshall Invitational, Huntington, W.Va.** – Xavier 75, NYU 68; Oklahoma 101, Xavier 89. All-Tourney: Tom Binegar.

**1970 Old Dominion Classic, Norfolk, Va.** – Auburn 86, Xavier 73; Xavier 82, Tulane 66.

**1971 Palmetto Classic, Charleston, S.C.** – Virginia 85, Xavier 65; Air Force 62, Xavier 58.

**1972 Roadrunner Classic, Las Cruces, N.M.** – Southern Illinois 75, Xavier 65; VMI 60, Xavier 59.

**1973 Poinsettia Classic, Greenville, S.C.** – Furman 82, Xavier 70; Delaware 65, Xavier 64. All-Tourney: Mike Plunkett and Jerry Foley.

**1974 All-College, Oklahoma City, Okla.** – Oklahoma City 70, Xavier 68; Wyoming 60, Xavier 57; Xavier 76, Niagara 69.

**1975 Marshall Memorial Invitational, Huntington, W.Va.** – Xavier 78, Marshall 77 (OT); Kent State 79, Xavier 71. All-Tourney: Garry Whitfield and Nick Daniels.

**1976 Brigham Young Cougar Classic, Provo, Utah** – Niagara 46, Xavier 44; Seattle 63, Xavier 61. All-Tourney: Steve Spivery.

**1976 Maryland Invitational, College Park, Md.** – Maryland 84, Xavier 74; Duquesne 86, Xavier 80.

**1977 Bluebonnet Classic, Houston, Texas** – Houston 100, Xavier 75; Xavier 65, Rice 58. All-Tourney: Gary Massa.

**1978 Volunteer Classic, Knoxville, Tenn.** – Xavier 75, Southern Cal 68; Xavier 51, Tennessee 50. All-Tourney: Nick Daniels (MVP).

**1979 Indiana Classic, Bloomington, Ind.** – Indiana 92, Xavier 66; Seton Hall 70, Xavier 67.

**1979 West Virginia Classic, Morgantown, W.Va.** – West Virginia 82, Xavier 65; Xavier 74, Columbia 59.

**1980 Lobo Classic, Albuquerque, N.M.** – Boston University 91, Xavier 84; TCU 57, Xavier 47. All-Tourney: Anthony Hicks.

**1981 Lapchick Tournament, Jamaica, N.Y.** – St. John's 75, Xavier 55; Detroit 72, Xavier 68 (OT).

**1983 Miller High Life Tournament, Tampa, Fla.** – Xavier 77, Niagara 68; Xavier 104, Delaware State 82. All-Tourney: Jeff Jenkins (MVP), John Shimko, and Dexter Bailey.

**1984 Kactus Klassic, Tempe, Ariz.** – Xavier 87, George Washington 79; Arizona State 71, Xavier 67. All-Tourney: Byron Larkin.

**1986 Fleet Basketball Classic, Providence, R.I.** – Tulsa 70, Xavier 60; American 92, Xavier 90 (OT). All-Tourney: Byron Larkin and Stan Kimbrough.

**1988 Dodge NIT, Cincinnati, Ohio** – Xavier 85, Louisville 83; Columbia, MO – Missouri 83, Xavier 71.

**1989 Met Life Classic, San Francisco, Calif.** – Xavier 72, Princeton 65; Xavier 78, San Francisco 62. All-Tourney: Tyrone Hill (MVP) and Derek Strong.

**1992 Daiwa NCAA Ball, Tokyo, Japan** – Xavier 74, Delaware 66; Xavier 99, All-Japan College 57 (exhibition); Xavier 75, Rice 60. All-Tourney: Brian Grant (MVP) and Jamie Gladden.

**1998 Puerto Rico Shootout, San Juan, Puerto Rico** – Pittsburgh 94, Xavier 76; Xavier 74, Colorado 61; San Francisco 82, Xavier 69.

**1999 Great Alaska Shootout, Anchorage, Alaska** – Xavier 81, Louisville 79; Kansas 111, Xavier 70; Xavier 81, Washington 65. All-Tourney: Lloyd Price.

**2002 Preseason NIT, Cincinnati, Ohio** – Xavier 87, Saint Peter's 48; Stanford, CA – Stanford 63, Xavier 62.

**2003 Dell BCA Classic, Cincinnati, Ohio** – Xavier 62, Coppin State 37; Xavier 72, Mercer 58; Xavier 76, Oakland 66. All-Tourney: Lionel Chalmers (MVP) and Romain Sato.

**2006 Paradise Jam, U.S. Virgin Islands** – Xavier 70, Virginia Commonwealth 67; Xavier 71, Villanova 66; Alabama 63, Xavier 56. All-Tourney: Stanley Burrell.

**2007 Chicago Challenge, Cincinnati, Ohio** – Xavier 90, Southeast Missouri State 59; Xavier 98, Coppin State 49.


**Chicago Challenge, Hoffman Estates, Ill.** – Xavier 78, Kent State 65; Xavier 80, Indiana 65; All-Tourney: Co-Tourney MVPs C.J. Anderson and Drew Lavender; All-Tourney: Josh Duncan.

**2008 O'Reilly Auto Parts Puerto Rico Tip-Off, San Juan, Puerto Rico** – Xavier 75, Missouri 71; Xavier 63, Virginia Tech 62 (OT); Xavier 63, Memphis 58. Tourney MVP: C.J. Anderson.


**2009 Old Spice Classic, Lake Buena Vista, Fla.** – Marquette 71, Xavier 61; Xavier 80, Creighton 67; Baylor 69, Xavier 64.

**2010 Paradise Jam, St. Thomas, U.S. Virgin Islands** – Xavier 86, Iowa 73; Xavier 57, Seton Hall 52; Old Dominion 67, Xavier 58; All-Tourney: Tu Holloway.

**2011 Hawaiian Airlines Diamond Head Classic, Honolulu, Hawaii** – Long Beach State 68, Xavier 58; Hawaii 84, Xavier 82 (OT); Xavier 87, Southern Illinois 77.



Jamie Gladden was named to the All-Tournament Team his senior year at the 1992 Daiwa NCAA Ball Tournament in Tokyo, Japan. Gladden was a four-year starter and star, including as a freshman on XU's 1990 NCAA Sweet 16 team.



Nick Daniels was the Tournament MVP as XU captured the championship of the 1978 Volunteer Classic.



C.J. Anderson earned Tournament MVP honors of the 2008 Puerto Rico Tip-Off and the 2007 Chicago Invitational Challenge. Jordan Crawford (lower left) was on that 2007-08 IU team that XU beat to win the Chicago Invitational Challenge.



**A**

Peter Accetta, 75  
John Albrinck, 57  
Walter Allen, 67  
\*Robert Alston, 51  
\*Douglas Alt, 72  
**Landen Amos, 12**  
\*C.J. Anderson, 09  
David Anderson, 81  
\*Sherwin Anderson, 97  
Jon Andre, 74  
Louis Arnzen, 30  
Perry Ashley, Jr., 70

**B**

Dexter Bailey, 84  
Donald Bailey, 37  
Kyle Ballinger, 00  
J.D. Barnett, 88  
James Barons, 02  
Joseph Bartlett, 31  
Frank Barton, 58  
William Bechtold, 23  
Paul Beckman, 40  
Paul Beckwith, 32  
Richard Bell, 68  
Robert Benjamin, 49  
Richard Berning, 53  
Thomas Binegar, 72  
Edward Bissmeyer, 49  
Russell Blossom, 72  
John Boehle, 57  
Cyril Bolger, 32  
Donald Bolton, 50  
\*James Boothe, 57  
James Bothen, 66  
Joseph Bowman, 86  
Richard Boxwell, 52  
Torrage Braggs, 98  
Maurice Brantley, 92  
Richard Bray, Jr., 27  
Mark Brinkman, 77  
Tyson Brit, 96  
Charles Bronson, 08  
Alvin Brown, 02  
\*Derrick Brown, 09  
\*Lenny Brown, 99  
Phillip Bucklew, 36  
Herbert Budde, 53  
Edward Burns, 28  
Stanley Burrell, 08  
Jerry Butler, 90  
\*Reggie Butler, 01

**C**

William Cady, 51  
Justin Cage, 07  
John Cahill, 56  
Paul Cain, 29  
Ryan Caldwell, 03  
Dexter Campbell, 88  
Jay Canty, 11  
Touissant Careathers, 99  
\*Kevin Carr, 97  
\*Donald Carroll, 39  
\*Bowyer Castelle, 61  
Vince Catarella, 99  
Will Caudle, 06  
Timothy Chadwell, 80  
Lionel Chalmers, 04  
Keenan Christiansen, 06  
Thomas Clines, 28  
Brandon Cole, 07

Anthony Coleman, 02  
James Coleman, 35  
Boubacar Coly, 06  
Tom Compton, 04  
Thomas Condon, 82  
Walter Corbean, 86  
Bennett Cooper, Jr., 70  
Daniel Corbett, 33  
William Cosgrove, 48  
Stuart Courchaine, 58  
Earl Cowell, Jr., 62  
Dennis Crane, 66  
Jordan Crawford, 10  
\*James Cushing, 23

**D**

Terry Daniels, 79  
Donald Darby, 70  
\*Thomas Daugherty, 30  
\*Michael Davenport, 91  
**Dee Davis, 12**  
Herb Davis, 25  
\*Robert Dean, 51  
Timothy Deardorff, 73  
Matthew Deboor, 55  
Thomas Dee, 78  
Gary Deidrick, 75  
Arthur DelConte, 59  
James Dentinger, 59  
Robert Dickman, 53  
Justin Doellman, 07  
John Donlin, 39  
\*Andrew Donnelly, 86  
\*Donald Donovan, 47  
\*Patrick Donovan, 38  
William Donovan, 52  
Joseph Dooley, 69  
Greg Dougan, 12  
James Douglas, 85  
Broderick Dow, 81  
James Doyle, 37  
Gerald Drew, 63  
Steven Drew, 84  
Stephen Duckett, 09  
Josh Duncan, 08

**E**

\*Jonathan Eck, 73  
Erik Edwards, 94  
Robert Egbers, 31  
Robert Einhaus, 67  
Mark Emerson, 55  
\*James Enright, 63  
Stan Ense, 43  
Anthony Espelage, 50

**F**

Kevin Feeney, 11  
Wilbert Ferguson, 38  
Dedrick Finn, 06  
Victor Fleming, 84  
Jerome Foley, 75  
Lawrence Foley, 47  
Raymond Foos, 50  
Carl Foster, 68  
Fred Foster, 65  
James Franklin, 74  
Kenny Frease, 12  
Cornelius Freeman, 58  
\*Thomas Freppon, 64  
Heron Frey, 49  
Kevin Frey, 02  
Robert Fullarton, 73

**G**

William Gates, Jr., 42  
\*Joseph Geiger, 64  
James Gels, 66  
Steve Gentry, 94  
Fred Geraci, 46  
\*Albert Geselbracht, 40  
\*Jamie Gladden, 93  
Stanley Glaser, 58  
Walter Gorka, 69  
John Gorman, 68  
Bradford Graff, 74  
\*Brian Grant, 94  
Adrian Graves, 08  
Leroy Greenidge, 86  
John Gremminger, 50  
Norman Grevey, 52  
Joseph Gromada, 71  
James Gruber, 67  
David Guenther, 62  
Albert Gundrum, 60

**H**

Dale Haarman, 77  
James Haffner, 62  
Christopher Hall, 70  
Jon Hanley, 83  
Obi Harris, 00  
\*Richard Harris, 86  
\*William Hart, 23  
Ken Harvey, 97  
\*Michael Hawkins, 95  
\*Robert Heim, 54  
Robert Heiny, 50  
\*Jerome Helmers, Jr., 72  
James Hengehold, 67  
David Heskamp, 66  
James Hess, 68  
Thomas Hext, 66  
\*Anthony Hicks, 83  
Tyrone Hill, 90  
David Hils, 54  
Martin Hils, 60  
William Hoffer, 51  
\*Charles Hofmann, 55  
Herm Hohnhorst, 48  
Leslie Holbrook, 66  
George Hollenstein, Jr., 63  
\*Dwight Hollins, 81  
Tu Holloway, 12  
Albert Howe, Jr., 39  
Shannon Howell, 91  
Anthony Hubbard, 77  
Joe Hughes, 11

**I**

Frederick Irwin, 64  
**J**  
Danté Jackson, 11  
\*Keith Jackson, 05  
Joseph Jacobs, 50  
Robert Janca, 52  
Frederick Jannott, Jr., 60  
Jeff Jenkins, 84  
Andre Johnson, 02  
Brian Johnson, 96  
Eddie Johnson, 86  
\*Tavares Johnson, 98  
Paul Jones, 83  
\*Kenneth Jordan, 34

**K**

James Kartholi, 50  
Charles Kegler, 62  
John Kelley, 86  
\*Joseph Kelly, 27  
Michael Kelsey, 71  
\*Patrick Kelsey, 98  
William Kenney, 60  
James Kervan, 60  
\*Stan Kimbrough, 89  
Robert King, 28  
Robert King, 79  
\*William Kirvin, 62  
Edward Kluska, 40  
Eric Knop, 93  
Paul Kobussen, 69  
Robert Koester, 90  
\*John Koprowski, 37  
Richard Korb, 51  
James Kramer, 49  
Charles Kromer, 71  
James Kromer, 97  
\*Robert Krueer, 43  
Joseph Kruse, 37  
Frank Kucia, 38

**L**

James Lacey, 68  
Ronald Laker, 76  
Paul Langemeier, 51  
\*Byron Larkin, 88  
Jordan Latham, 11  
Drew Lavender, 08  
\*Ralph Lee, 86  
John Leugers, 50  
P.G. Litzinger, 41  
John Loeffler, 65  
Jason Love, 10  
Dupree Lucas, 05  
\*Gary Lumpkin, 99  
Mark Lyons, 12  
Jerry Luttenegger, 66  
David Lynch, 67

**M**

\*John Macel, 68  
\*Christopher Mack, 93  
Jack MacKenna, 36  
George Maher, 38  
Mark Maher, Jr., 56  
Thomas Malone, 60  
Paul Margerum, 54  
**Justin Martin, 12**  
Ronald Martin, 65  
Marcus Mason, 01  
\*Gary Massa, 81  
\*Jeff Massey, 95  
Paul Matsen, 73  
Johnny Mazza, 11  
\*Maurice McAfee, 01  
Walt McBride, 86  
Tom McCafferty, 47  
Michael McCall, 77  
James McCown, 51  
Stan McCoy, 77  
Leo McDermott, 63  
Thomas McDevitt, 58  
Charles McEvoy, 38  
Arthur McGivern, 69  
\*Andrew McGrath, 28  
Brandon McIntosh, 01  
Griffin McKenzie, 12  
Jamel McLean, 11

Michael McMahon, 63  
\*Malcolm McMullen, 50  
\*Joseph McNeil, 65  
Richard McQuade, 50  
Robert McQuade, 50  
\*Frank Mercurio, 33  
Richard Metz, 66  
Ken Meyer, 83  
William Middendorf, 60  
David Minor, 90  
Joseph Mitchell, Jr., 63  
Thomas Mitchell, 55  
John Moher, 57  
Benjamin Monhollen, 61  
\*Arthur Morthorst, 50  
Raymond Mueller, 64  
Robert Mulligan, 43  
Leo Murray, 97  
Chester Mutryn, 43  
Anthony Myles, 04

**N**

Roy Neary, 39  
\*Ronald Nicolai, 61  
Jack Nieser, 47  
William Nixon, 50  
Brad Noble, 85  
\*John Noppenberger, 20

**O**

Richard Oberting, 48  
Fred O'Brien, 55  
Paul O'Brien, 51  
James O'Connell, 56  
\*Timothy O'Connell, 68  
John O'Hara, 43  
Aaron O'Leary, 98  
Churchill Odia, 05  
Anthony Olberding, 58

**P**

Maurice Palo, 56  
Anthony Palumbo, 58  
\*Joseph Pangrazio, Jr., 68  
James Pardi, 56  
Colin Parker, 91  
Terrance Payne, 98  
Dave Payton, 79  
\*Bob Pelkington, 63  
Steven Penhorwood, 74  
\*Hal Pennington, 34  
Paul Perrine, 43  
Robert Petroski, 73  
James Phelan, 53  
Charles Phillips, 60  
James Phillips, 31  
Leo Phillips, 59  
Richard Piening, 69  
Franklin Pinchback, 62  
Dave Piontek, 56  
Richard Piontek, 60  
Michael Plunkett, 76  
Stephen Poppe, 71  
\*James Posey, 99  
George Potts, 63  
Mark Poynter, 93  
Lloyd Price, 01  
Ronald Protz, 59  
James Puthoff, 59  
William Puttman, 41  
Ambrose Puttmann, Jr., 31

**Q**

\*Robert Quick, 68  
Jerry Quinlan, 42

**R**

Luther Rackley, 69  
Sydney Raeford, 89  
Michael Ramey, 88  
\*B.J. Raymond, 09  
Richard Reeder, 70  
**Brad Redford, 12**  
James Renforth, 87  
\*George Reynolds, 26  
Brandon Rice, 06  
Ralph Richter, 79  
Edward Riechman, Jr., 62  
Harry Rieckelman, III, 72  
Michael Riesser, 70  
James Rippe, 75  
\*Bertrand Robben, 42  
Richard Robers, 39  
Demetrius Robertson, 99  
**Jeff Robinson, 12**  
Thomas Rohling, 69  
Theodore Rombach, 67  
DeWaan Rose, 95  
\*Donald Ruberg, 51  
William Russ, 38

**S**

Leo Sack, 36  
\*Robert Sack, 33  
Lin Sahlfeld, 43  
Terry Sain, 78  
Thomas Saint John, 54  
Romain Sato, 04  
Thomas Schlager, 69  
Donald Schlosser, 68  
Peter Schmeling, 62  
Irvin Schmidt, 56  
Richard Schneider, 56  
Joseph Schoenfeld, 81  
Howie Schueller, 50  
James Scully, 50  
Pete Sears, 95  
Philip Sheridan, 37  
\*John Shimko, 84  
Terrence Sillies, 71  
\*Thomas Simms, 53  
Adam Simons, 07  
Thomas Skaleski, 74  
Andre Smith, 95  
Angelo Smith, 03  
\*Eugene Smith, 52  
Mark Smydra, 96  
Steve Spivery, 79  
Francis Stahl, 58  
John Stasio, 65  
William Steenzen, 50  
\*Henry Stein, Jr., 59  
\*George Sterman, 29  
\*James Stout, 31  
Derek Strong, 90  
Joseph Sunderman, 79  
John B. Sweeney, 40  
\*Russell Sweeney, 36  
Larry Sykes, 95

**T**

\*Francis Tartaron, Jr., 58  
Andrew Taylor, 11  
Kyle Taylor, 87  
**Travis Taylor, 12**  
Dan Tehan, 28

\*R. Edward Tepe, 61  
R. Edward Tepe, 30  
William Tepe, 36  
Matt Terpening, 98  
John Tetens, 43  
Richard Thies, 70  
\*Jack Thobe, 62  
\*Brian Thornton, 06  
\*Stephen Thomas, 66  
J.W. Thumann, Sr., 42  
Ray Tomlin, 57  
\*John Tracy, 32  
Aaron Turner, 00  
Nate Turner, 98

**V**

Kevin Varda, 98  
James Vaughan, 42  
William Veith, 57  
\*Joseph Viviano, 59  
\*Louis Vonderbrink, 56

**W**

Andre Walker, 12  
Archie Walker, 80  
\*Jamil Walker, 91  
Keith Walker, 80  
\*Tyrice Walker, 94  
Brian Walsh, 10  
John Walter, 56  
Lou Walther, 49  
Jack Wambach, 67  
Conny Warren, Jr., 73  
Kevin Wymire, 07  
Nicholas Weiler, 40  
Richard Weiskittel, 24  
Dzmine Wells, 12  
Gerald Wessels, 59  
David West, 03  
Garry Whitfield, 77  
\*Jacob Wiener, 26  
John Wiethe, 34  
Bernard Wilhelm, 32  
Clifford Wilke, 51  
Aaron Williams, 93  
Bryan Williams, 67  
\*Darnell Williams, 00  
Jaison Williams, 02  
John Williams, 28  
Kelly Williamson, 87  
Charles Willis, 74  
\*Dwayne Wilson, 93  
Mark Wilson, 76  
Walter Winston, 91  
Andrew Witte, 82  
Johnny Wolf, 07  
Marty Wolf, 79  
\*Steve Wolf, 83

**Y**

Dave Young, 02

**Z**

\*John Zeides, 69  
Anthony Zych, 69

The asterisk designation before a name indicates that particular player was a captain or co-captain for the Musketeers. The number indicates the last season that the player earned a letter at Xavier.





# INDIVIDUAL RECORDS

## Most Points

Game	50	Steve Thomas (vs. Detroit)	1-6-64
	47	David West (vs. Dayton)	2-8-03
	45	Byron Larkin (vs. Loyola of Chicago)	2-28-86
	45	Steve Thomas (vs. Cincinnati)	3-4-64
	45	Gene Smith (vs. Georgetown, Ky.)	1-12-52
Season	792	Byron Larkin	1986-87
	779	Steve Thomas	1963-64
	758	Byron Larkin	1987-88
Career	2,696	Byron Larkin	1984-88
	2,132	David West	1999-2003
	2,005	Romain Sato	2000-04
	2,003	Tyrone Hill	1986-90
	1,885	Lenny Brown	1995-99

## Highest Point Average

Season	30.0	Steve Thomas	1963-64
	*28.9	Steve Thomas	1964-65
	25.3	Byron Larkin	1987-88
Career	23.6	Steve Thomas	1962-66
	22.3	Byron Larkin	1984-88
	21.0	Bob Quick	1965-68

\*Not official record since he played only 14 games.

## Most Points in a Game at Cintas Center

	47	David West (vs. Dayton)	2-8-03
--	----	-------------------------	--------

## Most Points in a Game Away From Home

	45	Byron Larkin (vs. Loyola of Chicago)	2-28-86
--	----	--------------------------------------	---------

## Most Rebounds

Game	31	Bob Pelkington (vs. St. Francis Pa.)	2-18-64
	28	Corny Freeman (three times)	1956-57
Season	*567	Bob Pelkington	1963-64
	*526	Corny Freeman	1956-57
	454	Bob Pelkington	1962-63

\*Indicates led nation in rebounding.

Career	1,380	Tyrone Hill	1986-90
	1,325	Bob Pelkington	1961-64
	1,308	David West	1999-2003
	1,080	Brian Grant	1990-94

## Highest Rebound Average

Season	*21.8	Bob Pelkington	1963-64
	*18.8	Corny Freeman	1956-57
	16.2	Bob Pelkington	1962-63

\*Indicates led nation in rebounding.

Career	16.6	Bob Pelkington	1961-64
	12.7	Luther Rackley	1966-69
	12.1	Dave Piontek	1953-56
	12.0	Bob Quick	1965-68

## Most Assists

Game	18	Keith Walker (vs. Detroit)	2-7-80
	15	Tu Holloway (vs. La Salle)	2-22-11
	15	Ralph Lee (vs. Loyola of Chicago)	2-28-86
	15	Dave Lynch (vs. St. Francis, Pa.)	1-15-66
Season	251	Ralph Lee	1985-86
	199	Ralph Lee	1984-85
	196	Jamal Walker	1989-90
Career	699	Ralph Lee	1982-86
	639	Jamal Walker	1987-91
	550	Tu Holloway	2008-12
	496	Keith Walker	1976-80

## Most Steals

Game	9	James Posey (vs. Fordham)	1-10-98
	8	Jamal Walker (vs. Fordham)	1-5-91
	8	Stan Kimbrough (vs. Louisville)	11-18-88
	8	Anthony Hicks (vs. Butler)	2-2-82
	8	Keith Walker (vs. Valparaiso)	2-17-79
Season	102	James Posey	1998-99
	81	Lenny Brown	1997-98
	79	Nick Daniels	1977-78
	69	Stan Kimbrough	1988-89
	63	James Posey	1997-98
	63	Byron Larkin	1987-88
	62	Lenny Brown	1996-97
	62	Lenny Brown	1998-99
Career	242	Lenny Brown	1995-99
	226	Anthony Hicks	1979-83
	214	James Posey	1996-99
	202	Nick Daniels	1975-79

## Most Blocks

Game	8	David West (vs. Coastal Carolina)	11-17-01
	7	David West (at Rhode Island)	1-23-02
	7	David West (at La Salle)	2-25-01
	7	Dave Payton (vs. Southwestern of Memphis)	2-26-78
	7	Aaron Williams (vs. Loyola of Chicago)	2-6-90
	6	David West (vs. George Washington)	2-3-01
	6	Reggie Butler (vs. Eastern Kentucky)	11-22-00
	6	Aaron Williams (vs. Mt. St. Mary's)	11-24-90
	6	Brian Grant (vs. George Washington)	2-12-94
	6	James Posey (vs. Temple)	2-14-99
Season	80	David West	2001-02
	61	David West	2000-01
	57	Aaron Williams	1990-91
	57	Aaron Williams	1991-92
	55	Aaron Williams	1992-93
Career	228	David West	1999-2003
	197	Aaron Williams	1989-93
	140	Justin Doellman	2003-07
	130	Kenny Frease	2008-12
	127	Jason Love	2006-10
	127	Brian Grant	1990-94

## Most Field Goal Attempts

Game	34	Steve Thomas (vs. Detroit)	1-6-64
Season	637	Steve Thomas	1963-64
Career	1,949	Byron Larkin	1984-88

## Most Field Goals Made

Game	18	Steve Thomas (vs. Detroit)	1-6-64
Season	302	Steve Thomas	1963-64
Career	1,022	Byron Larkin	1984-88

## Highest Field Goal Percentage

Season	.654	Brian Grant (223-341)	1992-93
Career (2 years)	.619	Brian Thornton	2004-06
Career (3 or 4 years)	.594	Brian Grant	1990-94

## Most 3-Pt. Field Goals Made

Game	9	Romain Sato (vs. Rhode Island)	2-15-03
	8	Romain Sato (at Rhode Island)	1-13-01
	7	B.J. Raymond (vs. Auburn)	12-3-08
	7	Drew Lavender (vs. Charlotte)	2-3-07
	7	Lionel Chalmers (vs. Fordham)	2-7-04
	7	Romain Sato (vs. Duquesne)	1-30-02
	7	Maurice McAfee (vs. St. Bonaventure in A-10 Trn.)	3-9-00
	7	Jamie Gladden (vs. Wichita State)	12-30-92
	7	Jamie Gladden (vs. Cincinnati)	1-27-93
Season	104	Lenny Brown	1998-99
	101	Lionel Chalmers	2003-04
Career	307	Romain Sato	2000-04
	236	Lenny Brown	1995-99
	235	Lionel Chalmers	2000-04

## Most 3-Pt. Field Goal Attempts

Game	16	Romain Sato (vs. Rhode Island)	2-15-03
	15	Jeff Massey (vs. La Salle)	1-14-95
	15	Jamie Gladden (vs. Butler)	3-7-92
Season	263	Lenny Brown	1998-99
Career	836	Romain Sato	2000-04
	646	Lenny Brown	1995-99

## Highest 3-Pt. Field Goal Percentage (4 Att. Min.)

Game	1.000	Drew Lavender (5-5 at St. Bonaventure)	1-24-07
	1.000	Josh Duncan (5-5 at Charlotte)	2-13-08
Season	.465	Brad Redford (53-114)	2008-09
Career	.435	Jamie Gladden (154-354)	1989-93

## Most Free Throw Attempts

Game	24	Bob Quick (vs. Marquette)	2-26-68
Season	270	Tu Holloway	2010-11
Career	874	David West	1999-2003


## Most Free Throws Made

Game	22	Bob Quick (vs. Marquette)	2-26-68
Season	235	Tu Holloway	2010-11
Career	675	Tu Holloway	2008-12
	662	David West	1999-2003

## Highest Free Throw Percentage

Game	1.000	Tu Holloway (17-17 at Richmond)	1-29-11
Season	*.902	Joe Geiger (74-82)	1961-62
Career	.852	Tu Holloway (675-792)	2008-12

\*Indicates led nation in free throw percentage.



Ralph Lee holds the school record for most assists in a career (699) and the top two single season totals in school history, including a school record 251 in his senior season of 1985-86. Lee is seen here dribbling up court with the old red, white and blue National Invitation Tournament basketball used during the 1984 NIT games at Cincinnati Gardens. XU defeated Ohio State and Nebraska in 1984 at Cincinnati Gardens to advance to the NIT Quarterfinals.

<b>Most Wins</b>		
Career	108	Jason Love ----- 2006-10
	107	Dante' Jackson & Joe Hughes ----- 2007-11
<b>Most Personal Fouls</b>		
Season	123	James Posey ----- 1998-99
Career	419	Tyrone Hill ----- 1986-90
<b>Most Games Played</b>		
	137	Dante' Jackson ----- 2007-11
	137	B.J. Raymond ----- 2005-09
	137	Kenny Frease ----- 2008-12
	134	Tu Holloway ----- 2008-12
	132	Stanley Burrell ----- 2004-08
	132	Justin Doellman ----- 2003-07
	131	Justin Cage ----- 2003-07
	130	Kevin Frey ----- 1998-2002
	130	Romain Sato ----- 2000-04
	128	Josh Duncan ----- 2004-08
	126	Jason Love ----- 2006-10
	126	David West ----- 1999-2003
	126	Tyrone Hill ----- 1986-90
	126	Maurice McAfee ----- 1997-01
<b>Most Starts</b>		
Career	130	Romain Sato ----- 2000-04
	126	David West ----- 1999-2003
<b>Most Consecutive Starts</b>		
Career	130	Romain Sato ----- 2000-04
	126	David West ----- 1999-2003
<b>Most Starts as a Freshman</b>		
	33	David West ----- 1999-2000
<b>Most Double-Doubles in Scoring-Rebounding</b>		
Season	24	Tyrone Hill ----- 1989-90
	22	David West ----- 2002-03
	20	David West ----- 2000-01
	20	Tyrone Hill ----- 1988-89
Career	68	David West ----- 1999-2003
	64	Tyrone Hill ----- 1986-90
<b>Most Consecutive Games with a Double-Double in Scoring-Rebounding</b>		
	10	Tyrone Hill ----- Jan.18-Feb. 22, 1990
	10	David West ----- Jan. 7-Feb. 15, 2003
<b>Most Games Scoring in Double Figures</b>		
Season	34	Jordan Crawford ----- 2009-10
	33	Romain Sato ----- 2003-04
Career	117	Byron Larkin ----- 1984-88
<b>Most Consecutive Games Scoring in Double Figures</b>		
	78	Byron Larkin ----- 1986-88
	56	David West ----- 1999-2003
	42	Stan Kimbrough ----- 1986-89
<b>Most Career 20-Point Plus Games</b>		
	83	Byron Larkin ----- 1984-88
<b>Most Seasons as Team's Leading Scorer</b>		
	4	Byron Larkin ----- 1984-88
<b>Most Seasons as Team's Leading Rebounder</b>		
	4	David West ----- 1999-2003
	4	Brian Grant ----- 1990-94
	4	Tyrone Hill ----- 1986-90
<b>Most Consecutive Field Goals Made</b>		
	16	Josh Duncan ----- 2007-08
<b>Most Consecutive Free Throws Made</b>		
	31	Romain Sato ----- 2003-04
	31	James Posey ----- 1998-99
	30	Bill Kirvin ----- 1959-60
	27	Tu Holloway ----- 2008-09

Bill Kirvin, a member of the Xavier Athletic Hall of Fame, earned a reputation as one of the nation's best free throw shooters. His school record streak of 30 straight free throws made stood for almost 40 years.



## SINGLE GAME INDIVIDUAL RECORDS BY CLASS

### POINTS

#### FRESHMAN:

35, **Darnell Williams**  
vs. Duquesne (2-24-96)  
32, **Stanley Burrell**  
at Duquesne (2-13-05)  
31, **Romain Sato**  
at Rhode Island (1-13-01)

#### SOPHOMORE:

45, **Byron Larkin**  
vs. Loyola (Chicago) (2-28-86)  
34, **Romain Sato**  
vs. George Washington (2-14-02)  
34, **Jerry Helmers**  
vs. Niagara (12-23-69)  
**Tim O'Connell**  
at Memphis State (1-29-66)  
**Steve Thomas**  
vs. St. Bonaventure (3-9-63)

#### JUNIOR:

50, **Steve Thomas**  
vs. Detroit (1-6-64)  
45, **Steve Thomas**  
vs. Cincinnati (3-4-64)

#### SENIOR:

47, **David West**  
vs. Dayton (2-8-03)  
45, **Gene Smith**  
vs. Georgetown (KY) (12-4-52)  
41, **Steve Thomas**  
vs. St. Bonaventure (12-23-64)

### REBOUNDS

#### FRESHMAN:

16, **Derrick Brown**  
vs. BYU (3-15-07)  
**Brian Grant**  
vs. Butler (2-12-91)  
**Romain Sato**  
vs. Samford (11-28-00)

#### SOPHOMORE:

28, **Corny Freeman**  
vs. Minnesota (12-27-56)  
vs. Loyola (MD) (1-31-57)  
at W. Kentucky (2-27-57)

#### JUNIOR:

24, **Bob Pelkington**  
vs. Gannon (12-12-62)  
23, **Tyrone Hill**  
vs. Loyola (Chicago) (2-9-89)  
**Bob Pelkington**  
at Marquette (1-12-63)

#### SENIOR:

31, **Bob Pelkington**  
vs. St. Francis, (PA) (2-18-64)  
30, **Bob Pelkington**  
vs. Canisius (1-28-64)

### ASSISTS

#### FRESHMAN:

11, **Dedrick Finn**  
vs. Rhode Island (2-15-03)  
**Michael Hawkins**  
vs. Fordham (2-26-92)

#### SOPHOMORE:

12, **Jamal Walker**  
vs. Valparaiso (1-7-89)  
**Keith Walker**  
vs. Valparaiso (2-18-78)

#### JUNIOR:

15, **Tu Holloway**  
vs. La Salle (2-22-11)  
**Dave Lynch**  
vs. St. Francis (PA) (1-15-66)

#### SENIOR:

18, **Keith Walker**  
vs. Detroit (2-7-80)

### STEALS

#### FRESHMAN:

6, **Brian Grant**  
vs. Marquette (2-7-91)  
**David West**  
vs. St. Mary's (12-21-99)  
**Lionel Chalmers**  
vs. Miami (11-18-00)

#### SOPHOMORE:

6, **Anthony Hicks**  
vs. Union (12-1-80)

#### JUNIOR:

9, **James Posey**  
vs. Fordham (1-10-98)

#### SENIOR:

8, **Stan Kimbrough**  
vs. Louisville (11-18-88)  
**Jamal Walker**  
vs. Fordham (1-5-91)

### BLOCKED SHOTS

#### FRESHMAN:

7, **Aaron Williams**  
vs. Loyola Chicago (2-6-90)

#### SOPHOMORE:

7, **David West**  
at La Salle (2-15-01)  
6, **Aaron Williams**  
vs. Mount St. Mary's (11-24-90)  
**David West**  
vs. George Washington (2-3-01)

#### JUNIOR:

8, **David West**  
vs. Coastal Carolina (11-17-01)  
7, **David West**  
at Rhode Island (1-23-02)  
**Dave Payton**  
vs. SW of Memphis (2-26-78)

### BLOCKED SHOTS

#### SENIOR:

6, **Brian Grant**  
vs. George Washington (2-12-94)  
**James Posey**  
vs. Temple (2-14-99)

**Reggie Butler**  
vs. Eastern Kentucky (11-22-00)

**Jason Love**  
vs. Dayton (1-16-10)

**Kenny Frease**  
vs. IPFW (11-15-11)



Tu Holloway tied the single game record for a junior with 15 assists in a win over La Salle in the 2010-11 season. Holloway also had 12 points and nine rebounds, falling just one rebound shy of a triple-double. He did record two triple-doubles, though, as a junior in the 2010-11 season, the first player in Xavier history to have more than one career triple-double. His triple-doubles came against Wake Forest and Fordham. Holloway had to switch to a No. 1 replacement jersey for a good part of the Wake win after getting blood on his No. 52 jersey.



# SCORING RECORDS

SEASON	SCORING LEADER	G	FG (3)	FT	TP	AVG.
2011-12	Tu Holloway, G	34	166 (45)	218	595	17.5
2010-11	Tu Holloway, G	32	168 (60)	235	631	19.7
2009-10	Jordan Crawford, G	35	260 (79)	119	718	20.5
2008-09	B.J. Raymond, G	35	167 (84)	76	494	14.1
2007-08	Josh Duncan, F	37	141 (55)	122	459	12.4
2006-07	Justin Doellman, F	34	164 (42)	95	465	13.7
2005-06	Stanley Burrell, G	32	165 (69)	61	460	14.4
	*Brian Thornton, F	21	114 (0)	94	322	15.3
2004-05	Stanley Burrell, G	29	126 (61)	56	369	12.7
2003-04	Lionel Chalmers, G	37	204 (101)	105	614	16.6
2002-03	David West, F	32	213 (9)	209	644	20.1
2001-02	David West, F	32	196 (9)	185	586	18.3
2000-01	David West, F	29	174 (0)	168	516	17.8
1999-00	Maurice McAfee, G	33	155 (89)	98	497	15.1
1998-99	Lenny Brown, G	36	229 (104)	91	653	18.1
1997-98	Darnell Williams, G-F	28	184 (39)	78	485	17.3
1996-97	Lenny Brown, G	29	160 (56)	77	453	15.6
1995-96	Lenny Brown, G	27	111 (28)	88	338	12.5
1994-95	Jeff Massey, G	28	188 (77)	77	530	18.9
1993-94	Brian Grant, C	29	181 (1)	122	485	16.7
1992-93	Brian Grant, C	30	223 (0)	110	556	18.5
1991-92	Jamie Gladden, G	27	201 (50)	73	525	19.4
1990-91	Jamie Gladden, G	32	190 (35)	71	486	15.2
1989-90	Tyrone Hill, F	32	250 (0)	146	646	20.2
1988-89	Tyrone Hill, F	33	235 (0)	155	625	18.9
1987-88	Byron Larkin, G	30	296 (19)	147	758	25.3
1986-87	Byron Larkin, G	32	278 (32)	204	792	24.8
1985-86	Byron Larkin, G	30	261	132	654	21.8
1984-85	Byron Larkin, G	29	187	118	492	17.0
1983-84	Jeff Jenkins, C-F	33	223	115	561	17.0
1982-83	Anthony Hicks, G	30	171	106	448	14.9
1981-82	Anthony Hicks, G	28	226	120	572	20.4
1980-81	Anthony Hicks, G	27	183	85	451	16.7
1979-80	Jon Hanley, F	24	187	68	442	18.4
1978-79	Nick Daniels, G	27	239	95	573	21.2
1977-78	Nick Daniels, G	27	191	68	450	16.7
1976-77	Dale Haarman, F	27	137	85	359	13.3
1975-76	Garry Whitfield, G	26	151	122	424	16.3
1974-75	Mike Plunkett, F	26	172	70	414	15.9
1973-74	Mike Plunkett, F	26	148	68	364	14.0
1972-73	Conny Warren, C-F	26	158	74	390	15.0
1971-72	Bob Fullarton, C	26	149	87	385	14.8
1970-71	Jerry Helmers, F	26	190	125	505	19.4
1969-70	Jerry Helmers, F	24	161	99	421	17.5
1968-69	Luther Rackley, C	26	169	117	455	17.5
1967-68	Bob Quick, F	26	218	179	615	23.7
1966-67	Bob Quick, F	26	181	140	502	19.3
1965-66	Bob Quick, F	26	205	109	519	20.0
1964-65	Bryan Williams, F	24	133	95	344	14.3
	*Steve Thomas, G	14	166	73	405	28.9
1963-64	Steve Thomas, G	26	302	175	779	30.0
1962-63	Steve Thomas, G	28	180	91	451	16.1
1961-62	Jack Thobe, C-F	26	152	75	379	14.6
1960-61	Jack Thobe, C-F	25	177	84	438	17.5
1959-60	Jack Thobe, C-F	26	203	73	479	18.4
1958-59	Joe Viviano, F	25	162	101	425	17.0
1957-58	Joe Viviano, F	30	211	122	544	18.1
1956-57	Corny Freeman, C-F	28	156	122	434	15.5
1955-56	Jim Boothe, G	28	158	146	462	16.5
1954-55	Dave Piontek, C	26	156	127	439	16.9
1953-54	Dave Piontek, C	30	157	124	438	14.6
1952-53	Huck Budde, F	23	174	153	501	21.8
1951-52	Gene Smith, C	24	195	105	495	20.6
1950-51	Gene Smith, C	26	143	75	361	13.9
1949-50	Gene Smith, C	16	104	45	253	15.8
1948-49	Malcolm McMullen, C	26	125	61	311	12.0
1947-48	Art Morthorst, F	32	137	49	323	10.1

\* Had the team's top scoring average but did not play in 75 percent of the games

## "TOP 25" SINGLE SEASON SCORING TOTALS

PLAYER, POSITION	YEAR	G	FGM (3)	FTM	TP	AVG.
1. Byron Larkin, G	86-87	32	278 (32)	204	792	24.8
2. Steve Thomas, G	63-64	26	302	175	779	30.0
3. Byron Larkin, G	87-88	30	296 (19)	147	758	25.3
4. Jordan Crawford, G	09-10	35	260 (79)	119	718	20.5
5. Byron Larkin, G	85-86	30	261	132	654	21.8
6. Lenny Brown, G	98-99	36	229 (104)	91	653	18.1
7. Tyrone Hill, F	89-90	32	250	146	646	20.2
8. David West, F	02-03	32	213 (9)	209	644	20.1
9. Tu Holloway, G	10-11	32	168 (60)	235	631	19.7
10. Tyrone Hill, F	88-89	33	235	155	625	18.9
11. Stan Kimbrough, G	88-89	33	234 (70)	82	620	18.8
12. Bob Quick, F	67-68	26	218	179	615	23.7
13. Lionel Chalmers, G	03-04	37	20 (101)	105	614	16.6
14. James Posey, F	98-99	36	191 (48)	179	609	16.9
15. Romain Sato, G	03-04	37	179 (75)	170	603	16.3
16. Tu Holloway, G	11-12	34	166 (45)	218	595	17.5
17. David West, F-C	01-02	32	196 (9)	185	586	18.3
18. Romain Sato, F	02-03	32	182 (84)	131	579	18.1
19. Nick Daniels, G	78-79	28	239	95	573	21.2
20. Anthony Hicks, G	81-82	28	226	120	572	20.4
21. Jeff Jenkins, C-F	83-84	33	223	115	561	17.0
22. Brian Grant, C	92-93	30	223 (0)	110	556	18.5
23. Joe Viviano, F	57-58	30	211	122	544	18.1
24. Jeff Massey, G	94-95	28	188 (77)	77	530	18.9
25. Jamie Gladden, G	91-92	27	201 (50)	73	525	19.4

## LEADING SCORERS BY CLASS

### FRESHMEN

#### BY TOTAL

Byron Larkin (84-85) 492  
Gary Massa (77-78) 391  
Nick Daniels (75-76) 389  
David West (99-00) 386

#### BY AVERAGE

Byron Larkin (84-85) 17.0  
Nick Daniels (75-76) 15.0  
Gary Massa (77-78) 14.5  
Anthony Hicks (79-80) 12.8

### SOPHOMORES

#### BY TOTAL

Jordan Crawford (09-10) 718  
Byron Larkin (85-86) 654  
Bob Quick (65-66) 519  
David West (00-01) 516

#### BY AVERAGE

Byron Larkin (85-86) 21.8  
Jordan Crawford (09-10) 20.5  
Bob Quick (65-66) 20.0  
Jack Thobe (59-60) 18.4

### JUNIORS

#### BY TOTAL

Byron Larkin (86-87) 792  
Steve Thomas (63-64) 779  
Tu Holloway (10-11) 631  
Tyrone Hill (88-89) 625

#### BY AVERAGE

Steve Thomas (63-64) 30.0  
Byron Larkin (86-87) 24.8  
Anthony Hicks (81-82) 20.4  
Tu Holloway (10-11) 19.7


### SENIORS

#### BY TOTAL

Byron Larkin (87-88) 758  
Lenny Brown (98-99) 653  
Tyrone Hill (89-90) 646  
David West (02-03) 644

#### BY AVERAGE

Byron Larkin (87-88) 25.3  
Bob Quick (67-68) 23.7  
Huck Budde (52-53) 21.8  
Nick Daniels (78-79) 21.2



Steve Thomas, who scored a school-record 30.0 ppg. as a junior, scored a school-record 50 points in a 121-113 win over Detroit on January 6, 1964 in Schmidt Fieldhouse.

# REBOUNDING RECORDS

SEASON	REBOUND LEADER	G	NO.	AVG.
2011-12	Kenny Frease, C	36	219	6.1
2010-11	Jamel McLean, F	31	261	8.4
2009-10	Jason Love, F-C	35	305	8.7
2008-09	Derrick Brown, F	35	212	6.1
2007-08	Derrick Brown, F	37	242	6.5
2006-07	Justin Doellman, F	34	188	5.5
2005-06	Justin Doellman, F	32	215	6.7
2004-05	Justin Doellman, F	29	173	6.0
2003-04	Romain Sato, G	37	297	8.0
2002-03	David West, F	32	378	11.8
2001-02	David West, F	32	313	9.8
2000-01	David West, F	29	316	10.9
1999-00	David West, F	33	301	9.1
1998-99	James Posey, F	36	322	8.9
1997-98	James Posey, F	30	253	8.4
1996-97	James Posey, F	29	226	7.8
1995-96	T.J. Johnson, F	28	189	6.8
1994-95	Larry Sykes, C-F	27	291	10.8
1993-94	Brian Grant, C	29	287	9.9
1992-93	Brian Grant, C	30	283	9.4
1991-92	Brian Grant, C	26	237	9.1
1990-91	Brian Grant, C	32	273	8.5
1989-90	Tyrone Hill, F	32	402	12.6
1988-89	Tyrone Hill, F	33	403	12.2
1987-88	Tyrone Hill, F	30	314	10.5
1986-87	Tyrone Hill, F	31	261	8.4
1985-86	Eddie Johnson, C	30	202	6.7
1984-85	Walt McBride, G-F	29	159	5.5
1983-84	Dexter Bailey, F	33	192	5.8
1982-83	Dexter Bailey, F	29	194	6.7
1981-82	Dexter Bailey, F	28	211	7.5
1980-81	Dwight Hollins, F	28	139	5.0
1979-80	David Anderson, C	26	198	7.6
1978-79	Joe Sunderman, C	20	171	8.6
1977-78	Steve Spivery, F-C	26	209	8.0
1976-77	Steve Spivery, F-C	27	214	7.9
1975-76	Nick Daniels, G-F	26	185	7.1
	Dale Haarman, F	26	185	7.1
1974-75	Mike Plunkett, F	26	216	8.3
1973-74	Mike Plunkett, F	26	182	7.0
1972-73	Conny Warren, C-F	26	296	11.4
1971-72	Conny Warren, C-F	26	283	10.9
1970-71	Conny Warren, C-F	22	139	6.3
1969-70	Jerry Helmers, F	24	202	8.4
1968-69	Luther Rackley, C	26	363	14.0
1967-68	Bob Quick, F	26	365	14.0
1966-67	Luther Rackley, C	26	328	12.6
1965-66	Bob Quick, F	26	301	11.6
1964-65	Ben Cooper, C	16	209	13.1
1963-64	*Bob Pelkington, C	26	567	21.8
1962-63	Bob Pelkington, C	28	454	16.2
1961-62	Bob Pelkington, C	26	304	11.7
1960-61	Jack Thobe, C-F	25	267	10.7
1959-60	Jack Thobe, C-F	26	260	10.0
1958-59	Rich Piontek, F	19	200	10.5
1957-58	Joe Viviano, F	30	378	12.6
1956-57	*Corny Freeman, C-F	28	526	18.8
1955-56	Dave Piontek, C-F	26	399	15.3
1954-55	Dave Piontek, C-F	26	295	11.3
1953-54	Chuck Holmann, C-F	30	331	11.0
1952-53	Huck Budde, F	23	233	10.1

\*Led Nation

## "TOP 25" SINGLE SEASON REBOUNDING LEADERS

PLAYER, POSITION	YEAR	G	REB.	AVG
1. Bob Pelkington, C *	63-64	26	567	21.8
2. Corny Freeman, C-F *	56-57	28	526	18.8
3. Bob Pelkington, C	62-63	28	454	16.2
4. Tyrone Hill, F	88-89	33	403	12.2
5. Tyrone Hill, F	89-90	32	402	12.6
6. Dave Piontek, C-F	55-56	26	399	15.3
7. David West, F	02-03	32	378	11.8
Joe Viviano, F	57-58	30	378	12.6
9. Bob Quick, F	67-68	26	365	14.0
10. Luther Rackley, C	68-69	26	363	14.0
11. Chuck Hofmann, C-F	53-54	30	331	11.0
12. Luther Rackley, C	66-67	26	328	12.6
Derek Strong, C	89-90	33	328	9.9
14. James Posey, F	98-99	36	322	8.9
15. David West, F	00-01	29	316	10.9
16. Tyrone Hill, F	87-88	30	314	10.5
17. David West, F-C	01-02	32	313	9.8
18. Jason Love, F-C	09-10	35	305	8.7
19. Bob Pelkington, C	61-62	26	304	11.7
20. Bob Quick, F	65-66	26	301	11.6
Dave Piontek, C-F	53-54	30	301	10.0
David West, F	99-00	33	301	9.1
23. Romain Sato, G	03-04	37	297	8.0
24. Conny Warren, C-F	72-73	26	296	11.4
25. Dave Piontek, C-F	54-55	26	295	11.3

\*Led Nation

## LEADING REBOUNDERS BY CLASS

### FRESHMEN

#### BY TOTAL

David West (99-00) 301  
 Brian Grant (90-91) 273  
 Tyrone Hill (86-87) 261  
 Nick Daniels (75-76) 185

#### BY AVERAGE

David West (99-00) 9.1  
 Brian Grant (90-91) 8.5  
 Tyrone Hill (86-87) 8.4  
 Nick Daniels (75-76) 7.1

### SOPHOMORES

#### BY TOTAL

Corny Freeman (56-57) 526  
 Luther Rackley (66-67) 328  
 David West (00-01) 316  
 Tyrone Hill (87-88) 314

#### BY AVERAGE

Corny Freeman (56-57) 18.8  
 Luther Rackley (66-67) 12.6  
 Bob Pelkington (61-62) 11.7  
 Bob Quick (65-66) 11.6

### JUNIORS

#### BY TOTAL

Bob Pelkington (62-63) 454  
 Tyrone Hill (88-89) 403  
 Joe Viviano (57-58) 378  
 Chuck Hofmann (53-54) 331

#### BY AVERAGE

Bob Pelkington (62-63) 16.2  
 Joe Viviano (57-58) 12.6  
 Dave Piontek (54-55) 11.3  
 Chuck Hofmann (53-54) 11.0

### SENIORS

#### BY TOTAL

Bob Pelkington (63-64) 567  
 Tyrone Hill (89-90) 402  
 Dave Piontek (55-56) 399  
 David West (02-03) 378

#### BY AVERAGE

Bob Pelkington (63-64) 21.8  
 Dave Piontek (55-56) 15.3  
 Bob Quick (67-68) 14.0  
 Luther Rackley (68-69) 14.0



Tyrone Hill, Xavier's all-time leading rebounder, led XU in rebounding for four straight seasons. He then went on to enjoy a 14-year NBA career.

## CAREER REBOUND LEADERS

PLAYER, POSITION	G	NO.	AVG.	SEASONS
1. Tyrone Hill, F	126	1,380	11.0	1986-90
2. Bob Pelkington, C	80	1,325	16.6	1961-64
3. David West, F	126	1,308	10.4	1999-03
4. Brian Grant, C	117	1,080	9.2	1990-94
5. Dave Piontek, C-F	82	995	12.1	1953-56
6. Bob Quick, F	78	939	12.0	1965-68
7. Joe Viviano, F	83	906	10.9	1956-59
8. Romain Sato, G	130	892	6.9	2000-04
9. Derek Strong, C	96	805	8.4	1987-90
10. James Posey, F	95	801	8.4	1996-99
11. Luther Rackley, C	59	750	12.7	1966-69
12. Jason Love, F-C	126	734	5.8	2006-10
13. Dexter Bailey, F	118	730	6.2	1980-84
14. Kenny Frease, C	137	723	5.3	2008-12
15. Conny Warren, C-F	74	718	9.7	1970-73
Jack Thobe, C-F	77	718	9.3	1959-62
17. Aaron Williams	117	713	6.1	1989-93
18. Kevin Frey, F	130	710	5.5	1998-02
19. Justin Doellman, F	132	708	5.4	2003-07



SEASON	ASSIST LEADER	G	ASSISTS	AVG.
2011-12	Tu Holloway, G	34	166	4.88
2010-11	Tu Holloway, G	32	174	5.44
2009-10	Tu Holloway, G	35	138	3.94
2008-09	Dante' Jackson, G	35	94	2.68
2007-08	Drew Lavender, G	36	162	4.50
2006-07	Drew Lavender, G	34	164	4.82
2005-06	Dedrick Finn, G	24	96	4.00
	Stanley Burrell, G	32	105	3.28
2004-05	Dedrick Finn, G	29	122	4.20
2003-04	Dedrick Finn, G	37	124	3.35
2002-03	Dedrick Finn, G	32	139	4.34
2001-02	Lionel Chalmers, G	32	134	4.19
2000-01	Maurice McAfee, G	29	139	4.79
1999-00	Maurice McAfee, G	33	138	4.18
1998-99	Gary Lumpkin, G	36	122	3.39
1997-98	Gary Lumpkin, G	30	134	4.47
1996-97	Gary Lumpkin, G	29	125	4.31
1995-96	Gary Lumpkin, G	28	89	3.18
1994-95	Michael Hawkins, G	28	162	5.79
1993-94	Steve Gentry, G	29	176	6.07
1992-93	Michael Hawkins, G	28	104	3.71
	Steve Gentry, G	30	110	3.67
1991-92	Michael Hawkins, G	27	118	4.37
1990-91	Jamal Walker, G	31	158	5.10
1989-90	Jamal Walker, G	33	196	5.94
1988-89	Jamal Walker, G	27	193	7.15
1987-88	Byron Larkin, G	30	143	4.77
1986-87	Byron Larkin, G	32	113	3.53
1985-86	Ralph Lee, G	30	251	8.37
1984-85	Ralph Lee, G	29	199	6.86
1983-84	Ralph Lee, G	33	162	4.91
1982-83	Anthony Hicks, G	30	121	4.03
1981-82	Anthony Hicks, G	28	121	4.32
1980-81	Anthony Hicks, G	27	109	4.03
1979-80	Keith Walker, G	24	154	6.42
1978-79	Keith Walker, G	27	147	5.44
1977-78	Keith Walker, G	26	137	5.27
1976-77	Dale Haarmann, F	27	70	2.59
1975-76	Garry Whitfield, G	26	76	2.92
1974-75	Jim Rippe, G	26	56	2.15
1973-74	Ron Laker, G	24	59	2.46
1972-73	Jim Rippe, G	26	78	3.00
1971-72	Doug Alt, G	26	52	2.00
	Tom Binegar, G/F	26	52	2.00
1970-71	Doug Alt, G	26	44	1.69
1968-69	Chris Hall, G	26	71	2.73
1967-68	Joe Pangrazio, G	26	83	3.19
1966-67	Joe Pangrazio, G	26	61	2.35
1965-66	Bryan Williams, G/F	23	64	2.78
1964-65	Joe McNeil, G	25	63	2.52
1963-64	Bob Pelkington, C	26	89	3.42
1962-63	Joe McNeil, G	23	86	3.74
	Bob Pelkington, C	28	94	3.36
1961-62	Bill Kirvin, G	26	104	4.00
1960-61	Bill Kirvin, G	25	117	4.68
1959-60	Bill Kirvin, G	26	67	2.58
1956-57	Jimmy Boothe, G	28	59	2.11
1955-56	Jimmy Boothe, G	28	104	3.71

## TOP 25 SINGLE SEASON ASSIST LEADERS

	PLAYER, POSITION	SEASON	G	ASSISTS	AVG.
1.	Ralph Lee, G	85-86	30	251	8.37
2.	Ralph Lee, G	84-85	29	199	6.86
3.	Jamal Walker, G	89-90	33	196	5.94
4.	Jamal Walker, G	88-89	27	193	7.15
5.	Steve Gentry, G	93-94	29	176	6.07
6.	Tu Holloway, G	10-11	32	174	5.44
7.	Tu Holloway, G	11-12	34	166	4.88
8.	Drew Lavender, G	06-07	34	164	4.82
9.	Ralph Lee, G	82-83	30	162	5.40
	Michael Hawkins, G	94-95	28	162	5.79
	Drew Lavender, G	07-08	36	162	4.50
12.	Jamal Walker, G	90-91	31	158	5.10
13.	Keith Walker, G	79-80	24	154	6.42
14.	Keith Walker, G	78-79	27	147	5.44
15.	Byron Larkin, G	87-88	30	143	4.77
16.	Stan Kimbrough, G	88-89	33	140	4.24
	Stanley Burrell, G	07-08	37	140	3.78
18.	Maurice McAfee, G	00-01	29	139	4.79
	Dedrick Finn, G	02-03	32	139	4.34
20.	Maurice McAfee, G	99-00	33	138	4.18
	Tu Holloway, G	09-10	35	138	3.94
22.	Keith Walker, G	77-78	26	137	5.27
23.	Gary Lumpkin, G	97-98	30	134	4.47
	Lionel Chalmers, G	01-02	32	134	4.19
25.	Gary Lumpkin, G	96-97	29	125	4.31

## LEADING ASSISTS BY CLASS

### FRESHMEN BY TOTAL

Dedrick Finn (02-03) 139

### FRESHMAN BY AVERAGE

Dedrick Finn (02-03) 4.34

### SOPHOMORES BY TOTAL

Jamal Walker (89-90) 196  
 Ralph Lee (82-83) 162  
 Tu Holloway (09-10) 138  
 Keith Walker (77-78) 137  
 Lionel Chalmers (01-02) 134

### SOPHOMORES BY AVERAGE

Jamal Walker (89-90) 7.15  
 Ralph Lee (82-83) 5.40  
 Keith Walker (77-78) 5.27  
 Lionel Chalmers (01-02) 4.19  
 Tu Holloway (09-10) 3.94

### JUNIORS BY TOTAL

Ralph Lee (84-85) 199  
 Jamal Walker (89-90) 196  
 Tu Holloway (10-11) 174  
 Drew Lavender (06-07) 164  
 Keith Walker (78-79) 147

### JUNIORS BY AVERAGE


Ralph Lee (84-85) 6.86  
 Jamal Walker (89-90) 5.94  
 Keith Walker (78-79) 5.44  
 Tu Holloway (10-11) 5.44  
 Drew Lavender (06-07) 4.82

### SENIORS BY TOTAL

Ralph Lee (85-86) 251  
 Steve Gentry (93-94) 176  
 Tu Holloway (11-12) 166  
 Michael Hawkins (94-95) 162  
 Drew Lavender (07-08) 162

### SENIORS BY AVERAGE

Ralph Lee (85-86) 8.37  
 Keith Walker (79-80) 6.42  
 Steve Gentry (93-94) 6.07  
 Michael Hawkins (94-95) 5.79  
 Jamal Walker (90-91) 5.10



Jamal Walker stands second on Xavier's all-time assist list and is among the top 25 scorers in Xavier history. Walker was a big part of four straight NCAA Tournament teams, including XU's first Sweet 16 in 1990.

## TOP 10 ASSIST LEADERS (CAREER)

	PLAYER, POSITION	SEASON	G	ASSISTS	AVG.
1.	Ralph Lee, G	82-86	122	699	5.73
2.	Jamal Walker, G	87-91	120	639	5.33
3.	Tu Holloway, G	08-12	134	550	4.10
4.	Keith Walker, G	76-80	102	496	4.86
5.	Dedrick Finn, G	02-06	122	481	3.94
6.	Gary Lumpkin, G	95-99	123	470	3.82
7.	Michael Hawkins, G	91-95	112	448	4.0
8.	Lionel Chalmers, G	00-04	123	405	3.29
9.	Steve Gentry, G	91-94	86	390	4.53
10.	Stanley Burrell, G	04-08	132	388	2.94

# BLOCK RECORDS

SEASON	BLOCK LEADER	G	BLOCKS	AVG.
2011-12	Kenny Frease, C	36	40	1.11
2010-11	Kenny Frease, C	32	26	0.81
2009-10	Jason Love, C	35	50	1.43
2008-09	Kenny Frease, C	34	43	1.26
2007-08	Derrick Brown, F	37	30	0.81
	Jason Love, C	37	30	0.81
2006-07	Justin Doellman, F	34	39	1.15
2005-06	Justin Doellman, F	32	51	1.59
2004-05	Justin Doellman, F	29	30	1.03
2003-04	Anthony Myles, F	37	27	0.73
2002-03	David West, F	32	51	1.59
2001-02	David West, F	32	80	2.50
2000-01	David West, F	29	61	2.10
1999-00	David West, F	33	35	1.06
1998-99	James Posey, F	36	34	0.94
1997-98	Darnell Williams, G	28	25	0.89
1996-97	James Posey, F	29	15	0.52
1995-96	Kevin Carr, C	28	31	1.11
1994-95	Jeff Massey, G	28	16	0.57
1993-94	Brian Grant, C	29	47	1.62
1992-93	Aaron Williams, F	30	55	1.83
1991-92	Aaron Williams, F	27	57	2.11
1990-91	Aaron Williams, F	32	57	1.78
1989-90	Aaron Williams, F	28	28	1.00
1988-89	Tyrone Hill, F	33	24	0.73
1987-88	Dexter Campbell, F	30	17	0.57
1986-87	Tyrone Hill, F	31	15	0.48
1985-86	Richie Harris, F	27	17	0.63
1984-85	Richie Harris, F	28	22	0.79
1983-84	Dexter Bailey, F	33	28	0.85
1982-83	Dexter Bailey, F	29	25	0.86
1981-82	Dexter Bailey, F	28	27	0.96
1980-81	Dexter Bailey, F	28	37	1.32
1979-80	David Anderson, F	26	25	0.96
1978-79	Dave Payton, F	27	28	1.04
1977-78	Dave Payton, F	27	48	1.78
1976-77	Steve Spivery, F	27	21	0.78
1975-76	Nick Daniels, G/F	26	30	1.15
1974-75	Joe Sunderman, F/C	24	14	0.58
1972-73	Conny Warren, F	26	43	1.65
1961-62	Frank Pinchback, G	26	30	1.15
1960-61	Jack Thobe, C	25	28	1.12

## TOP 25 SINGLE SEASON BLOCK LEADERS

	PLAYER, POSITION	SEASON	G	BLOCKS	AVG.
1.	David West, F	01-02	32	80	2.5
2.	David West, F	00-01	29	61	2.10
3.	Aaron Williams, F	90-91	32	57	1.78
	Aaron Williams, F	91-92	27	57	2.11
5.	Aaron Williams, F	92-93	30	55	1.83
6.	David West, F	02-03	32	51	1.59
	Justin Doellman, F	05-06	32	51	1.59
8.	Jason Love, C	09-10	35	50	1.43
9.	Dave Payton, F	77-78	27	48	1.78
10.	Brian Grant, C	93-94	29	47	1.62
11.	Conny Warren, C	72-73	26	43	1.65
	Brian Thornton, C	05-06	21	43	2.04
	Kenny Frease, C	08-09	34	43	1.26
14.	Jason Love, C	08-09	35	41	1.17
15.	Kenny Frease, C	11-12	36	40	1.11
16.	Justin Doellman, F	06-07	34	39	1.15
17.	Dexter Bailey, F	80-81	28	37	1.32
18.	David West, F	99-00	33	35	1.06
19.	James Posey, F	98-99	36	34	0.94
20.	Kevin Carr, C	95-96	28	31	1.11
	Tyrice Walker, F	93-94	30	31	1.03
22.	Nick Daniels, F	75-76	26	30	1.15
	Justin Doellman, F	04-05	29	30	1.03
	Jason Love, C	07-08	37	30	0.81
	Derrick Brown, F	07-08	37	30	0.81
	Derrick Brown, F	08-09	35	30	0.86
	Jamel McLean	09-10	35	30	0.86
	Andre Walker	11-12	36	30	0.83

## LEADING BLOCKS BY CLASS

### FRESHMEN BY TOTAL

Kenny Frease (08-09) 43  
Dexter Bailey (80-81) 37  
David West (99-00) 35  
Nick Daniels (75-76) 30

### FRESHMAN BY AVERAGE

Dexter Bailey (80-81) 1.32  
Kenny Frease (08-09) 1.26  
Nick Daniels (75-76) 1.15  
David West (99-00) 1.06

### SOPHOMORES BY TOTAL

David West (00-01) 61  
Aaron Williams (90-91) 57  
Justin Doellman (04-05) 30  
Jason Love (07-08) 30  
Derrick Brown (07-08) 30

### SOPHOMORES BY AVERAGE

David West (00-01) 2.10  
Aaron Williams (90-91) 1.78  
Justin Doellman (04-05) 1.03  
Jason Love (07-08) 0.81  
Derrick Brown (07-08) 0.81

### JUNIORS BY TOTAL

David West (01-02) 80  
Aaron Williams (91-92) 57  
Justin Doellman (05-06) 51  
Dave Payton (77-78) 48  
Jason Love (08-09) 41

### JUNIORS BY AVERAGE


David West (01-02) 2.50  
Aaron Williams (91-92) 2.11  
Dave Payton (77-78) 1.78  
Justin Doellman (05-06) 1.59  
Jason Love (08-09) 1.17

### SENIORS BY TOTAL

Aaron Williams (92-93) 55  
David West (02-03) 51  
Jason Love (09-10) 50  
Brian Grant (93-94) 47  
Conny Warren (72-73) 43  
Brian Thornton (05-06) 43

### SENIORS BY AVERAGE

Brian Thornton (05-06) 2.04  
Aaron Williams (92-93) 1.83  
Conny Warren (72-73) 1.65  
Brian Grant (93-94) 1.62  
David West (02-03) 1.59



Aaron Williams, who had a brief stint as an assistant coach last season at Xavier, is second only to 2003 National Player of the Year David West on the XU career blocked shot list. He is a former teammate of XU head coach Chris Mack.

## TOP 10 BLOCK LEADERS (CAREER)

	PLAYER, POSITION	SEASON	G	BLOCKS	AVG.
1.	David West, F	99-03	126	228	1.81
2.	Aaron Williams, C	89-93	117	197	1.68
3.	Justin Doellman, C	03-07	132	140	1.06
4.	Kenny Freese, C	08-12	137	130	0.95
5.	Jason Love, C	06-10	126	127	1.01
	Brian Grant, C	90-94	117	127	1.09
7.	Dexter Bailey, F	80-84	118	120	1.02
8.	David Payton, F	75-79	92	92	1.00
9.	Jamel McLean, F	08-11	101	81	0.80
	Derrick Brown, F	06-09	106	81	0.76
	Nick Daniels, F	75-79	106	81	0.76



SEASON	STEAL LEADER	G	STEALS	AVG.
2011-12	Tu Holloway, G	34	52	1.53
2010-11	Tu Holloway, G	32	46	1.44
2009-10	Jordan Crawford, G	35	47	1.34
2008-09	Dante' Jackson, G	35	45	1.28
2007-08	Drew Lavender, G	36	37	1.03
2006-07	Drew Lavender, G	34	45	1.32
2005-06	Justin Doellman, F	32	51	1.59
2004-05	Dedrick Finn, G	29	32	1.10
2003-04	Dedrick Finn, G	37	55	1.49
2002-03	David West, F	32	42	1.31
2001-02	Lionel Chalmers, G	32	47	1.47
2000-01	David West, F	29	42	1.45
1999-00	Lloyd Price, F	32	58	1.81
1998-99	James Posey, G	36	102	2.83
1997-98	Lenny Brown, G	30	81	2.70
1996-97	Lenny Brown, G	29	62	2.14
1995-96	Lenny Brown, G	27	37	1.37
1994-95	Jeff Massey, G	28	53	1.89
1993-94	Steve Gentry, G	29	35	1.21
1992-93	Steve Gentry, G	30	26	0.87
1991-92	Jamie Gladden, G	27	41	1.52
1990-91	Jamal Walker, G	31	55	1.77
1989-90	Jamal Walker, G	33	55	1.67
1988-89	Stan Kimbrough, G	33	69	2.09
1987-88	Byron Larkin, G	30	63	2.10
1986-87	Byron Larkin, G	32	56	1.75
1985-86	Walt McBride, G	30	58	1.93
1984-85	Ralph Lee, G	29	54	1.86
1983-84	Ralph Lee, G	33	50	1.52
1982-83	Anthony Hicks, G	30	54	1.80
1981-82	Anthony Hicks, G	28	60	2.14
1980-81	Anthony Hicks, G	27	58	2.15
1979-80	Anthony Hicks, G	26	54	2.08
1978-79	Keith Walker, G	27	50	1.85
1977-78	Nick Daniels, G	27	79	2.93
1976-77	Keith Walker, G	25	32	1.28
1975-76	Garry Whitfield, G	26	47	1.81
1974-75	Mike Plunkett, F	26	24	0.92
1972-73	Jim Rippe, G	26	55	2.12

## TOP 25 SINGLE SEASON STEAL LEADERS

	PLAYER, POSITION	SEASON	G	STEALS	AVG.
1.	James Posey, F	98-99	36	102	2.83
2.	Lenny Brown, G	97-98	30	81	2.70
3.	Nick Daniels, F	77-78	27	79	2.93
4.	Stan Kimbrough, G	88-89	33	69	2.09
5.	Byron Larkin, G	87-88	30	63	2.10
	James Posey, F	97-98	30	63	2.10
7.	Lenny Brown, G	96-97	29	62	2.14
	Lenny Brown, G	98-99	36	62	1.72
9.	Anthony Hicks, G	81-82	28	60	2.14
10.	Anthony Hicks, G	80-81	27	58	2.15
	Walt McBride, G/F	85-86	30	58	1.93
	Stan Kimbrough, G	87-88	30	58	1.93
	Lloyd Price, G/F	99-00	32	58	1.81
14.	Byron Larkin, G	86-87	32	56	1.75
	Lloyd Price, G/F	98-99	36	56	1.56
16.	Jamal Walker, G	89-90	33	55	1.67
	Dedrick Finn, G	03-04	37	55	1.49
	Jamal Walker, G	90-91	33	55	1.67
	Jim Rippe, F	72-73	26	55	2.12
20.	Anthony Hicks, G	79-80	26	54	2.08
	Anthony Hicks, G	82-83	30	54	1.80
	Ralph Lee, G	84-85	29	54	1.86
23.	Jeff Massey, G	94-95	28	53	1.89
24.	David West, F	99-00	33	52	1.58
	Tu Holloway, G	11-12	34	52	1.53

## LEADING STEALS BY CLASS

### FRESHMEN BY TOTAL

Lloyd Price (98-99) 56  
 Anthony Hicks (79-80) 54  
 David West (99-00) 52

### FRESHMAN BY AVERAGE

Anthony Hicks (79-80) 2.08  
 David West (99-00) 1.57  
 Lloyd Price (98-99) 1.55

### SOPHOMORES BY TOTAL

Lenny Brown (96-97) 62  
 Anthony Hicks (80-81) 58  
 Lloyd Price (99-00) 58  
 Dedrick Finn (03-04) 55  
 Jim Rippe (72-73) 55

### SOPHOMORES BY AVERAGE

Anthony Hicks (80-81) 2.15  
 Lenny Brown (96-97) 2.14  
 Jim Rippe (72-73) 2.12  
 Lloyd Price (99-00) 1.81  
 Dedrick Finn (03-04) 1.49

### JUNIORS BY TOTAL

Lenny Brown (97-98) 81  
 Nick Daniels (77-78) 79  
 James Posey (97-98) 63  
 Anthony Hicks (81-82) 60  
 Stan Kimbrough (87-88) 58

### JUNIORS BY AVERAGE


Nick Daniels (77-78) 2.93  
 Lenny Brown (97-98) 2.70  
 Anthony Hicks (81-82) 2.14  
 James Posey (97-98) 2.10  
 Stan Kimbrough (87-88) 1.93

### SENIORS BY TOTAL

James Posey (98-99) 102  
 Stan Kimbrough (88-89) 69  
 Byron Larkin (87-88) 63  
 Lenny Brown (98-99) 62  
 Walt McBride (85-86) 58

### SENIORS BY AVERAGE

James Posey (98-99) 2.83  
 Byron Larkin (87-88) 2.10  
 Stan Kimbrough (88-89) 2.09  
 Walt McBride (85-86) 1.93  
 Ralph Lee (84-85) 1.86



Lenny Brown, who stands fifth on Xavier's all-time scoring list, is the XU all-time leader in steals with 242.

## TOP 10 STEAL LEADERS (CAREER)

	PLAYER, POSITION	SEASON	G	STEALS	AVG.
1.	Lenny Brown, G	95-99	122	242	1.98
2.	Anthony Hicks, G	79-83	111	226	2.04
3.	James Posey, F	96-99	95	214	2.25
4.	Nick Daniels, F	75-79	106	202	1.91
5.	Byron Larkin, G	84-88	121	201	1.66
6.	Ralph Lee, G	82-86	122	194	1.59
7.	Stan Kimbrough, G	86-89	95	178	1.87
8.	Jamal Walker, G	87-91	120	174	1.45
9.	David West, F	99-03	126	171	1.36
10.	Tu Holloway, G	08-12	134	164	1.22

# FREE THROW PERCENTAGE RECORDS

SEASON	FT% LEADER	G	FT-FTA	FT%
2011-12	Tu Holloway, G	34	218-253	.862
2010-11	Tu Holloway, G	32	235-270	.870
2009-10	Tu Holloway, G	35	154-182	.846
2008-09	B.J. Raymond, G	35	76-94	.809
2007-08	Drew Lavender, G	36	79-91	.868
2006-07	Josh Duncan, F	30	66-75	.880
2005-06	Josh Duncan, F	32	72-84	.857
2004-05	Stanley Burrell, G	29	56-71	.789
2003-04	Romain Sato, G	37	170-205	.829
2002-03	David West, F	32	209-256	.816
2001-02	David West, F	32	185-241	.768
2000-01	Kevin Frey, F	29	87-113	.770
1999-00	Maurice McAfee, G	33	98-119	.824
1998-99	Maurice McAfee, G	36	66-79	.835
1997-98	James Posey, F	30	150-182	.824
1996-97	Gary Lumpkin, G	29	79-96	.823
1995-96	Ken Harvey, G	27	48-55	.873
1994-95	Jeff Massey, G	28	77-95	.811
1993-94	Pete Sears, F	28	53-73	.726
1992-93	Aaron Williams, F	30	73-94	.777
1991-92	Jamie Gladden, G	27	73-94	.777
1990-91	Michael Davenport, G	30	82-108	.759
1989-90	Derek Strong, C	33	177-211	.839
1988-89	Derek Strong, C	33	178-218	.817
1987-88	J.D. Barnett, F	30	68-80	.850
1986-87	Byron Larkin, G	32	204-253	.806
1985-86	Richie Harris, F	27	74-93	.796
1984-85	Byron Larkin, G	29	118-150	.787
1983-84	John Shimko, F	33	97-120	.808
1982-83	Jeff Jenkins, F	28	90-114	.789
1981-82	Anthony Hicks, G	28	120-155	.774
1980-81	Anthony Hicks, G	27	85-107	.794
1979-80	Gary Massa, F	23	46-57	.807
1978-79	Keith Walker, G	27	58-79	.734
1977-78	Gary Massa, F	27	55-76	.724
1976-77	Dale Haarman, F	27	85-115	.739
1975-76	Dale Haarman, F	26	88-116	.759
1974-75	Jim Rippe, G	26	39-49	.796
1973-74	Jerry Foley, C	26	72-94	.766
1972-73	Bob Fullarton, C	26	59-75	.787
1971-72	Doug Alt, G	26	40-48	.833
1970-71	Jerry Helmers, F	26	125-151	.828
1969-70	Tom Binegar, F	24	76-108	.704
1968-69	John Zeides, G	26	46-62	.742
1967-68	Tim O'Connell, G	24	74-96	.771
1966-67	Tim O'Connell, G	20	86-115	.748
1965-66	Tim O'Connell, G	25	109-135	.807
1964-65	Bryan Williams, G/F/C	24	78-95	.821
1963-64	Joe Geiger, F	26	119-137	.869
1962-63	Steve Thomas, G	28	91-116	.784
1961-62	Joe Geiger, F	23	74-82	.902
1960-61	Ed Tepe, F	24	65-83	.783
1959-60	Bill Kirvin, G	26	78-89	.876
1958-59	Hank Stein, G	23	86-100	.860
1957-58	Hank Stein, G	30	105-128	.820
1956-57	Hank Stein, G	27	109-143	.762
1955-56	Jimmy Boothe, G	28	146-180	.811
1952-53	Huck Budde, F	23	153-206	.743
1951-52	Tom Simms, G	24	105-154	.682

(1.5 FTM/Game Minimum)

## TOP 25 SINGLE SEASON FREE THROW % LEADERS

PLAYER, POSITION	SEASON	G	FT-FTA	%
1. Joe Geiger, F	61-62	23	74-82	.902
2. Josh Duncan, F	06-07	30	66-75	.880
3. Bill Kirvin, G	59-60	26	78-89	.876
4. Ken Harvey, G	95-96	27	48-55	.873
5. Tu Holloway, G	10-11	32	235-270	.870
6. Joe Geiger, F	63-64	26	119-137	.869
7. Drew Lavender, G	07-08	36	79-91	.868
8. Keith Walker, G	79-80	24	58-67	.866
9. Tu Holloway, G	11-12	34	218-253	.862
10. Hank Stein, G	58-59	23	86-100	.860
11. Josh Duncan, F	05-06	32	72-84	.857
12. Josh Duncan, F	07-08	37	122-143	.853
13. J.D. Barnett, F	87-88	30	68-80	.850
14. Tu Holloway, G	09-10	35	154-182	.846
15. Derek Strong, F-C	89-90	33	177-211	.839
16. Maurice McAfee, G	98-99	36	66-79	.835
17. Doug Alt, G	71-72	26	40-48	.833
18. Romain Sato, G	03-04	37	170-205	.829
19. Jerry Helmers, F	70-71	26	125-151	.828
20. James Posey, F	97-98	30	150-182	.824
Maurice McAfee, G	99-00	33	98-119	.824
22. Gary Lumpkin, G	96-97	29	79-96	.823
Stanley Burrell, G	07-08	37	102-124	.823
24. Bryan Williams, F-C	64-65	24	78-95	.821
David West, F	02-03	32	206-251	.821

## LEADING FREE THROW PERCENTAGE BY CLASS

### FT PERCENTAGE AS A SOPHOMORE

Joe Geiger (61-62) .902
Bill Kirvin (59-60) .876
Josh Duncan (05-06) .857
Tu Holloway (09-10) .846
Maurice McAfee (98-99) .835

### FT PERCENTAGE AS A JUNIOR

Josh Duncan (06-07) .880
Ken Harvey (95-96) .873
Tu Holloway (10-11) .870
Jerry Helmers (70-71) .828
James Posey (97-98) .824
Maurice McAfee (99-00) .824

### FT PERCENTAGE AS A SENIOR

Joe Geiger (63-64) .869
Drew Lavender (07-08) .868
Keith Walker (79-80) .865
Tu Holloway (11-12) .862
Hank Stein (58-59) .860




Tu Holloway, who broke the Xavier career free throw percentage (.852) and career free throws made records (675), also holds the single season records for free throws made (235 in 2010-11) and free throws attempted (270 in 2010-11) and the single game record for free throw accuracy (17-17 at Richmond in 2011).

## TOP 10 FREE THROW PERCENTAGE (CAREER)


PLAYER, POSITION	SEASON	G	FT-FTA	%
1. Tu Holloway, G	08-12	134	675-792	.852
2. Joe Geiger, F	61-64	77	257-305	.843
3. Bill Kirvin, G	59-62	77	240-293	.819
4. Steve Thomas, G	62-65	68	362-446	.812
5. Hank Stein, G	56-59	80	300-371	.809
6. James Posey, F	96-99	95	450-557	.808
7. Derek Strong, F-C	87-90	96	449-560	.802
8. Romain Sato, G	00-04	130	454-585	.776
9. Jerry Helmers, F	69-72	75	335-434	.772
10. Anthony Hicks, G	79-83	111	347-452	.768



**1 - BYRON LARKIN, Guard**


YEAR	GAMES	FGM-FGA	PCT	3-POINT		FTM-FTA	PCT	REB/AVG	AST/AVG	PTS/AVG
				FGM-FGA	PCT					
84-85	29	187-352	.531			118-150	.787	59/2.0	51/1.8	492/17.0
85-86	30	261-479	.545			132-172	.767	84/2.8	63/2.1	654/21.8
86-87	32	278-569	.489	32-78	.410	204-253	.806	142/4.4	113/3.5	792/24.8
87-88	30	296-549	.539	19-57	.333	147-222	.602	107/3.6	143/4.8	758/25.3
Career	121	1022-1949	.524	51-135	.378	601-797	.754	392/3.2	370/3.1	2,696/22.3

High Game: 45 vs. Loyola of Chicago (2-28-86) in MCC Tourney at Market Square Arena, Indianapolis, Ind.

**2 - DAVID WEST, Forward**


YEAR	GAMES	FGM-FGA	PCT	3-POINT		FTM-FTA	PCT	REB/AVG	AST/AVG	PTS/AVG
				FGM-FGA	PCT					
99-00	33	143-269	.532	0-0	.000	100-150	.667	301/9.1	57/1.7	386/11.7
00-01	29	174-316	.551	0-1	.000	168-227	.740	316/10.9	58/2.0	516/17.8
01-02	32	196-366	.536	9-28	.321	185-241	.768	313/9.8	50/1.6	586/18.3
02-03	32	213-415	.513	9-26	.346	209-256	.816	378/11.8	102/3.2	644/20.1

Career 126 726-1,366 .531 18-54 .333 662-874 .757 1,308/10.4 267/2.1 2,132/16.9  
High Game: 47 vs. Dayton (2-8-03) at Cintas Center.

**3 - ROMAIN SATO, Guard**


YEAR	GAMES	FGM-FGA	PCT	3-POINT		FTM-FTA	PCT	REB/AVG	AST/AVG	PTS/AVG
				FGM-FGA	PCT					
00-01	29	95-246	.386	65-174	.374	54-74	.730	156/5.4	40/1.4	309/10.7
01-02	32	166-359	.462	83-200	.415	99-144	.688	212/6.6	58/1.8	514/16.1
02-03	32	182-443	.411	84-247	.340	131-162	.809	227/7.1	74/2.3	579/18.1
03-04	37	179-443	.404	75-215	.349	170-205	.829	297/8.0	84/2.3	603/16.3

Career 130 622-1491 .417 307-836 .367 454-585 .776 892/6.9 256/2.0 2,005/15.4  
High Game: 35 vs. La Salle (2-19-03) at La Salle.

**4 - TYRONE HILL, Forward**


YEAR	GAMES	FGM-FGA	PCT	3-POINT		FTM-FTA	PCT	REB/AVG	AST/AVG	PTS/AVG
				FGM-FGA	PCT					
86-87	31	95-172	.552	0-0	.000	84-125	.672	261/8.4	7/0.2	274/8.8
87-88	30	172-309	.557	0-0	.000	114-153	.745	314/10.5	21/0.7	458/15.3
88-89	33	235-388	.606	0-0	.000	155-221	.701	403/12.2	45/1.4	625/18.9
89-90	32	250-430	.581	0-2	.000	146-222	.658	402/12.6	49/1.5	646/20.2

Career 126 752-1,299 .579 0-2 .000 499-721 .692 1,380/11.0 122/1.0 2,003/15.9  
High Game: 38 vs. Loyola Marymount (1-2-90) at Cincinnati Gardens.

**5 - LENNY BROWN, Guard**


YEAR	GAMES	FGM-FGA	PCT	3-POINT		FTM-FTA	PCT	REB/AVG	AST/AVG	PTS/AVG
				FGM-FGA	PCT					
95-96	27	111-280	.396	28-86	.326	88-119	.739	111/4.1	76/2.8	338/12.5
96-97	29	160-376	.426	56-166	.337	77-110	.700	111/3.8	102/3.5	453/15.6
97-98	30	159-359	.443	48-131	.366	75-101	.743	104/3.5	106/3.5	441/14.7
98-99	36	229-512	.447	104-263	.395	91-114	.798	128/3.6	100/2.8	653/18.1

Career 122 659-1,527 .432 236-646 .365 331-444 .745 454/3.7 384/3.1 1,885/15.5  
High Game: 34 vs. Oregon (3-25-99) in NIT at Madison Square Garden, New York, N.Y.

**6 - TU HOLLOWAY, Guard**

YEAR	GAMES	FGM-FGA	PCT	3-POINT		FTM-FTA	PCT	REB/AVG	AST/AVG	PTS/AVG
				FGM-FGA	PCT					
08-09	33	49-140	.350	17-52	.327	68-87	.782	65/2.0	72/2.2	183/5.5
09-10	35	116-287	.404	38-118	.322	154-182	.846	83/2.4	138/3.9	424/12.1
10-11	32	168-396	.424	60-174	.345	235-270	.870	159/5.0	174/5.4	631/19.7
11-12	34	166-387	.429	45-130	.346	218-253	.862	124/3.6	166/4.9	595/17.5

Career 134 499-1,210 .412 160-474 .338 675-792 .852 431/3.2 550/4.1 1,833/13.7  
High Game: 33 vs. Richmond (1-29-11) at Richmond.


**7 - ANTHONY HICKS, Guard**

YEAR	GAMES	FGM-FGA	PCT	FTM-FTA	PCT	REB/AVG	AST/AVG	PTS/AVG
79-80	26	149-314	.475	36-47	.766	76/2.9	115/4.4	334/12.8
80-81	27	183-368	.497	85-107	.794	87/3.2	109/4.0	451/16.7
81-82	28	226-499	.453	120-155	.774	93/3.3	121/4.3	572/20.4
82-83	30	171-385	.444	106-143	.741	109/3.6	121/4.0	448/14.9
Career	111	729-1,566	.466	347-452	.768	365/3.3	466/4.2	1,805/16.3

High Game: 34 vs. Georgia State (12-8-81) at Georgia State.



Byron Larkin is ranked number 21 on the list of all-time career scoring leaders in NCAA Division I history with 2,696 career points. Larkin scored a game-high 29 points in this 1987 NCAA Tournament First Round victory over Missouri. It marked the first-ever NCAA Tournament victory for the Musketeers. XU has won 20 more NCAA games since that date (3-12-87) over 25 years ago.

**8 - JAMIE GLADDEN, Guard**

YEAR	GAMES	FGM-FGA	PCT	3-POINT FGM-FGA	PCT	FTM-FTA	PCT	REB/AVG	AST/AVG	PTS/AVG
89-90	33	139-264	.527	6-15	.400	54-72	.750	77/2.3	94/2.8	338/10.2
90-91	32	190-369	.515	35-83	.422	71-98	.724	108/3.4	103/3.2	486/15.2
91-92	27	201-409	.491	50-118	.424	73-94	.777	66/2.4	78/2.9	525/19.4
92-93	30	154-345	.446	63-138	.457	60-83	.723	62/2.1	56/1.9	431/14.4
Career	122	684-1387	.493	154-354	.435	258-347	.744	313/2.6	331/2.7	1,780/14.6

High Game: 34 vs. Butler (2-18-92) at Butler.

**9 - STEVE THOMAS, Guard**


YEAR	GAMES	FGM-FGA	PCT	3-POINT FGM-FGA	PCT	FTM-FTA	PCT	REB/AVG	AST/AVG	PTS/AVG
62-63	28	180-393	.458			91-116	.784	87/3.1	88/3.1	451/16.2
63-64	26	302-637	.474			175-214	.818	95/3.7	78/3.0	779/30.0
64-65	14	166-342	.485			73-90	.811	51/3.6	40/2.9	405/28.9
65-66	5	32-63	.508			23-26	.885	9/1.8	16/3.2	87/17.4
Career	73	680-1,435	.474			362-446	.812	242/3.3	222/3.0	1,722/23.6

High Game: 50 vs. Detroit (1-6-64) at Schmidt Fieldhouse.

**10 - BRIAN GRANT, Fd./Center**

YEAR	GAMES	FGM-FGA	PCT	3-POINT FGM-FGA	PCT	FTM-FTA	PCT	REB/AVG	AST/AVG	PTS/AVG
90-91	32	135-236	.572	0-0	.000	100-144	.694	273/8.5	20/0.6	370/11.6
91-92	26	117-203	.576	0-0	.000	74-127	.583	237/9.1	23/0.9	308/11.8
92-93	30	223-341	.654	0-0	.000	110-159	.692	283/9.4	46/1.5	556/18.5
93-94	29	181-324	.559	1-3	.333	122-171	.713	287/9.9	47/1.6	485/16.7
Career	117	656-1104	.594	1-3	.333	406-601	.676	1,080/9.2	136/1.2	1,719/14.7

High Game: 34 vs. Detroit (1-9-93) at Detroit.

**11 - NICK DANIELS, Guard**

YEAR	GAMES	FGM-FGA	PCT	3-POINT FGM-FGA	PCT	FTM-FTA	PCT	REB/AVG	AST/AVG	PTS/AVG
75-76	26	164-399	.411			61-93	.656	185/7.1	57/2.2	389/15.0
76-77	26	126-339	.372			26-50	.520	136/5.2	44/1.7	278/10.7
77-78	27	191-464	.412			68-99	.687	129/4.8	57/2.1	450/16.7
78-79	27	239-552	.433			95-130	.731	144/5.3	60/2.2	573/21.2
Career	106	720-1,754	.410			250-372	.672	594/5.6	218/2.1	1,690/15.9

High Game: 32 vs. Cleveland State (3-3-79) at Schmidt Fieldhouse.

**12 - BOB QUICK, Forward**


YEAR	GAMES	FGM-FGA	PCT	3-POINT FGM-FGA	PCT	FTM-FTA	PCT	REB/AVG	AST/AVG	PTS/AVG
65-66	26	205-420	.488			109-153	.712	301/11.6	39/1.5	519/20.0
66-67	26	181-401	.451			140-196	.714	273/10.5	45/1.7	502/19.3
67-68	26	218-448	.487			179-251	.713	365/14.0	31/1.2	615/23.7
Career	78	604-1,269	.476			428-600	.713	939/12.0	115/1.5	1,636/21.0

High Game: 40 vs. Marquette (2-26-68) at Schmidt Fieldhouse.

**13 - STANLEY BURRELL, Guard**

YEAR	GAMES	FGM-FGA	PCT	3-POINT FGM-FGA	PCT	FTM-FTA	PCT	REB/AVG	AST/AVG	PTS/AVG
04-05	29	126-303	.416	61-166	.367	56-71	.789	94/3.2	60/2.1	369/12.7
05-06	32	165-400	.413	69-172	.401	61-78	.782	94/2.9	105/3.3	460/14.4
06-07	34	134-349	.384	61-171	.357	94-119	.790	68/2.0	83/2.4	423/12.4
07-08	37	107-274	.391	44-112	.393	102-124	.823	81/2.2	140/3.8	360/9.7
Total	132	532-1326	.401	235-621	.378	313-392	.798	337/2.6	388/2.9	1,612/12.2


High Game: 32 vs. Duquesne (2-13-05) at Duquesne.

**14 - STAN KIMBROUGH, Guard**

YEAR	GAMES	FGM-FGA	PCT	3-POINT FGM-FGA	PCT	FTM-FTA	PCT	REB/AVG	AST/AVG	PTS/AVG
86-87	32	195-429	.455	39-98	.398	82-115	.713	112/3.5	107/3.3	511/16.0
87-88	30	177-329	.538	31-74	.419	80-98	.816	91/3.0	109/3.6	465/15.5
88-89	33	234-477	.491	70-168	.417	82-109	.752	89/2.7	140/4.2	620/18.8
*Career	95	606-1,235	.491	140-340	.412	244-322	.758	292/3.1	356/3.7	1,596/16.8

\*Also scored 507 points as a freshman at Central Florida, which makes his Division I career total 2,103 points.


High Game: 35 vs. Louisville (11-18-88) at Riverfront Coliseum (Cincinnati, Ohio).



Darnell Williams was one of the most explosive scorers in Xavier history. While a knee injury in an overseas all-star game prior to his senior year forced him to redshirt the 1998-99 season, he came back for the 1999-2000 season and finished his career with over 1,500 points. Williams is now an assistant coach at Kentucky State, the team that XU played in its exhibition opener.




# 1,000 POINT CLUB



## 15 - DARNELL WILLIAMS, Guard/Fd. 3-POINT

YEAR	GAMES	FGM-FGA	PCT	FGM-FGA	PCT	FTM-FTA	PCT	REB/AVG	AST/AVG	PTS/AVG
95-96	28	121-238	.508	16-40	.400	87-122	.713	119/4.3	26/0.9	345/12.3
96-97	29	124-245	.506	11-44	.250	54-74	.730	116/4.0	48/1.7	313/10.8
97-98	28	184-329	.559	39-87	.448	78-110	.709	110/3.9	55/2.0	485/17.3
99-00	33	139-373	.373	71-195	.364	80-107	.748	86/2.6	65/2.0	429/13.0
Career	118	568-1,185	.479	137-366	.374	299-413	.724	431/3.7	194/1.6	1,572/13.3


High Game: 35 vs. Duquesne (2-24-96) at Cincinnati Gardens.



## 16 - LIONEL CHALMERS, Guard 3-POINT

YEAR	GAMES	FGM-FGA	PCT	FGM-FGA	PCT	FTM-FTA	PCT	REB/AVG	AST/AVG	PTS/AVG
00-01	29	85-233	.365	38-126	.302	51-76	.671	63/2.2	55/1.9	259/8.9
01-02	32	125-297	.421	47-134	.351	87-121	.719	109/3.4	134/4.2	384/12.0
02-03	25	98-221	.443	49-125	.392	54-70	.771	67/2.7	99/4.0	299/12.0
03-04	37	204-454	.449	101-247	.409	105-149	.709	122/3.3	117/3.2	614/16.6
Career	123	512-1205	.425	235-632	.372	297-416	.716	361/2.9	405/3.3	1,556/12.7


High Game: 31 vs. Mississippi State in the NCAA Tournament (3-21-04) at TD Waterhouse Centre (Orlando, Fla.).



## 17 - GARY LUMPKIN, Guard 3-POINT

YEAR	GAMES	FGM-FGA	PCT	FGM-FGA	PCT	FTM-FTA	PCT	REB/AVG	AST/AVG	PTS/AVG
95-96	28	99-248	.399	50-124	.403	65-85	.765	75/2.7	89/3.2	313/11.2
96-97	29	139-307	.453	70-174	.402	79-96	.823	84/2.9	125/4.3	427/14.7
97-98	30	114-296	.385	46-156	.295	94-120	.783	76/2.5	134/4.5	368/12.3
98-99	36	123-312	.394	53-177	.299	100-136	.735	88/2.4	122/3.4	399/11.1
Career	123	475-1,163	.408	219-631	.347	338-437	.773	323/2.6	470/3.8	1,507/12.3

High Game: 31 vs. George Washington (2-16-98) at Cincinnati Gardens.



## 18 - JAMES POSEY, Forward 3-POINT

YEAR	GAMES	FGM-FGA	PCT	FGM-FGA	PCT	FTM-FTA	PCT	REB/AVG	AST/AVG	PTS/AVG
96-97	29	130-232	.560	6-32	.188	121-155	.781	226/7.8	40/1.4	387/13.3
97-98	30	145-261	.556	19-59	.322	150-182	.824	253/8.4	39/1.3	459/15.3
98-99	36	191-391	.488	48-131	.366	179-220	.814	322/8.9	84/2.3	609/16.9
Career	95	466-884	.527	73-222	.329	450-557	.808	801/8.4	163/1.7	1,455/15.3


High Game: 32 vs. Dayton (1-30-99) at Dayton.



## 19 - JUSTIN DOELLMAN, Forward 3-POINT

YEAR	GAMES	FGM-FGA	PCT	FGM-FGA	PCT	FTM-FTA	PCT	REB/AVG	AST/AVG	PTS/AVG
03-04	37	93-216	.431	45-106	.425	39-55	.709	132/3.6	63/1.7	270/7.3
04-05	29	103-260	.396	51-142	.359	59-76	.776	173/6.0	81/2.8	316/10.9
05-06	32	112-274	.409	43-120	.358	84-109	.771	215/6.7	81/2.5	351/11.0
06-07	34	164-331	.495	42-116	.362	95-120	.792	188/5.5	57/1.7	465/13.7
Total	132	472-1081	.437	181-484	.374	277-360	.769	708/5.4	282/2.1	1,402/10.6


High Game: 29 vs. Rhode Island (2-21-07) at Cintas Center.



## 20 - JEFF JENKINS, Center/Forward

YEAR	GAMES	FGM-FGA	PCT	FTM-FTA	PCT	REB/AVG	AST/AVG	PTS/AVG
80-81	28	74-146	.507	46-69	.667	128/4.6	61/2.2	194/6.9
81-82	28	124-239	.519	83-109	.761	163/5.8	51/1.8	331/11.8
82-83	28	104-217	.479	90-114	.789	118/4.2	36/1.3	298/10.6
83-84	33	223-435	.513	115-149	.772	190/5.8	62/1.9	561/17.0
Career	117	525-1,037	.506	334-441	.757	599/5.1	210/1.8	1,384/11.8


High Game: 30 vs. Ohio State (3-15-84) in the NIT at Cincinnati Gardens.




## 21 - JOE VIVIANO, Forward

YEAR	GAMES	FGM-FGA	PCT	FTM-FTA	PCT	REB/AVG	AST/AVG	PTS/AVG
56-57	28	134-321	.417	101-138	.732	284/10.1	23/0.8	369/13.2
57-58	30	211-474	.445	122-167	.731	378/12.6		544/18.1
58-59	25	162-378	.429	101-124	.815	244/9.8		425/17.0
Career	83	507-1,173	.432	324-429	.755	906/10.9		1,338/16.1

High Game: 32 vs. Miami (Ohio) (1-6-58) at Schmidt Fieldhouse.



Gary Lumpkin combined with fellow freshmen Lenny Brown and Darnell Williams to lead XU into its first season in the Atlantic 10 Conference in 1995-96. Future NBA standout James Posey joined that trio in the 1996-97 season. All four players are in the Xavier 1,000 Point Club. Lumpkin is seen here getting instructions from his former head coach, the late Skip Prosser. Prosser will be honored in March as part of the Atlantic 10 Conference's Legends Celebration at Barclays Center in Brooklyn, N.Y., during A-10 Championship weekend.

**22 - JAMAL WALKER, Guard**


YEAR	GAMES	FGM-FGA	PCT	3-POINT FGM-FGA	PCT	FTM-FTA	PCT	REB/AVG	AST/AVG	PTS/AVG
87-88	29	53-113	.469	4-18	.222	33-51	.647	51/1.8	92/3.2	143/4.9
88-89	27	91-233	.391	20-61	.328	65-98	.663	60/2.2	193/7.1	267/9.9
89-90	33	179-383	.467	28-100	.280	111-151	.735	115/3.5	196/5.9	497/15.1
90-91	31	140-305	.459	22-74	.297	124-199	.623	113/3.6	158/5.1	426/13.7
Career	120	463-1034	.448	74-253	.292	333-499	.667	339/2.8	639/5.3	1,333/11.1

High Game: 28 vs. Loyola of Chicago (2-6-90) at Loyola.

**23 - JACK THOBE, Forward**


YEAR	GAMES	FGM-FGA	PCT	3-POINT FGM-FGA	PCT	FTM-FTA	PCT	REB/AVG	AST/AVG	PTS/AVG
59-60	26	203-434	.468			73-117	.624	260/10.0	49/1.9	479/18.4
60-61	25	177-374	.473			84-118	.712	267/10.7	72/2.9	438/17.5
61-62	26	152-344	.442			75-96	.781	191/7.3	47/1.8	379/14.6
Career	77	532-1,152	.462			232-331	.701	718/9.3	168/2.2	1,296/16.8

High Game: 32 vs. Loyola of Chicago (3-11-61) at Chicago Stadium (Chicago, Ill.).

**24 - DEREK STRONG, Center**

YEAR	GAMES	FGM-FGA	PCT	3-POINT FGM-FGA	PCT	FTM-FTA	PCT	REB/AVG	AST/AVG	PTS/AVG
87-88	30	112-197	.569	0-0	.000	94-131	.718	213/7.1	23/0.8	318/10.6
88-89	33	163-264	.617	0-0	.000	178-218	.817	264/8.0	17/0.5	504/15.3
89-90	33	146-274	.533	0-0	.000	177-211	.839	328/9.9	31/0.9	469/14.2
Career	96	421-735	.573	0-0	.000	449-560	.802	805/8.4	71/2.2	1,291/13.4

High Game: 30 vs. Detroit (2-20-89) at Cincinnati Gardens.

**25 - DAVE PIONTEK, Center/Forward**

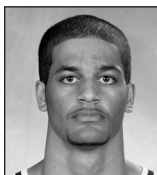
YEAR	GAMES	FGM-FGA	PCT	3-POINT FGM-FGA	PCT	FTM-FTA	PCT	REB/AVG	AST/AVG	PTS/AVG
53-54	30	157-				124-		301/10.0		438/14.6
54-55	26	156-				127-		295/11.3		439/16.9
55-56	26	167-386	.433			76-140	.543	399/15.3		410/15.7
Career	82	480-				327-		995/12.1		1,287/15.7

High Game: 29 vs. Cincinnati (1-6-55) at Cincinnati Gardens.

**26 - JERRY HELMERS, Forward**


YEAR	GAMES	FGM-FGA	PCT	3-POINT FGM-FGA	PCT	FTM-FTA	PCT	REB/AVG	AST/AVG	PTS/AVG
69-70	24	161-324	.497			99-141	.702	202/8.4		421/17.5
70-71	26	190-363	.523			125-151	.828	135/5.2	38/1.5	505/19.4
71-72	25	119-245	.486			111-142	.782	122/4.9	39/1.6	349/14.0
Career	75	470-932	.504			335-434	.772	459/6.1		1,275/17.0

High Game: 35 vs. Dayton (2-27-71) at Schmidt Fieldhouse.

**27 - JOSH DUNCAN, Forward**


YEAR	GAMES	FGM-FGA	PCT	3-POINT FGM-FGA	PCT	FTM-FTA	PCT	REB/AVG	AST/AVG	PTS/AVG
04-05	29	59-132	.447	32-83	.386	31-43	.721	68/2.3	20/0.7	181/6.2
05-06	32	90-210	.429	40-104	.385	72-84	.857	134/4.2	56/1.8	292/9.1
06-07	30	86-195	.441	40-105	.381	66-75	.880	101/3.4	21/0.7	278/9.3
07-08	37	141-284	.496	55-132	.417	122-143	.853	173/4.7	49/1.3	459/12.4
Career	128	376-821	.458	167-424	.394	291-345	.843	476/3.7	146/1.1	1,210/9.5

High Game: 26 vs. West Virginia (3-27-08) in the NCAA Regional Semifinal at U.S. Airways Center (Phoenix, Ariz.).

**28 - MARK LYONS, Guard**


YEAR	GAMES	FGM-FGA	PCT	3-POINT FGM-FGA	PCT	FTM-FTA	PCT	REB/AVG	AST/AVG	PTS/AVG
09-10	32	80-201	.398	22-64	.344	66-97	.680	80/2.5	67/2.1	248/7.8
10-11	32	144-353	.408	47-140	.336	99-136	.728	99/3.1	98/3.1	434/13.6
11-12	34	176-414	.425	58-148	.392	102-134	.761	110/3.2	94/2.8	512/15.1
Career	98	400-968	.413	127-352	.361	267-367	.728	289/2.9	259/2.6	1,194/12.2

High Game: 27 vs. Saint Louis (1-25-12) at Cintas Center.




Derek Strong enjoyed a tremendously successful three-year career as a Musketeer, including a run of three straight NCAA Tournaments that ended in XU's first-ever Sweet 16 appearance in his senior year, the 1989-90 season. Here he is seen scoring two of his 17 points in the 1990 NCAA Tournament First Round win over Kansas State at the Hoosier Dome in Indianapolis, Ind.



**29 - JUSTIN CAGE, Forward**


YEAR	GAMES	FGM-FGA	PCT	3-POINT FGM-FGA	PCT	FTM-FTA	PCT	REB/AVG	AST/AVG	PTS/AVG
03-04	36	54-124	.435	6-28	.214	52-80	.650	123/3.4	39/1.1	166/4.6
04-05	29	112-195	.574	6-19	.316	92-122	.754	162/5.6	63/2.2	322/11.1
05-06	32	110-198	.556	11-24	.458	105-141	.745	173/5.4	39/1.2	336/10.5
06-07	34	106-187	.567	13-34	.382	132-176	.750	183/5.4	48/1.4	357/10.5
Total	131	382-704	.543	36-105	.343	381-519	.734	641/4.9	189/1.4	1,181/9.0

High Game: 25 vs. Ohio State (3-17-07) in the NCAA Second Round at Rupp Arena (Lexington, Ky.).

**30 - MICHAEL DAVENPORT, Guard**


YEAR	GAMES	FGM-FGA	PCT	3-POINT FGM-FGA	PCT	FTM-FTA	PCT	REB/AVG	AST/AVG	PTS/AVG
87-88	29	35-96	.365	4-13	.308	18-30	.600	41/1.4	9/0.3	92/3.3
88-89	33	94-208	.452	21-64	.328	29-41	.707	84/2.5	61/1.8	238/7.2
89-90	33	145-341	.425	64-175	.366	66-82	.805	97/2.9	79/2.4	420/12.7
90-91	30	139-317	.438	62-150	.413	82-108	.759	104/3.5	81/2.7	422/14.1
Career	125	413-962	.429	151-402	.376	195-261	.747	326/2.6	230/1.8	1,172/9.4

High Game: 26 vs. Loyola of Chicago (1-8-90) at Cincinnati Gardens.

**31 - HANK STEIN, Guard**


YEAR	GAMES	FGM-FGA	PCT	3-POINT FGM-FGA	PCT	FTM-FTA	PCT	REB/AVG	AST/AVG	PTS/AVG
56-57	27	128-302	.424			109-143	.762	62/2.3	51/1.9	365/13.5
57-58	30	180-413	.436			105-128	.820	79/2.6		465/15.5
58-59	23	114-272	.419			86-100	.860	51/2.2		314/13.7
Career	80	422-987	.428			300-371	.809	192/2.4		1,144/14.3

High Game: 29 vs. Manhattan (2-23-57) at Chicago Stadium (Chicago, Ill.).

**32 - MAURICE MCAFEE, Guard**

YEAR	GAMES	FGM-FGA	PCT	3-POINT FGM-FGA	PCT	FTM-FTA	PCT	REB/AVG	AST/AVG	PTS/AVG
97-98	28	25-66	.379	10-31	.323	15-27	.556	20/0.7	20/0.7	75/2.7
98-99	36	90-220	.409	48-129	.372	66-79	.835	60/1.7	90/2.5	294/8.2
99-00	33	155-380	.408	89-226	.394	98-119	.824	114/3.5	138/4.2	497/15.1
00-01	29	84-228	.368	35-132	.265	73-101	.723	78/2.7	139/4.8	276/9.5
Career	126	354-894	.396	182-518	.351	252-326	.773	272/2.2	387/3.1	1,142/9.1

High Game: 27 vs. St. Bonaventure in A-10 Tournament (3-9-00) at First Union Spectrum (Philadelphia, Pa.).

**33 - DEXTER BAILEY, Forward**


YEAR	GAMES	FGM-FGA	PCT	3-POINT FGM-FGA	PCT	FTM-FTA	PCT	REB/AVG	AST/AVG	PTS/AVG
80-81	28	91-151	.603			23-47	.489	133/4.8	24/0.9	205/7.3
81-82	28	122-234	.521			54-89	.607	211/7.5	27/1.0	298/10.6
82-83	29	120-234	.513			82-132	.621	194/6.7	34/1.2	322/11.1
83-84	33	131-231	.567			52-93	.559	192/5.8	25/0.8	314/9.5
Career	118	464-850	.546			211-361	.584	730/6.2	110/0.9	1,139/9.7

High Game: 24 vs. Oral Roberts (1-21-84) at ORU.

**T34 - GENE SMITH, Center**

YEAR	GAMES	FGM-FGA	PCT	3-POINT FGM-FGA	PCT	FTM-FTA	PCT	REB/AVG	AST/AVG	PTS/AVG
49-50	16	104-				45-76	.592			253/15.8
50-51	26	143-				75-				361/13.9
51-52	24	195-503	.388			105-166	.633			495/20.6
Career	66	442-				225-				1,109/16.8

High Game: 45 vs. Georgetown, Ky. (1-12-52) at Schmidt Fieldhouse.

**T34 - RICHIE HARRIS, Forward**

YEAR	GAMES	FGM-FGA	PCT	3-POINT FGM-FGA	PCT	FTM-FTA	PCT	REB/AVG	AST/AVG	PTS/AVG
82-83	24	30-55	.545			5-13	.385	38/1.6	9/0.4	65/2.7
83-84	32	80-171	.468			38-54	.704	94/2.9	23/0.7	198/6.2
84-85	28	182-321	.567			68-94	.723	145/5.2	50/1.8	432/15.4
85-86	27	170-322	.528			74-93	.796	172/6.4	31/1.1	414/15.3
Career	111	462-869	.532			185-254	.728	449/4.0	113/1.0	1,109/10.0

High Game: 30 vs. Oral Roberts (1-19-85) at Cincinnati Gardens.



Michael Davenport was one of the key leaders on and off the court for Xavier teams that dominated the old MCC and played in four NCAA Tournaments, reaching the NCAA Sweet 16 as a junior and the NCAA Second Round as a senior. Davenport and the rest of the Musketeers had the misfortune of drawing the eventual National Champion in the NCAA First Round in 1988 (Kansas) and 1989 (Michigan).

**36 - B.J. RAYMOND, Guard**


YEAR	GAMES	FGM-FGA	PCT	3-POINT FGM-FGA	PCT	FTM-FTA	PCT	REB/AVG	AST/AVG	PTS/AVG
05-06	31	33-85	.388	15-49	.306	23-36	.639	45/1.5	22/0.7	104/3.4
06-07	34	48-119	.403	36-80	.450	9-22	.409	71/2.1	19/0.6	141/4.1
07-08	37	126-281	.448	82-199	.412	31-38	.816	112/3.0	32/0.9	365/9.9
08-09	35	167-365	.458	84-205	.410	76-94	.809	145/4.1	50/1.4	494/14.1
Career	137	374-850	.440	217-533	.407	139-190	.732	373/2.7	123/0.9	1,104/8.1

High Game: 32 vs. Auburn (12-3-08) at Cintas Center.

**37 - KENNY FREASE, Center**


YEAR	GAMES	FGM-FGA	PCT	3-POINT FGM-FGA	PCT	FTM-FTA	PCT	REB/AVG	AST/AVG	PTS/AVG
08-09	34	69-150	.460	2-7	.286	44-91	.484	126/3.7	26/0.8	184/5.4
09-10	35	76-150	.507	0-2	.000	26-50	.520	152/4.3	25/0.7	178/5.1
10-11	32	158-288	.549	0-1	.000	59-84	.702	226/7.1	38/1.2	375/11.7
11-12	36	150-294	.510	0-2	.000	66-116	.569	219/6.1	38/1.1	366/10.2
Career	137	453-882	.514	2-12	.167	195-341	.572	723/5.3	127/0.9	1,103/8.1

High Game: 25 vs. Lehigh in the NCAA Tournament (3-18-12) at Greensboro Coliseum Complex (Greensboro, NC).

**38 - KEVIN FREY, Forward**


YEAR	GAMES	FGM-FGA	PCT	3-POINT FGM-FGA	PCT	FTM-FTA	PCT	REB/AVG	AST/AVG	PTS/AVG
98-99	36	72-171	.421	8-27	.296	53-74	.716	179/5.0	25/0.7	205/5.7
99-00	33	97-236	.411	13-49	.265	85-109	.780	167/5.1	39/1.2	292/8.8
00-01	29	114-264	.432	17-66	.258	87-113	.770	183/6.3	33/1.1	332/11.4
01-02	32	95-253	.375	15-58	.259	68-95	.716	181/5.7	43/1.3	273/8.5
Career	130	378-924	.409	53-200	.265	293-391	.749	710/5.5	140/1.1	1,102/8.5

High Game: 29 at Central Michigan (12-11-99) and vs. Saint Joseph's (1-20-01) at Cintas Center.

**T39- DERRICK BROWN, Forward**

YEAR	GAMES	FGM-FGA	PCT	3-POINT FGM-FGA	PCT	FTM-FTA	PCT	REB/AVG	AST/AVG	PTS/AVG
06-07	34	77-109	.706	4-8	.500	56-80	.700	141/4.1	27/0.8	214/6.3
07-08	37	148-243	.609	11-32	.344	96-136	.706	242/6.5	63/1.7	403/10.9
08-09	35/35	170-337	.504	39-90	.433	100-135	.741	212/6.1	68/1.9	479/13.7
Career	106	395-689	.573	54-130	.415	252-351	.718	595/5.6	158/1.5	1,096/10.3

High Game: 23 vs. Massachusetts (1-31-09) and Miami (Ohio) (11-29-08) at Cintas Center.

**T39- HUCK BUDDE, Forward**

YEAR	GAMES	FGM-FGA	PCT	FTM-FTA	PCT	REB/AVG	AST/AVG	PTS/AVG
50-51	26	69		47				185/7.1
51-52	24	157-458	.343	96-154	.623			410/17.1
52-53	23	174-464	.375	153-206	.743	233/10.1		501/21.8
Career	73	400-		296-				1,096/15.0

High Game: 31 vs. Baldwin-Wallace (12-19-52) at Schmidt Fieldhouse.

**41 - BILL KIRVIN, Guard**

YEAR	GAMES	FGM-FGA	PCT	FTM-FTA	PCT	REB/AVG	AST/AVG	PTS/AVG
59-60	26	127-270	.470	78-89	.876	79/3.0	67/2.6	332/12.8
60-61	25	157-331	.474	91-117	.778	86/3.4	117/4.7	405/16.2
61-62	26	140-281	.498	71-87	.816	81/3.1	104/4.0	351/13.5
Career	77	424-882	.481	240-293	.819	246/3.2	288/3.7	1,088/14.1

High Game: 28 vs. Dayton (2-24-60) at Cincinnati Gardens.

**42 - JIM BOOTHE, Guard**


YEAR	GAMES	FGM-FGA	PCT	FTM-FTA	PCT	REB/AVG	AST/AVG	PTS/AVG
54-55	26	124-		59-88	.670			307/11.8
55-56	28	158-420	.376	146-180	.811	102/3.6	104/3.7	462/16.5
56-57	28	116-300	.387	84-111	.757	54/1.9	59/2.1	316/11.3
Career	82	398-		289-379	.763			1,085/13.2

High Game: 32 vs. Louisville (2-13-56) at Schmidt Fieldhouse.




Derrick Brown made his mark as a scorer and rebounder during his three-year Xavier career, often entertaining the crowd with highlight displays like this one. Brown, a 1999 XU graduate, is currently a member of the NBA's San Antonio Spurs.



**43 - BOB PELKINGTON, Center**


YEAR	GAMES	FGM-FGA	PCT	FTM-FTA	PCT	REB/AVG	AST/AVG	PTS/AVG
61-62	26	126-266	.474	54-82	.659	304/11.7	69/2.7	306/11.8
62-63	28	177-399	.444	74-125	.592	454/16.2	94/3.4	428/15.3
63-64	26	150-312	.481	41-81	.506	567/21.8	89/3.4	341/13.1
Career	80	453-977	.464	169-288	.587	1,325/16.6	252/3.2	1,075/13.4

High Game: 29 vs. Western Kentucky (12-30-61) at Schmidt Fieldhouse.

**T44 - JOE GEIGER, Forward**

YEAR	GAMES	FGM-FGA	PCT	FTM-FTA	PCT	REB/AVG	AST/AVG	PTS/AVG
61-62	23	92-203	.453	74-82	.902	171/7.4	30/1.3	253/11.0
62-63	28	125-295	.424	64-86	.744	220/7.9	44/1.6	314/11.1
63-64	26	191-382	.500	119-137	.869	290/11.2	56/2.2	501/19.3
Career	77	408-880	.464	257-305	.843	681/8.8	130/1.7	1,073/13.9

High Game: 36 vs. Detroit (2-15-64) at Detroit.

**T44 - AARON WILLIAMS, Forward**


YEAR	GAMES	FGM-FGA	PCT	3-POINT FGM-FGA	PCT	FTM-FTA	PCT	REB/AVG	AST/AVG	PTS/AVG
89-90	28	27-47	.574	0-0	.000	8-20	.400	76/2.7	6/0.2	62/2.2
90-91	32	127-237	.536	0-0	.000	55-77	.714	209/6.5	33/1.0	309/9.7
91-92	27	148-253	.585	0-0	.000	79-113	.699	215/8.0	31/1.1	375/13.9
92-93	30	127-234	.543	0-0	.000	73-94	.777	213/7.1	54/1.8	327/10.9
Career	117	429-771	.556	0-0	.000	215-304	.707	713/6.1	124/1.1	1,073/9.2

High Game: 25 vs. Loyola of Chicago (2-9-91) at Cincinnati Gardens.

**46 - VICTOR FLEMING, Guard**

YEAR	GAMES	FGM-FGA	PCT	FTM-FTA	PCT	REB/AVG	AST/AVG	PTS/AVG
80-81	26	59-119	.496	27-39	.692	28/1.1	42/1.6	145/5.6
81-82	26	42-96	.438	35-50	.700	37/1.4	32/1.2	119/4.6
82-83	29	128-226	.566	56-82	.683	90/3.1	52/1.8	312/10.8
83-84	33	183-339	.540	117-159	.736	138/4.2	56/1.7	483/14.6
Career	114	412-780	.528	235-330	.712	293/2.6	182/1.6	1,059/9.3

High Games: 29 vs. La Salle (2-9-83) at Schmidt Fieldhouse and 29 vs. Butler (2-25-84) at Cincinnati Gardens.

**47 - GARY MASSA, Forward**

YEAR	GAMES	FGM-FGA	PCT	FTM-FTA	PCT	REB/AVG	AST/AVG	PTS/AVG
77-78	27	168-336	.500	55-76	.724	114/4.2	45/1.7	391/14.5
78-79	21	99-211	.469	49-67	.731	74/3.5	21/1.0	247/11.8
79-80	23	145-275	.527	46-57	.807	147/6.4	16/0.7	336/14.6
80-81	16	31-64	.484	13-17	.765	30/1.9	5/0.3	75/4.7
Career	87	443-886	.500	163-217	.751	365/4.2	87/1.0	1,049/12.1

High Game: 26 vs. Kenyon (1-5-78) at Schmidt Fieldhouse.

**48 - MIKE PLUNKETT, Forward**


YEAR	GAMES	FGM-FGA	PCT	FTM-FTA	PCT	REB/AVG	AST/AVG	PTS/AVG
73-74	26	148-343	.431	68-107	.636	182/7.0	46/1.8	364/14.0
74-75	26	172-368	.467	70-123	.569	216/8.3	26/1.0	414/15.9
75-76	26	102-224	.455	61-85	.718	153/5.9	27/1.0	265/10.2
Career	78	422-935	.451	199-315	.632	551/7.1	99/1.3	1,043/13.4

High Game: 31 vs. Dayton (2-19-75) at Schmidt Fieldhouse.


**49 - MICHAEL HAWKINS, Guard**

YEAR	GAMES	FGM-FGA	PCT	3-POINT FGM-FGA	PCT	FTM-FTA	PCT	REB/AVG	AST/AVG	PTS/AVG
91-92	27	76-185	.411	22-63	.349	35-54	.648	75/2.8	118/4.4	209/7.7
92-93	28	80-174	.460	36-88	.409	32-41	.780	71/2.5	104/3.7	228/8.1
93-94	29	68-182	.374	37-100	.370	23-36	.639	61/2.1	64/2.2	196/6.8
94-95	28	117-274	.427	59-152	.388	103-130	.792	93/3.3	162/5.8	396/14.1
Career	112	341-815	.418	154-403	.382	193-261	.739	300/2.7	448/4.0	1,029/9.2

High Game: 26 vs. Ohio (12-17-94) at Cincinnati Gardens.




Victor Fleming was among the key members of the 1983 team that captured Xavier's first-ever Midwestern City Conference Tournament Championship and earned Xavier's first NCAA Tournament berth since 1961. Fleming's teammates included current FOX Sports Ohio and CBS Sports Network analyst Steve Wolf, Walt McBride and fellow 1,000-Point Club members Anthony Hicks, Dexter Bailey, Jeff Jenkins and Richie Harris. Fleming, twin brother of former Georgia standout Vern Fleming, is seen here against Alcorn State in the 1983 NCAA game at the University of Dayton Arena.


**50 - T.J. JOHNSON, Forward**

YEAR	GAMES	FGM-FGA	PCT	3-POINT FGM-FGA	PCT	FTM-FTA	PCT	REB/AVG	AST/AVG	PTS/AVG
94-95	28	101-175	.577	0-0	.000	131-194	.675	148/5.3	19/0.7	333/11.9
95-96	28	86-165	.521	0-1	.000	124-186	.667	189/6.8	30/1.1	296/10.6
96-97	29	76-133	.571	0-0	.000	74-112	.661	146/5.0	48/1.7	226/7.8
97-98	30	48-96	.500	0-1	.000	70-100	.700	108/3.6	47/1.6	166/5.5
Career	115	311-569	.547	0-2	.000	399-592	.674	591/5.1	144/1.3	1,021/8.9

High Game: 23 vs. Loyola of Chicago (1-30-95) at Loyola.


## Some Other Musketeer Collegiate 1,000 Point Scorers


**C.J. ANDERSON, Forward**

YEAR	GAMES	FGM-FGA	PCT	3-POINT FGM-FGA	PCT	FTM-FTA	PCT	REB/AVG	AST/AVG	PTS/AVG
04-05+	28	173-330	.524	0-1	.000	105-184	.571	241/8.6	79/2.8	451/16.1
05-06+	16	117-238	.492	1-7	.143	66-110	.600	151/9.4	63/3.9	301/18.8
07-08	37	147-284	.518	0-0	.000	103-154	.669	219/5.9	54/1.5	397/10.7
08-09	35	121-269	.450	1-5	.200	103-173	.595	192/5.5	87/2.5	346/9.9
Career+	116/106	558-1121	.498	2-13	.154	377-621	.607	803/6.9	283/2.4	1,495/12.9

+ Includes statistics from Manhattan


Xavier High Game: 22 vs. Ohio (12-10-08) at Cintas Center.


**DREW LAVENDER, Guard**

YEAR	GAMES	FGM-FGA	PCT	3-POINT FGM-FGA	PCT	FTM-FTA	PCT	REB/AVG	AST/AVG	PTS/AVG
03-04*	31	118-321	.368	53-144	.368	61-78	.782	75/2.4	121/3.9	350/11.3
04-05*	32	101-260	.388	45-131	.344	62-78	.795	48/1.5	101/3.2	309/9.7
06-07	34	118-262	.450	54-120	.450	91-120	.758	81/2.4	164/4.8	381/11.2
07-08	36	125-295	.424	59-145	.407	79-91	.868	96/2.7	162/4.5	388/10.8
Career*	133	462-1138	.406	211-540	.391	293-367	.798	300/2.3	548/4.1	1,428/10.7

\* Includes statistics from Oklahoma

Xavier High Game: 31 vs. Charlotte (2-3-07) at Cintas Center.


**BRIAN THORNTON, Forward/Ctr.**

YEAR	GAMES	FGM-FGA	PCT	3-POINT FGM-FGA	PCT	FTM-FTA	PCT	REB/AVG	AST/AVG	PTS/AVG
01-02^	32	76-148	.514	0-0	.000	78-111	.703	147/4.6	33/1.0	230/7.2
02-03^	29	129-245	.527	0-0	.000	76-109	.697	164/5.7	19/0.7	334/11.5
04-05	27	102-171	.596	0-0	.000	85-114	.746	157/5.8	24/0.9	289/10.7
05-06	21	114-178	.640	0-0	.000	94-135	.696	143/6.8	32/1.5	322/15.3
Career^	109	421-742	.567	0-0	.000	333-469	.710	611/5.6	108/1.0	1,175/10.8

^ Includes statistics from Vanderbilt


Xavier High Game: 27 vs. Troy (12-22-05) at Cintas Center.


**JORDAN CRAWFORD, Guard**

YEAR	GAMES	FGM-FGA	PCT	3-POINT FGM-FGA	PCT	FTM-FTA	PCT	REB/AVG	AST/AVG	PTS/AVG
07-08#	30	107-243	.440	30-82	.366	47-63	.746	101/3.4	69/2.3	291/9.7
09-10	35	260-563	.462	79-202	.391	119-154	.773	166/4.7	101/2.9	718/20.5
Career#	65	367-806	.455	109-284	.384	166-217	.765	267/4.1	170/2.6	1,009/15.5

# Includes statistics from Indiana

Xavier High Game: 32 vs. Kansas State in NCAA Tournament (3-25-10).



## Who's Next?


Senior **Travis Taylor**, who is in his second season as a Musketeer, enters the 2012-13 campaign with 975 career collegiate points.



C.J. Anderson (Manhattan) enjoyed a successful two-year career at Xavier after transferring to XU from Manhattan, helping XU reach an NCAA Elite Eight and an NCAA Sweet 16 in his two seasons. Other successful transfers that came to XU include Drew Lavender (Oklahoma), Jordan Crawford (Indiana), Brian Thornton (Vanderbilt), Andre Walker (Vanderbilt) and current XU senior Travis Taylor (Monmouth). Juniors Isaiah Philmore (Towson) and Erik Stenger (NKU) join the list this year. Matt Stainbrook (Western Michigan) will be eligible to play in games next season.



# TEAM RECORDS




The 2007-08 team won a school record 30 games, finishing the year with a record of 30-7 overall. The Musketeers made a run to the Elite Eight in the NCAA Tournament.

<b>Most Points</b>			
Game	125	vs. Florida International	1-9-88
Season	2,840		1987-88
<b>Most Points Against</b>			
Game	123	by Detroit	12-14-64
Season	2,577		1988-89
<b>Most Points By Both Teams</b>			
Game	234	Xavier 121, Detroit 113	1-6-64
Season	5,309		1988-89
<b>Most Field Goal Attempts</b>			
Game	103	vs. Chase	12-8-51
Season	2,082		2009-10
<b>Most Field Goals Made</b>			
Game	51	vs. Huntington College (Ind.)	12-1-92
Season	1,048		1987-88
<b>Highest Field Goal Percentage</b>			
Game	.722	(39-54) vs. Butler	2-23-91
Season	.520	(939-1806)	1985-86
<b>Lowest Field Goal Percentage (Opponent)</b>			
Game	.184	vs. Eastern Illinois	11-19-05
Season	.361		1952-53
<b>Most 3-Pt. Field Goals Made</b>			
Game	16	at Auburn	1-6-08
	16	Virginia	1-3-08
	16	vs. Charlotte	2-3-07
	15	at Fordham	1-11-07
	14	vs. Fordham	2-14-09
	14	at Temple	1-25-06
	14	vs. Temple	3-8-03
	14	at Rhode Island	1-13-01
	14	vs. Clemson	3-23-99
Season	284		2003-04
	282		2007-08
<b>Most 3-Pt. Field Goals Made (Opponent)</b>			
Game	15	by Loyola Marymount	1-2-90
Season	249		2007-08
<b>Most 3-Pt. Field Goal Attempts</b>			
Game	37	vs. Clemson	3-23-99
Season	791		1998-99

<b>Most 3-Pt. Field Goal Attempts (Opponent)</b>			
Game	34	by St. Bonaventure	1-11-03
Season	742		2007-08
<b>Highest 3-Pt. Field Goal Percentage (3 Att. Min.)</b>			
Game	.833	(5-6) vs. Marietta	11-28-88
Season	.399	(110-276)	1986-87
<b>Highest 3-Pt. Field Goal Percentage (Opponent/3 Att. Min.)</b>			
Game	.818	(9-11) by George Washington	2-12-94
Season	.388	(102-263)	1987-88
<b>Lowest 3-Pt. Field Goal Percentage (Opponent)</b>			
Season	.297		2000-01
<b>Most Free Throw Attempts</b>			
Game	64	vs. Saint Joseph's	1-10-76
Season	942		1953-54
	942		1956-57
<b>Most Free Throws Made</b>			
Game	45	vs. George Washington	2-16-98
	45	vs. Northeast Louisiana	11-24-97
	45	vs. Duquesne	2-24-96
	45	vs. Saint Joseph's	1-10-76
Season	656		1998-99
<b>Highest Free Throw Percentage</b>			
Game	1.000	vs. Ball State (11-11)	11-28-90
Season	.749	(626-836)	2007-08
<b>Most Rebounds</b>			
Game	103	vs. Louisville	1-4-58
Season	1,568		1956-57
<b>Most Steals</b>			
Game	24	vs. Fordham	1-10-98
<b>Most Assists</b>			
Game	36	vs. Long Island	12-8-01
<b>Most Turnovers Forced by a Xavier Team</b>			
Game	38	vs. Northeast Louisiana	11-24-97
<b>Fewest Turnovers by a Xavier Team</b>			
Game	3	vs. Dayton	3-14-04
	3	vs. Massachusetts	3-2-02
<b>Most Personal Fouls</b>			
Game	35	vs. St. Louis	1-12-85
Season	708		1998-99
<b>Most Disqualifications</b>			
Game	6	vs. Canisius	2-18-61
Season	32		1951-52



The 1989-90 Xavier team set a then-school record for most wins in a season, going 28-5 on its way to the Sweet 16 of the NCAA Tournament.



The 2002-03 Musketeers won a school record 16 straight games behind National Player of the Year David West. XU finished with a 26-6 record and made the NCAA Tournament Second Round.

<b>Miscellaneous</b>			
Most Victories (Season)	30		2007-08
	28		1989-90
	27		2008-09
	26	2009-10, 2003-04, 2002-03, 2001-02 and 1987-88	
Most Regular Season Victories	26		2007-08
	24	2010-11, 2008-09, 2002-03, 1989-90 and 1987-88	
Most Postseason Victories	7		2004
Longest Win Streaks	16		2002-03
	15		1987-88
Most Weeks in AP Poll	15		1996-97
Most Consecutive Weeks in AP Poll	28		1996-97 and 1997-98
Longest Home Win Streak	30		2008-10
Longest Cintas Center Win Streak	30		2008-10
Longest Gardens Win Streak	27		1986-88
Highest Total Home Attendance			
Regular Season	170,133	(17 games) in 2007-08	
Highest Home Attendance Average			
Season	10,224	(14 games) in 2001-02	
Highest Total Home Attendance			
All Games	170,133	(17 games) in 2007-08	
Most Home Sell-outs in a Season	14	(15 games) in 2002-03	
Longest Losing Streak	13		1972-73
Most Overtimes in a Game	3	11-27-10 vs. Wofford (XU 94-90)	
		1-8-05 at Massachusetts (UM 90-86)	
		12-21-96 vs. Akron (XU 113-111)	
		1-4-58 vs. Louisville (XU 82-80)	
Highest Scoring Avg (Season)	94.7		1987-88
	89.7		1963-64
Largest Victory Margin	58		1-15-90
		(Xavier 110, District of Columbia 52)	
Most Points Away From Home	122		3-12-88
		vs. Detroit (MCC Champ. Game)	
	122		2-24-88
		vs. Florida International	
Most Combined Points Away From Home	233		12-14-64
		Detroit 123, Xavier 110	

# YEAR-BY-YEAR SCORES

CC – Cintas Center  
 SF – Schmidt Fieldhouse  
 RC – Riverfront Coliseum (a.k.a. The Crown, the Firststar Center and now U.S. Bank Arena)  
 A-10 - indicates A-10 regular season game  
 MCC - indicates MCC regular season game

## 1919-20 (0-1)

COACH: HARRY GILLIGAN

Feb. 20 FC L 18-24 Dayton

## 1920-21 (1-2)



Joe Meyer  
Head Coach

W 21-18 Dayton  
 FC L 13-54 Ohio  
 A L 16-50 Miami (Ohio)

## 1921-22 (2-4)

FC L 16-28 Ohio  
 W 27-13 Dayton  
 W 36-9 Hiram  
 A L 32-34 Ohio  
 A L 20-37 Miami (Ohio)  
 L 10-14 Dayton

## 1922-23 (3-0)

FC W 35-15 Ohio  
 A W 18-17 Ohio  
 W 33-16 Otterbein

## 1923-24 (12-4)

A W 31-13 Circleville AC  
 W 25-18 Covington YMCA  
 FC W 23-11 Miami (Ohio)  
 W 33-17 Fenwick Club  
 FC W 32-31 Ohio  
 L 31-38 Central YMCA  
 L 20-22 Capital  
 A L 15-26 Ohio  
 W 38-37 Wittenberg  
 A W 32-27 Kenyon  
 W 29-26 Central YMCA  
 W 29-18 Covington YMCA  
 W 32-28 Muskingum  
 A W 38-29 Akron  
 W 44-28 Otterbein  
 L 18-24 Fenwick Club

## 1924-25 (6-7)

A L 35-41 Akron

The other six losses include losses to Capital and Heidelberg.  
 The six wins include wins over Ohio Northern and Heidelberg.

## 1925-26 (10-8)

A W 28-24 Circleville AC  
 L 20-28 CGAC (OT)  
 W 45-27 Wilmington  
 A L 33-34 Centre (OT)  
 A W 40-35 Transylvania  
 W 28-23 Y Wildcats  
 L 28-33 L.B. Harrison  
 W 18-15 CGAC  
 Feb. 5 FC W 38-18 Louisville  
 FC W 43-17 L.B. Harrison  
 A L 22-48 Muskingum  
 A L 29-44 Otterbein  
 FC W 63-9 Transylvania  
 A L 24-26 Wilmington  
 A W 19-16 Heidelberg  
 A L 16-18 Ohio Northern  
 L 17-31 Y Wildcats  
 W 49-19 Centre

## 1926-27 (11-3)

L 22-28 Circleville AC  
 Jan. 10 FC W 23-21 Loyola of Chicago  
 W 58-27 Circleville AC  
 L 27-43 YMCA  
 Jan. 22 FC W 54-21 Saint Louis  
 Feb. 5 A W 39-5 Saint Louis  
 W 29-25 YMCA  
 W 29-21 Wilmington  
 W 56-41 Wilmington  
 Feb. 15 A L 13-17 Loyola of Chicago  
 W 22-17 St. Viator  
 W 48-22 Marshall  
 FC W 35-28 Davis-Elkins  
 W 63-30 Transylvania

## 1927-28 (8-1)

FC W 40-13 Centre  
 Jan. 21 FC W 40-33 Saint Louis  
 FC W 40-13 Cedarville  
 Feb. 15 FC W 14-11 Loyola of Chicago  
 FC W 16-14 Marshall  
 FC W 43-34 Marshall  
 A W 24-22 St. Viator  
 Feb. 29 A L 19-40 Loyola of Chicago  
 Mar. 7 SF W 29-25 Cincinnati

## 1928-29 (9-6)

Dec. 15 SF W 35-11 Toledo  
 W 35-20 Georgetown (Ky.)  
 SF W 31-24 Alumni  
 A L 5-20 Loyola of Chicago  
 A L 18-34 St. Viator  
 SF W 28-12 Cedarville  
 A L 20-22 Saint Louis  
 Feb. 5 SF W 24-11 Detroit  
 A W 26-25 Dayton  
 Feb. 12 SF L 29-32 Ohio Wesleyan  
 Feb. 13 SF L 10-20 Loyola of Chicago  
 W 35-11 Kenyon  
 Feb. 23 SF W 18-12 Dayton  
 A L 19-24 Detroit  
 SF W 46-12 Muskingum

## 1929-30 (8-8)

W 28-17 Cedarville  
 W 35-20 Georgetown (Ky.)  
 SF W 20-18 Kentucky Wesleyan  
 W 24-23 Kenyon  
 Jan. 14 A L 13-18 Loyola of Chicago

SF L 19-20 Dayton  
 W 31-16 Centre  
 Jan. 23 SF L 13-18 Loyola of Chicago  
 Feb. 1 SF L 19-37 Ohio Wesleyan  
 SF W 23-22 Alumni  
 SF L 27-30 Denison  
 SF L 20-27 Wittenberg  
 A W 29-18 Dayton  
 A W 23-18 Detroit  
 A L 24-30 Western Reserve  
 SF L 24-36 Detroit

## 1930-31 (10-3)

W 43-22 Cedarville  
 W 36-23 Georgetown (Ky.)  
 Jan. 13 A L 19-31 Michigan State  
 SF W 30-19 Centre  
 A L 20-26 Detroit  
 SF W 40-19 Dayton  
 SF L 17-29 Wittenberg  
 A W 33-10 Dayton  
 A W 34-25 Wittenberg  
 SF W 32-16 Alumni  
 SF W 43-26 Kenyon  
 W 26-20 Denison  
 W 22-17 Detroit

## 1931-32 (10-3)

W 36-12 Cedarville  
 SF W 26-21 Carnegie Tech  
 W 31-22 Centre  
 Jan. 15 A L 20-22 Michigan State  
 A L 21-22 Detroit (OT)  
 SF W 46-12 Dayton  
 W 28-23 Washington & Lee  
 Feb. 2 SF L 16-18 Indiana  
 SF W 37-23 Detroit  
 A W 20-10 Dayton  
 SF W 25-23 Alumni  
 Feb. 20 SF W 31-24 Michigan State  
 SF W 26-21 Wittenberg

## 1932-33 (5-3)

SF W 53-10 Cedarville  
 SF W 37-19 Centre  
 SF W 75-15 Transylvania  
 SF L 19-31 Ohio State  
 Feb. 18 SF L 29-36 Ohio Wesleyan  
 Feb. 27 A L 16-19 Michigan State  
 A W 27-12 Detroit  
 W 34-30 Wittenberg

## 1933-34 (9-1)



Clem Crowe  
Head Coach

Dayton  
 Centre  
 Loyola of Chicago  
 Ohio Wesleyan  
 Alumni  
 Denison  
 Wittenberg  
 Dayton  
 Detroit  
 Western Reserve  
 Detroit

W 48-17 Transylvania  
 SF W 50-13 Kentucky Wesleyan  
 W 59-13 Centre  
 SF W 26-21 Ohio  
 SF W 44-35 Chattanooga  
 Feb. 10 SF L 15-25 Notre Dame  
 Feb. 19 SF W 37-29 Louisville  
 Feb. 24 SF W 29-28 Ohio Wesleyan  
 W 47-38 Wittenberg  
 SF W 35-30 Alumni

## 1934-35 (14-4)

W 47-18 Cedarville  
 W 38-29 Centre  
 W 37-21 Georgetown (Ky.)  
 SF W 47-21 Kentucky Wesleyan  
 L 28-31 Ohio State (OT)  
 W 45-20 Centenary  
 W 29-20 Wittenberg  
 SF W 36-28 Chattanooga  
 W 37-24 Transylvania  
 SF W 29-28 Ohio  
 Feb. 2 SF W 29-26 Ohio Wesleyan  
 Feb. 5 SF L 27-40 Kentucky  
 Feb. 16 SF W 48-29 Wittenberg  
 W 38-19 Georgia Tech  
 W 47-25 Marshall  
 SF W 41-31 Alumni  
 Mar. 7 A L 29-46 Kentucky  
 Mar. 9 SF L 35-42 Notre Dame

## 1935-36 (8-7)

SF W 35-31 Georgetown (Ky.)  
 SF W 41-25 Centre  
 Dec. 17 SF L 26-49 Purdue  
 Dec. 21 SF L 21-23 Pittsburgh  
 SF W 39-37 Vanderbilt  
 SF W 62-38 Alumni  
 Jan. 14 SF L 32-36 Kentucky  
 SF L 22-28 Ohio  
 Jan. 24 SF W 39-20 Tennessee  
 N1 L 30-31 Washington & Jeff.  
 SF W 59-22 Kentucky Wesleyan  
 SF W 35-21 Alabama  
 A L 32-37 Ohio  
 Feb. 15 SF W 32-27 Ohio Wesleyan  
 Feb. 18 A L 40-49 Kentucky  
 N1-Pittsburgh, Pa.

## 1936-37 (7-7)

Dec. 12 SF L 28-32 Kentucky  
 Dec. 16 SF W 30-26 Transylvania  
 Dec. 19 SF W 43-30 Kentucky Wesleyan  
 Dec. 22 SF L 23-35 Purdue  
 Jan. 9 A L 31-41 Loyola of Chicago  
 Jan. 14 A L 20-42 Ohio  
 Jan. 16 SF W 28-26 Butler  
 Feb. 6 W 36-27 Indianapolis  
 W 42-21 Centre  
 Feb. 13 A L 25-29 Toledo  
 SF W 54-27 Alumni  
 Feb. 19 A W 29-28 Wittenberg  
 Feb. 20 SF L 32-35 Ohio  
 Feb. 22 A L 15-23 Kentucky

## 1937-38 (10-9)

SF W 53-39 Transylvania  
 Dec. 9 SF W 29-22 Kentucky Wesleyan  
 Dec. 13 A L 32-56 Purdue  
 Dec. 20 SF L 28-33 Iowa



## YEAR-BY-YEAR SCORES

Dec. 22	SF	L	26-45	Notre Dame
Jan. 3	SF	L	29-34	Creighton
		W	37-27	Wittenberg
Feb. 5	SF	W	36-25	Toledo
	A	L	33-39	Ohio
Jan. 14	A	L	34-35	Bradley
Jan. 15	A	L	38-52	Loyola of Chicago
	SF	W	50-35	Hawaiian Stars
	A	W	35-29	Akron
	SF	W	39-32	Kentucky
	SF	W	34-30	Alumni
	SF	L	29-36	Bradley
Feb. 17	A	L	29-45	Kentucky
	SF	W	47-27	Ohio
	SF	W	40-27	Loyola of Chicago

1938-39 (13-7)

Dec. 9	SF	W	49-31	Kentucky Wesleyan
Dec. 16	SF	W	51-37	Western Michigan
Dec. 20	SF	L	26-27	Wisconsin
Dec. 22	SF	L	38-48	Washington & Lee
Jan. 2	A	W	27-22	Miami (Ohio)
Jan. 6	SF	W	41-36	St. Joseph's (Ind.)
Jan. 12	A	W	41-30	Ohio
Jan. 16	A	L	30-38	DePaul
		W	45-33	St. Joseph's (Ind.)
Jan. 21	SF	W	48-33	Detroit
	SF	W	52-29	Alumni
Jan. 30	SF	W	39-22	Miami (Ohio)
Feb. 3	SF	L	39-48	Indiana
Feb. 8	SF	L	31-41	Kentucky
Feb. 11	SF	W	47-46	Ohio
Feb. 14	A	W	39-36	Ohio Wesleyan (OT)
Feb. 18	SF	W	43-30	Ohio Wesleyan
Feb. 21	A	L	23-43	Kentucky
Feb. 25	A	L	37-41	Detroit
Feb. 27	A	W	46-42	Toledo

1939-40 (6-17)

Dec. 4	SF	L	33-36	St. Joseph's (Ind.)
Dec. 8	SF	W	43-37	Kentucky Wesleyan
Dec. 11	A	L	24-58	Indiana
Dec. 16	A	L	29-36	Ball State
Dec. 19	SF	W	40-28	Centre
Dec. 21	A	L	40-46	St. Joseph's (Ind.)
Dec. 23	A	L	30-42	Western Michigan
Dec. 30	SF	W	41-28	Ohio Wesleyan
Jan. 2	A	L	39-40	Western Kentucky
Jan. 6	SF	L	41-42	Kentucky (OT)
Jan. 8	N1	W	36-35	Tennessee
Jan. 10	A	L	37-48	Ohio
Jan. 16	A	L	29-44	Dayton
Jan. 19	SF	L	36-48	Marshall
Jan. 27	SF	L	33-35	Toledo
Feb. 3	A	L	31-36	Detroit
Feb. 6	A	L	47-51	Marshall
Feb. 10	SF	L	28-30	City Col. of N.Y.
Feb. 12	A	L	29-37	Kentucky
Feb. 14	SF	W	34-27	Dayton
Feb. 17	SF	L	34-39	Ohio
Feb. 24	SF	W	46-41	Detroit
	SF	L	39-43	Alumni

N1-Louisville, Ky.

1940-41 (13-9)

Dec. 2	SF	W	57-25	Kentucky Wesleyan
Dec. 7	SF	W	58-44	Youngstown
	SF	W	57-25	Centre
	SF	W	77-25	Transylvania
	A	L	57-69	Ohio

	A	W	61-50	William & Mary
Jan. 3	SF	L	39-42	Creighton
	A	L	33-57	Butler
Jan. 9	SF	L	43-48	Kentucky
		W	37-35	Dayton
	SF	W	59-28	Alumni
Jan. 25	A	W	49-44	Kentucky
	SF	L	41-49	Ohio
		L	36-49	St. Joseph's (Ind.)
	A	W	37-30	Detroit
		W	36-34	Ball State
		L	39-41	City Col. of N.Y.
Feb. 17	A	L	28-55	Toledo
Feb. 22	SF	L	36-41	Western Kentucky
Feb. 25	SF	W	50-45	Western Michigan
		W	54-30	Dayton
	SF	W	39-35	Detroit

1941-42 (10-8)


	SF	W	44-26	Transylvania
	SF	W	43-37	Morehead State
Dec. 17	SF	L	25-38	Oregon
	SF	W	63-43	South Carolina
Dec. 23	SF	L	36-46	Tennessee
	A	W	58-32	Washington & Lee
	SF	W	47-39	Ohio
Jan. 10	SF	L	39-40	Kentucky
	A	L	32-46	Dayton
Jan. 24	A	L	30-42	Tennessee
Feb. 2	SF	W	58-30	Wabash
	SF	W	45-40	Toledo
	A	L	49-59	Marshall
	SF	W	70-20	Centre
	SF	W	53-43	Marshall
Feb. 21	A	L	36-44	Kentucky
	A	L	42-43	Ohio
	SF	W	58-42	Dayton

1942-43 (6-10)

		W	55-38	Georgetown (Ky.)
		L	24-51	36th Armored
Dec. 19	A	L	50-51	Wabash
Jan. 9	SF	L	38-43	Kentucky
	A	L	53-58	Ohio
Jan. 16	A	L	38-60	Toledo
Jan. 23	A	L	23-55	Tennessee
Feb. 1	SF	L	38-48	Tennessee
		L	28-51	Dayton
Feb. 8	A	L	36-48	Kentucky
		W	49-42	36th Armored
		W	68-53	Marshall
	SF	W	57-41	Ohio
		W	61-39	Dayton
Mar. 3	SF	W	51-37	Cincinnati
		L	40-56	Marshall

\* No basketball games were played at Xavier during the 1943-44 and 1944-45 seasons because of World War II.

1945-46 (3-16)



**Ed Burns**  
**Head Coach**

	SF	L	35-41	Miami (Ohio)
		L	31-62	Camp Atterbury
Jan. 5	SF	L	41-49	Eastern Kentucky
Jan. 14	SF	L	36-62	Kentucky
Jan. 17	A	L	46-67	Eastern Kentucky
	A	L	46-67	Miami (Ohio)
		L	50-91	Marshall
Jan. 26	A	L	43-58	Bowling Green
		L	51-61	Camp Atterbury
		L	53-64	Fort Knox
	W	L	48-41	Dayton
		L	47-53	Cincinnati Command
	W	L	60-41	Alumni
		L	59-72	Marshall
	W	L	66-41	Wilmington
		L	33-47	Dayton
		L	50-55	Bradley
Feb. 23	A	L	40-83	Kentucky
Feb. 27	SF	L	39-53	Cincinnati

## 1946-47 (8-17)



**Lew Hirt**  
**Head Coach**

Dec. 19	A	L	42-54	Anderson (Ind.)
	A	L	38-50	Indiana State
	A	L	54-60	Miami (Ohio)
	A	L	47-56	Marshall
	A	W	59-48	Morris-Harvey
	A	L	49-64	Toledo
	A	L	37-50	Kent State
	N1	W	64-49	SE Missouri State
Jan. 3	N1	W	53-47	Evansville
	N1	L	44-58	Marshall
	SF	W	43-34	Ohio Wesleyan

Jan. 4	A	L	34-35	Dayton
Jan. 7	A	L	30-47	Ohio
Jan. 11	SF	W	45-43	Bowling Green
Jan. 17	SF	L	41-53	Marshall
Jan. 25	A	L	34-71	Kentucky
Feb. 1	SF	L	37-47	Toledo
Feb. 4	SF	W	58-48	Miami (Ohio)
Feb. 8	SF	W	65-35	Baldwin-Wallace
Feb. 13	SF	W	75-55	Dayton
Feb. 15	N2	L	46-59	Ohio Wesleyan
Feb. 17	SF	L	46-47	Ohio
Feb. 19	SF	L	31-58	Kentucky
Feb. 21	A	L	48-62	Bowling Green
Feb. 26	SF	L	51-76	Cincinnati
N1-Terre Haute, Ind.				
N2-Ashland, Ky.				

## 1947-48 (24-8)



**N.A.I.B. TOURNAMENT FOURTH PLACE  
XAVIER'S FIRST NATIONAL POSTSEASON**

### TOURNAMENT APPEARANCE

Dec. 3	N1	W	70-53	Franklin College
Dec. 6	A	W	44-43	Purdue
Dec. 13	SF	W	72-48	Morris-Harvey
Dec. 16	A	L	52-57	Ohio
Dec. 17	A	L	34-79	Kentucky
Dec. 20	SF	W	79-42	Vanderbilt
Dec. 22	SF	W	54-34	Ohio Wesleyan
Dec. 29	SF	W	51-39	Ball State
Jan. 3	SF	W	62-36	Creighton
Jan. 4	SF	W	41-34	Seton Hall
Jan. 7	SF	W	62-34	Louisville
Jan. 9	A	L	36-54	Bowling Green
Jan. 10	A	W	66-50	Lawrence Tech
Jan. 14	A	W	62-51	Miami (Ohio)
Jan. 20	A	W	62-42	Vanderbilt
Jan. 24	A	W	60-52	Kent State
Jan. 31	SF	W	59-36	Detroit
Feb. 2	SF	W	56-37	Ohio
Feb. 3	SF	W	51-49	Bowling Green
Feb. 7	SF	W	45-43	Loyola of Chicago
Feb. 10	A	W	72-52	Dayton
Feb. 13	A	L	47-58	Louisville
Feb. 18	SF	W	61-44	Miami (Ohio)
Feb. 21	SF	W	60-51	Indiana State
Feb. 24	SF	W	57-32	Dayton
Feb. 28	SF	L	37-59	Kentucky
Mar. 3	SF	L	45-52	Cincinnati

**N.A.I.B. TOURNAMENT**

	N2	W	67-43	NW Louisiana State
	N2	W	57-35	New Britain
	N2	W	62-50	Mankato State
Mar. 12	N2	L	49-56	Louisville (semifinals)
	N2	L	58-59	Hamline (consol.)
N1-Middletown High School				
N2-Kansas City, Mo.				

# YEAR-BY-YEAR SCORES

## ASSOCIATED PRESS RANKINGS BEGIN HERE 1948-49 (16-10)

XU AP				
Dec. 4	SF	W	67-29	Cedarville
Dec. 11	A	L	55-63	Indiana
	A	W	68-48	Georgetown (Ky.)
	SF	W	72-34	Western Ontario
Jan. 1	SF	L	53-65	Bowling Green
Jan. 4	A	L	72-74	Loyola (Md.)
Jan. 5	A	L	51-60	Seton Hall
	SF	W	84-42	Hanover
Jan. 8	A	W	61-48	Miami (Ohio)
Jan. 15	A	L	57-64	Louisville (OT)
Jan. 22	SF	W	66-43	Indiana State
Jan. 29	SF	W	71-57	Louisville
Feb. 1	A	L	55-59	#14 Bowling Green
Feb. 5	SF	W	71-64	Cincinnati
Feb. 8	SF	W	75-51	Long Island
Feb. 11	A	W	47-44	Toledo
Feb. 12	A	L	50-96	#1 Kentucky
Feb. 15	SF	W	66-48	Dayton
Feb. 18	A	W	78-60	John Carroll
Feb. 19	SF	L	60-64	Toledo
Feb. 22	A	W	53-50	Marshall
Feb. 24	CG	L	40-51	#1 Kentucky
Feb. 27	SF	W	49-44	Dayton
Mar. 1	A	W	64-43	Miami (Ohio)
Mar. 7	CG	W	82-65	William & Mary
Mar. 9	CG	L	46-57	Cincinnati

## 1949-50 (12-16) XU AP

Dec. 3	SF	W	72-47	Franklin
	SF	W	66-42	Georgetown (Ky.)
Dec. 10	CG	L	57-59	Western Kentucky
Dec. 15	SF	W	68-46	Youngstown
Dec. 17	SF	L	47-64	Louisville
Dec. 21	SF	W	76-41	Santa Clara
Dec. 27	SF	L	51-54	Holy Cross
Jan. 5	A	W	70-59	Youngstown
Jan. 6	SF	W	86-63	Loyola (Md.)
Jan. 7	A	L	72-77	Louisville
Jan. 9	A	L	51-63	Western Kentucky
Jan. 13	A	W	58-52	Lawrence Tech
Jan. 14	A	L	56-65	Toledo
Jan. 22	SF	L	55-65	Dayton
Jan. 28	CG	L	47-58	#4 Kentucky
Jan. 31	SF	L	59-60	Miami (Ohio)
Feb. 3	A	L	50-52	Indiana State
Feb. 8	N1	L	47-57	#15 San Francisco
Feb. 10	SF	W	45-36	Evansville
Feb. 13	A	L	42-59	Dayton
Feb. 14	A	W	51-37	Miami (Ohio)
Feb. 18	A	L	63-67	Marshall
Feb. 23	A	L	53-58	#5 Kentucky
Feb. 25	SF	W	53-48	#14 Toledo
Mar. 2	N2	L	51-59	Dayton
Mar. 9	CG	W	54-53	Cincinnati
Mar. 17	CG	W	74-53	Morris-Harvey
Mar. 18	CG	L	48-59	Cincinnati

XU AP				
Dec. 2	SF	W	73-40	Ohio Wesleyan
Dec. 7	SF	W	78-47	Hanover
Dec. 12	CG	L	56-67	Kentucky
Dec. 17	SF	W	79-56	John Carroll
Dec. 19	N1	L	69-71	Evansville

Dec. 22	N2	W	92-58	North Carolina
Dec. 28	CG	L	70-83	#17 Cincinnati
Jan. 6	SF	W	67-65	Loyola of Chicago
Jan. 8	A	L	62-79	Western Kentucky
Jan. 10	A	L	55-63	Louisville
Jan. 13	CG	W	60-52	Notre Dame
Jan. 20	A	W	64-49	Miami (Ohio)
Jan. 25	SF	W	41-40	Tulsa
Jan. 30	SF	W	79-59	#20 Toledo
Feb. 1	SF	W	72-52	Miami (Ohio)
Feb. 3	A	W	65-59	Morehead State
Feb. 8	SF	W	77-53	Loyola (Md.)
Feb. 11	SF	L	57-63	#18 Dayton
Feb. 13	A	L	51-78	#1 Kentucky
Feb. 19	SF	W	72-69	#14 Louisville
Feb. 23	SF	W	74-57	Kent State
Feb. 24	A	W	79-67	Gannon
Feb. 26	A	L	61-70	Toledo
Feb. 28	SF	W	67-64	Western Kentucky
Mar. 3	A	L	53-77	#14 Dayton
Mar. 8	CG	L	66-81	#17 Cincinnati

N1 - Owensboro, Ky.  
N2 - Pikeville, Ky.

## 1951-52 (10-14)



**Ned Wulk**  
Head Coach

XU AP				
Nov. 26	A	L	54-58	Eastern Kentucky
Dec. 1	SF	W	103-66	Franklin
Dec. 6	SF	W	81-65	Chase
Dec. 8	A	L	69-92	Indiana
Dec. 10	CG	L	72-97	#1 Kentucky
Dec. 16	SF	W	72-67	John Carroll
Dec. 19	SF	L	82-92	#16 Western Kentucky
Dec. 22	SF	W	73-59	Ball State
Dec. 29	CG	W	77-70	Cincinnati
Jan. 7	A	L	50-83	#4 Kentucky
Jan. 9	SF	L	67-77	#15 Louisville
Jan. 12	SF	W	88-70	Georgetown (Ky.)
Jan. 15	A	L	79-82	Miami (Ohio)
Jan. 22	A	W	84-70	Beloit
Jan. 23	A	L	83-103	Loyola of Chicago
Jan. 27	A	L	60-67	#16 Dayton
Feb. 1	SF	W	87-68	Hanover
Feb. 5	SF	W	83-77	Tampa
Feb. 8	SF	W	74-67	Miami (Ohio)
Feb. 13	CG	L	63-68	Cincinnati
Feb. 17	A	L	84-91	Lawrence Tech
Feb. 20	A	L	74-93	Villanova
Feb. 24	CG	L	80-82	#11 Dayton
Feb. 27	A	L	87-101	#13 Louisville

## 1952-53 (11-12) XU AP

Dec. 1	SF	W	87-73	Union (Ky.)
Dec. 4	SF	W	81-53	Georgetown (Ky.)
Dec. 8	SF	L	71-76	Minnesota
Dec. 11	SF	W	96-91	Marshall
Dec. 14	A	L	73-99	Lawrence Tech
Dec. 19	SF	L	75-76	Baldwin-Wallace
Jan. 3	SF	W	90-49	Hanover
Jan. 6	CG	W	81-78	Cincinnati
Jan. 8	A	L	62-71	Siena
Jan. 10	A	L	86-94	Villanova
Jan. 11	A	L	78-86	#2 Seton Hall
Jan. 14	SF	L	70-90	Miami (Ohio)
Jan. 18	CG	W	70-68	Dayton
Jan. 26	SF	W	80-68	#18 Eastern Kentucky
Jan. 31	A	L	71-88	Baldwin-Wallace
Feb. 1	A	W	89-82	John Carroll
Feb. 4	A	L	69-72	Louisville
Feb. 10	CG	W	70-68	Cincinnati
Feb. 14	A	L	74-91	Eastern Kentucky
Feb. 20	SF	W	80-74	#16 Louisville
Feb. 22	A	L	63-81	Dayton
Feb. 25	A	W	110-91	#12 Miami (Ohio)
Mar. 2	A	L	78-83	Marshall

## 1953-54 (18-12) XU AP

Dec. 2	SF	W	77-51	Union (Ky.)
Dec. 5	SF	W	83-64	Kent State
Dec. 10	SF	W	80-60	Hanover
Dec. 12	CG	L	66-81	#2 Kentucky
Dec. 14	A	W	74-54	Georgetown
Dec. 16	A	W	81-73	Villanova
Dec. 17	A	L	64-70	Iona
Dec. 19	A	W	66-54	#19 Siena
Dec. 26	SF	L	64-67	#6 Minnesota
Dec. 28	N1	W	69-49	Murray State
Dec. 29	A	L	56-61	Louisville
Dec. 30	N1	W	86-67	Eastern Kentucky
Jan. 2	A	W	85-60	John Carroll
Jan. 4	A	L	71-76	#1 Kentucky
Jan. 6	CG	L	58-77	Cincinnati
Jan. 12	SF	W	73-68	Miami (Ohio)
Jan. 18	A	W	79-63	Eastern Kentucky
Jan. 22	SF	W	74-57	Baldwin-Wallace
Jan. 24	A	L	58-66	Dayton
Jan. 30	SF	L	65-74	Louisville
Feb. 1	A	W	70-64	Murray State
Feb. 2	A	W	71-69	Centenary
Feb. 4	A	W	67-57	Loyola (La.)
Feb. 6	A	W	76-65	Southern Mississippi
Feb. 8	SF	L	49-50	Loyola (La.)
Feb. 10	CG	L	76-81	Cincinnati
Feb. 13	SF	W	78-61	Eastern Kentucky
Feb. 21	CG	L	63-81	#17 Dayton
Feb. 24	A	L	55-59	Louisville
Feb. 27	A	W	90-89	Miami (Ohio)

N1 - Louisville, Ky.

## 1954-55 (13-13) XU AP

Dec. 4	SF	W	90-46	Denison
Dec. 6	SF	W	83-50	Southern Mississippi
Dec. 11	CG	L	81-72	Memphis
Dec. 13	A	L	69-72	#2 Kentucky
	A	L	46-60	Eastern Kentucky
	A	W	64-60	John Carroll
Dec. 18	A	L	68-78	Canisius
	SF	W	97-66	Georgetown (Ky.)

Jan. 6	CG	W	67-64	Cincinnati
Jan. 8	SF	W	76-70	#16 Louisville
Jan. 10	A	W	82-80	Western Kentucky (2OT)
	A	L	69-82	Marshall
	A	L	73-96	Villanova
Jan. 19	SF	W	74-68	Murray State
Jan. 22	SF	W	86-72	Eastern Kentucky
Jan. 30	CG	L	80-91	#15 Dayton
Feb. 1	A	L	67-81	Memphis
	A	L	71-75	Loyola (La.)
	A	W	81-74	Spring Hill
Feb. 9	A	L	69-70	#17 Cincinnati
	SF	W	101-83	Loyola (La.)
Feb. 14	A	L	55-66	#2 Kentucky
Feb. 18	SF	L	72-75	Western Kentucky
Feb. 20	A	L	60-71	#13 Dayton
Feb. 23	A	L	52-92	Louisville
Feb. 26	SF	W	80-74	Miami (Ohio)

## 1955-56 (17-11)

F - Dave Piontek, Sr., 15.7 ppg. & 15.3 rpg.  
F - Richard Schneider, Sr., 13.2 ppg. & 9.6 rpg.  
C - Frank Tartaron, So., 9.0 ppg. & 8.3 rpg.  
G - Jim Boothe, Jr., 16.5 ppg. & 3.6 rpg. & 3.7 apg.  
G - Louis Vonderbrinck, Sr., 8.4 ppg. & 4.3 rpg.

## XU AP

Dec. 6	SF	W	71-40	Spring Hill
Dec. 14	A	W	80-47	Wabash
	A	W	88-65	Eastern Kentucky
	A	W	90-52	Georgetown (Ky.)
Dec. 30	N1	W	84-63	Niagara
Dec. 31	N1	W	95-86	St. Bonaventure
Jan. 1	N1	W	92-67	Georgia Tech
Jan. 5	SF	L	72-73	Western Kentucky
Jan. 10	N2	L	73-84	Seton Hall
	A	W	84-57	Loyola (Md.)
	A	W	71-70	Villanova
Jan. 17	CG	L	66-71	Cincinnati
Jan. 21	A	L	73-81	#2 Dayton
	A	W	75-54	Loyola (La.)
	A	W	70-47	Spring Hill
Feb. 2	A	L	75-77	Miami (Fla.)
Feb. 4	SF	L	76-77	Miami (Ohio)
Feb. 8	SF	W	79-72	#20 Cincinnati (OT)
Feb. 10	SF	W	92-78	St. Francis (Pa.)
Feb. 13	SF	W	99-59	#5 Louisville
Feb. 16	A	L	65-74	Western Kentucky
Feb. 19	CG	L	75-85	#2 Dayton
Feb. 23	SF	W	93-72	Eastern Kentucky
Feb. 29	A	L	70-83	#6 Louisville
Mar. 3	A	L	91-96	Miami (Ohio)
	W		85-67	Steubenville

## NIT-NEW YORK

Mar. 17	N2	W	84-80	Saint Louis
Mar. 20	N2	L	68-72	#3 Dayton

N1 - Buffalo, N.Y.  
N2-Madison Square Garden (New York, N.Y.)

## 1956-57 (20-8)

F - Corny Freeman, So., 15.5 ppg. & 18.8 rpg.  
F - Joe Viviano, So., 13.2 ppg. & 10.1 rpg.  
C - Frank Tartaron, Jr., 8.3 ppg. & 7.5 rpg.  
G - Hank Stein, So., 13.5 ppg. & 2.3 rpg.  
G - Jimmy Boothe, Sr., 11.3 ppg. & 1.9 rpg. & 2.2 apg.

## XU AP

Dec. 2	SF	W	88-59	St. Joseph's (Ind.)
Dec. 6	SF	W	111-61	Spring Hill
Dec. 9	SF	W	73-58	Bellarmine
Dec. 13	A	L	86-93	Wichita State (2OT)
Dec. 15	A	L	71-92	#5 S.M.U.



# YEAR-BY-YEAR SCORES

Dec. 19	SF	W	74-68	Georgetown (Ky.)
Dec. 27	N1	L	76-83	Minnesota
Dec. 29	N1	W	81-57	Cornell
Jan. 3	SF	W	87-79	#14 Western Kentucky
Jan. 5	N2	W	82-79	Iona
Jan. 9	CG	W	88-62	Cincinnati
Jan. 13	CG	L	59-61	Dayton
Jan. 19	SF	W	106-80	Ohio
Jan. 25	SF	W	91-54	Centenary
Jan. 31	SF	W	102-76	Loyola (Md.)
Feb. 2	A	W	84-72	Miami (Ohio)
Feb. 10	SF	W	90-62	Loyola (La.)
Feb. 13	CG	L	57-69	Cincinnati
Feb. 16	A	L	69-87	#8 Louisville
Feb. 20	A	W	68-65	Dayton
Feb. 23	N3	W	99-86	Manhattan
Feb. 25	SF	W	79-59	Toledo
Feb. 27	A	W	77-71	Western Kentucky
Mar. 2	SF	W	100-80	Miami (Ohio)
Mar. 9	A	W	70-59	#13 Temple
Mar. 11	A	L	65-69	St. Francis (Pa.)

## NIT-NEW YORK

Mar. 16	N2	W	85-79	Seton Hall
Mar. 19	N2	L	81-116	Bradley

N1 - Buffalo, N.Y.

N2 - Madison Square Garden (New York, N.Y.)

N3 - Chicago, Ill.

## 1957-58 (19-11)



**Jim McCafferty**  
Head Coach



**NATIONAL INVITATION TOURNAMENT CHAMPIONS**  
\* FIRST NATIONAL CHAMPIONSHIP BY AN OHIO  
DIVISION I COLLEGE OR UNIVERSITY

F - Joe Viviano, Jr., 18.1 ppg. & 12.6 rpg.

F - Tony Olberding, Sr.

C - Frank Turtaron, Sr.

G - Hank Stein, Jr., 15.5 ppg. & 2.6 rpg.

G - Bowyer "Ducky" Castelle, So., 9.9 ppg.

XU AP				
Dec. 1	SF	W	74-56	St. Joseph's (Ind.)
Dec. 4	A	W	83-76	John Carroll
Dec. 8	SF	W	74-58	Bellarmine
Dec. 13	N1	W	70-68	Marshall
Dec. 14	A	L	68-79	#19 Cincinnati
Dec. 17	SF	W	85-82	Fordham
Dec. 29	SF	W	70-64	Villa Madonna
Dec. 31	SF	W	86-66	Regis
Jan. 4	CG	W	82-80	Louisville (3 OT)
Jan. 6	SF	W	78-65	Miami (Ohio)
Jan. 9	A	W	71-61	Iona
Jan. 11	A	L	66-70	Saint Joseph's
Jan. 20	SF	W	102-76	Western Kentucky
Jan. 25	A	L	75-86	Toledo
Jan. 27	SF	W	76-65	La Salle
Jan. 29	A	L	59-74	#16 Dayton
Feb. 1	A	W	65-54	Loyola of Chicago
Feb. 4	SF	W	76-60	Florida State
Feb. 8	A	L	74-76	Louisville
Feb. 10	A	L	87-99	Marshall
Feb. 12	A	L	74-87	Ohio
Feb. 16	CG	L	58-64	#14 Dayton
Feb. 23	SF	L	70-75	St. Francis (Pa.)
Feb. 26	A	W	100-91	Western Kentucky
Mar. 1	A	L	79-89	Miami (Ohio)
Mar. 8	CG	L	68-80	#3 Cincinnati

## NIT-NEW YORK

Mar. 15	N2	W	95-86	Niagara
Mar. 18	N2	W	72-62	Bradley
Mar. 20	N2	W	72-53	St. Bonaventure
Mar. 22	N2	W	78-74	#11 Dayton(Finals)(OT)

N1 - UC Fieldhouse, Cincinnati, Ohio

N2 - Madison Square Garden (New York, N.Y.)

## 1958-59 (12-13)

F - Joe Viviano, Sr., 17.0 ppg. & 9.8 rpg.

G - Hank Stein, Sr., 13.7 ppg. & 2.2 rpg.

G - Bowyer "Ducky" Castelle, Jr., 10.1 ppg. & 3.7 rpg.

C - Ron Nicolai, So., 6.8 ppg. & 9.8 rpg.

F - Rich Piontek, Jr., 7.7 ppg. & 10.5 rpg.

## XU AP

Dec. 2	SF	W	91-71	John Carroll
Dec. 5	SF	W	58-52	16 New Mexico State
Dec. 11	N1	W	69-52	16 Iona
Dec. 13	A	W	80-58	16 Detroit
Dec. 19	CG	W	80-68	9 #16 Seattle
Dec. 22	A	L	71-86	9 Marquette
Dec. 26	N2	W	68-57	10 Oregon
Dec. 27	A	L	54-81	10 Oklahoma City
Dec. 29	N2	L	71-92	10 Bowling Green
Jan. 3	CG	W	98-66	Louisville
Jan. 6	A	W	85-79	Miami (Ohio)
Jan. 10	A	L	66-70	Louisville
Jan. 14	A	L	56-60	Dayton
Jan. 24	CG	L	66-92	#6 Cincinnati
Jan. 28	SF	W	70-62	Georgetown
Jan. 31	N3	W	73-71	Notre Dame
Feb. 2	SF	L	56-59	St. Francis (Pa.)
Feb. 9	A	L	69-88	#14 Seattle
Feb. 11	A	L	81-93	Montana State
Feb. 16	A	L	67-94	Western Kentucky
Feb. 21	CG	L	70-79	#13 Marquette
Feb. 23	CG	L	73-82	Western Kentucky
Feb. 28	A	L	80-99	La Salle
Mar. 3	SF	W	82-69	Miami (Ohio)
Mar. 8	CG	W	71-69	Dayton

N1 - Madison Square Garden (New York, N.Y.)

N2 - Oklahoma City, Okla.

N3 - Chicago, Ill.

## 1959-60 (17-9)

C - Jack Thobe, So., 18.4 ppg. & 10.0 rpg.

G - Bill Kirvin, So., 12.8 ppg. & 3.0 rpg. & 2.6 apg.

F - Jim Haffner, Jr., 9.9 ppg. & 6.2 rpg.

G - Jim Enright, So., 10.3 ppg. & 2.1 rpg.

F - Ron Nicolai, Jr., 6.2 ppg. & 8.1 rpg.

## XU AP

Dec. 2	SF	W	92-40	Marian
Dec. 6	SF	W	85-60	Bellarmine
Dec. 12	A	W	69-57	St. Bonaventure
Dec. 14	A	L	71-95	Detroit
Dec. 19	SF	W	86-65	Seattle
Dec. 21	N1	W	94-91	The Citadel
Dec. 23	SF	W	76-67	St. Mary's (Texas)
Dec. 26	SF	W	84-76	New Mexico
Dec. 28	N2	W	86-74	Florida
Dec. 29	A	L	69-87	#15 Miami (Fla.)
Jan. 2	SF	W	75-73	Creighton
Jan. 6	A	L	51-54	Dayton
Jan. 11	A	L	74-82	Miami (Ohio)
Jan. 16	A	L	62-84	Louisville
Jan. 18	SF	W	80-71	Miami (Ohio)
Jan. 20	SF	W	86-76	Western Kentucky
Jan. 22	A	L	63-65	Loyola of Chicago
Jan. 23	SF	W	52-45	Portland
Feb. 6	CG	W	75-64	Louisville
Feb. 10	A	W	82-73	#18 Western Kentucky
Feb. 13	SF	W	73-71	#20 Detroit
Feb. 15	SF	W	79-75	Marquette
Feb. 20	SF	W	87-72	Regis
Feb. 24	CG	L	82-91	Dayton
Mar. 1	A	L	61-67	Marquette
Mar. 8	CG	L	68-86	#1 Cincinnati

N1 - Fort Wayne, Ind.

N2 - Miami, Fla.

## 1960-61 (17-10)

F - Leo McDermott, So., 12.2 ppg. & 6.8 rpg.

F - Ron Nicolai, Sr., 5.4 ppg. & 6.5 rpg.

C - Jack Thobe, Jr., 17.5 ppg. & 10.7 rpg.

G - Bill Kirvin, Jr., 16.2 ppg. & 3.4 rpg. & 4.7 apg.

G - Jim Enright, Jr., 9.3 ppg. & 2.2 rpg. & 4.3 apg.

## XU AP

Dec. 2	SF	W	72-43	Marian
Dec. 4	SF	W	106-69	Bellarmine
Dec. 10	A	L	64-76	Louisville
Dec. 12	SF	L	75-85	St. Bonaventure
Dec. 15	SF	W	75-62	Loyola Marymount
Dec. 19	SF	W	95-79	St. Mary's (Texas)
Dec. 23	SF	W	87-82	Gonzaga
Dec. 27	N1	L	65-71	Colorado State
Dec. 28	N1	W	72-39	Yale
Dec. 31	SF	W	78-63	Yale
Jan. 2	SF	W	92-63	Creighton
Jan. 14	SF	W	87-75	Saint Joseph's
Jan. 18	CG	W	84-77	#5 Louisville
Jan. 20	SF	W	76-66	Western Kentucky
Jan. 28	CG	L	64-87	Dayton
Feb. 2	A	L	61-68	Western Kentucky
Feb. 6	SF	W	99-96	Detroit
Feb. 11	SF	L	79-88	Marquette (OT)
Feb. 13	SF	W	87-79	Miami (Ohio)
Feb. 16	N2	W	58-54	Iona
Feb. 18	A	W	81-79	Canisius
Feb. 22	A	L	71-94	Dayton
Feb. 27	A	W	86-81	Miami (Ohio)
Mar. 2	CG	L	53-89	#3 Cincinnati
Mar. 9	A	L	74-77	Marquette
Mar. 11	A	W	94-85	Loyola of Chicago

## NCAA TOURNAMENT

Mar. 14 N3 L 66-71 Morehead State

N1 - Detroit, Mich.

N2 - Madison Square Garden, New York, N.Y.

N3 - Kentucky State Fairgrounds, Louisville, Ky.

## 1961-62 (14-12)

F - Jack Thobe, Sr., 14.6 ppg. & 7.3 rpg.

G - Bill Kirvin, Sr., 13.5 ppg. & 3.1 rpg. & 4.0 apg.

C - Bob Pelkington, So., 11.8 ppg. & 11.7 rpg.

G - Frank Pinchback, Sr., 11.1 ppg. & 8.2 rpg.

F - Joe Geiger, So., 11.0 ppg. & 7.4 rpg.

## XU AP

Dec. 3	SF	W	93-51	Bellarmine
Dec. 6	SF	W	94-47	Marian
Dec. 9	A	L	57-79	St. Bonaventure
Dec. 11	A	L	73-88	Detroit
Dec. 18	A	L	69-81	Illinois
Dec. 20	SF	W	67-53	#3 Providence
Dec. 22	N1	L	67-75	#4 Kansas State
Dec. 23	N1	L	70-75	Tennessee
Dec. 30	SF	W	95-83	Western Kentucky
Jan. 3	A	L	48-64	Dayton
Jan. 6	SF	W	82-51	Ohio Wesleyan
Jan. 9	SF	W	67-65	Canisius
Jan. 13	SF	W	87-66	#6 Villanova
Jan. 17	A	L	60-85	Louisville
Jan. 20	SF	W	81-68	Miami (Ohio)
Jan. 29	SF	W	89-82	Detroit
Feb. 2	A	L	68-75	Saint Joseph's
Feb. 7	CG	W	72-71	Dayton
Feb. 10	A	W	68-61	Marquette
Feb. 14	CG	W	79-67	Louisville
Feb. 17	SF	W	72-60	Portland
Feb. 21	A	L	83-88	Western Kentucky
Mar. 1	CG	L	58-61	#2 Cincinnati
Mar. 3	A	L	63-65	Miami (Ohio)
Mar. 5	SF	W	96-89	Loyola of Chicago
Mar. 10	SF	L	67-76	Marquette

N1 - Lexington, Ky.

## 1962-63 (12-16)

F - Joe Geiger, Jr., 11.1 ppg. & 7.9 rpg.

F - Leo McDermott, Sr., 8.8 ppg. & 4.4 rpg.

C - Bob Pelkington, Jr., 15.3 ppg. & 16.2 rpg. & 3.4 apg.

G - Steve Thomas, So., 16.1 ppg. & 3.1 rpg.

G - Joe McNeil, So., 4.9 ppg. & 2.4 rpg.

## XU AP

Dec. 1	SF	W	87-53	Marian
Dec. 5	A	L	48-63	Tennessee
Dec. 8	A	L	83-87	Canisius
Dec. 10	A	L	75-93	Detroit
Dec. 12	SF	W	91-61	Gannon
Dec. 15	SF	W	103-94	Jacksonville
Dec. 17	SF	L	74-76	Seattle
Dec. 19	SF	W	86-77	St. Bonaventure
Dec. 22	SF	W	76-65	Hanover
Dec. 28	N1	L	57-63	Auburn
Dec. 29	N1	L	66-75	#10 Mississippi State
Jan. 3	CG	L	65-69	Dayton
Jan. 6	SF	W	87-71	Detroit
Jan. 12	A	L	57-80	Marquette
Jan. 16	CG	L	66-75	Louisville
Jan. 19	SF	W	63-62	Miami (Ohio)
Jan. 26	A	L	76-90	Kentucky
Jan. 27	SF	L	66-69	Santa Clara
Jan. 29	SF	W	73-56	Bellarmine
Feb. 6	A	L	63-79	Dayton
Feb. 11	A	W	59-57	Miami (Ohio)
Feb. 13	A	L	68-70	Louisville (OT)

# YEAR-BY-YEAR SCORES

Feb. 18	SF	W	96-68	Villa Madonna
Feb. 23	A	L	59-73	Villanova
Feb. 26	CG	L	61-72	#1 Cincinnati
Mar. 2	SF	L	67-80	Marquette
National Catholic Tournament				
Mar. 8	N2	W	80-67	Creighton
Mar. 9	N2	W	89-75	St. Bonaventure (Finals)
N1-New Orleans, La.				
N2-Louisville, Ky.				

1963-64 (16-10)



**Don Ruberg**  
Head Coach

F – Bryan Williams, Sr., 12.7 ppg. & 5.1 rpg.  
F – Joe Geiger, Sr., 19.3 ppg. & 11.2 rpg.  
C – Bob Pelkington, Sr., 13.1 ppg. & 21.8 rpg. & 3.4 apg.  
G – Steve Thomas, Jr., 30.0 ppg. & 3.6 rpg.  
G – Joe McNeil, Jr., 6.9 ppg. & 3.3 rpg.

XU AP				
Dec. 1	SF	W	101-77	Marian
Dec. 4	SF	W	69-57	Tennessee
Dec. 10	SF	L	69-76	Central State
Dec. 14	A	L	82-87	St. Bonaventure
Dec. 16	SF	W	102-66	Villa Madonna
Dec. 20	A	W	76-75	Saint Joseph's
Dec. 26	N1	W	69-68	Miami (Ohio)
Dec. 28	N1	L	80-86	DePaul
Dec. 30	SF	W	83-71	Tulsa
Jan. 4	A	W	103-94	Dayton
Jan. 6	SF	W	121-113	Detroit
Jan. 11	A	W	83-81	Marquette
Jan. 15	SF	W	80-79	Louisville
Jan. 18	SF	L	88-90	#9 Villanova
Jan. 26	A	L	76-83	Duquesne
Jan. 28	SF	W	104-84	Canisius
Feb. 1	SF	W	82-81	Dayton
Feb. 8	SF	L	85-97	Miami (Ohio)
Feb. 9	SF	W	85-73	Catholic
Feb. 12	A	L	91-97	Louisville
Feb. 15	A	W	114-112	Detroit
Feb. 18	SF	W	116-99	St. Francis (Pa.)
Feb. 22	A	L	85-96	Miami (Ohio)
Feb. 25	A	W	99-86	Memphis
Mar. 4	CG	L	92-94	Cincinnati
Mar. 7	SF	L	95-98	Marquette
N1-Buffalo, N.Y.				

1964-65 (10-15)

F – Bryan Williams, Jr., 14.3 ppg. & 7.0 rpg.  
F – Jim Hengehold, So., 12.2 ppg. & 5.8 rpg.  
C – Ben Cooper, Jr., 14.1 ppg. & 13.1 rpg.  
\*G – Steve Thomas, Sr., 28.9 ppg. & 3.6 rpg.  
G – Joe McNeil, Sr., 5.2 ppg. & 2.5 rpg. & 2.5 apg.  
\* Played only 14 game due to injury.

XU AP				
Dec. 5	A	L	89-93	#16 Villanova
Dec. 7	SF	W	96-66	Union (Ky.)
Dec. 12	A	L	85-91	Canisius
Dec. 14	A	L	110-123	Detroit
Dec. 19	SF	L	76-80	Kent State (OT)
Dec. 23	SF	W	100-78	St. Bonaventure
Dec. 28	N1	W	93-87	LSU
Dec. 29	A	L	75-90	Oklahoma City
Dec. 30	N1	L	103-115	Brigham Young
Jan. 4	SF	L	79-83	Dayton
Jan. 7	SF	W	94-79	Loyola (La.)
Jan. 9	A	L	73-80	Marquette
Jan. 13	SF	W	99-87	St. Francis (Pa.)
Jan. 23	SF	W	96-90	Duquesne
Jan. 25	SF	L	92-108	Detroit
Jan. 27	SF	W	72-63	Loyola Marymount
Jan. 30	SF	L	78-93	#3 Saint Joseph's
Feb. 3	A	L	81-112	Dayton
Feb. 8	A	L	68-97	Miami (Ohio)
Feb. 13	A	W	77-63	Catholic University
Feb. 16	A	L	65-80	Tulsa
Feb. 20	SF	L	62-82	Miami (Ohio)
Feb. 24	SF	W	95-74	Memphis State
Feb. 27	SF	W	56-55	Marquette
Mar. 3	CG	L	72-102	Cincinnati
N1-Oklahoma City, Okla.				

1965-66 (13-13)

F – Bob Quick, So., 20.0 ppg. & 11.6 rpg.  
F – Bryan Williams, Sr., 12.8 ppg. & 4.6 rpg. & 2.8 apg.  
C – Jim Lacey, So., 10.1 ppg. & 7.0 rpg.  
G – Tim O'Connell, So., 12.5 ppg. & 2.4 rpg.  
G – Dave Lynch, Jr., 5.2 ppg. & 3.7 rpg.

XU AP				
Dec. 4	SF	W	115-83	Aquinas (Mich.)
Dec. 6	SF	W	87-65	Union (Ky.)
Dec. 8	SF	W	94-73	Canisius
Dec. 11	A	L	72-92	St. Bonaventure
Dec. 13	A	L	86-105	Detroit
Dec. 18	SF	L	81-90	Fairfield
Dec. 20	SF	W	104-81	The Citadel
Dec. 28	N1	L	81-82	Wichita State
Dec. 29	N1	W	98-86	Texas A&M
Dec. 30	N1	W	90-86	Wyoming
Jan. 3	A	L	79-105	Dayton
Jan. 8	A	L	64-103	Marquette
Jan. 12	SF	L	82-90	Villanova
Jan. 15	SF	W	113-85	St. Francis (Pa.)
Jan. 22	SF	W	77-72	Villa Madonna
Jan. 24	SF	L	87-95	Detroit
Jan. 29	A	W	110-107	Memphis
Jan. 31	A	W	76-74	Loyola (La.)
Feb. 5	SF	L	68-76	Miami (Ohio)
Feb. 9	SF	L	73-76	Dayton
Feb. 11	A	W	85-76	Kent State
Feb. 13	A	W	79-75	Duquesne
Feb. 16	SF	W	82-78	Marquette
Feb. 21	A	L	72-76	Miami (Ohio)
Feb. 26	A	L	83-101	#7 Saint Joseph's
Mar. 3	CG	L	62-67	#10 Cincinnati
N1-Oklahoma City, Okla.				

1966-67 (13-13)

F – Bob Quick, Jr., 19.3 ppg. & 10.5 rpg.  
F – Jim Hengehold, Sr., 9.5 ppg. & 4.8 rpg.  
C – Luther Rackley, So., 15.0 ppg. & 12.6 rpg.  
G – Tim O'Connell, Jr., 13.2 ppg. & 2.0 rpg.  
G – Joe Pangrazio, Jr., 6.8 ppg. & 2.1 rpg. & 2.3 apg.

XU AP				
Dec. 2	A	W	69-65	Air Force
Dec. 3	A	L	52-100	Kansas
Dec. 6	SF	W	78-70	Union (Ky.)
Dec. 10	SF	W	104-89	Detroit
Dec. 12	SF	W	87-39	Tampa
Dec. 14	SF	W	97-80	St. Bonaventure
Dec. 17	SF	W	101-78	Kent State
Dec. 20	SF	W	71-68	Miami (Ohio)
Dec. 27	A	L	88-107	Utah State
Dec. 29	N1	W	96-92	Wyoming
Dec. 30	A	L	79-91	Seattle
Jan. 4	SF	L	72-75	Dayton
Jan. 7	A	W	84-78	Detroit
Jan. 9	SF	W	61-57	Duquesne
Jan. 14	A	L	69-87	Marquette
Jan. 18	A	L	59-75	Villanova
Jan. 21	SF	W	88-78	Memphis
Jan. 30	SF	W	56-55	Villa Madonna
Feb. 1	SF	L	80-87	Saint Joseph's
Feb. 4	A	L	49-67	Miami (Ohio)
Feb. 8	A	L	66-70	Dayton
Feb. 11	A	L	60-71	DePaul
Feb. 15	SF	L	69-71	Marquette
Feb. 18	A	L	72-77	Canisius
Feb. 27	SF	W	95-79	Chattanooga
Mar. 3	CG	L	69-79	Cincinnati (OT)
N1 - Seattle, Wash.				

1967-68 (10-16)



**George Krajack**  
Head Coach

F – Bob Quick, Sr., 23.7 ppg. & 14.0 rpg.  
F – Tom Schlager, Jr., 6.6 ppg. & 4.6 rpg.  
F – Tom Rohling, Jr., 10.4 ppg. & 9.4 rpg.  
G – John Zeides, Sr., 11.2 ppg. & 1.8 rpg.  
G – Joe Pangrazio, Sr., 7.4 ppg. & 2.8 rpg. & 3.2 apg.

XU AP				
Dec. 1	SF	W	85-78	Villa Madonna
Dec. 4	SF	L	85-87	Utah State
Dec. 6	A	L	76-111	#9 Kentucky
Dec. 9	A	L	84-85	Detroit
Dec. 11	A	L	69-93	St. Bonaventure
Dec. 20	SF	L	69-80	Loyola Marymount
Dec. 22	SF	W	92-65	Canisius
Dec. 27	N1	L	75-87	Brigham Young
Dec. 29	N1	W	101-84	Idaho State
Dec. 30	N1	L	70-81	Fordham
Jan. 3	SF	L	80-83	Dayton
Jan. 9	A	L	60-71	Saint Joseph's
Jan. 13	SF	L	62-63	Villanova

Jan. 15	SF	W	84-81	Detroit
Jan. 18	SF	L	65-72	Miami (Ohio)
Jan. 20	SF	W	99-83	Northern Illinois
Jan. 27	SF	W	96-72	Loyola (La.)
Jan. 31	SF	W	97-78	DePaul
Feb. 4	SF	W	87-68	Georgetown
Feb. 7	A	L	56-64	Dayton
Feb. 10	A	L	57-72	Marquette
Feb. 12	SF	L	60-64	Fairfield
Feb. 18	A	L	67-85	Duquesne
Feb. 22	A	L	52-55	Miami (Ohio)
Feb. 26	SF	W	88-83	Marquette (OT)
Mar. 5	CG	W	72-71	Cincinnati
N1 - Oklahoma City, Okla.				

1968-69 (10-16)

F – Tom Schlager, Sr., 10.4 ppg. & 4.6 rpg.  
F – Don Darby, Jr., 4.2 ppg. & 5.2 rpg.  
C – Luther Rackley, Sr., 17.5 ppg. & 14.0 rpg.  
G – Chris Hall, Jr., 10.9 ppg. & 2.4 rpg. & 2.7 apg.  
G – John Zeides, Sr., 10.4 ppg. & 2.2 rpg.

XU AP				
Nov. 30	A	L	77-115	#3 Kentucky
Dec. 2	SF	W	79-66	Thomas More
Dec. 5	SF	W	68-66	Union (Ky.)
Dec. 9	A	L	56-79	#4 Kansas
Dec. 14	SF	L	67-76	Saint Joseph's
Dec. 16	SF	W	72-70	Old Dominion
Dec. 20	SF	W	81-71	Loyola Marymount
Dec. 22	SF	L	58-77	Duquesne
Dec. 27	N1	W	75-67	West Florida
Dec. 28	N1	L	73-75	Auburn
Jan. 4	SF	W	59-55	Dayton
Jan. 8	CG	L	50-52	#19 Cincinnati
Jan. 11	A	L	69-82	#20 Marquette
Jan. 13	A	L	77-86	DePaul
Jan. 18	A	L	84-98	Detroit
Jan. 25	SF	W	93-69	Air Force
Jan. 27	A	L	64-72	#20 Dayton
Jan. 30	A	L	45-60	Miami (Ohio)
Feb. 3	SF	L	69-71	St. Bonaventure
Feb. 10	A	L	63-77	Georgetown
Feb. 12	SF	W	59-51	Miami (Ohio)
Feb. 15	SF	W	104-67	Detroit
Feb. 18	SF	L	54-67	#20 Marquette
Feb. 20	SF	W	121-70	Samford
Feb. 22	A	L	66-76	Canisius
Feb. 24	A	L	75-79	#11 Villanova
N1 - Mobile, Ala.				

1969-70 (5-20)

F – Jerry Helmers, So., 17.5 ppg. & 8.4 rpg.  
F – Tom Binegar, So., 13.3 ppg. & 6.2 rpg.  
F – Don Darby, Sr., 5.5 ppg. & 6.4 rpg.  
G – Rick Reder, Sr., 10.8 ppg. & 3.1 rpg.  
G – Doug Alt, So., 11.2 ppg. & 1.5 rpg.

XU AP				
Dec. 1	SF	L	64-85	Thomas More
Dec. 6	A	L	74-83	Saint Joseph's
Dec. 8	A	L	69-82	#20 St. Bonaventure
Dec. 12	SF	L	71-72	Hanover
Dec. 15	SF	L	73-89	Old Dominion
Dec. 19	N1	W	75-68	New York Univ.
Dec. 20	N1	L	89-101	Oklahoma
Dec. 23	SF	L	83-91	Niagara
Jan. 3	SF	L	76-94	Dayton
Jan. 7	SF	L	71-73	DePaul
Jan. 10	A	L	80-81	Air Force
Jan. 12	A	W	80-76	TCU
Jan. 18	SF	L	73-78	Detroit



# YEAR-BY-YEAR SCORES

Jan. 24	A	L	73-82	#8 Marquette
Jan. 26	A	L	80-88	Northern Illinois
Jan. 31	A	W	70-67	Detroit
Feb. 4	A	L	78-90	Dayton
Feb. 7	SF	W	98-71	Bellarmine
Feb. 9	SF	W	76-69	Canisius
Feb. 15	SF	L	79-96	Villanova
Feb. 17	CG	L	72-85	Cincinnati
Feb. 21	A	L	59-66	Miami (Ohio)
Feb. 23	SF	L	73-81	#10 Marquette
Feb. 25	A	L	63-105	Duquesne
Mar. 4	SF	L	64-68	Miami (Ohio)

N1 - Huntington, W.Va.

## 1970-71 (9-17)

F - Jerry Helmers, Jr., 19.4 ppg. & 5.2 rpg.

F - Conny Warren, So., 7.0 ppg. & 6.3 rpg.

C - Bob Fullerton, So., 6.5 ppg. & 5.4 rpg.

G - Doug Alt, Jr., 15.6 ppg. & 3.0 rpg. & 1.7 apg.

G - Rusty Blossom, Jr., 5.4 ppg. & 4.1 rpg.

## XU AP

Dec. 1	SF	L	69-81	Aquinas (Mich.)
Dec. 5	SF	W	82-79	Bellarmine
Dec. 7	SF	W	64-50	Thomas More
Dec. 12	SF	W	93-78	Union (Ky.)
Dec. 14	A	L	62-84	#10 Villanova
Dec. 19	SF	L	68-73	The Citadel
Dec. 21	SF	W	96-84	Loyola Marymount
Dec. 29	N1	L	73-86	Auburn
Dec. 30	N1	W	82-66	Tulane
Jan. 2	SF	W	80-65	Air Force
Jan. 4	SF	W	74-68	Charlotte
Jan. 6	SF	L	77-84	Duquesne
Jan. 9	A	L	60-91	#3 Marquette
Jan. 16	SF	L	76-78	Detroit
Jan. 25	A	L	61-73	Miami (Ohio)
Jan. 30	SF	L	74-76	Saint Joseph's
Feb. 3	SF	L	77-104	St. Bonaventure
Feb. 6	A	L	71-80	Detroit
Feb. 10	SF	W	104-75	Cleveland State
Feb. 13	A	L	50-70	Dayton
Feb. 17	CG	W	66-65	Cincinnati
Feb. 20	A	L	87-98	Canisius
Feb. 24	SF	L	72-86	Miami (Ohio)
Feb. 27	SF	L	76-82	Dayton
Mar. 3	A	L	76-84	DePaul
Mar. 6	SF	L	58-76	#2 Marquette

N1 - Norfolk, Va.



**Dick Campbell**  
Head Coach

## 1971-72 (12-14)

F - Jerry Helmers, Sr., 13.9 ppg. & 4.9 rpg.

F - Conny Warren, Jr., 9.6 ppg. & 10.9 rpg.

C - Bob Fullerton, Jr., 14.8 ppg. & 8.0 rpg.

G - Doug Alt, Sr., 9.9 ppg. & 3.0 rpg. & 2.0 apg.

G - Tom Binegar, Sr., 8.6 ppg. & 3.3 rpg. & 2.0 apg.

Dec. 1	A	L	57-75	#14 Kansas
Dec. 6	SF	W	83-69	Union (Ky.)
Dec. 11	A	L	66-69	Dayton
Dec. 13	SF	W	90-88	Old Dominion
Dec. 18	A	W	71-60	Auburn
Dec. 22	SF	W	90-65	Brown
Dec. 29	N1	L	65-85	#11 Virginia
Dec. 30	N1	L	58-62	Air Force
Jan. 1	SF	W	75-69	Yale
Jan. 3	SF	W	83-70	Marian
Jan. 6	SF	W	80-70	Thomas More
Jan. 11	A	L	51-70	St. Bonaventure
Jan. 15	SF	L	60-68	#11 Villanova
Jan. 22	SF	L	66-70	Detroit
Jan. 24	A	L	57-65	Duquesne
Jan. 26	A	L	63-75	Saint Joseph's
Feb. 2	SF	W	82-62	Wisconsin-Milwaukee
Feb. 5	SF	W	77-66	Dayton
Feb. 9	A	L	59-89	#2 Marquette
Feb. 12	A	L	56-69	Detroit
Feb. 16	CG	L	71-76	Cincinnati
Feb. 23	A	L	73-84	Miami (Ohio)
Feb. 26	SF	W	71-62	DePaul
Feb. 28	SF	L	55-63	#2 Marquette
Mar. 4	SF	W	78-74	Miami (Ohio) (OT)
Mar. 6	SF	W	68-67	Canisius

N1 - Charleston, S.C.

## 1972-73 (3-23)

F - Conny Warren, Sr., 15.0 ppg. & 11.4 rpg.

F - Pete Accetta, So., 5.8 ppg. & 3.2 rpg.

C - Bob Fullerton, Sr., 12.0 ppg. & 6.7 rpg.

G - Steve Penhorwood, Jr., 8.6 ppg. & 3.3 rpg.

G - Jim Rippe, So., 7.5 ppg. & 2.3 rpg. & 3.0 apg.

## XU AP

Dec. 1	SF	W	91-56	Wheeling
Dec. 4	SF	L	64-65	Thomas More
Dec. 9	A	L	73-114	#20 Houston
Dec. 11	A	L	54-61	Kansas
Dec. 16	A	L	52-70	#4 Marquette
Dec. 19	SF	W	67-60	Auburn
Dec. 22	N1	L	65-75	Southern Illinois
Dec. 23	N1	L	59-60	VMI
Jan. 3	SF	L	67-75	Miami (Ohio)
Jan. 6	CG	L	82-98	Dayton
Jan. 13	SF	L	73-79	Detroit
Jan. 15	SF	L	76-79	Old Dominion
Jan. 20	A	W	74-73	Canisius
Jan. 29	CG	L	61-90	#10 Marquette
Feb. 1	SF	L	67-76	Wisconsin-Milwaukee
Feb. 3	A	L	68-94	Notre Dame
Feb. 7	A	L	67-89	DePaul
Feb. 10	A	L	81-83	Detroit
Feb. 14	SF	L	63-68	St. Bonaventure
Feb. 17	SF	L	65-78	Saint Joseph's
Feb. 19	A	L	53-54	Miami (Ohio)
Feb. 21	CG	L	68-78	Cincinnati
Feb. 24	A	L	45-56	Air Force
Feb. 28	SF	L	73-89	Duquesne
Mar. 3	A	L	81-87	Dayton
Mar. 5	A	L	77-92	Villanova

N1 - Las Cruces, N.M.

## 1973-74 (8-18)



**Tay Baker**  
Head Coach

F - Mike Plunkett, So., 14.0 ppg. & 7.0 rpg.

F - Gary Deidrick, Jr., 10.6 ppg. & 3.4 rpg.

F - Pete Accetta, Jr., 10.5 ppg. & 6.1 rpg.

C - Jerry Foley, Jr., 9.7 ppg. & 6.6 rpg.

G - Ron Laker, So., 4.1 ppg. & 2.7 rpg. & 2.5 apg.

## XU AP

Dec. 1	SF	W	88-48	Aquinas (Mich.)
Dec. 5	SF	W	77-42	IUPUI
Dec. 8	SF	W	56-54	Thomas More
Dec. 10	A	L	61-77	Michigan
Dec. 15	A	L	67-93	St. Bonaventure
Dec. 21	A	L	55-68	#6 Marquette
Dec. 28	A	L	70-82	Furman
Dec. 29	N1	L	64-65	Delaware
Jan. 2	SF	L	53-73	#6 Marquette
Jan. 5	SF	W	77-66	Loyola of Chicago
Jan. 9	SF	L	52-62	Dayton
Jan. 12	A	L	44-87	#2 Notre Dame
Jan. 24	A	L	83-86	Old Dominion (OT)
Jan. 26	A	L	71-77	Saint Joseph's
Jan. 28	SF	L	73-91	Brown
Jan. 30	SF	W	70-67	Canisius
Feb. 2	SF	W	58-55	Air Force
Feb. 5	SF	W	75-72	Wheeling
Feb. 9	SF	L	70-77	DePaul
Feb. 16	A	L	78-79	Detroit
Feb. 20	CG	L	56-68	Cincinnati
Feb. 23	A	L	55-86	Dayton
Feb. 25	SF	W	80-67	Detroit
Mar. 2	SF	L	58-67	Miami (Ohio)
Mar. 4	SF	L	74-79	Villanova
Mar. 7	A	L	40-73	Duquesne

N1 - Greenville, S.C.

## 1974-75 (11-15)

F - Mike Plunkett, Jr., 15.9 ppg. & 8.3 rpg.

F - Pete Accetta, Sr., 11.7 ppg. & 6.0 rpg.

F - Jerry Foley, Sr., 9.2 ppg. & 7.2 rpg.

C - Joe Sunderman, Fr., 5.8 ppg. & 4.8 rpg.

G - Jim Rippe, Sr., 10.2 ppg. & 1.3 rpg. & 2.2 apg.

## XU AP

Nov. 30	SF	W	77-57	Berea College
Dec. 4	SF	W	88-43	IUPUI
Dec. 7	A	L	66-75	Dayton
Dec. 11	SF	W	105-49	Union (Ky.)
Dec. 14	SF	W	76-68	Thomas More
Dec. 18	SF	L	63-68	Morehead State
Dec. 21	A	L	68-70	Canisius
Dec. 26	A	L	68-70	Oklahoma City
Dec. 28	N1	L	57-60	Wyoming
Dec. 29	N1	W	76-69	Niagara

Jan. 4	A	L	62-67	Loyola of Chicago
Jan. 8	SF	W	76-62	Walsh College
Jan. 20	A	L	51-54	Air Force
Jan. 25	SF	W	87-84	Detroit
Jan. 29	SF	L	55-73	#13 Marquette
Feb. 1	A	L	58-96	#16 Notre Dame
Feb. 5	SF	W	70-66	Wheeling
Feb. 8	A	L	55-78	#11 Marquette
Feb. 12	SF	W	72-62	St. Bonaventure (OT)
Feb. 15	SF	W	64-60	Northern Kentucky
Feb. 19	SF	L	67-78	Dayton
Feb. 22	A	L	59-70	Detroit
Feb. 26	CG	L	57-66	Cincinnati
Mar. 1	A	L	59-86	Miami (Ohio)
Mar. 3	SF	W	77-72	St. Joseph's (Ind.)
Mar. 5	SF	L	68-74	Cleveland State

N1 - Oklahoma City, Okla.

## 1975-76 (14-12)

F - Dale Haarman, Jr., 14.6 ppg. & 7.1 rpg.

F - Mike Plunkett, Sr., 10.2 ppg. & 5.9 rpg.

C - Joe Sunderman, So., 7.8 ppg. & 6.9 rpg.

G - Garry Whitfield, Jr., 16.3 ppg. & 3.7 rpg. & 2.9 apg.

G - Nick Daniels, Fr., 15.0 ppg. & 7.1 rpg.

## XU AP

Nov. 29	A	L	64-81	Purdue
Dec. 3	SF	W	100-64	Centre
Dec. 6	SF	W	104-84	Thomas More
Dec. 8	SF	W	76-65	Union (Ky.)
Dec. 12	A	W	78-77	Marshall (OT)
Dec. 13	N1	L	71-79	Kent State
Dec. 17	SF	W	75-59	Loyola of Chicago
Dec. 20	A	L	64-94	Detroit
Dec. 22	A	L	78-82	Cleveland State
Jan. 3	A	L	71-80	Dayton
Jan. 7	SF	W	82-64	Canisius
Jan. 10	SF	W	109-96	Saint Joseph's (2 OT)
Jan. 17	CG	L	79-90	#15 Notre Dame
Jan. 19	A	L	48-82	#3 Marquette
Jan. 24	SF	W	67-64	Navy
Jan. 31	SF	L	65-66	Air Force
Feb. 4	SF	W	95-73	Wheeling
Feb. 7	A	L	61-66	Saint Louis
Feb. 11	A	W	65-64	Morehead State
Feb. 14	SF	W	82-80	Detroit (OT)
Feb. 18	RC	L	74-81	#13 Cincinnati
Feb. 21	SF	W	72-70	Northern Kentucky (OT)
Feb. 24	SF	W	90-76	IUPUI
Feb. 28	SF	L	75-77	Dayton
Mar. 2	SF	W	98-86	Duquesne
Mar. 5	SF	L	49-74	#12 Marquette

N1 - Huntington, W.Va.

## 1976-77 (10-17)

F - Dale Haarman, Sr., 13.3 ppg. & 5.3 rpg. & 2.6 apg.

F - Steve Spivery, So., 10.4 ppg. & 7.9 rpg.

G - Garry Whitfield, Sr., 12.7 ppg. & 2.1 rpg.

G - Nick Daniels, So., 10.7 ppg. & 5.2 rpg.

G - Keith Walker, Fr., 5.2 ppg. & 2.0 rpg.

## XU AP

Dec. 1	SF	W	78-57	Centre
Dec. 4	SF	W	113-70	Union (Ky.)
Dec. 7	SF	W	72-70	Thomas More
Dec. 10	N1	L	44-46	Niagara
Dec. 11	N1	L	61-63	Seattle
Dec. 15	SF	W	89-79	Evansville
Dec. 21	A	L	73-97	#19 Tennessee
Dec. 23	A	W	66-60	Butler (OT)
Dec. 28	A	L	74-84	#16 Maryland
Dec. 29	N2	L	80-86	Duquesne

# YEAR-BY-YEAR SCORES

Jan. 5	SF	W	82-56	Campbellsville (Ky.)
Jan. 8	A	L	59-75	Dayton
Jan. 12	A	L	69-74	Loyola of Chicago
Jan. 15	SF	L	62-63	Ashland
Jan. 22	A	L	43-85	#8 Marquette
Jan. 29	SF	W	74-73	Transylvania (OT)
Feb. 1	A	L	72-83	Air Force (2OT)
Feb. 5	SF	L	76-85	#20 Detroit
Feb. 7	A	L	63-94	Notre Dame
Feb. 12	SF	W	70-66	Wheeling
Feb. 16	RC	L	68-77	#10 Cincinnati
Feb. 19	SF	W	57-56	Saint Louis
Feb. 23	SF	W	67-65	Northern Kentucky
Feb. 26	A	L	66-91	#16 Detroit
Mar. 2	SF	L	65-73	Cleveland State
Mar. 5	SF	L	48-86	Dayton
Mar. 7	SF	L	57-67	Miami (Ohio)

N1 - Provo, Utah  
N2 - College Park, Md.

## 1977-78 (13-14)

F - Gary Massa, Fr., 14.5 ppg. & 4.2 rpg.  
F - Dave Payton, Jr., 6.4 ppg. & 6.9 rpg.  
C - Joe Sunderman, Jr., 5.9 ppg. & 4.8 rpg.  
G - Nick Daniels, Jr., 16.7 ppg. & 4.8 rpg.  
G - Keith Walker, So., 7.6 ppg. & 1.7 rpg. & 5.3 apg.

Note: 6th man Steve Spivory (Jr.) led the team at 8.0 rpg.

## XU AP

Nov. 26	A	L	82-90	#12 Purdue
Nov. 30	SF	L	78-79	Hanover
Dec. 3	A	L	61-62	Miami (Ohio)
Dec. 7	SF	W	63-53	Thomas More
Dec. 10	A	L	55-61	Butler
Dec. 13	SF	W	54-52	Ohio Wesleyan
Dec. 16	A	L	75-100	Houston
Dec. 17	N1	W	65-58	Rice
Dec. 21	A	W	60-56	Cleveland State
Jan. 3	SF	W	76-55	Anderson (Ind.)
Jan. 5	SF	W	89-68	Kenyon
Jan. 7	SF	W	58-56	Dayton
Jan. 9	SF	W	107-72	John Carroll
Jan. 14	SF	L	58-59	Northern Kentucky
Jan. 21	SF	W	73-48	Centre
Jan. 24	A	L	62-78	#2 Marquette
Feb. 1	A	W	69-60	Valparaiso
Feb. 4	A	L	74-80	Detroit
Feb. 8	SF	W	72-68	Wheeling (OT)
Feb. 11	SF	L	52-57	Loyola of Chicago
Feb. 13	RC	L	54-59	Cincinnati
Feb. 18	SF	L	75-76	Valparaiso (OT)
Feb. 20	CG	L	53-75	#2 Marquette
Feb. 22	SF	W	68-60	Butler
Feb. 25	SF	L	77-82	#16 Detroit
Feb. 26	SF	W	82-58	Southwestern
Feb. 28	A	L	62-90	Dayton

N1 - Houston, Texas

## 1978-79 (14-13)

F - Gary Massa, So., 11.8 ppg. & 3.5 rpg.  
F - Dave Payton, Sr., 7.1 ppg. & 5.9 rpg.  
C - Joe Sunderman, Sr., 9.6 ppg. & 8.6 rpg.  
G - Nick Daniels, Sr., 21.2 ppg. & 5.3 rpg.  
G - Keith Walker, Jr., 8.3 ppg. & 2.0 rpg. & 5.4 apg.

## XU AP

Nov. 25	SF	W	100-68	Otterbein
Nov. 29	CG	L	58-66	Purdue
Dec. 3	SF	W	77-63	Thomas More
Dec. 9	SF	W	107-77	Morehead State
Dec. 11	A	L	73-89	Loyola of Chicago
Dec. 13	SF	W	72-62	Ohio Wesleyan

Dec. 15	N1	W	75-68	#12 Southern Cal
Dec. 16	A	W	51-50	Tennessee
Dec. 30	A	L	66-67	Dayton
Jan. 3	CG	W	72-67	Miami (Ohio)
Jan. 6	SF	L	61-63	Northern Kentucky (OT)
Jan. 10	SF	L	59-74	Evansville
Jan. 13	A	W	70-59	Valparaiso
Jan. 20	A	L	50-67	#13 Marquette
Jan. 24	A	W	74-70	Detroit
Jan. 27	A	L	54-56	Butler
Feb. 1	A	L	57-66	#11 Notre Dame
Feb. 3	A	W	74-60	Evansville
Feb. 7	SF	L	69-70	Wheeling
Feb. 10	SF	L	54-76	Dayton
Feb. 12	RC	L	58-60	Cincinnati
Feb. 17	SF	W	63-60	Valparaiso
Feb. 24	SF	W	73-72	Butler
Feb. 26	SF	W	71-60	Southwestern
Feb. 28	CG	L	69-88	#18 Detroit
Mar. 3	SF	W	67-62	Air Force
Mar. 5	SF	L	67-78	Cleveland State

N1 - Knoxville, Tenn.

## 1979-80 (8-18, 0-5 MCC)



Bob Staak  
Head Coach



## XAVIER'S FIRST SEASON IN THE MIDWESTERN CITY CONFERENCE

F - Jon Hanley, So., 18.4 ppg. & 5.0 rpg.  
F - Gary Massa, Jr., 14.6 ppg. & 6.4 rpg.  
F - David Anderson, Jr., 12.1 ppg. & 7.6 rpg.  
G - Anthony Hicks, Fr., 12.8 ppg. & 2.9 rpg. & 4.4 apg.  
G - Keith Walker, Sr., 6.3 ppg. & 2.3 rpg. & 6.4 apg.

## XU AP

Dec. 1	SF	W	81-70	Kenyon
Dec. 4	SF	W	95-69	Thomas More
Dec. 7	A	L	66-92	#1 Indiana
Dec. 8	N1	L	67-70	Seton Hall
Dec. 12	SF	W	80-59	Ohio Wesleyan
Dec. 15	A	L	87-106	Miami (Ohio)

Dec. 28	A	L	65-82	West Virginia
Dec. 29	N2	W	74-59	Columbia
Jan. 5	A	L	84-99	Morehead State
Jan. 9	SF	L	75-88	Evansville (MCC)
Jan. 14	SF	L	77-86	Oklahoma City (MCC)
Jan. 17	RC	L	62-76	Marquette
Jan. 19	SF	W	73-59	Dayton
Jan. 21	A	L	79-98	Oral Roberts (MCC)
Jan. 23	SF	W	74-58	Union (Ky.)
Jan. 28	SF	L	79-95	Detroit
Jan. 31	A	L	75-85	Cleveland State
Feb. 4	RC	W	77-69	Cincinnati
Feb. 7	A	L	96-102	Detroit
Feb. 9	A	L	81-91	Butler (MCC)
Feb. 12	A	L	70-82	Marquette
Feb. 16	SF	L	96-102	Loyola of Chicago (MCC)
Feb. 20	RC	L	72-85	#10 Notre Dame
Feb. 23	A	W	80-75	Air Force
Feb. 26	A	L	60-73	Dayton

## MIDWESTERN CITY CONFERENCE

### TOURNAMENT

Feb. 29	N3	L	93-102	Oklahoma City
N1 -	Bloomington, Ind.			
N2 -	Morgantown, W.Va.			
N3 -	Evansville, Ind.			

## 1980-81 (12-16, 8-3 MCC)



## XAVIER'S FIRST MIDWESTERN CITY CONFERENCE REGULAR SEASON CHAMPIONSHIP

F - Dexter Bailey, Fr., 7.3 ppg. & 4.8 rpg.  
F - Jeff Jenkins, Fr., 6.9 ppg. & 4.6 rpg.  
C - Tom Condon, Jr., 2.8 ppg. & 3.0 rpg.  
G - Anthony Hicks, So., 16.7 ppg. & 3.2 rpg. & 4.0 rpg.  
G - Steve Wolf, So., 8.7 ppg. & 2.9 rpg.

Note: 6th man Dwight Hollins (Sr.) led the team at 5.0 rpg.

## XU AP

Dec. 1	SF	W	69-57	Union (Ky.)
Dec. 4	SF	W	84-72	Thomas More
Dec. 8	SF	W	83-70	Ohio Wesleyan
Dec. 10	A	L	60-65	La Salle
Dec. 13	RC	L	73-74	Miami (Ohio)
Dec. 22	A	L	62-78	#10 LSU
Dec. 29	N1	L	84-91	Boston University
Dec. 30	N1	L	47-57	TCU
Jan. 6	A	L	93-112	Holy Cross
Jan. 10	RC	L	72-74	Dayton
Jan. 12	A	W	81-76	Oral Roberts (OT) (MCC)
Jan. 14	A	L	65-83	Oklahoma City (MCC)
Jan. 17	A	L	72-73	Butler (MCC)
Jan. 19	A	L	63-73	Loyola of Chicago (MCC)
Jan. 22	SF	W	79-73	Oklahoma City (MCC)
Jan. 24	A	W	69-65	Detroit (MCC)
Jan. 26	RC	L	59-78	Marquette
Jan. 28	RC	W	73-69	Oral Roberts (MCC)

Feb. 4	A	W	63-60	Evansville (MCC)
Feb. 7	SF	W	74-62	Butler (MCC)
Feb. 10	A	L	62-78	Marquette
Feb. 14	RC	W	90-89	Loyola of Chicago (MCC)
Feb. 18	RC	L	72-79	Cincinnati
Feb. 22	A	L	64-73	Dayton
Feb. 25	SF	L	83-96	Cleveland State
Feb. 28	SF	W	59-57	Evansville (MCC)

## MIDWESTERN CITY CONFERENCE

### TOURNAMENT

Mar. 7	RC	W	72-69	Evansville
Mar. 8	RC	L	76-82	Oklahoma City
N1 -	Albuquerque, N.M.			

## 1981-82 (8-20, 1-11 MCC)

F - Jeff Jenkins, So., 11.8 ppg. & 5.8 rpg.  
F - Dexter Bailey, So., 10.6 ppg. & 7.5 rpg.  
C - Eddie Johnson, Fr., 4.6 ppg. & 3.2 rpg.  
G - Anthony Hicks, Jr., 20.4 ppg. & 3.3 rpg. & 4.3 apg.  
G - Steve Wolf, Jr., 10.2 ppg. & 2.3 rpg.

## XU AP

Nov. 27	A	L	55-75	St. John's
Nov. 28	N1	L	68-72	Detroit (OT)
Dec. 2	SF	W	83-63	Union (Ky.)
Dec. 5	SF	L	60-66	Holy Cross
Dec. 8	A	W	72-59	Georgia State
Dec. 12	A	L	61-62	Dayton (OT)
Dec. 21	SF	W	57-56	Georgia State
Dec. 30	RC	L	71-97	Texas
Jan. 2	SF	W	69-65	Air Force (OT)
Jan. 4	SF	L	48-69	Middle Tennessee State
Jan. 9	A	L	52-82	Evansville (MCC)
Jan. 11	A	L	62-73	Butler (MCC)
Jan. 13	A	L	78-93	Cleveland State
Jan. 16	SF	L	64-73	Detroit (MCC)
Jan. 20	RC	L	50-63	Marquette
Jan. 23	SF	L	28-30	Oklahoma City (MCC)
Jan. 27	RC	W	53-51	Cincinnati
Jan. 30	A	L	67-83	Loyola of Chicago (MCC)
Feb. 1	SF	L	77-94	Oral Roberts (MCC)
Feb. 6	SF	L	73-76	Evansville (MCC)
Feb. 8	SF	W	72-53	Butler (MCC)
Feb. 13	A	L	78-82	Detroit (MCC) (OT)
Feb. 15	SF	L	80-82	Loyola of Chicago (MCC)
Feb. 20	A	L	67-70	Oklahoma City (MCC)
Feb. 22	A	L	71-91	Oral Roberts (MCC)
Feb. 27	SF	W	84-78	Central State (OT)

## MIDWESTERN CITY CONFERENCE

### TOURNAMENT

Mar. 3	N2	W	74-71	Oral Roberts
Mar. 4	N2	L	69-77	Loyola of Chicago
N1 -	New York, N.Y.			
N2 -	Tulsa, Okla.			


## Did You Know?

Following the 1981-82 season, Xavier has had only one non-winning season. Xavier finished 13-15 in the 1995-96 season, the Musketeers' first season in the Atlantic 10 Conference.



# YEAR-BY-YEAR SCORES

1982-83 (22-8, 10-4 MCC)



## MIDWESTERN CITY CONFERENCE TOURNAMENT CHAMPIONS XAVIER'S FIRST MIDWESTERN CITY CONFERENCE TOURNAMENT CHAMPIONSHIP NCAA TOURNAMENT PARTICIPANT

F – Dexter Bailey, Jr., 11.1 ppg. & 6.7 rpg.  
F – John Shimko, Jr., 6.5 ppg. & 3.5 rpg.  
C – Eddie Johnson, Sr., 6.8 ppg. & 4.5 rpg.  
G – Anthony Hicks, Sr., 14.9 ppg. & 3.6 rpg. & 4.0 apg.  
G – Victor Fleming, Jr., 10.8 ppg. & 3.1 rpg.

### XU AP

Nov. 29	SF	W	75-62	Union (Ky.)
Dec. 4	SF	W	67-57	Central State
Dec. 7	A	W	66-64	Texas (OT)
Dec. 11	A	L	53-63	Dayton
Dec. 22	SF	W	54-50	Miami (Ohio)
Dec. 30	SF	W	88-76	Thomas More
Jan. 3	A	W	58-57	Middle Tennessee State
Jan. 8	A	L	64-72	Marquette
Jan. 11	SF	W	70-49	Eastern Kentucky
Jan. 15	RC	W	85-65	Evansville (MCC)
Jan. 17	SF	W	51-49	Butler (MCC)
Jan. 22	A	W	70-56	Detroit (MCC)
Jan. 24	SF	W	84-78	Loyola of Chicago (MCC)
Jan. 26	A	L	58-73	Cincinnati
Jan. 29	A	W	76-58	Oklahoma City (MCC)
Jan. 31	A	L	71-87	Oral Roberts (MCC)
Feb. 3	SF	W	102-72	Cleveland State
Feb. 5	RC	L	60-79	Saint Louis (MCC)
Feb. 7	A	L	52-72	Butler (MCC)
Feb. 9	SF	W	109-85	La Salle
Feb. 16	A	W	70-68	Evansville (MCC)
Feb. 19	RC	W	69-61	Detroit (MCC)
Feb. 21	A	L	85-86	Loyola of Chicago (MCC)
Feb. 24	SF	W	87-79	Oral Roberts (MCC)
Feb. 26	SF	W	79-53	Oklahoma City (MCC)
Mar. 2	SF	W	76-73	Niagara
Mar. 5	A	W	94-72	Saint Louis (MCC)

### MIDWESTERN CITY CONFERENCE

#### TOURNAMENT

Mar. 10	N1	W	90-70	Detroit
Mar. 11	N1	W	82-76	Loyola of Chicago

#### NCAA TOURNAMENT

Mar. 15	N2	L	75-81	Alcorn State
N1	Evansville, Ind.			
N2	UD Arena, Dayton, Ohio			

1983-84 (22-11, 9-5 MCC)



## NATIONAL INVITATION TOURNAMENT QUARTERFINALIST

F – Dexter Bailey, Sr., 9.5 ppg. & 5.82 rpg.  
F – John Shimko, Sr., 8.0 ppg. & 2.9 rpg.  
F – Jeff Jenkins, Sr., 17.0 ppg. & 5.76 rpg.  
G – Victor Fleming, Sr., 14.6 ppg. & 4.2 rpg.  
G – Ralph Lee, Sr., 6.8 ppg. & 3.8 rpg. & 4.9 apg.

### XU AP

Nov. 28	SF	W	75-37	Kenyon
Nov. 30	A	L	57-77	Tennessee
Dec. 3	SF	W	93-70	St. Joseph's (Ind.)
Dec. 6	A	W	55-50	Eastern Kentucky
Dec. 10	A	L	53-72	Miami (Ohio)
Dec. 20	N1	W	77-68	Niagara
Dec. 21	N1	W	104-82	Delaware State
Dec. 29	A	L	70-73	#11 Georgia
Jan. 3	SF	W	92-62	Central State
Jan. 7	A	W	78-58	Detroit (MCC)
Jan. 9	A	L	83-94	Loyola of Chicago (MCC)
Jan. 14	CG	W	77-42	Saint Louis (MCC)
Jan. 16	CG	W	73-50	Evansville (MCC)
Jan. 21	A	W	89-87	Oral Roberts (OT) (MCC)
Jan. 23	A	L	70-71	Oklahoma City (MCC)
Jan. 26	CG	W	72-63	Cincinnati
Jan. 28	A	L	53-55	Butler (MCC)
Feb. 2	A	L	76-87	Cleveland State
Feb. 4	CG	W	54-52	Detroit (MCC)
Feb. 6	CG	W	64-61	Loyola of Chicago (MCC)
Feb. 11	A	L	49-56	Saint Louis (OT) (MCC)
Feb. 13	A	L	67-74	Evansville (MCC)
Feb. 18	CG	W	78-76	Oral Roberts (MCC)
Feb. 20	CG	W	68-59	Oklahoma City (MCC)
Feb. 22	CG	W	82-68	Marquette (OT)
Feb. 25	CG	W	78-68	Butler (MCC)
Feb. 29	CG	W	72-61	Dayton

### MIDWESTERN CITY CONFERENCE

#### TOURNAMENT


Mar. 8	N2	W	72-60	Saint Louis
Mar. 9	N2	W	80-69	Loyola of Chicago
Mar. 10	N2	L	66-68	Oral Roberts

#### NATIONAL INVITATION

##### TOURNAMENT

Mar. 15	CG	W	60-57	Ohio State (OT)
Mar. 19	CG	W	58-57	Nebraska
Mar. 22	A	L	62-63	Michigan
N1	Tampa, Fla.			
N2	UIC Pavilion, Chicago, Ill.			

1984-85 (16-13, 7-7 MCC)



## LAST YEAR AS MIDWESTERN CITY CONFERENCE MEMBER; LEAGUE CHANGES NAME TO MIDWESTERN COLLEGIATE CONFERENCE FOR THE 1985-86 SEASON

F – Richie Harris, Jr., 15.4 ppg. & 5.2 rpg.  
F – Walt McBride, Jr., 13.1 ppg. & 5.5 rpg.  
C – Eddie Johnson, Jr., 8.6 ppg. & 5.2 rpg.  
G – Byron Larkin, Jr., 17.0 ppg. & 2.0 rpg.  
G – Ralph Lee, Jr., 7.7 ppg. & 4.5 rpg. & 6.9 apg.

### XU AP

Nov. 28	CG	W	75-53	St. Joseph's (Ind.)
Dec. 1	A	W	61-58	Pittsburgh
Dec. 3	CG	W	71-70	Eastern Michigan (OT)
Dec. 7	N1	W	87-79	George Washington
Dec. 8	A	L	67-71	Arizona State
Dec. 15	CG	L	50-61	South Florida (OT)
Dec. 22	CG	W	88-85	Miami (Ohio)
Dec. 29	A	W	81-64	Niagara
Jan. 5	CG	W	68-63	Detroit (MCC)
Jan. 7	CG	W	95-90	Loyola of Chicago (MCC)
Jan. 12	A	L	67-77	Saint Louis (MCC)
Jan. 14	A	L	71-77	Evansville (MCC)
Jan. 19	CG	W	92-86	Oral Roberts (MCC)
Jan. 21	CG	W	72-65	Oklahoma City (MCC)
Jan. 26	CG	L	59-61	Butler (MCC)
Jan. 30	A	W	55-52	Cincinnati
Feb. 2	A	L	83-87	Detroit (MCC)
Feb. 4	A	L	89-99	Loyola of Chicago (MCC)
Feb. 9	CG	W	72-53	Saint Louis (MCC)
Feb. 11	CG	W	83-63	Evansville (MCC)
Feb. 13	A	L	53-71	Marquette
Feb. 16	A	L	67-70	Oral Roberts (MCC)
Feb. 18	A	W	73-62	Oklahoma City (MCC)
Feb. 20	CG	L	60-69	Marquette
Feb. 23	A	L	73-81	Butler (MCC)
Feb. 28	CG	W	78-51	Central Florida
Mar. 3	A	L	56-66	Dayton

### MIDWESTERN CITY CONFERENCE

#### TOURNAMENT

Mar. 7	N2	W	77-69	Detroit
Mar. 8	N2	L	61-65	Loyola of Chicago
N1	Tempe, Ariz.			
N2	Mabee Center (Tulsa, Okla.)			

BEGIN MIDWESTERN COLLEGIATE CONFERENCE  
AT CONCLUSION OF THE 1984-85 SEASON.




Midwestern Collegiate Conference

1985-86 (25-5, 10-2 MCC)



Pete Gillen  
Head Coach



## MIDWESTERN COLLEGIATE CONFERENCE REGULAR SEASON CHAMPIONS TOURNAMENT CHAMPIONS NCAA TOURNAMENT PARTICIPANT

F – Richie Harris, Sr., 15.3 ppg. & 6.4 rpg.  
F – Walt McBride, Sr., 14.0 ppg. & 5.6 rpg.  
C – Eddie Johnson, Sr., 12.3 ppg. & 6.7 rpg.  
G – Byron Larkin, Sr., 21.8 ppg. & 2.8 rpg.  
G – Ralph Lee, Sr., 8.5 ppg. & 4.6 rpg. & 8.4 apg.

### XU AP

Nov. 22	CG	W	100-51	Huntington
Nov. 24	CG	W	91-75	SE Louisiana
Dec. 4	A	W	56-53	Creighton
Dec. 7	CG	W	83-73	Pittsburgh
Dec. 10	A	W	83-61	Eastern Michigan
Dec. 14	A	L	74-80	Miami (Ohio)
Dec. 21	CG	W	84-69	Wayne State
Dec. 28	CG	W	75-63	Providence
Jan. 2	A	W	77-70	Stetson
Jan. 4	A	L	52-57	South Florida
Jan. 8	CG	W	67-46	St. Peter's (N.J.)
Jan. 11	CG	L	72-76	Detroit (MCC)
Jan. 13	CG	W	78-75	Loyola of Chicago (MCC)
Jan. 18	A	W	72-60	Saint Louis (MCC)
Jan. 20	A	W	78-69	Evansville (MCC)
Jan. 23	CG	W	80-76	Cincinnati
Jan. 25	CG	W	86-74	Oral Roberts (MCC)
Jan. 29	A	W	71-68	Duquesne
Feb. 1	CG	W	77-56	Butler (MCC)
Feb. 5	A	W	85-71	Marquette
Feb. 8	A	L	71-80	Detroit (MCC)
Feb. 10	A	W	91-88	Loyola of Chi. (OT) (MCC)
Feb. 15	CG	W	81-72	Saint Louis (OT) (MCC)
Feb. 17	CG	W	81-72	Evansville (MCC)
Feb. 20	A	W	86-61	Butler (MCC)
Feb. 22	A	W	73-71	Oral Roberts (MCC)
Feb. 25	CG	W	93-78	Dayton

# YEAR-BY-YEAR SCORES


## MIDWESTERN COLLEGIATE CONFERENCE TOURNAMENT

Feb. 28	N1	W	99-91	Loyola of Chicago
Mar. 2	N1	W	74-66	Saint Louis

## NCAA TOURNAMENT

Mar. 14	N2	L	80-97	Alabama
N1 - Market Square Arena (Indianapolis, Ind.)				
N2 - Charlotte Coliseum (Charlotte, N.C.)				

## 1986-87 (19-13, 7-5 MCC)



## MIDWESTERN COLLEGIATE CONFERENCE TOURNAMENT CHAMPIONS

## NCAA TOURNAMENT SECOND ROUND

## XAVIER'S FIRST-EVER NCAA TOURNAMENT VICTORY

F – Tyrone Hill, Fr., 8.8 ppg. & 8.4 rpg.  
 F – Kyle Taylor, So., 8.0 ppg. & 2.1 rpg.  
 F – Dexter Campbell, Jr., 6.3 ppg. & 4.2 rpg.  
 G – Byron Larkin, Jr., 24.8 ppg. & 4.4 rpg. & 3.5 apg.  
 G – Stan Kimbrough, So., 16.0 ppg. & 3.5 rpg. & 3.3 apg.

## XU AP

Nov. 28	N1	L	60-70	Tulsa
Nov. 29	N1	L	90-92	American (OT)
Dec. 1	CG	W	88-68	St. Joseph's (Ind.)
Dec. 3	CG	W	104-92	John Carroll
Dec. 6	CG	W	101-69	Ohio Dominican
Dec. 8	A	L	76-99	#12 Pittsburgh
Dec. 11	CG	W	97-75	Hanover
Dec. 13	CG	L	73-74	Creighton
Dec. 20	CG	W	73-55	Miami (Ohio)
Dec. 23	CG	W	84-68	Colgate
Dec. 27	A	L	65-69	Dayton
Dec. 30	CG	W	78-67	Duquesne
Jan. 3	CG	W	75-69	Coastal Carolina
Jan. 10	A	W	72-50	Detroit (MCC)
Jan. 12	A	L	79-81	Loyola of Chicago (MCC)
Jan. 17	CG	W	77-69	Saint Louis (MCC)
Jan. 19	CG	W	77-70	Evansville (MCC)
Jan. 24	A	L	62-82	Oral Roberts (MCC)
Jan. 29	A	L	73-75	Cincinnati
Jan. 31	A	L	84-86	Butler (2OT) (MCC)
Feb. 2	A	L	69-83	Rutgers
Feb. 7	CG	W	80-58	Detroit (MCC)
Feb. 9	CG	W	80-72	Loyola of Chicago (MCC)
Feb. 14	A	L	71-76	Saint Louis (MCC)
Feb. 16	A	L	93-95	Evansville (OT) (MCC)
Feb. 19	CG	W	69-67	Butler (MCC)
Feb. 21	CG	W	81-73	Oral Roberts (2OT) (MCC)


## MIDWESTERN COLLEGIATE CONFERENCE TOURNAMENT

Feb. 26	N2	W	104-98	Butler
Feb. 27	N2	W	82-74	Loyola of Chicago
Mar. 1	N2	W	81-69	Saint Louis

## NCAA TOURNAMENT

Mar. 12	N3	W	70-69	#14 Missouri
Mar. 14	N3	L	60-65	#17 Duke
N1 - Providence, R.I.				
N2 - Market Square Arena (Indianapolis, Ind.)				
N3 - Hoosier Dome (Indianapolis, Ind.)				

## 1987-88 (26-4, 9-1 MCC)



## MIDWESTERN COLLEGIATE CONFERENCE REGULAR SEASON CHAMPIONS

## MIDWESTERN COLLEGIATE CONFERENCE TOURNAMENT CHAMPIONS

## NCAA TOURNAMENT PARTICIPANT (note: played eventual NCAA Champion Kansas in the first round)

F – Tyrone Hill, So., 15.3 ppg. & 10.5 rpg.  
 F – J.D. Barnett, Sr., 10.2 ppg. & 3.7 rpg.  
 C – Derek Strong, So., 10.6 ppg. & 7.1 rpg.  
 G – Byron Larkin, Sr., 25.3 ppg. & 3.6 rpg. & 4.8 apg.  
 G – Stan Kimbrough, Jr., 15.5 ppg. & 3.0 rpg. & 3.6 apg.

## XU AP

Nov. 28	CG	W	112-72	Huntington
Nov. 30	CG	W	75-68	St. Joseph's (Ind.)
Dec. 5	A	L	61-67	Marquette
Dec. 8	CG	W	100-71	Delaware State
Dec. 12	A	W	91-73	Miami (Ohio)
Dec. 22	A	L	76-96	Providence
Dec. 29	CG	W	87-56	Canisius
Jan. 2	CG	W	92-78	Kent State
Jan. 6	A	W	82-70	Western Michigan
Jan. 9	SF	W	125-84	Florida International
Jan. 12	CG	W	98-80	Cincinnati
Jan. 16	CG	W	98-90	Loyola of Chicago (MCC)
Jan. 18	CG	W	105-84	Detroit (MCC)
Jan. 23	A	L	84-86	Evansville (MCC)
Jan. 25	A	W	100-86	Saint Louis (MCC)
Jan. 30	A	W	78-75	Saint Peter's (N.J.)
Feb. 3	CG	W	101-84	Wright State
Feb. 6	CG	W	89-74	Butler (MCC)
Feb. 8	CG	W	100-84	Western Michigan
Feb. 13	A	W	94-83	Loyola of Chicago (MCC)
Feb. 15	A	W	114-97	Detroit (MCC)
Feb. 20	CG	W	102-79	Evansville (MCC)
Feb. 22	CG	W	93-70	Saint Louis (MCC)
Feb. 24	A	W	122-95	Florida International
Feb. 27	CG	W	86-73	Dayton
Mar. 1	A	W	93-80	Niagara
Mar. 6	A	W	71-70	Butler (MCC)


## MIDWESTERN COLLEGIATE CONFERENCE TOURNAMENT

Mar. 11	N1	W	117-79	Loyola of Chicago
Mar. 12	N1	W	122-96	Detroit

## NCAA TOURNAMENT

Mar. 18	N2	L	72-85	Kansas
N1 - Market Square Arena (Indianapolis, Ind.)				
N2 - Devaney Center (Lincoln, Neb.)				

## 1988-89 (21-12, 7-5 MCC)



## MIDWESTERN COLLEGIATE CONFERENCE TOURNAMENT CHAMPIONS

## NCAA TOURNAMENT PARTICIPANT (note: played eventual NCAA Champion Michigan in the first round)

F – Tyrone Hill, Jr., 18.9 ppg. & 12.2 rpg.  
 F – Colin Parker, So., 7.1 ppg. & 2.4 rpg.  
 C – Derek Strong, Jr., 15.3 ppg. & 8.0 rpg.  
 G – Stan Kimbrough, Sr., 18.8 ppg. & 2.7 rpg. & 4.2 apg.  
 G – Michael Davenport, So., 7.2 ppg. & 2.5 rpg.

Note: 6th man Jamal Walker (So.) led team at 7.1 apg.

## XU AP

Nov. 18	RC	W	85-83	#4 Louisville (NIT)
Nov. 20	A	L	71-83	#14 Missouri (NIT)
Nov. 28	CG	W	109-58	Marietta
Dec. 3	CG	W	73-64	Air Force
Dec. 7	CG	W	87-76	Robert Morris
Dec. 10	CG	L	61-68	Miami (Ohio)
Dec. 19	A	L	70-85	Eastern Illinois
Dec. 21	CG	W	63-53	Bethune-Cookman
Dec. 27	CG	W	93-70	Niagara
Dec. 30	A	W	89-75	Bowling Green
Jan. 2	CG	W	87-71	Prairie View A&M
Jan. 4	A	W	118-113	Loyola Marymount
Jan. 7	CG	W	97-88	Valparaiso
Jan. 12	A	L	83-92	Loyola of Chicago (MCC)
Jan. 14	A	L	80-89	Detroit (MCC)
Jan. 17	A	L	71-90	Kent State
Jan. 19	CG	W	81-73	Evansville (MCC)
Jan. 21	CG	W	73-67	Saint Louis (MCC)
Jan. 28	A	L	76-79	Butler (MCC)
Feb. 1	CG	L	76-86	Cincinnati
Feb. 4	A	W	82-78	Dayton (MCC)
Feb. 9	CG	W	93-86	Loyola of Chicago (MCC)
Feb. 11	A	L	79-97	Wichita State
Feb. 16	A	L	82-88	Evansville (MCC)
Feb. 18	A	L	61-62	Saint Louis (MCC)
Feb. 20	CG	W	86-64	Detroit (MCC)
Feb. 25	CG	W	102-77	Marquette
Mar. 2	CG	W	85-75	Butler (MCC)
Mar. 4	CG	W	83-78	Dayton (MCC)

## MIDWESTERN COLLEGIATE CONFERENCE TOURNAMENT

Mar. 9	N1	W	85-83	Loyola of Chicago
Mar. 10	N1	W	79-56	Saint Louis
Mar. 11	N1	W	85-78	Evansville

## NCAA TOURNAMENT

Mar. 17	N2	L	87-92	#10 Michigan
N1 - UD Arena (Dayton, Ohio)				
N2 - The Omni (Atlanta, Ga.)				

## 1989-90 (28-5, 12-2 MCC)



## MIDWESTERN COLLEGIATE CONFERENCE REGULAR SEASON CHAMPIONS

## NCAA TOURNAMENT SWEET 16

F – Tyrone Hill, Sr., 20.2 ppg. & 12.6 rpg.  
 F – Michael Davenport, Jr., 12.7 ppg. & 2.9 rpg.  
 C – Derek Strong, Sr., 14.2 ppg. & 9.9 rpg.  
 G – Jamal Walker, Jr., 15.1 ppg. & 3.5 rpg. & 5.9 apg.  
 G – Jamie Gladden, Fr., 10.2 ppg. & 2.3 rpg.

## XU AP

Dec. 2	CG	L	90-97	Southern Utah State
Dec. 4	A	W	77-70	Robert Morris
Dec. 9	A	W	76-69	Miami (Ohio)
Dec. 16	A	W	95-63	Valparaiso
Dec. 18	CG	W	80-48	Eastern Illinois
Dec. 22	N1	W	72-65	Princeton
Dec. 23	A	W	78-62	San Francisco
Dec. 30	CG	W	88-73	Bowling Green
Jan. 2	CG	W	115-113	#25 Loyola Marymount
Jan. 6	A	W	86-80	Marquette (MCC)
Jan. 8	CG	W	89-73	Loyola of Chicago (MCC)
Jan. 13	CG	W	82-61	25 Alabama-Birmingham
Jan. 15	CG	W	110-52	25 District of Columbia
Jan. 18	A	L	51-59	20 Evansville (MCC)
Jan. 20	A	W	83-74	20 Saint Louis (MCC)
Jan. 25	CG	W	88-83	25 Detroit (MCC)
Jan. 27	CG	W	81-57	25 Butler (MCC)
Jan. 31	CG	W	90-88	23 Cincinnati (OT)
Feb. 3	CG	W	88-81	23 Dayton (MCC)
Feb. 6	A	W	70-53	21 Loyola of Chicago (MCC)
Feb. 8	CG	W	83-78	21 Marquette (MCC)
Feb. 15	CG	W	71-52	22 Evansville (MCC)
Feb. 17	CG	W	74-58	19 Saint Louis (MCC)
Feb. 22	A	W	74-62	19 Detroit (MCC)
Feb. 24	A	W	80-66	19 Butler (MCC)
Feb. 27	A	W	84-73	19 Arkansas-Little Rock
Mar. 3	A	L	108-111	19 Dayton (MCC)

## MIDWESTERN COLLEGIATE CONFERENCE TOURNAMENT

Mar. 8	N2	W	96-61	Butler
Mar. 9	N2	W	89-78	Evansville
Mar. 10	N2	L	89-98	Dayton

## NCAA TOURNAMENT

Mar. 16	N3	W	87-79	Kansas State
Mar. 18	N3	W	74-71	Georgetown
Mar. 22	N4	L	89-102	Texas

N1 - San Francisco, Calif.  
 N2 - UD Arena (Dayton, Ohio)  
 N3 - Hoosier Dome (Indianapolis, Ind.)  
 N4 - Reunion Arena (Dallas, Texas)



# YEAR-BY-YEAR SCORES

1990-91 (22-10, 11-3 MCC)



## MIDWESTERN COLLEGIATE CONFERENCE REGULAR SEASON CHAMPIONS MIDWESTERN COLLEGIATE CONFERENCE TOURNAMENT CHAMPIONS NCAA TOURNAMENT SECOND ROUND

F – Michael Davenport, Sr., 14.1 ppg. & 3.5 rpg.  
F – Aaron Williams, So., 9.7 ppg. & 6.5 rpg.  
C – Brian Grant, Fr., 11.6 ppg. & 8.5 rpg.  
G – Jamie Gladden, So., 15.2 ppg. & 3.4 rpg. & 3.2 apg.  
G – Jamal Walker, Sr., 13.7 ppg. & 3.6 rpg. & 5.1 apg.

### XU AP

Nov. 24	CG	W	103-96	Mount Saint Mary's
Nov. 26	CG	W	82-56	Bethune-Cookman
Nov. 28	CG	L	94-100	Ball State
Dec. 1	A	W	62-59	Canisius
Dec. 5	CG	W	87-68	Loyola (Md.)
Dec. 8	CG	L	95-100	Miami (Ohio)
Dec. 22	CG	W	83-53	Winthrop
Dec. 30	CG	W	91-66	Detroit (MCC)
Jan. 2	CG	W	75-54	New Hampshire
Jan. 5	A	L	74-87	Fordham
Jan. 10	A	W	98-93	Marquette (MCC) (OT)
Jan. 12	A	W	81-74	Loyola of Chicago (MCC)
Jan. 15	CG	W	71-66	Massachusetts
Jan. 17	CG	W	100-85	Evansville (MCC)
Jan. 19	CG	L	56-58	Saint Louis (MCC)
Jan. 24	A	W	69-67	Detroit (MCC)
Jan. 26	A	L	88-92	South Florida
Jan. 30	A	L	56-69	Cincinnati
Feb. 2	A	L	74-95	Saint Louis (MCC)
Feb. 7	CG	W	71-66	Marquette (MCC)
Feb. 9	CG	W	87-74	Loyola of Chicago (MCC)
Feb. 12	CG	W	80-73	Butler (MCC)
Feb. 14	A	W	69-56	Evansville (MCC)
Feb. 17	A	L	79-83	Dayton (MCC)
Feb. 19	A	L	83-91	Wright State
Feb. 23	A	W	105-93	Butler (MCC)
Mar. 2	CG	W	102-79	Dayton (MCC)

## MIDWESTERN COLLEGIATE CONFERENCE TOURNAMENT

Mar. 7	N1	W	66-59	Detroit
Mar. 8	A	W	90-71	Dayton
Mar. 10	N1	W	81-68	Saint Louis

## NCAA TOURNAMENT

Mar. 14	N2	W	89-84	#11 Nebraska
Mar. 16	N2	L	50-66	Connecticut
N1 - UD Arena (Dayton, Ohio)				
N2 - Metrodome (Minneapolis, Minn.)				

1991-92 (15-12, 7-3 MCC)



F – Aaron Williams, Jr., 13.9 ppg. & 8.0 rpg.  
F – Tyrice Walker, So., 6.4 ppg. & 3.7 rpg.  
C – Brian Grant, So., 11.8 ppg. & 9.1 rpg.  
G – Jamie Gladden, Jr., 19.4 ppg. & 2.4 rpg.  
G – Michael Hawkins, Fr., 7.7 ppg. & 2.8 rpg. & 4.4 apg.

### XU AP

Nov. 30	CG	W	94-65	Colgate
Dec. 2	CG	W	75-59	Samford
Dec. 4	CG	W	77-74	Northern Illinois
Dec. 7	A	L	72-91	Massachusetts
Dec. 11	A	W	73-65	Kent State
Dec. 14	A	L	58-73	Miami (Ohio)
Dec. 21	CG	L	104-108	Duquesne
Dec. 27	CG	L	79-82	East Tennessee State
Dec. 30	A	W	84-74	Northern Illinois
Jan. 4	A	W	91-59	New Hampshire
Jan. 11	CG	W	84-80	Detroit (MCC)
Jan. 13	A	W	83-56	Winthrop
Jan. 18	A	W	75-73	Loyola of Chicago (MCC)
Jan. 21	CG	W	77-69	Dayton (MCC)
Jan. 25	A	L	88-93	Detroit (OT) (MCC)
Jan. 29	CG	L	75-93	Cincinnati
Feb. 1	CG	W	76-63	Evansville (MCC)
Feb. 5	A	L	52-68	Loyola (Md.)
Feb. 8	RC	L	73-86	Louisville
Feb. 10	CG	W	69-56	Loyola of Chicago (MCC)
Feb. 18	A	W	98-75	Butler (MCC)
Feb. 22	A	L	73-82	Evansville (MCC)
Feb. 26	CG	W	80-78	Fordham (OT)
Feb. 29	A	W	72-56	Dayton (MCC)
Mar. 3	A	L	86-87	Notre Dame
Mar. 7	CG	L	86-96	Butler (MCC)

## MIDWESTERN COLLEGIATE CONFERENCE TOURNAMENT

Mar. 13	RC	L	61-78	Butler
---------	----	---	-------	--------

1992-93 (24-6, 12-2 MCC)



## MIDWESTERN COLLEGIATE CONFERENCE REGULAR SEASON CO-CHAMPIONS NCAA TOURNAMENT SECOND ROUND

F – Aaron Williams, Sr., 10.9 ppg. & 7.1 rpg.  
C – Brian Grant, Jr., 18.5 ppg. & 9.4 rpg.  
G – Jamie Gladden, Sr., 14.4 ppg. & 2.1 rpg.  
G – Michael Hawkins, So., 8.1 ppg. & 2.5 rpg. & 3.71 apg.  
G – Steve Gentry, Jr., 7.1 ppg. & 2.8 rpg. & 3.67 apg.

### XU AP

Dec. 1	CG	W	113-73	Huntington
Dec. 7	A	W	81-78	Ball State (OT)
Dec. 9	CG	W	72-56	Kent State
Dec. 12	CG	W	70-67	Miami (Ohio)
Dec. 18	N1	W	74-66	Delaware
Dec. 20	N1	W	75-60	Rice
Dec. 30	CG	W	88-54	Wichita State
Jan. 4	CG	W	75-60	Notre Dame
Jan. 9	A	L	90-97	Detroit (OT) (MCC)
Jan. 11	A	L	73-76	Louisville
Jan. 16	A	W	85-58	Dayton (MCC)
Jan. 19	CG	W	56-53	South Florida
Jan. 21	CG	W	63-59	Butler (MCC)
Jan. 23	A	W	74-68	Evansville (MCC)
Jan. 27	A	L	67-78	#4 Cincinnati
Jan. 30	A	W	81-64	Loyola of Chicago (MCC)
Feb. 4	CG	W	56-49	La Salle (MCC)
Feb. 6	CG	W	85-79	Duquesne (MCC)
Feb. 13	CG	W	53-46	Dayton (MCC)
Feb. 17	CG	W	74-63	Evansville (MCC)
Feb. 20	A	W	80-66	Butler (MCC)
Feb. 25	CG	W	68-65	24 Loyola of Chicago (MCC)
Feb. 27	CG	W	93-74	24 Detroit (MCC)
Mar. 2	A	W	73-58	18 La Salle (MCC)
Mar. 6	A	L	72-88	18 Duquesne (MCC)


## MIDWESTERN COLLEGIATE CONFERENCE TOURNAMENT

Mar. 11	N2	W	60-50	22 Loyola of Chicago
Mar. 12	N2	W	67-41	22 Duquesne
Mar. 13	N2	L	69-80	22 Evansville

## NCAA TOURNAMENT

Mar. 19	N3	W	73-55	New Orleans
Mar. 21	N3	L	70-73	#1 Indiana
N1 - Tokyo, Japan				
N2 - Market Square Arena (Indianapolis, Ind.)				
N3 - Hoosier Dome (Indianapolis, Ind.)				

1993-94 (22-8, 8-2 MCC)



## MIDWESTERN COLLEGIATE CONFERENCE REGULAR SEASON CHAMPIONS NATIONAL INVITATION TOURNAMENT QUARTERFINALIST

F – Tyrice Walker, Sr., 14.6 ppg. & 4.9 rpg.  
F – Larry Sykes, Jr., 8.4 ppg. & 5.7 rpg.  
C – Brian Grant, Sr., 16.7 ppg. & 9.9 rpg.  
G – Jeff Massey, Jr., 12.7 ppg. & 2.1 rpg.  
G – Steve Gentry, Sr., 6.1 ppg. & 2.5 rpg. & 6.1 apg.

### XU AP

Nov. 29	CG	W	97-49	Marietta
Dec. 4	A	L	60-82	#6 Duke
Dec. 6	CG	W	65-56	Hartford
Dec. 11	A	W	72-69	Miami (Ohio)
Dec. 18	CG	W	85-52	Virginia Tech
Dec. 20	CG	W	82-55	UNC Asheville
Dec. 30	A	W	92-66	Maryland-Baltimore Co.
Jan. 3	A	W	93-65	East Tennessee State
Jan. 8	CG	W	79-64	Brown
Jan. 9	CG	W	82-65	New Hampshire
Jan. 12	CG	W	57-46	25 Dayton
Jan. 15	A	W	86-80	25 Butler (MCC)
Jan. 19	CG	W	82-76	22 #19 Cincinnati (OT)
Jan. 22	A	L	61-91	22 Evansville (MCC)
Jan. 24	A	W	88-62	Dayton
Jan. 26	CG	W	75-68	Detroit (MCC)
Jan. 29	CG	W	83-55	Loyola of Chicago (MCC)
Jan. 31	A	L	73-77	St. Francis (Pa.)
Feb. 5	A	W	73-66	La Salle (MCC)
Feb. 12	CG	L	92-93	25 George Wash. (2 OT)
Feb. 16	CG	W	93-73	Butler (MCC)
Feb. 19	A	L	82-86	Detroit (MCC)
Feb. 23	CG	L	76-79	Virginia Commonwealth
Feb. 26	CG	W	73-66	Evansville (MCC)
Mar. 1	A	W	98-76	Loyola of Chicago (MCC)
Mar. 3	CG	W	79-77	La Salle (MCC)

## MIDWESTERN COLLEGIATE CONFERENCE TOURNAMENT

Mar. 7	N1	L	75-79	Detroit
--------	----	---	-------	---------

## NATIONAL INVITATION TOURNAMENT


Mar. 16	CG	W	80-68	Miami (Ohio)
Mar. 21	A	W	83-79	Northwestern (OT)
Mar. 23	A	L	74-76	Villanova
N1 - Hinkle Fieldhouse (Indianapolis, Ind.)				

# YEAR-BY-YEAR SCORES

1994-95 (23-5, 14-0 MCC)



**Skip Prosser**  
Head Coach



## MIDWESTERN COLLEGIATE CONFERENCE REGULAR SEASON CHAMPIONS NCAA TOURNAMENT PARTICIPANT

F – Pete Sears, Sr., 12.9 ppg. & 5.1 rpg.  
F – Larry Sykes, Sr., 10.2 ppg. & 10.8 rpg.  
F – T.J. Johnson, Fr., 11.9 ppg. & 5.3 rpg.  
G – Jeff Massey, Sr., 18.9 ppg. & 3.7 rpg.  
G – Michael Hawkins, Sr., 14.1 ppg. & 3.3 rpg. & 5.8 apg.

XU AP				
Nov. 25	CG	W	104-67	IUPUI
Nov. 30	CG	W	89-70	Miami (Ohio)
Dec. 3	CG	W	86-51	Loyola (Md.)
Dec. 5	A	L	55-82	Virginia Tech
Dec. 10	A	W	85-68	Hartford
Dec. 17	CG	W	90-71	#19 Ohio
Dec. 19	CG	W	99-73	Dayton
Dec. 21	CG	W	101-65	Cal State Northridge
Dec. 28	CG	W	77-58	Maryland-Baltimore County
Jan. 5	A	W	84-69	Cleveland State (MCC)
Jan. 7	A	W	72-63	Detroit (MCC)
Jan. 9	A	L	80-87	Cincinnati
Jan. 14	CG	W	75-72	La Salle (MCC)
Jan. 18	A	W	81-73	Wright State (MCC)
Jan. 21	A	L	73-84	Notre Dame
Jan. 26	CG	W	96-76	Wiscon-Milwaukee (MCC)
Jan. 28	A	W	106-84	Northern Illinois (MCC)
Jan. 30	A	W	81-75	Loyola of Chicago (MCC)
Feb. 2	CG	W	93-75	Cleveland State (MCC)
Feb. 4	CG	W	72-65	Detroit (MCC)
Feb. 9	A	W	84-77	La Salle (MCC)
Feb. 11	CG	W	76-55	Wiscon-Green Bay (MCC)
Feb. 15	CG	W	94-84	Wright State (MCC)
Feb. 18	A	W	88-75	George Washington
Feb. 23	CG	W	93-90	Illinois-Chicago (MCC)
Feb. 25	CG	W	81-66	Butler (MCC)

## MIDWESTERN COLLEGIATE CONFERENCE TOURNAMENT NCAA TOURNAMENT

Mar. 4 N1 L 70-71 25 Wright State  
Mar. 17 N2 L 63-68 #22 Georgetown  
N1 - Nutter Center (Dayton, Ohio)  
N2 - Tallahassee/Leon Co. Civic Center (Tallahassee, Fla.)

1995-96 (13-15, 8-8 A-10)



## XAVIER'S FIRST SEASON IN THE ATLANTIC 10 CONFERENCE


F – T.J. Johnson, So., 10.6 ppg. & 6.8 rpg.  
C – Kevin Carr, Jr., 9.8 ppg. & 6.4 rpg.  
G – Darnell Williams, Fr., 12.3 ppg. & 4.3 rpg.  
G – Lenny Brown, Fr., 12.5 ppg. & 4.1 rpg.  
G – Gary Lumpkin, Fr., 11.2 ppg. & 2.7 rpg. & 3.2 apg.

XU AP				
Nov. 25	CG	W	88-61	St. Francis (Pa.)
Nov. 30	A	L	75-81	Virginia Commonwealth
Dec. 2	CG	W	109-78	Long Island
Dec. 6	A	L	71-85	Miami (Ohio)
Dec. 9	A	L	72-103	Ohio
Dec. 16	CG	W	87-57	Delaware State
Dec. 20	A	L	67-73	Kansas State
Dec. 23	CG	L	70-72	Notre Dame
Dec. 30	CG	W	78-59	Morgan State
Jan. 6	A	W	69-60	La Salle (A-10)
Jan. 9	A	L	56-73	Temple (A-10)
Jan. 13	CG	W	74-61	Fordham (A-10)
Jan. 17	CG	L	90-99	#3 Cincinnati
Jan. 20	A	W	76-62	St. Bonaventure (A-10)
Jan. 25	CG	W	60-59	La Salle (A-10)
Jan. 27	A	L	55-61	Dayton (A-10)
Jan. 31	CG	W	84-71	Saint Joseph's (A-10)
Feb. 4	CG	L	74-78	#1 Mass. (OT) (A-10)
Feb. 7	A	L	69-77	George Washington (A-10)
Feb. 10	CG	L	73-78	#11 Virginia Tech (A-10)
Feb. 17	A	L	70-87	Rhode Island (A-10)
Feb. 20	CG	W	102-95	Dayton (A-10)
Feb. 24	CG	W	116-105	Duquesne (OT) (A-10)
Feb. 26	CG	L	77-81	#24 George Wash. (A-10)
Feb. 29	A	L	61-70	#16 Virginia Tech (A-10)
Mar. 3	A	W	76-75	Duquesne (A-10)

## ATLANTIC 10 CONFERENCE TOURNAMENT

Mar. 6 N1 W 61-54 Fordham  
Mar. 7 N1 L 50-67 Temple  
N1 - Philadelphia Civic Center (Philadelphia, Pa.)

1996-97 (23-6, 13-3 A-10)



## ATLANTIC 10 CONFERENCE WEST DIVISION REGULAR SEASON CHAMPIONS XAVIER'S FIRST ATLANTIC 10 CONFERENCE REGULAR SEASON CHAMPIONSHIP NCAA TOURNAMENT SECOND ROUND

F – Torraye Braggs, Jr., 13.9 ppg. & 7.4 rpg.  
F – T.J. Johnson, Jr., 7.8 ppg. & 5.0 rpg.  
G – Lenny Brown, So., 15.6 ppg. & 3.8 rpg. & 3.5 apg.  
G – Gary Lumpkin, So., 14.7 ppg. & 2.9 rpg. & 4.3 apg.  
G – Darnell Williams, So., 10.8 ppg. & 4.0 rpg.  
Note: 6th man James Posey (So.) led team at 7.8 rpg.


XU AP				
Nov. 23	CG	W	98-73	Western Kentucky
Nov. 26	A	W	71-69	#1 Cincinnati
Nov. 30	CG	W	92-71	Miami (Ohio)
Dec. 2	CG	W	95-64	Florida A&M
Dec. 5	A	W	81-65	Loyola Marymount
Dec. 10	CG	W	94-86	Long Island
Dec. 14	CG	W	79-43	Hofstra
Dec. 21	A	W	113-111	Akron (3OT)
Dec. 29	CG	W	95-54	Kansas State
Jan. 4	CG	W	102-67	Virginia Tech (A-10)
Jan. 7	A	L	91-98	Dayton (A-10)
Jan. 11	A	W	75-64	Fordham (A-10)
Jan. 16	RC	L	85-87	Tulane
Jan. 19	CG	W	68-64	Temple (OT) (A-10)
Jan. 23	A	W	62-61	George Wash. (A-10)
Jan. 25	CG	L	70-78	Duquesne (A-10)
Jan. 28	CG	W	91-79	Rhode Island (A-10)
Feb. 1	A	W	87-84	Mass. (OT) (A-10)
Feb. 3	A	W	83-67	La Salle (A-10)
Feb. 8	A	L	65-79	Saint Joseph's (A-10)
Feb. 12	CG	W	79-53	Dayton (A-10)
Feb. 15	CG	W	87-76	George Wash. (A-10)
Feb. 20	A	W	82-74	Duquesne (A-10)
Feb. 22	CG	W	79-67	La Salle (A-10)
Feb. 27	CG	W	83-59	St. Bonaventure (A-10)
Mar. 2	A	W	81-72	Virginia Tech (A-10)

## ATLANTIC 10 CONFERENCE TOURNAMENT

Mar. 6	N1	L	62-69	11	Temple (OT)
NCAA TOURNAMENT					
Mar. 13	N2	W	80-68	13	Vanderbilt
Mar. 15	N2	L	83-96	13	#7 UCLA

N1 - The Spectrum (Philadelphia, Pa.)  
N2 - The Palace of Auburn Hills (Auburn Hills, Mich.)

1997-98 (22-8, 11-5 A-10)



## ATLANTIC 10 CONFERENCE WEST DIVISION REGULAR SEASON CO-CHAMPIONS ATLANTIC 10 CONFERENCE TOURNAMENT CHAMPIONS XAVIER'S FIRST ATLANTIC 10 CONFERENCE TOURNAMENT CHAMPIONSHIP NCAA TOURNAMENT PARTICIPANT

F – Torraye Braggs, Sr., 13.0 ppg. & 8.2 rpg.  
F – T.J. Johnson, Sr., 5.5 ppg. & 3.6 rpg.  
G – Gary Lumpkin, Jr., 12.3 ppg. & 2.5 rpg. & 4.5 apg.  
G – Darnell Williams, Jr., 17.3 ppg. & 3.9 rpg.  
G – Lenny Brown, Jr., 14.7 ppg. & 3.5 rpg. & 3.5 apg.  
Note: 6th man James Posey (Jr.) led team at 8.4 rpg.

XU AP				
Nov. 19	CG	W	95-76	10 Toledo
Nov. 22	CG	W	97-73	10 Akron
Nov. 24	CG	W	118-61	10 Louisiana Monroe
Dec. 2	CG	W	88-54	9 Central Michigan
Dec. 6	A	W	93-60	9 Western Kentucky
Dec. 9	A	L	72-80	7 Miami (Ohio)
Dec. 13	CG	W	88-68	7 Cincinnati
Dec. 20	N1	L	84-86	10 #8 Purdue
Dec. 27	N2	W	73-56	13 DePaul
Dec. 30	CG	W	93-66	13 Butler
Jan. 3	A	L	77-80	13 St. Bonaventure (A-10)
Jan. 7	CG	W	104-67	19 La Salle (A-10)
Jan. 10	CG	W	77-43	19 Fordham (A-10)
Jan. 14	A	L	73-78	18 G. Washington (OT) (A-10)
Jan. 17	CG	W	77-66	18 Virginia Tech (A-10)
Jan. 20	CG	W	72-62	19 Saint Joseph's (A-10)
Jan. 24	A	L	82-93	19 Dayton (A-10)
Jan. 27	CG	W	93-71	24 Duquesne (A-10)
Jan. 31	A	W	79-73	24 Temple (A-10)
Feb. 2	A	W	91-59	24 La Salle (A-10)
Feb. 8	CG	L	62-73	21 #23 Mass. (A-10)
Feb. 14	A	W	74-63	Virginia Tech (A-10)
Feb. 16	CG	W	96-86	#17 George Wash. (A-10)
Feb. 21	A	W	83-62	Duquesne (A-10)
Feb. 24	A	L	68-69	Rhode Island (A-10)
Mar. 1	CG	W	89-84	Dayton (A-10)

## ATLANTIC 10 CONFERENCE TOURNAMENT

Mar. 5	N3	W	68-44	St. Bonaventure
Mar. 6	N3	W	95-80	Rhode Island
Mar. 7	N3	W	77-63	George Washington


## NCAA TOURNAMENT

Mar. 12 N4 L 68-69 23 Washington  
N1 - Market Square Arena (Indianapolis, Ind.)  
N2 - Gund Arena (Cleveland, Ohio)  
N3 - The Spectrum (Philadelphia, Pa.)  
N4 - MCI Center (Washington D.C.)



# YEAR-BY-YEAR SCORES

1998-99 (25-11, 12-4 A-10)



## NATIONAL INVITATION TOURNAMENT THIRD PLACE

F – James Posey, Sr., 16.9 ppg. & 8.9 rpg.  
F – Kevin Frey, Fr., 5.7 ppg. & 5.0 rpg.  
F – Aaron Turner, Fr., 5.4 ppg. & 5.2 rpg.  
G – Gary Lumpkin, Sr., 11.1 ppg. & 2.4 rpg. & 3.4 apg.  
G – Lenny Brown, Sr., 18.1 ppg. & 3.6 rpg. & 2.8 apg.

### XU AP

Nov. 17	A	W	73-66	16	Butler
Nov. 21	CG	W	90-50	16	Chicago State
Nov. 23	CG	W	100-67	16	Morgan State
Nov. 26	N1	L	76-94	13	Pittsburgh
Nov. 27	N1	W	74-61	13	Colorado
Nov. 28	N1	L	69-82	13	San Francisco
Dec. 2	CG	W	64-56	23	Miami (Ohio)
Dec. 5	RC	L	57-71	23	#14 Purdue
Dec. 9	A	L	67-74		Toledo
Dec. 19	CG	W	88-58		Canisius
Dec. 21	CG	W	97-52		Loyola Marymount
Dec. 28	A	W	77-54		St. Mary's (Calif.)
Jan. 3	CG	W	87-83		Rhode Island (A-10)
Jan. 6	A	W	80-67		Virginia Tech (A-10)
Jan. 9	A	W	56-42		Duquesne (A-10)
Jan. 13	CG	W	62-57		St. Bonaventure (A-10)
Jan. 17	CG	W	81-61		George Washington (A-10)
Jan. 20	A	W	76-56		Fordham (A-10)
Jan. 23	CG	W	93-69		Virginia Tech (A-10)
Jan. 28	A	L	77-87		#5 Cincinnati
Jan. 30	A	L	86-91		Dayton (A-10)
Feb. 4	A	W	59-53		Saint Joseph's (A-10)
Feb. 6	A	L	75-88		La Salle (A-10)
Feb. 9	CG	W	72-54		Duquesne (A-10)
Feb. 14	CG	W	62-60		Temple (A-10)
Feb. 16	CG	W	88-71		La Salle (A-10)
Feb. 20	A	L	77-78		Massachusetts (A-10) (2OT)
Feb. 24	CG	W	90-62		Dayton (A-10)
Feb. 27	A	L	74-77		George Washington (A-10)

## ATLANTIC 10 CONFERENCE TOURNAMENT

Mar. 4	N2	W	72-68	Massachusetts
Mar. 5	N2	L	64-76	Temple

## NATIONAL INVITATION TOURNAMENT

Mar. 10	A	W	86-84	Toledo
Mar. 15	CG	W	87-76	Wake Forest
Mar. 17	CG	W	65-58	Princeton
Mar. 23	N3	L	76-79	Clemson
Mar. 25	N3	W	106-75	Oregon

N1 - American Univ. (San Juan, Puerto Rico)

N2 - First Union Spectrum (Philadelphia, Pa.)

N3 - Madison Square Garden (New York, N.Y.)

1999-00 (21-12, 9-7 A-10)



## NATIONAL INVITATION TOURNAMENT SECOND ROUND

F – David West, Fr., 11.7 ppg. & 9.1 rpg.  
F – Kevin Frey, So., 8.8 ppg. & 5.1 rpg.  
F – Lloyd Price, So., 13.0 ppg. & 6.0 rpg.  
G – Maurice McAfee, Jr., 15.1 ppg. & 3.5 rpg. & 4.2 apg.  
G – Darnell Williams, Sr., 13.0 ppg. & 2.6 rpg.

### XU AP

Nov. 20	CG	W	96-52	Maryland-Eastern Shore
Nov. 25	N1	W	81-79	Louisville
Nov. 26	N1	L	70-111	#10 Kansas
Nov. 27	N1	W	81-65	Washington
Dec. 4	CG	W	80-55	East Tennessee State
Dec. 8	A	L	58-67	Miami (Ohio)
Dec. 11	A	W	94-75	Central Michigan
Dec. 18	CG	W	66-64	#1 Cincinnati
Dec. 21	CG	W	92-48	St. Mary's (Calif.)
Dec. 27	CG	W	58-54	Princeton
Dec. 30	CG	W	84-55	Toledo
Jan. 2	A	L	63-65	Marquette
Jan. 6	CG	W	86-67	Virginia Tech (A-10)
Jan. 9	A	W	78-75	Rhode Island (A-10)
Jan. 11	A	L	72-76	Dayton (A-10)
Jan. 15	A	L	78-85	Duquesne (A-10)
Jan. 23	CG	L	49-80	La Salle (A-10)
Jan. 25	A	L	40-59	#23 Temple (A-10)
Jan. 30	CG	W	97-79	Fordham (A-10)
Feb. 2	CG	W	65-64	Dayton (OT) (A-10)
Feb. 5	A	L	67-78	George Washington (A-10)
Feb. 9	A	W	87-78	Canisius
Feb. 12	CG	W	87-77	Massachusetts (A-10)
Feb. 15	CG	W	95-66	Duquesne (A-10)
Feb. 19	A	L	65-73	Virginia Tech (A-10)
Feb. 22	CG	W	88-76	George Washington (A-10)
Feb. 27	A	W	71-60	La Salle (A-10)
Mar. 1	A	L	64-65	St. Bonaventure (A-10)
Mar. 5	CG	W	94-66	Saint Joseph's (A-10)

## ATLANTIC 10 CONFERENCE TOURNAMENT

Mar. 8	N2	W	75-60	Rhode Island
Mar. 9	N2	L	69-72	St. Bonaventure


## NATIONAL INVITATION TOURNAMENT

Mar. 15	CG	W	67-63	Marquette
Mar. 20	A	L	64-76	Notre Dame

N1 - Great Alaska Shootout (Anchorage, Alaska)

N2 - The Spectrum (Philadelphia, Pa.)

2000-01 (21-8, 12-4 A-10)



## NCAA TOURNAMENT

F – David West, So., 17.8 ppg. & 10.9 rpg.  
F – Lloyd Price, Jr., 9.2 ppg. & 4.4 rpg.  
F – Kevin Frey, Jr., 11.4 ppg. & 6.3 rpg.  
G – Romain Sato, Fr., 10.7 ppg. & 5.4 rpg.  
G – Maurice McAfee, Sr., 9.5 ppg. & 2.7 rpg. & 4.8 apg.

### XU AP

Nov. 18	CC	W	68-54	Miami (Ohio)
Nov. 22	CC	W	93-75	Eastern Kentucky
Nov. 28	CC	W	65-55	Samford
Nov. 30	CC	W	86-68	Louisiana-Monroe
Dec. 2	A	L	46-61	#23 Wisconsin
Dec. 5	CC	W	75-49	San Francisco
Dec. 9	A	L	52-58	Princeton
Dec. 14	A	W	69-67	#17 Cincinnati
Dec. 16	CC	W	75-59	Marquette
Dec. 23	A	W	63-61	Toledo
Dec. 30	N1	W	71-60	Kent State
Jan. 3	A	W	82-71	Fordham (A-10)
Jan. 7	CC	W	81-66	La Salle (A-10)
Jan. 9	CC	L	64-75	Massachusetts (A-10)
Jan. 13	A	W	99-82	Rhode Island (A-10)
Jan. 16	A	W	76-74	George Washington (A-10)
Jan. 20	CC	W	86-73	Saint Joseph's (A-10)
Jan. 27	A	W	81-48	Duquesne (A-10)
Jan. 30	CC	W	82-72	Dayton (A-10)
Feb. 3	CC	W	71-63	G. Washington (OT) (A-10)
Feb. 7	A	L	76-79	24 Saint Joseph's (A-10)
Feb. 10	CC	W	78-71	24 Temple (A-10)
Feb. 14	A	L	49-59	Massachusetts (A-10)
Feb. 17	CC	W	79-65	Rhode Island (A-10)
Feb. 21	CC	W	77-60	St. Bonaventure (A-10)
Feb. 25	A	W	79-55	La Salle (A-10)
Mar. 4	A	L	62-65	25 Dayton (A-10)

## ATLANTIC 10 CONFERENCE TOURNAMENT

Mar. 8	N2	L	74-83	George Washington
--------	----	---	-------	-------------------

## NCAA TOURNAMENT

Mar. 16	N3	L	71-83	#19 Notre Dame
---------	----	---	-------	----------------

N1 - Gund Arena (Cleveland, Ohio)


N2 - First Union Spectrum (Philadelphia, Pa.)

N3 - Kemper Arena (Kansas City, Mo.)

2001-02 (26-6, 14-2 A-10)



Thad Matta  
Head Coach



## ATLANTIC 10 CONFERENCE WEST DIVISION

### REGULAR SEASON CHAMPIONS

### ATLANTIC 10 CONFERENCE TOURNAMENT CHAMPIONS

### NCAA TOURNAMENT SECOND ROUND

F – David West, Jr., 18.3 ppg. & 9.8 rpg.

F – Kevin Frey, Sr., 8.5 ppg. & 5.7 rpg.

F – Dave Young, Jr., 8.0 ppg. & 3.6 rpg.

G – Romain Sato, So., 16.1 ppg. & 6.6 rpg.

G – Lionel Chalmers, So., 12.0 ppg. & 4.2 apg.

### XU AP

Nov. 17	CC	W	72-41	Coastal Carolina
Nov. 24	N1	L	60-72	#5 Missouri
Nov. 28	A	W	87-58	Miami (Ohio)
Dec. 1	A	W	87-72	San Francisco
Dec. 5	A	L	66-70	Purdue
Dec. 8	CC	W	108-57	Long Island
Dec. 10	CC	W	57-48	Wisconsin
Dec. 14	CC	L	55-75	Cincinnati
Dec. 20	CC	W	62-56	Kent State
Dec. 22	A	W	72-65	Creighton
Dec. 31	CC	W	68-59	Siena
Jan. 5	A	W	66-59	Dayton (A-10)
Jan. 9	CC	W	88-58	Fordham (A-10)
Jan. 12	CC	W	72-62	Richmond (A-10)
Jan. 17	A	W	71-63	George Washington (A-10)
Jan. 19	A	W	71-67	La Salle (A-10)
Jan. 23	A	W	67-49	Rhode Island (A-10)
Jan. 26	CC	W	75-59	Dayton (A-10)
Jan. 30	CC	W	79-65	Duquesne (A-10)
Feb. 2	A	W	67-64	Richmond (A-10)
Feb. 9	A	L	79-80	St. Bonaventure (A-10)
Feb. 14	CC	W	89-75	George Washington (A-10)
Feb. 16	CC	W	84-77	Saint Joseph's (A-10)
Feb. 20	A	L	56-67	Temple (A-10)
Feb. 24	A	W	80-66	Duquesne (A-10)
Feb. 28	CC	W	68-53	La Salle (A-10)
Mar. 2	CC	W	72-52	Massachusetts (A-10)

# YEAR-BY-YEAR SCORES

## ATLANTIC 10 CONFERENCE TOURNAMENT

Mar. 7	N2	W	65-59	24	Massachusetts (OT)
Mar. 8	N2	W	66-59	24	Dayton
Mar. 9	N2	W	73-60	24	Richmond

## NCAA TOURNAMENT


Mar. 15	N3	W	70-58	22	#25 Hawaii
Mar. 17	N3	L	65-78	22	#3 Oklahoma

N1 - Conseco Fieldhouse (Indianapolis, Ind.)

N2 - First Union Spectrum (Philadelphia, Pa.)

N3 - American Airlines Arena (Dallas, Texas)

## 2002-03 (26-6, 15-1 A-10)



## ATLANTIC 10 CONFERENCE WEST DIVISION

### REGULAR SEASON CHAMPIONS

### NCAA TOURNAMENT SECOND ROUND

F – David West, Sr., 20.1 ppg. & 11.8 rpg. & 3.2 apg.

F – Anthony Myles, Jr., 10.2 ppg. & 6.8 rpg.

G – Romain Sato, Jr., 18.1 ppg. & 7.1 rpg.

G – Lionel Chalmers, Jr., 12.0 ppg. & 2.7 rpg.

G – Dedrick Finn, Fr., 7.6 ppg. & 2.1 rpg. & 4.3 apg.

### XU AP

Nov. 18	CC	W	87-48	10	Saint Peter's (NIT)
Nov. 20	A	L	62-63	11	Stanford (NIT)
Nov. 24	CC	W	93-64	11	Florida A&M
Dec. 3	CC	W	74-59	16	Purdue
Dec. 7	A	W	50-44	16	Cincinnati
Dec. 9	CC	W	68-58	16	Miami (Ohio)
Dec. 14	N1	L	61-71	13	#24 Mississippi State
Dec. 20	CC	W	87-58	21	Ball State
Dec. 23	A	W	96-88	21	Siena
Dec. 28	CC	W	84-60	24	Eastern Kentucky
Dec. 31	CC	W	75-73	19	#15 Creighton
Jan. 4	A	L	58-65	19	#1 Alabama
Jan. 7	CC	L	59-67	21	Richmond (A-10)
Jan. 11	CC	W	99-83	21	St. Bonaventure (A-10)
Jan. 14	CC	W	80-47		La Salle (A-10)
Jan. 18	A	W	86-73		Massachusetts (A-10)
Jan. 21	CC	W	93-58		Duquesne (A-10)
Jan. 25	A	W	75-61		Fordham (A-10)
Feb. 1	A	W	66-52		Richmond (A-10)
Feb. 4	A	W	80-68	20	George Wash. (A-10)
Feb. 8	CC	W	85-77	20	Dayton (A-10)
Feb. 15	CC	W	93-70	18	Rhode Island (A-10)
Feb. 19	A	W	93-71	14	La Salle (A-10)
Feb. 22	A	W	73-72	14	#25 Dayton (A-10)
Feb. 26	A	W	80-78	13	Duquesne (OT) (A-10)
Mar. 1	CC	W	71-70	13	George Wash. (A-10)
Mar. 5	A	W	88-80	11	St. Joseph's (OT) (A-10)
Mar. 8	CC	W	96-65	11	Temple (A-10)

## ATLANTIC 10 CONFERENCE TOURNAMENT

Mar. 13	N2	W	78-73	10	George Washington
Mar. 14	N2	L	57-63	10	Temple

## NCAA TOURNAMENT


Mar. 21	N3	W	71-59	12	Troy
Mar. 23	N3	L	64-77	12	#17 Maryland

N1 - Madison Square Garden (New York, N.Y.)

N2 - UD Arena (Dayton, Ohio)

N3 - Gaylord Entertainment Center (Nashville, Tenn.)

## 2003-04 (26-11, 10-6 A-10)



## ATLANTIC 10 CONFERENCE TOURNAMENT CHAMPIONS

### NCAA TOURNAMENT ELITE EIGHT

F – Justin Doellman, Fr., 7.3 ppg. & 3.6 rpg.

F – Justin Cage, Fr., 4.6 ppg. & 3.4 rpg.

F – Anthony Myles, Sr., 10.6 ppg. & 6.9 rpg.

G – Lionel Chalmers, Sr., 16.6 ppg. & 3.3 rpg. & 3.2 apg.

G – Romain Sato, Sr., 16.3 ppg. & 8.0 rpg.

Note: 6th man Dedrick Finn (So.) led team at 3.4 apg.

### XU AP

Nov. 15	CC	W	62-37		Coppin State (BCA Classic)
Nov. 16	CC	W	72-58		Mercer (BCA Classic)
Nov. 17	CC	W	76-66		Oakland (BCA Classic)
Nov. 25	A	L	63-75		Ball State
Nov. 29	N1	L	77-80		Indiana (OT)
Dec. 9	A	W	55-36		Miami (Ohio)
Dec. 13	A	L	70-82		Mississippi State
Dec. 20	CC	W	78-74		LA Lafayette
Dec. 23	A	L	61-68		Iowa State
Dec. 28	CC	W	75-58		Elon
Dec. 30	CC	W	93-76		Morehead State
Jan. 3	CC	W	68-47		Alabama
Jan. 11	A	W	81-67		Rhode Island (A-10)
Jan. 14	A	L	58-71		Duquesne (A-10)
Jan. 17	CC	L	73-81		#6 Saint Joseph's (A-10)
Jan. 21	CC	W	84-45		La Salle (A-10)
Jan. 25	CC	L	44-53		Richmond (A-10)
Jan. 28	A	L	60-81		George Washington (A-10)
Jan. 31	A	L	67-74		Dayton (A-10)
Feb. 3	CC	W	71-69		#10 Cincinnati
Feb. 7	CC	W	74-52		Fordham (A-10)
Feb. 10	A	W	62-51		Richmond (A-10)
Feb. 14	CC	W	64-44		Massachusetts (A-10)
Feb. 18	A	W	78-68		La Salle (A-10)
Feb. 21	CC	W	67-60		Dayton (A-10)
Feb. 25	A	W	65-49		St. Bonaventure (A-10)
Feb. 28	CC	L	68-74		Duquesne (A-10)
Mar. 3	CC	W	83-66		George Washington (A-10)
Mar. 6	A	W	70-69		Temple (A-10)

## ATLANTIC 10 CONFERENCE TOURNAMENT

Mar. 10	N2	W	90-64		St. Bonaventure
Mar. 11	N2	W	87-67		#1 Saint Joseph's
Mar. 12	N2	W	70-47		George Washington
Mar. 13	A	W	58-49		Dayton

## NCAA TOURNAMENT

Mar. 19	N3	W	80-70		Louisville
Mar. 21	N3	W	89-74		#8 Mississippi St.
Mar. 26	N4	W	79-71		#12 Texas
Mar. 28	N4	L	63-66		#6 Duke

N1 - Conseco Fieldhouse (Indianapolis, Ind.)

N2 - UD Arena (Dayton, Ohio)

N3 - TD Waterhouse Centre (Orlando, Fla.)


N4 - Georgia Dome (Atlanta, Ga.)

## 2004-05 (17-12, 10-6 A-10)



## Sean Miller

### Head Coach



F – Justin Cage, So., 11.1 ppg. & 5.6 rpg.

F – Justin Doellman, So., 10.9 ppg. & 6.0 rpg.

C – Brian Thornton, Jr., 10.7 ppg. & 5.8 rpg.

G – Stanley Burrell, Fr., 12.7 ppg. & 3.2 rpg.

G – Dedrick Finn, Jr., 8.1 ppg. & 2.2 rpg. & 4.2 apg.

### XU AP

Nov. 19	CC	W	69-58		Oakland
Nov. 22	CC	L	54-66		Miami (Ohio)
Nov. 27	A	W	83-70		Miami (Fla.) (OT)
Nov. 30	CC	L	72-73		Creighton
Dec. 11	A	L	69-71		Tennessee
Dec. 18	CC	L	74-80		#20 Mississippi State
Dec. 21	CC	W	69-63		Lehigh
Dec. 28	CC	W	80-74		IPFW
Dec. 30	CC	W	69-46		Marshall
Jan. 3	CC	W	72-59		Iowa State
Jan. 8	A	L	86-90		Mass. (A-10) (3OT)
Jan. 12	CC	W	73-52		Duquesne (A-10)
Jan. 16	A	L	74-76		Fordham (A-10)
Jan. 19	CC	W	81-57		Richmond (A-10)
Jan. 22	CC	L	54-69		Temple (A-10)
Jan. 25	A	W	66-65		George Washington (A-10)
Jan. 29	A	L	59-67		Saint Joseph's (A-10)
Feb. 2	CC	W	62-50		La Salle (A-10)
Feb. 5	CC	W	77-63		Rhode Island (A-10)
Feb. 10	A	L	54-65		#21 Cincinnati
Feb. 13	A	W	83-72		Duquesne (A-10)
Feb. 16	CC	W	67-54		St. Bonaventure (A-10)
Feb. 19	A	L	55-59		Dayton (A-10)
Feb. 23	CC	W	81-62		George Washington (A-10)
Feb. 27	A	L	52-53		La Salle (A-10) (OT)
Mar. 2	A	W	73-64		Richmond (A-10)
Mar. 5	CC	W	74-65		Dayton (A-10)

## ATLANTIC 10 CONFERENCE TOURNAMENT

Mar. 10	N1	W	83-70		La Salle
Mar. 11	N1	L	68-73		Saint Joseph's

N1 - U.S. Bank Arena (Cincinnati, Ohio)

## 2005-06 (21-11, 8-8 A-10)



## ATLANTIC 10 CONFERENCE TOURNAMENT CHAMPIONS

### NCAA TOURNAMENT

F – Josh Duncan, So., 9.1 ppg & 4.2 rpg.

F – Justin Cage, Jr., 10.5 ppg. & 5.4 rpg.

C – Justin Doellman, Jr., 11.0 ppg. & 6.7 rpg.

G – Stanley Burrell, So., 14.4 ppg. & 2.9 rpg. & 3.3 apg.

G – Johnny Wolf, Fr., 3.7 ppg. & 1.5 rpg. & 2.0 apg.

\*C – Brian Thornton, Sr., 15.3 ppg. & 6.8 rpg.

\* Started the first 21 games before suffering a season-ending injury on Feb. 11 vs. La Salle.

Note: 6th man Dedrick Finn (Sr.) led team at 4.0 apg.,

although he did not play in any of the final eight games.

### XU AP

Nov. 19	CC	W	80-35		Eastern Illinois
Nov. 26	N1	W	74-55		Purdue
Nov. 29	CC	W	81-56		Coppin State
Dec. 3	N2	L	62-65		#12 Illinois
Dec. 7	CC	W	79-51		Florida A&M
Dec. 11	A	W	75-65		Miami (Ohio)
Dec. 18	A	L	59-61		Creighton
Dec. 22	CC	W	78-54		Troy
Dec. 29	CC	W	73-56		Southern
Jan. 4	A	W	62-58		Saint Joseph's (A-10)
Jan. 7	CC	W	99-71		St. Bonaventure (A-10)
Jan. 9	CC	W	82-63		Eastern Kentucky
Jan. 14	A	W	78-65		Charlotte (A-10)
Jan. 19	CC	W	73-71		Cincinnati (OT)
Jan. 22	CC	L	54-59		Saint Louis (A-10)
Jan. 25	A	L	79-81		Temple (A-10)
Jan. 28	CC	W	60-55		Dayton (A-10)
Feb. 2	CC	L	85-89		#10 George Wash. (A-10)
Feb. 5	A	L	47-61		Saint Louis (A-10)
Feb. 8	A	W	63-51		Richmond (A-10)
Feb. 11	CC	L	70-79		La Salle (A-10)
Feb. 15	CC	W	84-64		Fordham (A-10)
Feb. 18	CC	W	91-70		Duquesne (A-10)
Feb. 21	A	L	62-66		Dayton (A-10)
Feb. 25	A	W	85-76		Rhode Island (A-10)
Feb. 28	CC	L	58-68		Saint Joseph's (A-10)
Mar. 4	A	L	56-65		Massachusetts (A-10)

## ATLANTIC 10 CONFERENCE TOURNAMENT

Mar. 8	N3	W	75-66		Massachusetts
Mar. 9	N3	W	59-55		Charlotte
Mar. 10	N3	W	70-59		Fordham
Mar. 11	N3	W	62-61		Saint Joseph's

## NCAA TOURNAMENT

Mar. 16	N4	L	75-79		Gonzaga
---------	----	---	-------	--	---------

N1 - Wooden Tradition at Conseco Fieldhouse (Indianapolis, Ind.)

N2 - United Center (Chicago, Ill.)


N3 - U.S. Bank Arena (Cincinnati, Ohio)

N4 - Jon M. Huntsman Center (Salt Lake City, Utah)



# YEAR-BY-YEAR SCORES

2006-07 (25-9, 13-3 A-10)



## ATLANTIC 10 CONFERENCE REGULAR SEASON CO-CHAMPIONS NCAA TOURNAMENT SECOND ROUND

F - Justin Doellman, Sr., 13.7 ppg. & 5.5 rpg.  
F - Justin Cage, Sr., 10.5 ppg. & 5.4 rpg.  
F - Brandon Cole, Sr., 5.8 ppg. & 4.7 rpg.  
G - Stanley Burrell, Jr., 12.4 ppg. & 2.0 rpg. & 2.4 apg.  
G - Drew Lavender, Jr., 11.2 ppg. & 2.4 rpg. & 4.8 apg.  
\*F - Josh Duncan, Jr., 9.3 ppg. & 3.4 rpg.


Note: Duncan started the first 20 games

XU AP			
Nov. 11	CC	W	79-46 Coastal Carolina
Nov. 17	N1	W	70-67 Virginia Commonwealth
Nov. 19	N1	W	71-66 Villanova
Nov. 20	N1	L	56-63 #8 Alabama
Nov. 25	CC	W	86-68 American
Nov. 29	CC	W	68-53 Miami (Ohio)
Dec. 2	CC	W	95-61 Western Carolina
Dec. 5	CC	W	88-55 24 Detroit
Dec. 9	A	L	67-73 24 Creighton
Dec. 13	A	L	57-67 Cincinnati
Dec. 16	CC	W	76-58 Arizona State
Dec. 20	CC	L	67-68 Bucknell
Dec. 29	N2	W	65-59 Illinois
Jan. 3	N2	W	76-66 Kansas State
Jan. 6	CC	W	76-68 Temple (A-10)
Jan. 11	A	W	71-56 Fordham (A-10)
Jan. 13	A	L	65-76 Saint Louis (A-10)
Jan. 18	CC	W	83-77 Massachusetts (A-10)
Jan. 21	A	L	74-82 Saint Joseph's (A-10)
Jan. 24	A	W	92-66 St. Bonaventure (A-10)
Jan. 27	CC	W	83-67 Dayton (A-10)
Jan. 31	A	L	91-93 Duquesne (A-10)
Feb. 3	CC	W	91-57 Charlotte (A-10)
Feb. 7	CC	W	76-57 Saint Louis (A-10)
Feb. 10	A	W	87-58 George Washington (A-10)
Feb. 17	CC	W	71-50 Richmond (A-10)
Feb. 21	CC	W	98-72 Rhode Island (A-10)
Feb. 24	A	W	75-67 Dayton (A-10)
Feb. 28	CC	W	72-62 Saint Joseph's (A-10)
Mar. 3	A	W	76-65 La Salle (A-10)
ATLANTIC 10 CONFERENCE TOURNAMENT			
Mar. 8	N3	W	72-51 Dayton
Mar. 9	N3	L	71-79 Rhode Island

## NCAA TOURNAMENT

Mar. 15 N4 W 79-77 Brigham Young  
Mar. 17 N4 L 71-78 #1 Ohio State (OT)  
N1 - U.S. Virgin Islands Paradise Jam (St. Thomas, V.I.)  
N2 - U.S. Bank Arena (Cincinnati, Ohio)  
N3 - Boardwalk Hall (Atlantic City, N.J.)  
N4 - Rupp Arena (Lexington, Ky.)

2007-08 (30-7, 14-2 A-10)



## ATLANTIC 10 CONFERENCE REGULAR SEASON CHAMPIONS NCAA TOURNAMENT ELITE EIGHT

F - Josh Duncan, Sr., 12.4 ppg. & 4.7 rpg.  
F - Derrick Brown, So., 10.9 ppg. & 6.5 rpg.  
G - Drew Lavender, Sr., 10.8 ppg. & 2.7 rpg. & 4.5 apg.  
F - C.J. Anderson, Jr., 10.7 ppg. & 5.9 rpg.  
G - Stanley Burrell, Sr., 9.7 ppg. & 2.2 rpg. & 3.8 apg.  
\*C - Jason Love, So., 6.0 ppg. & 5.5 rpg.


Note: Love started 21 out of the last 26 games

XU AP			
Nov. 10	CC	W	90-59 Southeast Missouri State
Nov. 13	A	L	57-59 Miami (Ohio)
Nov. 20	CC	W	98-49 Coppin State
Nov. 23	N1	W	78-65 Kent State
Nov. 24	N1	W	80-65 #8 Indiana
Nov. 28	CC	W	93-68 Oakland
Dec. 1	CC	W	90-49 23 Belmont
Dec. 5	CC	W	79-66 21 Creighton
Dec. 12	CC	W	64-59 17 Cincinnati
Dec. 15	A	L	55-77 17 Arizona State
Dec. 22	CC	L	75-82 #12 Tennessee
Dec. 28	CC	W	65-33 Delaware State
Dec. 31	N2	W	103-77 Kansas State
Jan. 3	CC	W	108-70 Virginia
Jan. 6	A	W	80-57 Auburn
Jan. 9	CC	W	83-68 24 St. Bonaventure (A-10)
Jan. 12	CC	W	68-50 Fordham (A-10)
Jan. 16	A	L	59-78 20 Temple (A-10)
Jan. 19	A	W	74-66 20 George Wash. (A-10)
Jan. 24	CC	W	69-43 23 #16 Dayton (A-10)
Jan. 27	A	W	77-65 23 Massachusetts (A-10)
Feb. 2	CC	W	75-62 15 La Salle (A-10)
Feb. 7	A	W	70-68 13 Saint Louis (A-10)
Feb. 10	CC	W	76-72 13 Saint Joseph's (A-10)
Feb. 13	A	W	62-60 12 Charlotte (A-10)
Feb. 18	A	W	81-77 10 Rhode Island (A-10)
Feb. 21	CC	W	75-48 10 Duquesne (A-10)
Feb. 24	A	W	57-51 10 Dayton (A-10)
Mar. 1	CC	W	66-56 9 George Wash. (A-10)
Mar. 6	A	L	66-71 8 Saint Joseph's (A-10)
Mar. 8	CC	W	86-61 8 Richmond (A-10)
ATLANTIC 10 CONFERENCE TOURNAMENT			
Mar. 13	N3	W	74-65 10 Dayton
Mar. 14	N3	L	53-61 10 Saint Joseph's

## NCAA TOURNAMENT

Mar. 20 N4 W 73-61 12 Georgia  
Mar. 22 N4 W 85-78 12 #20 Purdue  
Mar. 27 N5 W 79-75 12 West Virginia (OT)  
Mar. 29 N5 L 57-76 12 #3 UCLA  
N1 - Sears Centre (Hoffman Estates, Ill.)  
N2 - U.S. Bank Arena (Cincinnati, Ohio)  
N3 - Boardwalk Hall (Atlantic City, N.J.)  
N4 - Verizon Center (Washington D.C.)  
N5 - U.S. Airways Center (Phoenix, Ariz.)

2008-09 (27-8, 12-4 A-10)



## ATLANTIC 10 CONFERENCE REGULAR SEASON CHAMPIONS NCAA TOURNAMENT SWEET 16

F - Derrick Brown, Jr., 13.7 ppg. & 6.1 rpg.  
F - C. J. Anderson, Sr., 9.9 ppg. & 5.5 rpg.  
C - Jason Love, Jr., 6.7 ppg. & 5.9 rpg.  
G - B.J. Raymond, Sr., 14.1 ppg. & 4.1 rpg.  
G - Dante' Jackson, So., 6.6 ppg. & 3.5 rpg. & 2.7 apg.

XU AP			
Nov. 14	CC	W	71-43 IPFW
Nov. 17	CC	W	81-65 Toledo
Nov. 20	N1	W	75-71 Missouri
Nov. 21	N1	W	63-62 Virginia Tech (OT)
Nov. 23	N1	W	63-58 #13 Memphis
Nov. 29	CC	W	60-53 16 Miami (Ohio)
Dec. 3	CC	W	81-74 14 Auburn
Dec. 10	CC	W	78-56 10 Ohio
Dec. 13	A	W	76-66 10 Cincinnati
Dec. 20	N2	L	64-82 7 #6 Duke
Dec. 23	CC	L	65-74 14 Butler
Dec. 31	CC	W	78-57 22 Robert Morris
Jan. 3	A	W	84-70 22 Virginia
Jan. 8	CC	W	70-44 16 Saint Louis (A-10)
Jan. 11	A	W	86-60 16 Fordham (A-10)
Jan. 15	A	W	67-65 15 Rhode Island (A-10)
Jan. 18	CC	W	73-53 15 La Salle (A-10)
Jan. 21	A	W	84-64 15 St. Bonaventure (A-10)
Jan. 24	A	W	80-70 15 LSU
Jan. 28	CC	W	69-47 10 Charlotte (A-10)
Jan. 31	CC	W	82-80 10 Massachusetts (A-10)
Feb. 5	CC	W	83-74 9 Temple (A-10)
Feb. 7	A	L	68-72 9 Duquesne (A-10)
Feb. 11	A	L	58-71 14 Dayton (A-10)
Feb. 14	CC	W	88-53 14 Fordham (A-10)
Feb. 19	A	L	60-65 16 Charlotte (A-10)
Feb. 22	CC	W	71-53 16 George Wash. (A-10)
Feb. 26	A	W	68-54 19 Saint Joseph's (A-10)
Mar. 5	CC	W	76-59 17 Dayton (A-10)
Mar. 7	A	L	75-80 17 Richmond (A-10)
ATLANTIC 10 CONFERENCE TOURNAMENT			
Mar. 12	N3	W	66-47 19 Saint Louis
Mar. 13	N3	L	53-55 19 Temple

## NCAA TOURNAMENT

Mar. 20 N4 W 77-59 20 Portland State  
Mar. 22 N4 W 60-49 20 Wisconsin  
Mar. 26 N5 L 55-60 20 #4 Pittsburgh  
N1 - Coliseo de Puerto Rico (San Juan, P.R.)  
N2 - Izod Center (East Rutherford, N.J.)  
N3 - Boardwalk Hall (Atlantic City, N.J.)  
N4 - Taco Bell Arena (Boise, Idaho)  
N5 - TD Banknorth Garden (Boston, Mass.)

2009-10 (26-9, 14-2 A-10)



Chris Mack  
Head Coach



## ATLANTIC 10 CONFERENCE REGULAR SEASON CO-CHAMPIONS NCAA TOURNAMENT SWEET 16

F - Dante' Jackson, Jr., 6.5 ppg. & 3.2 rpg. & 2.2 apg.  
F - Jamel McLean, Jr., 8.5 ppg. & 7.5 rpg.  
C - Jason Love, Sr., 11.8 ppg. & 8.7 rpg.  
G - Tu Holloway, So., 12.1 ppg. & 2.4 rpg. & 3.9 apg.  
G - Jordan Crawford, So., 20.5 ppg. & 4.7 rpg. & 2.9 apg.

XU AP			
Nov. 13	CC	W	83-57 Youngstown State
Nov. 17	CC	W	101-57 Bowling Green
Nov. 21	CC	W	105-65 Sacred Heart
Nov. 26	N1	L	61-71 Marquette
Nov. 27	N1	W	80-67 Creighton
Nov. 29	N1	L	64-69 Baylor
Dec. 4	CC	W	77-61 Kent State
Dec. 8	A	L	56-71 Kansas State
Dec. 13	CC	W	83-79 #19 Cincinnati (2OT)
Dec. 19	A	L	68-69 #21 Butler
Dec. 23	CC	W	70-67 Miami (Ohio)
Dec. 29	CC	W	89-65 LSU
Jan. 3	A	L	92-96 Wake Forest (2OT)
Jan. 7	A	W	68-62 La Salle (A-10)
Jan. 10	A	W	76-69 George Washington (A-10)
Jan. 13	CC	W	86-74 Charlotte (A-10)
Jan. 16	CC	W	78-74 Dayton (A-10)
Jan. 20	A	L	72-77 #16 Temple (A-10)
Jan. 23	CC	W	72-61 Rhode Island (A-10)
Jan. 28	CC	W	86-50 Duquesne (A-10)
Jan. 31	CC	W	108-60 Fordham (A-10)
Feb. 3	A	W	87-79 Massachusetts (A-10)
Feb. 6	A	L	65-90 Dayton (A-10)
Feb. 13	A	W	76-64 Florida
Feb. 17	CC	W	88-52 Saint Joseph's (A-10)
Feb. 20	A	W	81-67 Charlotte (A-10)
Feb. 24	A	W	73-71 Saint Louis (A-10)
Feb. 28	CC	W	78-76 #23 Richmond (A-10) (2OT)
Mar. 3	A	W	82-56 25 Fordham (A-10)
Mar. 6	CC	W	93-72 25 St. Bonaventure (A-10)
ATLANTIC 10 CONFERENCE TOURNAMENT			
Mar. 12	N2	W	78-73 24 Dayton
Mar. 13	N2	L	85-89 24 Richmond (OT)

## NCAA TOURNAMENT

Mar. 19 N3 W 65-54 24 Minnesota  
Mar. 21 N3 W 71-68 25 #18 Pittsburgh  
Mar. 25 N4 L 96-101 25 #7 Kansas State (2OT)  
N1 - The Milk House (Lake Buena Vista, Fla.)  
N2 - Boardwalk Hall (Atlantic City, N.J.)  
N3 - Bradley Center (Milwaukee, Wisc.)  
N4 - EnergySolutions Arena (Salt Lake City, Utah)

2010-11 (24-8, 15-1 A-10)



ATLANTIC 10 CONFERENCE  
REGULAR SEASON CHAMPIONS  
NCAA TOURNAMENT SECOND ROUND

F – Jamel McLean, Sr., 10.6 ppg. & 8.4 rpg.  
C – Kenny Frease, Jr., 11.7 ppg. & 7.1 rpg.  
G – Mark Lyons, So., 13.6 ppg. & 3.1 rpg. & 3.1 apg.  
G – Dante' Jackson, Sr., 7.9 ppg. & 3.1 rpg. & 2.0 apg.  
G – Tu Holloway, Jr., 19.7 ppg. & 5.0 rpg. & 5.4 apg.

## XU AP

Nov. 12	CC	W	68-65	Western Michigan
Nov. 16	CC	W	76-66	IPFW (OT)
Nov. 19	N1	W	86-73	Iowa
Nov. 21	N1	W	57-52	Seton Hall
Nov. 22	N1	L	58-67	Old Dominion
Nov. 27	CC	W	94-90	Wofford(3OT)
Dec. 1	A	L	64-75	Miami (Ohio)
Dec. 9	CC	W	51-49	Butler
Dec. 18	CC	W	83-75	Wake Forest
Dec. 22	A	L	54-64	Gonzaga
Dec. 28	CC	W	88-64	Albany
Dec. 31	CC	L	67-71	Florida
Jan. 6	A	L	46-66	#24 Cincinnati
Jan. 9	A	W	72-45	Rhode Island (A-10)
Jan. 12	CC	W	79-50	Massachusetts (A-10)
Jan. 15	CC	W	81-76	Dayton (A-10)
Jan. 19	A	W	79-65	St. Bonaventure (A-10)
Jan. 22	CC	W	88-77	Temple (A-10)
Jan. 26	CC	W	81-74	George Washington (A-10)
Jan. 29	A	W	85-62	Richmond (A-10)
Feb. 2	A	L	62-66	Charlotte (A-10)
Feb. 5	CC	W	76-68	Saint Louis (A-10)
Feb. 8	A	W	65-57	Georgia
Feb. 13	A	W	71-63	Duquesne (A-10)
Feb. 16	A	W	74-54	24 Saint Joseph's (A-10)
Feb. 19	CC	W	79-72	24 Fordham (A-10)
Feb. 22	CC	W	100-62	25 La Salle (A-10)
Feb. 27	A	W	66-62	25 Dayton (A-10)
Mar. 2	CC	W	68-48	23 Charlotte (A-10)
Mar. 5	A	W	66-55	23 Saint Louis (A-10)

## ATLANTIC 10 CONFERENCE TOURNAMENT

Mar. 11	N2	L	67-68	18 Dayton
---------	----	---	-------	-----------

## NCAA TOURNAMENT

Mar. 18	N3	L	55-66	20 Marquette
---------	----	---	-------	--------------

N1 – UVI Sport and Fitness Center  
(St. Thomas, U.S. Virgin Islands)

N2 – Boardwalk Hall (Atlantic City, N.J.)

N3 – Quicken Loans Arena (Cleveland, Ohio)

2011-12 (23-13, 10-6 A-10)



## NCAA TOURNAMENT SWEET 16

F – Dezmine Wells, Fr., 9.8 ppg. & 4.9 rpg.  
F – Andre Walker, Gr., 5.3 ppg. & 5.8 rpg.  
C – Kenny Frease, Sr., 10.2 ppg. & 6.1 rpg.  
G – Mark Lyons, Jr., 15.1 ppg. & 2.8 apg.  
G – Tu Holloway, Sr., 17.5 ppg. & 4.9 apg.

## XU AP

Nov. 11	CC	W	74-63	14 Morgan State
Nov. 15	CC	W	86-63	13 IPFW
Nov. 18	CC	W	66-60	13 Miami (Ohio)
Nov. 25	CC	W	70-56	12 Georgia
Nov. 28	A	W	82-70	11 #20 Vanderbilt (OT)
Dec. 3	CC	W	66-63	11 Purdue
Dec. 7	A	W	73-61	8 Butler
Dec. 10	CC	W	76-53	8 Cincinnati
Dec. 18	CC	L	42-64	8 Oral Roberts
Dec. 22	N1	L	59-68	14 Long Beach State
Dec. 23	N1	L	82-84	14 Hawaii (OT)
Dec. 25	N1	W	87-77	14 Southern Illinois
Dec. 31	CC	L	65-72	Gonzaga
Jan. 4	A	L	70-80	La Salle (A-10)
Jan. 7	A	W	67-59	Fordham (A-10)
Jan. 11	CC	W	78-50	Duquesne (A-10)
Jan. 14	CC	W	77-64	St. Bonaventure (A-10)
Jan. 18	CC	W	68-55	Saint Joseph's (A-10)
Jan. 21	A	L	72-87	Dayton (A-10)
Jan. 25	CC	L	68-73	Saint Louis (A-10)
Jan. 28	A	W	74-70	Charlotte (A-10)
Feb. 1	A	W	59-58	George Washington (A-10)
Feb. 4	A	L	68-72	Memphis
Feb. 8	CC	W	84-66	Rhode Island (A-10)
Feb. 11	A	L	72-85	Temple (A-10)
Feb. 18	CC	W	86-83	Dayton (A-10) (OT)
Feb. 21	A	L	73-80	Massachusetts (A-10)
Feb. 25	CC	W	65-57	Richmond (A-10)
Feb. 28	A	L	59-70	Saint Louis (A-10)
Mar. 3	CC	W	72-63	Charlotte (A-10)

## ATLANTIC 10 CONFERENCE TOURNAMENT

Mar. 9	N2	W	70-69	Dayton
Mar. 10	N2	W	71-64	Saint Louis
Mar. 11	N2	L	56-67	St. Bonaventure

## NCAA TOURNAMENT

Mar. 16	N3	W	67-63	Notre Dame
Mar. 18	N3	W	70-58	Lehigh
Mar. 23	N4	L	70-75	#9 Baylor

N1 – Stan Sheriff Center (Honolulu, Hawaii)

N2 – Boardwalk Hall (Atlantic City, N.J.)

N3 – Greensboro Coliseum (Greensboro, N.C.)

N4 – Georgia Dome (Atlanta, Ga.)

## XAVIER ALL-TIME COACHING WINS TOP DOZEN



1 - PETE GILLEN



2 - SKIP PROSSER



3 - SEAN MILLER



4 - CLEM CROWE



5 - JOE MEYER

6 - JIM  
MCCAFFERTY

7 - NED WULK



8 - BOB STAAK



9 - THAD MATTA



10 - LEW HIRT



11 - CHRIS MACK



12 - TAY BAKER

## ALL-TIME COACHES (RANKED BY TOTAL WINS)

Name (Alma Mater)	Seasons	Games	Wins	Losses	Win %	Postseason Play			
						NCAA	NIT	MCC	A-10
Pete Gillen (Fairfield)	9 (1985-94)	277	202	75	.729	5-7	2-1	17-4	0-0
Skip Prosser (Merchant Marine Acad.)	7 (1994-01)	213	148	65	.695	1-4	5-2	0-1	6-5
Sean Miller (Pittsburgh)	5 (2004-09)	167	120	47	.719	6-4	0-0	0-0	8-4
Clem Crowe (Notre Dame)	10 (1933-43)	175	96	79	.549	0-0	0-0	0-0	0-0
Joe Meyer (Xavier)	13 (1920-33)	147	95	52	.646	0-0	0-0	0-0	0-0
Jim McCafferty (Loyola, La.)	6 (1957-63)	162	91	71	.562	0-1	4-0	0-0	0-0
Ned Wulk (LaCrosse)	6 (1951-57)	159	89	70	.560	0-0	2-2	0-0	0-0
Bob Staak (Connecticut)	6 (1979-85)	174	88	86	.506	0-1	2-1	7-5	0-0
Thad Matta (Butler)	3 (2001-04)	101	78	23	.772	5-3	0-0	0-0	8-1
Lew Hirt (DePauw)	5 (1946-51)	137	76	61	.555	0-0	0-0	0-0	0-0
Chris Mack (Xavier)	3 (2009-present)	103	73	30	.709	4-3	0-0	0-0	3-3
Tay Baker (Cincinnati)	6 (1973-79)	159	70	89	.440	0-0	0-0	0-0	0-0
Don Ruberg (Xavier)	4 (1963-67)	103	52	51	.505	0-0	0-0	0-0	0-0
George Krajack (Clemson)	4 (1967-71)	103	34	69	.330	0-0	0-0	0-0	0-0
Dick Campbell (Furman)	2 (1971-73)	52	15	37	.288	0-0	0-0	0-0	0-0
Ed Burns (Xavier)	1 (1945-46)	19	3	16	.158	0-0	0-0	0-0	0-0
Harry Gilligan (Xavier)	1 (1919-20)	1	0	1	.000	0-0	0-0	0-0	0-0
Musketeeer Totals	91 (1919-43/45-2012)	2,252	1,330	922	.591	21-23	15-6	24-10	25-13



Chris Mack, the 2010-11 Atlantic 10 Conference Coach of the Year and Skip Prosser Man of the Year award winner, has led Xavier to two Atlantic 10 Regular Season Championships and three NCAA berths in three years at the helm. Mack, the 2009-10 *Basketball Times* Rookie Coach of the Year, was the first Xavier head coach ever to lead the Musketeers to the NCAA Sweet 16 in his first season. He is now the first Xavier head coach to reach two Sweet 16s in his first three years.





# WINNING TRADITION

Year	Record	Atlantic 10 or MCC Conference Record (Finish)	NCAA or NIT Postseason	Home Attendance Avg. (Sell-outs/Home Games)
2011-12	23-13	10-6 (T-Third in A-10)	NCAA Sweet 16	10,155 (10/16)
2010-11	24-8	15-1 (First in A-10)	NCAA Second Round	10,098 (9/15)
2009-10	26-9	14-2 (T-First in A-10)	NCAA Sweet 16	10,123 (7/15)
2008-09	27-8	12-4 (First in A-10)	NCAA Sweet 16	10,097 (11/15)
2007-08	30-7	14-2 (First in A-10)	NCAA Elite Eight	10,008 (9/17)
2006-07	25-9	13-3 (T-First in A-10)	NCAA Second Round	9,910 (5/15)
2005-06	21-11	8-8 (T-Seventh in A-10)*	NCAA Tournament	9,775 (4/15)
2004-05	17-12	10-6 (T-Second in A-10 West)		10,027 (7/16)
2003-04	26-11	10-6 (T-Third in A-10 West)*	NCAA Elite Eight	9,902 (8/16)
2002-03	26-6	15-1 (First in A-10 West)	NCAA Second Round	10,181 (14/15)
2001-02	26-6	14-2 (First in A-10 West)*	NCAA Second Round	10,224 (13/14)
2000-01	21-8	12-4 (T-Second in A-10)	NCAA Tournament	10,072 (12/14)
1999-00	21-12	9-7 (T-Second in A-10 West)	NIT Second Round	9,072 (4/15)
1998-99	25-11	12-4 (Second in A-10 West)	NIT Third Place	9,540 (6/16)
1997-98	22-8	11-5 (T-First in A-10 West)*	NCAA Tournament	9,924 (10/14)
1996-97	23-6	13-3 (First in A-10 West)	NCAA Second Round	9,436 (5/14)
1995-96	13-15	8-8 (Third in A-10 West)		8,871 (5/14)
1994-95	23-5	14-0 (First in MCC)	NCAA Tournament	8,201 (2/14)
1993-94	22-8	8-2 (First in MCC)	NIT Quarterfinals	6,943 (1/16)
1992-93	24-6	12-2 (T-First in MCC)	NCAA Second Round	7,236 (1/13)
1991-92	15-12	7-3 (T-Second in MCC)		8,296 (1/14)
1990-91	22-10	11-3 (First in MCC)*	NCAA Second Round	6,812 (1/15)
1989-90	28-5	12-2 (First in MCC)	NCAA Sweet 16	7,757 (2/14)
1988-89	21-12	7-5 (Third in MCC)*	NCAA Tournament	4,411 (0/15)
1987-88	26-4	9-1 (First in MCC)*	NCAA Tournament	5,853 (1/15)
1986-87	19-13	7-5 (T-Third in MCC)*	NCAA Second Round	3,213 (0/15)
1985-86	25-5	10-2 (First in MCC)*	NCAA Tournament	5,171 (1/14)
1984-85	16-13	7-7 (Fifth in MCC)		4,644 (0/13)
1983-84	22-11	9-5 (Third in MCC)	NIT Quarterfinals	4,788 (0/15)
1982-83	22-8	10-4 (T-Second in MCC)*	NCAA Tournament	3,002 (0/15)
<b>30-Year Totals</b>	<b>681-272 (.715)</b>	<b>#323-113 (.741) Conf. Regular Season</b>	<b>22 NCAA Tournaments/4 NIT</b>	

\* Won Conference Tournament Championship #These 30 years include 200-72 Atlantic 10 and 123-41 MCC records.

+ Xavier made its seventh straight NCAA Tournament appearance in 2012 and its 11th in the last 12 years.

+ Xavier made its 26th postseason appearance in the last 30 years, including its 22nd NCAA Tournament berth during that time. XU only made the NCAA Tournament field one time (1961) before the 1982-83 season.

+ Xavier has recorded seven straight 20-win seasons and 15 in the last 16 years. XU was a school record 30-7 for the 2007-08 season.

+ Xavier has won four Atlantic 10 Tournament Championships in its first 17 seasons in the A-10 (2006, 2004, 2002 and 1998). Xavier has won or shared 16 regular season conference championships over the last 30 years (nine A-10 and seven MCC), while winning 10 conference tournament championships (four A-10 and six MCC).

