





2012

WAC SOFTBALL MEDIA GUIDE



WAC
WESTERN ATHLETIC CONFERENCE

2012 WAC SOFTBALL DIRECTORY

BRIGHAM YOUNG

Mailing Address

Athletic Communications
30 SFH
Provo, UT 84602-2239



Tom Holmoe, Athletics Director..... (801) 422-7649
Janie Penfield, Associate AD/SWA..... (801) 422-7306
Gordon Eakin, Head Coach..... (801) 422-1158
Press Box..... (801) 422-1973
Jordan Christiansen, SID [Cell: (801) 717-5217]..... (801) 422-8999
FAX..... (801) 422-0633
E-Mail Address..... softball_sid@byu.edu
Web site..... www.byucougars.com

FRESNO STATE

Mailing Address

Athletic Media Relations
5048 N. Jackson Ave. - LS 135
Fresno, CA 93740



Thomas Boeh, Athletics Director..... (559) 278-3178
Betsy Mosher, Associate AD/SWA..... (559) 278-4864
Margie Wright, Head Coach..... (559) 278-4453
Press Box..... (559) 278-7543
Jason Clay, SID [Cell: (559) 287-3304]..... (559) 278-2509
FAX..... (559) 278-4689
E-Mail Address..... jaclay@csufresno.edu
Web site..... www.gobulldogs.com

HAWAII

Mailing Address

Media Relations
1337 Lower Campus Road
Honolulu, HI 96822-2312



Jim Donovan, Athletics Director..... (808) 956-7301
Marilyn Moniz-Kaho'ohanohano, Associate AD/SWA..... (808) 956-4499
Bob Coolen, Head Coach..... (808) 956-4506
Press Box..... N/A
Kara Nishimura, SID [Cell: (808) 497-0638]..... (808) 956-5087
FAX..... (808) 956-4470
E-Mail Address..... karakn@hawaii.edu
Web site..... www.hawaiiathletics.com

LOUISIANA TECH

Mailing Address

Athletic Media Relations
Thomas Assembly Center, Room 161
Ruston, LA 71270



Bruce Van De Velde, Athletics Director..... (318) 257-4111
Mary Kay Hungate, Associate AD/SWA..... (318) 257-4111
Sarah Dawson, Head Coach..... (318) 257-4111
Press Box..... (318) 614-4513
Malcolm Butler, SID [Cell: (318) 614-4513]..... (318) 257-3144
FAX..... (318) 257-3757
E-Mail Address..... mbutler@latech.edu
Web site..... www.latechsports.com

NEVADA

Mailing Address

Athletics Media Services
Legacy Hall, Mail Stop 232
Reno, NV 89557-0110



Cary Groth, Athletics Director..... (775) 682-6970
Rhonda Lundin, Associate AD/SWA..... (775) 682-6981
Matt Meuchel, Head Coach..... (775) 682-6925
Press Box..... (775) 322-7430
Chad Hartley, SID [Cell: (775) 229-5513]..... (775) 682-6982
FAX..... (775) 784-4386
E-Mail Address..... hartleyc@unr.edu
Web site..... www.nevadawolfpack.com

NEW MEXICO STATE

Mailing Address

Athletic Media Relations
MSC 3145, P.O. Box 30001
Las Cruces, NM 88003-8001



McKinley Boston, Athletics Director..... (575) 646-7630
Maria Roth, Associate AD/SWA..... (575) 646-4048
Kathy Rodolph, Head Coach..... (575) 646-5793
Press Box..... (575) 646-2883
Jeremy Strachan, SID [Cell: (517) 749-3088]..... (575) 646-3269
FAX..... (575) 646-2099
E-Mail Address..... jls@nmsu.edu
Web site..... www.nmstatesports.com

SAN JOSE STATE

Mailing Address

Athletics Media Relations
One Washington Square
San Jose, CA 95192



Tom Bowen, Athletics Director..... (408) 924-1200
Liz Jarnigan, Associate AD/SWA..... (408) 924-1720
Peter Turner, Head Coach..... (408) 924-1253
Press Box..... N/A
Amy Villa, SID [Cell: (408) 421-8604]..... (408) 924-1216
FAX..... (408) 924-1291
E-Mail Address..... amy.villa@sjsu.edu
Web site..... www.sjsuspartans.com

UTAH STATE

Mailing Address

Athletic Media Relations
7400 Old Main Hill
Logan, UT 84322



Scott Barnes, Athletics Director..... (435) 797-2060
Jana Doggett, Senior Associate AD..... (435) 797-2615
Carissa Millsap-Kalaba, Head Coach..... (435) 797-0553
Press Box..... (435) 840-2007
Couper Sorensen, SID [Cell: (435) 840-2007]..... (435) 797-1361
FAX..... (435) 797-2615
E-Mail Address..... coupdawg@gmail.com
Web site..... www.utahstateaggies.com

WAC

Mailing Address

9250 E. Costilla Ave.
Suite 300
Englewood, CO 80112



Karl Benson, Commissioner..... (303) 799-9221
Connie Hurlbut, Senior Associate Commissioner/SWA..... (303) 962-4205
Hope Shuler, Director, Media Relations..... (303) 962-4213
Shuler's Cell Phone..... (303) 999-6380
FAX..... (303) 799-3888
E-Mail Address..... hshuler@wac.org
Web site..... www.wacsports.com



WAC WEBSITE

WAC standings, statistics, championships information, school links and more are available on the Internet at: www.wacsports.com

MEDIA CENTER

The WAC's website (wacsports.com) includes a link on the home page to the Media Center. From there, links to media guides, notes, teleconferences, logos, images and other information can be found.



Western Athletic Conference

9250 E. Costilla Ave., Suite 300
Englewood, CO 80112-3662

Phone: (303) 799-9221 **FAX:** (303) 799-3888

WAC STAFF DIRECTORY

Karl Benson, Commissioner	(303) 792-3199.....	kbenson@wac.org
Jeff Hurd, Senior Associate Commissioner	(303) 962-4216.....	jhurd@wac.org
Connie Hurlbut, Senior Associate Commissioner/SWA.....	(303) 962-4205.....	churlbut@wac.org
David Chaffin, Assoc. Commissioner/Communications & Tech.....	(303) 962-4212.....	dchaffin@wac.org
Matt Burgemeister, Asst. Commissioner/Compliance	(303) 962-4211.....	mburgemeister@wac.org
Mollie Lehman, Asst. Commissioner/Business & Operations...	(303) 962-4215.....	mlehman@wac.org
Brad Jones, Director of Championships.....	(303) 962-4214.....	bjones@wac.org
Vicky Eggleston, Director of Graphic Design & Publications....	(303) 962-4207.....	veggleston@wac.org
Amanda Benzine, Director of Marketing	(303) 962-4204.....	abenzine@wac.org
Jason Erickson, Director of Media Relations.....	(303) 962-4206.....	jerickson@wac.org
Hope Shuler, Director of Media Relations.....	(303) 962-4213.....	hshuler@wac.org
Kathy Schild, Senior Executive Assistant.....	(303) 962-4208.....	kschild@wac.org
Matt Pucak, Intern/Media Relations & Championships.....	(303) 962-4219.....	mpucak@wac.org

SUPERVISORS OF OFFICIALS

Dave Neidlinger, Softball.....	(303) 755-1192.....	topofficial@comcast.net
Dan Pedersen, Baseball.....	(619) 368-8228.....	dpedersen@wac.org
Jim Blackwood, Football.....	(972) 203-6019.....	jim.blackwood@sbcglobal.net
Alan Suzuki, Volleyball.....	(303) 741-3565.....	asuzuki@wac.org
Dan Keohane, Women's Soccer	(650) 343-4947.....	dkeohane@aol.com
Kaye Garms, Women's Basketball.....	(303) 238-4630.....	kgarms@wac.org
Bobby Dibler, Men's Basketball.....	(915) 598-6286.....	diblerb@sbcglobal.net



TABLE OF CONTENTS

WAC

School Directory	IBC
WAC Staff Directory	1
Play Up	2
WAC Member Profiles	3-7
WAC History.....	8-9
WAC Timeline.....	10-11
WAC Commissioner	12
WAC Staff.....	12-13
WAC SAAC.....	14
WAC Championships Calendar.....	15
Team Sport Summary	15
WAC Softball Notebook	16-19

THE SCHOOLS

Brigham Young.....	20-23
Fresno State.....	24-27
Hawai'i	28-31
Louisiana Tech	32-35
Nevada	36-39
New Mexico State.....	40-43
San Jose State.....	44-47
Utah State.....	48-51
Coming 2013.....	52-53

RECORDS & HISTORY

2011 Team Statistics	54
2011 Leaders (All Games)	55-56
2011 Leaders (WAC Games).....	57-58
Single-Season Records (WAC)	59
Single-Game Records (WAC).....	60
Yearly Leaders.....	61-65
Career Leaders.....	66
Single-Season Top 10.....	67-68
NCAA Statistics.....	69-72
WAC All-Time Standings	73-76
Coaching Records	77
WAC Honors	78
All-WAC Teams.....	79-80
Academic All-WAC.....	81-82
WAC Players of the Week	83-85
All-Americans.....	86
All-Region.....	86-87
NCAA Tournament History.....	88-89
WAC Tournament History	90-92
NFCA Polls	93-94
2012 Composite Schedule	95-98

CREDITS

The 2012 WAC Softball Media guide is compiled and published by the WAC office with the assistance and cooperation of the conference's sports information directors and their staffs.

Editor

Hope Shuler

Layout and Design

Vicky Eggleston



- FRESNO STATE**
- HAWAII**
- IDAHO**
- LOUISIANA TECH**
- NEVADA**
- NEW MEXICO STATE**
- SAN JOSE STATE**
- UTAH STATE**

WAC SCHOOLS COMMIT TO IMPROVEMENT

The eight members of the Western Athletic Conference are committed to growing their athletic programs from good to great and from great to exemplary. In no time since the WAC's founding in 1962, has the membership been so supportive of a league direction or idea.

On each campus, WAC schools are making great strides to improve both athletically and academically. Whether that means better facilities, better academic support, or more financial and personnel resources, all WAC schools are making new commitments to their athletic departments. What this means for prospective and current student-athletes is a concerted effort to make their college athletic experience more rewarding and fulfilling.

Play Up is not a slogan. It is a reminder and a promise to do the little things to get better each day. Whether that is working towards a personal goal, a team goal, or an institutional goal, Play Up is a league-wide commitment to get better. For some schools, the starting point of this improvement is higher than for other schools. Regardless of the starting point, each school is improving both academically and athletically.

As for the WAC staff, it is committed to cultivating success among its members, while also increasing exposure and revenue. Concurrently, it is also upgrading the college athletic experience for all of its student-athletes.



FRESNO STATE

Location: Fresno, Calif.
Nickname: Bulldogs
Joined WAC: 1992

ACADEMIC: Beginning its second century in 2011, Fresno State is undertaking new initiatives to sustain its commitment to growth, progress and student success. Central California's largest university is distinguished by nationally acclaimed volunteerism, research with worldwide benefits, academic programs tailored to regional needs and public/private partnerships that improve the quality of life for the area's diverse populace. Fresno State's campus is home to an award-winning commercial winery, a top-ranked charter high school, an honors college for top scholars, a 1,000-acre farm, the region's biggest events center and the area's largest, most-modern academic library.

ATHLETIC: Fresno State won back-to-back WAC Commissioner's Cups in 2007-08 and 2008-09 and recorded another excellent year of competition in 2010-11 as five teams won conference championships – baseball, women's basketball, soccer, and men's and women's tennis. The Fresno State softball team remained the nation's only program to appear in every NCAA tournament, extending their unprecedented streak to all 30, while the women's basketball team advanced to the NCAA tournament for a fourth consecutive year. The Bulldog football team reached a bowl game for the 11th time in the last 12 years as participants in the Humanitarian Bowl. A two-time national team champion (baseball in 2008 and softball in 1998), Fresno State has also dominated the WAC Commissioner's Cup in the nine years of the race with a WAC-best 769.0 points for an average of 85.44 points per academic year. In the classroom, Fresno State's most recent APR multi-year score as a department jumped to an all-time high of 975 out of 1000 points, up 30 points from three years ago.

MEN'S SPORTS: Baseball, Basketball, Cross Country, Football, Golf, Tennis, Indoor and Outdoor Track and Field

WOMEN'S SPORTS: Basketball, Cross Country, Equestrian, Golf, Lacrosse, Soccer, Swimming and Diving, Tennis, Indoor and Outdoor Track and Field, Volleyball



HAWAI'I

Location: Honolulu, Hawaii
Nickname: Warriors/Rainbows/Wahine
Joined WAC: 1979

ACADEMIC: University of Hawai'i at Mānoa programs at the Shidler College of Business, John A. Burns School of Medicine, School of Nursing and Dental Hygiene, College of Education and Library and Information Science were recognized for excellence in U.S. News and World Report's "America's Best Graduate Schools 2012." The William S. Richardson School of Law and John A. Burns School of Medicine are among the nation's leaders in diversity of faculty and students – mirroring Hawai'i's population and allowing for a more enriched learning environment. In addition, UH Mānoa ranks in the top two percent of all colleges and universities in North America in research funding.

ATHLETIC: UH athletics teams enjoyed a successful 2010-11 year – highlighted by three WAC championships in football, volleyball, and baseball. The football team won 10 games and made its ninth bowl appearance in the last 12 years. Men's basketball returned to the post-season following a six-year drought with an appearance in the CollegelInsider.com Tournament. Baseball captured its first WAC regular season title since 1992. UH also boasted five WAC Players of the Year, one Freshman of the Year, and two Coaches of the Year. A total of 85 student-athletes earned their diplomas during the winter and spring commencements and 119 student-athletes were selected Academic All-WAC. Twelve of UH's 18 sports programs improved its multiyear rate in the NCAA's Academic Performance Rate.

MEN'S SPORTS: Baseball, Basketball, Football, Golf, Swimming and Diving, Tennis, Volleyball

WOMEN'S SPORTS: Basketball, Cross Country, Golf, Sailing, Soccer, Softball, Swimming and Diving, Tennis, Indoor and Outdoor Track and Field, Volleyball, Water Polo



IDAHO

Location: Moscow, Idaho
Nickname: Vandals
Joined WAC: 2005

ACADEMIC: The University of Idaho is leading the West by providing access to exceptional learning opportunities, world-class facilities and an unparalleled residential community. Its students come from every state and 77 countries and its faculty are at the forefront of research and they lecture at prominent organizations around the world. Idaho's facilities create a dynamic and engaging learning environment and include the stunning Student Recreation Center, ASUI Kibbie Dome, Idaho Commons, Student Union and Prichard Art Gallery. Idaho continues to have a record number of National Merit Scholars – only second amongst public institutions of higher education in the Northwest and more than all other Idaho institutions combined. Named by the Corporation for National and Community Service to the 2010 President's Higher Education Community Service Honor Roll for exemplary service efforts. This is the fifth consecutive year Idaho has earned this highest federal recognition for its commitment to service-learning and civic engagement.

ATHLETIC: Renovations continued at the Kibbie Dome in 2010-11 with the replacement of the East End wall and construction of the Litehouse Center, Bud and June Ford Clubroom and the Bob Curtis Press Box, which was relocated on the north side of the Dome. Idaho was host to the 2010 WAC cross country championship and the Vandal women captured the title for the third time since joining the league in 2005. Soccer had its best season in school history with Coach of the Year and Offensive Player of the Year awards coming to the Vandals. Volleyball's Kelsey Taylor and swimming's Staci Stratton were honored with the Alumni Award for Excellence, which recognized their athletic achievement as well as academic and service leadership excellence. Golfer Kayla Mortellaro was recognized as an honorable mention all-American for the second year in a row after repeating as WAC Golfer of the Year. The women's tennis team was recognized as an All-Academic Team by the ITA.

MEN'S SPORTS: Basketball, Cross Country, Football, Golf, Tennis, Indoor and Outdoor Track and Field

WOMEN'S SPORTS: Basketball, Cross Country, Golf, Soccer, Swimming & Diving, Tennis, Indoor and Outdoor Track and Field, Volleyball



LOUISIANA TECH

Location: Ruston, La.
Nickname: Bulldogs/Lady Techsters
Joined WAC: 2001

ACADEMIC: Louisiana Tech continues to separate itself as one of the top academic institutions in the South as a four-year selective admissions research university awarding bachelor's, master's and doctoral degrees. The university is ranked as a US News & World Report Tier 2 National University and was the only university in north Louisiana to earn a spot on the 2011 Best Colleges National Universities list. In addition to boasting the state's highest graduation rates among FBS public schools, Tech also received Louisiana's highest ranking among public colleges and universities in the latest national rankings released by the Washington Monthly, an influential and highly-respected, service-oriented national magazine. In the most recent Federal Graduation Rate Report released last fall, Louisiana Tech recorded its highest student-athlete Graduation Success Rate (GSR) and its highest four-year graduation rate ever. The University's student-athletes recorded a four-year graduation rate of 60 percent which ranked No. 1 in the state of Louisiana among Football Bowl Subdivision (FBS) public institutions and second among Western Athletic Conference schools.

ATHLETIC: Louisiana Tech enters an unprecedented era of change as illustrated by the \$20 million dollar Quest for Excellence Campaign to construct a new facility in the south endzone of Joe Aillet Stadium which will house new state-of-the-art sports medicine facility, a new strength and conditioning complex, a new academic center as well as coaches offices and locker rooms for many of the athletic programs. Tech Athletics is coming off a year where it saw its women's indoor and outdoor track and field teams win their sixth and seventh titles, respectively, in the last seven years while the Lady Techster basketball team captured the WAC title and advanced to the program's 27th NCAA Tournament.

MEN'S SPORTS: Baseball, Basketball, Cross Country, Football, Golf, Indoor and Outdoor Track and Field

WOMEN'S SPORTS: Basketball, Bowling, Cross Country, Soccer, Softball, Tennis, Indoor and Outdoor Track and Field, Volleyball



NEVADA

Location: Reno, Nev.
Nickname: Wolf Pack
Joined WAC: 2000

ACADEMIC: Founded in 1874 as Nevada's land-grant university, the University of Nevada features about 150 degree programs from eight schools and colleges, including the state's School of Medicine. The student experience at Nevada has been transformed in recent years with the opening of the 167,000-square foot Joe Crowley Student Union and the 295,000-square foot Mathewson-IGT Knowledge Center, one of the most technically advanced libraries in the country. Fall of 2010 saw the opening of the Center for Molecular Medicine and the Davidson Mathematics and Science Center. The University is classified by the Carnegie Foundation for the Advancement of Education as a Comprehensive Doctoral University.

ATHLETIC: The Wolf Pack is in the midst of one of the most successful eras in school history. Nevada has won 20 WAC regular-season and tournament championships in its 11 years as a member of the league. Nevada's Graduation Success Rate for student-athletes is at its all-time high of 75 percent and has improved in each of the last six years. Wolf Pack student-athletes are reaping the benefits of the recently opened Marguerite Wattis Petersen Foundation Academic Center, the final piece of the E.L. Cord Foundation Academic and Athletics Performance Complex, a 46,000-square foot facility designed to provide Wolf Pack student-athletes with top-notch resources in all support areas.

MEN'S SPORTS: Baseball, Basketball, Football, Golf, Tennis

WOMEN'S SPORTS: Basketball, Cross Country, Golf, Soccer, Softball, Swimming and Diving, Tennis, Indoor and Outdoor Track and Field, Volleyball



NEW MEXICO STATE

Location: Las Cruces, N.M.
Nickname: Aggies
Joined WAC: 2005

ACADEMIC: For the 12th consecutive semester, all 17 men's and women's teams semester and cumulative grade point averages combined are at or above a 3.00. For the 12th consecutive semester, Scholar Student-Athlete representation (3.0 semester and or cumulative grade point average or higher) was higher than 50% of the student-athlete population. 26 student-athletes posted a perfect 4.0 Spring Semester GPA. 42 fall and 44 winter student-athletes received Academic All-Conference awards. 86% of student-athletes graduate from New Mexico State after exhausting their eligibility.

ATHLETIC: The New Mexico State women's volleyball team finished second in the league in the regular season standings, advancing to the WAC Volleyball tournament. The Aggie men's golf team won its fifth WAC Championship in six years in 2010-11. The New Mexico State softball team won their first ever WAC regular-season and WAC Tournament titles, advancing to the NCAA Regional Tournament for the first time in school history. The Aggie women's golf team finished season at the 2011 WAC Championship and earned a berth into the NCAA Regional Golf Tournament.

MEN'S SPORTS: Basketball, Cross Country, Football, Golf, Tennis, Indoor and Outdoor Track and Field, Wrestling

WOMEN'S SPORTS: Basketball, Cross Country, Equestrian, Golf, Soccer, Softball, Swimming and Diving, Tennis, Indoor and Outdoor Track and Field, Volleyball



SAN JOSE STATE

Location: San Jose, Calif.
Nickname: Spartans
Joined WAC: 1996

ACADEMIC: The oldest and one of the largest universities in the 23-campus California State University (CSU) system, SJSU attracts students from throughout California, the United States and 100 countries. For the past seven years, San Jose State has been ranked among the top ten masters-level public universities in the West according to U.S. News & World Report. San Jose State provides more engineering, science and business graduates to Silicon Valley companies than any other college or university in the United States. More than 200 SJSU graduates have founded, co-founded, served or serve as senior executives or officers of public and private companies reporting annual sales between \$40 million and \$26 billion.

ATHLETIC: San Jose State University has won more NCAA team championships (10) and Spartan student-athletes have captured more NCAA individual titles (52) than any current Western Athletic Conference member. Football's 2006 New Mexico Bowl win; WAC Championships in baseball, women's soccer and women's golf; the women's gymnastics tea, competing in three of the last four NCAA Regional Championships; the women's water polo team consistently ranking among the nation's top-10 programs and the men's basketball squad accepting a CBI post-season bid are among the program's recent competitive highlights. Increasingly, more student-athletes are earning academic All-WAC recognition. Among WAC members, San Jose State has received the most NCAA Public Recognition Awards for superior Academic Progress Rate scores. Current professional athletes include San Francisco 49ers kicker Joe Nedney, wide receiver James Jones of the Green Bay Packers and golfers Pat Hurst, Juli Inkster and Mark Wiebe.

MEN'S SPORTS: Baseball, Basketball, Cross Country, Football, Golf, Soccer

WOMEN'S SPORTS: Basketball, Cross Country, Golf, Gymnastics, Soccer, Softball, Swimming and Diving, Tennis, Volleyball, Water Polo



UTAH STATE

Location: Logan, Utah
Nickname: Aggies
Joined WAC: 2005

ACADEMIC: Since its founding in 1888, Utah State University has evolved from a small, agricultural college to one that is nationally and internationally recognized for its intellectual and technological leadership in land, water, space and life enhancement. As Utah's land-grant and space-grant institution, the university is led by President Stan L. Albrecht and has more than 850 faculty who provide education for more than 25,000 undergraduate and graduate students, including 10,000 in its distance education sites located throughout the state of Utah. With eight colleges, the university offers more than 165 majors. Utah State is also known for its strength in academics. As a top-50 research institution, USU professors bring in millions of dollars of research funding each year. National Rankings: #1 highest-ranked public university in the West and #5 in the nation in "America's Best College Buys" (Forbes, "America's Best College Buys," Aug. 2010); Ranked in top 2 percent of prestigious graduate schools of education in the U.S. for the past decade, Emma Eccles Jones College of Education (U.S. News and World Report, "America's Best Graduate Schools," 2010 edition); 2nd in the nation for research funding received for aerospace engineering (National Science Foundation's 2008 fiscal year report, Aug. 2010); and #2 Best College Town in the West, Logan (AIER College Destination Index 2010-11, "75 Best College Towns," Sept. 2010).

ATHLETIC: Utah State University won WAC Championships in men's basketball, women's soccer, and men's indoor and outdoor track and field during the 2010-11 academic year. USU also finished second in the WAC in women's cross country, and women's indoor and outdoor track and field, while women's basketball, men's cross country and volleyball all placed third. Utah State also had plenty of success in the classroom as well, as its student-athletes traditionally rank among the best in the Western Athletic Conference with an 83 percent graduation success rate and a cumulative 3.13 grade-point average.

MEN'S SPORTS: Basketball, Cross Country, Football, Golf, Tennis, Indoor and Outdoor Track and Field

WOMEN'S SPORTS: Basketball, Cross Country, Gymnastics, Soccer, Softball, Tennis, Indoor and Outdoor Track and Field, Volleyball

2012-13



DENVER

Location: Denver, Colo.

Nickname: Pioneers

Joining WAC: 2012

ACADEMIC: Since its inception in 1864, the University of Denver is a distinguished leader among America's universities in a wide variety of academic fields. DU is known world-wide for its Daniels College of Business and Sturm College of Law. DU has also developed nationally-recognized programs outside of the fields of business and law. In addition to Daniels and Sturm, DU's undergraduate academic entities include the renowned Josef Korbel School of International Studies, the Division of Natural Sciences and Mathematics, the Division of Arts, Humanities, and Social Sciences, the Morgridge College of Education, the Women's College, University College, and the School of Engineering and Computer Science. The growth of the campus has paralleled the University's academic flourishing. DU encompasses 125 acres just south of downtown Denver and has enhanced the historical feel of the grounds in recent years by constructing new, state-of-the-art buildings to house the College of Education, College of Law and School of Hotel, Restaurant, and Tourism Management. In August of 2010, US News and World Report confirmed the University of Denver's rising academic pedigree with a ranking of 86th best university in the country, a figure that is among the highest given to any Western school.

ATHLETIC: The University of Denver has captured 28 NCAA Division I championships since beginning intercollegiate athletics in 1867. The Pioneers have earned an NCAA record 21 skiing national championships and are tied for second with seven NCAA hockey titles. Since 2005, the Pioneers have won five NCAA Championships, 47 conference titles and 39 coach of the year honors, while achieving numerous national rankings. The Pioneers have become the top NCAA Division I non-football institution by capturing the last four I-AAA Directors' Cup trophies.

MEN'S SPORTS: Basketball, Golf, Hockey, Lacrosse, Skiing, Soccer, Swimming and Diving, Tennis

WOMEN'S SPORTS: Basketball, Golf, Gymnastics, Lacrosse, Skiing, Soccer, Swimming and Diving, Tennis, Volleyball



SEATTLE

Location: Seattle, Wash.

Nickname: Redhawks

Joining WAC: 2012

ACADEMIC: Seattle University, founded in 1891, is a Jesuit Catholic university located on 50 acres in Seattle's Capitol Hill neighborhood. More than 7,900 students are enrolled in undergraduate and graduate programs within eight schools and colleges. Seattle University is consistently ranked among the top 10 universities in the West by U.S. News & World Report and included in The Princeton Review's Best Colleges guide. In the past 15 years, Seattle University has invested more than \$200 million to build and renovate facilities. Thanks to a successful capital campaign, the Lemieux Library and McGoldrick Learning Commons was opened in September 2010, vastly improving the student's access to new technology as a means of enhancing their education. In September 2011, a new fitness center and a new residence hall will be dedicated, further enhancing the campus life. Seattle U prides itself on its commitment to social justice, community service, and sustainability.

ATHLETIC: Seattle University's entrance into the Western Athletic Conference July 1, 2012, coincides with the school's completion of the reclassification process for NCAA Division I membership. Seattle U competed at the Division I level from 1950-80, advancing to 11 NCAA men's basketball tournaments, including the title game of the 1958 tournament. Famous alumni include Elgin Baylor, Ed and John O'Brien, Eddie Miles, Tom Workman, Clint Richardson, Pat Lesser, Janet Hopps, Orrin Vincent, and Tom Gorman. The men's soccer team won the 2004 NCAA Division II National Championship, while the swim program boasted two individual national champions in a three-year span. The 2010-11 academic year saw winning records from women's soccer and volleyball, three individual conference championships for the track and field program, two individual conference titles for the swim team, and a significant improvement by the second-year baseball squad.

MEN'S SPORTS: Baseball, Basketball, Cross Country, Golf, Indoor Track and Field, Outdoor Track and Field, Soccer, Swimming, Tennis

WOMEN'S SPORTS: Basketball, Cross Country, Golf, Indoor Track and Field, Outdoor Track and Field, Soccer, Softball, Swimming, Tennis, Volleyball



TEXAS STATE

Location: San Marcos, Texas
Nickname: Bobcats
Joining WAC: 2012

ACADEMIC: Texas State University is a doctoral-granting university located in San Marcos, a growing community on the edge of the Texas Hill Country that is located between Austin and San Antonio. The campus features a picturesque setting that includes the crystal-clear San Marcos River with stately cypress and pecan trees. Texas State has the sixth-largest enrollment among universities in Texas with 32,572 students choosing from nationally-renowned programs offering 97 bachelor's, 89 master's and nine doctoral degrees. Texas State's "Mathworks" and Honors Summer Math Camps have been honored nine times by the American Mathematical Society Epsilon Fund. The Center for the Study of Latino Media and Markets has attracted filmmakers from across the Americas. Hispanic Outlook ranks Texas State 13th nationally for the number of bachelor's degrees awarded to Hispanic students. The Southwest Regional Humanities Center at Texas State is one of nine such centers in the U.S., and Texas State is the only university in Texas to have a U.S. President among its graduates.

ATHLETIC: Texas State Athletics will be embarking on a new era this year as the Bobcats play their final season as a member of the Southland Conference and become a member of the Western Athletic Conference in July 2012. The Bobcats look to continue the success they enjoyed this past season when the baseball and softball teams both advanced to the NCAA Tournaments after winning SLC Tournament titles. For the baseball team, it was its third-straight SLC championship. Texas State also led SLC teams with 102 student-athletes named to the SLC Commissioner's Spring Honor Roll after 65 Bobcats were named to the Fall Honor Roll. Texas State will also double its stadium capacity to nearly 30,000 with the addition of a North End Zone Complex, which opens in the fall of 2012. The track and field program will also begin a new era as the Bobcats compete in a newly constructed stadium.

MEN'S SPORTS: Baseball, Basketball, Cross Country, Football, Golf, Indoor and Outdoor Track and Field

WOMEN'S SPORTS: Basketball, Cross Country, Golf, Soccer, Softball, Tennis, Indoor and Outdoor Track and Field, Volleyball



TEXAS – ARLINGTON

Location: Arlington, Texas
Nickname: Mavericks
Joining WAC: 2012

ACADEMIC: The University of Texas at Arlington sets the standard for educational excellence in the thriving Dallas-Fort Worth area and beyond. Through life-enhancing research, innovative teaching, and community service, UT Arlington Mavericks challenge convention and transform the world in which they live. Of UT Arlington's 150,000 alumni, approximately 100,000 live in North Texas. Their presence helps the University create an annual economic impact of more than \$1 billion in the region. UT Arlington's pioneering researchers help solve today's most complex problems and create viable products and services that strengthen the economy. Research activity continues to grow dramatically, vastly expanding our capacity to advance the human condition and make lasting imprints on the world. Recognized as teaching innovators, UT Arlington's faculty members embrace new approaches and devise imaginative ways to increase the curriculum's relevancy. These accomplished scholars foster an active learning environment so students can better understand the world around them and become thoughtful citizens of the global community. With new structures continually rising from the landscape, UT Arlington's physical campus is undergoing a dramatic transformation. These ambitious projects represent literal signs of growth for a university steadily increasing in national prominence.

ATHLETIC: UT Arlington has been known as an athletic program that excels on the field and in the classroom. UTA has won 53 conference championships since the start of the 1996-97 academic year including men's golf and women's tennis this past season. This past spring, 86 Mavericks were named to the Southland Conference Commissioner's Honor Roll. The Mavericks men's and women's basketball and volleyball teams will begin play in the new \$78 million College Park Center in the near future. The 7,000-seat building is scheduled to open early in 2012.

MEN'S SPORTS: Baseball, Basketball, Cross Country, Golf, Tennis, Indoor and Outdoor Track and Field

WOMEN'S SPORTS: Basketball, Cross Country, Tennis, Softball, Indoor and Outdoor Track and Field, Volleyball



UTSA

Location: San Antonio, Texas
Nickname: Roadrunners
Joining WAC: 2012

ACADEMIC: UTSA was founded in 1969 by the Texas Legislature to be a "university of the first class." With nearly 31,000 students enrolled in 134 undergraduate and graduate degree programs, UTSA is the third-largest component in The University of Texas System and has been one of the state's fastest-growing public universities for much of the last decade. More than half of UTSA's students come from groups underrepresented in higher education. Many students are the first in their families to attend a college or university. As the region's largest generator of engineers, artists, business professionals, teachers, scientists and technology managers, UTSA has produced more than 81,000 graduates since awarding its first degree in 1974. UTSA has a total of 615 budgeted tenure/tenure-track faculty positions. Ninety-eight percent of full-time faculty hold doctorates or equivalent terminal degrees. UTSA has a total of 36 endowed academic positions, a measure of academic excellence. They include 14 distinguished chairs, six chairs, six distinguished professorships, nine professorships and one faculty fellowship. In addition to the educational advantages UTSA offers, its economic impact directly and indirectly produces 1.2 billion in annual business revenues and supports an estimated 15,720 jobs in the San Antonio metropolitan statistical area. Purchases by UTSA in 2009 totaled \$69 million, with \$20 million or 29 percent designated or obtained from historically underutilized business (HUB) vendors.

ATHLETIC: UTSA won a school-record five conference championships (men's basketball, women's golf, soccer, men's indoor track and field and volleyball) during the 2010-11 season to earn the Southland Conference Commissioner's Cup. The men's basketball team won its first-ever NCAA Tournament game with a first round victory over Alabama State. A school-record 131 student-athletes were named to the Southland Conference Commissioner's Academic Honor Roll.

MEN'S SPORTS: Baseball, Basketball, Cross Country, Football, Golf, Tennis, Indoor and Outdoor Track and Field

WOMEN'S SPORTS: Basketball, Cross Country, Golf, Soccer, Softball, Tennis, Indoor and Outdoor Track and Field, Volleyball

SINCE 1962

Now in its 50th year of existence, the Western Athletic Conference continues to evolve and feature some of the nation's best intercollegiate competition. One thing that remains unchanged is the persistent nature of the schools in the WAC to advance their programs to contend at the top levels of the NCAA.

The WAC provides its student-athletes the chance to travel to scenic destinations and gain exposure in some of the nation's most diverse markets. In addition, the WAC's student-athletes work to achieve the highest levels of success with the academic support of their respective institutions.

CONTINUED SUCCESS

The WAC has experienced tremendous success over the past decade. The WAC has sent a total of 35 teams to bowl games since 2001, including more than half of its teams in 2008 with a record-tying five teams. The conference has sent teams to BCS bowl games in three of the last five seasons including Hawai'i's appearance in the 2008 Sugar Bowl. In men's basketball, the WAC has sent at least two teams to the NCAA Tournament in 24 of the past 28 seasons. Every current school in the WAC has competed in the NCAA Tournament since 1990. In baseball, the WAC has boasted two national champions since 2003 including Fresno State's College World Series victory in 2008. In women's sports, Fresno State softball has competed in every NCAA Tournament ever held while Louisiana Tech basketball has played in all but three. In 2009, Hawai'i made its fourth trip since 2000 to the NCAA Volleyball Final Four, and in 2010, the Rainbow Wahine earned a trip to the Softball College World Series.

Current WAC alums have made their presence felt as well. David Carr (Fresno State) was the first player selected in the 2002 NFL Draft. Cheryl Ford (Louisiana Tech) was named the WNBA Rookie of the Year and helped the Detroit Shock win the league's championship in 2003. In 2004, the United States' softball team won the Olympic gold medal with former Fresno State players Laura Berg and Lovie Jung. Jeff Weaver (Fresno State) earned the win in the St. Louis Cardinals' World Series clinching victory in 2006. Quarterback Colt Brennan (Hawai'i) finished third in the 2007 Heisman Trophy voting, and in 2008, Natasha Kai (Hawai'i) helped the United States to a gold medal in soccer at the Olympics in Beijing.

TELEVISION PRESENCE

In 2001, the WAC partnered with ESPN for coverage of football and basketball giving the conference national exposure from one of the most respected broadcast entities in the country. The WAC also officially added WAC.tv in 2006 to give fans streaming internet access to many of its postseason championships including volleyball, soccer, swimming and diving, basketball, gymnastics, softball and baseball.

HISTORICAL SIGNIFICANCE

The first championship was held in November 1962, when Arizona won the men's cross country title and New Mexico followed with the first WAC football title. Arizona finished second in the NCAA College World Series and, less than three years later, Arizona State claimed the league's first NCAA title when the Sun Devils won the College World Series trophy. Fresno State was the last WAC school to earn an NCAA team title when it won the College World Series in 2008.

Since 1962, several changes have occurred. UTEP and Colorado State became members in September 1967, while Arizona and Arizona State withdrew on June 30, 1978. The WAC then added San Diego State (1978), Hawai'i (1979) and Air Force (1980). Before 1990, the WAC sponsored

championships only in men's sports. However, a merger with the High Country Athletic Conference formed a single conference under one administrative structure, and the 1990-91 athletic year was the first in which both men and women competed under the WAC name. Fresno State was added in 1992, and then in 1996, the women's programs from Air Force and Hawai'i along with six new schools (UNLV, Rice, San Jose State, SMU, TCU and Tulsa) came into the WAC. Air Force, Brigham Young, Colorado State, UNLV, New Mexico, San Diego State, Utah and Wyoming withdrew on June 30, 1999. Nevada (2000), Boise State (2001) and Louisiana Tech (2001) were added while TCU withdrew following the 2000-01 season. The current membership was established on July 1, 2005, when Idaho, New Mexico State and Utah State joined the WAC after Rice, SMU, UTEP and Tulsa withdrew. For the 2012-13 season, the WAC will add Denver, Seattle, UT Arlington, UTSA and Texas State to replace withdrawing members Boise State (2011), Fresno State (2012), Hawai'i (2012) and Nevada (2012).

The WAC has had just five commissioners in its history. Paul Brechler was named the first leader of the conference and held the position from 1962-1968. He was followed by Wiles Hallock (1968-71), Stan Bates (1971-80), Dr. Joe Kearney (1980-94) and Karl Benson (1994-present).

WAC CHAMPIONS

Presently, the WAC crowns team and individual champions in 19 sports – eight men's and 11 women's. For the men, there are championships in baseball, basketball, cross country, football, golf, tennis, indoor track and field and outdoor track and field. Championships for women are held in basketball, cross country, golf, gymnastics, soccer, softball, swimming and diving, tennis, indoor track and field, outdoor track and field and volleyball.

The WAC office has been located in the Denver area since the conference's inception with the exception of a two-year stay in Phoenix from 1964-66.



WAC Founding Fathers

Kneeling L-R: New Mexico FR Guido Daub, WAC SID Don Smith, BYU FR Dean Milton Hartvigsen. **Sitting L-R:** Wyoming FR Dean H.T. Person, ASU AD Clyde Smith, Arizona FR Tom Hall. **Standing L-R:** ASU FR Al Thomas, Utah FR Dean L. David Hiner, Utah AD Bud Jack, Wyoming AD Red Jacoby, New Mexico AD Pete McDavid, WAC Commissioner Paul Brechler.

NCAA TEAM TITLES

23 NCAA team titles have been won by the eight members of the WAC

Baseball

2008 Fresno State

Women's Basketball

1982 Louisiana Tech

1988 Louisiana Tech

Boxing

1940 Idaho

1941 Idaho

1950 Idaho

1958 San Jose State

1959 San Jose State

1960 San Jose State

Men's Cross Country

1962 San Jose State

1963 San Jose State

Football

1973 Louisiana Tech (II)

Men's Golf

1948 San Jose State

Women's Golf

1987 San Jose State

1989 San Jose State

1992 San Jose State

Softball

1998 Fresno State

PAST TEAM TITLES

33 NCAA team titles were won by former members of the WAC

Baseball

1965 Arizona State

1967 Arizona State

1969 Arizona State

1976 Arizona

1977 Arizona State

2003 Rice

Men's Cross Country

1969 UTEP

1975 UTEP

1976 UTEP

1978 UTEP

1979 UTEP

1980 UTEP

1981 UTEP

Women's Cross Country

1997 Brigham Young

Football

1984 Brigham Young

Tennis

1968 Fresno State (II)

Men's Outdoor Track and Field

1964 Fresno State (II)


1969 San Jose State

Women's Volleyball

1982 Hawai'i

1983 Hawai'i

1987 Hawai'i



Fresno State won the 2008 National Championship in baseball

Men's Golf

1981 Brigham Young

1998 UNLV

Women's Gymnastics

1992 Utah

Men's Indoor Track and Field

1974 UTEP

1975 UTEP

1976 UTEP

1978 UTEP

1980 UTEP

1981 UTEP

1982 UTEP

Men's Outdoor Track and Field

1970 Brigham Young

1975 UTEP

1977 Arizona State

1978 UTEP

1979 UTEP

1980 UTEP

1981 UTEP

1982 UTEP

NCAA INDIVIDUAL TITLES

126 NCAA individual titles have been won by the nine teams in the WAC

Fresno State (19)

Men's Indoor Track and Field3

Women's Indoor Track and Field2

Men's Outdoor Track and Field10

Wrestling4

Hawai'i (10)

Boxing.....3

Women's Swimming and Diving4

Men's Indoor Track and Field1

Women's Outdoor Track and Field2

Idaho (23)

Boxing.....16

Skiing3

Men's Outdoor Track and Field3

Women's Outdoor Track and Field1

Louisiana Tech (1)

Men's Outdoor Track and Field1

Nevada (17)

Boxing.....2

Rifle1

Skiing5

Women's Swimming and Diving3

Men's Indoor Track1

Men's Outdoor Track.....5

San Jose State (50)

Boxing.....17

Men's Fencing1

Women's Fencing1

Men's Golf2

Women's Golf1

Men's Tennis1

Men's Indoor Track and Field3

Men's Outdoor Track and Field24

Utah State (6)

Men's Golf1

Men's Indoor Track and Field2

Men's Outdoor Track and Field3



Hawai'i's Amber Kaufman won the women's high jump at the 2010 NCAA Outdoor Track and Field Championships

WAC TIMELINE

July 27, 1962 - The original charter for the Western Athletic Conference is signed by the presidents of the charter member universities. Paul Brechler is named the WAC's first commissioner.

Nov. 10, 1962 - Arizona State wins the first WAC championship as it captures the cross country title.

Dec. 19, 1964 - Utah becomes the first school since the formation of the conference to participate in a bowl game as it defeats West Virginia, 32-6, in the Liberty Bowl.

March 20, 1966 - Utah becomes the first school to reach the NCAA Final Four, and Brigham Young captures the championship of the National Invitation Tournament.

Sept. 20, 1967 - UTEP becomes the WAC's seventh member.

Sept. 26, 1968 - Colorado State becomes the WAC's eighth member.

Sept. 1, 1969 - Wiles Hallock replaces Paul Brechler as commissioner.

July 1, 1971 - Stan Bates becomes the WAC's third commissioner as he replaces Wiles Hallock.

Dec. 27, 1971 - The first Fiesta Bowl, originated to match the WAC champion against an at-large team, is played in Tempe, Ariz. Arizona State defeats Florida State, 45-38.

Dec. 27, 1976 - The Presidents' Council receives official notification of the intention of Arizona and Arizona State to seek affiliation with the then-Pacific-8 Conference.

April 8, 1977 - San Diego State University is extended an invitation of membership effective July 1, 1978.

May 2, 1977 - The University of Hawai'i is extended a membership invitation dependent upon the institution's meeting of certain criteria set by the Council.

June 30, 1978 - Arizona and Arizona State officially withdraw from the conference.

Sept. 29, 1978 - The University of Hawai'i is officially approved as a member effective July 1, 1979.

Dec. 22, 1978 - After a seven-year tie to the Fiesta Bowl, the WAC begins a new affiliation with the Holiday Bowl in San Diego.

Aug. 29, 1979 - The United States Air Force Academy is accepted as a member effective July 1, 1980.

May 1, 1980 - Dr. Joe Kearney is named the fourth commissioner in conference history as he replaces Stan Bates.

May 1, 1983 - The Presidents' Council approves the concept for a WAC Basketball Tournament beginning in 1984.

Dec. 21, 1984 - Brigham Young University earns the conference's first national football championship with a victory over Michigan in the Holiday Bowl to complete a 13-0 season.

July 16, 1987 - The WAC and KUTV of Salt Lake City agree to the conference's first one-million-dollar package for the regional syndication of men's basketball games.

Feb. 23, 1988 - The WAC and the Holiday Bowl reach an agreement for the conference champion to host the game through the 1992 season.

May 9, 1990 - The WAC and ESPN agree to the conference's first contract for the telecast of men's basketball games by a national network.

July 1, 1990 - The WAC merges with the High Country Athletic Conference to form a single conference for men's and women's athletics.

Dec. 1, 1991 - BYU's Ty Detmer wins the Heisman Trophy, a first for a WAC athlete.

June 12, 1991 - Fresno State is accepted as the WAC's 10th member effective July 1, 1992.

June 10, 1992 - The WAC selects the Delta Center in Salt Lake City as the site for its men's and women's basketball tournaments. Commissioner Kearney announces his retirement effective July 1, 1994.

Aug. 13, 1992 - The WAC is included in the Western Bowl Alliance, which guarantees at least one conference team an appearance in the Aloha and Copper Bowls for the next two years.

April 20, 1994 - Karl Benson is appointed the fifth commissioner in league history, replacing Dr. Joe Kearney.

April 21, 1994 - The WAC Council of Presidents extends an invitation of membership to UNLV, Rice, San Jose State, SMU, TCU and Tulsa.

June 6, 1994 - The University Arena in Albuquerque is chosen as the site of the 1995 and 1996 WAC men's and women's basketball tournaments.

June 14, 1994 - The WAC signs a multi-year football contract with ESPN and ABC.

January, 1995 - For the first time, three WAC football teams finish the season ranked among the nation's top 25 in both the USA Today/CNN Coaches' Poll and the Associated Press Top 25.

May 1, 1995 - The Thomas and Mack Center in Las Vegas is selected as the site of the 1997 and 1998 WAC men's and women's basketball tournaments.

May 9, 1995 - The WAC signs a multi-year contract with ESPN for the telecast of 22 men's and two women's basketball games annually, the largest such contract in WAC history and the first national telecast of WAC women's basketball. The WAC becomes the only conference in the country with an exclusive contract with ESPN for football and basketball.

June 5, 1995 - The WAC Council of Presidents select Las Vegas' Sam Boyd Stadium as the site for the 1996 and 1997 WAC Football Championship Game.

Dec. 11, 1995 - The WAC's first Web site is published.

Feb. 19, 1996 - The MGM Grand Garden arena is selected as the site of the inaugural WAC Volleyball Tournament, to be contested Nov. 26-30 in Las Vegas.

Feb. 26, 1996 - The WAC Council selects Pacific and Mountain as the names for the newly-created divisions to be instituted in 1996-97.

July 1, 1996 - The WAC becomes the nation's largest NCAA Division I-A conference with 16 members competing in 11 men's and 10 women's championship sports.

Nov. 26-30, 1996 - The WAC hosts its first ever volleyball tournament at the MGM Grand in Las Vegas. Brigham Young defeats Hawai'i, 3-2, in the championship match.

Dec. 7, 1996 - Brigham Young and Wyoming play in the inaugural WAC Football Championship game at Sam Boyd Stadium in Las Vegas. Brigham Young wins the game in overtime, 28-25, before a record-setting crowd of 41,238, the largest for a team sporting event in Nevada.

Jan. 1, 1997 - The WAC has its second team ever play in a New Year's Day bowl. Brigham Young defeats Kansas State in the Cotton Bowl, 19-15, and sets the record for most wins by a Division I-A school with 14.

June 23, 1997 - The WAC becomes a Bowl Alliance member beginning with the 1998 season.

Nov. 24, 1997 - Brigham Young wins the women's NCAA national championship in cross country. It's the first-ever women's national title in WAC history.

March 30, 1998 - The Utah Runnin' Utes advance to the NCAA men's basketball title game. Utah leads most of the game, but bows out in the final five minutes to Kentucky.

May 25, 1998 - Fresno State's softball team wins the national championship with a 1-0 victory over Arizona.

May 27-30, 1998 - UNLV wins the men's NCAA golf title. It's the third national championship for a WAC team during the 1997-98 season.

Nov. 28, 1998 - Hawai'i and Brigham Young meet in the WAC Volleyball Tournament final and the Wahine win, 15-12, 21-19, 13-15, 16-18, 24-22. The 89 points scored by Hawai'i sets a new NCAA record.

June 7, 1999 - Selland Arena in Fresno is chosen as the site for the 2000 men's and women's basketball tournaments. Tulsa's Reynolds Center is selected for the 2001 tournaments.

June 8, 1999 - The WAC signs a two-year football and basketball television deal with Fox Sports Net.

June 10, 1999 - The WAC Council of Presidents extends an invitation of membership to Nevada beginning July 1, 2000.

June 30, 1999 - Air Force, Brigham Young, Colorado State, UNLV, New Mexico, San Diego State, Utah and Wyoming officially withdraw from the conference.

Oct. 17, 1999 - The WAC Council of Presidents invites Boise State and Louisiana Tech to join the league on July 1, 2001.

Dec. 25, 1999 - The Hawai'i football team breaks the NCAA record with an eight and a half game improvement in wins from the previous year with a 23-17 victory over Oregon State in the Oahu Bowl.

July 1, 2000 - The University of Nevada becomes an official member of the WAC and increases the membership to nine schools.

Dec. 31, 2000 - Fresno State competes in the inaugural Silicon Valley Football Classic in San Jose.

March 29, 2001 - The University of Tulsa wins the men's basketball NIT title with a 79-60 victory over Alabama.

FORMER WAC COMMISSIONERS



Paul Brechler
1962-69



Wiles Hallock
1969-71



Original WAC Logo
1962



Stan Bates
1971-80



Joe Kearney
1980-94

June 5, 2001 - Tulsa's Reynolds Center is chosen as the site for the 2002 men's and women's basketball tournaments.

June 20, 2001 - The WAC signs a three-year deal with ESPN for telecasts of football and basketball.

July 1, 2001 - Boise State University and Louisiana Tech University become official members of the WAC, while TCU withdraws. This increases the membership to 10 schools.

Jan. 17, 2002 - Tulsa is chosen as the host for the 2003 basketball tournaments.

Aug. 7, 2002 - The WAC initiates an innovative and creative two-year pilot project to create an academic alliance among its 10 member institutions.

Nov. 12, 2002 - Fresno State's brand new Save Mart Center is chosen as the site for the 2004 WAC Basketball Tournament while Nevada is picked as host for the 2005 tournament.

Dec. 31, 2002 - Boise State and Fresno State both win their bowl games. The Broncos beat Iowa State 34-16 in the Humanitarian Bowl, while the Bulldogs defeat Georgia Tech, 30-21, in the Silicon Valley Football Classic.

Feb. 22, 2003 - The men's basketball teams from Fresno State, Hawai'i, Louisiana Tech and Tulsa compete in ESPN's inaugural Bracket Buster Saturday event.

June 23, 2003 - Rice wins the NCAA title in baseball, the school's first team title in any sport.

Oct. 23, 2003 - The WAC Board of Directors extends invitations for membership to New Mexico State and Utah State, effective July 1, 2005.

June 4, 2004 - The WAC Board of Directors extends an invitation for membership to the University of Idaho, effective July 1, 2005.

Oct. 1, 2004 - The University of Nevada is selected as the host for the 2006 WAC Basketball Tournament.

Nov. 2, 2004 - Sacramento State is added as an affiliate member in baseball beginning with the 2006 season.

Dec. 31, 2004 - Boise State's 22-game winning streak comes to an end in the Liberty Bowl. The Broncos finish the season in the top 15 for the third consecutive year.

April 7, 2005 - The WAC announces the addition of women's gymnastics beginning in 2005-06. Also reinstates postseason tournaments for both softball and baseball for 2006.

July 1, 2005 - Idaho, New Mexico State and Utah State become official members of the WAC. Rice, SMU, UTEP and Tulsa withdraw giving the WAC a total of nine members.

July 27, 2005 - The WAC unveils its new marketing campaign, "Play Up."

Nov. 10, 2005 - Fresno State defeats Boise State, 27-7, in football, ending the Broncos' WAC-record 31-game conference winning streak.

Nov. 11, 2005 - New Mexico State is named host for the 2007 and 2008 WAC basketball tournaments.

Nov. 19, 2005 - Fresno State leads top-ranked and two-time defending national champion USC, 42-41, midway through the fourth quarter, before dropping the game 50-42.

Nov. 24, 2005 - The WAC streams its first sporting event (the opening match of the volleyball tournament) via the internet using WAC.TV.

Feb. 17-18, 2006 - The WAC goes 3-1 in BracketBusters as Nevada, Louisiana Tech and Utah State earn men's basketball wins.

March 26, 2006 - The WAC sponsors its first WAC Women's Gymnastics championship since 1993 in Logan, Utah.

April 3, 2006 - Louisiana Tech men's basketball player Paul Millsap becomes the first player in NCAA history to lead the nation in rebounding three years in a row.

Jan. 1, 2007 - Boise State becomes the first WAC team to play in a BCS bowl game and beats Oklahoma in the Tostitos Fiesta Bowl, 43-42, in overtime.

Feb. 16-17, 2007 - Boise State, Nevada, New Mexico State and Utah State win men's basketball games to give the WAC a perfect 4-0 record in BracketBusters.

April 28-29, 2007 - A total of 17 WAC football players are chosen in the NFL Draft, the most ever (per school) in the seven-round format.

Jan. 1, 2008 - Hawai'i becomes the second WAC team to play in a BCS bowl game in two years, taking on Georgia in the Allstate Sugar Bowl.

June 25, 2008 - Fresno State wins the national championship in baseball. The Bulldogs beat Georgia in the best-of-three series, 6-1, in the deciding game.

Sept. 3, 2008 - The WAC announces a contract extension with ESPN that guarantees more than 300 regular-season and 45 championship events will be aired on the ESPN networks through the spring of 2017.

December, 2008 - For the first time in its history, the WAC sends more than half of its football teams (five) to postseason bowl games.

April-June, 2009 - The WAC announces neutral site locations for the 2009 Volleyball Tournament (Las Vegas), the 2010-12 Baseball Tournaments (Mesa, Ariz.) and the 2010-11 Men's and Women's Basketball Tournaments (Las Vegas).

Jan. 4, 2010 - Boise State makes its second appearance in the Tostitos Fiesta Bowl and beats TCU, 17-10. The Broncos become the second team in FBS history to end a season 14-0.

Aug. 27, 2010 - The WAC and Learfield Sports announce the creation of the WAC Sports Network to enhance the coverage of football and basketball in the WAC's media markets.

Nov. 11, 2010 - The WAC Board of Directors extends invitations for membership to Denver, UTSA and Texas State, effective July 1, 2012.

Nov. 28, 2010 - For the first time since 1997, the WAC has three football teams ranked in the AP top 25: Boise State, Nevada and Hawai'i.

June 14, 2011 - The WAC Board of Directors extends an invitation for membership to Seattle, effective July 1, 2012.

July 14, 2011 - The WAC Board of Directors extends an invitation for membership to UT Arlington, effective July 1, 2012, increasing membership to 10 schools.



KARL BENSON
Commissioner

When Karl Benson was named the fifth commissioner in the history of the Western Athletic Conference on April 20, 1994, he brought with him a wealth of experience and a personal history of success to the position.

Since that time, Benson not only has laid a strong foundation for the WAC's future, he has also steered the conference through unsettled times as the league's longest tenured commissioner.

Through his leadership and vision, it didn't take long for the WAC to regain its place among the nation's top Division I conferences. Benson has spearheaded conference expansion three times over the past decade with the most recent additions of Denver, UTSA, Texas State and Seattle.

Nationally, Benson has earned the respect of his peers after serving on the NCAA Management Council from 1999-2002, and a five-year term on the NCAA Men's Basketball Committee from 2002-06.

Benson hit the ground running when he was hired in 1994 and initiated several programs that improved the conference's national position in virtually every category. He was instrumental in developing multi-year agreements with the Holiday Bowl, Cotton Bowl, Copper Bowl, Las Vegas Bowl, Silicon Valley Football Classic, GMAC Bowl, New Mexico Bowl and currently, the Humanitarian Bowl, Sheraton Hawai'i Bowl, Poinsettia Bowl and Kraft Fight Hunger Bowl.

In the summer of 2005, he implemented "Play Up" a new marketing campaign to improve the public and private perceptions of the WAC and its members through national, local and regional touch points. The conference officially added WAC.tv prior to the 2006-07 season, giving fans streaming video access to many of the postseason championships of the sports offered by the WAC.

In 1995-96, the WAC signed an exclusive multi-year agreement with ESPN for the unprecedented live coverage of its basketball and football. Included in that deal was a women's basketball contract, the first in conference history. In 2008, Benson negotiated an extension with ESPN that gave the WAC even more telecasts of its regular season and championship events.

Benson came to the WAC after four successful years as the commissioner of the Mid-American Conference. There, he implemented several innovative projects and was instrumental in the formation of the Las Vegas Bowl.

Prior to taking the reins of the MAC, Benson served on the NCAA staff for more than four years

where he was the director of NCAA championships when selected as MAC commissioner.

Benson joined the NCAA staff in January, 1986, as a compliance representative and was appointed assistant director of championships in June, 1987. He was promoted to director of championships in 1988. In that position, Benson actively supervised eight assistant directors in their administration of 68 NCAA championships.

A native of the state of Washington, Benson graduated from high school in Pullman in 1970, attended Spokane Falls Community College and then received a bachelor of science degree in physical education from Boise State University in 1975. He has also completed course work toward his master's degree in athletics administration at the University of Utah.

Benson played baseball at both Spokane Falls Community College and Boise State University before serving as the baseball coach at Fort Steilacoom Community College in Tacoma, Wash., for eight years and as the director of athletics at Fort Steilacoom from 1979-84. From 1984-86, he was an assistant baseball coach and an administrative assistant in the athletics department at Utah.

He received the Distinguished Alumni Award from Boise State in April of 2006.

Benson was born on December 1, 1951 and has one daughter, Jessie.



JEFF HURD
Senior Associate
Commissioner

Jeff Hurd joined the WAC staff in 1985, and serves as senior associate commissioner. He oversees communications, television operation and the basketball tournament. He is also responsible for team sport scheduling and aids in the administration of men's team sports.

Previously, he was the Director of Public Relations for the Missouri Valley Conference for seven years and the Sports Information Director at Tulsa for three years.

Hurd is a graduate of the University of Missouri School of Journalism. He and his wife, Cheri, are the parents of four children (Shannon, Michael, Kristen and Kevin) and reside in Littleton.



CONNIE HURLBUT
Senior Associate
Commissioner, SWA

Connie Hurlbut joined the WAC staff in 2009 and serves as senior associate commissioner and senior woman administrator. She has been involved in collegiate and professional athletics for more than 25 years.

From 1993-1999, Hurlbut served as Executive Director of the Patriot League, becoming the first woman to lead an all-sport Division I athletic conference. While there, she held several NCAA committee positions including the Division I Women's Basketball Committee and the Division I Management Council. She also served as the Senior Director of Basketball Operations for the WNBA from 1999-2002.

A 1983 University of Pennsylvania graduate, Hurlbut and her husband, Steve, have two children, Jack (18) and Maggie (15).



DAVE CHAFFIN
Associate Commissioner
for Communications and
Technology

Dave Chaffin joined the WAC staff in 1995 and was promoted to Associate Commissioner in 2010. His responsibilities include media relations, conference video exchange, replay and office IT tasks.

He previously was the Athletic Media Relations Assistant Director at Colorado State University from 1992-95.

Chaffin graduated from the University of Michigan in 1989 with a bachelor's degree in Communications. He completed his course work for a master's degree in Technical Journalism at Colorado State University.

He and his wife, Michelle, are the parents of a son, Tyler (9), and a daughter, Jamie (6). They reside in Centennial.



MATT BURGEMEISTER

Assistant Commissioner for Compliance and Governance

Matt Burgemeister joined the WAC staff in July, 2010. His duties include interpretation of the NCAA and WAC legislation, NCAA and WAC governance, and legislative and enforcement issues. He also serves as the staff liaison to the WAC Faculty Athletics Representatives Group and to the WAC SAAC. Before joining the WAC, Burgemeister spent four years in Membership Services at the NCAA.

Burgemeister earned a bachelor's degree in economics and political science from Utah and a master's degree in sport management from Texas. He and his wife, Melissa, reside in the Denver area.



MOLLIE LEHMAN

Assistant Commissioner for Business and Operations

Mollie Lehman came to the WAC in August, 2007 and handles the business operations for the conference. Lehman previously spent two years with the America East Conference, where she served as the business manager and assisted with sport administration and championships.

Prior to that, Lehman was an assistant softball coach at Binghamton University and became involved with event management. She is a 2000 graduate from Binghamton and earned her MBA at the University of Colorado at Denver in 2007.



AMANDA BENZINE

Director, Marketing

Amanda Benzine joined the WAC in August, 2011, and oversees the budgeting, planning and administration of the Conference's marketing, branding and merchandising programs.

Benzine came to the WAC after serving as the Director of Marketing at Northern Illinois for two years where she created and implemented comprehensive marketing and ticket sales plans for football, basketball and other sports.

Prior to Northern Illinois, Benzine spent several years in the marketing department at Wisconsin, where she also earned her bachelor's degree in communications.



VICKY EGGLESTON

Director, Graphic Design and Publications

Vicky Eggleston came to the WAC in December, 2006, after working the previous two years in the Visual Communications department at R+L Carriers in Ohio. Previously, she spent several years in the Communications and Marketing Department at Ohio University where she also assisted in television production.

Eggleston is a graduate of Ohio University where she earned her bachelor of science in communications and a master of arts in telecommunications.

She and her husband, Bryan, have a daughter, Kelsey. They live in Littleton.



JASON ERICKSON

Director, Media Relations

Jason Erickson joined the WAC staff in September, 2007, and handles media relations duties for the WAC in men's basketball, baseball, gymnastics and cross country.

Prior to the WAC, Erickson spent four years at Idaho State University and has also worked in television and in the newspaper business. He is a 2002 graduate of Southern Utah University and earned his master's degree at Idaho State in 2006. He and his wife, Marisa, live in Parker with their son Nash (2).



BRAD JONES

Director, Championships

Brad Jones joined the WAC staff in August, 2010, and oversees the planning and administration of the WAC championships.

Jones came to the WAC after serving as the Director of Championships at the Atlantic 10 Conference during the 2009-10 season. He began working for the A-10 in 2005 as Coordinator of Championships.

Jones earned a bachelor's degree in political science from Brigham Young. He and his wife, Lisa, live in Centennial.



HOPE SHULER

Director, Media Relations

Hope Shuler is in her fourth year at the WAC and serves as the media relations contact for volleyball, women's basketball and softball. Before joining the WAC, Shuler served as the media relations director for The Summit League. She also worked at Arizona, Utah and Elmhurst College.

A Denver native, Shuler earned bachelor of arts degrees in both journalism and sports administration from the University of Nebraska at Kearney and completed coursework towards a master's degree in management at the University of Denver. She and her husband, Scott, live in Aurora with their daughter, Everly (1).



KATHY SCHILD

Senior Executive Assistant

Kathy Schild joined the WAC staff in 1985, and serves as the Senior Executive Assistant to the Commissioner. Schild also serves as the office manager for the conference office.

A native of Cortez, Colo, she and her husband, Jake, reside in Morrison. They have two sons, Mark and Matt.



DAVE NEIDLINGER

Supervisor, Women's Softball Officials

Dave Neidlinger was hired as the first Softball Coordinator for the WAC in the summer of 2006. Neidlinger has been the Softball Coordinator for the Mountain West Conference since its inception in 1999. He has been the Softball Coordinator for the Rocky Mountain Athletic Conference since 1992. Neidlinger began his umpiring career in 1970 while stationed at the USAF Academy in Colorado Springs. He has umpired 6 National ASA Championships and numerous conference championships and regional tournaments at the Division I and II level.

THE VOICE OF THE STUDENT ATHLETE

How does the WAC generate feedback from its most valuable product, its student-athletes? Through the Western Athletic Conference Student-Athlete Advisory Committee (also known as the WAC SAAC) which was established in 1998.

Since its implementation, the WAC SAAC has been an essential component in the conference's governance structure as well as a strong voice for student-athletes' well-being at all levels (e.g., institutional, conference and national). It provides recommendations and positions on specific conference and NCAA proposed legislation, and it addresses national issues that may have an effect on the well-being of all student-athletes. In addition, its members provide recommendations for the eighteen WAC championships in order to enhance the student-athlete experience for all sports. Another objective which the committee constantly strives to obtain is to help strengthen and improve the communication and relationships among athletes, campus administrators and coaches.

On the national stage, the WAC SAAC selects one of its committee members to serve as its representative on the NCAA SAAC, which includes all of the Division I conferences.

The WAC SAAC is a proactive committee and is making a very positive impact within the WAC membership. Annually, each member institution appoints two student-athletes from its own campus SAAC to serve on the conference committee. To conduct business, the committee has one in-person meeting during the year and schedules monthly teleconference calls during the academic year.

As part of the WAC SAAC Spring meeting, the committee conducts a community service outreach project within the host member institution's local area. Past projects have included the following: sports camp and clinic for underprivileged children, visiting local Boys and Girls Clubs, visiting Children's Hospitals and homeless shelters and neighborhood house painting. Taking a leadership role in conducting community projects is part of the WAC SAAC's goals and objectives.

If you have any questions relative to the WAC SAAC or its activities, please contact Matt Burgemeister or Mollie Lehman in the conference office.

2011-12 WAC STUDENT-ATHLETE ADVISORY COMMITTEE



WAC

Mollie Lehman
Assistant Commissioner



Matt Burgemeister
Assistant Commissioner



FRESNO STATE

Callie Seidman
Lacrosse
WAC SAAC Vice President



Andrew Shapiro
Football



HAWAII

Brittany Hewitt
Volleyball



Matt Harrison
Baseball



IDAHO

Meaghan McCloskey
Swimming & Diving



Joe Kammerer
Basketball



LOUISIANA TECH

Cassie Krieg
Softball



Steven Cortez
Track & Field



NEVADA

Alexa Anderson
Track & Field
WAC SAAC Secretary



Daryll Hill
Football
WAC SAAC President



NEW MEXICO STATE

Stephanie Ziegler
Volleyball



Robert Clay
Football



SAN JOSE STATE

Kylie Miraldi
Volleyball



Pablo Garcia
Football



UTAH STATE

Kami Montgomery
Soccer



Chelsea Burns
Basketball

TEAM SPORT SUMMARIES

FOOTBALL

Schedule: Single round-robin against every team for a total of seven WAC games.

WOMEN'S SOCCER

Schedule: Single round-robin for a total of seven games.

Tournament: Top six finishers meet in Fresno, Calif.

VOLLEYBALL

Schedule: Double round-robin for a total of 14 WAC matches.

Tournament: Top six finishers meet in Las Vegas, Nev.

MEN'S AND WOMEN'S BASKETBALL

Schedule: Double round-robin for a total of 14 WAC games.

Tournament: All eight teams meet in Las Vegas, Nev.

WOMEN'S TENNIS

Tournament: All eight teams meet in Las Cruces, N.M.

MEN'S TENNIS

League: Six teams (Fresno State, Hawai'i, Idaho, Nevada, New Mexico State and Utah State).

Schedule: Single round-robin for a total of five matches.

Tournament: All six teams meet in Las Cruces, N.M.

SOFTBALL

League: Eight teams (Brigham Young, Fresno State, Hawai'i, Louisiana Tech, Nevada, New Mexico State, San Jose State and Utah State).

Schedule: 21 WAC games played as three games at one site, alternating home and away each year.

Tournament: The top six finishers meet in Las Cruces, N.M. (double-elimination).

BASEBALL

League: Seven teams (Fresno State, Hawai'i, Louisiana Tech, Nevada, New Mexico State, San Jose State and affiliate Sacramento State).

Schedule: 24 WAC games played as four-game series at one site, alternating home and away each year.

Tournament: Top six finishers meet in Mesa, Ariz. (double-elimination).

2011-12 CALENDAR

CROSS COUNTRY-M&W

Oct. 29
Honolulu, Hawaii
Host: Hawai'i

WOMEN'S SOCCER

Nov. 3-4, 6
Fresno, Calif.
Host: Fresno State

WOMEN'S VOLLEYBALL

Nov. 21-23
Las Vegas, Nev.
Host: Orleans Arena

WOMEN'S SWIMMING AND DIVING

Feb. 22-25
San Antonio, Texas
Host: Palo Alto College

INDOOR TRACK AND FIELD-M&W

Feb. 23-25
Nampa, Idaho
Host: Jacksons Track

BASKETBALL-M&W

March 7-10
Las Vegas, Nev.
Host: Orleans Arena

WOMEN'S GYMNASTICS

March 24
Logan, Utah
Host: Utah State

WOMEN'S GOLF

April 23-25
Mesa, Ariz.
Host: Longbow Golf Course

TENNIS-M&W

April 26-29
Las Cruces, N.M.
Host: New Mexico State

MEN'S GOLF

April 30-May 2
Henderson, Nev.
Host: Rio Secco Golf Course

OUTDOOR TRACK AND FIELD-M&W

May 8-11
Moscow, Idaho
Host: Idaho

SOFTBALL

May 9-12
Las Cruces, N.M.
Host: New Mexico State

BASEBALL

May 23-27
Mesa, Ariz.
Host: Hohokam Stadium

2012-13 CALENDAR

CROSS COUNTRY-M&W

Oct. 27
Ruston, La.
Host: Louisiana Tech

WOMEN'S SOCCER

Nov. 1-2, 4
Logan, Utah
Host: Utah State

WOMEN'S VOLLEYBALL

Nov. 19-21
San Antonio, Texas
UTSA

INDOOR TRACK AND FIELD-M&W

Feb. 21-23
Albuquerque, N.M.

WOMEN'S SWIMMING AND DIVING

Feb. 27-March 2
San Antonio, Texas
Host: Palo Alto College

BASKETBALL-M&W

March 12-16
TBA

WOMEN'S GYMNASTICS

March 29
Cedar City, Utah
Host: Southern Utah

WOMEN'S GOLF

April 22-24
TBA

TENNIS-M&W

April 25-28
TBA

MEN'S GOLF

April 29-May 1
TBA

SOFTBALL

May 8-11
Ruston, La.
Host: Louisiana Tech

OUTDOOR TRACK AND FIELD-M&W

May 8-11
Logan, Utah
Host: Utah State

BASEBALL

May 22-26
TBA

PRESEASON COACHES POLL

The eight WAC coaches voted on the preseason poll and could not vote for their own team.

Rank	Team (First-Place Votes)	Points
1.	Fresno State (3)	44
2.	Hawai'i (2)	42
3.	New Mexico State (2)	37
4.	Brigham Young (1)	35
5.	Nevada	20
T-6.	Louisiana Tech	17
T-6.	San Jose State	17
8.	Utah State	12

PRESEASON ALL-WAC TEAM

Player	School	Yr.	Pos.
Teresa Conrad	New Mexico State	Jr.	SS/1B
Carly Duckworth	Brigham Young	So.	OF
Jessica Dugas	Brigham Young	Sr.	OF
Jessica Iwata	Hawai'i	Jr.	SS
Tiare Jennings	New Mexico State	Sr.	OF
Michelle Moses	Fresno State	Sr.	P/1B
Andrea Ortega	Fresno State	Sr.	OF
Stephanie Ricketts	Hawai'i	Sr.	P
Valerie Swedberg	New Mexico State	So.	OF
Alex Aguirre	Hawai'i	Sr.	OF
Janna Frandrup	Louisiana Tech	Jr.	P/2B
Erin Jones	Nevada	Jr.	3B
Allison Lenzora	Utah State	So.	IF
Kelly Majam	Hawai'i	Jr.	OF
Brooke Ortiz	Fresno State	So.	2B/3B
Kassy Uchida	Utah State	So.	UT

LETTERWINNER/STARTER CAPSULE

This season, all eight teams return at least 11 letterwinners from a year ago. Hawai'i returns the most letterwinners with 16. Brigham Young, Nevada and San Jose State all return 14 letterwinners, while New Mexico State and Utah State return 13. Louisiana Tech has 12 returning letterwinners, while Fresno State returns 11 letterwinners.

The following is a list of the number of letterwinners returning and lost and starters returning and lost for all eight teams.

Team	LR	LL	SR	SL
Brigham Young	14	4	7	4
Fresno State	11	6	5	4
Hawai'i	16	5	8	3
Louisiana Tech	12	3	7	3
Nevada	14	3	7	2
New Mexico State	13	7	5	4
San Jose State	14	2	9	0
Utah State	13	6	6	5

NEW MEXICO STATE TO HOST 2012 TOURNAMENT

New Mexico State will host the 2012 WAC Softball Tournament. The top six teams will advance to the double-elimination tournament, which will be held at the NM State Softball Complex from May 9-12. It is the second time the Aggies have hosted the event, as they did so in 2010, as well.

Top-seeded New Mexico State shut out No. 3-seed Fresno State 5-0 to claim its first-ever WAC Tournament title last season in Fresno and earn the WAC's automatic bid into the NCAA Tournament.

FRESNO STATE PICKED TO WIN 2012 WAC TITLE

The WAC softball coaches selected Fresno State to win the 2012 WAC regular-season crown. It is the 14th time in the last 17 years that the Bulldogs have been the preseason favorite to win the title.

Fresno State took the top spot in the preseason poll with 44 points and three first-place votes. Hawai'i came in second, picking up two first-place votes and 42 points, followed by New Mexico State in third place with 37 points and two first-place votes. Brigham Young received the other first-place vote and came in fourth place with 35 points. Nevada was picked to finish fifth with 20 points, followed by San Jose State and Louisiana Tech tied for sixth with 17 points apiece. Utah State rounded out the poll in eighth place with 12 points.

PRESEASON ALL-WAC/RETURNING ALL-CONFERENCE PLAYERS

The preseason all-WAC team is composed of the returning all-conference players from last season. Hawai'i placed the most players on the team with four, while Fresno State and New Mexico State had three apiece.

The WAC will feature nine players who were first team all-conference performers last year. Three come from New Mexico State - **Teresa Conrad**, **Tiare Jennings** and reigning WAC Freshman of the Year **Valerie Swedberg**. Brigham Young returns **Carly Duckworth** and **Jessica Dugas**, both of whom were named to the all-Mountain West team last season. Fresno State returns two players (**Michelle Moses** and **Andrea Ortega**), while Hawai'i returns reigning WAC Pitcher of the Year **Stephanie Ricketts** and reigning WAC Player of the Year **Jessica Iwata**.

Second team returnees include: **Alex Aguirre**, Hawai'i; **Janna Frandrup**, Louisiana Tech; **Erin Jones**, Nevada; **Allison Lenzora**, Utah State; **Kelly Majam**, Hawai'i; **Brooke Ortiz**, Fresno State; and **Kassy Uchida**, Utah State.

UH'S IWATA NAMED TO PRESEASON PLAYER OF YEAR WATCH LIST

Hawai'i shortstop **Jessica Iwata** was one of 50 student-athletes selected to the watch list for the 11th annual USA Softball Collegiate Player of the Year award.

Iwata, a two-time WAC Player of the Year, led the Rainbow Wahine last season with a .355 batting average, a .663 slugging percentage and a .447 on-base percentage. Iwata also led UH in runs scored (43), hits (60), home runs (15) and RBI (44), and finished the season on a nine-game hitting streak. She accumulated more multiple-hit games (16) and multiple-RBI games (13) than any other Rainbow Wahine in 2011. Iwata was also voted to the NFCA All-West Region second team for the second straight year and was named a second team Easton All-American last year as a sophomore.

Iwata is just the fourth Rainbow Wahine to ever be selected to the "Top 50 Watch List." Last season both Melissa Gonzalez and Kelly Majam were chosen to the list. Before that, the only player to ever represent Hawai'i was Kate Robinson in her senior season, 2008.

The award, which is considered the most prestigious honor in Division I women's collegiate softball, is designed to recognize outstanding athletic achievement by collegiate softball players across the country. The 2012 Watch List is comprised of 23 seniors, 20 juniors and seven sophomores representing 31 universities and 13 conferences.

The Top 25 finalists for the 2012 USA Softball Collegiate Player of the Year award will be announced April 11. The Top 10 finalists will be announced May 9 and the Top 3 finalists will be announced May 23. On May 29, prior to the start of the 2012 NCAA Women's College World Series (WCWS) in Oklahoma City, the 2012 USA Softball Collegiate Player of the Year will be revealed.



Two-time WAC Player of the Year **Jessica Iwata** returns for her junior season after ranking second in the WAC in batting average (.429) in WAC games last season.

TOP RETURNING STAT LEADERS

The top returning stat leaders in the WAC from last year include:

Category	Name, School	Statistic/'11 Rank
Batting Average	Valerie Swedberg, NM State	.377/4th
Slugging Pct.	Valerie Swedberg, NM State	.748/3rd
On Base Pct.	Tiare Jennings, NM State	.517/3rd
Runs	Tiare Jennings, NM State	59/2nd
Hits	Tiare Jennings, NM State	64/3rd
RBI	Tiare Jennings, NM State	56/2nd
Doubles	Karley Hopkins, Nevada	16/1st
triples	Michelle Moses, Fresno State	2/T-3rd
	Brooke Ortiz, Fresno State	2/T-3rd
	Valerie Swedberg, NM State	2/T-3rd
Home Runs	Jessica Iwata, Hawai'i	15/T-3rd
	Tiare Jennings, NM State	15/T-3rd
Stolen Bases	Alex Aguirre, Hawai'i	12/T-5th
ERA	Kaia Parnaby, Hawai'i	1.28/1st
Wins	Alex Newman, NM State	23/1st
Saves	Celisha Walker, NM State	3/2nd
Strikeouts	Stephanie Ricketts, Hawai'i	250/2nd



Hawai'i's **Stephanie Ricketts** returns as the two-time WAC Pitcher of the Year.

USA TODAY/NFCA PRESEASON TOP 25

Rank	School	'11 Record	Pts.	Prev.
1.	Arizona State (30)	60-6	750	1
2.	Florida	56-13	690	2
3.	Alabama	53-11	675	3
4.	California	45-16	651	5
5.	Oklahoma	43-19	603	7
6.	Missouri	53-13	594	6
7.	Baylor	47-15	567	4
8.	Arizona	43-18	515	11
9.	Stanford	42-17	467	10
10.	Georgia	51-14	455	9
11.	Oklahoma State	42-20	444	8
12.	Washington	37-16	402	12
13.	Kentucky	40-16	360	13
14.	Tennessee	49-12	348	18
15.	Michigan	53-6	324	17
16.	Oregon	42-16	390	15
17.	Texas A&M	44-15	297	14
18.	Texas	46-10	278	20
19.	UCLA	36-19	247	19
20.	Houston	44-18	185	16
21.	Nebraska	41-14	173	21
22.	LSU	40-18	119	22
23.	Louisiana-Lafayette	51-11	95	23
24.	Tulsa	46-15	45	24
25.	Louisville	38-20	32	RV

WAC schools receiving votes: Fresno State (10), Hawai'i (7), Brigham Young (1), New Mexico State (1).

ESPN/USA SOFTBALL PRESEASON TOP 25

Rank	School	'11 Record	Pts.	Prev.
1.	Arizona State (19)	60-6	497	1
2.	Alabama	53-11	438	3
3.	California	45-13	425	5
4.	Florida (1)	56-13	420	2
5.	Missouri	53-10	411	6
6.	Oklahoma	43-19	408	7
7.	Baylor	47-15	372	4
8.	Arizona	43-18	331	11
9.	Tennessee	49-12	316	16
10.	Stanford	42-17	314	10
11.	Oregon	42-16	252	14
12.	Georgia	51-14	239	9
13.	UCLA	36-19	235	16
14.	Washington	37-15	232	15
15.	Texas A&M	44-15	228	13
T-16.	Michigan	53-6	211	17
T-16.	Oklahoma State	40-20	211	8
18.	Kentucky	40-16	203	12
19.	Texas	46-10	195	19
T-20.	LSU	40-18	106	22
T-20.	Nebraska	41-14	106	21
22.	Houston	44-18	72	18
23.	Georgia Tech	45-12	62	24
24.	Louisiana-Lafayette	51-11	52	25
25.	Notre Dame	46-11	40	23

WAC schools receiving votes: Brigham Young (8), Fresno State (3).

A Look Back: 2011

NM STATE FALLS IN SECOND DAY OF TUCSON REGIONAL

Alex Newman threw a five-inning no-hitter as New Mexico State run-ruled Texas Tech 9-0 in the first round of the NCAA Tournament. The following day, despite getting eight hits off Arizona starter Kenzie Fowler, the Aggies stranded 11 runners in an 8-0 loss to Arizona. NM State's milestone season then came to an end with a 6-4 loss to Texas Tech later that day.

FRESNO STATE FALLS IN SECOND DAY OF STANFORD REGIONAL

The Bulldogs plated a run in the top of the 10th inning to defeat Nebraska 1-0 in the first round of the NCAA Tournament. Diane Runge scored on a throwing error by the shortstop to give Fresno State the win. The following day, the Bulldogs fell 3-1 to Stanford and then ended its season with a 5-0 loss to Nebraska. The Bulldogs mustered three hits off Nebraska's junior ace Ashley Haggeman, but couldn't overcome a resurgent Husker squad.

NM STATE'S NOHARA NAMED NFCA ALL-AMERICAN

New Mexico State first baseman **Hoku Nohara** earned Louisville Slugger/NFCA All-America second team honors. Fifty-four student-athletes from 29 different institutions representing 11 conferences earned the honor of being named to one of the three Division I All-America teams this year. Nohara was the only player from the WAC honored during the 2011 season.

In 2011, Nohara led the nation in home runs (24), home runs per game (0.43) and slugging percentage (1.007). She set NM State single-season (24) and career (64) marks for home runs. Nohara holds multiple career records at NM State, including slugging percentage (.738), home runs (64), RBI (209), walks (138) and total bases (450).

THREE WAC PLAYERS NAMED EASTON ALL-AMERICANS

Hawai'i's **Jessica Iwata** and **Stephanie Ricketts** and Fresno State's **Michelle Moses** were named to the 2011 Easton All-America teams. Iwata was a second team selection, while Ricketts and Moses were named to the third team.

Iwata, UH's sophomore shortstop and two-time WAC Player of the Year, led the Rainbow Wahine with a .355 average, .663 slugging percentage and .447 on-base percentage. Iwata also led UH in runs scored (43), hits (60), home runs (15) and RBI (44), and finished the season on a nine-game hitting streak. She accumulated more multiple-hit games (16) and multiple-RBI games (13) than any other Rainbow Wahine on the season.

Ricketts, the back-to-back WAC Pitcher of the Year, posted a 22-11 record as a junior and had her best statistical season as a Rainbow Wahine with career-bests in ERA (1.58), complete games (30), shutouts (9), and strikeouts (250) while holding opponents to a .193 batting average. In 2011, the junior from San Jose, Calif. and Archbishop Mitty High School broke former UH All-American Brooke Wilkins' 16-year old career strike out record with 589. She also became just the second Rainbow Wahine to win at least 20 games in three consecutive seasons. For her career, Ricketts is now ranked second in the UH record books with 74 wins, third in appearances (127) and games started (107), fourth in innings pitched (712.1) and fifth in shutouts (23).

Moses, a junior from Paso Robles, Calif., is a two-time All-West Region honoree and 2011 first team All-WAC selection. On the year, Moses (16-12) earned five victories over teams ranked in the Top 25 and batted .256 on the year with a team-high 12 home runs, 39 RBI, six doubles and a pair of triples. She recorded the program's first cycle in school history to spark a thrilling 5-4 victory to open the 2011 season and smashed her third career grand slam at Utah State on April 22. Moses also shined in front of a national audience on ESPNU when she tossed her first career no-hitter against then-No. 20/25 Hawai'i while striking out 11. She became the second Bulldog to hit 40 or more career home runs this season as well as becoming the sixth player in WAC history to have totaled 40 or more career long balls (41).

Athletes selected to the Easton All-American teams are those who have had an outstanding season and who have been stalwarts for their Easton sponsored team.

SEVEN WAC PLAYERS NAMED TO NFCA ALL-REGION TEAMS

Seven WAC softball players were named to the Louisville Slugger/National Fastpitch Coaches Association (NFCA) Division I All-Region teams. A total of 258 players from 126 different institutions comprise the 10 regional teams,

including first and second teams for each region.

New Mexico State first baseman **Hoku Nohara** was named to the All-West Region first team, while teammate **Tiare Jennings** was a second-team honoree. **Michelle Moses** of Fresno State and Hawai'i's **Stephanie Ricketts** and **Jessica Iwata** were also second-team honorees.

Boise State outfielder **Devon Bridges** and Nevada second baseman **Karley Hopkins** were named to the Pacific Region second team to round out the group.

The all-region teams were chosen by NFCA member coaches from each region. In addition, conference pitchers and players of the year not selected to the regional teams were added for All-America consideration.

NM STATE'S JONES WINS STAN BATES AWARD

New Mexico State's **Kandis Jones** and Idaho's Eugenio Mannucci were named the 2010-11 WAC Stan Bates Award winners. Named in honor of former WAC Commissioner Stan Bates, the annual award is given to the WAC's top male and female scholar-athletes and recognizes the recipients' athletic, academic and community accomplishments. The awards include a \$2,000 postgraduate scholarship.

Jones, a native of La Mirada, Calif., earned a degree in community health and graduated with the highest GPA for the major with a 3.894. She is a four-time Academic All-WAC honoree and also a 2011 first team CoSIDA Academic All-American. The Faculty Athletic Council at New Mexico State recognized Jones as the outstanding female scholar-athlete for 2011.

In competition, Jones broke numerous career and single season records during her time at New Mexico State. She is the all-time record holder in runs scored (175) and hits with 82 in a season and 260 in her career. In 2011, Jones was the honored with the National Strength and Conditioning All-American Award.

In addition to her stellar academics, Jones volunteered with many children's after-school programs and the United Blood Services Blood Drive. For three years, she was involved with the "Dress a Child" organization where she helped young children in need select clothing. Jones also volunteered with softball camps to help younger players learn the game and improve their skills.

JONES NAMED ACADEMIC ALL-AMERICAN

New Mexico State outfielder **Kandis Jones** was named to the Capital One Academic All-America first team. A community health major with a 3.89 cumulative grade-point average, Jones is a two-time all-WAC centerfielder who earned first team honors in 2011.

She led New Mexico State to a 44-17 record, the WAC regular-season and tournament championships and a berth in the NCAA Tucson Regional. A native of La Mirada, Calif., Jones batted .391 with 59 runs scored, 34 runs batted in and 11 doubles.

Jones is also a three-time member of the Academic all-WAC team and was recognized by NM State as the 2011 female Outstanding Athletic Scholar.

NEW MEXICO STATE WINS FIRST-EVER WAC TOURNAMENT

The Aggies claimed their first-ever WAC Tournament title with a 5-0 shutout of Fresno State in the championship game. The Aggies scored in the top of the first and never looked back. Valerie Swedberg was named tournament MVP after hitting .333 with two home runs and five RBI over the three games.

All-Tournament Team

Devon Bridges, Boise State; Allie Geisler, Louisiana Tech; Haley Gilleland, Fresno State; Tiare Jennings, New Mexico State; Meghan Krieg, Louisiana Tech; Courtney Moore, Fresno State; Hoku Nohara, New Mexico State; Alex Newman, New Mexico State; Mackenzie Oakes, Fresno State; Valerie Swedberg, New Mexico State (MVP); Lela Work, Boise State.

ALL-WAC HONORS

Hawai'i's **Jessica Iwata** repeated as WAC Player of the Year, while teammate **Stephanie Ricketts** repeated as Pitcher of the Year. Meanwhile, New Mexico State's **Valerie Swedberg** was named Freshman of the Year and the Aggies' **Kathy Rodolph** was named Coach of the Year.

Iwata, a sophomore shortstop from Lihu'e, Kaua'i, ranked second in the WAC in batting average (.429), third in on-base percentage (.520), tied for third in hits (27), fourth in RBI (22), fifth in slugging percentage (.714) and tied for fifth in home runs (5) in WAC play.

Ricketts, a junior righthander from San Jose, Calif., posted an 8-4 mark with a 1.92 ERA in WAC play. She held opponents to a .215 batting average and tallied 87 strikeouts in conference games.

Swedberg, a utility player from Albuquerque, N.M., led the conference in WAC play in doubles (7), ranked second in slugging percentage (.883) and RBI (27), ranked third in batting average (.417), tied for third place in home runs (7) and was tied for sixth in hits (25).

In her eighth season at New Mexico State, Rodolph earned Coach of the Year honors for the first time in her career after leading her team to its first-ever WAC title and the top seed in the WAC Tournament. In WAC play, the Aggies went 17-4 and led the conference in batting average, slugging percentage, on-base percentage, runs, hits, RBI, doubles, home runs, total bases and stolen bases.

New Mexico State led the way with seven players on the all-WAC teams, followed by Boise State with five and Fresno State and Hawai'i with four apiece. Ten of the players were repeat selections from a year ago, while seven schools were represented.

NEW MEXICO STATE CLAIMS WAC REGULAR-SEASON TITLE

In 2011, New Mexico State won its first conference title of any kind in 37 years as a program. The Aggies' 17 conference wins is an all-time record since joining the WAC, obliterating the previous high of 11 set in 2009. In addition, NM State's 41 wins was a program record and marked the sixth 30 or more win season at NM State.

NOHARA BECOMES ALL-TIME WAC LEADER IN HOME RUNS

In the bottom of the first inning in New Mexico State's game against Boise State on May 13, **Hoku Nohara** ripped her 63rd career home run to become the WAC's all-time leader. She passed Fresno State All-American Christina Clark, who had held the record since 2006. Nohara also closed out her career ranked second in RBI (209) and fifth in total bases (450).

NOHARA LEADS NATION IN HOME RUNS, SLUGGING PERCENTAGE

New Mexico State's **Hoku Nohara** led the nation in home runs (24), home runs per game (0.43) and slugging percentage (1.007). She became the first-ever WAC player to lead the country in home runs per game and slugging percentage and became the second WAC player to lead the nation in home runs, as Hawai'i's **Kelly Majam** did so in 2010.

Nohara also ranked third in walks per game (1.13), on-base percentage (.610) and RBI per game (1.30), and 27th in batting average (.426). The senior had 23 multiple-RBI games and 15 multi-hit games on the year.

FIVE NO-HITTERS THROWN IN THE WAC

Five different WAC pitchers threw no-hitters in 2011, including one perfect game. Boise State's **Aubray Zell** started things off on March 4, when she pitched a five-inning no-hitter in the second half of a doubleheader vs. Southern Utah. The following day, Hawai'i's **Kaia Parnaby** tossed a perfect game in a 6-0 victory over Weber State. On March 6, Nevada's **Mallary Darby** threw a no-hitter vs. Boston College as the Wolf Pack won 9-0 in five innings. On March 12, **Stephanie Ricketts** of Hawai'i tossed a no-hitter in a five-inning win against South Dakota State. The most recent no-hitter was thrown by Fresno State's **Michelle Moses** on April 1, when she no-hit No. 20 Hawai'i in a 5-0 victory.

MOSES HITS FIRST CYCLE IN FRESNO STATE HISTORY

Michelle Moses hit the first cycle in Fresno State softball history in the first game of a doubleheader against Sacramento State on Feb. 12. She opened her production at the plate with a two-run home run in the third inning, then followed with a double in the fifth, a single in the seventh and a triple in the ninth inning.

2011 NCAA STATISTICS (Final)

Team	
Batting Average	New Mexico State3rd..... .341 Boise State39th..... .299
Earned Run Average	Hawai'i.....9th..... 1.59
Scoring	New Mexico State5th..... 6.93 Boise State23rd..... 5.68
Won/Loss Percentage	New Mexico State27th..... .721 Hawai'i.....47th..... .673
Home Runs Per Game	New Mexico State6th..... 1.34 Boise State30th..... 1.04 Hawai'i.....32nd..... 1.02
Doubles Per Game	New Mexico State12th..... 1.52
Slugging Percentage	New Mexico State4th..... .551 Boise State42nd..... .456
Double Plays Per Game	Fresno State7th..... 0.48 San Jose State.....14th..... 0.44 Utah State37th..... 0.37
Individual	
Batting Average	Hoku Nohara, NMSU27th..... .426
Home Runs Per Game	Hoku Nohara, NMSU1st..... 0.43 Devon Bridges, BSU29th..... 0.30 Jessica Iwata, UH45th..... 0.27
RBI Per Game	Hoku Nohara, NMSU3rd..... 1.30 Valerie Swedberg, NMSU...33rd..... 1.02 Devon Bridges, BSU35th..... 1.00
Doubles Per Game	Karley Hopkins, NEV11th..... 0.34
Stolen Bases	Kylie Randall, NMSU12th..... 0.66 Haley Gilleland, FS.....44th..... 0.50
Earned Run Average	Kaia Parnaby, UH13th..... 1.28 Stephanie Ricketts, UH.....32nd..... 1.52
Strikeouts Per 7 Innings	Kaia Parnaby, UH43rd..... 8.2 Meghan Krieg, LTU45th..... 8.2
Victories	Alex Newman, NMSU.....40th..... 23 Stephanie Ricketts, UH.....46th..... 22
Saves	Lela Work, BSU.....8th..... 6 Celisha Walker, NMSU.....31st..... 3
Walks	Hoku Nohara, NMSU3rd..... 1.13 Tiare Jennings, NMSU.....9th..... 0.89 Devon Bridges, BSU32nd..... 0.70
Slugging Percentage	Hoku Nohara, NMSU1st..... 1.007 Devon Bridges, BSU26th..... .785 Valerie Swedberg, NMSU...36th..... .748
Runs Per Game	Kandis Jones, NMSU23rd..... 1.02 Tiare Jennings, NMSU.....29th..... 0.97 Kylie Randall, NMSU43rd..... 0.93
Toughest to Strikeout	Kellie Caplan, BSU22nd..... 21.2
Walks Allowed Per 7 Innings	Aubray Zell, BSU.....3rd..... 0.80 Celisha Walker, NMSU21st..... 1.29
Hits Allowed Per 7 Innings	Kaia Parnaby, UH27th..... 4.70 Stephanie Ricketts, UH.....45th..... 4.94
Home Runs	Hoku Nohara, NMSU1st..... 24 Devon Bridges, BSU25th..... 16 Jessica Iwata, UH40th..... 15 Tiare Jennings, NMSU40th..... 15
Triples	Kylie Randall, NMSU44th..... 4
On-Base Percentage	Hoku Nohara, NMSU3rd..... .610 Devon Bridges, BSU17th..... .531 Tiare Jennings, NMSU.....27th..... .517
Strikeouts	Meghan Krieg, LTU26th..... 289 Stephanie Ricketts, UH.....38th..... 250 Michelle Moses, FS.....50th..... 224
Shutouts	Stephanie Ricketts, UH31st..... 9

BRIGHAM YOUNG COUGARS

QUICK FACTS

Location:.....Provo, Utah
Joined WAC:..... 2012 - affiliate
Enrollment:..... 32,955
Founded:..... 1875
Nickname:..... Cougars
Colors:..... Blue & White
President:..... Dr. Cecil O. Samuelson
Athletics Director:..... Tom Holmoe
Athletic Department:..... (801) 422-7649
Ticket Office:..... (801) 422-2981
Web Site:..... byucougars.com

SPORTS INFORMATION

Director Duff Tittle
Softball Contact Jordan Christiansen
Office Number (801) 422-8999
Christiansen's Cell Number (801) 717-5217
Christiansen's E-Mail softball_sid@byu.edu
Fax Number (801) 422-0633
Press Box (801) 422-1973

SOFTBALL FACTS

Head Coach Gordon Eakin
Softball Office (801) 422-1158
Program Record 453-236 (.657)/12 years
All-Time WAC Record N/A
WAC Regular-Season Titles N/A
WAC Tournament Titles N/A
2011 Record 40-18
2011 MWC Record 11-2/1st
Stadium Gail Miller Field (2,100)
Stadium Record 131-32 (.804)/11 years
NCAA Appearances 8
NCAA Record 12-16
Letterwinners Returning/Lost 14/4
Starters Returning/Lost 7/4

MEDIA OUTLETS

BYUtv (866) 662-9888
The Daily Herald Jared Lloyd
 Office: (801)344-2551 .. jllloyd@heraldextra.com
The Daily Universe..... Jamie Morris
 Office: (801) 422-2957...jamerskottcamp@gmail.com
Deseret News Jeff Call
 Office: (801)237-2161 jeffc@desnews.com

COUGAR BITS

- In 2011, Brigham Young won the Mountain West Conference title, advanced to the championship game of the Seattle Regional at Washington and finished with a 40-18 record.
- BYU had a conference-best six all-MWC performers last season, including returners Carly Duckworth and Jessica Dugas.
- The Cougars have won at least 40 games and qualified for an NCAA Regional in each of the last seven seasons.
- The 2012 roster has players from eight different states (Arizona, California, Colorado, Hawaii, Louisiana, North Carolina, Utah and Washington).
- This is the 13th season of BYU softball since the program began in 2000. Gordon Eakin has been on the coaching staff every year, including the first three as an assistant coach.
- BYU has won 20-straight home games after going 13-0 at Gail Miller Field in 2011. The 20-game win streak is the second-longest in the country behind Texas A&M's 27-game streak. BYU has not lost a non-conference regular-season home game since 2006, a span of 34 straight games.

2012 SCHEDULE

Date	Opponent	Time	Date	Opponent	Time
Feb. 9	!vs. Oregon State	noon	March 27	UMKC (DH) (BYUtv)	5 p.m.
Feb. 10	!vs. Texas A&M	11 a.m.	March 30	*at Fresno State	6 p.m.
Feb. 10	!vs. Texas State	1:30 p.m.	March 31	*at Fresno State (DH)	1 p.m.
Feb. 11	!vs. Oregon	11 a.m.	April 3	Southern Utah (BYUtv)	6 p.m.
Feb. 11	!vs. UC Santa Barbara	4 p.m.	April 6	*Hawai'i	6 p.m.
Feb. 16	@vs. Portland State	3 p.m.	April 7	*Hawai'i (DH) (BYUtv)	1:30 p.m.
Feb. 17	@vs. Cal State Northridge	3:45 p.m.	April 9	at Idaho State	4 p.m.
Feb. 17	@vs. Memphis	6 p.m.	April 11	Utah Valley (BYUtv)	6 p.m.
Feb. 18	@vs. Indiana	11:15 a.m.	April 13	*Utah State	6 p.m.
Feb. 18	@vs. DePaul	1:30 p.m.	April 14	*Utah State (DH) (BYUtv)	1:30 p.m.
Feb. 23	#vs. Oklahoma State	1 p.m.	April 20	*at Louisiana Tech	6 p.m.
Feb. 23	#vs. Pacific	3:30 p.m.	April 21	*at Louisiana Tech (DH)	1 p.m.
Feb. 24	#vs. Florida	10 a.m.	April 24	at Southern Utah (DH)	1 p.m.
Feb. 24	#vs. Texas A&M	1 p.m.	April 27	*San Jose State (BYUtv)	6 p.m.
Feb. 25	#vs. Long Island	8 p.m.	April 28	*San Jose State (DH) (BYUtv)	1:30 p.m.
March 1	\$at San Diego State	7 p.m.	May 2	at Utah Valley	5 p.m.
March 2	\$vs. Cal State Northridge	11:30 a.m.	May 4	*at Nevada	3 p.m.
March 2	\$vs. St. Joseph's	4 p.m.	May 5	*at Nevada (DH)	1 p.m.
March 3	\$vs. Long Beach State	11:30 a.m.	May 9-12	WAC Tournament (Las Cruces, N.M.)	
March 3	\$vs. Charlotte	6:30 p.m.			
March 7	at Utah	3:30 p.m.			
March 15	@vs. Purdue	11 a.m.			
March 15	%vs. Arizona State	5:30 p.m.			
March 16	%vs. UC Davis	7:30 p.m.			
March 17	%vs. Arizona	11 a.m.			
March 17	%vs. Penn State	3:30 p.m.			
March 20	Idaho State (BYUtv)	6 p.m.			
March 23	*New Mexico State (BYUtv)	6 p.m.			
March 24	*NM State (DH) (BYUtv)	1:30 p.m.			

! - Kajokawa Classic (Tempe, Ariz.)
 @ - Louisville Slugger Desert Classic (Las Vegas)
 # - Cathedral City Classic (Cathedral City, Calif.)
 \$ - San Diego Classic (San Diego, Calif.)
 % - Judi Garman Classic (Fullerton, Calif.)
 * - WAC game
 All times local to site and subject to change

COUGAR ADMINISTRATION



Dr. Cecil O. Samuelson
President



Mike Pinegar
Faculty Representative



Tom Holmoe
Athletics Director



Janie Penfield
SWA



Jordan Christiansen
SID



GORDON EAKIN

Overall Record: 371-160/9 years
School Record: Same
WAC Record: 0-0 (.000)
Playing Career: Utah, 1977-78 (Shortstop)

HEAD COACH FILE

- Gordon Eakin, who boasts the highest winning percentage in Mountain West Conference history, both in MWC games (.750) and overall, enters his 10th season at the helm.
- He guided BYU to five MWC championships in the last seven years (2005, 2007, 2009, 2010, 2011), while never finishing lower than third in the conference.
- A three-time MWC Coach of the Year (2009, 2010, 2011), Eakin led BYU to its first-ever NCAA Super Regional appearance in 2010 and to seven-straight NCAA Tournament appearances.
- Eakin has coached eight All-Americans, seven MWC Players of the Year, three MWC Freshmen of the Year and two MWC Pitchers of the Year. In addition, he has coached 17 All-Region and 22 all-MWC performers.
- He has guided BYU to top 10 national finishes in slugging percentage six times, in home runs per game six times, in batting average four times and in scoring four times.
- Eakin coached two players who would go on to play professionally, including 2010 MWC Player of the Year Angeline Quiocho, who finished first in the nation in home runs per game and RBI per game and is now a member of the NPF Diamonds.
- He serves as the hitting coach for the USA National Team.



ASSISTANT COACHES



Vaughn Alvey
 Associate Head Coach
 10th Year



Neta Le'i
 Assistant Coach
 Brigham Young '07
 5th Year



Bob Shober
 Volunteer Assistant
 4th Year

2011 RESULTS

Date	Opponent	Result
Feb. 10	~vs. No. 14 Oregon	L, 2-3
Feb. 10	~vs. Texas Tech	L, 5-7 (9)
Feb. 11	~vs. Portland State	L, 3-4 (8)
Feb. 11	~vs. Ole Miss	W, 9-5
Feb. 12	~vs. No. 19 Texas A&M	W, 7-2
Feb. 17	~vs. SIU-Edwardsville	W, 10-5
Feb. 18	!vs. Cal Poly	W, 8-6
Feb. 18	!vs. Boise State	W, 12-11
Feb. 19	!vs. No. 18 Stanford	L, 4-7
Feb. 19	!vs. Cal State Northridge	W, 11-0
Feb. 24	@vs. Florida State	L, 4-6
Feb. 24	@vs. Virginia	L, 3-9
Feb. 25	@vs. No. 18 Nebraska	L, 3-4
Feb. 25	@vs. No. 8 Tennessee	L, 1-4
Feb. 26	@vs. Ohio State	W, 5-1
March 3	#vs. No. 25 Houston	L, 0-4
March 3	#vs. Long Beach State	L, 0-1
March 4	#vs. No. 23 Fresno State	L, 3-7
March 4	#vs. No. 6 UCLA	L, 2-5
March 5	#vs. Cal Poly	W, 5-0
March 11	\$vs. Sacramento State	L, 3-5
March 11	\$vs. Long Beach State	W, 2-0
March 12	\$vs. No. 9 UCLA	W, 6-4
March 16	%vs. Iona	W, 8-0
March 16	%vs. Cleveland State	W, 8-0 (5)
March 17	%vs. No. 9 California	L, 4-2
March 17	%at No. 16 Hawaii	W, 4-0
March 18	%at No. 16 Hawaii	W, 2-1
March 19	%vs. No. 9 California	W, 7-2
March 24	Weber State	W, 9-1 (5)
March 29	Utah State	W, 9-0 (5)
April 1	^vs. Loyola Marymount	W, 4-0
April 2	^vs. Seattle	W, 14-0 (5)
April 2	^vs. Loyola Marymount	W, 10-4
April 6	Southern Utah	W, 3-1 (8)
April 6	Southern Utah	W, 10-4
April 14	at UNLV	W, 14-0 (5)
April 15	at San Diego State	W, 1-0 (8)
April 16	at San Diego State	L, 0-1 (8)
April 19	Utah Valley	W, 7-3
April 21	New Mexico	W, 11-3 (6)
April 22	Colorado State	W, 15-0 (5)
April 23	Colorado State	W, 8-0 (5)
April 26	Idaho State	W, 2-0
April 28	San Diego State	W, 4-2
April 29	UNLV	W, 16-0 (5)
May 2	North Dakota State	W, 6-3
May 3	at Utah Valley	W, 11-0 (5)
May 5	at Colorado State	W, 18-5 (5)
May 6	at New Mexico	W, 8-3
May 7	at New Mexico	L, 2-3
May 10	at Southern Utah	W, 8-0 (5)
May 14	Utah	W, 3-0
May 14	Utah	W, 12-1 (5)
May 19	&vs. No. 21 Auburn	W, 2-1
May 20	&at No. 14 Washington	L, 1-4
May 20	&vs. No. 21 Auburn	W, 4-3
May 21	&at No. 14 Washington	L, 5-7

~ - Kajikawa Classic (Tempe, Ariz.)
 ! - Louisville Slugger Desert Classic (Las Vegas)
 @ - Cathedral City Classic (Cathedral City, Calif.)
 # - Campbell/Cartier Tournament (San Diego)
 \$ - Long Beach Invitational (Long Beach, Calif.)
 % - Hawaii Spring Fling (Honolulu)
 ^ - Preconference Roundup (Las Vegas)
 & - NCAA Regional (Seattle, Wash.)

BRIGHAM YOUNG TOP PLAYERS AND ROSTER



TORI ALMOND
RHP, 6-1, So.

Last season as a freshman, topped the Mountain West in earned runs allowed and runs allowed, and ranked fifth in the conference in ERA and total wins ... had a 3.13 ERA and a 10-4 record in 23 appearances, 16 starts and four complete games ... part of four shutouts ... had 96 strikeouts and held batters to a .238 average ... earned win vs. No. 9 UCLA, striking out seven and allowing four hits.

CAREER STATISTICS

Year	W-L	S	ERA	IP	K	BB
2011	10-4	0	3.13	85.0	96	51
Total	10-4	0	3.13	85.0	96	51



JC CLAYTON
INF, 5-5, Jr.

Has a .401 career batting average (second best all-time at BYU) after hitting .430 as a freshman in 2010 and .373 as a sophomore last season ... in 2011, finished first in the Mountain West in hits, fourth in batting average and sixth in runs scored ... had 66 hits, 28 RBI, 74 total bases, 22 walks and seven stolen bases in 2011 ... MWC Freshman of the Year and all-MWC in 2010 ... coming off offseason ankle injury that caused her to miss the fall season.

CAREER STATISTICS

Year	G-GS	AB	R	H	RBI	Avg.
2010	56-54	186	56	80	17	.430
2011	56-56	177	37	66	28	.373
Total	112-110	363	93	146	45	.402



DELANEY WILLARD
OF, 5-7, Sr.

Played in 54 games, starting 51 ... ranked fourth in the Mountain West in RBI, fifth in home runs and 10th in slugging percentage last season ... hit five home runs in four games midway through the season, tying for the third-longest streak in NCAA history ... career .265 batter who last season hit .259 with 37 hits, 31 runs, 11 home runs, 42 RBI, 22 walks and a .566 slugging percentage.

CAREER STATISTICS

Year	G-GS	AB	R	H	RBI	Avg.
2009	32-19	62	3	13	8	.210
2010	53-48	131	23	39	33	.298
2011	54-51	143	31	37	42	.259
Total	139-118	336	57	89	83	.265

2012 ROSTER

No.	Name	Pos.	Ht.	Yr.	B/T	Hometown (Last School)
8	Tori Almond	P	6-1	So.	R/R	South Jordan, Utah (Bingham)
12	Megan Arnold	1B/C	5-8	Fr.	R/R	Yorba Linda, Calif. (Esperanza)
4	Ashlee Brawley	INF	5-6	So.	R/R	Vail, Ariz. (Arizona)
16	JC Clayton	INF	5-5	Jr.	L/R	Hollister, Calif. (San Benito)
3	Carly Duckworth	OF	5-7	So.	R/R	Salt Lake City, Utah (Olympus)
19	Jessica Dugas	OF/3B	5-4	Sr.	L/R	Bellflower, Calif. (Mayfair)
2	Shelbi Everett	C	5-7	Fr.	R/R	Murray, Utah (Brighton)
24	Jenna Goar	INF	5-9	So.	L/R	Littleton, Colo. (Heritage)
6	Baillie Hicken	OF	5-6	Jr.	L/R	Highland, Utah (Dixie State)
22	Krista Hicks	INF	5-4	Sr.	R/R	Mesa, Ariz. (Dobson)
11	Hannah Howell	P	5-3	Jr.	R/R	Winnfield, La. (Calvin)
5	Alexandra Hudson	OF	5-2	Jr.	L/R	Everett, Wash. (Everett)
14	Anna Hudson	C	5-5	Fr.	R/R	Everett, Wash. (Everett)
31	Katie Manuma	INF	5-8	So.	R/R	Ewa Beach, Hawaii (Campbell)
20	Tiffany Messerschmidt	OF	5-6	Sr.	L/R	Thousand Oaks, Calif. (Thousand Oaks)
1	Lacey Millett	OF	5-6	So.	L/R	Folsom, Calif. (Folsom)
33	Madisen Robb	INF	5-3	So.	R/R	Vernal, Utah (Uintah)
21	Stacie Toney	INF	5-10	Sr.	L/R	Farmington, Utah (Salt Lake CC)
10	Caroline Umphlett	P	6-1	Fr.	R/R	Elizabeth City, N.C. (Northeastern)
28	Delaney Willard	OF	5-7	Sr.	L/R	Camarillo, Calif. (Adolfo Camarillo)

Head Coach: Gordon Eakin
Associate Head Coach: Vaughn Alvey
Assistant Coach: Neta Le'i
Volunteer Assistant Coach: Bob Shober

TEAM PROFILE

Key Returnees	BA	Hits	RBI
JC Clayton	.373	66	28
Jessica Dugas	.345	50	16
Tiffany Messerschmidt	.350	41	9
Delaney Willard	.259	37	42

Key Pitchers	ERA	W-L	K
Tori Almond	3.13	10-4	96
Hannah Howell	2.69	4-2	55

Key Losses	BA	Hits	RBI
Caschjen Davis-Atagi	.318	47	49
Kristin Delahoussaye	.288	51	39
Jessica Purcell-Fitu	.363	65	64

Key Losses	ERA	W-L	K
Paige Affleck	1.98	26-12	234

GAIL MILLER FIELD



BRIGHAM YOUNG 2011 STATISTICS AND RESULTS

All Games: 40-18

Home: 14-0

Road: 9-4

Neutral: 17-14

Player	AVG	GP-GS	AB	R	H	2B	3B	HR	RBI	TB	SLG%	BB	HBP	SO	GDP	OB%	SF	SH	SB-SBA	PO	A	E	FLD%
JC Clayton	.373	56-56	177	37	66	4	2	0	28	74	.418	22	0	29	0	.440	1	4	7-9	74	74	13	.919
Jessica Fitu	.363	58-58	179	38	65	11	2	12	64	116	.648	12	11	23	0	.429	3	3	8-9	375	63	4	.991
Tiffany Messerschmidt	.350	41-39	117	33	41	1	0	0	9	42	.359	18	1	25	0	.441	0	11	4-6	13	0	0	1.000
Jessica Dugas	.345	56-54	145	34	50	1	1	0	16	53	.366	29	0	27	0	.454	0	3	13-18	45	5	3	.943
Caschjen Atagi	.318	55-54	148	34	47	11	0	12	49	94	.635	31	1	25	0	.436	1	8	7-7	31	72	8	.928
Kriisti Delahoussaye	.288	58-58	177	48	51	7	4	5	39	81	.458	42	0	29	2	.419	3	8	8-8	135	98	9	.963
Madisen Robb	.283	34-13	60	14	17	1	0	3	14	27	.450	6	3	16	0	.377	0	0	1-1	12	39	3	.944
Carly Duckworth	.281	45-36	96	26	27	6	0	7	22	54	.563	12	5	22	0	.389	0	2	3-5	19	2	3	.875
Stacie Graham	.268	49-42	112	21	30	5	1	1	15	40	.357	10	3	21	0	.344	0	2	6-8	224	17	4	.984
Delaney Willard	.259	54-51	143	31	37	9	1	11	42	81	.566	22	7	36	0	.379	2	2	2-2	18	0	2	.900
Katie Manuma	.240	27-26	75	7	18	3	0	2	9	27	.360	9	1	13	0	.329	0	2	0-1	134	4	3	.979
Alexandra Hudson	.204	40-13	49	8	10	2	0	1	4	15	.306	7	0	13	0	.304	0	2	1-1	23	1	0	1.000
Krista Hicks	.140	28-16	50	7	7	1	1	0	3	10	.200	3	1	10	2	.204	0	0	2-3	10	32	5	.894
Jenna Engel	.375	11-1	8	2	3	0	0	0	2	3	.375	2	0	1	0	.500	0	1	0-1	13	1	0	1.000
Lacey Millett	.222	39-5	18	16	4	0	0	0	2	4	.222	0	0	8	0	.222	0	0	14-15	2	2	0	1.000
April Thorson	.000	1-0	0	0	0	0	0	0	0	0	.000	0	0	0	0	.000	0	0	0-0	1	0	0	1.000
Totals	.304	58-58	1554	356	473	62	12	54	318	721	.464	225	33	298	4	.401	10	48	76-94	1137	472	61	.963
Opponents	.223	58-58	1399	156	312	35	4	21	131	418	.299	206	11	386	10	.327	1	25	31-53	1105	473	85	.949

LOB - Team (412), Opp (354). DPs turned - Team (14), Opp (8). CI - Team (2), FITU 1, DELAHOUSSAYE 1.

Player	ERA	W-L	APP	GS	CG	SHO	CBO	SV	IP	H	R	ER	BB	SO	2B	3B	HR	AB	B/Avg	WP	HBP	BK	SFA	SHA
Paige Affleck	1.98	26-12	45	40	24	6	7	3	240.0	187	88	68	132	234	21	2	14	870	.215	7	6	1	0	16
Hannah Howell	2.69	4-2	26	2	0	0	5	4	52.0	45	26	20	22	55	6	1	1	199	.226	5	3	0	1	3
Tori Almond	3.13	10-4	23	16	4	4	4	0	85.0	77	42	38	51	96	8	1	6	323	.238	6	2	0	0	5
Carly Duckworth	0.00	0-0	1	0	0	0	0	0	1.2	1	0	0	1	1	0	0	4	.250	0	0	0	0	0	1
Katie Manuma	0.00	0-0	1	0	0	0	0	0	0.1	2	0	0	0	0	0	0	0	3	.667	0	0	0	0	0
Totals	2.33	40-18	58	58	28	18	8	7	379.0	312	156	126	206	386	35	4	21	1399	.223	18	11	1	1	25
Opponents	5.25	18-40	58	58	24	3	1	3	368.1	473	356	276	225	298	62	12	54	1554	.304	28	33	5	10	48

PB - Team (12), FITU 11, DELAHOUSSAYE 1, Opp (12). Pickoffs - Team (11), FITU 10, AFFLECK 1, Opp (1).

MWC Games: 11-2

Home: 6-0

Road: 5-2

Player	AVG	GP-GS	AB	R	H	2B	3B	HR	RBI	TB	SLG%	BB	HBP	SO	GDP	OB%	SF	SH	SB-SBA	PO	A	E	FLD%
Jessica Dugas	.639	13-13	36	12	23	0	0	0	8	23	.639	4	0	2	0	.675	0	1	5-7	6	0	0	1.000
Caschjen Atagi	.417	13-13	36	11	15	3	0	5	20	33	.917	7	1	3	0	.511	1	0	0-0	11	23	0	1.000
Carly Duckworth	.387	13-13	31	14	12	2	0	2	7	20	.645	7	2	6	0	.525	0	1	1-2	6	0	1	.857
JC Clayton	.375	13-13	32	8	12	0	1	0	8	14	.438	8	0	3	0	.500	0	1	3-4	15	19	1	.971
Delaney Willard	.351	13-13	37	9	13	3	0	1	12	19	.514	3	2	7	0	.419	1	0	1-1	2	0	1	.667
Madisen Robb	.333	7-2	9	4	3	1	0	1	5	7	.778	2	2	3	0	.538	0	0	0-0	2	2	0	1.000
Tiffany Messerschmidt	.303	12-11	33	11	10	1	0	0	4	11	.333	5	1	9	0	.410	0	3	0-0	0	0	0	.000
Jessica Fitu	.297	13-13	37	9	11	2	1	3	21	24	.649	3	3	7	0	.395	0	0	1-1	73	16	2	.978
Stacie Graham	.242	13-13	33	7	8	1	0	1	5	12	.364	3	3	5	0	.359	0	0	1-1	87	6	2	.979
Kriisti Delahoussaye	.242	13-13	33	16	8	1	0	1	12	12	.364	16	0	3	1	.471	2	1	4-4	29	32	2	.968
Alexandra Hudson	1.000	9-0	2	2	2	1	0	1	3	6	3.000	0	0	0	0	1.000	0	0	0-0	2	0	0	1.000
Krista Hicks	.500	6-0	4	4	2	0	1	0	0	4	1.000	1	0	0	1	.600	0	0	0-0	1	2	0	1.000
Jenna Engel	.333	4-0	3	0	1	0	0	0	1	1	.333	0	0	0	0	.333	0	0	0-0	3	0	0	1.000
Lacey Millett	.000	9-0	0	5	0	0	0	0	0	0	.000	0	0	0	0	.000	0	0	3-3	0	0	0	.000
Katie Manuma	.000	1-0	0	0	0	0	0	0	0	0	.000	1	0	0	0	1.000	0	0	0-0	0	0	0	.000
Totals	.368	13-13	326	112	120	15	3	15	106	186	.571	60	14	48	2	.480	4	7	19-23	238	107	9	.975
Opponents	.222	13-13	284	18	63	7	1	5	17	87	.306	36	1	77	5	.312	0	3	4-12	224	105	12	.965

LOB - Team (75), Opp (68). DPs turned - Team (6), Opp (4).

Player	ERA	W-L	APP	GS	CG	SHO	CBO	SV	IP	H	R	ER	BB	SO	2B	3B	HR	AB	B/Avg	WP	HBP	BK	SFA	SHA
Tori Almond	0.62	2-0	3	2	1	1	1	0	11.1	9	1	1	4	10	0	0	1	43	.209	2	0	0	0	0
Paige Affleck	1.18	9-2	11	11	6	2	3	0	65.1	51	13	11	30	62	7	1	4	230	.222	1	0	0	0	3
Hannah Howell	10.50	0-0	5	0	0	0	2	1	2.2	3	4	4	2	5	0	0	0	11	.273	0	1	0	0	0
Totals	1.41	11-2	13	13	7	6	3	1	79.1	63	18	16	36	77	7	1	5	284	.222	3	1	0	0	3
Opponents	9.56	2-11	13	13	5	1	0	0	74.2	120	112	102	60	48	15	3	15	326	.368	12	14	0	4	7

PB - Team (2), FITU 2, Opp (3). Pickoffs - Team (3), FITU 3.

QUICK FACTS

Location:.....Fresno, Calif.
Joined WAC:.....July 1, 1992
Enrollment:.....21,389
Founded:.....1911
Nickname:.....Bulldogs
Colors:.....Bulldog Red and Blue
President:.....Dr. John D. Welty
Athletics Director:.....Thomas Boeh
Athletic Department:.....(559) 244-5641
Ticket Office:.....(559) 278-3647
Web Site:.....gobulldogs.com

SPORTS INFORMATION

DirectorRyan Reggiani
Softball ContactJason Clay
Office Number(559) 278-2509
Clay's Cell Number(559) 287-3304
Clay's E-Mailjaclay@csufresno.edu
Fax Number(559) 278-4689
Press Box(559) 278-7543

SOFTBALL FACTS

Head CoachMargie Wright
Softball Office(559) 278-4453
Program Record... 1,526-547-1 (.736), 34 years
All-Time WAC Record... 336-82 (.804), 19 years
WAC Regular-Season Titles...10 ('96, '98-02, '04-06, '09)
WAC Tournament Titles 3 (1999, '07, '09)
2011 Record.....35-19 (.648)
2011 WAC Record 15-6 (T-2nd)
StadiumBulldog Diamond (3,288)
Stadium Record408-83 (.831), 16 years
NCAA Appearances30 (1982-2011)
NCAA Record89-61 (.593)
Letterwinners Returning/Lost 11/6
Starters Returning/Lost5/4

MEDIA OUTLETS

Associated PressJuliana Barbassa
 Office: (559) 264-3009..... FAX: (559) 255-4450

Fresno BeeJeff Davis
 Office: (559) 441-6379..... FAX: (559) 441-6070

The Collegian (Campus)
 Office: (559) 278-2486..... FAX: (559) 278-2679

BULLDOG BITS

- In 30 years of NCAA Division I softball, Fresno State is the nation's second-winningest program with an all-time record of 1,442-490-1 (.746) – ahead of UCLA, Florida State, California, Michigan, Cal State Fullerton, Texas A&M and Oklahoma.
- Fresno State remains the only Division I program to have qualified for all 30 NCAA Tournaments after reaching the Stanford Regional last season when the 'Dogs finished with a 35-19 record.
- Fresno State is third all-time in NCAA Tournament wins (89) and World Series appearances (12) and fourth in consecutive WCWS showings (6).
- With 34 consecutive winning seasons, Fresno State appeared in the national polls for the 29th consecutive season in 2011. The 'Dogs have been ranked in 254 of the 313 weekly polls since 1983.
- Fresno State boasts 55 NCAA All-Americans since 1982 and 18 Academic All-Americans since 1985.
- Michelle Moses became the first Bulldog to hit for the cycle last season, doing so in the first game of a doubleheader against Sacramento State on Feb. 12, 2011.
- The 'Dogs hit three grand slams in 2011, giving the program 21 since 2000. In all, Fresno State hit 32 homers last season, which ranks seventh-best in single-season school history.

2012 SCHEDULE

Date	Opponent	Time
Feb. 9	!Toledo	7 p.m.
Feb. 10	!North Dakota State	7 p.m.
Feb. 11	!UC Riverside	2 p.m.
Feb. 11	!Sacramento State	4:15 p.m.
Feb. 12	!Long Beach State	2 p.m.
Feb. 14	Pacific	6 p.m.
Feb. 18	Santa Clara	1 p.m.
Feb. 18	Cal State Fullerton	3:30 p.m.
Feb. 19	Cal State Fullerton	1 p.m.
Feb. 19	Santa Clara	3:30 p.m.
Feb. 23	@vs. Iowa State	10:30 a.m.
Feb. 23	@vs. Arizona	1 p.m.
Feb. 24	@vs. Ohio State	10 a.m.
Feb. 24	@vs. Iowa	12:30 p.m.
Feb. 25	@vs. UCLA	12:30 p.m.
March 2	#vs. Cal State Northridge	2 p.m.
March 2	#at San Diego State	4:30 p.m.
March 3	#vs. Saint Joseph's	11:15 a.m.
March 3	#at San Diego	4:30 p.m.
March 4	#vs. Charlotte	9 a.m.
March 9	\$Connecticut	4:30 p.m.
March 9	\$Oregon	7 p.m.
March 10	\$Purdue	3:15 p.m.
March 10	\$Connecticut	5:30 p.m.
March 11	\$California	3 p.m.
March 11	\$Butler	5 p.m.
March 13	Butler	6 p.m.
March 13	Purdue	8 p.m.
March 15	%vs. Virginia	5:30 p.m.
March 15	%vs. DePaul	7:30 p.m.

Date	Opponent	Time
March 16	%vs. Arizona State	11 a.m.
March 16	%vs. Louisiana-Lafayette	3:30 p.m.
March 17	%vs. Penn State	3:30 p.m.
March 19	Cal Poly (DH)	3 p.m.
March 23	*at Nevada	3 p.m.
March 24	*at Nevada (DH)	1 p.m.
March 27	UC Santa Barbara	6 p.m.
March 30	*Brigham Young	6 p.m.
March 31	*Brigham Young (DH)	1 p.m.
April 4	UNLV (DH)	5 p.m.
April 6	*Utah State	6 p.m.
April 7	*Utah State (DH)	1 p.m.
April 13	*at San Jose State	3 p.m.
April 14	*at San Jose State (DH)	noon
April 20	*New Mexico State	6 p.m.
April 21	*New Mexico State (DH)	1 p.m.
April 27	*at Hawai'i	6 p.m.
April 28	*at Hawai'i (DH)	2 p.m.
May 4	*Louisiana Tech	6 p.m.
May 5	*Louisiana Tech (DH)	1 p.m.
May 9-12	WAC Tournament (Las Cruces, N.M.)	

! - Fresno State Kick-Off (Fresno, Calif.)
 @Cathedral City Classic (Cathedral City, Calif.)
 #San Diego Classic I (San Diego, Calif.)
 \$ - Bayer Cropscience Classic (Fresno, Calif.)
 % - Judi Garman Classic (Fullerton, Calif.)
 *WAC game
 All times local/subject to change

BULLDOG ADMINISTRATION



Dr. John D. Welty
President



Dr. Dawn Lewis
Faculty Representative



Thomas Boeh
Athletics Director



Betsy Mosher
Deputy Athletics Director/SWA



Jason Clay
Softball SID



MARGIE WRIGHT

Alma Mater: Illinois State, 1974
Overall Record: 1,421-519-3/32 years
School Record: 1,258-427-1/26 years
WAC Record: 336-82 (.804)
Playing Career: Illinois State, 1971-74
 (Pitcher)

HEAD COACH FILE

- Margie Wright has led Fresno State to the NCAA Tournament in each of her 26 seasons at the school.
- She won a national championship in 1998 and has led Fresno State to the WCWS 10 times.
- Wright was the first softball coach and 24th overall in NCAA Division I history, regardless of sport, to amass 1,000 Division I career victories. The first coach ever to tally 1,400 fastpitch wins, she owns an impressive 26-year school mark of 1,258-427-1 (.747) and a 32-year career record of 1,421-519-3 (.732).
- She has coached 53 All-Americans, 16 Academic All-Americans, four NCAA Postgraduate Scholarship Award winners, four Honda Awards Program softball finalists, 16 NCAA individual and 11 NCAA team statistical champions, eight professionals, 15 Olympians, two NCAA Top VIII Award winners and two No. 1 professional draft picks.
- Wright captured her 1,400th career victory last spring and is 14 games shy of coaching her 1,700th game at Fresno State, 42 games shy of capturing 1,300 victories at Fresno State and 57 shy of coaching her 2,000th career game as she enters her 33rd year overall.
- Has garnered region coach of the year honors seven times and was the National Coach of the Year in 1998. Has been named the conference coach of the year 10 times at Fresno State, six of which have come in the WAC.



ASSISTANT COACHES



Marcie Green
Fresno State '94
 9th Year



Jan Winslow
Saint Louis '98
 6th Year

2011 RESULTS

Date	Opponent	Score
Feb. 12	Sacramento State	W, 5-4 (11)
Feb. 12	Sacramento State	W, 7-4
Feb. 18	!vs. No. 8 Missouri	W, 6-3
Feb. 25	@vs. Virginia	W, 4-1
Feb. 25	@vs. No. 19 Oklahoma State	W, 4-3
Feb. 26	@vs. Syracuse	L, 3-4
Feb. 27	@vs. Massachusetts	W, 7-5
March 4	#vs. Brigham Young	W, 7-3
March 4	#at San Diego State	W, 2-1
March 5	#vs. No. 25 Houston	L, 3-4
March 5	#vs. Long Beach State	L, 5-6
March 6	#vs. Baylor	L, 1-4
March 10	\$Idaho State	W, 1-0
March 11	\$Bradley	W, 2-0
March 11	\$Idaho State	W, 5-1
March 12	\$Drake	W, 2-1
March 12	\$Troy	W, 2-1
March 13	%No. 11 California	L, 2-6
March 15	Bradley	W, 3-2
March 17	%vs. No. 4 Washington	L, 0-10 (6)
March 17	%vs. Penn State	L, 0-1
March 18	%vs. Illinois	W, 3-2
March 18	%vs. No. 12 Texas	L, 2-9
March 19	%vs. No. 5 Michigan	W, 3-1
March 25	*at Louisiana Tech	W, 2-0
March 26	*at Louisiana Tech	W, 10-1
March 26	*at Louisiana Tech	W, 2-1 (9)
April 1	*No. 20 Hawai'i - ESPNU	W, 5-0
April 2	*No. 20 Hawai'i	W, 2-1
April 2	*No. 20 Hawai'i	W, 2-0
April 5	at Pacific	L, 4-5 (11)
April 8	*at New Mexico State	W, 9-1 (5)
April 9	*at New Mexico State	L, 2-10 (5)
April 9	*at New Mexico State	L, 1-9 (6)
April 15	*San Jose State	W, 4-2
April 16	*San Jose State	W, 2-1 (9)
April 16	*San Jose State	W, 6-1
April 22	*at Utah State	W, 5-3
April 22	*at Utah State	W, 7-1
April 23	*at Utah State	W, 16-12
April 29	*at Boise State	L, 3-4
April 30	*at Boise State	L, 2-3
April 30	*at Boise State	L, 9-12
May 6	*Nevada	W, 7-3
May 7	*Nevada	L, 4-8
May 7	*Nevada	W, 5-0
May 11	&No. 6 Louisiana Tech	L, 0-2
May 12	&No. 4 Hawai'i	W, 2-1
May 13	&No. 6 Louisiana Tech	W, 1-0
May 13	&No. 2 Boise State	W, 3-2
May 14	&No. 1 New Mexico State	L, 0-5
May 20	^vs. No. 16 Nebraska	W, 1-0 (10)
May 21	^at No. 11 Stanford	L, 1-3
May 21	^vs. No. 16 Nebraska	L, 0-5

! - San Diego State Classic (San Diego, Calif.)
 @ - Cathedral City Classic (Cathedral City, Calif.)
 # - Campbell/Cartier Classic (San Diego, Calif.)
 \$ - Bayer CropScience Classic (Fresno, Calif.)
 % - Judi Garman Classic (Fullerton, Calif.)
 * - WAC game
 & - WAC Tournament (Fresno, Calif.)
 ^ - NCAA Tournament (Stanford, Calif.)

ABOUT THE WAC • THE SCHOOLS • WAC RECORDS AND HISTORY

FRESNO STATE TOP PLAYERS AND ROSTER



MICHELLE MOSES
RHP/1B, 5-9, Sr.

Third team All-America selection by Easton ... earned NFCA All-West Region second team honors and first team all-WAC honors for the second-straight season ... was twice named the WAC Hitter of the Week and once the WAC Pitcher of the Week after throwing a no-hitter against No. 20 Hawai'i ... won five games over Top 25 teams ... became the first player in program history to hit for the cycle.

CAREER STATISTICS

Year	G-GS	AB	R	H	RBI	Avg.
2009	58-58	175	22	39	37	.223
2010	62-62	191	48	67	57	.351
2011	52-52	163	28	41	39	.252
Total	172-172	529	98	147	133	.278

Year	W-L	S	ERA	IP	K	BB
2009	0-2	0	7.70	10.0	12	7
2010	12-3	2	2.07	131.2	155	50
2011	16-12	2	2.50	198.2	224	67
Total	28-17	4	2.49	340.1	391	124



ANDREA ORTEGA
RHP/1B, 5-9, Jr.

Named first team all-WAC last season after starting in 53 of 54 games in the outfield ... was second on the team with a .298 batting average and 23 RBI ... was second on the team with five multiple-RBI games and third with 12 multiple-hit games ... went 4-for-5 at the plate on April 16 in the first game of a doubleheader against San Jose State, where she scored the game-winning run in the ninth inning ... as a sophomore in 2010, one of four Bulldogs to play 60 or more games ... redshirted the 2009 season after suffering an injury vs. Maryland at the Cathedral City Classic on Feb. 20 ... as a freshman in 2008, played in 49 games, starting 36.

CAREER STATISTICS

Year	G-GS	AB	R	H	RBI	Avg.
2008	49-36	114	16	39	23	.342
2009	6-6	15	1	4	3	.267
2010	61-59	182	33	59	26	.324
2011	53-53	151	22	45	23	.298
Total	169-154	462	72	147	75	.318



BROOKE ORTIZ
C, 5-5, Sr.

Second team all-WAC selection ... named to the Academic all-WAC team and the NFCA Scholar-Athlete Team ... one of two players on the team to start all 54 games, as she made 25 starts at second base and 29 at third ... led the team with a .315 batting average and 52 hits ... hit five doubles and scored 25 runs on the year ... her two triples tied for the third-most in the WAC ... drove in 11 runs on the season, two of which came in a 5-0 win over Nevada on May 7 when she was 3-for-3 with a double and one run scored ... led the team with 16 multiple-hit games ... her 11 stolen bases ranked seventh in the WAC.

CAREER STATISTICS

Year	G-GS	AB	R	H	RBI	Avg.
2011	54-54	165	25	51	11	.309
Total	54-54	165	25	51	11	.309

2012 ROSTER

No.	Name	Pos.	B/T	Ht.	Yr.	Hometown (Last School)
11	Kiley Shae Aldridge	LHP	L/L	5-8	Fr.	Lompoc, Calif. (Arizona)
32	Stesha Brazil	C/IF	R/R	5-10	So.	Turlock, Calif. (Houston)
24	Taylor Green	C/IF	R/L	5-7	Fr.	Chino Hills, Calif. (Ruben S. Ayala)
35	Kaitlin Griffin	C	R/R	5-5	Sr.	Northport, Ala. (Tuscaloosa County)
15	Rebecca Hall	OF	L/L	5-6	Sr.	Surrey, British Columbia (Miami Dade)
14	Destinee' Levesque	RHP/IF	R/R	5-9	Fr.	Sparks, Nev. (Edward C. Reed)
12	Alexis Lujan	OF/IF	R/R	5-6	Sr.	Fresno, Calif. (Bullard)
42	Vonnie Martin	IF	R/R	5-5	So.	Plano, Texas (Plano)
3	Kelly Megee	IF	R/R	5-11	Fr.	Riverside, Calif. (Martin Luther King)
6	Mackenzie Mendonca	OF	R/R	5-6	Jr.	Tulare, Calif. (College of the Sequoias)
4	Courtney Moore	OF	R/R	5-5	Sr.	El Sobrante, Calif. (Mississippi State)
25	Michelle Moses	RHP/UT	R/R	5-9	Sr.	Paso Robles, Calif. (Paso Robles)
5	Brenna Moss	OF/IF	L/R	5-7	Fr.	Bakersfield, Calif. (North)
28	Caitlin Neal	C/IF	R/R	5-7	Fr.	Pleasanton, Calif. (Foothill)
45	Mackenzie Oakes	RHP	R/R	5-8	Sr.	Bakersfield, Calif. (Stockdale)
31	Andrea Ortega	OF/IF	R/R	5-4	Sr.	Scottsdale, Ariz. (Coronado)
10	Brooke Ortiz	IF	L/R	5-7	So.	Lodi, Calif. (Lodi)
41	Kaylan Pollard	OF	R/R	5-8	Sr.	Rescue, Calif. (Ponderosa)
13	Diane Runge	OF	L/R	5-2	Jr.	Clovis, Calif. (Buchanan)
40	Maria Sio	IF	R/R	5-7	Fr.	Lake Forest, Calif. (Laguna Hills)
21	Michelle Solomon	IF/OF	R/R	5-6	Fr.	Beaumont, Calif. (Redlands)

Head Coach: Margie Wright
Assistant Coaches: Marcie Green, Jan Winslow
Volunteer Coach: Jody Williamson

TEAM PROFILE

Key Returnees	BA	Hits	RBI
Michelle Moses	.252	41	39
Andrea Ortega	.298	45	23
Brooke Ortiz	.309	51	11

Key Pitchers	ERA	W-L	K
Michelle Moses	2.50	16-12	224
Mackenzie Oakes	2.49	18-7	85

Key Losses	BA	Hits	RBI
Nicole Angene	.215	29	15
Haley Gilleland	.290	51	16
Caitlin Stiglich	.248	37	21

BULLDOG DIAMOND



BRIGHAM YOUNG • FRESNO STATE • HAWAII • LOUISIANA TECH • NEVADA • NEW MEXICO STATE • SAN JOSE STATE • UTAH STATE

FRESNO STATE 2011 STATISTICS AND RESULTS

All Games: 35-19

Home: 18-4

Road: 8-7

Neutral: 9-8

Player	AVG	GP-GS	AB	R	H	2B	3B	HR	RBI	TB	SLG%	BB	HBP	SO	GDP	OB%	SF	SH	SB-SBA	PO	A	E	FLD%
Brooke Ortiz	.309	54-54	165	25	51	5	2	0	11	60	.364	11	0	38	0	.352	0	8	11-15	85	108	12	.941
Andrea Ortega	.298	53-53	151	22	45	6	1	4	23	65	.430	19	2	17	1	.379	2	2	1-1	73	1	5	.937
Haley Gilleland	.290	54-54	176	30	51	7	3	0	16	64	.364	16	5	27	1	.365	0	7	27-31	98	108	13	.941
Michelle Moses	.252	52-52	163	28	41	6	2	12	39	87	.534	15	3	43	2	.321	3	1	1-1	250	33	1	.996
Caitlin Stiglich	.248	52-50	149	10	37	6	0	3	21	52	.349	12	1	12	1	.305	2	5	0-0	269	16	3	.990
Demi Walker	.238	48-47	130	13	31	3	0	2	10	40	.308	7	2	31	1	.288	0	3	8-11	56	3	2	.967
Nicole Angene	.215	52-52	135	14	29	2	0	7	15	52	.385	18	3	40	1	.318	1	3	0-0	106	66	6	.966
Courtney Moore	.213	49-49	141	13	30	6	0	3	14	45	.319	5	10	29	1	.283	3	5	0-0	0	0	0	.000
Rebecca Hall	.202	44-42	109	19	22	2	1	0	8	26	.239	14	0	36	0	.293	0	5	0-0	27	1	4	.875
Diane Runge	.292	37-7	24	14	7	0	0	0	2	7	.292	2	0	3	0	.346	0	1	4-4	2	0	0	1.000
Alexis Lujan	.188	9-4	16	2	3	2	0	0	0	5	.313	1	1	6	0	.278	0	0	0-0	1	0	0	1.000
Vonnie Martin	.125	6-1	8	0	1	0	0	0	0	1	.125	0	0	3	0	.125	0	0	0-0	0	0	0	.000
Rebecca Walker	.115	31-29	26	1	3	0	0	1	3	6	.231	5	0	10	0	.250	1	3	1-2	72	38	3	.973
Kaylan Pollard	.100	27-11	20	5	2	0	0	0	1	2	.100	1	4	8	0	.280	0	0	1-1	7	0	0	1.000
Kaitlin Griffin	.000	18-14	1	0	0	0	0	0	0	0	.000	0	0	1	0	.000	0	0	0-0	96	4	1	.990
Totals	.250	54-54	1414	196	353	45	9	32	163	512	.362	126	31	304	8	.322	12	43	54-66	1143	433	54	.967
Opponents	.234	54-54	1450	172	340	40	6	37	155	503	.347	142	15	317	17	.309	4	28	38-46	1096	414	72	.954

LOB - Team (334), Opp (324). DPs turned - Team (26), Opp (17). IBB - Team (3), Moses, M 2, Angene, N 1. Picked off - Walker, D 1.

Player	ERA	W-L	APP	GS	CG	SHO	CBO	SV	IP	H	R	ER	BB	SO	2B	3B	HR	AB	B/Avg	WP	HBP	BK	SFA	SHA
Mackenzie Oakes	2.49	18-7	31	21	15	3	0	1	163.0	165	82	58	61	85	14	0	10	642	.257	6	5	0	2	15
Michelle Moses	2.50	16-12	36	32	20	5	0	2	198.2	155	81	71	67	224	22	6	25	736	.211	5	10	2	2	13
Nicole Angene	1.84	1-0	6	1	1	0	0	0	19.0	18	6	5	10	8	4	0	2	70	.257	1	0	0	0	0
Ashley Cox	63.00	0-0	1	0	0	0	0	0	0.1	2	3	3	4	0	0	0	0	2	1.000	0	0	0	0	0
Totals	2.52	35-19	54	54	36	8	0	3	381.0	340	172	137	142	317	40	6	37	1450	.234	12	15	2	4	28
Opponents	2.97	19-35	54	54	33	5	0	0	365.1	353	196	155	126	304	45	9	32	1414	.250	14	31	4	12	43

PB - Team (3), Stiglich, C 3, Opp (7). Pickoffs - Team (0), Opp (1). SBA/ATT - Stiglich, C (29-34), Moses, M (17-20), Oakes, M (15-19), Griffin, K (9-12), Angene, N (6-7).

WAC Games: 15-6

Home: 10-2

Road: 5-4

Player	AVG	GP-GS	AB	R	H	2B	3B	HR	RBI	TB	SLG%	BB	HBP	SO	GDP	OB%	SF	SH	SB-SBA	PO	A	E	FLD%
Andrea Ortega	.379	21-21	66	15	25	3	0	2	12	34	.515	7	1	3	0	.446	0	1	1-1	30	0	2	.938
Brooke Ortiz	.333	21-21	69	13	23	4	1	0	7	29	.420	5	0	15	0	.378	0	0	3-4	34	35	6	.920
Nicole Angene	.321	21-21	56	11	18	1	0	5	13	34	.607	9	2	12	0	.426	1	0	0-0	58	15	2	.973
Michelle Moses	.295	19-19	61	13	18	4	1	4	19	36	.590	9	2	10	0	.397	1	0	0-0	56	7	0	1.000
Demi Walker	.294	18-17	51	8	15	2	0	1	5	20	.392	2	0	11	0	.321	0	0	1-2	21	1	1	.957
Caitlin Stiglich	.283	20-20	60	6	17	5	0	1	10	25	.417	6	0	4	0	.343	1	3	0-0	107	7	1	.991
Haley Gilleland	.268	21-21	71	14	19	0	2	0	4	23	.324	6	1	12	1	.333	0	6	12-14	35	38	5	.936
Courtney Moore	.196	18-18	51	6	10	3	0	0	5	13	.255	3	3	11	1	.271	2	2	0-0	0	0	0	.000
Diane Runge	.353	16-5	17	7	6	0	0	0	2	6	.353	1	0	1	0	.389	0	1	0-0	2	0	0	1.000
Kaylan Pollard	.222	12-6	9	2	2	0	0	0	1	2	.222	1	0	3	0	.300	0	0	1-1	4	0	0	1.000
Rebecca Hall	.200	15-15	45	9	9	1	1	0	3	12	.267	5	0	11	0	.280	0	1	0-0	9	0	1	.900
Rebecca Walker	.200	14-13	15	1	3	0	0	1	3	6	.400	4	0	5	0	.350	1	2	1-2	29	22	1	.981
Vonnie Martin	.000	3-0	3	0	0	0	0	0	0	0	.000	0	0	1	0	.000	0	0	0-0	0	0	0	.000
Alexis Lujan	.000	3-0	2	0	0	0	0	0	0	0	.000	0	1	2	0	.333	0	0	0-0	0	0	0	.000
Kaitlin Griffin	.000	6-4	0	0	0	0	0	0	0	0	.000	0	0	0	0	.000	0	0	0-0	40	1	0	1.000
Totals	.286	21-21	576	105	165	23	5	14	84	240	.417	58	10	101	2	.358	6	16	19-24	425	140	22	.963
Opponents	.227	21-21	543	73	123	10	3	20	66	199	.366	54	7	127	8	.304	2	5	16-20	415	156	38	.938

LOB - Team (146), Opp (113). DPs turned - Team (11), Opp (7). IBB - Team (3), Moses, M 2, Angene, N 1.

Player	ERA	W-L	APP	GS	CG	SHO	CBO	SV	IP	H	R	ER	BB	SO	2B	3B	HR	AB	B/Avg	WP	HBP	BK	SFA	SHA
Michelle Moses	2.53	9-3	14	12	10	3	0	2	77.1	51	31	28	21	94	5	3	11	280	.182	3	5	0	1	2
Mackenzie Oakes	3.27	6-3	10	9	5	1	0	0	60.0	67	38	28	28	33	5	0	8	246	.272	1	2	0	1	3
Nicole Angene	1.75	0-0	3	0	0	0	0	0	4.0	3	1	1	1	0	0	0	1	15	.200	0	0	0	0	0
Ashley Cox	63.00	0-0	1	0	0	0	0	0	0.1	2	3	3	4	0	0	0	0	2	1.000	0	0	0	0	0
Totals	2.96	15-6	21	21	15	4	0	2	141.2	123	73	60	54	127	10	3	20	543	.227	4	7	0	2	5
Opponents	4.05	6-15	21	21	10	0	0	0	138.1	165	105	80	58	101	23	5	14	576	.286	6	10	3	6	16

PB - Team (1), Stiglich, C 1, Opp (2). SBA/ATT - Stiglich, C (13-16), Oakes, M (8-10), Moses, M (6-8), Griffin, K (3-4), Angene, N (2-2).

HAWAI'I RAINBOW WAHINE

QUICK FACTS

Location:..... Honolulu, Hawai'i
Joined WAC:..... July 1, 1979
Enrollment:..... 20,000
Founded:..... 1907
Nickname:..... Rainbow Wahine
Colors:..... Green, Black, White and Silver
Chancellor:..... Virginia S. Hinshaw
Athletics Director:..... Jim Donovan
Athletic Department:..... (808) 956-7301
Ticket Office:..... (808) 956-4482
Web Site:..... hawaiiathletics.com

SPORTS INFORMATION

Director Derek Inouchi
Softball Contact Kara Nishimura
Office Number (808) 956-5087
Nishimura's Cell Number (808) 497-0638
Nishimura's E-Mail karakn@hawaii.edu
Fax Number (808) 956-4470

SOFTBALL FACTS

Head Coach Bob Coolen
Softball Office (808) 956-4506
Program Record 865-620-1 (.582), 27 years
All-Time WAC Record ... 221-105 (.678), 15 years
WAC Regular-Season Titles ... 3 (2003, '07, '10)
WAC Tournament Titles 1 (2010)
2011 Record 37-18 (.673)
2011 WAC Record 14-7 (4th)
Stadium Rainbow Wahine Softball Stadium (1,200)
Stadium Record 267-113 (.703), 13 years
NCAA Appearances 9
 (1994, '95, '98, '99, '01, '03, '07, '08, '10)
NCAA Record 23-19 (.548)
Letterwinners Returning/Lost 16/5
Starters Returning/Lost 8/3

MEDIA OUTLETS

Associated Press Jaymes Song
 Office: (808) 533-2422..... FAX: (808) 531-1213

Honolulu Star-Advertiser Jason Kaneshiro
 Office: (808) 529-4323..... FAX: (808) 529-4787

Ka Leo (Campus) Russell Rolentino
 Office: (808) 956-3215..... FAX: (808) 956-9962

RAINBOW WAHINE BITS

- Hawai'i looks to build upon last year's 37-18 overall record and 14-7 WAC mark.
- Hawai'i returns 16 letterwinners, including seven starters – Alex Aguirre (LF), Kelly Majam (CF), Sharla Kliebenstein (C/OF), Jessica Iwata (SS) Dara Pagaduan (UTL), Sarah Robinson (UTL), Stephanie Ricketts (PHP) and Kaia Parnaby (LHP) – from last year's team while welcoming seven newcomers.
- The 2012 Rainbow Wahine are led by two-time defending WAC Player of the Year Jessica Iwata and two-time defending WAC Pitcher of the Year Stephanie Ricketts. Both also earned Easton All-America honors and were selected to the NFCA All-West Region Team.
- Hawai'i's pitchers combined for a 1.59 team ERA last year, which was ranked 12th amongst the NCAA Division I teams. The staff's main two pitchers – Stephanie Ricketts and Kaia Parnaby – return for their senior and junior seasons, respectively. Ricketts became UH's all-time strikeout leader while posting a 22-11 record. Parnaby went 12-6 and threw a perfect game.
- The Rainbow Wahine face 10 teams that advanced to the NCAA Tournament last year, including 2011 Women's College World Series team California and Super Regional team Texas A&M. Their non-conference schedule features 21 teams from 14 different conferences.

2012 SCHEDULE

Date	Opponent	Time	Date	Opponent	Time
Feb. 9	!Seattle U.	6 p.m.	March 14	%Marist (OCSports)	6:30 p.m.
Feb. 10	!UMKC	6 p.m.	March 15	%California	6:30 p.m.
Feb. 10	!DePaul	8 p.m.	March 16	%Texas A&M	6:30 p.m.
Feb. 11	!TBD	11 a.m.	March 17	%Winthrop	4 p.m.
Feb. 11	!TBD	1 p.m.	March 23	*San Jose State (OCSports)	6 p.m.
Feb. 11	!Consolation Game	3 p.m.	March 24	*San Jose State (DH) (OCSports)	2 p.m.
Feb. 11	!Championship Game	5 p.m.	March 30	*at New Mexico State	6 p.m.
Feb. 13	UMKC (OCSports)	6 p.m.	March 31	*at New Mexico State (DH)	4 p.m.
Feb. 16	@vs. Memphis	7:30 p.m.	April 3	at Utah	4 p.m.
Feb. 17	@vs. Portland State	11:15 a.m.	April 4	at Utah Valley	5 p.m.
Feb. 17	@vs. UC Riverside	3:45 p.m.	April 6	*at Brigham Young	6 p.m.
Feb. 18	@vs. Cal State Northridge	3:45 p.m.	April 7	*at BYU (DH) (BYUtv)	1:30 p.m.
Feb. 18	@vs. Idaho State	6 p.m.	April 13	*Louisiana Tech	6 p.m.
Feb. 19	at UNLV	1:30 p.m.	April 14	*Louisiana Tech (DH)	2 p.m.
March 2	#Radford	6 p.m.	April 20	*at Nevada	3 p.m.
March 3	#UC Santa Barbara	3 p.m.	April 21	*at Nevada (DH)	1 p.m.
March 3	#Florida State	5 p.m.	April 27	*Fresno State (OCSports)	6 p.m.
March 4	#TBD	10 a.m.	April 28	*Fresno State (DH) (OCSports)	2 p.m.
March 4	#TBD	noon	May 5	*at Utah State	2 p.m.
March 4	#Consolation Game	2 p.m.	May 6	*at Utah State (DH)	noon
March 4	#Championship Game	4 p.m.	May 9-12	WAC Tournament (Las Cruces, N.M.)	
March 6	Florida State (OCSports)	6 p.m.			
March 8	\$Radford	6 p.m.			
March 9	\$Marist	6 p.m.			
March 9	\$Robert Morris	8 p.m.	!Paradise Classic (Honolulu)		
March 10	\$\$Southern Illinois	4 p.m.	@Louisville Slugger Desert Classic (Las Vegas)		
March 11	\$TBD	10 a.m.	#Bank of Hawai'i Invitational Tournament (Honolulu)		
March 11	\$TBD	noon	\$Pepsi Malihini Kipa Aloha Tournament (Honolulu)		
March 11	\$TBD	2 p.m.	%Chevron Spring Fling Tournament (Honolulu)		
March 11	\$Championship Game	4 p.m.	*WAC game		
March 13	%Texas (OCSports)	6 p.m.	All times local/subject to change		

RAINBOW WAHINE ADMINISTRATION



Virginia Hinshaw
Chancellor



Peter Nicholson
Faculty Representative



Jim Donovan
Athletics Director



Marilyn Moniz-Kaho'ohanohano
Associate AD/SWA



Kara Nishimura
SID



BOB COOLEN

Alma Mater: Wesleyan, 1980
Overall Record: 826-539-1/25 years
School Record: 754-446-1/20 years
WAC Record: 221-105 (.678)
Playing Career: Wesleyan, 1977-80

HEAD COACH FILE

- Head coach Bob Coolen has amassed an overall career record of 826-539-1 in 25 years as a head coach. Coolen has posted a 754-446-1 record in his 20 years at the helm of the Rainbow Wahine program.
- Coolen has posted winning records in 18 of his 20 seasons at Hawai'i.
- He has led UH to four conference titles—three Western Athletic Conference crowns (2003, '07 and '10) and one Big West title in 1994.
- Coolen is the only UH softball head coach to guide the 'Bows to the NCAA Tournament. He has led the 'Bows to nine NCAA tourney appearances, two Super-Regionals, and one Women's College World Series.
- In his 20 seasons at UH, he has coached 16 All-Americans, 34 NFCA All-West Region players, and 56 all-conference players. Forty-three of his players have earned Academic all-WAC honors and 35 have been selected as NFCA scholar-athletes.
- Coolen is currently in the Top 30 amongst active coaches in victories.



ASSISTANT COACHES



Deidre Wisneski
Hawai'i '96
 15th Year



Kaulana Williams
Hawai'i '09
 3rd Year



Dickie Titcomb
 4th Year

2011 RESULTS

Date	Opponent	Score
Feb. 10	!Southern Utah	W, 9-1 (5)
Feb. 11	!UC Davis	W, 9-1 (6)
Feb. 11	!Texas State	W, 1-0 (8)
Feb. 12	!Southern Utah	W, 5-1
Feb. 12	!UC Davis	W, 8-0 (6)
Feb. 18	@vs. Utah	W, 8-7
Feb. 18	@vs. Long Beach State	W, 10-4
Feb. 19	@vs. No. 14 Oregon	L, 5-13 (5)
Feb. 19	@vs. No. 19 Stanford	W, 6-1
Feb. 20	@vs. CS Northridge	W, 12-3 (6)
Feb. 22	at UC Riverside	W, 2-0
Feb. 22	at UC Riverside	W, 9-1 (6)
Feb. 24	#vs. No. 6 Oklahoma	W, 4-1
Feb. 25	#vs. No. 18 Nebraska	L, 0-3
Feb. 25	#vs. Syracuse	L, 2-3
Feb. 26	#vs. Virginia	L, 4-6
March 5	\$\$South Dakota State	W, 6-0
March 5	\$Weber State	W, 6-0
March 6	\$\$St. Bonaventure	W, 8-0
March 6	\$Weber State	W, 5-1
March 11	%Longwood	L, 0-1
March 12	%Miami (Ohio)	W, 5-0
March 12	%South Dakota State	W, 9-0 (5)
March 13	%South Dakota State	W, 3-1
March 13	%Miami (Ohio)	W, 8-2
March 14	Longwood	W, 3-2
March 16	^Cleveland State	W, 2-1
March 17	^Brigham Young	L, 0-4
March 17	^Iona	L, 0-1 (9)
March 18	^No. 10 California	L, 1-3
March 19	^Brigham Young	L, 1-2
March 25	*Utah State	W, 5-2
March 26	*Utah State	W, 8-0 (6)
March 26	*Utah State	W, 2-0
April 1	*at Fresno State - ESPN	L, 0-5
April 2	*at Fresno State	L, 1-2
April 2	*at Fresno State	L, 0-2
April 8	*Nevada	W, 3-1
April 9	*Nevada	W, 8-1
April 9	*Nevada	W, 5-4
April 15	*at Louisiana Tech	W, 6-0
April 16	*at Louisiana Tech	W, 4-0
April 16	*at Louisiana Tech	L, 0-1
April 22	*Boise State	L, 1-2
April 23	*Boise State	L, 4-7
April 23	*Boise State	L, 2-3
April 29	*New Mexico State	W, 3-2 (10)
April 30	*New Mexico State	W, 5-4
April 30	*New Mexico State	W, 5-4
May 6	*at San Jose State	W, 8-0 (5)
May 7	*at San Jose State	W, 11-1 (5)
May 7	*at San Jose State	W, 3-1
May 11	&vs. No. 5 Utah State	W, 6-1
May 12	&vs. No. 1 New Mexico State	L, 4-5
May 12	&vs. No. 3 Fresno State	L, 1-2

! - Paradise Classic (Honolulu)
 @ - Louisville Slugger Desert Classic (Las Vegas)
 # - Cathedral City Classic (Cathedral City, Calif.)
 \$ - Bank of Hawaii Invitational (Honolulu)
 % - Pepsi Malihini Kipa Aloha Tournament (Honolulu)
 ^ - Chevron Spring Fling Tournament (Honolulu)
 * - WAC game
 & - WAC Tournament (Fresno, Calif.)

ABOUT THE WAC • THE SCHOOLS • WAC RECORDS AND HISTORY

HAWAI'I TOP PLAYERS AND ROSTER



JESSICA IWATA
SS, 5-4, Jr.

Started all 55 games while leading the Rainbow Wahine in batting average (.355), at-bats (169), hits (60), home runs (15), RBI (44), slugging percentage (.663) and on-base percentage (.447) ... also led UH with 13 multi-RBI games and 16 multi-hit games ... ended the season with her second-longest career hitting streak of nine games ... repeated as WAC Player of the Year after leading UH in conference games with a .429 batting average, five home runs and 22 RBI ... WAC Hitter of the Week for Feb. 14-20 ... ranked 40th nationally in home runs (15) and 45th in homers per game (0.27) ... earned Easton All-America honors and was selected to the NFCA All-West Region second team for the second year in a row.

CAREER STATISTICS

Year	G-GS	AB	R	H	RBI	Avg.
2010	64-61	207	65	76	58	.367
2011	55-55	169	43	60	44	.355
Total	119-116	376	108	136	102	.362



KELLY MAJAM
OF, 5-3, Jr.

Started all 55 games, ranking second on the team in on-base percentage (.426) and third in batting average (.290) and slugging percentage (.525) ... tallied 10 multi-hit games and six multi-RBI games ... named second-team all-WAC after hitting .319 with 14 runs, five doubles and three homers in conference action ... as a freshman, named Louisville-Slugger/NFCA second team All-American, ESPN.com All-American and NFCA West Region first team ... WAC Freshman of the Year and first team all-WAC honoree ... finished the season as the NCAA home run leader while setting WAC and UH single-season records with 30 ... MVP of the 2010 WAC Tournament ... UH's career leader in walks (78), ranks second in home runs (39) and fourth in runs (119).

CAREER STATISTICS

Year	G-GS	AB	R	H	RBI	Avg.
2010	66-66	210	81	84	60	.400
2011	55-55	162	38	47	25	.290
Total	121-121	372	119	131	85	.352



STEPHANIE RICKETTS
P/1B, 6-0, Sr.

Went 22-11 and posted single-season bests in ERA (1.58), complete games (30), shutouts (9) and strikeouts (250) while holding opponents to a .193 batting average ... named an Easton All-American ... repeated as WAC Pitcher of the Year ... named an NFCA Scholar-Athlete for the third time after also receiving the award as a freshman and sophomore ... named Academic all-WAC and NFCA All-West Region for the third time ... named first team all-WAC for the second straight season ... 2009 WAC Freshman of the Year ... UH career leader in strikeouts (589), ranks second in wins (74), third in appearances (127) and games started (107), fourth in innings pitched (712.1) and fifth in shutouts (23).

CAREER STATISTICS

Year	W-L	S	ERA	IP	K	BB
2009	22-11	0	1.78	239.2	178	48
2010	30-10	1	2.59	237.2	161	91
2011	22-11	0	1.52	235.0	250	69
Total	74-32	1	1.97	712.1	589	208

2012 ROSTER

No.	Name	Pos.	B/T	Ht.	Yr.	Hometown (Last School)
14	Alexandra Aguirre	OF/C	R/R	5-5	Sr.	Temple City, Calif. (Temple City)
7	Tara Anguiano	SS/2B	R/R	5-2	Jr.	Whittier, Calif. (Bishop Amat Memorial)
5	Brynne Buchanan	OF	L/R	5-3	Jr.	Thousand Oaks, Calif. (La Reina)
11	Jordan Burton	OF	R/R	5-4	Fr.	Escondido, Calif. (Mission)
25	Makani Duhaylonsod-Kaleimamahu	P/1B/DP	R/R	5-11	Sr.	Mililani, O'ahu (Mililani)
23	Jocelyn Enrique	INF	R/R	5-9	Jr.	Anahola, Kaua'i (Kapa'a)
1	Jessica Iwata	SS	R/R	5-4	Jr.	Lihu'e, Kaua'i (Kaua'i)
12	Jori Jasper	1B	R/R	5-9	So.	Lihu'e, Kaua'i (Kaua'i)
3	Sharla Kliebenstein	C/OF	R/L	5-8	So.	Oceanside, Calif. (El Camino)
27	Leisha Li'ilii	1B/P	L/L	5-11	Fr.	Kane'ohe, O'ahu (Castle)
26	Shannon Lum	1B	L/L	5-10	Sr.	Kane'ohe, O'ahu (Southern Utah)
00	Kelly Majam	OF	L/L	5-3	Jr.	Pine Valley, Calif. (Mountain Empire)
29	Kaile Nakao	2B/OF	R/R	5-4	So.	Santa Monica, Calif. (Santa Monica)
8	Dara Pagaduan	INF	R/R	5-4	Sr.	Kapolei, O'ahu (Kamehameha Schools)
4	Rachel Paragas	OF/2B	R/R	5-1	Sr.	West Covina, Calif. (St. John's)
16	Kaia Parnaby	P	L/L	5-6	Jr.	Bilgola Plateau, NSW, Australia (NBSC Freshwater)
17	Lauren Parnaby	C/OF	R/R	5-10	Fr.	Bilgola Plateau, NSW, Australia (Northern Beaches)
10	Stephanie Ricketts	1B/P	R/R	6-0	Sr.	San Jose, Calif. (Archbishop Mitty)
6	Stacy Rosengren	3B/2B	R/R	5-5	Fr.	Round Rock, Texas (Stony Point)
9	Sarah Robinson	P/1B	R/R	5-8	Sr.	Honolulu, O'ahu (Moanalua)
34	Keiko Sugihara	3B	R/R	5-10	Fr.	Skokie, Ill. (Niles North)
24	Kayla Wartner	C/1B	L/L	5-6	Fr.	Escondido, Calif. (Escondido)
20	Austin Wilkerson	C/3B	R/R	5-4	Fr.	Ferndale, Wash. (Sehome)
28	Jasmine Zamora	2B/OF	R/R	5-3	So.	Temecula, Calif. (Great Oak)

Head Coach: Bob Coolen

Associate Head Coach: Deirdre Wisneski

Assistant Coach: Kaulana Williams

Volunteer Assistant Coach: Dickie Titcomb

TEAM PROFILE

Key Returnees	BA	Hits	RBI
Alex Aguirre	.290	42	20
Jessica Iwata	.355	60	44
Kelly Majam	.290	47	25

Key Pitchers	ERA	W-L	K
Stephanie Ricketts	1.52	22-11	250
Kaia Parnaby	1.28	12-6	135

Key Losses	BA	Hits	RBI
Melissa Gonzalez	.284	46	20
Jenna Rodriguez	.307	51	29

RAINBOW WAHINE SOFTBALL STADIUM



HAWAI'I 2011 STATISTICS AND RESULTS

All Games: 37-18

Home: 23-7

Road: 7-5

Neutral: 7-6

Player	AVG	GP-GS	AB	R	H	2B	3B	HR	RBI	TB	SLG%	BB	HBP	SO	GDP	OB%	SF	SH	SB-SBA	PO	A	E	FLD%
Jessica Iwata	.355	55-55	169	43	60	5	1	15	44	112	.663	27	1	24	1	.447	0	0	5-6	52	101	13	.922
Jenna Rodriguez	.307	55-55	166	12	51	6	0	5	29	72	.434	13	0	10	1	.358	0	1	1-1	32	5	0	1.000
Kelly Majam	.290	55-55	162	38	47	11	0	9	25	85	.525	34	6	38	0	.426	2	0	3-3	41	2	0	1.000
Alex Aguirre	.290	54-54	145	30	42	3	0	6	20	63	.434	20	10	25	0	.411	0	2	12-13	44	2	4	.920
Melissa Gonzalez	.284	55-55	162	16	46	5	0	3	20	60	.370	12	0	19	0	.333	0	4	3-3	38	60	12	.891
Sharla Kliebenstein	.253	55-55	150	30	38	7	0	13	38	84	.560	20	5	45	2	.360	0	0	2-3	394	25	3	.993
Sarah Robinson	.250	44-39	112	13	28	3	1	2	16	39	.348	10	5	33	0	.339	0	1	1-2	264	18	5	.983
Stephanie Ricketts	.235	13-12	17	1	4	0	0	1	2	7	.412	2	1	8	1	.350	0	0	0-0	4	56	3	.952
Tara Anguiano	.222	9-3	9	4	2	0	0	0	0	2	.222	1	0	3	0	.300	0	0	1-1	0	0	0	.000
Jasey Jensen	.219	43-39	105	18	23	2	2	1	11	32	.305	5	4	24	0	.281	0	4	2-3	37	20	5	.919
Jocelyn Enrique	.143	13-4	21	1	3	0	0	0	3	3	.143	1	0	3	0	.174	1	0	0-0	4	0	0	1.000
Dara Pagaduan	.133	48-36	83	15	11	3	0	1	7	17	.205	10	0	28	0	.223	1	3	1-1	60	69	5	.963
Makani Duhaylonsod	.113	27-22	53	1	6	0	0	0	5	6	.113	1	1	13	2	.145	0	1	0-0	98	7	1	.991
Jazmine Zamora	.100	23-4	20	5	2	0	0	0	1	2	.100	2	1	8	0	.217	0	0	1-1	3	5	0	1.000
Shannon Lum	.100	8-3	10	1	1	0	0	0	1	1	.100	4	1	4	0	.400	0	0	0-0	0	0	0	.000
Kaile Nakao	.043	15-9	23	2	1	1	0	0	2	2	.087	6	1	8	0	.258	1	0	0-0	21	10	3	.912
Brynne Buchanan	.000	41-5	7	12	0	0	0	0	0	0	.000	0	0	4	0	.000	0	1	0-1	2	1	0	1.000
Rachel Paragas	.000	10-0	0	4	0	0	0	0	0	0	.000	0	0	0	0	.000	0	0	1-1	0	0	0	.000
Totals	.258	55-55	1414	246	365	46	4	56	224	587	.415	168	36	297	7	.351	5	17	33-39	1098	405	54	.965
Opponents	.195	55-55	1349	113	263	27	7	28	94	388	.288	109	13	395	9	.261	4	22	23-29	1052	384	62	.959

LOB - Team (345), Opp (289). DPs turned - Team (15), Opp (15). IBB - Team (1), Iwata, J. 1. Picked off - Majam, K. 1, Rodriguez, J. 1.

Player	ERA	W-L	APP	GS	CG	SHO	CBO	SV	IP	H	R	ER	BB	SO	2B	3B	HR	AB	B/Avg	WP	HBP	BK	SFA	SHA
Kaia Parnaby	1.28	12-6	20	17	15	4	0	1	114.2	77	31	21	33	135	8	3	10	425	.181	6	6	1	2	5
Stephanie Ricketts	1.52	22-11	38	38	30	9	0	0	235.0	166	70	51	69	250	16	4	15	858	.193	5	4	1	1	14
Jenna Rodriguez	4.71	3-1	7	0	0	0	0	0	16.1	20	12	11	7	10	3	0	3	66	.303	0	3	2	1	3
Totals	1.59	37-18	55	55	45	13	0	1	366.0	263	113	83	109	395	27	7	28	1349	.195	11	13	4	4	22
Opponents	4.11	18-37	55	55	25	7	0	1	350.2	365	246	206	168	297	46	4	56	1414	.258	27	36	3	5	17

PB - Team (7), Kliebenstein 7, Opp (6). Pickoffs - Team (0), Opp (2). SBA/ATT - Kliebenstein (23-28), Ricketts, S. (17-23), Parnaby, K. (6-6).

WAC Games: 14-7

Home: 9-3

Road: 5-4

Player	AVG	GP-GS	AB	R	H	2B	3B	HR	RBI	TB	SLG%	BB	HBP	SO	GDP	OB%	SF	SH	SB-SBA	PO	A	E	FLD%
Jessica Iwata	.429	21-21	63	14	27	3	0	5	22	45	.714	12	0	9	0	.520	0	0	2-3	23	32	4	.932
Kelly Majam	.319	21-21	69	14	22	5	0	3	9	36	.522	10	2	10	0	.415	1	0	2-2	17	0	0	1.000
Alex Aguirre	.314	20-20	51	9	16	0	0	2	6	22	.431	4	6	8	0	.426	0	0	5-5	18	0	1	.947
Jenna Rodriguez	.279	21-21	61	5	17	2	0	3	10	28	.459	9	0	2	0	.371	0	0	1-1	15	2	0	1.000
Melissa Gonzalez	.258	21-21	62	5	16	3	0	0	2	19	.306	4	0	7	0	.303	0	2	0-0	11	23	3	.919
Jasey Jensen	.211	20-19	57	10	12	1	1	1	7	18	.316	4	3	9	0	.297	0	2	1-1	24	18	1	.977
Sharla Kliebenstein	.158	21-21	57	6	9	2	0	3	9	20	.351	7	2	20	1	.273	0	0	1-1	145	9	0	1.000
Jocelyn Enrique	.250	3-0	4	1	1	0	0	0	1	1	.250	0	0	1	0	.200	1	0	0-0	4	0	0	1.000
Stephanie Ricketts	.182	8-7	11	1	2	0	0	1	1	5	.455	2	1	5	1	.357	0	0	0-0	0	20	1	.952
Dara Pagaduan	.172	17-12	29	5	5	0	0	0	3	5	.172	3	0	9	0	.242	1	1	1-1	18	27	1	.978
Makani Duhaylonsod	.160	11-10	25	0	4	0	0	0	5	4	.160	1	1	5	0	.222	0	1	0-0	53	4	1	.983
Sarah Robinson	.158	15-13	38	3	6	1	0	1	4	10	.263	2	1	11	0	.220	0	1	0-1	88	7	2	.979
Jazmine Zamora	.143	9-2	7	3	1	0	0	0	0	1	.143	1	0	2	0	.250	0	0	0-0	2	3	0	1.000
Shannon Lum	.125	4-2	8	0	1	0	0	0	1	1	.125	2	0	3	0	.300	0	0	0-0	0	0	0	.000
Kaile Nakao	.000	4-2	5	2	0	0	0	0	0	0	.000	1	0	1	0	.167	0	0	0-0	3	0	1	.750
Brynne Buchanan	.000	18-3	3	4	0	0	0	0	0	0	.000	0	0	3	0	.000	0	0	0-1	1	0	0	1.000
Rachel Paragas	.000	5-0	0	2	0	0	0	0	0	0	.000	0	0	0	0	.000	0	0	1-1	0	0	0	.000
Totals	.253	21-21	550	84	139	17	1	19	80	215	.391	62	16	105	2	.344	3	7	14-17	423	153	15	.975
Opponents	.208	21-21	525	42	109	15	0	13	37	163	.310	47	5	146	4	.279	1	9	9-10	412	146	22	.962

LOB - Team (142), Opp (122). DPs turned - Team (6), Opp (3).

Player	ERA	W-L	APP	GS	CG	SHO	CBO	SV	IP	H	R	ER	BB	SO	2B	3B	HR	AB	B/Avg	WP	HBP	BK	SFA	SHA
Kaia Parnaby	1.28	4-3	9	7	5	2	0	1	43.2	30	13	8	18	54	5	0	5	160	.188	4	3	0	1	4
Stephanie Ricketts	1.92	8-4	14	14	10	3	0	0	87.2	71	26	24	25	87	9	0	7	330	.215	1	0	0	0	3
Jenna Rodriguez	2.17	2-0	4	0	0	0	0	0	9.2	8	3	3	4	5	1	0	1	35	.229	0	2	2	0	2
Totals	1.74	14-7	21	21	15	5	0	1	141.0	109	42	35	47	146	15	0	13	525	.208	5	5	2	1	9
Opponents	3.62	7-14	21	21	9	3	0	1	137.1	139	84	71	62	105	17	1	19	550	.253	9	16	0	3	7

PB - Team (1), Kliebenstein 1, Opp (2). SBA/ATT - Kliebenstein (9-10), Ricketts, S. (6-7), Parnaby, K. (3-3).

LOUISIANA TECH LADY TECHSTERS

QUICK FACTS

Location:..... Ruston, La.
Joined WAC:..... July 1, 2001
Enrollment:..... 11,200
Founded:..... 1894
Nickname:..... Lady Techsters
Colors:..... Red and Blue
President:..... Dr. Daniel Reneau
Athletics Director:..... Bruce Van De Velde
Athletic Department:..... (318) 257-4111
Ticket Office:..... (318) 257-3631
Web Site:..... latechsports.com

SPORTS INFORMATION

Director Malcolm Butler
Office Number (318) 257-3144
Butler's Cell Number (318) 614-4513
Butler's E-Mail mbutler@latech.edu
Fax Number (318) 257-3757
Press Box (318) 614-4513

SOFTBALL FACTS

Head Coach Sarah Dawson
Softball Office (318) 257-4111
Program Record 962-717-2 (.573), 32 years
All-Time WAC Record 63-131 (.335), 10 years
WAC Regular-Season Titles 0
WAC Tournament Titles 1 (2008)
2011 Record 17-39 (.304)
2011 WAC Record 6-15 (6th)
Stadium Lady Techsters Softball Complex (1,000)
Stadium Record 367-184 (.666), 31 years
NCAA Appearances 9 (1983-89, '95, '08)
NCAA Record 10-21 (.323)
Letterwinners Returning/Lost 12/3
Starters Returning/Lost 7/3

MEDIA OUTLETS

Associated Press-New Orleans Mary Foster
 Office: (800) 662-7717 FAX: (504) 586-0531

Ruston Daily Leader O.K. "Buddy" Davis
 Office: (318) 255-4353 FAX: (318) 255-4006

Monroe News-Star Jerit Roser
 Office: (318) 362-0267 FAX: (318) 362-0279

Shreveport Times Jimmy Watson
 Office: (800) 462-6437 FAX: (318) 459-3301

LADY TECHSTER BITS

- Louisiana Tech returns 12 letterwinners and six starters from last year's team while it adds seven newcomers (four freshmen, three transfers) to the 2012 roster.
- LA Tech returns six starters from last year, including second team all-WAC utility Janna Frandrup.
- Louisiana Tech boasts only three seniors on this year's team, including outfielder Kendra Harmon, outfielder Charday Wilson and outfielder/catcher Allie Geisler.
- Louisiana Tech must replace the loss of three starters, including three-time all-WAC pitcher Meghan Krieg, who ended her career ranked third all-time in WAC history in strikeouts with 859.
- Louisiana Tech is one of only four WAC schools (Fresno State, New Mexico State, Hawai'i) that have qualified for all six league tournaments since the event was reinstated in 2006.
- Tech senior Allie Geisler (24 BB, 18 Ks) and junior Janna Frandrup (30 BBs, 18 Ks) showed a good eye at the plate last year, recording more walks than strikeouts.
- Louisiana Tech's 2012 schedule is loaded this year with more than 20 games against teams that participated in the NCAA Tournament a year ago.

2012 SCHEDULE

Date	Opponent	Time	Date	Opponent	Time
Feb. 10	!vs. Michigan	3:30 p.m.	March 17	UT Arlington (DH)	1 p.m.
Feb. 11	!vs. Penn State	10 a.m.	March 20	McNeese State (DH)	4 p.m.
Feb. 11	!vs. Michigan	5:30 p.m.	March 23	*Utah State	6 p.m.
Feb. 12	!at LSU	12:30 p.m.	March 24	*Utah State (DH)	1 p.m.
Feb. 15	Southeastern Louisiana (DH)	3 p.m.	March 30	*at San Jose State	3 p.m.
Feb. 17	@vs. Northwestern State	1:30 p.m.	March 31	*at San Jose State	noon
Feb. 17	@vs. Northwestern	5 p.m.	April 4	Northwestern State	6 p.m.
Feb. 18	@vs. UTEP	8 a.m.	April 6	*New Mexico State	6 p.m.
Feb. 19	@vs. North Carolina	9 a.m.	April 7	*New Mexico State (DH)	1 p.m.
Feb. 19	@at UL-Lafayette	4 p.m.	April 10	at Northwestern State	6 p.m.
Feb. 21	at Central Arkansas	5 p.m.	April 13	*at Hawai'i	6 p.m.
Feb. 25	#vs. IUPUI	9 a.m.	April 14	*at Hawai'i (DH)	2 p.m.
Feb. 25	#at Southern Miss	2 p.m.	April 20	*Brigham Young	6 p.m.
Feb. 26	#vs. IUPUI	8 a.m.	April 21	*Brigham Young (DH)	1 p.m.
Feb. 26	#vs. Mississippi Valley State	1 p.m.	April 25	Stephen F. Austin	6 p.m.
Feb. 29	@ Stephen F. Austin	4 p.m.	April 27	*Nevada	6 p.m.
March 2	\$vs. Columbia	1:30 p.m.	April 28	*Nevada (DH)	1 p.m.
March 2	\$at Mississippi State	5:30 p.m.	May 4	*at Fresno State	6 p.m.
March 3	\$vs. Eastern Illinois	3 p.m.	May 5	*at Fresno State (DH)	1 p.m.
March 3	\$vs. Samford	7 p.m.	May 9-12	WAC Tournament (Las Cruces, N.M.)	
March 4	\$vs. Eastern Illinois	11 a.m.			
March 6	at Baylor (DH)	4 p.m.			
March 9	%at Auburn	12:30 p.m.			
March 9	%vs. Evansville	8 p.m.			
March 10	%vs. George Washington	5:30 p.m.			
March 10	%vs. Presbyterian	8 p.m.			
March 11	%vs. Drexel	11:30 a.m.			
March 13	Central Arkansas	5 p.m.			
March 14	Ole Miss	5 p.m.			

!LSU Tournament (Baton Rouge, La.)
 @ULL Tournament (Lafayette, La.)
 #Southern Miss Tournament (Hattiesburg, Miss.)
 \$Mississippi State Tournament (Starkville, Miss.)
 %Auburn Tournament (Auburn, Ala.)
 *WAC game
 All times local/subject to change

LADY TECHSTER ADMINISTRATION



Dr. Daniel Reneau
President



James Liberatos
Faculty Representative



Bruce Van De Velde
Athletics Director



Mary Kay Hungate
Associate AD/SWA



Malcolm Butler
Associate AD/Media Relations



SARAH DAWSON

Alma Mater: Louisiana-Monroe, 1998
Overall Record: 215-305/9 years
School Record: same
WAC Record: 63-110 (.364)
Playing Career: Louisiana-Monroe, 1994-97
 (Pitcher)

HEAD COACH FILE

- Sarah Dawson enters her 10th season at the helm of the Lady Techster softball program after being named only the fourth head coach in the program's history in 2003.
- She has recorded a quartet of top-four finishes in the highly-competitive WAC.
- Dawson led Tech to the 2008 WAC Tournament title, defeating four Top 25 ranked teams in four days (Tech has posted eight wins over Top 25 teams in the last four years).
- She led Tech to the 2008 NCAA Tournament, where it defeated SEC foe Auburn twice before eventually falling to national runner-up Texas A&M. It was Tech's first NCAA Tournament since 1995.
- Dawson has coached 27 players that earned all-WAC honors, including 16 first teamers.
- She coached shortstop Amberly Waits, who became the first LA Tech player to ever win the WAC Player of the Year Award (2009). Waits was also named the LSWA State Hitter of the Year.
- Dawson coached pitcher Meghan Krieg, who shattered numerous single-season records, including setting the Techster single-season strikeout record (289 in 2011) and career strikeout record (859). The 859 strikeouts also ranks as the third-most in WAC history.
- Her Tech teams have posted eight of the top nine seasons in home runs, including the program record of 59 in 2009, when it ranked 19th nationally in home runs per game.



ASSISTANT COACHES



Brad Kerr
 Montana '05
 3rd Year



Amber Miles
 Louisiana Tech '05
 5th Year

2011 RESULTS

Date	Opponent	Score
Feb. 11	Ivs. Bowling Green	W, 4-1
Feb. 11	!at No. 19 LSU	L, 1-9 (6)
Feb. 12	Ivs. Purdue	L, 3-7
Feb. 12	Ivs. Bowling Green	W, 5-4
Feb. 13	!at No. 19 LSU	L, 2-10 (5)
Feb. 18	@at Mississippi State	L, 2-3
Feb. 19	@vs. Southern Illinois	L, 7-8
Feb. 19	@vs. Butler	W, 3-2
Feb. 20	@vs. Butler	L, 3-5
Feb. 22	Baylor	L, 0-11 (5)
Feb. 22	Baylor	L, 0-9 (6)
Feb. 25	#vs. South Alabama	L, 0-8 (5)
Feb. 25	#at Ole Miss	W, 6-4
Feb. 26	#vs. Southeast Missouri State	L, 4-5
Feb. 26	#vs. Western Kentucky	L, 3-4 (10)
Feb. 27	#vs. Western Kentucky	L, 6-8
March 4	\$vs. UT-Arlington	W, 7-6
March 4	\$at North Texas	L, 2-3
March 5	\$vs. UTEP	L, 9-13 (8)
March 5	\$vs. Ole Miss	L, 0-8
March 6	\$vs. UT-Arlington	L, 1-5
March 11	%vs. Mississippi Valley State	W, 2-0
March 11	%at No. 22 Texas A&M	L, 1-3
March 12	%vs. San Diego State	L, 3-11
March 12	%vs. Mississippi Valley State	W, 7-1
March 13	%at No. 22 Texas A&M	L, 0-11 (5)
March 16	@ Northwestern State	W, 4-2
March 19	at Southeastern Louisiana	L, 2-3 (9)
March 19	at Southeastern Louisiana	L, 2-3
March 23	McNeese State	W, 2-1 (9)
March 25	*Fresno State	L, 0-2
March 26	*Fresno State	L, 1-10
March 26	*Fresno State	L, 1-2 (9)
April 1	*at Nevada	W, 12-4 (6)
April 2	*at Nevada	L, 2-5
April 2	*at Nevada	W, 3-1
April 8	*at Boise State	L, 2-6
April 9	*at Boise State	L, 3-11 (5)
April 9	*at Boise State	L, 0-8 (5)
April 13	Northwestern State	L, 0-3
April 15	*Hawai'i	L, 0-6
April 16	*Hawai'i	L, 0-4
April 16	*Hawai'i	W, 1-0
April 22	*at New Mexico State	L, 1-7
April 23	*at New Mexico State	L, 4-5 (8)
April 23	*at New Mexico State	L, 2-3
April 29	*San Jose State	W, 2-1
April 30	*San Jose State	L, 1-4
April 30	*San Jose State	L, 3-5
May 6	*at Utah State	W, 7-1
May 6	*at Utah State	W, 13-6
May 7	*at Utah State	L, 10-11 (8)
May 11	&at No. 3 Fresno State	W, 2-0
May 12	&vs. No. 2 Boise State	L, 2-3 (13)
May 12	&vs. No. 5 Utah State	W, 4-1
May 13	&at No. 3 Fresno State	L, 0-1

! - LSU Tiger Classic (Baton Rouge, La.)
 @ - Bulldog Round Robin (Starkville, Miss.)
 # - Ole Miss Red & Blue Tourney (Oxford, Miss.)
 \$ - North Texas Courtyard Classic (Denton, Texas)
 % - Texas A&M Invite (College Station, Texas)
 * - WAC game
 & - WAC Tournament (Fresno, Calif.)

LOUISIANA TECH TOP PLAYERS AND ROSTER



JANNA FRANDRUP
IF/P, 5-6, Jr.

Named second team all-WAC and first team all-state by the Louisiana Sports Writers Association ... started all 56 games, making 28 starts at first base, 23 at designated player, three at pitcher, one at shortstop and one at third base ... recorded a team-high 28 runs scored and 22 RBI ... her 30 walks were the fifth-most in a season in Techster history ... had 10 multi-hit games and four multi-RBI games ... 2010 Academic all-WAC honoree.

CAREER STATISTICS

Year	W-L	S	ERA	IP	K	BB
2010	3-1	0	4.65	37.2	10	12
2011	1-3	0	4.72	26.2	11	5
Total	4-4	0	4.68	64.1	21	17

Year	G-GS	AB	R	H	RBI	Avg.
2010	32-24	56	5	15	3	.268
2011	56-56	154	28	45	22	.292
Total	88-80	210	33	60	25	.286



ALLIE GEISLER
C/OF, 5-5, Sr.

Named to the 2011 WAC all-tournament team ... named honorable mention all-state by the LSWA ... started 54 games (44 at catcher, nine in RF, one at DP) ... led the team with 23 RBI ... did not strike out in her last 53 plate appearances of the season ... had nine multi-hit games and four multi-RBI games ... recorded a career-high five hits in a 13-inning loss to Boise State, the most by a Lady Techster player in more than a decade ... hit a career-high two home runs and drove in a career-high four RBI in a win over Nevada.

CAREER STATISTICS

Year	G-GS	AB	R	H	RBI	Avg.
2009	12-1	13	1	4	3	.308
2010	9-1	9	0	0	0	.000
2011	54-54	148	15	39	23	.264
Total	75-56	170	16	43	26	.253



KENDRA HARMON
OF, 5-5, Sr.

Named honorable mention all-state by the LSWA ... made 52 starts ... hit .275 with a team-high 49 hits in 178 at bats ... struck out only 17 times on the season ... had a team-high 11 multi-hit games ... hit a solo home run in the bottom of the sixth in a 1-0 win over Hawai'i ... named Academic all-WAC in 2010 ... saw action in 46 of 47 games as a sophomore, making a team-high 46 starts.

CAREER STATISTICS

Year	G-GS	AB	R	H	RBI	Avg.
2009	22-1	10	5	2	0	.200
2010	46-46	143	27	41	17	.287
2011	52-52	178	21	49	4	.275
Total	120-99	331	53	92	21	.278

2012 ROSTER

No.	Name	Pos.	B/T	Ht.	Yr.	Hometown (Last School)
12	Rachel Allday	OF	R/R	5-8	So.	Atlanta, Texas, (Atlanta)
18	Savannah Dollar	P/INF	R/R	5-9	Fr.	West Monroe, La. (West Monroe)
16	Emma Eichman	INF	R/R	5-10	So.	Ft. Worth, Texas (Fossil Ridge)
7	Janna Frandrup	IF/P	R/R	5-6	Jr.	Phoenix, Ariz. (Greenway)
11	Allie Geisler	C/OF	R/R	5-5	Sr.	Leander, Texas (Vista Ridge)
5	Janine Godwin	OF	L/R	5-4	Fr.	Princeton, Texas (Princeton)
00	Melanie Goff	P/IF	L/R	5-9	Jr.	Mira Mesa, Calif. (Grossmont College)
21	Dacia Hale	OF	R/R	5-8	Jr.	Hillsboro, Ore. (College of the Siskiyous)
19	Kendra Harmon	OF	L/R	5-5	Sr.	Holden, La. (Denham Springs)
1	Katelynn Hill	OF	R/R	5-5	So.	Dallas, Texas (Hebron)
4	Michelle Jones	P	R/R	5-8	Jr.	Scurry, Texas (Scurry-Rosser)
32	Alayna Kipp	C/INF	R/R	5-7	Fr.	Bullard, Texas (Bullard)
23	Erin Kipp	P	R/R	5-7	So.	Bullard, Texas (Bullard)
15	Meghan Knowles	1B	R/R	5-9	Jr.	McKinney, Texas (McKinney North)
22	Cassie Krieg	OF	L/R	5-7	So.	Sonora, Texas (Sonora)
2	Amanda Krueger	2B	L/R	5-4	Jr.	Warren, Oregon (College of the Siskiyous)
10	Tricia Van Winkle	C	L/R	5-6	So.	Coppell, Texas (Coppell)
9	Charday Wilson	OF	L/R	5-1	Sr.	Logansport, La. (Bossier Parish CC)
13	Hailey Winter	3B	R/R	5-6	Fr.	Highland Village, Texas (Flower Mound-Marcus)

Head Coach: Sarah Dawson

Assistant Coaches: Brad Kerr, Amber Miles

TEAM PROFILE

Key Returnees	BA	Hits	RBI
Janna Frandrup	.292	45	22
Allie Geisler	.264	39	23
Kendra Harmon	.275	49	4

Key Pitchers	ERA	W-L	K
Erin Kipp	5.72	1-7	27

Key Losses	BA	Hits	RBI
Heather Doiron	.230	37	21
Molly Goza	.244	39	22

Key Losses	ERA	W-L	K
Meghan Krieg	2.92	12-24	289

LADY TECHSTERS SOFTBALL COMPLEX



LOUISIANA TECH 2011 STATISTICS AND RESULTS

All Games: 17-39

Home: 3-10

Road: 7-17

Neutral: 7-12

Player	AVG	GP-GS	AB	R	H	2B	3B	HR	RBI	TB	SLG%	BB	HBP	SO	GDP	OB%	SF	SH	SB-SBA	PO	A	E	FLD%
Janna Frandrup	.292	56-56	154	28	45	8	1	5	22	70	.455	30	5	18	0	.421	1	4	4-5	158	12	3	.983
Kendra Harmon	.275	52-52	178	21	49	6	1	1	4	60	.337	8	5	17	1	.325	0	2	3-3	43	4	2	.959
Allie Geisler	.264	54-54	148	15	39	5	1	6	23	64	.432	24	1	18	1	.368	1	2	4-4	291	24	6	.981
Molly Goza	.244	55-55	160	15	39	8	0	3	22	56	.350	11	0	27	1	.292	0	1	7-9	52	94	13	.918
Heather Doiron	.230	56-56	161	22	37	8	0	1	21	48	.298	15	1	42	2	.299	0	2	10-10	103	81	8	.958
Meghan Knowles	.224	56-56	161	14	36	8	0	4	20	56	.348	13	2	33	3	.290	0	2	1-2	181	8	1	.995
Charday Wilson	.176	52-41	125	14	22	0	0	0	0	22	.176	3	1	44	0	.202	0	9	6-9	47	3	3	.943
Cassie Krieg	.300	35-21	70	8	21	2	0	1	7	26	.371	8	2	15	0	.388	0	1	1-1	20	0	2	.909
Katelynn Hill	.294	27-11	34	6	10	1	1	1	4	16	.471	4	1	7	0	.385	0	1	0-1	21	2	1	.958
Erin Kipp	.184	25-9	38	4	7	2	0	2	6	15	.395	2	0	8	0	.220	1	0	0-0	1	25	0	1.000
Trici Van Winkle	.176	22-12	34	2	6	1	0	1	5	10	.294	8	0	10	0	.333	0	4	0-0	73	2	1	.987
Emma Eichmann	.143	16-12	7	0	1	0	0	0	0	1	.143	0	0	5	0	.143	0	0	0-0	22	17	10	.796
Christina Gamboa	.124	42-35	89	6	11	0	0	0	2	11	.124	7	0	12	0	.188	0	3	6-9	28	3	4	.886
Michelle Jones	.118	53-51	93	9	11	0	1	0	5	13	.140	10	1	32	0	.206	3	10	4-4	86	90	15	.921
Rachel Allday	.000	12-0	3	3	0	0	0	0	0	0	.000	0	0	2	0	.000	0	0	1-2	1	0	0	1.000
Meghan Krieg	.000	2-0	2	0	0	0	0	0	0	0	.000	0	0	0	0	.000	0	0	0-0	8	51	3	.952
Totals	.229	56-56	1457	167	334	49	5	25	141	468	.321	143	19	290	8	.305	6	41	47-59	1135	416	72	.956
Opponents	.281	56-56	1512	278	425	77	18	39	250	655	.433	174	28	339	2	.363	14	46	66-81	1168	505	60	.965

LOB - Team (340), Opp (370). DPs turned - Team (15), Opp (25). IBB - Team (0), Opp (3). Picked off - Gamboa, C 1.

Player	ERA	W-L	APP	GS	CG	SHO	CBO	SV	IP	H	R	ER	BB	SO	2B	3B	HR	AB	B/Avg	WP	HBP	BK	SFA	SHA
Meghan Krieg	2.92	12-24	41	36	29	2	0	1	247.0	221	135	103	122	289	40	7	21	938	.236	13	19	0	5	26
Erin Kipp	5.72	1-7	15	9	3	0	0	1	63.2	95	66	52	26	27	22	4	9	273	.348	2	4	2	3	11
Janna Frandrup	4.72	1-3	12	3	2	1	0	0	26.2	41	24	18	5	11	7	3	4	117	.350	0	0	0	4	2
Michelle Jones	7.34	3-5	12	8	2	0	0	0	41.0	68	53	43	21	12	8	4	5	184	.370	2	5	0	2	7
Totals	4.00	17-39	56	56	36	3	0	2	378.1	425	278	216	174	339	77	18	39	1512	.281	17	28	2	14	46
Opponents	2.18	39-17	56	56	32	11	2	5	389.1	334	167	121	143	290	49	5	25	1457	.229	33	19	4	6	41

PB - Team (11), Geisler, A 6, Van Winkle, 5, Opp (11). SBA/ATT - Geisler, A (48-61), Krieg, M (36-47), Van Winkle, (18-20), Kipp, E (17-18), Jones, M (11-14), Frandrup, J (2-2).

WAC Games: 6-15

Home: 2-7

Road: 4-8

Player	AVG	GP-GS	AB	R	H	2B	3B	HR	RBI	TB	SLG%	BB	HBP	SO	GDP	OB%	SF	SH	SB-SBA	PO	A	E	FLD%	
Janna Frandrup	.304	21-21	56	10	17	5	1	2	9	30	.536	16	2	6	0	.473	0	0	2-2	67	6	2	.973	
Kendra Harmon	.299	21-21	77	12	23	4	1	1	2	32	.416	2	2	4	0	.333	0	0	2-2	15	2	2	.895	
Meghan Knowles	.298	21-21	57	8	17	3	0	3	10	29	.509	6	1	11	0	.375	0	0	0-1	60	3	0	1.000	
Allie Geisler	.279	21-21	61	10	17	1	1	3	11	29	.475	11	0	4	0	.389	0	0	1-1	136	10	2	.986	
Heather Doiron	.258	21-21	62	9	16	4	0	1	11	23	.371	6	1	13	1	.333	0	0	2-2	32	22	4	.931	
Molly Goza	.237	21-21	59	4	14	4	0	2	12	24	.407	5	0	6	0	.297	0	0	2-2	26	38	6	.914	
Christina Gamboa	.143	17-17	42	0	6	0	0	0	0	6	.143	1	0	5	0	.163	0	1	0-2	14	0	2	.875	
Charday Wilson	.137	18-18	51	6	7	0	0	0	0	7	.137	2	0	17	0	.170	0	5	1-2	18	1	1	.950	
Katelynn Hill	.412	11-6	17	2	7	1	0	1	3	11	.647	4	0	1	0	.524	0	0	0-1	2	1	1	.750	
Cassie Krieg	.308	10-2	13	2	4	1	0	1	2	8	.615	1	1	5	0	.400	0	0	0-0	1	0	0	1.000	
Erin Kipp	.250	11-4	16	2	4	1	0	1	3	8	.500	1	0	3	0	.294	0	0	0-0	0	4	0	1.000	
Michelle Jones	.114	21-21	35	2	4	0	0	0	0	4	.114	1	0	11	0	.139	0	4	1-1	44	33	11	.875	
Meghan Krieg	.000	1-0	2	0	0	0	0	0	0	0	.000	0	0	0	0	.000	0	0	0-0	2	27	1	.967	
Rachel Allday	.000	4-0	2	1	0	0	0	0	0	0	.000	0	0	1	0	.000	0	0	0-0	0	0	0	.000	
Emma Eichmann	.000	2-0	1	0	0	0	0	0	0	0	.000	0	0	1	0	.000	0	0	0-0	1	1	0	1.000	
Trici Van Winkle	.000	2-0	1	0	0	0	0	0	0	0	.000	1	0	0	0	.500	0	0	0-0	0	0	0	.000	
Totals	.246	21-21	552	68	136	24	3	15	63	211	.382	57	7	88	1	.325	0	10	11-16	418	148	32	.946	
Opponents	.268	21-21	564	102	151	29	7	17	92	245	.434	72	11	128	1	.359	4	11	11-15	432	210	22	.967	
Player	ERA	W-L	APP	GS	CG	SHO	CBO	SV	IP	H	R	ER	BB	SO	2B	3B	HR	AB	B/Avg	WP	HBP	BK	SFA	SHA
Meghan Krieg	3.08	5-11	17	15	13	0	0	0	106.2	96	67	47	59	118	19	3	11	417	.230	5	10	0	1	7
Janna Frandrup	3.17	1-1	6	3	2	1	0	0	17.2	25	9	8	2	5	4	1	1	74	.338	0	0	0	2	1
Michelle Jones	6.30	0-1	3	1	0	0	0	0	6.2	12	8	6	3	2	2	1	1	33	.364	0	1	0	0	0
Erin Kipp	10.92	0-2	3	2	0	0	0	0	8.1	18	18	13	8	3	4	2	4	40	.450	0	0	0	1	3
Totals	3.72	6-15	21	21	15	1	0	0	139.1	151	102	74	72	128	29	7	17	564	.268	5	11	0	4	11
Opponents	2.48	15-6	21	21	13	4	0	1	144.0	136	68	51	57	88	24	3	15	552	.246	12	7	2	0	10

PB - Team (2), Geisler, A 2, Opp (2). SBA/ATT - Geisler, A (11-15), Krieg, M (7-11), Kipp, E (2-2), Frandrup, J (1-1), Jones, M (1-1).

QUICK FACTS

Location:.....Reno, Nev.
Joined WAC:.....July 1, 2000
Enrollment:.....17,000
Founded:.....1874
Nickname:.....Wolf Pack
Colors:.....Navy Blue and Silver
Interim President:.....Marc Johnson
Athletics Director:.....Cary Groth
Athletic Department:.....(775) 784-6900
Ticket Office:.....(775) 348-7225
Web Site:.....nevadawolfpack.com

SPORTS INFORMATION

Director/Softball ContactChad Hartley
Office Number(775) 682-6982
Hartley's Cell Number(775) 229-5513
Hartley's E-Mailhartleyc@unr.edu
Fax Number(775) 784-4386
Press Box(775) 322-7430

SOFTBALL FACTS

Head CoachMatt Meuchel
Softball Office(775) 682-6925
Program Record257-257 (.500), 9 years
All-Time WAC Record83-94 (.469), 9 years
WAC Regular-Season Titles2 (2008, '09)
WAC Tournament Titles1 (2006)
2011 Record13-34 (.277)
2011 WAC Record4-16 (8th)
Stadium ...Christina M. Hixson Softball Park (750)
Stadium Record53-27 (.663), 5 years
NCAA Appearances3 (2006, '08, '09)
NCAA Record3-6 (.333)
Letterwinners Returning/Lost14/3
Starters Returning/Lost7/2

MEDIA OUTLETS

Associated PressScott Sonner
 Office: (775) 322-3639..... FAX: (775) 322-3763
Reno Gazette-JournalJim Krajewski
 Office: (775) 788-6345..... FAX: (775) 788-6458
Daily Sparks TribuneDan Eckles
 Office: (775) 358-8061 x229..... FAX: (775) 359-3837
Nevada Appeal.....Darrell Moody
 Office: (775) 882-2111..... FAX: (775) 887-2420

WOLF PACK BITS

- The Wolf Pack returns one all-WAC performer in third baseman Erin Jones and one All-Region player in shortstop Karley Hopkins. Hopkins played second base for the bulk of 2011 but will switch to shortstop in 2012 with the departure of four-year starter Danielle Patrick.
- For the second straight season, Nevada will have the services of a Division I transfer. This year, Sparks native Karlyn Jones, who prepped at Spanish Spring High School along with teammates Mallary Darby and Karley Hopkins, has transferred to Nevada after playing her freshman season at Pitt. Jones set a Pitt single-season and freshman record with a 1.57 ERA.
- Nevada will be without the services of utility player Jayme King, as the Fernley, Nev., native continues her treatment for Ewing's sarcoma, which was diagnosed in the summer of 2011.
- In 2011, Nevada had two pitchers pitch in 92 percent of the innings played and just three pitchers on the roster. This year, Nevada will have five pitchers vying for time in the circle.
- Pitcher Bailey Brewer played in a handful of games in 2011 before suffering a season-ending injury. She received a medical hardship and will be a redshirt freshman for the Wolf Pack in 2012.
- The Wolf Pack has four newcomers, including three freshmen in catcher Ashley Butera, pitcher Emily Seidel and utility player Molly McWilliams. The fourth newcomer is Karlyn Jones.

2012 SCHEDULE

Date	Opponent	Time	Date	Opponent	Time
Feb. 10	!vs. Boise State	11:15 a.m.	March 23	*Fresno State	3 p.m.
Feb. 11	!vs. Boise State	9 a.m.	March 24	*Fresno State (DH)	1 p.m.
Feb. 11	!at UC Davis	3 p.m.	March 29	at Weber State (DH)	3 p.m.
Feb. 12	!vs. Loyola Marymount	9 a.m.	March 30	*at Utah State (DH)	2 p.m.
Feb. 12	!at UC Davis	1 p.m.	March 31	*at Utah State	1 p.m.
Feb. 17	@vs. Pacific	10 a.m.	April 6	*San Jose State	3 p.m.
Feb. 17	@vs. Bradley	noon	April 7	*San Jose State (DH)	1 p.m.
Feb. 18	@at Stanford	noon	April 12	at UTEP (DH)	3 p.m.
Feb. 18	@TBD	TBD	April 13	*at New Mexico State	6 p.m.
Feb. 19	@TBD	TBD	April 14	*at NM State (DH) (AggieVision)	4 p.m.
Feb. 24	#at UC Santa Barbara	9 a.m.	April 20	*Hawai'i	3 p.m.
Feb. 24	#vs. UNLV	noon	April 21	*Hawai'i (DH)	1 p.m.
Feb. 25	#vs. San Diego	10 a.m.	April 26	at Jackson State (DH)	3 p.m.
Feb. 25	#vs. Houston	2 p.m.	April 27	*at Louisiana Tech	6 p.m.
Feb. 26	#at UC Santa Barbara	9 a.m.	April 28	*at Louisiana Tech (DH)	1 p.m.
March 2	\$vs. Long Beach State	11 a.m.	May 4	*Brigham Young	3 p.m.
March 2	\$at San Diego	1 p.m.	May 5	*Brigham Young (DH)	1 p.m.
March 3	\$vs. San Diego State	4 p.m.	May 9-12	WAC Tournament (Las Cruces, N.M.)	
March 3	\$vs. Cal State Northridge	6 p.m.		! - Aggie Stampede (Davis, Calif.)	
March 4	\$vs. Cal Poly	9 a.m.		@ - Stanford Nike Invitational (Palo Alto, Calif.)	
March 7	Sacramento State (DH)	1 p.m.		# - Gaucho Classic (Santa Barbara, Calif.)	
March 9	%San Diego	12:45 p.m.		\$ - San Diego Classic (San Diego, Calif.)	
March 9	%Wisconsin	3 p.m.		% - Wolf Pack Softball Classic (Reno, Nev.)	
March 10	%Wisconsin	12:45 p.m.		*WAC game	
March 10	%San Diego	3:45 p.m.		All times local/subject to change	
March 11	%Wisconsin	10 a.m.			
March 11	%San Diego	noon			

WOLF PACK ADMINISTRATION



Marc Johnson
Interim President



Jean Perry
Faculty Representative



Cary Groth
Athletics Director



Rhonda Lundin
Associate AD/SWA



Chad Hartley
SID



MATT MEUCHEL

Alma Mater: Arizona State, 2000
Overall Record: 70-81/3 years
School Record: Same
WAC Record: 23-38 (.377)

HEAD COACH FILE

- Matt Meuchel's name has been synonymous with Wolf Pack softball since the program was reinstated nearly a decade ago. He was hired in 2002 as an assistant coach to help build a brand-new program. This will be his eighth season overall with the program.
- In his seven previous seasons at Nevada (four as an assistant, three as head coach), Pack players that he coached or recruited have earned 34 all-WAC honors (first or second teams).
- Meuchel bolstered his coaching resume in the offseason with his work as an assistant coach with the USSSA Florida Pride of National Pro Fastpitch.
- Meuchel has Olympic experience, having been part of the Greek Olympic team's coaching staff during the 2004 Summer Games in Athens.
- His sister, Melanie, returns for her seventh season as Nevada's pitching coach.
- The Wolf Pack coaching staff is rounded out this year by third-year assistant coach Andy Dominique. Dominique was a volunteer coach in 2008 and a former major leaguer who holds nearly every hitting record in Nevada's baseball program.
- Meuchel is a native of Missoula, Mont., and was married to Joey Hall in the summer of 2009.



ASSISTANT COACHES



Melanie Meuchel
Mesa State '01
 7th Year



Andy Dominique
Nevada '11
 3rd Year

2011 RESULTS

Date	Opponent	Score
Feb. 11	!vs. Portland State	L, 3-6
Feb. 11	!vs. Indiana	L, 2-10 (5)
Feb. 12	!vs. Appalachian State	W, 4-2
Feb. 12	!vs. No. 14 Oregon	L, 0-10 (5)
Feb. 13	!vs. No. 20 Stanford	L, 2-10 (5)
Feb. 17	@at UNLV	W, 9-6
Feb. 18	@vs. Cal State Northridge	L, 8-9
Feb. 18	@vs. No. 14 Oregon	L, 4-12 (5)
Feb. 19	@vs. Portland State	L, 0-8 (5)
Feb. 19	@vs. Utah	L, 8-12
Feb. 25	#vs. Northwestern	L, 4-8
Feb. 26	#vs. No. 18 Nebraska	W, 5-1
Feb. 26	#vs. Fordham	L, 2-6
Feb. 27	#vs. Syracuse	L, 3-4 (8)
Feb. 27	#vs. Utah	L, 0-10 (5)
March 4	\$Boston College	W, 14-13 (10)
March 5	\$DePaul	L, 2-3
March 5	\$Boston College	L, 4-11
March 6	\$Boston College	W, 9-0
March 8	at UC Davis	L, 4-5
March 8	at UC Davis	L, 1-5
March 11	%Boston College	W, 9-8
March 12	%Florida International	L, 1-10 (6)
March 13	%New Mexico	W, 12-5
March 18	^Saint Mary's	W, 5-2
March 18	^Northern Illinois	W, 9-1 (5)
March 25	*at Boise State	L, 0-12 (5)
March 26	*at Boise State	L, 3-8
March 26	*at Boise State	L, 10-11
April 1	*Louisiana Tech	L, 4-12 (6)
April 2	*Louisiana Tech	W, 5-2
April 2	*Louisiana Tech	L, 1-3
April 8	*at Hawai'i	L, 1-3
April 9	*at Hawai'i	L, 1-8
April 9	*at Hawai'i	L, 4-5
April 15	*New Mexico State	L, 7-12
April 16	*New Mexico State	L, 2-10 (5)
April 16	*New Mexico State	L, 9-12
April 22	*at San Jose State	W, 8-5
April 23	*at San Jose State	W, 1-0
April 23	*at San Jose State	L, 4-12 (6)
April 29	*Utah State	L, 3-13
April 29	*Utah State	L, 1-8
April 30	*Utah State	L, 1-8
May 6	*at Fresno State	L, 3-7
May 7	*at Fresno State	W, 8-4
May 7	*at Fresno State	L, 0-5

! - Kajikawa Classic (Tempe, Ariz.)
 @ - Louisville Slugger Desert Classic (Las Vegas)
 # - Cathedral City Classic (Cathedral City, Calif.)
 \$ - Wolf Pack Classic (Reno, Nev.)
 % - Nevada Classic (Reno, Nev.)
 ^ - Silver and Blue Classic (Reno, Nev.)
 * - WAC game

NEVADA TOP PLAYERS AND ROSTER



MALLERY DARBY
P, 5-9, Sr.

Led the Wolf Pack in innings pitched, wins, appearances, strikeouts and ERA ... won 12 games, going the distance 24 times on the year ... recorded two shutouts, including her second career no-hitter against Boston College at Hixson Park on March 6 ... pitched more than 200 innings in a season for the second time in her career, tossing a total of 214 ... ranks in the top five all-time at Nevada in career wins (34), complete games (47), shutouts (9) and strikeouts (446) ... has two of the five no-hitters in Wolf Pack history.

CAREER STATISTICS

Year	W-L	S	ERA	IP	K	BB
2009	12-8	1	3.11	151.0	177	44
2010	10-10	0	4.53	134.1	114	44
2011	12-26	0	5.33	214.0	155	102
Total	34-44	1	4.44	499.1	446	190



KARLEY HOPKINS
SS, 5-6, So.

Named second team All-Pacific Region by the NFCA ... one of only two Nevada players to start each of the team's 47 games ... hit .353 for the second-best average on the team, while leading the Pack in a host of other offensive categories including runs scored (30), hits (60), multi-hit games (20) and doubles (16) ... hit her first career home run and had her first career multi-homer game on the same day, against Cal State Northridge on Feb. 18 ... put together a six-game hitting streak during WAC play, from April 23-May 7.

CAREER STATISTICS

Year	G-GS	AB	R	H	RBI	Avg.
2011	47-47	170	30	60	14	.353
Total	47-47	170	30	60	14	.353



ERIN JONES
3B, 5-5, Jr.

Played in and started 31 games at third base for Nevada after transferring from Sacramento State, where she played for one season ... named second team all-WAC ... led the Pack with a .362 batting average, a .574 slugging percentage and a .429 on-base percentage ... hit five home runs and drove in 21 runs on the season, while also putting together an eight-game hitting streak ... ended the season with a seven-game hitting streak.

CAREER STATISTICS

Year	G-GS	AB	R	H	RBI	Avg.
2010*	50-49	151	32	59	40	.391
2011	31-31	94	18	34	21	.362
Total	81-80	245	50	93	61	.380

*stats from Sacramento State

2012 ROSTER

No.	Name	Pos.	B/T	Ht.	Yr.	Hometown (Last School)
2	Alex Arciniega	OF	L/R	5-7	Sr.	Sparks, Nev. (Western Nevada College)
3	Chelsea Barilli	OF	R/R	5-5	Jr.	Poway, Calif. (Poway)
21	Bailey Brewer	P	R/R	5-7	Fr.	Mount Vernon, Wash. (Sedro Valley)
9	Ashley Butera	C	R/R	5-7	Fr.	Saugus, Calif. (Saugus)
8	Caylin Campbell	2B	L/R	5-3	So.	Westlake Village, Calif. (Westlake Village)
6	Ariel Craig	P	R/R	5-6	So.	Poway, Calif. (Poway)
17	Mallery Darby	P	R/R	5-9	Sr.	Sparks, Nev. (Spanish Springs)
1	Megan Fincher	OF	R/R	5-10	Jr.	Reno, Nev. (Galena)
12	Alex Hayes	C/1B	R/R	5-9	Jr.	Sherman Oaks, Calif. (LA Pierce College)
24	Karley Hopkins	SS	L/R	5-6	So.	Reno, Nev. (Spanish Springs)
7	Erin Jones	3B	R/R	5-5	Jr.	Antioch, Calif. (Sacramento State)
15	Sydney Jones	OF	R/R	5-7	Fr.	Sparks, Nev. (Reed)
20	Karlyn Jones	P	R/R	5-7	So.	Sparks, Nev. (Pitt)
16	Jayne King	UT	R/R	5-5	Jr.	Fernley, Nev. (Shasta College)
4	Lauren Lastrapes	1B	R/R	5-5	Jr.	Laguna Niguel, Calif. (Laguna Hills)
10	Molly McWilliams	UT	R/R	5-3	Fr.	Anderson, Calif. (West Valley)
23	Sara Parsons	C/OF	R/R	5-9	So.	Fallon, Nev. (Churchill County)
26	Sam Puzey	DP	L/R	6-0	So.	Reno, Nev. (Reno)
13	Emily Seidel	P	R/R	5-7	Fr.	Burbank, Calif. (Village Christian)
11	Chelsea Venable	C	R/R	5-7	Jr.	Las Vegas, Nev. (Feather River College)
5	Kortnee Wiley	OF	L/R	5-3	Sr.	Oakley, Calif. (Freedom)

Head Coach: Matt Meuchel

Assistant Coaches: Melanie Meuchel, Andy Dominique

TEAM PROFILE

Key Returnees	BA	Hits	RBI
Karley Hopkins	.353	60	14
Erin Jones	.362	34	21
Lauren Lastrapes	.265	39	31

Key Pitchers	ERA	W-L	K
Mallery Darby	5.33	12-26	155

Key Losses	BA	Hits	RBI
Britton Murdock	.321	45	21
Danielle Patrick	.293	41	37

CHRISTINA M. HIXSON SOFTBALL PARK



NEVADA 2011 STATISTICS AND RESULTS

All Games: 13-34

Home: 7-11

Road: 4-11

Neutral: 2-12

Player	AVG	GP-GS	AB	R	H	2B	3B	HR	RBI	TB	SLG%	BB	HBP	SO	GDP	OB%	SF	SH	SB-SBA	PO	A	E	FLD%
Karley Hopkins	.353	47-47	170	30	60	16	1	2	14	84	.494	8	2	24	0	.389	0	0	3-3	83	82	9	.948
Britton Murdock	.321	47-47	140	22	45	7	1	3	21	63	.450	12	7	27	1	.400	1	0	19-19	65	3	3	.958
Danielle Patrick	.293	46-46	140	19	41	10	0	6	37	69	.493	18	5	26	1	.390	1	0	1-2	50	56	15	.876
Lauren Lastrapes	.265	47-47	147	17	39	5	1	7	31	67	.456	5	1	30	1	.294	0	3	0-0	277	9	1	.997
Megan Fincher	.258	46-46	124	20	32	6	0	5	15	53	.427	24	1	35	2	.383	0	0	2-2	37	2	1	.975
Chelsea Venable	.189	44-43	106	11	20	5	0	5	19	40	.377	10	0	35	1	.259	0	2	0-0	204	22	5	.978
Erin Jones	.362	31-31	94	18	34	5	0	5	21	54	.574	9	2	11	0	.429	0	0	1-1	33	58	7	.929
Caylin Campbell	.315	34-30	89	18	28	0	1	0	5	30	.337	3	0	13	0	.333	1	4	4-6	8	9	2	.895
Jayne King	.216	38-36	88	9	19	1	1	1	12	25	.284	13	0	28	2	.317	0	0	0-0	54	2	4	.933
Chelsea Barilli	.205	25-17	39	16	8	0	0	0	1	8	.205	5	2	9	0	.326	0	0	8-8	31	18	6	.891
Kortnee Wiley	.176	29-12	34	8	6	1	0	0	4	7	.206	3	0	11	0	.225	3	1	0-0	15	0	6	.714
Justine Cooper	.167	4-2	6	0	1	0	0	0	0	1	.167	1	0	4	0	.286	0	0	0-0	1	0	0	1.000
Bailey Brewer	.143	7-6	14	1	2	0	0	1	4	5	.357	2	0	5	1	.250	0	0	0-0	1	6	1	.875
Alex Hayes	.100	7-3	10	0	1	0	0	0	1	1	.100	2	1	6	0	.308	0	0	0-0	0	0	0	.000
Sara Parsons	.050	21-7	20	2	1	0	0	0	0	1	.050	4	3	7	0	.296	0	0	0-1	4	14	6	.750
Alex Arciniega	.050	23-5	20	9	1	0	0	0	1	1	.050	2	0	9	0	.136	0	0	2-3	6	0	0	1.000
Totals	.272	47-47	1241	200	338	56	5	35	186	509	.410	121	24	280	9	.347	6	10	40-45	880	333	67	.948
Opponents	.330	47-47	1259	338	415	75	4	56	281	666	.529	163	27	202	3	.414	12	36	48-63	917	327	47	.964

LOB - Team (290), Opp (282). DPs turned - Team (12), Opp (18). CI - Team (0), Opp (1). IBB - Team (0), Opp (1). Picked off - Patrick, D. 1.

Player	ERA	W-L	APP	GS	CG	SHO	CBO	SV	IP	H	R	ER	BB	SO	2B	3B	HR	AB	B/Avg	WP	HBP	BK	SFA	SHA
Mallary Darby	5.33	12-26	41	38	24	2	0	0	214.0	267	209	163	102	155	50	2	36	881	.303	36	24	1	7	29
Ariel Craig	7.52	1-2	20	3	1	0	0	0	54.0	99	81	58	34	21	12	1	13	260	.381	8	3	1	4	3
Bailey Brewer	10.78	0-6	11	6	1	0	0	1	25.1	49	48	39	27	26	13	1	7	118	.415	17	0	4	1	4
Totals	6.20	13-34	47	47	26	2	0	1	293.1	415	338	260	163	202	75	4	56	1259	.330	61	27	6	12	36
Opponents	3.78	34-13	47	47	16	5	3	2	305.2	338	200	165	121	280	56	5	35	1241	.272	19	24	2	6	10

PB - Team (19), Venable, C. 12, King, J. 5, Cooper, J. 2, Opp (5). SBA/ATT - Venable, C. (38-53), Darby, M (31-38), Brewer, B. (7-13), Craig, A. (10-12), King, J. (9-9), Cooper, J. (1-1).

WAC Games: 4-17

Home: 1-8

Road: 3-9

Player	AVG	GP-GS	AB	R	H	2B	3B	HR	RBI	TB	SLG%	BB	HBP	SO	GDP	OB%	SF	SH	SB-SBA	PO	A	E	FLD%
Caylin Campbell	.347	18-18	49	8	17	0	0	0	5	17	.347	3	0	8	0	.377	1	2	2-4	1	3	0	1.000
Karley Hopkins	.316	21-21	76	9	24	5	0	0	4	29	.382	2	0	12	0	.333	0	0	1-1	46	35	4	.953
Britton Murdock	.279	21-21	61	9	17	0	0	2	8	23	.377	5	2	10	1	.348	1	0	11-11	33	2	2	.946
Danielle Patrick	.274	21-21	62	7	17	4	0	1	12	24	.387	7	2	7	1	.366	0	0	1-2	31	38	8	.896
Lauren Lastrapes	.231	21-21	65	5	15	1	0	3	11	25	.385	1	0	13	1	.242	0	0	0-0	128	3	1	.992
Megan Fincher	.220	21-21	59	7	13	3	0	2	6	22	.373	7	0	15	2	.303	0	0	2-2	16	1	1	.944
Jayne King	.192	20-20	52	4	10	1	1	1	6	16	.308	4	0	12	2	.250	0	0	0-0	23	1	2	.923
Chelsea Venable	.157	21-20	51	6	8	2	0	3	7	19	.373	1	0	16	1	.173	0	1	0-0	80	6	3	.966
Erin Jones	.390	15-15	41	8	16	4	0	2	11	26	.634	4	1	8	0	.457	0	0	1-1	18	30	6	.889
Justine Cooper	.250	3-1	4	0	1	0	0	0	0	1	.250	1	0	2	0	.400	0	0	0-0	1	0	0	1.000
Chelsea Barilli	.200	9-5	10	6	2	0	0	0	0	2	.200	1	1	4	0	.333	0	0	2-2	7	4	4	.733
Sara Parsons	.167	7-1	6	0	1	0	0	0	0	1	.167	1	0	1	0	.286	0	0	0-0	2	3	0	1.000
Alex Arciniega	.067	12-4	15	4	1	0	0	0	1	1	.067	2	0	5	0	.176	0	0	1-1	5	0	0	1.000
Kortnee Wiley	.000	9-0	2	3	0	0	0	0	1	0	.000	0	0	1	0	.000	1	0	0-0	0	0	0	.000
Alex Hayes	.000	1-0	1	0	0	0	0	0	0	0	.000	0	0	1	0	.000	0	0	0-0	0	0	0	.000
Totals	.256	21-21	554	76	142	20	1	14	72	206	.372	39	6	115	8	.311	3	3	21-24	397	152	32	.945
Opponents	.351	21-21	592	161	208	34	1	21	139	307	.519	67	15	70	2	.426	6	15	20-25	417	149	24	.959

LOB - Team (112), Opp (137). DPs turned - Team (8), Opp (13). IBB - Team (0), Opp (1).

Player	ERA	W-L	APP	GS	CG	SHO	CBO	SV	IP	H	R	ER	BB	SO	2B	3B	HR	AB	B/Avg	WP	HBP	BK	SFA	SHA
Mallary Darby	6.47	3-16	20	19	12	1	0	0	105.0	151	119	97	54	60	25	0	17	452	.334	20	13	0	4	13
Ariel Craig	7.94	1-1	9	2	1	0	0	0	27.1	57	42	31	13	10	9	1	4	140	.407	7	2	1	2	2
Totals	6.77	4-17	21	21	13	1	0	0	132.1	208	161	128	67	70	34	1	21	592	.351	27	15	1	6	15
Opponents	2.97	17-4	21	21	9	2	1	2	139.0	142	76	59	39	115	20	1	14	554	.256	4	6	0	3	3

PB - Team (7), Venable, C. 5, Cooper, J. 2, Opp (1). SBA/ATT - Venable, C. (19-24), Darby, M (16-20), Craig, A. (4-5), Cooper, J. (1-1).

NEW MEXICO STATE AGGIES

QUICK FACTS

Location:..... Las Cruces, N.M.
Joined WAC:..... July 1, 2005
Enrollment:..... 17,198
Founded:..... 1888
Nickname:..... Aggies
Colors:..... Crimson and White
President:..... Dr. Barbara Couture
Athletics Director:..... Dr. McKinley Boston
Athletic Department:..... (575) 646-1211
Ticket Office:..... (575) 646-1420
Web Site:..... nmstatesports.com

SPORTS INFORMATION

Director Tyler Dunkel
Softball Contact Jeremy Strachan
Office Number (575) 646-3269
Strachan's Cell Number (517) 749-3088
Strachan's E-Mail jls@ad.nmsu.edu
Fax Number (575) 646-2425
Press Box (575) 646-2883

SOFTBALL FACTS

Head Coach Kathy Rodolph
Softball Office (575) 646-5793
Program Record 796-1039 (.434), 37 years
All-Time WAC Record 59-56 (.513), 6 years
WAC Regular-Season Titles 1 (2011)
WAC Tournament Titles 1 (2011)
2011 Record 44-17 (.721)
2011 WAC Record 17-4 (1st)
Stadium NM State Softball Complex (1,050)
Stadium Record 359-323 (.526), 31 years
NCAA Appearances 1 (2011)
NCAA Record 1-2 (.333)
Letterwinners Returning/Lost 13/7
Starters Returning/Lost 5/4

MEDIA OUTLETS

Las Cruces Sun-News Jason Groves
 Office: (505) 541-5444.....FAX: (505) 541-5498

El Paso Times
 Office: (800) 351-1032.....FAX: (915) 546-6343

Las Cruces Bulletin
 Office: (505) 524-8061.....FAX: (505) 526-4621

Albuquerque Journal Randy Harrison
 Office: (800) 990-5765.....FAX: (505) 823-3998

AGGIE BITS


- New Mexico State made its first NCAA Tournament appearance in program history in 2011. The Aggies also claimed their first WAC regular-season title and WAC Tournament title, while head coach Kathy Rodolph earned WAC Coach of the Year honors.
- Val Swedberg won WAC Freshman of the Year and WAC Tournament MVP honors in 2011.
- Seven Aggies earned all-WAC distinction in 2011, with six players recognized on the first team. Three return in 2012.
- The Aggies finished with a program-best 44-17 record last season.
- NM State knocked off three ranked opponents last season, including the program's first series win over Fresno State.
- The Aggies swept a program-record five series against WAC opponents last year.
- NM State ranked No. 21 among Division I squads in 2011 with a team GPA of 3.370.
- Last season, Hoku Nohara broke the WAC and NM State career home run records and topped the NCAA in home runs and slugging percentage.

2012 SCHEDULE

Date	Opponent	Time	Date	Opponent	Time
Feb. 10	!Indiana	5:30 p.m.	March 14	New Mexico (<i>AggieVision</i>)	4 p.m.
Feb. 11	!Santa Clara	5:30 p.m.	March 21	at Arizona (DH)	4 p.m.
Feb. 12	!UIC	9:30 a.m.	March 23	*at Brigham Young (<i>BYUtv</i>)	6 p.m.
Feb. 12	!Saint Mary's	noon	March 24	*at BYU (DH) (<i>BYUtv</i>)	1:30 p.m.
Feb. 14	!UTEP	6 p.m.	March 30	*Hawai'i	6 p.m.
Feb. 17	@Weber State	11:30 a.m.	March 31	*Hawai'i (DH)	4 p.m.
Feb. 17	@Nebraska	4 p.m.	April 6	*at Louisiana Tech	6 p.m.
Feb. 18	@Stephen F. Austin	2 p.m.	April 7	*at Louisiana Tech (DH)	1 p.m.
Feb. 18	@Colorado State	4 p.m.	April 10	at New Mexico	4:30 p.m.
Feb. 19	@Nebraska	9 a.m.	April 13	*Nevada	6 p.m.
Feb. 19	@Colorado State	1:30 p.m.	April 14	*Nevada (DH) (<i>AggieVision</i>)	4 p.m.
Feb. 21	at UTEP	5 p.m.	April 20	*at Fresno State	6 p.m.
Feb. 24	#vs. San Diego State	8 p.m.	April 21	*at Fresno State (DH)	1 p.m.
Feb. 25	#vs. California	1 p.m.	April 27	*Utah State (<i>AggieVision</i>)	6 p.m.
Feb. 25	#vs. Long Island	6 p.m.	April 28	*Utah State (DH)	4 p.m.
Feb. 26	#vs. Oregon	9 a.m.	May 4	*at San Jose State	3 p.m.
Feb. 26	#vs. Stanford	11 a.m.	May 5	*at San Jose State (DH)	noon
March 2	\$vs. Illinois	1:30 p.m.	May 9-12	WAC Tournament (Las Cruces, N.M.)	
March 2	\$at UNLV	6 p.m.			
March 3	\$vs. Seton Hall	9 a.m.			
March 3	\$vs. Florida Atlantic	11:15 a.m.			
March 4	\$vs. Seton Hall	11:15 a.m.			
March 6	Valparaiso	6 p.m.			
March 9	%vs. Creighton	9 a.m.			
March 9	%vs. Valparaiso	1 p.m.			
March 10	%vs. East Carolina	3:30 p.m.			
March 11	%vs. Pacific	11 a.m.			
March 11	%at Arizona State	1 p.m.			

! - Hotel Encanto Invitational (Las Cruces, N.M.)
 @ - Troy Cox Classic (Las Cruces, N.M.)
 # - Cathedral City Classic (Palm Springs, Calif.)
 \$ - Eller Media Stadium Classic (Las Vegas, Nev.)
 % - Diamond Devil Invitational (Tempe, Ariz.)
 *WAC game
 All times local/subject to change

AGGIE ADMINISTRATION



Dr. Barbara Couture
President



Dr. Jack Thomas
Faculty Representative



Dr. McKinley Boston
Athletics Director



Maria Roth
Associate AD/SWA



Jeremy Strachan
SID



KATHY RODOLPH

Alma Mater: UTEP, 1985
Overall Record: 302-263/10 years
School Record: 230-232/8 years
WAC Record: 59-56 (.513)
Playing Career: UTEP (Basketball)

HEAD COACH FILE

- NM State softball head coach Kathy Rodolph is the longest tenured coach in program history after eight seasons of directing the Aggies.
- She is also the winningest coach in school history leading the Aggies to a 230-232 (.498) record.
- After posting 14 wins in her opening season of 2004, Rodolph has won 25 or more games in each of the last seven seasons.
- In just eight seasons, she claims three of NM State's six 30-plus-win seasons in the program's 37-year history including a program-best 44 win total in 2011.
- Rodolph is the only coach in program history to direct teams that earned votes in both national polls in three consecutive seasons (2009-11).
- She earned 2011 WAC Coach of the Year honors, just the second such award in program history.
- Rodolph led the Aggies to their first title of any kind with a regular-season championship and later guided NM State to its first WAC Tournament title.
- She directed the Aggies to their first NCAA Tournament appearance and victory in program history last season.
- Rodolph posted her 200th win at NM State on Feb. 26, 2011 and recorded her 400th career win on March 9, 2011.



ASSISTANT COACHES



Cat Heifner
 UTEP '97
 9th Year



Tiala Tagaloa
 Bethune-Cookman '05
 7th Year

2011 RESULTS

Date	Opponent	Score
Feb. 11	!Northern Colorado	W, 7-3
Feb. 11	!Colorado State	W, 13-5 (5)
Feb. 12	!Northern Colorado	W, 6-1
Feb. 12	!Minnesota	W, 15-7 (6)
Feb. 13	!Minnesota	W, 7-6 (5)
Feb. 13	!Colorado State	W, 10-1 (5)
Feb. 18	@No. 6 Oklahoma	L, 4-7
Feb. 18	@Louisiana-Monroe	W, 6-3
Feb. 19	@Sam Houston State	W, 15-7 (5)
Feb. 19	@Southern Utah	W, 10-5
Feb. 20	@No. 6 Oklahoma	L, 0-16 (5)
Feb. 20	@Southern Utah	W, 6-1
Feb. 24	#at UTEP	W, 8-6
Feb. 25	#vs. Bradley	W, 12-10 (8)
Feb. 25	#vs. Texas State	W, 3-0
Feb. 26	#vs. Texas State	L, 5-6
Feb. 26	#vs. North Dakota	W, 14-4 (5)
March 4	\$vs. Creighton	W, 8-4
March 4	\$vs. East Carolina	L, 5-8
March 5	\$at No. 9 Arizona State	L, 0-17 (5)
March 5	\$vs. Northern Colorado	W, 13-5 (6)
March 6	\$vs. Northern Iowa	W, 4-2
March 9	UTEP	W, 1-0
March 15	No. 7 Arizona	L, 2-7
March 15	No. 7 Arizona	L, 5-7 (8)
March 18	No. 14 Nebraska	W, 4-3
March 19	No. 14 Nebraska	L, 5-7
March 19	No. 14 Nebraska	L, 1-16 (5)
March 20	No. 14 Nebraska	L, 3-6
March 25	*San Jose State	W, 7-6 (8)
March 26	*San Jose State	W, 9-0 (5)
March 26	*San Jose State	W, 18-9 (5)
March 30	at Weber State	W, 10-1 (5)
March 30	at Weber State	W, 6-3
April 1	*at Utah State	W, 3-1
April 1	*at Utah State	W, 11-6
April 2	*Utah State	W, 5-4 (10)
April 4	New Mexico	L, 2-3
April 8	*No. 23 Fresno State	L, 1-9 (5)
April 9	*No. 23 Fresno State	W, 10-2 (5)
April 9	*No. 23 Fresno State	W, 9-1 (6)
April 15	*at Nevada	W, 12-7
April 16	*at Nevada	W, 10-2 (5)
April 16	*at Nevada	W, 12-9
April 19	at New Mexico	W, 6-0
April 22	*Louisiana Tech	W, 7-1
April 23	*Louisiana Tech	W, 5-4 (8)
April 23	*Louisiana Tech	W, 3-2
April 27	at Loyola Marymount	W, 11-2 (5)
April 29	*at Hawai'i	L, 2-3 (10)
April 30	*at Hawai'i	L, 4-5
April 30	*at Hawai'i	L, 4-5
May 6	*Boise State	W, 11-10 (8)
May 7	*Boise State	W, 16-3 (5)
May 7	*Boise State	W, 7-6
May 12	&vs. No. 4 Hawai'i	W, 5-4
May 13	&vs. No. 2 Boise State	W, 7-0
May 14	&at No. 3 Fresno State	W, 5-0
May 20	^vs. Texas Tech	W, 9-0 (5)
May 21	^at No. 8 Arizona	L, 0-8
May 21	^vs. Texas Tech	L, 4-6

! - Hotel Encanto Invitational (Las Cruces, N.M.)
 @ - Troy Cox Classic (Las Cruces, N.M.)
 # - UTEP Invitational (El Paso, Texas)
 \$ - Wilson/DeMarini Invitational (Tempe, Ariz.)
 * - WAC game
 & - WAC Tournament (Fresno, Calif.)
 ^ - NCAA Tournament (Tucson, Ariz.)

ABOUT THE WAC • THE SCHOOLS • WAC RECORDS AND HISTORY

NEW MEXICO STATE TOP PLAYERS AND ROSTER




TIARE JENNINGS
UT, 5-8, Sr.

Earned first team all-WAC and second team All-West Region honors in 2011 ... ranked in the top five in the WAC in home runs (15), RBI (56), on-base percentage (.517), walks (54), total bases (119), runs scored (59), slugging percentage (.680), batting average (.366) and hits (64) ... tied the NCAA record with five consecutive games with a home run ... named first team all-WAC in 2010 and second team in 2009 ... became the first freshman in school history to be named first team All-West Region ... current all-time Aggie batting average leader (.374) ... ranks second all-time at NM State in runs scored (162) and third in home runs (41), RBI (148), walks (86) and total bases (353).

CAREER STATISTICS

Year	G-GS	AB	R	H	RBI	Avg.
2009	54-54	172	55	70	61	.407
2010	54-54	172	48	60	31	.349
2011	61-60	175	59	64	56	.366
Total	169-168	519	162	194	148	.374



ALEX NEWMAN
RHP, 5-10, Jr.

Started the program's first NCAA Tournament game by posting a no-hitter in a 9-0 five-inning win over Texas Tech ... her no-hitter was the first in four seasons for the Aggies and just the third since NM State joined the WAC in 2005 ... in the postseason, no opposing runner reached third base against her after the third inning of a WAC first round game against Hawai'i through the no-hitter against Texas Tech, spanning four contests and three starts ... set the NM State single-season record for wins with a WAC-leading 23 victories ... led the team in nearly all pitching statistics last season, including ERA (3.37), wins (23), appearances (45), starts (35), complete games (8), shutouts (5), innings pitched (166.0) and strikeouts (86).

CAREER STATISTICS

Year	W-L	S	ERA	IP	K	BB
2010	1-0	1	2.44	66.0	29	15
2011	23-6	0	3.37	166.0	86	60
Total	24-6	1	3.11	232.0	115	75



VALERIE SWEDBERG
UT, 5-8, So.

Earned WAC Freshman of the Year, WAC Tournament MVP and first team all-WAC honors ... ended the season on a 13-game hitting streak ... went 3-for-3 in her NCAA Tournament debut against Texas Tech and finished the NCAA Tournament 7-of-9 including a perfect 6-of-6 in two games against the Red Raiders ... ranked in the top five in the WAC in home runs (13), RBI (52), total bases (113), slugging percentage (.748), batting average (.377), doubles (13) and triples (2) ... ranked third on the team with a .377 batting average ... posted 52 RBI in her rookie season, the fifth-best mark all-time at NM State ... her .748 slugging percentage ranks fourth all-time on the Aggie single-season list.

CAREER STATISTICS

Year	G-GS	AB	R	H	RBI	Avg.
2011	51-45	151	30	57	52	.377
Total	51-45	151	30	57	52	.377

2012 ROSTER

No.	Name	Pos.	B/T	Ht.	Yr.	Hometown (Last School)
5	Jackie Candelaria	IF	R/R	5-2	Fr.	Los Lunas, N.M. (Los Lunas)
22	Tina Cisneros	IF	L/R	5-9	Fr.	Dripping Springs, Texas (Dripping Springs)
14	Brittany Clifton	C	R/R	5-6	RS-Sr.	Simi Valley, Calif. (Royal)
10	Teresa Conrad	UT	R/R	5-8	Jr.	Los Angeles, Calif. (Notre Dame Academy)
33	Kristi Covarrubia	IF	L/R	5-2	RS-So.	Las Cruces, N.M. (Oonate)
12	Kelsey Dodd	IF	L/L	5-9	Fr.	Clovis, Calif. (Buchanan)
4	Chelsea Dohrwardt	OF	L/R	5-4	Fr.	Tucson, Ariz. (Tucson)
21	Karysta Donisthorpe	RHP	R/R	5-6	Fr.	Farmington, N.M. (Piedra Vista)
2	Shaleese Javillo	OF	L/R	5-5	Sr.	Kohala, Hawai'i (Kamehameha)
23	Tiare Jennings	UT	R/R	5-8	Sr.	Turlock, Calif. (Pitman)
8	Tehani Kaaihue	UT	R/R	5-8	Jr.	Kapolei, Hawai'i (Kapolei)
30	Alex Newman	RHP	R/R	5-10	Jr.	Rio Linda, Calif. (Rio Linda Senior)
18	Amber Olive	OF	L/R	5-4	Jr.	Simi Valley, Calif. (Simi Valley)
1	Malena Padilla	OF	R/R	5-4	Fr.	Oakley, Calif. (Freedom)
17	Staci Rodriguez	OF	R/R	5-9	Fr.	Downey, Calif. (Downey)
25	Alyssa Ruiz	C	R/R	5-4	So.	Temecula, Calif. (Chaparral)
15	Kelsey Schueler	RHP	R/R	5-9	Sr.	Clovis, Calif. (Buchanan)
7	Valerie Swedberg	UT	R/R	5-8	So.	Albuquerque, N.M. (Cibola)
24	Ana Tovio-Asato	IF	R/R	5-8	Fr.	Kapolei, Hawai'i (Kapolei)
32	Ayssa Vargas	IF	R/R	5-9	Fr.	Gilbert, Ariz. (Mesquite)
6	Celisha Walker	P/UT	R/R	5-7	So.	Santa Monica, Calif. (Santa Monica)
11	Sydney Williard	RHP	R/R	5-11	Sr.	Keller, Texas (Keller)

Head Coach: Kathy Rodolph
Associate Head Coach: Cat Heifner
Assistant Coach: Tiala Tagaloa

TEAM PROFILE

Key Returnees	BA	Hits	RBI
Teresa Conrad	.341	56	42
Tiare Jennings	.366	64	56
Valerie Swedberg	.377	57	52

Key Pitchers	ERA	W-L	K
Alex Newman	3.37	23-6	86
Celisha Walker	3.81	9-6	47

Key Losses	BA	Hits	RBI
Kandis Jones	.387	82	34
Ashley Maroda	.335	62	40
Hoku Nohara	.426	60	73
Kylie Randall	.357	74	17

NEW MEXICO STATE SOFTBALL COMPLEX



QUICK FACTS

Location:.....San Jose, Calif.
Joined WAC:..... July 1, 1996
Enrollment:..... 26,796
Founded:..... 1857
Nickname:..... Spartans
Colors:..... Gold, White and Blue
President:..... Mohammad Qayoumi
Athletics Director:..... Tom Bowen
Athletic Department:..... (408) 924-1200
Ticket Office:..... (408) 924-7589
Web Site:..... sjsuspartans.com

SPORTS INFORMATION

Director Lawrence Fan
Softball Contact Amy Villa
Office Number (408) 924-1216
Villa's Cell Number (408) 421-8604
Villa's E-Mail amy.villa@sjsu.edu
Fax Number (408) 924-1291
Press Box N/A

SOFTBALL FACTS

Head Coach Peter Turner
Softball Office (408) 924-1253
Program Record 667-841-1 (.442), 26 years
All-Time WAC Record 110-213 (.341), 15 years
WAC Regular-Season Titles 0
WAC Tournament Titles 0
2011 Record 19-35 (.352)
2011 WAC Record 5-16 (7th)
Stadium San Jose State Field (500)
Stadium Record 147-178 (.452), 14 years
NCAA Appearances 2 (1990, '92)
NCAA Record 0-4 (.000)
Letterwinners Returning/Lost 14/2
Starters Returning/Lost 9/0

MEDIA OUTLETS

Associated Press
 Office: (415) 495-1708.....FAX: (415) 495-4967

San Jose Mercury News
 Office: (408) 920-5830.....FAX: (408) 920-5244

San Francisco Chronicle
 Office: (415) 777-7201.....FAX: (415) 543-3754

Spartan Daily (Campus)
 Office: (408) 924-4548

SPARTAN BITS

- The Spartans return 14 letterwinners and all nine starters from last year's team that featured five freshmen in the starting lineup.
- Amanda Pridmore anchors the team's pitching staff after missing last season due to a knee injury. She finished the 2010 season with an 18-12 record and a 3.27 ERA. She is tied for second all-time at San Jose State with seven saves and needs one more to tie the school record.
- Annica Wolfe returns after leading the Spartans in hitting last year (.309), as does Alex Stange, who led the team with 45 hits and had a .989 fielding percentage while starting at first base.
- Jennifer Ames led the Spartan pitching staff with 142.2 innings pitched last season. She struck out 58 batters in 27 appearances. Ames is tied for sixth all-time at SJSU in saves with three.
- Freshman outfielder Michelle Cox is a member of the Australian national team. She was the MVP and Best Hitter at the 2010 Under 19 Women's Australian Championship.
- Junior Vanessa House was a second team NFCA JC All-American outfielder last year for Yavapai College, where she helped lead her team to a national championship and 67-4 record. She hit .479 last year with 101 hits.

2012 SCHEDULE

Date	Opponent	Time	Date	Opponent	Time
Feb. 9	!at Arizona State	7:30 p.m.	March 18	^at UC Santa Barbara	11:45 a.m.
Feb. 10	!vs. Washington	2 p.m.	March 23	*at Hawaii	6 p.m.
Feb. 10	!vs. Cal Poly	8:30 p.m.	March 24	*at Hawaii (DH)	2 p.m.
Feb. 11	!vs. Oregon	1:30 p.m.	March 28	at Saint Mary's (DH)	2 p.m.
Feb. 11	!vs. Texas A&M	7 p.m.	March 30	*Louisiana Tech	3 p.m.
Feb. 17	@vs. Utah	9 a.m.	March 31	*Louisiana Tech (DH)	noon
Feb. 17	@vs. Ohio State	1:30 p.m.	April 6	*at Nevada	3 p.m.
Feb. 18	@vs. California	9 a.m.	April 7	*at Nevada (DH)	1 p.m.
Feb. 18	@vs. UC Riverside	1:30 p.m.	April 13	*Fresno State	3 p.m.
Feb. 19	@vs. Idaho State	11:15 a.m.	April 14	*Fresno State (DH)	noon
Feb. 22	Sacramento State	2:30 p.m.	April 17	Stanford	4 p.m.
Feb. 24	CS Bakersfield (DH)	noon	April 20	*at Utah State (DH)	2 p.m.
Feb. 25	CS Bakersfield (DH)	noon	April 21	*at Utah State	noon
Feb. 28	at Sacramento State	2:30 p.m.	April 26	at Utah Valley	5 p.m.
March 2	#Southern Utah (DH)	noon	April 27	*at Brigham Young (BYUtv)	6 p.m.
March 3	#Southern Utah	11:15 a.m.	April 28	*at BYU (DH) (BYUtv)	1:30 p.m.
March 3	#Santa Clara	1:30 p.m.	May 4	*New Mexico State	3 p.m.
March 4	#Santa Clara	12:15 p.m.	May 5	*New Mexico State (DH)	noon
March 6	Pacific	2 p.m.	May 9-12	WAC Tournament (Las Cruces, N.M.)	
March 9	\$vs. Saint Mary's	noon			
March 9	\$vs. UC Santa Barbara	2:15 p.m.			
March 10	%vs. James Madison	3:45 p.m.			
March 10	%vs. Cal Poly	8:15 p.m.			
March 11	%vs. Colorado State	11:15 a.m.			
March 11	%at Stanford	3:45 p.m.			
March 16	^vs. Wisconsin	11:15 a.m.			
March 16	^vs. Oklahoma State	1:45 p.m.			
March 17	^vs. Oklahoma State	9 a.m.			
March 17	^vs. Wisconsin	4 p.m.			

! - Kajikawa Classic (Tempe, Ariz.)
 @ - Louisville Slugger Desert Classic (Las Vegas)
 # - Deanna Mauer Super Series (San Jose, Calif.)
 \$ - SCU Invitational (San Jose, Calif.)
 % - Stanford Louisville Slugger Classic (Stanford, Calif.)
 ^ - Gaucho Classic II (Santa Barbara, Calif.)
 *WAC game
 All times local/subject to change

SPARTAN ADMINISTRATION



Mohammad Qayoumi
President



Bill Campsey
Faculty Representative



Tom Bowen
Athletics Director



Liz Jarnigan
SWA



Amy Villa
SID



PETER TURNER

Alma Mater: Sacramento State, 1989
Overall Record: 121-160/5 years
School Record: Same
WAC Record: 30-69 (.303)

HEAD COACH FILE

- Peter Turner begins his sixth year at San Jose State with a 121-160 record at San Jose State.
- He recorded his 100th coaching win at San Jose State in a 2-1 win over New Mexico State on May 5, 2010, at SJSU Field.
- He led the Spartans to 34 wins in 2010, just the seventh time in school history that a Spartan team recorded 30 or more wins in a season and tied for the third highest total in school history. His 2010 team set 11 records including batting average (.284), doubles (88) and home runs (38).
- Turner compiled a 99-30 record in four years at San Joaquin Delta College and led the team to the 2005 league championship.
- He currently is the head coach of the USA Softball Men's National Team.
- Turner is a member of the ASA National Softball Hall of Fame and a 10-time ASA All-American.
- He has been selected to two other local halls of fame – Stockton (Calif.) Sports Hall of Fame and the Stockton Softball Hall of Fame.
- Last year, 10 players were San Jose State Scholar Athletes and five were Academic all-WAC honorees. In addition, his team received the SJSU Athletics Board's Most Improved Academic Performance Award for the 2008-09 school year.



ASSISTANT COACHES



Christen Hardee
Humboldt State '04
 3rd Year



Chase Turner
Sacramento State '09
 3rd Year



Thad Brown
 5th Year

2011 RESULTS

Date	Opponent	Score
Feb. 10	!vs. Mississippi	W, 3-2
Feb. 11	!vs. Cal State Northridge	L 8-9
Feb. 11	!vs. Nebraska	L, 3-7
Feb. 12	!vs. Appalachian State	W, 4-3
Feb. 12	!vs. Portland State	L, 3-5
Feb. 13	!at No. 13 Arizona State	L, 3-11 (5)
Feb. 18	at CSU Bakersfield	W, 3-1
Feb. 18	at CSU Bakersfield	W, 3-1
Feb. 19	at CSU Bakersfield	W, 6-2
Feb. 19	at CSU Bakersfield	W, 8-0
Feb. 20	Santa Clara	W, 2-1
Feb. 20	Santa Clara	W, 8-0 (5)
Feb. 26	@vs. No. 13 Oregon	L, 0-8 (5)
Feb. 27	@vs. No. 13 Oregon	L, 0-6
Feb. 27	@vs. Pacific	L, 9-12
March 4	#vs. Bradley	L, 1-3
March 4	#vs. Kansas	L, 1-3
March 5	#vs. San Diego	W, 5-0
March 5	#vs. Troy	L, 9-14
March 6	#at UNLV	L, 2-3 (8)
March 11	\$vs. UC Davis	L, 2-6
March 12	\$vs. Albany	W, 3-2
March 12	\$vs. Santa Clara	W, 14-1 (5)
March 13	\$vs. UC Davis	W, 4-3 (9)
March 16	New Mexico	W, 3-1
March 16	New Mexico	L, 0-10 (6)
March 19	%vs. No. 7 Arizona	L, 6-14 (6)
March 19	%vs. Illinois	L, 2-14
March 20	%vs. Pacific	W, 11-3 (5)
March 22	Idaho State	W, 4-3
March 22	Idaho State	L, 4-7
March 25	*at New Mexico State	L, 6-7 (8)
March 26	*at New Mexico State	L, 0-9 (5)
March 26	*at New Mexico State	L, 9-18 (5)
April 1	*Boise State	W, 5-3
April 2	*Boise State	L, 1-12 (6)
April 2	*Boise State	L, 1-12
April 6	UC Davis	W, 5-4
April 8	*Utah State	L, 6-9
April 9	*Utah State	L, 2-5
April 9	*Utah State	W, 8-4
April 12	at No. 11 Stanford	L, 1-3
April 15	*at Fresno State	L, 2-4
April 16	*at Fresno State	L, 1-2 (9)
April 16	*at Fresno State	L, 1-6
April 22	*Nevada	L, 5-8
April 23	*Nevada	L, 0-1
April 23	*Nevada	W, 12-4 (6)
April 29	*at Louisiana Tech	L, 1-2
April 30	*at Louisiana Tech	W, 4-1
April 30	*at Louisiana Tech	W, 5-3
May 6	*Hawai'i	L, 0-8 (5)
May 7	*Hawai'i	L, 1-11 (5)
May 7	*Hawai'i	L, 1-3

! - Kajikawa Classic (Tempe, Ariz.)
 @ - Libby Matson Tournament (Stockton, Calif.)
 # - Eller Media Stadium Classic (Las Vegas)
 \$ - Santa Clara Bronco Classic (Hayward, Calif.)
 % - Judi Garman Tournament (Fullerton, Calif.)
 * - WAC game

SAN JOSE STATE TOP PLAYERS AND ROSTER



AMANDA PRIDMORE
RHP, 5-7, RS-Jr.

Redshirted last season after suffering a knee injury ... in 2010, started 30 games and pitched 18 complete games ... struck out 151 batters while walking 67 ... struck out a career-best 11 batters in a 4-0 win over Saint Mary's ... had four saves on the season, which ranked 11th nationally ... as a freshman in 2009, appeared in a team-high 38 games, starting 21 ... struck out a team-best 103 batters ... pitched nine complete games and two shutouts ... tied for second all-time at SJSU in career saves (7) ... ranks fifth in career strikeouts (254), eighth in innings pitched (372.2) and strikeouts per seven innings (4.77), and ninth in games started (51) and wins (26).

CAREER STATISTICS

Year	W-L	S	ERA	IP	K	BB
2009	8-13	3	3.10	165.0	103	47
2010	18-12	4	3.27	207.2	151	67
Total	26-25	7	3.19	372.2	254	114



ALEX STANGE
INF, 5-4, Sr.

Starter at first base ... hit .294 on the year with a .343 on-base percentage and a .399 slugging percentage ... had a team-best 45 hits to go with 18 runs scored and 21 RBI ... had 10 multi-hit games and five games with two or more RBI ... posted a six-game hitting streak from April 23-May 6, and had two four-game hitting streaks in March ... had three hits in a game four times ... hit the game-winning double to drive in two runs in a win over Idaho State ... hit home runs against Albany, New Mexico State and Fresno State ... had seven doubles and drew 12 walks.

CAREER STATISTICS

Year	G-GS	AB	R	H	RBI	Avg.
2009	17-7	28	1	6	2	.214
2010	24-15	52	5	10	7	.192
2011	52-51	153	18	45	21	.294
Total	93-73	233	24	61	30	.262



ANNICA WOLFE
INF, 5-8, So.

Led the Spartans with a .309 batting average ... started 51 games at third base ... had 43 hits, 24 RBI and 14 runs scored to go with a .374 on base percentage and a .417 slugging percentage ... had three hits in a game four times and two hits in eight games ... drove in four runs against Santa Clara in March, three runs in the final game at New Mexico State and the Spartans' only run at No. 11 Stanford ... hit her first collegiate home run against Appalachian State and added one against Pacific and Boise State ... had 14 walks and stole a base at CS Bakersfield.

CAREER STATISTICS

Year	G-GS	AB	R	H	RBI	Avg.
2011	51-51	139	14	43	24	.309
Total	51-51	139	14	43	24	.309

2012 ROSTER

No.	Name	Pos.	B/T	Ht.	Yr.	Hometown (Last School)
33	Jennifer Ames	P	R/R	6-0	Sr.	San Jose, Calif. (Evergreen Valley)
16	Sadie Coenen	INF/OF	L/R	5-4	So.	Modesto, Calif. (Johansen)
44	Markesha Collins	OF	L/R	5-5	Jr.	Citrus Heights, Calif. (San Juan)
21	Michelle Cox	OF	L/L	5-6	Fr.	Sydney, NSW, Australia (Roseville College)
5	Sharon-Renae Estrada	INF	R/R	5-4	Fr.	San Bernardino, Calif. (Cajon)
38	Madison Fish	P/OF	R/R	5-7	Fr.	Sacramento, Calif. (Cosumnes Oaks)
29	Cheryl Freitas	INF	R/R	5-7	Jr.	Stockton, Calif. (St. Mary's)
7	BranDee Garcia	INF	R/R	5-9	Jr.	Visalia, Calif. (Mt. Whitney)
12	Jessica Garcia	C/INF	R/R	5-4	So.	Redlands, Calif. (Redlands)
22	Janessa Gutierrez	P	R/R	5-0	So.	Oxnard, Calif. (Rio Mesa)
10	Britney Helm	OF	R/R	5-5	So.	Torrance, Calif. (Torrance)
19	Vanessa House	OF	S/R	5-7	Jr.	Palmdale, Calif. (Yavapai College)
11	Allison Lang	P/INF	R/R	6-0	Fr.	Fountain Valley, Calif. (Fountain Valley)
23	Breanna Lopez	C	R/R	5-6	Sr.	Elk Grove, Calif. (Franklin)
3	Cristina Menjivar	INF/OF	L/L	5-6	So.	South San Francisco, Calif. (Archbishop Mitty)
4	Kailey Mertz	INF	R/R	5-9	So.	Buena Park, Calif. (Kennedy)
2	Dorothy Morentin	C	L/R	5-4	Jr.	Van Nuys, Calif. (Birmingham)
1	Amanda Pridmore	P	R/R	5-7	RS-Jr.	Modesto, Calif. (Modesto)
42	Jordan Saucedo	P	R/R	5-9	Fr.	Ontario, Calif. (Colony)
20	Amanda Schatz	C	R/R	5-7	RS-Jr.	Lodi, Calif. (Lodi)
9	Nicole Schultz	UT	R/R	5-3	Fr.	Las Vegas, Nev. (Durango)
26	Lauren Shanks	OF	R/R	5-1	Sr.	Durham, Calif. (Durham)
17	Alex Stange	INF	R/R	5-4	Sr.	Union City, Calif. (James Logan)
24	Marissa Toy	INF/OF	R/R	5-2	Fr.	Riverbank, Calif. (Oakdale)
15	Annica Wolfe	INF	R/R	5-8	So.	Oxnard, Calif. (Rio Mesa)
6	Jacqueline Zepeda	INF	R/R	5-7	So.	Antioch, Calif. (Freedom)
14	Stephanie Ziemann	OF	R/R	5-4	Jr.	La Cañada, Calif. (Crescenta Valley)

Head Coach: Peter Turner

Assistant Coaches: Christen Hardee, Chase Turner

Volunteer Assistant Coach: Thad Brown

TEAM PROFILE

Key Returnees	BA	Hits	RBI
Cheryl Freitas	.286	36	25
Amanda Schatz	.288	34	14
Alex Stange	.294	45	21
Annica Wolfe	.309	43	24

Key Pitchers	ERA	W-L	K
Amanda Pridmore	3.27	18-12	151*

*stats from 2010 season

Key Losses	ERA	W-L	K
Elyssa Fox	4.48	5-15	73
Alex Molina	5.82	2-0	18

SAN JOSE STATE FIELD



SAN JOSE STATE 2011 STATISTICS AND RESULTS

All Games: 19-35

Home: 8-11

Road: 7-11

Neutral: 4-13

Player	AVG	GP-GS	AB	R	H	2B	3B	HR	RBI	TB	SLG%	BB	HBP	SO	GDP	OB%	SF	SH	SB-SBA	PO	A	E	FLD%
Annica Wolfe	.309	51-51	139	14	43	6	0	3	24	58	.417	14	1	13	4	.374	1	0	1-2	38	91	9	.935
Alex Stange	.294	52-51	153	18	45	7	0	3	21	61	.399	12	0	25	1	.343	1	0	1-1	333	20	4	.989
Amanda Schatz	.288	42-39	118	9	34	11	0	2	14	51	.432	8	2	15	2	.344	0	0	0-1	140	17	4	.975
Cheryl Freitas	.286	47-45	126	24	36	11	1	4	25	61	.484	17	3	26	2	.378	2	0	3-3	56	35	5	.948
Sadie Coenen	.286	44-40	119	24	34	9	1	0	5	45	.378	17	0	18	0	.375	0	1	4-7	25	1	1	.963
BranDee Garcia	.260	51-51	154	21	40	5	0	2	16	51	.331	16	2	24	2	.337	0	2	7-7	101	83	25	.880
Britney Helm	.253	50-50	150	28	38	7	1	2	13	53	.353	27	3	25	0	.378	0	0	9-11	79	5	1	.988
Jessica Garcia	.200	53-43	125	14	25	3	0	2	18	34	.272	13	1	27	2	.277	2	1	0-0	92	40	1	.992
Dorothy Morentin	.400	11-0	5	1	2	0	0	0	2	2	.400	0	0	0	0	.400	0	0	0-0	6	1	0	1.000
Kailey Mertz	.308	11-3	13	3	4	1	0	0	2	5	.385	4	0	3	0	.471	0	1	0-0	11	5	0	1.000
Cristin Menjivar	.308	9-4	13	1	4	0	0	0	2	4	.308	0	0	4	0	.308	0	0	0-0	0	0	0	.000
Breanna Lopez	.209	40-29	91	8	19	2	0	1	16	24	.264	9	1	23	1	.282	2	0	0-0	9	0	1	.900
Jacquelin Zepeda	.205	38-31	73	6	15	2	0	1	8	20	.274	7	0	14	0	.272	1	3	3-4	56	64	12	.909
Nikki Chapman	.188	9-3	16	1	3	0	0	0	1	2	.188	3	0	6	0	.316	0	0	0-0	22	0	0	1.000
Markesha Collins	.180	40-23	61	11	11	4	0	1	4	18	.295	11	1	18	0	.311	1	0	4-5	33	0	0	1.000
Stephanie Ziemann	.129	49-21	62	7	8	1	0	1	5	12	.194	12	2	18	0	.289	0	1	1-1	34	3	2	.949
Brianna Yray	.000	16-1	3	3	0	0	0	0	0	0	.000	0	0	0	0	.000	0	0	1-1	0	0	0	.000
Lauren Shanks	.000	19-1	2	9	0	0	0	0	0	0	.000	0	0	2	0	.000	0	0	1-1	0	0	0	.000
Janessa Gutierrez	.000	1-0	0	0	0	0	0	0	0	0	.000	0	0	0	0	.000	0	0	0-0	2	17	4	.826
Totals	.254	54-54	1423	202	361	69	3	22	176	502	.353	170	16	261	14	.338	10	9	35-44	1045	439	77	.951
Opponents	.326	54-54	1493	303	486	76	8	45	279	713	.478	156	28	171	6	.396	16	27	28-51	1067	416	77	.951

LOB - Team (365), Opp (375). DPs turned - Team (24), Opp (28). CI - Team (0), Opp (3). IBB - Team (1), Freitas 1. Picked off - Coenen 1.

Player	ERA	W-L	APP	GS	CG	SHO	CBO	SV	IP	H	R	ER	BB	SO	2B	3B	HR	AB	B/Avg	WP	HBP	BK	SFA	SHA
Elyssa Fox	4.48	5-15	28	20	6	1	0	0	101.2	131	80	65	38	73	24	3	18	426	.308	7	6	0	5	9
Jennifer Ames	4.51	7-16	27	25	11	1	0	2	142.2	203	115	92	63	58	28	2	9	615	.330	16	4	0	2	11
Janessa Gutierrez	5.04	5-4	25	5	1	0	0	0	58.1	88	60	42	29	22	12	1	10	265	.332	4	6	1	4	3
Alex Molina	5.82	2-0	21	4	1	1	0	1	45.2	64	48	38	26	18	12	2	8	187	.342	4	12	0	5	4
Totals	4.76	19-35	54	54	19	3	0	3	348.1	486	303	237	156	171	76	8	45	1493	.326	31	28	1	16	27
Opponents	2.87	35-19	54	54	24	6	1	4	355.2	361	202	146	170	261	69	3	22	1423	.254	31	16	6	10	9

PB - Team (4), Schatz 3, Garcia, J. 1, Opp (10). Pickoffs - Team (0), Opp (1). SBA/ATT - Ames (13-26), Garcia, J. (11-24), Schatz (13-20), Fox (5-9), Gutierrez (3-8), Molina (7-8), Morentin (2-3), Lopez, B. (2-2).

WAC Games: 5-16

Home: 3-9

Road: 2-7

Player	AVG	GP-GS	AB	R	H	2B	3B	HR	RBI	TB	SLG%	BB	HBP	SO	GDP	OB%	SF	SH	SB-SBA	PO	A	E	FLD%
Cheryl Freitas	.304	18-18	46	6	14	6	1	0	4	22	.478	7	0	10	1	.396	0	0	0-0	39	19	1	.983
Annica Wolfe	.286	20-20	56	5	16	3	0	1	7	22	.393	5	1	3	3	.355	0	0	0-0	14	36	3	.943
Amanda Schatz	.277	21-21	65	5	18	6	0	1	6	27	.415	3	0	9	0	.309	0	0	0-0	68	5	3	.961
Alex Stange	.258	21-21	62	7	16	2	0	2	7	24	.387	5	0	9	1	.313	0	0	0-0	130	8	2	.986
Britney Helm	.246	21-21	61	7	15	4	1	0	6	21	.344	13	0	9	0	.378	0	0	0-1	45	3	0	1.000
Breanna Lopez	.239	18-15	46	4	11	1	0	0	5	12	.261	3	1	8	1	.300	0	0	0-0	1	0	1	.500
BranDee Garcia	.197	21-21	61	7	12	1	0	1	7	16	.262	3	1	11	1	.246	0	0	0-0	29	28	9	.864
Sadie Coenen	.191	16-15	47	5	9	4	0	0	5	13	.277	4	0	7	0	.255	0	0	0-2	9	0	1	.900
Kailey Mertz	.500	3-0	2	1	1	0	0	0	0	1	.500	0	0	0	0	.500	0	0	0-0	0	0	0	.000
Dorothy Morentin	.500	5-0	2	1	1	0	0	0	0	1	.500	0	0	0	0	.500	0	0	0-0	3	1	0	1.000
Jacquelin Zepeda	.240	16-13	25	3	6	1	0	1	3	10	.400	3	0	4	0	.310	1	2	1-1	23	25	5	.906
Markesha Collins	.200	14-10	25	6	5	3	0	1	3	11	.440	3	0	7	0	.286	0	0	0-0	12	0	0	1.000
Stephanie Ziemann	.167	18-1	6	2	1	0	0	0	0	1	.167	2	1	2	0	.444	0	1	0-0	4	0	0	1.000
Jessica Garcia	.152	20-13	33	6	5	0	0	1	6	8	.242	6	0	10	2	.282	0	1	0-0	21	3	0	1.000
Cristin Menjivar	.000	1-0	1	0	0	0	0	0	0	0	.000	0	0	1	0	.000	0	0	0-0	0	0	0	.000
Brianna Yray	.000	2-0	0	1	0	0	0	0	0	0	.000	0	0	0	0	.000	0	0	0-0	0	0	0	.000
Janessa Gutierrez	.000	1-0	0	0	0	0	0	0	0	0	.000	0	0	0	0	.000	0	0	0-0	0	4	1	.800
Lauren Shanks	.000	12-0	0	5	0	0	0	0	0	0	.000	0	0	0	0	.000	0	0	0-0	0	0	0	.000

Totals	.242	21-21	538	71	130	31	2	8	59	189	.351	57	4	90	9	.318	1	4	1-4	400	152	27	.953
Opponents	.338	21-21	589	132	199	33	3	22	122	304	.516	70	12	62	5	.416	4	8	16-20	413	168	28	.954

LOB - Team (120), Opp (151). DPs turned - Team (17), Opp (18).

Player	ERA	W-L	APP	GS	CG	SHO	CBO	SV	IP	H	R	ER	BB	SO	2B	3B	HR	AB	B/Avg	WP	HBP	BK	SFA	SHA
Elyssa Fox	4.54	2-6	13	9	2	0	0	0	41.2	57	31	27	14	29	9	1	11	180	.317	2	1	0	0	0
Alex Molina	5.49	0-0	12	1	0	0	0	1	21.2	32	25	17	14	7	8	1	3	90	.356	0	9	0	3	2
Jennifer Ames	7.21	2-9	11	11	3	0	0	0	54.1	93	66	56	34	20	15	0	7	253	.368	2	1	0	1	6
Janessa Gutierrez	4.47	1-1	6	0	0	0	0	0	15.2	17	10	10	8	6	1	1	66	.258	0	1	0	0	0	
Totals	5.78	5-16	21	21	5	0	0	1	133.1	199	132	110	70	62	33	3	22	589	.338	4	12	0	4	8
Opponents	2.34	16-5	21	21	12	3	0	1	137.2	130	71	46	57	90	31	2	8	538	.242	3	4	2	1	4

PB - Team (2), Schatz 2, Opp (2). SBA/ATT - Schatz (10-12), Ames (6-9), Molina (6-6), Garcia, J. (4-5), Morentin (2-3), Fox (3-3), Gutierrez (1-2).

QUICK FACTS

Location:..... Logan, Utah
Joined WAC:..... July 1, 2005
Enrollment:..... 25,767
Founded:..... 1888
Nickname:..... Aggies
Colors:..... Navy Blue and White
President:..... Stan Albrecht
Athletics Director:..... Scott Barnes
Athletic Department:..... (435) 797-1850
Ticket Office:..... (435) 797-0305
Web Site:..... utahstateaggies.com

SPORTS INFORMATION

Director Doug Hoffman
Softball Contact Couper Sorensen
Office Number (435) 797-1361
Sorensen's Cell Number (435) 840-2007
Sorensen's E-Mail coupdawg@gmail.com
Fax Number (435) 797-2615

SOFTBALL FACTS

Head Coach Carissa Millsap-Kalaba
Softball Office (435) 797-0553
Program Record 817-947-3 (.463), 36 years
All-Time WAC Record 26-87 (.230), 6 years
WAC Regular-Season Titles 0
WAC Tournament Titles 0
2011 Record 15-42 (.263)
2011 WAC Record 8-13 (5th)
Stadium ... LaRee and LeGrand Johnson Field (500)
Stadium Record 99-139 (.416), 16 years
NCAA Appearances 4 (1984, '89, '92, '93)
NCAA Record 2-8 (.200)
Letterwinners Returning/Lost 13/6
Starters Returning/Lost 6/5

MEDIA OUTLETS

Logan Herald Journal..... Shawn Harrison
 Office: (435) 752-2121.....FAX: (435) 753-6642
Utah Statesman Tavin Stucki
 Office: (435) 797-1761.....FAX: (435) 797-1760
Salt Lake Tribune..... Tony Jones
 Office: (801) 257-8900.....FAX: (801) 257-8950
Deseret News Kraig Williams
 Office: (435) 237-2161.....FAX: (435) 237-2543

AGGIE BITS

- Utah State returns two second team all-WAC performers – sophomore infielder Allison Lenzora and sophomore utility player Kassy Uchida. Lenzora (.356) and Uchida (.346) ranked first and second on the team, respectively, in batting average last season.
- Senior infielder Kelly Kanershiro also returns. On Feb. 19, 2011, she became Utah State's all-time home run leader. She has 32 long balls on her career.
- Last season, the Aggies qualified for the WAC Tournament for the first time ever after posting a program-record eight WAC wins.
- Utah State has had one Tyteca sister on its roster since 2008, starting with Shasta, who graduated in 2011. Shelbi is a junior and Bailee is an incoming freshman on this year's squad.
- USU welcomes nine newcomers to the team – one transfer student and eight freshmen.
- Pitchers Mandy Harmon and Shelbi Tyteca both logged a lot of innings last season. Harmon pitched 165.1 innings, while Tyteca pitched 137.2. Harmon was first in the WAC in appearances with 44 and Tyteca was fourth with 38.

2012 SCHEDULE

Date	Opponent	Time	Date	Opponent	Time
Feb. 10	!vs. North Carolina State	11 a.m.	March 24	*at Louisiana Tech (DH)	1 p.m.
Feb. 10	!vs. Army	3 p.m.	March 28	at Utah	4 p.m.
Feb. 11	!vs. St. John's	9 a.m.	March 30	*Nevada (DH)	2 p.m.
Feb. 11	!at Georgia	11 a.m.	March 31	*Nevada	1 p.m.
Feb. 12	!vs. Campbell	9 a.m.	April 3	at Utah Valley	4 p.m.
Feb. 17	@vs. Cal State Northridge	1:30 p.m.	April 6	*at Fresno State	6 p.m.
Feb. 17	@vs. UC Riverside	6 p.m.	April 7	*at Fresno State (DH)	1 p.m.
Feb. 18	@vs. Indiana	3:45 p.m.	April 10	Utah Valley	4 p.m.
Feb. 19	@vs. Texas Tech	11:15 a.m.	April 11	Weber State	4 p.m.
Feb. 19	@vs. LSU	1:30 p.m.	April 13	*at Brigham Young	6 p.m.
Feb. 20	at Southern Utah (DH)	11 a.m.	April 14	*at BYU (DH) (BYUtv)	1:30 p.m.
March 2	#at San Diego	4:15 p.m.	April 18	Idaho State	4 p.m.
March 2	#vs. Long Beach State	6:45 p.m.	April 20	*San Jose State (DH)	2 p.m.
March 3	#vs. Cal Poly	1:30 p.m.	April 21	*San Jose State	noon
March 3	#vs. Cal State Northridge	4 p.m.	April 24	at Idaho State	4 p.m.
March 4	#vs. St. Joseph's	9 a.m.	April 27	*at NM State (AggieVision)	6 p.m.
March 9	\$vs. Pittsburgh	11:30 a.m.	April 28	*at New Mexico State (DH)	4 p.m.
March 9	\$vs. North Carolina	2 p.m.	May 5	*Hawai'i	2 p.m.
March 10	\$vs. Michigan State	11:30 a.m.	May 6	*Hawai'i (DH)	noon
March 11	\$vs. Cal State Fullerton	11:15 a.m.	May 9-12	WAC Tournament (Las Cruces, N.M.)	
March 11	\$vs. UCLA	1:30 p.m.			
March 12	vs. Harvard	noon			
March 12	at Loyola Marymount	2 p.m.			
March 16	%at Boise State	4 p.m.			
March 17	%vs. Portland State	10 a.m.			
March 17	%vs. Minnesota	noon			
March 18	%vs. Portland State	10 a.m.			
March 18	%vs. Idaho State	noon			
March 23	*at Louisiana Tech	6 p.m.			

!Red and Black Showcase (Athens, Ga.)
 @Louisville Slugger Desert Classic (Las Vegas)
 #San Diego Classic I (San Diego, Calif.)
 \$Long Beach State Invitational (Long Beach, Calif.)
 %SpringHill Suites Invitational I (Boise, Idaho)
 *WAC game
 All times local/subject to change

AGGIE ADMINISTRATION



Stan Albrecht
President



Ken White
Faculty Representative



Scott Barnes
Athletics Director



Jana Doggett
Executive Associate AD/SWA



Couper Sorensen
SID



CARISSA MILLSAP-KALABA

Alma Mater: UCLA, 2000
Overall Record: 178-165/8 years
School Record: 35-72/2 years
WAC Record: 13-27 (.325)
Playing Career: Hofstra, 1996-97
 UCLA, 1998-99 (Catcher/Utility)

HEAD COACH FILE

- Carissa Millsap-Kalaba enters her third season at the helm of the Utah State softball program and has a 35-72 (.327) record.
- Last season, she led Utah State to eight conference wins, the most since joining the WAC and its most league victories since 2002, when the Aggies were in the Big West Conference.
- She recently added Jessica Pistole and Holly Pearce as assistant coaches. Pistole was the head coach at William Jessup, an NAIA school, while Pearce coached with Kalaba at Biola.
- During her first season, USU went 20-30, winning twice as many games than the 2009 team. The Aggies had a marquee win on Feb. 19, 2010, defeating then-No. 1 and defending national champion Washington, 7-4.
- Under Millsap-Kalaba, 10 players have earned Academic all-WAC honors.
- During her tenure at Biola, she compiled an overall record of 143-93 (.606), averaging just under 29 wins per year.
- After transferring from Hofstra, Kalaba played two seasons at UCLA where the Bruins won the Women's College World Series title in 1999.



ASSISTANT COACHES



Jessica Pistole
Biola '02
 1st Year



Holly Pearce
San Francisco State '06
 1st Year

2011 RESULTS

Date	Opponent	Score
Feb. 11	!vs. Central Florida	L, 6-9
Feb. 11	!at UCLA	L, 0-19 (5)
Feb. 12	!vs. San Diego State	L, 1-10 (5)
Feb. 12	!vs. North Dakota State	W, 6-4
Feb. 13	!vs. San Diego State	L, 0-2
Feb. 18	@vs. No. 19 Stanford	L, 10-18 (6)
Feb. 18	@at UNLV	W, 14-9
Feb. 19	@vs. Cal Poly	L, 2-5
Feb. 19	@vs. Cal State Northridge	W, 9-1 (5)
Feb. 20	@vs. No. 1 UCLA	L, 3-13 (6)
March 4	#vs. Minnesota	L, 1-2
March 4	#at No. 4 Arizona	L, 3-11
March 5	#vs. UC Riverside	L, 1-4
March 5	#vs. Idaho State	L, 2-10
March 6	#vs. Portland State	L, 2-5
March 8	at Cal State Bakersfield	W, 9-6
March 8	at Cal State Bakersfield	L, 3-4 (8)
March 9	at Cal State Bakersfield	W, 3-1 (9)
March 9	at Cal State Bakersfield	L, 1-4
March 11	\$vs. Cal State Fullerton	L, 1-2 (8)
March 12	\$vs. Saint Mary's	L, 0-1
March 12	\$vs. Sacramento State	L, 1-4
March 13	\$vs. Sacramento State	L, 0-1
March 13	\$at Long Beach State	L, 0-2
March 19	at Oregon State	L, 0-9 (5)
March 19	at Oregon State	L, 1-8
March 20	at No. 15 Oregon	W, 11-3 (6)
March 20	at No. 15 Oregon	W, 9-0 (5)
March 25	*at No. 21 Hawai'i	L, 2-5
March 26	*at No. 21 Hawai'i	L, 0-8 (6)
March 26	*at No. 21 Hawai'i	L, 0-2
March 29	at Brigham Young	L, 0-9 (5)
April 1	*New Mexico State	L, 1-3
April 1	*New Mexico State	L, 6-11
April 2	*New Mexico State	L, 4-5 (10)
April 5	at Weber State	L, 4-7
April 5	at Weber State	L, 5-6
April 8	*at San Jose State	W, 9-6
April 9	*at San Jose State	W, 5-2
April 9	*at San Jose State	L, 4-8
April 13	Idaho State	L, 1-6
April 15	*Boise State	W, 4-3
April 16	*Boise State	L, 1-10 (6)
April 16	*Boise State	W, 7-6
April 20	at Idaho State	W, 3-0
April 22	*Fresno State	L, 3-5
April 22	*Fresno State	L, 1-7
April 23	*Fresno State	L, 12-16
April 26	Utah	W, 12-2
April 29	*at Nevada	W, 13-3
April 29	*at Nevada	W, 8-1
April 30	*at Nevada	W, 8-1
May 6	*Louisiana Tech	L, 1-7
May 6	*Louisiana Tech	L, 6-13
May 7	*Louisiana Tech	W, 11-10 (8)
May 11	&vs. No. 4 Hawai'i	L, 1-6
May 12	&vs. No. 6 Louisiana Tech	L, 1-4

! - UCLA Invitational Tournament (Los Angeles)
 @ - Louisville Slugger Dessert Classic (Las Vegas)
 # - Wildcat Invitational (Tucson, Ariz.)
 \$ - Long Beach Invitational (Long Beach, Calif.)
 * - WAC game
 & - WAC Tournament (Fresno, Calif.)

UTAH STATE TOP PLAYERS AND ROSTER



KELLEY KANESHIRO
IF/DP, 5-5, Sr.

Started 48 games and played in all 52 last season ... led the team with 10 homers, bringing her career total to 32 ... broke the Utah State all-time home run record on Feb. 19 against Cal State Northridge, when she belted two homers, surpassing Sandy Taylor's record of 24 ... ranked eighth in the WAC in home runs per game (0.19) ... led the team in RBI (24), total bases (77) and slugging percentage (.579) ... as a sophomore, broke the USU record for home runs in a season (12) ... redshirted the 2009 season due to injury ... as a freshman, led the team in batting average (.359) and home runs (10).

CAREER STATISTICS

Year	G-GS	AB	R	H	RBI	Avg.
2008	44-43	117	28	42	29	.359
2009	1-1	1	0	1	0	1.000
2010	48-48	128	27	37	35	.289
2011	52-48	133	26	35	24	.263
Total	145-140	379	81	115	88	.303



ALLISON LENZORA
IF, 5-5, So.

Started 32 games and saw action in 33 ... named second team all-WAC ... led the team in batting average (.356) and had a .471 slugging percentage ... hit five doubles, one triple and one homer ... had the third-highest on-base percentage (.398) ... had one stolen base on one attempt ... had a breakout game against Utah on April 26, when she scored three runs, had two hits, two RBI, a home run and one stolen base ... hit .407 in conference games with 20 hits.

CAREER STATISTICS

Year	G-GS	AB	R	H	RBI	Avg.
2011	33-32	87	10	31	11	.356
Total	33-32	87	10	31	11	.356



KASSY UCHIDA
OF, 5-0, So.

Played in all 52 games, starting 49 ... posted a .346 batting average ... named second-team all-WAC ... led the team with 153 at-bats ... drove in 11 runs and had a team-high 53 hits ... had a .431 slugging percentage and a .401 on-base percentage ... posted a .923 fielding percentage ... drew 14 walks ... was a Joe E. and Elma Whitesides Scholar-Athlete Award recipient ... named Academic all-WAC ... went 4-for-5 with a double at San Jose State on April 8 ... hit .383 in WAC games.

CAREER STATISTICS

Year	G-GS	AB	R	H	RBI	Avg.
2011	52-49	153	18	53	11	.346
Total	52-49	153	18	53	11	.346

2012 ROSTER

No.	Name	Pos.	B/T	Ht.	Yr.	Hometown (Last School)
9	Nicole Arata	IF	R/R	5-4	Fr.	Ewa Beach, Hawaii (James Campbell)
5	Katie Bowdidge	UT	R/R	5-4	Jr.	Bountiful, Utah (Viewmont)
24	Kali Cancelosi	DP	R/R	5-8	Jr.	La Crescenta, Calif. (Crescenta Valley)
22	Dani Chaplin	P	R/R	5-10	Sr.	Brighton, Colo. (Colorado State)
2	Christina Cummings	OF	L/R	5-1	So.	Farmington, Utah (Viewmont)
8	Tatem Day	IF	R/R	5-8	Sr.	Mesa, Ariz. (Yavapai CC)
25	Hailey Fronton	OF	R/R	5-6	Fr.	Temecula, Calif. (Temecula Valley)
17	Mandy Harmon	P	R/R	5-11	Jr.	Las Vegas, Nev. (Shadow Ridge)
6	Kelley Kaneshiro	IF/DP	R/R	5-5	Sr.	Auburn, Wash. (Auburn Riverside)
20	Jolene Koons	C/UT	R/R	5-7	Fr.	Chico, Calif. (Chico)
16	Allison Lenzora	IF	R/R	5-4	So.	Manteca, Calif. (Central Catholic)
10	Lindsey Marquez	IF	R/R	5-3	Sr.	Artesia, Calif. (Cerritos CC)
23	Samantha Miller	C	R/R	5-4	So.	Rancho Cucamonga, Calif. (Arcadia)
15	Dekota Monarrez	UT/DP	R/R	5-5	Fr.	West Covina, Calif. (West Covina)
3	Amburlyn Orozco	OF	L/R	5-4	Fr.	Kingsburg, Calif. (Kingsburg)
11	Mariah Peterson	P	R/R	6-0	Fr.	Monument, Colo. (Lewis Palmer)
13	Taylor Serda	IF	L/R	5-6	Fr.	Wasco, Calif. (Wasco Union)
18	Annie Thomas	OF	R/R	5-7	So.	Riverton, Utah (Riverton)
32	Christine Thomsen	IF	L/L	5-8	Jr.	Fresno, Calif. (Colorado State)
7	Bailee Tyteca	UT	R/R	5-10	Fr.	Farmington, Utah (Viewmont)
12	Shelbi Tyteca	P	R/R	5-9	Jr.	Farmington, Utah (Viewmont)
4	Kassy Uchida	OF	L/R	5-0	So.	Burbank, Calif. (Burbank)

Head Coach: Carissa Millsap-Kalaba

Assistant Coaches: Jessica Pistole, Holly Pearce

TEAM PROFILE

Key Returnees	BA	Hits	RBI
Kelley Kaneshiro	.263	35	24
Allison Lenzora	.356	31	11
Kassandra Uchida	.346	53	11

Key Pitchers	ERA	W-L	K
Shelbi Tyteca	4.78	6-12	91

Key Losses	BA	Hits	RBI
Krista Bava	.293	39	21
Tina Ferguson	.296	37	18
Joreigh Landers	.291	46	20

LAREE AND LEGRAND JOHNSON FIELD



UTAH STATE 2011 STATISTICS AND RESULTS

All Games: 15-42		Home: 4-10				Road: 9-17				Neutral: 2-15													
Player	AVG	GP-GS	AB	R	H	2B	3B	HR	RBI	TB	SLG%	BB	HBP	SO	GDP	OB%	SF	SH	SB-SBA	PO	A	E	FLD%
Kassandra Uchida	.346	52-49	153	18	53	5	1	2	11	66	.431	14	0	25	1	.401	0	3	0-1	55	29	7	.923
Tina Ferguson	.296	44-41	125	16	37	7	1	2	18	52	.416	5	4	23	1	.343	0	4	0-0	135	23	4	.975
Krista Bava	.293	53-47	133	22	39	6	0	2	21	51	.383	14	3	43	1	.373	0	4	3-5	30	2	3	.914
Joreigh Landers	.291	56-55	158	23	46	12	2	1	20	65	.411	9	2	31	0	.335	1	6	4-6	75	5	5	.941
Kelley Kaneshiro	.263	52-48	133	26	35	12	0	10	24	77	.579	19	12	51	1	.400	1	1	1-2	113	75	13	.935
Ashley Ventura	.240	48-43	129	5	31	4	0	2	17	41	.318	10	2	20	3	.301	2	0	0-0	289	9	3	.990
Megan McDonald	.237	50-45	135	19	32	8	0	3	8	49	.363	11	3	24	3	.309	0	1	0-1	49	3	3	.945
Shelbi Tyteca	1.000	2-2	1	3	1	0	0	0	0	1	1.000	1	2	0	0	1.000	0	0	0-0	3	33	0	1.000
Mandy Harmon	1.000	2-1	1	0	1	0	0	0	0	1	1.000	0	0	0	0	1.000	0	0	0-0	3	48	5	.911
Katie Bowdidge	1.000	4-0	1	2	1	0	0	0	0	1	1.000	1	0	0	0	1.000	0	0	0-0	1	0	0	1.000
Allison Lenzora	.356	33-32	87	10	31	5	1	1	11	41	.471	5	1	14	0	.398	0	1	1-1	43	51	12	.887
Shasta Tyteca	.303	47-34	99	18	30	2	1	5	21	49	.495	13	3	18	1	.400	0	3	6-7	39	7	1	.979
Lindsey Marquez	.248	43-36	113	16	28	1	0	3	11	38	.336	8	2	16	1	.306	1	3	1-1	68	82	12	.926
Samantha Miller	.200	24-19	45	3	9	1	0	0	5	10	.222	0	1	8	0	.217	0	2	0-0	96	8	2	.981
Tatem Day	.156	51-44	109	8	17	3	0	0	13	20	.183	14	2	36	0	.264	0	3	0-0	82	91	7	.961
Kali Cancelosi	.149	33-8	47	2	7	0	0	2	6	13	.277	3	0	9	1	.200	0	0	0-0	3	3	0	1.000
Christi Cummings	.125	10-5	8	0	1	0	0	0	0	1	.125	3	0	5	0	.364	0	1	0-1	1	0	1	.500
Jourda Hitchings	.111	19-3	18	3	2	0	0	0	1	2	.111	0	0	1	0	.111	0	1	0-0	0	0	0	.000
Nichole McDonald	.000	17-3	6	5	0	0	0	0	0	0	.000	1	0	2	0	.143	0	0	1-1	2	0	0	1.000
Dani Chaplin	.000	1-1	3	0	0	0	0	0	0	0	.000	0	0	1	0	.000	0	0	0-0	0	20	2	.909
Annie Thomas	.000	34-1	3	11	0	0	0	0	0	0	.000	0	0	2	0	.000	0	0	3-3	1	1	1	.667
Brandy Karl	.000	13-0	0	5	0	0	0	0	0	0	.000	0	0	0	0	.000	0	0	1-1	0	0	0	.000
Totals	.266	57-57	1507	215	401	66	6	33	187	578	.384	131	37	329	13	.339	5	33	21-30	1088	490	81	.951
Opponents	.322	57-57	1540	356	496	110	16	54	321	800	.519	230	49	229	13	.425	5	41	53-71	1141	423	67	.959

LOB - Team (358), Opp (422). DPs turned - Team (21), Opp (23). IBB - Team (0), Opp (1). Picked off - Lenzora, A. 1.

Player	ERA	W-L	APP	GS	CG	SHO	CBO	SV	IP	H	R	ER	BB	SO	2B	3B	HR	AB	B/Avg	WP	HBP	BK	SFA	SHA
Shelbi Tyteca	4.78	6-12	40	25	3	0	1	0	137.2	181	116	94	76	91	48	3	21	584	.310	7	7	0	2	19
Mandy Harmon	5.50	9-24	46	26	8	0	1	2	165.1	211	157	130	106	122	43	8	22	681	.310	13	37	0	2	14
Dani Chaplin	7.75	0-6	28	6	1	0	1	1	56.0	94	77	62	47	15	16	3	11	255	.369	1	5	1	1	7
Kali Cancelosi	11.45	0-0	4	0	0	0	0	0	3.2	10	6	6	1	1	3	2	0	20	.500	1	0	0	0	1
Totals	5.64	15-42	57	57	12	1	1	3	362.2	496	356	292	230	229	110	16	54	1540	.322	22	49	1	5	41
Opponents	3.18	42-15	57	57	31	10	2	5	380.1	401	215	173	131	329	66	6	33	1507	.266	24	37	1	5	33

PB - Team (5), Miller, S. 4, Ferguson, T. 1, Opp (7). Pickoffs - Team (1), Ferguson, T. 1, Opp (1). SBA/ATT - Harmon, M. (28-39), Ferguson, T. (26-37), Miller, S. (21-25), Tyteca, She. (16-20), Chaplin, D. (9-12), Tyteca, Sha. (6-8).

WAC Games: 8-13		Home: 3-9				Road: 5-4																	
Player	AVG	GP-GS	AB	R	H	2B	3B	HR	RBI	TB	SLG%	BB	HBP	SO	GDP	OB%	SF	SH	SB-SBA	PO	A	E	FLD%
Tina Ferguson	.407	18-17	54	8	22	5	1	1	10	32	.593	4	0	7	0	.448	0	1	0-0	57	8	1	.985
Allison Lenzora	.400	16-16	50	7	20	2	1	0	7	24	.480	3	0	5	0	.434	0	1	0-0	23	29	6	.897
Kassandra Uchida	.383	17-17	60	5	23	2	0	0	4	25	.417	3	0	8	1	.413	0	1	0-0	14	7	5	.808
Joreigh Landers	.354	21-21	65	11	23	5	1	0	9	30	.462	4	0	12	0	.386	1	2	2-3	34	1	1	.972
Megan McDonald	.345	20-17	55	13	19	3	0	3	7	31	.564	4	0	7	1	.390	0	1	0-0	17	3	2	.909
Lindsey Marquez	.306	17-14	49	8	15	0	0	1	5	18	.367	3	1	5	1	.352	1	2	0-0	29	44	6	.924
Krista Bava	.300	20-19	60	15	18	4	0	2	13	28	.467	4	1	17	1	.354	0	2	1-3	14	2	2	.889
Ashley Ventura	.200	17-15	45	1	9	1	0	0	4	10	.222	4	2	13	0	.294	0	0	0-0	99	3	1	.990
Kelley Kaneshiro	.196	21-20	56	12	11	4	0	5	11	30	.536	10	4	24	1	.352	1	1	0-0	68	31	5	.952
Samantha Miller	.333	9-7	18	2	6	1	0	0	3	7	.389	0	0	2	0	.333	0	1	0-0	30	3	1	.971
Shasta Tyteca	.250	15-9	32	8	8	0	0	4	14	20	.625	4	0	4	1	.333	0	1	2-2	22	3	1	.962
Kali Cancelosi	.227	14-4	22	1	5	0	0	1	4	8	.364	1	0	5	0	.261	0	0	0-0	0	0	0	.000
Jourda Hitchings	.200	10-0	5	2	1	0	0	0	1	1	.200	0	0	1	0	.200	0	0	0-0	0	0	0	.000
Christi Cummings	.200	3-2	5	0	1	0	0	0	0	1	.200	1	0	3	0	.333	0	0	0-0	0	0	0	.000
Tatem Day	.100	16-11	30	2	3	0	0	0	1	3	.100	3	0	12	0	.182	0	0	0-0	25	24	4	.925
Annie Thomas	.000	17-0	1	5	0	0	0	0	0	0	.000	0	0	0	0	.000	0	0	1-1	0	0	0	.000
Katie Bowdidge	.000	1-0	0	1	0	0	0	0	0	0	.000	0	0	0	0	.000	0	0	0-0	0	0	0	.000
Brandy Karl	.000	7-0	0	3	0	0	0	0	0	0	.000	0	0	0	0	.000	0	0	1-1	0	0	0	.000
Nichole McDonald	.000	4-0	0	2	0	0	0	0	0	0	.000	0	0	0	0	.000	0	0	0-0	0	0	0	.000
Totals	.303	21-21	607	106	184	27	3	17	93	268	.442	48	8	125	6	.360	3	13	7-10	433	201	36	.946
Opponents	.306	21-21	615	132	188	45	5	18	118	297	.483	102	14	98	6	.415	1	13	12-20	436	166	27	.957

LOB - Team (137), Opp (180). DPs turned - Team (8), Opp (12).

Player	ERA	W-L	APP	GS	CG	SHO	CBO	SV	IP	H	R	ER	BB	SO	2B	3B	HR	AB	B/Avg	WP	HBP	BK	SFA	SHA
Shelbi Tyteca	3.32	5-6	19	11	0	0	0	0	71.2	80	46	34	37	44	22	1	6	293	.273	1	4	0	1	8
Mandy Harmon	5.25	3-6	18	9	0	0	0	2	52.0	69	49	39	44	46	18	3	8	217	.318	4	8	0	0	4
Dani Chaplin	9.15	0-1	13	1	0	0	0	0	20.2	39	37	27	21	8	5	1	4	105	.371	0	2	0	0	1
Totals	4.85	8-13	21	21	0	0	0	2	144.1	188	132	100	102	98	45	5	18	615	.306	5	14	0	1	13
Opponents	4.24	13-8	21	21	10	2	0	1	145.1	184	106	88	48	125	27	3	17	607	.303	9	8	0	3	13

PB - Team (1), Ferguson, T. 1, Opp (3). SBA/ATT - Harmon, M. (6-10), Ferguson, T. (5-8), Tyteca, She. (5-8), Miller, S. (5-8), Tyteca, Sha. (2-4), Chaplin, D. (1-2).



SEATTLE U QUICK FACTS

Joins WAC:..... July 1, 2012
Enrollment:..... 7,900
Founded:..... 1891
Colors:..... Red & White
Nickname:..... Redhawks
Stadium:..... Logan Field

President:..... Fr. Stephen Sundborg, S.J.
Athletics Director:..... William Hogan
Athletic Department:..... (206) 296-6400
Ticket Office:..... (206) 398-4678
Website:..... www.goseattleu.com

Head Coach:..... Dan Powers
Alma Mater:..... Pacific Lutheran '94
Career Record (Years):..... 212-178-1 (8)
Softball Office:..... (206) 296-5905
2011 Record:..... 11-35

MEDIA RELATIONS

Softball SID:..... Mollie Hanke
E-Mail:..... hankem@seattleu.edu
Office:..... (206) 296-2490
Cell:..... (859) 948-4472
Fax:..... (206) 296-2154
Mailing Address:..... 901 12th Ave.
 PO Box 222000
 Seattle, WA 98122



Bill Hogan
Athletics Director



Dan Powers
Head Coach



LOGAN FIELD



TEXAS STATE

TEXAS STATE QUICK FACTS

Joins WAC:..... July 1, 2012
Enrollment:..... 34,113
Founded:..... 1899
Colors:..... Maroon & Gold
Nickname:..... Bobcats
Stadium:..... Bobcat Field

President:..... Dr. Denise M. Trauth
Athletics Director:..... Dr. Larry Teis
Athletic Department:..... (512) 245-2114
Ticket Office:..... (512) 245-2272
Website:..... www.txstatebobcats.com

Head Coach:..... Ricci Woodard
Alma Mater:..... New Mexico State '91
Career Record (Years):..... 401-234-1 (11)
Softball Office:..... (512) 245-7753
2011 Record:..... 35-25

MEDIA RELATIONS

Softball SID:..... Denise Thompson
E-Mail:..... dt24@txstate.edu
Office:..... (512) 245-2988
Cell:..... (512) 216-3440
Fax:..... (512) 245-2967
Press Box:..... (512) 245-7203
Mailing Address:..... Darren B. Casey Athletic Administrative Complex
 Room 126
 601 University Drive
 San Marcos, TX 78666



Dr. Larry Teis
Athletics Director



Ricci Woodard
Head Coach



BOBCAT FIELD



UTA QUICK FACTS

Joins WAC:..... July 1, 2012
Enrollment:..... 32,950
Founded:..... 1895
Colors:..... Royal Blue and White (Orange Trim)
Nickname:..... Mavericks
Stadium:..... Allan Saxe Field

President:..... James Spaniolo
Athletics Director:..... Jim Baker
Athletic Department:..... (817) 272-2261
Ticket Office:..... (817) 272-5154
Website:..... www.utamavs.com

Head Coach:..... Debbie Hedrick
Alma Mater:..... Louisiana Tech '90
Career Record (Years):..... 361-347 (15)
Softball Office:..... (817) 272-2366
2011 Record:..... 33-25

MEDIA RELATIONS

Softball SID:..... Melissa Cebold
E-Mail:..... mcebald@uta.edu
Office:..... (817) 272-7168
Cell:..... (214) 240-8350
Fax:..... (817) 272-2254
Press Box:..... (817) 460-6880
Mailing Address:..... UTA Box 19079
 Arlington, TX 76019



Jim Baker
Athletics Director



Debbie Hedrick
Head Coach



UTSA QUICK FACTS

Joins WAC:..... July 1, 2012
Enrollment:..... 31,114
Founded:..... 1969
Colors:..... Navy Blue, Orange & White
Nickname:..... Roadrunners
Stadium:..... Roadrunner Field

President:..... Dr. Ricardo Romo
Athletics Director:..... Lynn Hickey
Athletic Department:..... (210) 458-4161
Ticket Office:..... (210) 458-8872
Website:..... www.goutsa.com

Head Coach:..... Amanda Lehotak
Alma Mater:..... Nebraska-Omaha '03
Career Record (Years):..... 137-152 (5)
Softball Office:..... (210) 458-4807
2011 Record:..... 28-27

MEDIA RELATIONS

Softball SID:..... Jordan Korphage
E-Mail:..... jordan.korphage@utsa.edu
Office:..... (210) 458-4930
Cell:..... (210) 501-4006
Fax:..... (210) 458-4569
Press Box:..... (210) 458-4898
Mailing Address:..... One UTSA Circle
 San Antonio, TX 78249



Lynn Hickey
Athletics Director



Amanda Lehotak
Head Coach



ALLAN SAXE FIELD



ROADRUNNER FIELD

ABOUT THE WAC • THE SCHOOLS • WAC RECORDS AND HISTORY

2011 TEAM STATISTICS

TEAM - ALL GAMES

Batting	Avg.	G	AB	R	H	2B	3B	HR	RBI	TB	SLG%	BB	HBP	SO	GDP	OB%	SF	SH	SB-ATT
New Mexico State	.341	61	1694	423	577	93	9	82	375	934	.551	253	23	309	3	.430	14	20	86-98
Boise State	.299	53	1433	301	429	52	4	55	273	654	.456	184	33	214	7	.389	11	43	43-54
Nevada	.272	47	1241	200	338	56	5	35	186	509	.410	121	24	280	9	.347	6	10	40-45
Utah State	.266	57	1507	215	401	66	6	33	187	578	.384	131	37	329	13	.339	5	33	21-30
Hawai'i	.258	55	1414	246	365	46	4	56	224	587	.415	168	36	297	7	.351	5	17	33-39
San Jose State	.254	54	1423	202	361	69	3	22	176	502	.353	170	16	261	14	.338	10	9	35-44
Fresno State	.250	54	1414	196	353	45	9	32	163	512	.362	126	31	304	8	.322	12	43	54-66
Louisiana Tech	.229	56	1457	167	334	49	5	25	141	468	.321	143	19	290	8	.305	6	41	47-59
Totals	.273	437	11583	1950	3158	476	45	340	1725	4744	.410	1296	219	2284	69	.355	69	216	359-435

Pitching	ERA	W-L	G	CG	SHO	CBO	SV	IP	H	R	ER	BB	SO	2B	3B	HR	AB	B/Avg.	WP	HBP	BK
Hawai'i	1.59	37-18	55	45	13	0	1	366.0	263	113	83	109	395	27	7	28	1349	.195	11	13	4
Fresno State	2.52	35-19	54	36	8	0	3	381.0	340	172	137	142	317	40	6	37	1450	.234	12	15	2
Boise State	3.52	33-20	53	22	9	5	6	346.1	378	223	174	124	307	52	4	34	1393	.271	35	31	10
Louisiana Tech	4.00	17-39	56	36	3	0	2	378.1	425	278	216	174	339	77	18	39	1512	.281	17	28	2
New Mexico State	4.07	43-17	61	12	7	1	5	397.0	494	292	231	131	204	69	1	68	1654	.299	14	23	2
San Jose State	4.76	19-35	54	19	3	0	3	348.1	486	303	237	156	171	76	8	45	1493	.326	31	28	1
Utah State	5.64	15-42	57	12	1	1	3	362.2	496	356	292	230	229	110	16	54	1540	.322	22	49	1
Nevada	6.20	13-34	47	26	2	0	1	293.1	415	338	260	163	202	75	4	56	1259	.330	61	27	6
Totals	3.97	212-224	437	208	46	7	24	2873.0	3297	2075	1630	1229	2164	526	64	361	11650	.283	203	214	28

Fielding	C	PO	A	E	FLD%	DPs	SBA	CSB	SBA%	PB	CI
Fresno State	1630	1143	433	54	.967	26	38	8	.826	3	0
Hawai'i	1557	1098	405	54	.965	15	23	6	.793	7	0
Boise State	1547	1039	442	66	.957	11	54	12	.818	18	0
Louisiana Tech	1623	1135	416	72	.956	15	66	15	.815	11	0
New Mexico State	1829	1191	551	87	.952	20	43	10	.811	4	1
Utah State	1659	1088	490	81	.951	21	53	18	.746	5	0
San Jose State	1561	1045	439	77	.951	24	28	23	.549	4	0
Nevada	1280	880	333	67	.948	12	48	15	.762	19	0
Totals	12686	8619	3509	558	.956	144	353	107	.767	71	1

TEAM - WAC GAMES

Batting	Avg.	G	AB	R	H	2B	3B	HR	RBI	TB	SLG%	BB	HBP	SO	GDP	OB%	SF	SH	SB-ATT
New Mexico State	.379	21	620	166	235	42	3	32	150	379	.611	89	12	97	2	.464	3	10	22-27
Boise State	.311	21	560	153	174	25	2	31	138	296	.529	91	19	74	3	.422	3	20	14-19
Utah State	.303	21	607	106	184	27	3	17	93	268	.442	48	8	125	6	.360	3	13	7-10
Fresno State	.286	21	576	105	165	23	5	14	84	240	.417	58	10	101	2	.358	6	16	19-24
Nevada	.256	21	554	76	142	20	1	14	72	206	.372	39	6	115	8	.311	3	3	21-24
Hawai'i	.253	21	550	84	139	17	1	19	80	215	.391	62	16	105	2	.344	3	7	14-17
Louisiana Tech	.246	21	552	68	136	24	3	15	63	211	.382	57	7	88	1	.325	0	10	11-16
San Jose State	.242	21	538	71	130	31	2	8	59	189	.351	57	4	90	9	.318	1	4	1-4
Totals	.286	168	4557	829	1305	209	20	150	739	2004	.440	501	82	795	33	.366	22	83	109-141

Pitching	ERA	W-L	G	CG	SHO	CBO	SV	IP	H	R	ER	BB	SO	2B	3B	HR	AB	B/Avg.	WP	HBP	BK
Hawai'i	1.74	14-7	21	15	5	0	1	141.0	109	42	35	47	146	15	0	13	525	.208	5	5	2
Fresno State	2.96	15-6	21	15	4	0	2	141.2	123	73	60	54	127	10	3	20	543	.227	4	7	0
New Mexico State	3.33	17-4	21	6	1	0	0	141.0	165	95	67	53	56	22	0	22	575	.287	2	8	1
Louisiana Tech	3.72	6-15	21	15	1	0	0	139.1	151	102	74	72	128	29	7	17	564	.268	5	11	0
Boise State	3.76	15-6	21	10	2	1	1	132.1	162	92	71	36	108	21	1	17	554	.292	18	10	5
Utah State	4.85	8-13	21	0	0	0	2	144.1	188	132	100	102	98	45	5	18	615	.306	5	14	0
San Jose State	5.78	5-16	21	5	0	0	1	133.1	199	132	110	70	62	33	3	22	589	.338	4	12	0
Nevada	6.77	4-17	21	13	1	0	0	132.1	208	161	128	67	70	34	1	21	592	.351	27	15	1
Totals	4.08	84-84	168	79	14	1	7	1105.1	1305	829	645	501	795	209	20	150	4557	.286	70	82	9

Fielding	C	PO	A	E	FLD%	DPs	SBA	CSB	SBA%	PB	CI
Hawai'i	591	423	153	15	.975	6	9	1	.900	1	0
Fresno State	587	425	140	22	.963	11	16	4	.800	1	0
Boise State	604	397	184	23	.962	3	15	3	.833	4	0
San Jose State	579	400	152	27	.953	17	16	4	.800	2	0
New Mexico State	649	423	193	33	.949	16	10	3	.769	0	0
Louisiana Tech	598	418	148	32	.946	9	11	4	.733	2	0
Utah State	670	433	201	36	.946	8	12	8	.600	1	0
Nevada	581	397	152	32	.945	8	20	5	.800	7	0
Totals	4859	3316	1323	220	.955	78	109	32	.773	18	0

BRIGHAM YOUNG • FRESNO STATE • HAWAII • LOUISIANA TECH • NEVADA • NEW MEXICO STATE • SAN JOSE STATE • UTAH STATE

2011 INDIVIDUAL STATISTICS - ALL GAMES

BATTING LEADERS

Player, Team	Avg.	GP-GS	AB	R	H	2B	3B	HR	RBI	TB	SLG%	BB	HBP	SO	GDP	OB%	SF	SH	SB-ATT
Hoku Nohara, NMSU	.426	56-56	141	42	60	8	1	24	73	142	1.007	63	5	24	0	.610	1	0	0-0
Devon Bridges, BSU	.393	53-51	135	35	53	5	0	16	53	106	.785	37	3	22	1	.531	0	3	1-1
Kandis Jones, NMSU	.387	60-60	212	61	82	11	1	0	34	95	.448	16	1	25	0	.430	1	4	8-10
Valerie Swedberg, NMSU	.377	51-45	151	30	57	13	2	13	52	113	.748	7	0	21	0	.400	2	5	5-6
Tiare Jennings, NMSU	.366	61-60	175	59	64	10	0	15	56	119	.680	54	4	39	1	.517	3	0	6-7
Kylie Randall, NMSU	.357	61-60	207	57	74	8	4	2	17	96	.464	25	1	46	0	.427	1	1	40-42
Jessica Iwata, UH	.355	55-55	169	43	60	5	1	15	44	112	.663	27	1	24	1	.447	0	0	5-6
Karley Hopkins, NEV	.353	47-47	170	30	60	16	1	2	14	84	.494	8	2	24	0	.389	0	0	3-3
Kassandra Uchida, USU	.346	52-49	153	18	53	5	1	2	11	66	.431	14	0	25	1	.401	0	3	0-1
Teresa Conrad, NMSU	.341	56-55	164	40	56	11	1	8	42	93	.567	21	4	30	1	.426	1	3	5-6
Allie Crump, BSU	.338	52-51	154	27	52	4	0	10	28	86	.558	16	7	14	0	.417	3	2	0-0
Ashley Maroda, NMSU	.335	58-57	185	37	62	13	0	10	40	105	.568	14	3	35	0	.387	2	1	1-2
Kellie Caplan, BSU	.330	53-53	191	36	63	3	0	1	17	69	.361	5	2	9	1	.354	0	10	15-19
Holly Bourke, BSU	.322	53-53	174	36	56	8	1	4	31	78	.448	16	6	27	0	.394	2	7	5-7
Britton Murdock, NEV	.321	47-47	140	22	45	7	1	3	21	63	.450	12	7	27	1	.400	1	0	19-19

PITCHING LEADERS

Player, Team	ERA	W-L	App	SV	IP	H	R	ER	BB	SO
Kaia Parnaby, UH	1.28	12-6	20	1	114.2	77	31	21	33	135
Stephanie Ricketts, UH	1.52	22-11	38	0	235.0	166	70	51	69	250
Mackenzie Oakes, FS	2.49	18-7	31	1	163.0	165	82	58	61	85
Michelle Moses, FS	2.50	16-12	36	2	198.2	155	81	71	67	224
Aubray Zell, BSU	2.52	14-5	26	0	130.2	133	62	47	15	115
Meghan Krieg, LATECH	2.92	12-24	2	1	247.0	221	135	103	122	289
Alex Newman, NMSU	3.37	23-6	45	0	166.0	178	97	80	60	86
Lela Work, BSU	3.63	5-6	28	6	79.0	86	48	41	12	75
Celisha Walker, NMSU	3.81	9-6	33	3	103.0	139	72	56	19	47
Allie Crump, BSU	4.00	13-7	24	0	119.0	138	90	68	64	106
Elyssa Fox, SJSU	4.48	5-15	28	0	101.2	131	80	65	38	73
Jennifer Ames, SJSU	4.51	7-16	27	2	142.2	203	115	92	63	58
Shelbi Tyteca, USU	4.78	6-12	40	0	137.2	181	116	94	76	91
Janessa Gutierrez, SJSU	5.04	5-4	25	0	58.1	88	60	42	29	22
Mallary Darby, NEV	5.33	12-26	41	0	214.0	267	209	163	102	155

BATTING AVERAGE

Player, Team	Avg.
Hoku Nohara, NMSU	.426
Devon Bridges, BSU	.393
Kandis Jones, NMSU	.387
Valerie Swedberg, NMSU	.377
Tiare Jennings, NMSU	.366
Kylie Randall, NMSU	.357
Jessica Iwata, UH	.355
Karley Hopkins, NEV	.353
Kassandra Uchida, USU	.346
Teresa Conrad, NMSU	.341

Kelly Majam, UH	.426
Teresa Conrad, NMSU	.426
Janna Frandrup, LATECH	.421
Allie Crump, BSU	.417

RUNS SCORED

Player, Team	No.
Kandis Jones, NMSU	61
Tiare Jennings, NMSU	59
Kylie Randall, NMSU	57
Jessica Iwata, UH	43
Hoku Nohara, NMSU	42
Teresa Conrad, NMSU	40
Kelly Majam, UH	38
Ashley Maroda, NMSU	37
Holly Bourke, BSU	36
Kellie Caplan, BSU	36

HITS

Player, Team	No.
Kandis Jones, NMSU	82
Kylie Randall, NMSU	74
Tiare Jennings, NMSU	64
Kellie Caplan, BSU	63
Ashley Maroda, NMSU	62
Karley Hopkins, NEV	60
Jessica Iwata, UH	60
Hoku Nohara, NMSU	60
Valerie Swedberg, NMSU	57

RUNS BATTED IN

Player, Team	No.
Hoku Nohara, NMSU	73
Tiare Jennings, NMSU	56

Devon Bridges, BSU	53
Valerie Swedberg, NMSU	52
Jessica Iwata, UH	44
Teresa Conrad, NMSU	42
Ashley Maroda, NMSU	40
Michelle Moses, FS	39
Sharla Kliebenstei, UH	38
Danielle Patrick, NEV	37

DOUBLES

Player, Team	No.
Karley Hopkins, NEV	16
Ashley Maroda, NMSU	13
Valerie Swedberg, NMSU	13
Kelley Kaneshiro, USU	12
Joreigh Landers, USU	12
Teresa Conrad, NMSU	11
Kandis Jones, NMSU	11
Kelly Majam, UH	11
Cheryl Freitas, SJSU	11
Amanda Schatz, SJSU	11

TRIPLES

Player, Team	No.
Kylie Randall, NMSU	4
Haley Gilleland, FS	3
Joreigh Landers, USU	2
Michelle Moses, FS	2
Jasey Jensen, UH	2
Brooke Ortiz, FS	2
Christin Capobianc, BSU	2
Valerie Swedberg, NMSU	2

HOME RUNS

Player, Team	No.
Hoku Nohara, NMSU	24
Devon Bridges, BSU	16
Tiare Jennings, NMSU	15
Jessica Iwata, UH	15
Valerie Swedberg, NMSU	13
Sharla Kliebenstei, UH	13
Michelle Moses, FS	12
Kelley Kaneshiro, USU	10
Ashley Maroda, NMSU	10
Allie Crump, BSU	10

TOTAL BASES

Player, Team	No.
Hoku Nohara, NMSU	142
Tiare Jennings, NMSU	119
Valerie Swedberg, NMSU	113
Jessica Iwata, UH	112
Devon Bridges, BSU	106
Ashley Maroda, NMSU	105
Kylie Randall, NMSU	96
Kandis Jones, NMSU	95
Teresa Conrad, NMSU	93
Michelle Moses, FS	87

ON-BASE PERCENTAGE

Player, Team	Pct.
Hoku Nohara, NMSU	.610
Devon Bridges, BSU	.531
Tiare Jennings, NMSU	.517
Jessica Iwata, UH	.447
Kandis Jones, NMSU	.430
Kylie Randall, NMSU	.427

2011 INDIVIDUAL STATISTICS - ALL GAMES

WALKS

Player, Team	No.
Hoku Nohara, NMSU	63
Tiare Jennings, NMSU	54
Devon Bridges, BSU	37
Kelly Majam, UH	34
Janna Frandrup, LATECH	30
Britney Helm, SJSU	27
Jessica Iwata, UH	27
Kelly Sweeney, BSU	26
Kylie Randall, NMSU	25

STOLEN BASES

Player, Team	No.
Kylie Randall, NMSU	40
Haley Gilleland, FS	27
Britton Murdock, NEV	19
Kellie Caplan, BSU	15
Alex Aguirre, UH	12
Tazz Weatherly, BSU	12
Brooke Ortiz, FS	11
Heather Doiron, LATECH	10
Britney Helm, SJSU	9

HITS PER GAME

Player, Team	Avg.
Kandis Jones, NMSU	1.37
Karley Hopkins, NEV	1.28
Kylie Randall, NMSU	1.21
Kellie Caplan, BSU	1.19
Valerie Swedberg, NMSU	1.12
Jessica Iwata, UH	1.09
Hoku Nohara, NMSU	1.07
Ashley Maroda, NMSU	1.07
Holly Bourke, BSU	1.06
Tiare Jennings, NMSU	1.05

RUNS SCORED PER GAME

Player, Team	Avg.
Kandis Jones, NMSU	1.02
Tiare Jennings, NMSU	.97
Kylie Randall, NMSU	.93
Jessica Iwata, UH	.78
Hoku Nohara, NMSU	.75
Teresa Conrad, NMSU	.71
Kelly Majam, UH	.69
Kellie Caplan, BSU	.68
Holly Bourke, BSU	.68
Devon Bridges, BSU	.66

DOUBLES PER GAME

Player, Team	Avg.
Karley Hopkins, NEV	.34
Amanda Schatz, SJSU	.26
Valerie Swedberg, NMSU	.25
Cheryl Freitas, SJSU	.23
Kelley Kaneshiro, USU	.23
Ashley Maroda, NMSU	.22
Danielle Patrick, NEV	.22
Joreigh Landers, USU	.21
Sadie Coenen, SJSU	.20
Kelly Majam, UH	.20

TRIPLES PER GAME

Player, Team	Avg.
Kylie Randall, NMSU	.07
Haley Gilleland, FS	.06
Christin Capobianc, BSU	.04
Valerie Swedberg, NMSU	.04
Michelle Moses, FS	.04
Brooke Ortiz, FS	.04

Joreigh Landers, USU	.04
Tina Ferguson, USU	.02
Sadie Coenen, SJSU	.02
Sarah Robinson, UH	.02

HOME RUNS PER GAME

Player, Team	Avg.
Hoku Nohara, NMSU	.43
Devon Bridges, BSU	.30
Jessica Iwata, UH	.27
Valerie Swedberg, NMSU	.25
Tiare Jennings, NMSU	.25
Sharla Kliebenstei, UH	.24
Michelle Moses, FS	.23
Allie Crump, BSU	.19
Kelley Kaneshiro, USU	.19
Christin Capobianc, BSU	.19

RBIS PER GAME

Player, Team	Avg.
Hoku Nohara, NMSU	1.30
Valerie Swedberg, NMSU	1.02
Devon Bridges, BSU	1.00
Tiare Jennings, NMSU	.92
Danielle Patrick, NEV	.80
Jessica Iwata, UH	.80
Teresa Conrad, NMSU	.75
Michelle Moses, FS	.75
Sharla Kliebenstei, UH	.69
Ashley Maroda, NMSU	.69

EARNED RUN AVERAGE

Player, Team	Avg.
Kaia Parnaby, UH	1.28
Stephanie Ricketts, UH	1.52
Mackenzie Oakes, FS	2.49
Michelle Moses, FS	2.50
Aubray Zell, BSU	2.52
Meghan Krieg, LATECH	2.92
Alex Newman, NMSU	3.37
Lela Work, BSU	3.63
Celisha Walker, NMSU	3.81
Allie Crump, BSU	4.00

OPPOSING BATTING AVERAGE

Player, Team	Avg.
Kaia Parnaby, UH	.181
Stephanie Ricketts, UH	.193
Michelle Moses, FS	.211
Meghan Krieg, LATECH	.236
Aubray Zell, BSU	.250
Mackenzie Oakes, FS	.257
Alex Newman, NMSU	.266
Lela Work, BSU	.277
Allie Crump, BSU	.288
Mallary Darby, NEV	.303

INNINGS PITCHED

Player, Team	No.
Meghan Krieg, LATECH	247.0
Stephanie Ricketts, UH	235.0
Mallary Darby, NEV	214.0
Michelle Moses, FS	198.2
Alex Newman, NMSU	166.0
Mandy Harmon, USU	165.1
Mackenzie Oakes, FS	163.0
Jennifer Ames, SJSU	142.2
Shelbi Tyteca, USU	137.2
Aubray Zell, BSU	130.2

STRIKEOUTS

Player, Team	No.
Meghan Krieg, LATECH	289
Stephanie Ricketts, UH	250
Michelle Moses, FS	224
Mallary Darby, NEV	155
Kaia Parnaby, UH	135
Mandy Harmon, USU	122
Aubray Zell, BSU	115
Allie Crump, BSU	106
Shelbi Tyteca, USU	91
Alex Newman, NMSU	86

WINS

Player, Team	No.
Alex Newman, NMSU	23
Stephanie Ricketts, UH	22
Mackenzie Oakes, FS	18
Michelle Moses, FS	16
Aubray Zell, BSU	14
Allie Crump, BSU	13
Kaia Parnaby, UH	12
Meghan Krieg, LATECH	12
Mallary Darby, NEV	12

SAVES

Player, Team	No.
Lela Work, BSU	6
Celisha Walker, NMSU	3
Michelle Moses, FS	2
Mandy Harmon, USU	2
Jennifer Ames, SJSU	2

APPEARANCES

Player, Team	No.
Mandy Harmon, USU	46
Alex Newman, NMSU	45
Meghan Krieg, LATECH	41
Mallary Darby, NEV	41
Shelbi Tyteca, USU	40
Stephanie Ricketts, UH	38
Michelle Moses, FS	36
Celisha Walker, NMSU	33
Mackenzie Oakes, FS	31

STRIKEOUTS PER GAME

Player, Team	Avg.
Kaia Parnaby, UH	8.24
Meghan Krieg, LATECH	8.19
Michelle Moses, FS	7.89
Stephanie Ricketts, UH	7.45
Lela Work, BSU	6.65
Allie Crump, BSU	6.24
Aubray Zell, BSU	6.16
Mandy Harmon, USU	5.17
Mallary Darby, NEV	5.07
Elyssa Fox, SJSU	5.03

WALKS ALLOWED PER GAME

Player, Team	Avg.
Aubray Zell, BSU	.80
Lela Work, BSU	1.06
Celisha Walker, NMSU	1.29
Kaia Parnaby, UH	2.01
Stephanie Ricketts, UH	2.06
Michelle Moses, FS	2.36
Alex Newman, NMSU	2.53
Elyssa Fox, SJSU	2.62
Mackenzie Oakes, FS	2.62
Erin Kipp, LATECH	2.86

HITS ALLOWED PER GAME

Player, Team	Avg.
Kaia Parnaby, UH	4.70
Stephanie Ricketts, UH	4.94
Michelle Moses, FS	5.46
Meghan Krieg, LATECH	6.26
Mackenzie Oakes, FS	7.09
Aubray Zell, BSU	7.12
Alex Newman, NMSU	7.51
Lela Work, BSU	7.62
Allie Crump, BSU	8.12
Mallary Darby, NEV	8.73

FIELDING PERCENTAGE

Player, Team	Pct.
Kelly Majam, UH	1.000
Jenna Rodriguez, UH	1.000
Lauren Lastrapes, NEV	.997
Michelle Moses, FS	.996
Meghan Knowles, LATECH	.995
Sharla Kliebenstei, UH	.993
Jessica Garcia, SJSU	.992
Megan Harvey, BSU	.992
Ashley Ventura, USU	.990
Caitlin Stiglich, FS	.990

PUTOUTS

Player, Team	No.
Sharla Kliebenstein, UH	394
Alex Stange, SJSU	333
Allie Geisler, LATECH	291
Ashley Ventura, USU	289
Lauren Lastrapes, NEV	277
Caitlin Stiglich, FS	269
Sarah Robinson, UH	264
Teresa Conrad, NMSU	254
Michelle Moses, FS	250
Megan Harvey, BSU	223

ASSISTS

Player, Team	No.
Ashley Maroda, NMSU	122
Kylie Randall, NMSU	117
Brooke Ortiz, FS	108
Kelly Sweeney, BSU	108
Haley Gilleland, FS	108
Jessica Iwata, UH	101
Molly Goza, LATECH	94
Mackenzie Whyte, BSU	93
Tatem Day, USU	91
Annica Wolfe, SJSU	91

FIELDING DOUBLE PLAYS

Player, Team	No.
Michelle Moses, FS	20
Alex Stange, SJSU	18
Ashley Ventura, USU	16
Brooke Ortiz, FS	16
Teresa Conrad, NMSU	14
Sarah Robinson, UH	12
Kylie Randall, NMSU	10
Nicole Angene, FS	10
Lauren Lastrapes, NEV	10
Haley Gilleland, FS	10

2011 INDIVIDUAL STATISTICS - WAC GAMES

BATTING LEADERS

Player, Team	Avg.	GP-GS	AB	R	H	2B	3B	HR	RBI	TB	SLG%	BB	HBP	SO	GDP	OB%	SF	SH	SB-ATT
Kandis Jones, NMSU	.446	20-20	74	23	33	2	0	0	10	35	.473	6	1	4	0	.494	0	2	2-3
Jessica Iwata, UH	.429	21-21	63	14	27	3	0	5	22	45	.714	12	0	9	0	.520	0	0	2-3
Valerie Swedberg, NMSU	.417	18-18	60	12	25	7	0	7	27	53	.883	2	0	8	0	.429	1	4	0-1
Kylie Randall, NMSU	.412	21-21	85	23	35	4	3	1	8	48	.565	3	1	15	0	.433	1	0	10-11
Teresa Conrad, NMSU	.409	20-20	66	19	27	6	0	3	19	42	.636	8	2	10	1	.487	0	1	2-2
Tina Ferguson, USU	.407	18-17	54	8	22	5	1	1	10	32	.593	4	0	7	0	.448	0	1	0-0
Allison Lenzora, USU	.400	16-16	50	7	20	2	1	0	7	24	.480	3	0	5	0	.434	0	1	0-0
Kassandra Uchida, USU	.383	17-17	60	5	23	2	0	0	4	25	.417	3	0	8	1	.413	0	1	0-0
Tehani Kaaihue, NMSU	.382	18-18	55	12	21	4	0	4	12	37	.673	6	1	10	0	.452	0	1	2-2
Andrea Ortega, FS	.379	21-21	66	15	25	3	0	2	12	34	.515	7	1	3	0	.446	0	1	1-1
Tazz Weatherly, BSU	.377	21-21	53	17	20	4	0	0	9	24	.453	13	2	7	1	.515	0	1	5-5
Devon Bridges, BSU	.373	21-21	51	18	19	1	0	10	29	50	.980	22	1	10	0	.568	0	1	0-0
Hoku Nohara, NMSU	.372	17-17	43	10	16	3	0	2	13	25	.581	23	2	9	0	.603	0	0	0-0
Christina Capobianco, BSU	.368	20-18	57	12	21	3	1	7	21	47	.825	6	1	11	1	.438	0	1	0-0
Ashley Maroda, NMSU	.360	21-21	75	16	27	5	0	5	20	47	.627	4	2	13	0	.407	0	0	0-0

PITCHING LEADERS

Player, Team	ERA	W-L	App	SV	IP	H	R	ER	BB	SO
Player	ERA	W-L	APP	SV	IP	H	R	ER	BB	SO
Kaia Parnaby, UH	1.28	4-3	9	1	43.2	30	13	8	18	54
Stephanie Ricketts, UH	1.92	8-4	14	0	87.2	71	26	24	25	87
Michelle Moses, FS	2.53	9-3	14	2	77.1	51	31	28	21	94
Aubray Zell, BSU	2.80	9-2	13	0	65.0	78	35	26	6	51
Meghan Krieg, LATECH	3.08	5-11	17	0	106.2	96	67	47	59	118
Celisha Walker, NMSU	3.09	6-0	13	0	45.1	56	31	20	9	22
Mackenzie Oakes, FS	3.27	6-3	10	0	60.0	67	38	28	28	33
Shelbi Tyteca, USU	3.32	5-6	19	0	71.2	80	46	34	37	44
Alex Newman, NMSU	3.66	8-3	17	0	67.0	79	44	35	29	26
Lela Work, BSU	4.32	2-2	11	1	34.0	40	27	21	7	32
Elyssa Fox, SJSU	4.54	2-6	13	0	41.2	57	31	27	14	29
Allie Crump, BSU	4.71	4-2	8	0	32.2	43	28	22	21	23
Mandy Harmon, USU	5.25	3-6	18	2	52.0	69	49	39	44	46
Alex Molina, SJSU	5.49	0-0	12	1	21.2	32	25	17	14	7
Mallary Darby, NEV	6.47	3-16	20	0	105.0	151	119	97	54	60

BATTING AVERAGE

Player, Team	Avg.
Kandis Jones, NMSU	.446
Jessica Iwata, UH	.429
Valerie Swedberg, NMSU	.417
Kylie Randall, NMSU	.412
Teresa Conrad, NMSU	.409
Tina Ferguson, USU	.407
Allison Lenzora, USU	.400
Kassandra Uchida, USU	.383
Tehani Kaaihue, NMSU	.382
Andrea Ortega, FS	.379

ON-BASE PERCENTAGE

Player, Team	Pct.
Hoku Nohara, NMSU	.603
Devon Bridges, BSU	.568
Jessica Iwata, UH	.520
Tiare Jennings, NMSU	.517
Tazz Weatherly, BSU	.515
Kandis Jones, NMSU	.494
Teresa Conrad, NMSU	.487
Janna Frandrup, LATECH	.473
Tehani Kaaihue, NMSU	.452
Tina Ferguson, USU	.448

HITS

Player, Team	No.
Kylie Randall, NMSU	35
Kandis Jones, NMSU	33
Ashley Maroda, NMSU	27
Teresa Conrad, NMSU	27
Jessica Iwata, UH	27
Andrea Ortega, FS	25
Valerie Swedberg, NMSU	25
Karley Hopkins, NEV	24

TRIPLES

Player, Team	No.
Kylie Randall, NMSU	3
Haley Gilleland, FS	2

HOME RUNS

Player, Team	No.
Devon Bridges, BSU	10
Tiare Jennings, NMSU	9
Christin Capobianco, BSU	7
Valerie Swedberg, NMSU	7
Ashley Maroda, NMSU	5
Kelley Kaneshiro, USU	5
Jessica Iwata, UH	5
Nicole Angene, FS	5

SLUGGING PERCENTAGE

Player, Team	Pct.
Devon Bridges, BSU	.980
Valerie Swedberg, NMSU	.883
Tiare Jennings, NMSU	.859
Christin Capobianco, BSU	.825
Jessica Iwata, UH	.714
Tehani Kaaihue, NMSU	.673
Teresa Conrad, NMSU	.636
Ashley Maroda, NMSU	.627
Nicole Angene, FS	.607
Tina Ferguson, USU	.593

RUNS SCORED

Player, Team	No.
Tiare Jennings, NMSU	24
Kandis Jones, NMSU	23
Kylie Randall, NMSU	23
Teresa Conrad, NMSU	19
Devon Bridges, BSU	18
Kelly Sweeney, BSU	17
Mackenzie Whyte, BSU	17
Tazz Weatherly, BSU	17
Ashley Maroda, NMSU	16

RUNS BATTED IN

Player, Team	No.
Devon Bridges, BSU	29
Valerie Swedberg, NMSU	27
Tiare Jennings, NMSU	25
Jessica Iwata, UH	22
Christin Capobianco, BSU	21
Ashley Maroda, NMSU	20
Teresa Conrad, NMSU	19
Michelle Moses, FS	19
Mackenzie Whyte, BSU	17

DOUBLES

Player, Team	No.
Valerie Swedberg, NMSU	7
Amanda Schatz, SJSU	6
Teresa Conrad, NMSU	6
Cheryl Freitas, SJSU	6

TOTAL BASES

Player, Team	No.
Tiare Jennings, NMSU	55
Valerie Swedberg, NMSU	53
Devon Bridges, BSU	50
Kylie Randall, NMSU	48
Christin Capobianco, BSU	47
Ashley Maroda, NMSU	47
Jessica Iwata, UH	45
Teresa Conrad, NMSU	42
Tehani Kaaihue, NMSU	37

2011 INDIVIDUAL STATISTICS - WAC GAMES

WALKS

Player, Team	No.
Hoku Nohara, NMSU	23
Devon Bridges, BSU	22
Tiare Jennings, NMSU	20
Janna Frandrup, LATECH	16
Tazz Weatherly, BSU	13
Britney Helm, SJSU	13
Jessica Iwata, UH	12
Allie Geisler, LATECH	11
Kelly Sweeney, BSU	11

STOLEN BASES

Player, Team	No.
Haley Gilleland, FS	12
Britton Murdock, NEV	11
Kylie Randall, NMSU	10
Kellie Caplan, BSU	6
Tazz Weatherly, BSU	5
Alex Aguirre, UH	5
Tiare Jennings, NMSU	3
Brooke Ortiz, FS	3
Shaleese Javillo, NMSU	3

HITS PER GAME

Player, Team	Avg.
Kylie Randall, NMSU	1.67
Kandis Jones, NMSU	1.65
Valerie Swedberg, NMSU	1.39
Kassandra Uchida, USU	1.35
Teresa Conrad, NMSU	1.35
Ashley Maroda, NMSU	1.29
Jessica Iwata, UH	1.29
Allison Lenzora, USU	1.25
Tina Ferguson, USU	1.22
Andrea Ortega, FS	1.19

RUNS SCORED PER GAME

Player, Team	Avg.
Kandis Jones, NMSU	1.15
Tiare Jennings, NMSU	1.14
Kylie Randall, NMSU	1.10
Teresa Conrad, NMSU	.95
Devon Bridges, BSU	.86
Mackenzie Whyte, BSU	.81
Kelly Sweeney, BSU	.81
Tazz Weatherly, BSU	.81
Ashley Maroda, NMSU	.76
Krista Bava, USU	.75

DOUBLES PER GAME

Player, Team	Avg.
Valerie Swedberg, NMSU	.39
Cheryl Freitas, SJSU	.33
Teresa Conrad, NMSU	.30
Amanda Schatz, SJSU	.29
Tina Ferguson, USU	.28
Caitlin Stiglich, FS	.25
Sadie Coenen, SJSU	.25
Karley Hopkins, NEV	.24
Ashley Maroda, NMSU	.24
Kelly Majam, UH	.24

TRIPLES PER GAME

Player, Team	Avg.
Kylie Randall, NMSU	.14
Haley Gilleland, FS	.10
Allison Lenzora, USU	.06
Tina Ferguson, USU	.06
Cheryl Freitas, SJSU	.06
Michelle Moses, FS	.05

Jasey Jensen, UH	.05
Christin Capobianc, BSU	.05
Jayne King, NEV	.05
Kendra Harmon, LATECH	.05

HOME RUNS PER GAME

Player, Team	Avg.
Devon Bridges, BSU	.48
Tiare Jennings, NMSU	.43
Valerie Swedberg, NMSU	.39
Christin Capobianc, BSU	.35
Ashley Maroda, NMSU	.24
Jessica Iwata, UH	.24
Nicole Angene, FS	.24
Kelley Kaneshiro, USU	.24
Tehani Kaaihue, NMSU	.22
Michelle Moses, FS	.21

RBIS PER GAME

Player, Team	Avg.
Valerie Swedberg, NMSU	1.50
Devon Bridges, BSU	1.38
Tiare Jennings, NMSU	1.19
Christin Capobianc, BSU	1.05
Jessica Iwata, UH	1.05
Michelle Moses, FS	1.00
Ashley Maroda, NMSU	.95
Teresa Conrad, NMSU	.95
Mackenzie Whyte, BSU	.81
Hoku Nohara, NMSU	.76

EARNED RUN AVERAGE

Player, Team	Avg.
Kaia Parnaby, UH	1.28
Stephanie Ricketts, UH	1.92
Michelle Moses, FS	2.53
Aubray Zell, BSU	2.80
Meghan Krieg, LATECH	3.08
Celisha Walker, NMSU	3.09
Mackenzie Oakes, FS	3.27
Shelbi Tyteca, USU	3.32
Alex Newman, NMSU	3.66
Lela Work, BSU	4.32

OPPOSING BATTING AVERAGE

Player, Team	Avg.
Michelle Moses, FS	.182
Kaia Parnaby, UH	.188
Stephanie Ricketts, UH	.215
Meghan Krieg, LATECH	.230
Mackenzie Oakes, FS	.272
Shelbi Tyteca, USU	.273
Lela Work, BSU	.284
Alex Newman, NMSU	.287
Aubray Zell, BSU	.288
Celisha Walker, NMSU	.295

INNINGS PITCHED

Player, Team	No.
Meghan Krieg, LATECH	106.2
Mallary Darby, NEV	105.0
Stephanie Ricketts, UH	87.2
Michelle Moses, FS	77.1
Shelbi Tyteca, USU	71.2
Alex Newman, NMSU	67.0
Aubray Zell, BSU	65.0
Mackenzie Oakes, FS	60.0
Jennifer Ames, SJSU	54.1
Mandy Harmon, USU	52.0

STRIKEOUTS

Player, Team	No.
Meghan Krieg, LATECH	118
Michelle Moses, FS	94
Stephanie Ricketts, UH	87
Mallary Darby, NEV	60
Kaia Parnaby, UH	54
Aubray Zell, BSU	51
Mandy Harmon, USU	46
Shelbi Tyteca, USU	44
Mackenzie Oakes, FS	33
Lela Work, BSU	32

WINS

Player, Team	No.
Aubray Zell, BSU	9
Michelle Moses, FS	9
Alex Newman, NMSU	8
Stephanie Ricketts, UH	8
Celisha Walker, NMSU	6
Mackenzie Oakes, FS	6
Shelbi Tyteca, USU	5
Meghan Krieg, LATECH	5
Allie Crump, BSU	4
Kaia Parnaby, UH	4

SAVES

Player, Team	No.
Mandy Harmon, USU	2
Michelle Moses, FS	2
Kaia Parnaby, UH	1
Lela Work, BSU	1
Alex Molina, SJSU	1

APPEARANCES

Player, Team	No.
Mallary Darby, NEV	20
Shelbi Tyteca, USU	19
Mandy Harmon, USU	18
Alex Newman, NMSU	17
Meghan Krieg, LATECH	17
Michelle Moses, FS	14
Stephanie Ricketts, UH	14

STRIKEOUTS PER GAME

Player, Team	Avg.
Kaia Parnaby, UH	8.66
Michelle Moses, FS	8.51
Meghan Krieg, LATECH	7.74
Stephanie Ricketts, UH	6.95
Lela Work, BSU	6.59
Mandy Harmon, USU	6.19
Aubray Zell, BSU	5.49
Allie Crump, BSU	4.93
Elyssa Fox, SJSU	4.87
Shelbi Tyteca, USU	4.30

WALKS ALLOWED PER GAME

Player, Team	Avg.
Aubray Zell, BSU	.65
Celisha Walker, NMSU	1.39
Lela Work, BSU	1.44
Michelle Moses, FS	1.90
Stephanie Ricketts, UH	2.00
Elyssa Fox, SJSU	2.35
Kaia Parnaby, UH	2.89
Alex Newman, NMSU	3.03
Mackenzie Oakes, FS	3.27
Ariel Craig, NEV	3.33

HITS ALLOWED PER GAME

Player, Team	Avg.
Michelle Moses, FS	4.62
Kaia Parnaby, UH	4.81
Stephanie Ricketts, UH	5.67
Meghan Krieg, LATECH	6.30
Shelbi Tyteca, USU	7.81
Mackenzie Oakes, FS	7.82
Lela Work, BSU	8.24
Alex Newman, NMSU	8.25
Aubray Zell, BSU	8.40
Celisha Walker, NMSU	8.65

FIELDING PERCENTAGE

Player, Team	Pct.
Sharla Kliebenstei, UH	1.000
Meghan Knowles, LATECH	1.000
Michelle Moses, FS	1.000
Christin Capobianc, BSU	1.000
Britney Helm, SJSU	1.000
Kandis Jones, NMSU	1.000
Tazz Weatherly, BSU	1.000
Jessica Garcia, SJSU	1.000
Valerie Swedberg, NMSU	1.000
Hoku Nohara, NMSU	1.000

PUTOUTS

Player, Team	No.
Sharla Kliebenstei, UH	145
Allie Geisler, LATECH	136
Alex Stange, SJSU	130
Lauren Lastrapes, NEV	128
Teresa Conrad, NMSU	124
Allie Crump, BSU	108
Caitlin Stiglich, FS	107
Ashley Ventura, USU	99
Sarah Robinson, UH	88
Megan Harvey, BSU	86

ASSISTS

Player, Team	No.
Kylie Randall, NMSU	50
Kelly Sweeney, BSU	46
Lindsey Marquez, USU	44
Ashley Maroda, NMSU	42
Mackenzie Whyte, BSU	40
Haley Gilleland, FS	38
Danielle Patrick, NEV	38
Molly Goza, LATECH	38
Annica Wolfe, SJSU	36

FIELDING DOUBLE PLAYS

Player, Team	No.
Alex Stange, SJSU	14
Teresa Conrad, NMSU	11
Michelle Moses, FS	9
Brooke Ortiz, FS	9
Kylie Randall, NMSU	7
Cheryl Freitas, SJSU	6
Ashley Ventura, USU	6
Lauren Lastrapes, NEV	6
Sarah Robinson, UH	5
Ashley Maroda, NMSU	5

SINGLE-SEASON RECORDS (WAC Games Only)

INDIVIDUAL

Highest Batting Average

.535 Nina Lindenberg, Fresno State, 1996

Highest Slugging Percentage

1.050 Jessica Iwata, Hawai'i, 2010

Most At Bats

118 Laura Berg, Fresno State, 1997

Most Runs

40 Becky Witt, Fresno State, 1998

Most Hits

52 Laura Berg, Fresno State, 1998

Most Doubles

15 Nina Lindenberg, Fresno State, 1996

Most Triples

6 Valeri Quintero, San Jose, 1997

Most Home Runs

11 Melissa Gonzalez, Hawai'i, 2010
Jessica Iwata, Hawai'i, 2010

Most Runs Batted In

43 Nina Lindenberg, Fresno State, 1998

Most Stolen Bases


24 Sandy Rhea, Utah, 1997

Best Earned Run Average

0.00 Amanda Scott, Fresno State, 2000

Most Innings Pitched

150.0 Maureen Brady, Fresno State, 1994



In 2007, the Bob Coolen-led Rainbow Wahine broke the WAC record for batting average (.380). His 2010 team shattered the record for home runs (65).

Most Opponents Struck Out

163 Morgan Melloh, Fresno State, 2009

Most Wins

18 Ali Andrus, Utah, 1994

Most Walks

32 Julie Crandall, UNLV, 1998

Most Strikeouts

28 Kellie Culligan, Southern Utah, 1995

Most Runs Allowed

103 Tresa Green, Tulsa, 1997

Most Walks Allowed

56 Meghan Krieg, Louisiana Tech, 2010
Kristy Byrge, New Mexico, 1995

TEAM

Highest Batting Average

.380 Hawai'i, 2007

Highest Slugging Percentage

.752 Hawai'i, 2010

Most At Bats

907 Fresno State, 1997

Most Runs

195 Fresno State, 1998

Most Hits

299 Hawai'i, 1998

Most Doubles

51 Fresno State, 1997

Most Triples

14 San Jose State, 1997

Most Home Runs

65 Hawai'i, 2010

Most Runs Batted In

180 Hawai'i, 2010

Most Stolen Bases

50 Colorado State, 1997

Best Earned Run Average

0.47 Fresno State, 2000

Most Innings Pitched

219.0 Colorado State, 1997

Opponents Struck Out

182 Fresno State, 2009

Best Fielding Percentage

.983 Fresno State, 2006

Most Wins

28 Fresno State, 1998

Most Losses

27 Southern Utah, 1996

27 Tulsa, 1997

Best Record

19-1 Hawai'i, 2010

Worst Record

1-27 Southern Utah, 1996



Hawai'i's **Tia Morenz** owns the WAC single-season records for at bats (127) and hits (53) in WAC games.



Fresno State's **Nina Lindenberg**, a three-time All-American, owns the WAC single-season record in batting average (.508), doubles (29), doubles per game (0.47), RBI (77) and RBI per game (1.22).



Fresno State's **Christina Clark** was the first WAC player to hit three home runs in a game. She did it against Nevada in 2004.

SINGLE-GAME RECORDS (WAC Games Only)

INDIVIDUAL

Most At Bats

- 8 Haley Perskin, FS, 2009
- Trisha Ramos, UH, 2001
- Marissa Smith, PSU, 2001

Most Runs

- 4 Kathy Cox, BSU vs. NMSU, 2010
- Stephanie Herrera, NMSU vs. LTUU, 2008
- Christina Clark, FS vs. NEV, 2005
- Courtney Lewis, SJSU vs. LTU, 2005
- Jamie Southern, FS vs. NEV, 2004
- Amanda Scott, FS vs. SJSU, 1999
- Tia Morenz, UH vs. UNM, 1997
- Sarah Fredstrom, CSU vs. SUU, 1996
- Scia Maumausolo, CSN vs. SDSU, 1995
- Laura Berg, FS vs. Sac. St., 1994

Most Hits

- 5 Kaylie Randall, NMSU vs. NEV, 2011
- Amanda Tauali'i, UH vs. NMSU, 2010
- Brittany Lorenzen, UN vs. LTU, 2006
- Joyce Lum, UH vs. SDSU, 1998
- Nina Lindenberg, FS vs. CSU, 1996
- Amber Wall, FS vs. Sac. State, 1996

Most Doubles

- 3 Tina Ferguson, USU vs. NEV, 2011
- Rochelle Sandberg, LTU vs. NMSU, 2006
- Sarah Fredstrom, CSU vs. SJSU, 1997
- Amy ReCouper, CSU vs. UNM, 1996
- Missy Cress, CSN vs. SUU, 1993

Most Triples

- 2 Haley Gilleland, FS vs. LTU, 2011
- Kristen Hunter, FS vs. TU, 2000
- Nina Lindenberg, FS vs. UH, 1997

Sarah Fredstrom, CSU vs. SUU, 1996

Most Home Runs

- 3 Jessica Iwata, UH vs. BSU, 2010
- Amanda Tauali'i, UH vs. NEV, 2009
- Christina Clark, FS vs. Hawai'i, 2004

Most Stolen Bases

- 5 Sandy Rhea, UU vs. SJSU, 1998

Most Walks

- 4 Hoku Nohara, NMSU vs. USU, 2011
- Devon Bridges, BSU vs. NMSU, 2011
- Christina Clark, FS vs. NMSU, 2006
- Nina Lindenberg, FS vs. UU, 1997

Most Strikeouts

- 4 Megan Fincher, NEV vs. BSU, 2010
- Kelly Majam, UH vs. NEV, 2010
- Alissa Murphy, SJSU vs. NEV, 2009
- Dara Pagaduan, UH vs. FS, 2009
- Amber Miles, LTU vs. FS, 2002
- Shameika Cofer, LTU vs. FS, 2002
- Monica Martell, PSU vs. LMU, 2000
- Stephanie Norton, CSU vs. Sac. St., 1996

Most Runs Batted In

- 8 Jessica Iwata, UH vs. BSU, 2010
- Brittany McConnell, SJSU vs. NMSU, 2008

Fewest Hits Allowed

- 0 Several Players

Most Runs Allowed

- 19 Janet Lewis, SUU vs. CSN, 1994

Most Walks Allowed

- 8 Ali Andrus-Sagas, UU vs. FS, 1997
- Erin Bennett, CSU vs. Sac. State, 1996

Most Opponents Struck Out

- 22 Jamie Southern, FS vs. LTU, 2002

Most Innings Pitched

- 18 Jamie Southern, FS vs. LTU, 2002
- Lindsey Meadows, LTU vs. FS, 2002

TEAM

Most at Bats

- 70 Fresno State vs. Louisiana Tech, 2002

Most Runs

- 20 Hawai'i vs. Nevada, 2010
- Hawai'i vs. San Jose State, 2007

Most Hits

- 24 Hawai'i vs. San Jose State, 2007

Most Doubles

- 10 CS Northridge vs. New Mexico, 1996

Most Triples

- 4 San Jose State vs. Tulsa, 1997

Most Home Runs

- 6 Hawai'i vs. Boise State, 2010
- Hawai'i vs. Boise State, 2010

Louisiana Tech vs. NM State, 2009
Fresno State vs. Nevada, 2004

Most Stolen Bases

- 7 San Jose State vs. Louisiana Tech, 2005

Most Walks

- 11 San Jose State vs. Utah State, 2008

Most Strikeouts

- 22 Tulsa vs. Fresno State, 2002

Most Runs Batted In

- 19 Hawai'i vs. Nevada, 2010

Most Opponents Struck Out

- 22 Fresno State vs. Tulsa, 2002

Most Innings Pitched

- 18 Fresno State vs. Louisiana Tech, 2002

Most Runs, One Inning

- 13 Hawai'i vs. Nevada, 2010

MISCELLANEOUS

Most Double Plays

- 3 Fresno State vs. San Jose State, 2011
- San Jose State vs. Fresno State, 2011
- Fresno State vs. Nevada, 2011
- San Jose State vs. Louisiana Tech, 2011
- Utah State vs. Louisiana Tech, 2011
- San Jose State vs. New Mexico State, 2010
- New Mexico State vs. Louisiana Tech, 2010
- San Jose State vs. Louisiana Tech, 2009
- Utah State vs. San Jose State, 2008
- New Mexico State vs. Nevada, 2008
- Utah State vs. New Mexico State, 2007
- Fresno State vs. New Mexico State, 2006
- San Jose State vs. Nevada, 2006
- New Mexico vs. Colorado State, 1994
- Fresno State vs. New Mexico, 1993
- Portland State vs. Tulsa, 2001

Most Runs, Both Teams

- 28 Fresno State 16, Utah State 12, 2011

Largest Winning Margin

- 20 Hawai'i 20, Nevada 0, 2010
- Hawai'i 20, San Jose State 0, 2007



Hawai'i, led by **Brandi Peiler**, set a WAC record with 20 runs and 24 hits against San Jose State in 2007.

TEAM LEADERS

All Games

BATTING AVERAGE

1991	Utah	.259
1992	Colorado State	.260
1993	Fresno State	.276
1994	Utah	.330
1995	Fresno State	.317
1996	Fresno State	.323
1997	Fresno State	.326
1998	Fresno State	.340
1999	Fresno State	.303
2000	Hawai'i	.272
2001	Hawai'i	.286
2002	Hawai'i	.271
2003	Hawai'i	.279
2004	Tulsa	.280
2005	Hawai'i	.286
2006	Fresno State	.298
2007	Hawai'i	.308
2008	Nevada	.311
2009	New Mexico State	.340
2010	Hawai'i	.321
2011	New Mexico State	.341

SLUGGING PERCENTAGE

1991	Utah	.341
1992	Utah	.306
1993	CS Northridge	.400
1994	CS Northridge	.446
1995	Fresno State	.392
1996	Fresno State	.435
1997	Fresno State	.436
1998	Fresno State	.468
1999	New Mexico	.428
2000	Hawai'i	.379
2001	Hawai'i	.381
2002	Hawai'i	.392
2003	Hawai'i	.402
2004	Tulsa	.419
2005	Fresno State	.428
2006	Hawai'i	.439
2007	Hawai'i	.502
2008	Nevada	.458
2009	New Mexico State	.542
2010	Hawai'i	.642
2011	New Mexico State	.551

AT BATS

1991	Creighton	1755
1992	Colorado State	1587
1993	Fresno State	1682
1994	Utah	1803
1995	Fresno State	1891
1996	Fresno State	1703
1997	Fresno State	1930
1998	Fresno State	1770
1999	Fresno State	2004
2000	Fresno State	1772
2001	Hawai'i	1692
2002	Fresno State	1924
2003	Tulsa	1695
2004	Nevada	1825
2005	Louisiana Tech	1643
2006	Nevada	1741
2007	Fresno State	1751
2008	Fresno State	1865
2009	Nevada	1623
2010	Hawai'i	1800
2011	New Mexico State	1694

RUNS

1991	New Mexico	186
1992	Colorado State	200
1993	CS Northridge	221
1994	Utah	341
1995	Fresno State	294
1996	Fresno State	310
1997	Colorado State	376
1998	Fresno State	374
1999	Fresno State	358
2000	Fresno State	241
2001	Hawai'i	236
2002	Tulsa	258
2003	Hawai'i	229
2004	Nevada	269
2005	Fresno State	264
2006	Fresno State	274
2007	Hawai'i	375
2008	Fresno State	326
2009	New Mexico State	329
2010	Hawai'i	488
2011	New Mexico State	423

HITS

1991	Creighton	426
1992	Colorado State	412
1993	Fresno State	465
1994	Utah	595
1995	Fresno State	599
1996	Fresno State	550
1997	Fresno State	630
1998	Fresno State	601
1999	Fresno State	608
2000	Fresno State	475
2001	Hawai'i	483
2002	Fresno State	475
2003	Hawai'i	455
2004	Fresno State	492
2005	San Jose State	447
2006	Nevada	453
2007	Hawai'i	532
2008	Fresno State	556
2009	New Mexico State	499
2010	Hawai'i	578
2011	New Mexico State	577

DOUBLES

1991	Creighton	53
1992	Colorado State	44
1993	Fresno State	47
	New Mexico	47
1994	CS Northridge	74
1995	Fresno State	59
1996	Fresno State	88
1997	Fresno State	100
1998	Hawai'i	65
1999	Fresno State	88
2000	Loyola Marymount	64
2001	Hawai'i	74
2002	Tulsa	71
2003	Nevada	74
	Tulsa	74
2004	Nevada	87
2005	Tulsa	76
2006	Nevada	90
2007	Fresno State	79
2008	Nevada	100
2009	Nevada	81
2010	Hawai'i	92
2011	New Mexico State	93

TRIPLES

1991	Creighton	15
1992	Colorado State	10
1993	Fresno State	17
1994	Fresno State	17
1995	Fresno State	28
1996	Utah	19
1997	Colorado State	23
	San Jose State	23
1998	Utah	25
1999	Colorado State	21
2000	Fresno State	13
2001	Loyola Marymount	8
2002	Tulsa	14
2003	Nevada	11
2004	Nevada	16
2005	San Jose State	21
2006	Fresno State	13
	Louisiana Tech	13
2007	San Jose State	7
2008	Louisiana Tech	16
2009	San Jose State	17
2010	Fresno State	11
2011	New Mexico State	9
	Fresno State	9

HOME RUNS

1991	Utah	17
1992	New Mexico	8
1993	CS Northridge	40
1994	CS Northridge	38
1995	CS Northridge	29
1996	CS Northridge	39
1997	UNLV	31
1998	Fresno State	44
1999	UNLV	38
2000	Hawai'i	26
	San Jose State	26
2001	Hawai'i	25
2002	Loyola Marymount	42
2003	Hawai'i	40
2004	Fresno State	50
2005	Fresno State	43
2006	Hawai'i	42
2007	Hawai'i	84
2008	Hawai'i	48
2009	New Mexico State	68
2010	Hawai'i	158
2011	New Mexico State	82

RUNS BATTED IN

1991	New Mexico	144
1992	Colorado State	166
1993	Fresno State	197
1994	Utah	275
1995	Fresno State	249
1996	Fresno State	267
1997	Fresno State	336
1998	Fresno State	326
1999	Fresno State	315
2000	Fresno State	210
2001	Hawai'i	201
2002	Tulsa	213
2003	Fresno State	201
2004	Nevada	236
2005	Fresno State	229
2006	Fresno State	252
2007	Hawai'i	342
2008	Fresno State	291
2009	New Mexico State	314
2010	Hawai'i	448
2011	New Mexico State	375

STOLEN BASES

1991	New Mexico	98
1992	New Mexico	72
1993	Utah	56
	San Diego State	56
1994	Utah	92
1995	Utah	84
1996	Utah	78
1997	Colorado State	105
1998	Utah	69
	San Diego State	69
1999	New Mexico	79
2000	Loyola Marymount	97
2001	San Jose State	60
2002	Tulsa	90
2003	Louisiana Tech	51
	Tulsa	51
2004	Louisiana Tech	65
2005	Hawai'i	74
2006	New Mexico State	41
2007	Utah State	63
2008	New Mexico State	60
2009	New Mexico State	60
2010	San Jose State	78
2011	New Mexico State	86

EARNED RUN AVERAGE

1991	Creighton	1.02
1992	Utah	1.13
1993	CS Northridge	1.00
1994	CS Northridge	0.47
1995	CS Sacramento	0.76
1996	Fresno State	1.00
1997	Fresno State	1.18
1998	Fresno State	1.36
1999	Fresno State	0.51
2000	Fresno State	0.62
2001	Fresno State	1.22
2002	Fresno State	0.90
2003	Fresno State	1.34
2004	Tulsa	1.35
2005	Fresno State	1.43
2006	Fresno State	2.01
2007	Fresno State	1.87
2008	Fresno State	1.61
2009	Fresno State	1.97
2010	Fresno State	2.67
2011	Hawai'i	1.59

INNINGS PITCHED

1991	Creighton	484.1
1992	Colorado State	390.1
1993	Fresno State	432.0
1994	Fresno State	442.1
1995	Fresno State	472.1
1996	Fresno State	421.1
1997	Fresno State	461.0
1998	Fresno State	408.0
1999	Fresno State	508.0
2000	Fresno State	466.1
2001	San Jose State	451.2
2002	Fresno State	524.0
2003	Tulsa	448.2
2004	Fresno State	463.2
2005	Louisiana Tech	414.0
2006	Nevada	439.0
2007	Hawai'i	431.1
2008	Fresno State	466.0
2009	Fresno State	415.1
2010	Hawai'i	421.2
2011	New Mexico State	397.0

YEARLY LEADERS

STRIKEOUTS PITCHED

1991	Utah	181
1992	Colorado State	283
1993	Fresno State	347
1994	Utah	341
1995	CS Sacramento	400
1996	CS Sacramento	356
1997	Colorado State	349
1998	Fresno State	339
1999	Fresno State	545
2000	Fresno State	458
2001	Hawai'i	333
2002	Fresno State	490
2003	Fresno State	405
2004	Fresno State	318
2005	Fresno State	393
2006	Fresno State	469
2007	Fresno State	438
2008	Fresno State	514
2009	Fresno State	507
2010	Fresno State	464
2011	Hawai'i	395

WINS

1991	Creighton	38
1992	Colorado State	33
1993	CS Northridge	48
1994	CS Northridge	52
1995	Fresno State	50
1996	Fresno State	51
1997	Fresno State	55
1998	Fresno State	52
1999	Fresno State	64
2000	Fresno State	54
2001	Hawai'i	46
2002	Fresno State	50
2003	Hawai'i	40
2004	Fresno State	48
2005	Fresno State	43
2006	Fresno State	37
2007	Hawai'i	50
2008	Fresno State	54
2009	Nevada	40
2010	Hawai'i	50
2011	New Mexico State	43

FIELDING PERCENTAGE

1991	San Diego State	.972
1992	New Mexico	.962
1993	CS Northridge	.972
1994	CS Sacramento	.966
1995	CS Northridge	.965
1996	CS Sacramento	.971
1997	Fresno State	.964
1998	Fresno State	.969
1999	Fresno State	.971
2000	Fresno State	.973
2001	Fresno State	.970
2002	Fresno State	.977
2003	Fresno State	.969
2004	Tulsa	.960
2005	Tulsa	.975
2006	Fresno State	.970
	Hawai'i	.970
2007	Fresno State	.975
2008	Fresno State	.975
2009	Fresno State	.969
2010	Fresno State	.967
2011	Fresno State	.967

INDIVIDUAL LEADERS

All Games

BATTING AVERAGE

1991	Charmelle Green, UU	.381
1992	Heather Medearis, UNM	.316
1993	Denise Johnson, SUU	.405
1994	Amy Timmel, UU	.468
1995	Scia Maumausolo, CSN	.482
1996	Nina Lindenberg, FS	.508
1997	Kim Rondina, UNLV	.445
1998	Laura Berg, FS	.458
1999	Danielle Cassara, UNM	.405
	Holly Schmillen, CSU	.405
2000	Dana Degen, UH	.401
2001	Becky Witt, FS	.396
2002	Kate Judd, UH	.354
2003	Stacey Porter, UH	.479
2004	Christina Clark, FS	.396
2005	Tyleen Tausaga, UH	.391
2006	Christina Clark, FS	.430
2007	Tyleen Tausaga, UH	.402
2008	Noelle Micka, NEV	.399
2009	Amberly Waits, LTU	.488
2010	Amberly Waits, LTU	.412
2011	Hoku Nohara, NMSU	.426

SLUGGING PERCENTAGE

1991	Charmelle Green, UU	.632
1992	Heather Medearis, UNM	.412
1993	Kim Maher, FS	.674
1994	Shannon Jones, CSN	.749
1995	Scia Maumausolo, CSN	.848
1996	Nina Lindenberg, FS	.897
1997	Kim Rondina, UNLV	.941
1998	Nina Lindenberg, FS	.773
1999	Holly Schmillen, CSU	.817
2000	Dana Degen, UH	.620
2001	Stacey Porter, UH	.549
2002	Stacey Porter, UH	.622
2003	Stacey Porter, UH	.940
2004	Christina Clark, FS	.802
2005	Christina Clark, FS	.731
2006	Christina Clark, FS	.739
2007	Kate Robinson, UH	.733
2008	Kate Robinson, UH	.745
2009	Amberly Waits, LTU	.934
2010	Kelly Majam, UH	.919
2011	Hoku Nohara	1.007

AT BATS

1991	Kelly Brookhart, CU	211
1992	Tina Trujillo, CSU	191
1993	Donna McDaniel, FS	204
1994	Laura Berg, FS	238
1995	Laura Berg, FS	238
1996	Erika Blanco, FS	203
1997	Laura Berg, FS	245
1998	Laura Berg, FS	236
1999	Becky Witt, FS	236
2000	Lovie Jung, FS	223
2001	Natalie Gonzales, UH	210
2002	Tiffany Whipple, FS	236
2003	Tracie Uchima, UH	208
2004	Christina Clark, FS	222
2005	Courtney Lewis, SJSU	205
2006	Kymberly Silagyi, NEV	212
2007	Stephanie Herrera, NMSU	215
2008	Emma Barnes, LTU	226
2009	Noelle Micka, NEV	202
2010	Melissa Gonzalez, UH	218
2011	Kandis Jones, NMSU	212

RUNS

1991	Four Players	27
1992	Tina Trujillo, CSU	36
1993	Kim Maher, FS	44
1994	Amy Timmel, UU	55
1995	Laura Berg, FS	62
1996	Nina Lindenberg, FS	61
1997	Laura Berg, FS	69
1998	Laura Berg, FS	72
1999	Becky Witt, FS	61
2000	Becky Witt, FS	43
2001	Becky Witt, FS	50
2002	Christy Cerecedes, LMU	40
2003	Stacey Porter, UH	56
2004	Christina Clark, FS	63
2005	Christina Clark, FS	55
2006	Christina Clark, FS	56
2007	Haley Perkins, FS	62
2008	Haley Perkins, FS	48
2009	Tiare Jennings, NMSU	55
2010	Kelly Majam, UH	81
2011	Kandis Jones, NMSU	61

HITS

1991	Kelly Brookhart, CU	70
1992	Tina Trujillo, CSU	58
1993	Kim Maher, FS	72
1994	Amy Timmel, UU	102
1995	Robyn Yorke, FS	114
1996	Nina Lindenberg, FS	99
1997	Laura Berg, FS	104
1998	Laura Berg, FS	108
1999	Angela Cervantez, FS	87
2000	Becky Witt, FS	84
2001	Becky Witt, FS	76
2002	Christy Cerecedes, LMU	73
2003	Stacey Porter, UH	80
2004	Christina Clark, FS	88
2005	Courtney Lewis, SJSU	78
2006	Christina Clark, FS	71
2007	Haley Perkins, FS	82
2008	Noelle Micka, NEV	83
2009	Amberly Waits, LTU	81
2010	Melissa Gonzalez, UH	86
2011	Kandis Jones, NMSU	82

DOUBLES

1991	Kelly Brookhart, CU	15
1992	Jennifer Roberts, CSU	10
1993	Kim Meyer, CSS	12
1994	Shannon Jones, CSN	17
1995	Sarah Fredstrom, CSU	15
1996	Nina Lindenberg, FS	29
1997	Amanda Scott, FS	19
	Sarah Fredstrom, CSU	19
1998	Kehau Cofran, UH	14
	Kara Kanney, SJSU	14
1999	Angela Cervantez, FS	26
2000	Laura Eckley, LMU	14
	Lovie Jung, FS	14
2001	Kiauna Anderson, PSU	17
2002	Lindsay Fossatti, FS	15
2003	Stacey Porter, UH	18
2004	Jiliane Hartfiel, NEV	18
2005	Ashley Bennet, UTEP	17
2006	Christina Clark, FS	19
2007	Brittany Puzey, NEV	18
2008	Noelle Micka, NEV	18
2009	Amberly Waits, LTU	17
2010	Jessica Iwata, UH	21
2011	Karley Hopkins, NEV	16

TRIPLES

1991	Three Players	5
1992	Terri Bailey, UNM	4
1993	Shannon Pouelsen, SDSU	5
	Jennifer Henry, FS	5
1994	Amy Timmel, UU	7
1995	Laura Berg, FS	11
1996	Amber Wall, FS	5
1997	Valeri Quintero, SJSU	10
1998	Nina Lindenberg, FS	8
1999	Holly Schmillen, CSU	12
2000	Kiauna Anderson, PSU	5
2001	Laura Eckley, LMU	3
2002	Stephanie Sliepen, TU	4
	Shameika Cofer, LTU	4
2003	Stacey Mueller, NEV	5
2004	Jiliane Hartfiel, NEV	6
2005	Jana Arde, SJSU	6
2006	Emma Barnes, LTU	7
2008	Amberly Waits, LTU	10
2009	Kym Silagyi, NEV	8
2010	Haley Gilleland, FS	4
	Nicole Tindall, USU	4
2011	Kylie Randall, NMSU	4

HOME RUNS

1991	Deb DiMeglio, UU	7
1992	Deb DiMeglio, UU	5
1993	Kim Maher, FS	14
1994	Michelle Bolt, FS	15
1995	Scia Maumausolo, CSN	15
1996	Scia Maumausolo, CSN	17
1997	Kim Rondina, UNLV	15
1998	Amanda Scott, FS	14
1999	Rachael Goodpaster, UNLV	14
2000	Kara Kanney, SJSU	11
2001	Kate Judd, UH	8
2002	Stacey Porter, UH	15
2003	Stacey Porter, UH	17
2004	Christina Clark, FS	23
2005	Christina Clark, FS	16
2006	Tyleen Tausaga, UH	10
	Ashley Cameron, LTU	10
2007	Kate Robinson, UH	19
2008	Kate Robinson, UH	21
2009	Amberly Waits, LTU	17
	Tiare Jennings, NMSU	17
2010	Kelly Majam, UH	30
2011	Hoku Nohara, NMSU	24

RUNS BATTED IN

1991	Charmelle Green, UU	33
	Teri Klement, CSU	33
1992	Julie Clancy, SDSU	30
1993	Beth Calcante, CSN	51
1994	Kim Maher, FS	64
1995	Scia Maumausolo, CSN	47
1996	Nina Lindenberg, FS	60
1997	Sarah Fredstrom, CSU	66
1998	Nina Lindenberg, FS	77
1999	Angela Cervantez, FS	73
2000	Angela Cervantez, FS	48
2001	Lindsay Fossatti, FS	33
2002	Stacey Porter, UH	47
2003	Christina Clark, FS	46
2004	Christina Clark, FS	56
2005	Christina Clark, FS	42
2006	Brittany Puzey, NEV	39
	Ashley Roszkos, NMSU	39
2007	Kate Robinson, UH	71
2008	Kate Robinson, UH	56
2009	Amberly Waits, LTU	62
2010	Hoku Nohara, NMSU	62
2011	Hoku Nohara, NMSU	73

STOLEN BASES

1991	Tiffany Strnad, CU	29
1992	Julie Garcia, UNM	28
1993	Jennifer Hambly, SDSU	20
1994	Amy Timmel, UU	33
1995	Sandy Rhea, UU	23
1996	Sandy Rhea, UU	27
1997	Sandy Rhea, UU	46
1998	Sandy Rhea, UU	34
1999	Cayley Warner, UNM	39
2000	Anna Trauernicht, LMU	32
2001	Anna Trauernicht, LMU	31
2002	Brittany Stanley, LTU	30
2003	Brittany Stanley, LTU	17
2004	Amber Miles, LTU	29
2005	Stacey Walkingstick, TU	27
2006	Emma Barnes, LTU	12
	Stephanie Herrera, NMSU	12
2007	Emma Barnes, LTU	22
2008	Haley Gilleland, FS	23
	Stephanie Herrera, NMSU	12
2009	Kylie Randall, NMSU	22
2010	Kylie Randall, NMSU	29
2011	Kylie Randall, NMSU	40

EARNED RUN AVERAGE

1991	Karen McCormick, SDSU	0.64
1992	Janet Womack, UU	0.90
1993	Tami Blunt, CSS	0.87
1994	Amy Windmiller, CSN	0.36
1995	Susie Bugliarello, CSS	0.59
1996	Kim Peck, FS	0.63
1997	Kim Peck, FS	0.81
1998	Amanda Scott, FS	0.79
1999	Amanda Scott, FS	0.24
2000	Amanda Scott, FS	0.41
2001	Lori Hoffman, FS	1.17
2002	Jamie Southern, FS	0.44
2003	Jamie Southern, FS	0.64
2004	Jamie Southern, FS	0.54
2005	Jamie Southern, FS	0.46
2006	Robin Mackin, FS	1.54
2007	Robin Mackin, FS	1.37
2008	Morgan Melloh, FS	1.28
2009	Katie Holverson, NEV	1.70
2010	Michelle Moses, FS	2.07
2011	Kaia Parnaby, UH	1.28

INNINGS PITCHED

1991	Kelly Brookhart, CU	263.2
1992	Karen McCormick, SDSU	219.1
1993	Tami Blunt, CSS	266.2
1994	Maureen Brady, FS	321.0
1995	Maureen Brady, FS	285.0
1996	Jennifer Richardson, CSN	220.0
1997	Nikki Johnson, CSU	260.1
1998	Brandi Isgar, UNLV	221.0
1999	Sarah Farnworth, Utah	242.0
2000	Amanda Scott, FS	276.0
2001	Morgan Seibert, PSU	234.0
2002	Jamie Southern, FS	351.2
2003	Melissa Coogan, UH	281.0
2004	Jamie Southern, FS	259.0
2005	Carol Forbes, SJSU	183.1
2006	Jordan McPherson, NEV	283.1
2007	Robin Mackin, FS	311.1
2008	Morgan Melloh, FS	360.2
2009	Morgan Melloh, FS	319.1
2010	Stephanie Ricketts, UH	237.2
2011	Meghan Krieg, LTU	247.0

STRIKEOUTS

1991	Janet Womack, UU	150
1992	Dena Mullins, UNM	181
1993	Tami Blunt, CSS	284
1994	Ali Andrus, UU	270
1995	Susie Bugliarello, CSS	221
1996	Susie Bugliarello, CSS	218
1997	Nikki Johnson, CSU	271
1998	Amanda Scott, FS	180
1999	Amanda Scott, FS	231
2000	Amanda Scott, FS	314
2001	Morgan Seibert, PSU	215
2002	Jamie Southern, FS	400
2003	Jamie Southern, FS	322
2004	Jamie Southern, FS	299
2005	Jamie Southern, FS	282
2006	Robin Mackin, FS	402
2007	Robin Mackin, FS	369
2008	Morgan Melloh, FS	454
2009	Morgan Melloh, FS	450
2010	Meghan Krieg, LTU	260
2011	Meghan Krieg, LTU	289

WINS

1991	Janet Womack, UU	22
	Stephanie Smith, UNM	22
1992	Dena Mullins, UNM	20
1993	Dena Mullins, UNM	25
1994	Maureen Brady, FS	36
1995	Maureen Brady, FS	29
1996	Tara Glaister, CSN	22
1997	Nikki Johnson, CSU	33
1998	Amanda Scott, FS	25
1999	Amanda Scott, FS	29
2000	Amanda Scott, FS	33
2001	Felicity Witt, UH	22
2002	Jamie Southern, FS	33
2003	Melissa Coogan, UH	32
2004	Jamie Southern, FS	30
2005	Jamie Southern, FS	28
2006	Robin Mackin, FS	28
2007	Robin Mackin, FS	36
2008	Morgan Melloh, FS	42
2009	Morgan Melloh, FS	30
2010	Stephanie Ricketts, UH	30
2011	Alex Newman, NMSU	23

TEAM LEADERS

WAC Games

BATTING AVERAGE

1991	New Mexico	.292
1992	New Mexico	.276
1993	CS Northridge	.309
1994	CS Northridge	.360
1995	Fresno State	.311
1996	Utah	.330
1997	Colorado State	.319
1998	Hawai'i	.346
1999	New Mexico	.321
2000	Fresno State	.316
2001	Hawai'i	.297
2002	Hawai'i	.288
2003	Fresno State	.319
2004	Fresno State	.299
2005	Hawai'i	.313
2006	Fresno State	.299
2007	Hawai'i	.380
2008	Nevada	.336
2009	New Mexico State	.316
2010	Hawai'i	.357
2011	New Mexico State	.379

SLUGGING PERCENTAGE

1991	New Mexico	.381
1992	New Mexico	.364
1993	CS Northridge	.474
1994	CS Northridge	.498
1995	Utah	.383
1996	Utah	.492
1997	Utah	.441
1998	Hawai'i	.468
1999	New Mexico	.442
2000	Fresno State	.442
2001	Hawai'i	.409
2002	Hawai'i	.419
2003	Fresno State	.431
2004	Fresno State	.476
2005	Fresno State	.470
2006	Fresno State	.463
2007	Hawai'i	.628
2008	Nevada	.526
2009	New Mexico State	.509
2010	Hawai'i	.752
2011	New Mexico State	.611

AT BATS

1991	Southern Utah	278
1992	Southern Utah	280
1993	Fresno State	669
1994	Utah	770
1995	Colorado State	748
1996	San Diego State	773
1997	Fresno State	907
1998	Hawai'i	864
1999	Fresno State	665
2000	Hawai'i	552
2001	Hawai'i	569
2002	Fresno State	731
2003	Hawai'i	554
2004	Fresno State	672
2005	Fresno State	487
2006	Nevada	485
2007	Hawai'i	508
2008	San Jose State	524
2009	Fresno State	602
2010	Hawai'i	589
2011	New Mexico State	620

RUNS

1991	Utah	45
1992	Utah	30
1993	CS Northridge	109
1994	CS Northridge	144
1995	Utah	122
1996	Utah	157
1997	Colorado State	167
1998	Fresno State	195
1999	Fresno State	135
2000	Fresno State	79
2001	Hawai'i	78
2002	Hawai'i	91
2003	Fresno State	99
2004	Fresno State	109
2005	Fresno State	95
2006	Louisiana Tech	75
2007	Hawai'i	148
2008	Nevada	107
2009	New Mexico State	106
2010	Hawai'i	193
2011	New Mexico State	166

HITS

1991	New Mexico	76
1992	Utah	71

1993	Fresno State	184
	CS Northridge	184
1994	Utah	255
1995	Fresno State	225
1996	Fresno State	232
1997	Colorado State	284
1998	Hawai'i	299
1999	Fresno State	207
2000	Fresno State	150
	Hawai'i	150
2001	Hawai'i	169
2002	Hawai'i	196
2003	Hawai'i	166
2004	Fresno State	201
2005	Fresno State	152
2006	Hawai'i	138
2007	Hawai'i	193
2008	Nevada	175
2009	Fresno State	169
2010	Hawai'i	210
2011	New Mexico State	235

DOUBLES

1991	Utah	11
	San Diego State	11
1992	New Mexico	12
1993	CS Northridge	25
1994	CS Northridge	36
1995	CS Sacramento	30
1996	Fresno State	45
1997	Fresno State	51
1998	Hawai'i	45
	New Mexico	45
1999	Fresno State	38
	New Mexico	38
2000	San Jose State	27
2001	Hawai'i	22
2002	Hawai'i	30
2003	Nevada	22
2004	Fresno State	35
2005	Tulsa	30
2006	Louisiana Tech	25
2007	Hawai'i	30
2008	Nevada	40
2009	Hawai'i	29
2010	Nevada	36
2011	New Mexico State	42

TRIPLES

1991	Southern Utah	6
1992	Southern Utah	4
1993	CS Northridge	8
1994	Fresno State	8
1995	Fresno State	9
1996	Utah	12
1997	San Jose State	14
1998	Utah	13
1999	Colorado State	9
2000	Fresno State	5
2001	Tulsa	3
2002	Hawai'i	4
2003	Louisiana Tech	4
2004	San Jose State	6
2005	Hawai'i	6
2006	Louisiana Tech	5
2007	Hawai'i	3
2008	Nevada	4
	New Mexico State	4
2009	San Jose State	10
2010	Three teams	3
2011	Fresno State	5

YEARLY LEADERS

HOME RUNS

1991	New Mexico	4
1992	Utah	3
1993	CS Northridge	19
1994	CS Northridge	15
1995	CS Northridge	16
1996	Utah	16
1997	Utah	13
1998	Fresno State	17
1999	UNLV	9
2000	Hawai'i	11
	San Jose State	11
2001	Hawai'i	14
2002	Loyola Marymount	17
2003	Hawai'i	15
2004	Fresno State	26
2005	Fresno State	18
2006	Hawai'i	14
2007	Hawai'i	30
2008	Nevada	17
2009	Hawai'i	29
2010	Hawai'i	65
2011	New Mexico State	32

RUNS BATTED IN

1991	Utah	36
1992	Utah	26
1993	CS Northridge	89
1994	CS Northridge	119
1995	Utah	98
1996	Utah	139
1997	Fresno State	144
1998	Fresno State	163
1999	Fresno State	114
2000	Fresno State	70
2001	Hawai'i	68
2002	Hawai'i	82
2003	Fresno State	88
2004	Fresno State	98
2005	Fresno State	82
2006	Louisiana Tech	70
2007	Hawai'i	140
2008	Nevada	101
2009	New Mexico State	101
2010	Hawai'i	180
2011	New Mexico State	150

STOLEN BASES

1991	New Mexico	10
1992	Utah	10
	San Diego State	10
	Creighton	10
1993	Utah	38
1994	Utah	47
1995	Utah	46
1996	San Diego State	30
1997	Colorado State	50
1998	San Diego State	38
1999	San Diego State	21
	New Mexico	21
2000	Loyola Marymount	25
2001	San Jose State	13
2002	Tulsa	23
2003	Hawai'i	18
2004	Louisiana Tech	30
2005	Hawai'i	31
2006	New Mexico State	24
2007	Utah State	18
2008	Nevada	20
2009	Nevada	21
2010	Boise State	27
2011	New Mexico State	22

EARNED RUN AVERAGE

1991	Utah	1.24
1992	San Diego State	0.82
1993	CS Sacramento	0.72
1994	CS Northridge	0.48
1995	CS Sacramento	0.78
1996	Fresno State	0.72
1997	Fresno State	0.95
1998	Fresno State	1.44
1999	Fresno State	0.66
2000	Fresno State	0.47
2001	Fresno State	0.68
2002	Fresno State	0.72
2003	Fresno State	1.19
	Hawai'i	1.19
2004	Tulsa	1.57
2005	Fresno State	0.63
2006	Fresno State	1.30
2007	Hawai'i	1.74
2008	Fresno State	1.33
2009	Nevada	1.41
2010	Fresno State	2.09
2011	Hawai'i	1.75

INNINGS PITCHED

1991	San Diego State	76.0
1992	Utah	75.0
1993	New Mexico	173.0
1994	Utah	194.0
1995	CS Northridge	201.0
1996	CS Northridge	203.2
1997	Colorado State	219.0
1998	San Diego State	215.1
1999	Fresno State	185.1
2000	Loyola Marymount	144.1
2001	Hawai'i	140.2
2002	Fresno State	193.1
2003	Hawai'i	141.0
2004	Nevada	170.0
2005	San Jose State	123.2
2006	Nevada	122.0
2007	New Mexico State	124.0
2008	Nevada	128.0
2009	Hawai'i	150.2
2010	Fresno State	144.1
2011	Utah State	144.1

STRIKEOUTS

1991	Utah	31
1992	New Mexico	43
1993	CS Sacramento	134
1994	Utah	151
1995	CS Sacramento	177
1996	CS Sacramento	159
1997	Utah	170
1998	Fresno State	163
1999	Fresno State	175
2000	Fresno State	128
2001	Hawai'i	93
2002	Fresno State	159
2003	Fresno State	125
2004	Fresno State	130
2005	Fresno State	144
2006	Fresno State	143
2007	Hawai'i	120
2008	Fresno State	136
2009	Fresno State	182
2010	Fresno State	181
2011	Hawai'i	146

WINS

1991	Utah	8
1992	Utah	9
1993	CS Northridge	20
1994	Utah	22
1995	CS Northridge	22
1996	Fresno State	24
1997	Colorado State	26
1998	Fresno State	28
1999	Fresno State	24
2000	Fresno State	16
2001	Hawai'i	16
2002	Fresno State	18
2003	Hawai'i	17
2004	Fresno State	20
2005	Fresno State	17
2006	Fresno State	12
2007	Hawai'i	16
2008	Nevada	16
2009	Fresno State	15
	Hawai'i	15
	Nevada	15
2010	Hawai'i	19
2011	New Mexico State	17

FIELDING PERCENTAGE

1991	N/A	
1992	Creighton	.982
1993	CS Northridge	.972
1994	CS Sacramento	.966
1995	CS Northridge	.975
1996	CS Sacramento	.971
1997	Fresno State	.969
1998	Fresno State	.977
1999	Fresno State	.974
2000	San Jose State	.979
2001	San Jose State	.973
2002	Fresno State	.976
2003	Fresno State	.966
2004	Tulsa	.977
2005	Tulsa	.978
2006	Fresno State	.983
2007	Hawai'i	.976
2008	Fresno State	.975
2009	Fresno State	.971
2010	Hawai'i	.972
2011	Hawai'i	.975

INDIVIDUAL LEADERS

WAC Games

BATTING AVERAGE

1991	Sue Campbell, SDSU	.448
1992	Stephanie Smith, UNM	.360
1993	Tamara Ivie, CSN	.387
1994	Robyn Yorke, FS	.500
1995	Scia Maumausolo, CSN	.494
1996	Nina Lindenberg, FS	.535
1997	Kim Rondina, UNLV	.525
1998	Laura Berg, FS	.448
1999	Angela Cervantez, FS	.466
2000	Becky Witt, FS	.500
2001	Anna Trauernicht, LMU	.417
2002	Kate Judd, UH	.414
2003	Stacey Porter, UH	.458
2004	Bridget Broadnax, LTU	.400
2005	Tara Harbert, UH	.486
2006	Christina Clark, FS	.500
2007	Kelsey Starr, NEV	.457
2008	Vanessa Briones, NEV	.429
2009	Amberly Waits, LTU	.433
2010	Jessica Iwata, UH	.488
2011	Kandis Jones, NMSU	.446

SLUGGING PERCENTAGE

1991	Charmelle Green, UU	.625
1992	Julie Garcia, UNM	.538
1993	Beth Calcante, CSN	.773
1994	Shannon Jones, CSN	.803
1995	Scia Maumausolo, CSN	.909
1996	Nina Lindenberg, FS	.942
1997	Kim Rondina, UNLV	1.033
1998	Nina Lindenberg, FS	.763
1999	Sunny Smith, UU	.763
2000	Kim Bentley, SJSU	.623
2001	Kate Judd, UH	.793
2002	Stacey Porter, UH	.722
2003	Stacey Porter, UH	1.017
2004	Christina Clark, FS	.864
2005	Christina Clark, FS	.842
2006	Christina Clark, FS	1.000
2007	Kate Robinson, UH	.964
2008	Vanessa Briones, NEV	.755
2009	Angie Ortega, NMSU	.873
2010	Jessica Iwata, UH	1.050
2011	Devon Bridges, BSU	.980

AT BATS

1991	Kelly Brookhart, CU	33
1992	Amy Timmel, UU	39
1993	Amy Timmel, UU	85
1994	Laura Berg, FS	95
1995	Casey Coffman, UNM	98
1996	Kelley Santa Cruz, SDSU	94
1997	Laura Berg, FS	118
1998	Laura Berg, FS	116
1999	Amanda Scott, FS	80
	Rachael Goodpaster, UNLV	80
2000	Melissa McGie, UH	71
2001	Natalie Gonzales, UH	73
2002	Elisa Barrios, SJSU	94
2003	Tracie Uchima, UH	72
2004	Tracie Uchima, UH	87
2005	Courtney Lewis, SJSU	61
	Jamie Southern, FS	61
2006	Valana Manuma, UH	62
2007	Clare Warwick, UH	65
2008	Noelle Micka, NEV	65
	Sarah Taylor, SJSU	65
2009	Tanisha Milca, UH	77
2010	Jessica Iwata, UH	80
2011	Kylie Randall, NMSU	85

RUNS

1991	Charmelle Green, UU	8
1992	Three Players	6
1993	Terri Pearson, CSN	19
1994	Kim Maher, FS	25
1995	Laura Berg, FS	22
1996	Tammy Beer, UU	28
1997	Jennifer Buford, CSU	31
1998	Becky Witt, FS	40
1999	Becky Witt, FS	22
	Amanda Scott, FS	22
2000	Jessica Guerrero, PSU	13
	Lovie Jung, FS	13
2001	Stacey Porter, UH	14
2002	Kate Judd, UH	14
2003	Christina Clark, FS	22
2004	Christina Clark, FS	31
2005	Christina Clark, FS	21
2006	Christina Clark, FS	17
2007	Clare Warwick, UH	24
2008	Brittany Puzey, NEV	15
2009	Haley Perkins, FS	20
2010	Kelly Majam, UH	31
2011	Tiare Jennings, NMSU	24

HITS

1991	Sue Campbell, SDSU	13
	Kelly Brookhart, CU	13
1992	Amy Timmel, UU	13
1993	Three Players	27
1994	Amy Timmel, UU	46
1995	Robyn Yorke, FS	41
1996	Nina Lindenberg, FS	46
1997	Tia Morenz, UH	48
1998	Laura Berg, FS	52
1999	Angela Cervantez, FS	34
2000	Becky Witt, FS	28
2001	Natalie Gonzales, UH	28
2002	Natalie Gonzales, UH	32
2003	Tracie Uchima, UH	27
2004	Jamie Southern, FS	32
2005	Denise Dahlberg, UH	24
2006	Tyeeen Tausaga, UH	22
2007	Haley Perkins, FS	26
	Kaulana Gould, UH	25
2008	Noelle Micka, NEV	22
2009	Haley Perkins, FS	30
2010	Jessica Iwata, UH	39
2011	Kylie Randall, NMSU	35

DOUBLES

1991	Four Players	4
1992	Three Players	3
1993	Kim Meyer, CSS	7
	Michelle Bolt, FS	7
1994	Shannon Jones, CSN	11
1995	Sarah Fredstrom, CSU	10
1996	Nina Lindenberg, FS	15
1997	Jackie Van Hooydonk, UNM	12
1998	Dana Degan, UH	10
	Joyce Lum, UH	10
1999	Angela Cervantez, FS	10
2000	Four Players	5
2001	Kate Judd, UH	7
2002	Lindsay Fossatti, FS	6
2003	Christina Clark, FS	9
2004	Carrie Mackey, NEV	7
2005	Rochelle Sandberg, LTU	6
	Lindsey Tower, TU	6
2006	Christina Clark, FS	6
	Candice Rainwater, NEV	6
2007	Five Players	5
2008	Regan Clark, LTU	7
2009	Haley Gilleland, FS	7
2010	Jessica Iwata, UH	12
2011	Valerie Swedberg, NMSU	7

TRIPLES

1991	Heather Hobbs, SUU	4
1992	Joni Reynolds, SUU	2
1993	Beth Calcante, CSN	3
1994	Amy Timmel, UU	4
1995	Laura Berg, FS	5
1996	Sandy Rhea, UU	3
	Sarah Fredstrom, CSU	3
1997	Sarah Fredstrom, CSU	5
1998	Jenny Monson, UU	4
	Nina Lindenberg, FS	4
1999	Holly Schmillen, CSU	5
2000	Kristen Hunter, FS	4
2001	Laura Eckley, LMU	2
2002	Veronica Ramos, SJSU	2
	Stacey Porter, UH	2
2003	Stacey Porter, UH	2
2004	Amber Miles, LTU	2
	Mizi Ing, FS	2
	Jiliane Hartfiel, NEV	2

	Courtney Lewis, SJSU	2
2005	Denise Dahlberg, UH	2
	Sara Dyer, TU	2
	Kaulana Gould, UH	2
	Courtney Lewis, SJSU	2
2006	Emma Barnes, LTU	2
2007	Nine Players	1
2008	Amberly Waits, LTU	3
2009	Kelly Fangonilo, SJSU	4
	Sarah Taylor, SJSU	4
2010	Nicole Tindall, USU	2
	Haley Gilleland, FS	2
2011	Kylie Randall, NMSU	3

HOME RUNS

1991	Several Players	1
1992	Several Players	1
1993	Beth Calcante, CSN	7
1994	Michelle Bolt, FS	6
1995	Cyndee Bennett, UU	8
	Scia Maumausolo, CSN	8
1996	Cyndee Bennett, UU	6
	Nina Lindenberg, FS	6
	Scia Maumausolo, CSN	6
1997	Kim Rondina, UNLV	6
1998	Raven Coberg, UNLV	8
1999	Rachael Goodpaster, UNLV	7
2000	Four Players	4
2001	Kate Judd, UH	6
2002	Stacey Porter, UH	7
2003	Stacey Porter, UH	9
2004	Christina Clark, FS	10
2005	Christina Clark, FS	7
2006	Christina Clark, FS	4
	Brandi Peiler, UH	4
	Amanda Winkley, SJSU	4
	Sara Fleming, USU	4
2007	Kate Robinson, UH	9
2008	Five Players	5
2009	Angie Ortega, NMSU	7
2010	Melissa Gonzalez, UH	11
	Jessica Iwata, UH	11
2011	Devon Bridges, BSU	10

RUNS BATTED IN

1991	Deb DiMeglio, UU	10
1992	Julie Clancy, SDSU	7
1993	Beth Calcante, CSN	30
1994	Kim Maher, FS	33
1995	Cyndee Bennett, UU	29
1996	Cyndee Bennett, UU	30
1997	Dana Degan, UH	33
1998	Nina Lindenberg, FS	43
1999	Angela Cervantez, FS	28
2000	Angela Cervantez, FS	19
2001	Kate Judd, UH	16
2002	Stacey Porter, UH	22
2003	Christina Clark, FS	21
2004	Christina Clark, FS	20
2005	Christina Clark, FS	18
2006	Stacey Lien, NMSU	14
2007	Kate Robinson, UH	33
2008	Brittany McConnell, SJSU	20
2009	Angie Ortega, NMSU	21
2010	Jessica Iwata, UH	32
2011	Devon Bridges, BSU	29

STOLEN BASES

1991	N/A	
1992	Amy Timmel, UU	5
1993	Amy Timmel, UU	8
1994	Amy Timmel, UU	20
1995	Tammy Beer, UU	12
	Sandy Rhea, UU	12
1996	Sandy Rhea, UU	10
1997	Sandy Rhea, UU	24
1998	Sandy Rhea, UU	19
1999	Tami Simpson, SDSU	14
2000	Anna Trauernicht, LMU	8
	Jessie Smith, TU	8
2001	Anna Trauernicht, LMU	6
2002	Brittany Stanley, LTU	11
	Jessie Smith, TU	11
2003	Marie Jackson, UH	5
2004	Amber Miles, LTU	15
2005	Stacey Walkingstick, TU	9
2006	Stephanie Herrera, NMSU	10
2007	Liz Perez, SJSU	8
2008	Stephanie Herrera, NMSU	8
2009	Brittany Puzey, NEV	8
2010	Haley Gilleland, FS	9
	Kylie Randall, NMSU	9
2011	Haley Gilleland, FS	12

EARNED RUN AVERAGE

1991	Lisa Perettie, SDSU	0.21
1992	Dena Mullins, UNM	0.19
1993	Marnie Hill, UNM	0.55
1994	Jennifer Richardson, CSN	0.18
1995	Susie Bugliarello, CSS	0.59
1996	Lindsay Parker, FS	0.48
1997	Amanda Scott, FS	0.36
1998	Amanda Scott, FS	0.66
1999	Amanda Scott, FS	0.33
2000	Amanda Scott, FS	0.00
2001	Lori Hoffman, FS	0.29
2002	Jamie Southern, FS	0.45
2003	Jamie Southern, FS	0.49
2004	Jamie Southern, FS	0.75
2005	Jamie Southern, FS	0.16
2006	Merrynann Barr, FS	0.93
2007	Kate Robinson, UH	1.15
2008	Morgan Melloh, FS	1.14
2009	Wanda Malone, LTU	0.66
2010	Michelle Moses, FS	1.22
2011	Kaia Parnaby, UH	1.28

INNINGS PITCHED

1991	Janet Womack, UU	51.7
1992	Janet Womack, UU	57.1
1993	Dena Mullins, UNM	124.0
1994	Maureen Brady, FS	150.0
1995	Kathy Blake-Small, CSN	116.0
1996	Nikki Johnson, CSU	110.0
1997	Nikki Johnson, CSU	129.0
1998	Sarah Farnworth, UU	135.1
1999	Kelly Gentle, UH	108.1
2000	Desiree Duran, UH	80.1
2001	Jenny Magill, TU	82.1
2002	Jamie Southern, FS	125.2
2003	Melissa Coogan, UH	102.1
2004	Carol Forbes, SJSU	106.0
2005	Carol Forbes, SJSU	109.2
2006	Jordan McPherson, NEV	84.0
2007	Krissi Oliver, LTU	85.2
2008	Morgan Melloh, FS	111.0
2009	Stephanie Ricketts, UH	118.1
2010	Meghan Krieg, LTU	91.0
2011	Meghan Krieg, LTU	106.2

STRIKEOUTS

1991	Janet Womack, UU	25
1992	Dena Mullins, UNM	34
1993	Tami Blunt, CSS	114
1994	Ali Andrus, UU	131
1995	Susie Bugliarello, CSS	101
1996	Susie Bugliarello, CSS	100
1997	Ali Andrus-Sagas, UU	113
1998	Amanda Scott, FS	87
1999	Kelly Gentle, UH	93
2000	Amanda Scott, FS	85
2001	Jenny Magill, TU	64
2002	Jamie Southern, FS	137
2003	Jamie Southern, FS	106
2004	Jamie Southern, FS	80
2005	Jamie Southern, FS	118
2006	Robin Mackin, FS	117
2007	Robin Mackin, FS	84
2008	Morgan Melloh, FS	133
2009	Morgan Melloh, FS	163
2010	Meghan Krieg, LTU	105
2011	Meghan Krieg, LTU	118

WINS

1991	Janet Womack, UU	6
1992	Janet Womack, UU	7
1993	Tami Blunt, CSS	11
	Kathy Blake, CSN	11
1994	Ali Andrus, UU	18
1995	Ali Andrus, UU	12
	Kathy Blake-Small, CSN	12
1996	Tara Glaister, CSU	11
1997	Nikki Johnson, CSU	15
1998	Amanda Scott, FS	15
1999	Kelly Gentle, UH	13
2000	Amanda Scott, FS	9
2001	Desiree Duran	9
2002	Jamie Southern, FS	11
2003	Melissa Coogan, UH	14
2004	Jamie Southern, FS	11
2005	Jamie Southern, FS	13
2006	Robin Mackin, FS	8
	Courtney Lewis, SJSU	8
2007	Robin Mackin, FS	11
2008	Morgan Melloh, FS	12
2009	Stephanie Ricketts, UH	13
2010	Stephanie Ricketts, UH	13
2011	Aubray Zell, BSU	9
	Michelle Moses, FS	9

CAREER LEADERS - ALL GAMES



Fresno State's **Amanda Scott** ranks in the top 10 in 12 career statistical categories.

GAMES PLAYED

1. Amanda Scott, FS, 1997-00	277
2. Laura Berg, FS, 1994-95, 97-98	266
3. Randi Berg, FS, 1994-97	263
4. Angela Cervantez, FS, 1997-00	258
5. Jamie Southern, FS, 2002-05	253
6. Jenifer Henry, FS, 1993-96	251
7. Lori Hoffman, FS, 2001-04	250
8. Jo Pini, FS, 1993-96	249
9. Brittany Puzey, NEV, 2006-09	245
10. Mitzi Ing, FS, 2001-04	244

AT BATS

1. Laura Berg, FS, 1994-95, 97-98	957
2. Becky Witt, FS, 1998-01	866
3. Amanda Scott, FS, 1997-00	849
4. Robyn Yorke, FS, 1994-97	820
5. Jamie Southern, FS 2001-05	808
6. Lori Hoffman, FS, 2001-04	790
7. Haley Perkins, FS, 2006-09	789
8. Emma Barnes, LTU, 2006-09	768
9. Haley Gilleland, FS, 2008-11	767
10. Randi Berg, FS, 1994-97	762

RUNS

1. Laura Berg, FS, 1994-95, 97-98	245
2. Christina Clark, FS 2003-06	228
3. Becky Witt, FS, 1998-01	224
4. Haley Perkins, FS, 2006-09	189
Robyn Yorke, FS, 1994-97	189
6. Sandy Rhea, UU, 1995-98	177
7. Kandis Jones, NMSU, 2008-11	175
8. Nina Lindenberg, FS, 1994-98	169
9. Jennifer Buford, CSU, 1995-98	166
10. Tiare Jennings, NMSU, 2009-present	162

HITS

1. Laura Berg, FS, 1994-95, 97-98	396
2. Robyn Yorke, FS, 1994-97	357
3. Becky Witt, FS, 1998-01	331
4. Christina Clark, FS, 2003-06	296
5. Haley Perkins, FS, 2006-09	283
6. Nina Lindenberg, FS, 1996-98	269
7. Amberly Waits, LTU, 2007-10	262
8. Kandis Jones, NMSU, 2008-11	260
Cyndee Bennett, UU, 1994-97	260
10. Amanda Scott, FS, 1997-00	257
Scia Maumausolo, CSN, 1993-96	257

DOUBLES

1. Christina Clark, FS, 2003-06	57
2. Angela Cervantez, FS, 1997-00	55
3. Brittany Puzey, NEV, 2006-09	54
Nina Lindenberg, FS, 1996-98	54

5. Sarah Fredstrom, CSU, 1995-98	51
6. Amberly Waits, LTU, 2007-10	47
7. Amanda Scott, FS, 1997-00	46
8. Sam Bias, NEV, 2007-10	45
9. Regan Clark, LTU,	44
Sandy Rhea, UU, 1995-98	44

TRIPLES

1. Laura Berg, FS, 1994-95, 97-98	25
2. Amberly Waits, LTU, 2007-10	19
Sandy Rhea, UU, 1995-98	19
Nina Lindenberg, FS, 1996-98	19
5. Holly Schmillen, CSU, 1998-99	18
6. Sarah Taylor, SJSU, 2006-10	15
Sarah Fredstrom, CSU, 1995-98	15
8. Kym Silagyi, NEV, 2006-09	14
9. Courtney Lewis, SJSU, 2003-06	13
10. Haley Gilleland, FS, 2008-11	12
Christina Clark, FS, 2003-06	12
Jenifer Henry, FS, 1993-96	12

HOME RUNS

1. Hoku Nohara, NMSU, 2008-11	64
2. Christina Clark, FS, 2003-06	62
3. Scia Maumausolo, CSN, 1993-96	46
4. Kate Robinson, UH, 2005-08	44
5. Ashley Maroda, NMSU, 2008-11	43
6. Michelle Moses, FS, 2009-present	41
Tiare Jennings, NMSU, 2009-present	41
8. Kelly Majam, UH, 2010-present	39
9. Stacey Porter, UH, 2001-03	38
10. Cyndee Bennett, UU, 1994-97	37

RUNS BATTED IN

1. Amanda Scott, FS, 1997-00	212
2. Hoku Nohara, NMSU, 2008-11	209
3. Nina Lindenberg, FS, 1996-98	201
34 Sarah Fredstrom, CSU, 1995-98	183
5. Christina Clark, FS, 2003-06	176
6. Cyndee Bennett, UU, 1994-97	175
7. Angela Cervantez, FS, 1997-00	174
8. Brittany McConnell, SJSU, 2006-10	166
Brittany Puzey, NEV, 2006-09	166
10. Ashley Maroda, NMSU, 2008-11	163
Scia Maumausolo, CSN, 1993-96	163

SACRIFICE HITS

1. Stacey Walkingstick, TU, 2002-05	80
2. Vanessa Czarnecki, FS,	72
3. Tyree Woodruff, UH, 1997-01	65
4. Tammy Beer, UU, 1993-96	60
5. Michelle Morga, SJSU, 1997-99	55
Jo Pini, FS, 1993-96	55
7. Stacie Reynolds, UU, 1993-96	54

8. Tracy Stowe, SDSU, 1991-92	43
9. Lisa Hashimoto, UU, 1997-99	41
10. Maya Garcia, SJSU, 1997-99	40
Beth Calcante, CSN, 1993-94	40

BASES ON BALLS

1. Hoku Nohara, NMSU, 2008-11	138
2. Christina Clark, FS, 2003-06	114
3. Lindsay Fossatti, FS, 99-02	111
4. Angela Cervantez, FS, 1997-00	97
5. Britton Murdock, NEV, 2008-11	96
6. Katie Torres, TU, 2003-05	93
7. Scia Maumausolo, CSN, 1993-96	92
8. Kylie Randall, NMSU, 2006-09	91
9. Tiare Jennings, NMSU, 2009-present	86
Brittany Puzey, NEV, 2006-09	86

STOLEN BASES

1. Sandy Rhea, UU, 1995-98	130
2. Kylie Randall, NMSU, 2008-11	103
3. Brittany Stanley, LTU, 2002-05	90
4. Amber Miles, LTU, 2002-05	89
5. Haley Gilleland, FS, 2008-11	86
6. Jennifer Buford, CSU, 1995-98	81
7. Jackie Van Hoooydonk, UNM, 1995-97	71
8. Jessie Smith, TU, 1999-2002	70
9. Amy Timmel, UU, 1991-94	69
10. Stacey Walkingstick, TU, 2002-05	65

BATTING AVERAGE

1. Nina Lindenberg, FS, 1996-98	.440
2. Robyn Yorke, FS, 1994-97	.435
3. Laura Berg, FS, 1994-95, 97-98	.414
4. Kim Maher, FS, 1993-94	.401
5. Christina Clark, FS, 2003-06	.397
6. Tia Morenz, UH, 1997-98	.390
7. Amberly Waits, LTU, 2007-10	.386
8. Becky Witt, FS, 1998-01	.382
9. Alyson Carter, CSU, 1997-99	.379
Scia Maumausolo, CSN, 1993-96	.379

TOTAL BASES

1. Christina Clark, FS, 2003-06	563
2. Laura Berg, FS, 1994-95, 97-98	500
3. Nina Lindenberg, FS, 1996-98	469
4. Amberly Waits, LTU, 2007-10	455
5. Hoku Nohara, NMSU, 2008-11	450
6. Scia Maumausolo, CSN, 1993-96	443
7. Cyndee Bennett, UU, 1994-97	430
8. Sarah Fredstrom, CSU, 1995-98	429
9. Amanda Scott, FS, 1997-00	404
10. Brittany Puzey, NEV, 2006-09	389

SLUGGING PERCENTAGE

1. Nina Lindenberg, FS, 1996-98	.768
2. Christina Clark, FS, 2003-06	.756
3. Kelly Majam, UH, 2010-present	.747
4. Hoku Nohara, NMSU, 2008-11	.738
5. Jessica Iwata, UH, 2010-present	.699
6. Holly Schmillen, CSU, 1998-99	.686
Kim Maher, FS, 1993-94	.686
8. Tiare Jennings, NMSU, 2009-present	.680
9. Amberly Waits, LTU, 2007-10	.671
10. Kathy Cox, BSU, 2009-10	.659

VICTORIES

1. Jamie Southern, FS, 2002-05	118
2. Amanda Scott, FS, 1997-00	106
3. Morgan Melloh, FS, 2008-10	90
4. Ali Andrus-Sagas, UU, 1994-97	89
5. Maureen Brady, FS, 1993-95	75
6. Stephanie Ricketts, UH, 2009-present	74
7. Melissa Coogan, UH, 2002-05	71

8. Katie Holverson, NEV, 2007-10	68
Carol Forbes, SJSU, 2002-05	68
10. Lindsay Parker, FS, 1996-99	67

SAVES

1. Jamie Southern, FS, 2002-05	11
2. Amanda Scott, FS, 1997-00	10
3. Maren Genow, TU, 2003-05	9
4. Katie Holverson, NEV, 2007-10	8
Carol Forbes, SJSU, 2002-05	8
6. Amanda Pridmore, SJSU, 2009-present	7
Lela Work, BSU, 2010-11	7
Morgan Melloh, FS, 2008-10	7
Courtney Lewis, SJSU, 2003-06	7
Kelly Gentle, UH, 1996-99	7

INNINGS PITCHED

1. Jamie Southern, FS, 2002-05	1088.2
2. Carol Forbes, SJSU, 2002-05	935.1
3. Ali Andrus-Sagas, UU, 1994-97	891.2
4. Amanda Scott, FS, 1997-00	871.0
5. Morgan Melloh, FS, 2008-10	841.1
6. Jordan McPherson, NEV, 2005-08	795.2
7. Krissi Oliver, LTU, 2006-09	779.2
8. Melissa Coogan, 2002-05	775.0
9. Katie Holverson, NEV, 2007-10	766.2
10. Kim Watson, NMSU, 2006-09	728.0

ERA

1. Jamie Southern, FS, 2002-05	0.51
2. Amanda Scott, FS, 1997-00	0.55
3. Amy Windmiller, CSN, 1993-94	0.69
4. Kristen Hunter, FS, 1999-00	0.78
5. Kathy Blake-Small, CSN, 1993-95	0.82
6. Janet Womack, UU, 1991-92	0.83
7. Maureen Brady, FS, 1993-95	0.99
8. Dena Mullins, UNM, 1992-93	1.03
9. Lindsay Parker, FS, 1996-97	1.06
10. Susie Bugliarello, CSS, 1994-96	1.10

STRIKEOUTS

1. Jamie Southern, FS, 2002-05	1321
2. Morgan Melloh, FS, 2008-10	1138
3. Meghan Krieg, LTU, 2008-11	859
4. Amanda Scott, FS, 1997-00	851
5. Ali Andrus-Sagas, UU, 1994-97	809
6. Robin Mackin, FS, 2005-07	771
7. Katie Holverson, NEV, 2007-10	682
8. Kim Watson, NMSU, 2006-09	667
9. Tami Blunt, CSS, 1993-96	650
10. Carol Forbes, SJSU, 2002-05	644

STRIKEOUTS PER 7 INNINGS

1. Morgan Melloh, FS, 2008-10	9.47
2. Robin Mackin, FS, 2005-07	9.20
3. Jamie Southern, FS, 2002-05	8.49
4. Meghan Krieg, LTU, 2008-11	8.36
5. Susie Bugliarello, CSS, 1994-96	8.23
6. Michelle Moses, FS, 2009-present	8.04
7. Kaia Parnaby, UH, 2010-present	7.99
8. Julie Fennell, TU, 2004-05	7.29
9. Amy Windmiller, CSN, 1993-94	6.98
10. Amanda Scott, FS, 1997-00	6.84

Boldface indicates active player

SINGLE SEASON TOP 10 - ALL GAMES

BATTING AVERAGE

1. Nina Lindenberg, FS, 1996	.508
2. Amberly Waits, LTU, 2009	.488
Scia Maumausolo, CSN, 1995	.482
3. Robyn Yorke, FS, 1995	.481
4. Stacey Porter, UH, 2003	.479
5. Amy Timmel, UU, 1994	.468
6. Laura Berg, FS, 1998	.458
7. Nina Lindenberg, FS, 1998	.449
Scia Maumausolo, CSN, 1996	.449
9. Kim Rondina, UNLV, 1997	.445
10. Christina Clark, FS, 2006	.430
Casey Coffman, UNM, 1996	.430

SLUGGING PERCENTAGE

1. Hoku Nohara, NMSU	1.007
2. Kim Rondina, UNLV, 1997	.941
3. Stacey Porter, UH, 2003	.940
4. Amberly Waits, LTU, 2009	.934
5. Kelly Majam, UH, 2010	.919
6. Nina Lindenberg, FS, 1996	.897
7. Scia Maumausolo, CSN, 1995	.848
8. Hoku Nohara, NMSU, 2010	.825
9. Scia Maumausolo, CSN, 1996	.820
10. Holly Schmillen, CSU, 1999	.817

AT BATS

1. Laura Bergs, FS, 1997	245
2. Robyn Yorke, FS, 1997	241
3. Laura Berg, FS, 1994	238
Laura Berg, FS, 1995	238
5. Robyn Yorke, FS, 1995	237
6. Laura Berg, FS, 1998	236
7. Emma Barnes, LTU, 2008	226
Amanda Scott, FS, 1999	226
9. Tia Morenz, UH, 1997	222
Christina Clark, FS, 2004	222

HITS

1. Robyn Yorke, FS, 1995	114
2. Laura Berg, FS, 1998	108
3. Laura Berg, FS, 1997	104
4. Amy Timmel, UU, 1994	102
Robyn Yorke, FS, 1997	102
6. Laura Berg, FS, 1995	101
7. Nina Lindenberg, FS, 1996	99
8. Nina Lindenberg, FS, 1998	89
9. Christina Clark, FS, 2004	88
10. Becky Witt, FS, 1999	87
Tia Morenz, UH, 1997	87
Robyn Yorke, FS, 1994	87

HITS PER GAME

1. Laura Berg, FS, 1998	1.71
2. Amy Timmel, UU, 1994	1.67
3. Robyn Yorke, FS, 1995	1.65
4. Nina Lindenberg, FS, 1996	1.60
5. Robyn Yorke, FS, 1997	1.52
6. Laura Berg, FS, 1997	1.51
7. Amberly Waits, LTU, 2009	1.47
8. Laura Berg, FS, 1995	1.46
9. Nina Lindenberg, FS, 1998	1.41
10. Tia Morenz, UH, 1997	1.40

DOUBLES

1. Nina Lindenberg, FS, 1996	29
2. Angela Cervantez, FS, 1999	26
3. Jessica Iwata, UH, 2010	21
Casey Coffman, UNM, 1996	21
5. Christina Clark, FS, 2006	19

Amanda Scott, FS, 1997	19
Sarah Fredstrom, CSU, 1997	19
8. Noelle Micka, NEV, 2008	18
Stacey Porter, UH, 2003	18
Jiliane Hartfiel, NEV, 2004	18
Brittany Puzey, NEV, 2007	18

DOUBLES PER GAME

1. Nina Lindenberg, FS, 1996	0.47
2. Casey Coffman, UNM, 1996	0.42
3. Angela Cervantez, FS, 1999	0.35
Sarah Fredstrom, CSU, 1995	0.35
5. Karley Hopkins, NEV, 2011	0.34
6. Jessica Iwata, UH, 2010	0.33
Kelsey Starr, NEV, 2010	0.33
8. Amberly Waits, LTU, 2009	0.32
Holly Schmillen, CSU, 1999	0.32
10. Rachael Goodpaster, UNLV, 1999	0.31
Ashley Bennett, UTEP, 2005	0.31
Brittany Puzey, NEV, 2007	0.31

TRIPLES

1. Holly Schmillen, CSU, 1999	12
2. Laura Berg, FS, 1995	11
3. Amberly Waits, LTU, 2008	10
Valeri Quintero, SJSU, 1997	10
5. Kym Silagyi, NEV, 2009	8
Nina Lindenberg, FS, 1998	8
Jackie Van Hooydonk, UNM, 1997	8
8. Sarah Taylor, SJSU, 2009	7
Haley Perkins, FS, 2008	7
Emma Barnes, LT, 2006	7
Sandy Rhea, UU, 1998	7
Lainie Horne, UNM, 1998	7
Nina Lindenberg, FS, 1997	7
Sarah Fredstrom, CSU, 1997	7
Amy Timmel, UU, 1994	7
Laura Berg, FS, 1997	7

TRIPLES PER GAME

1. Holly Schmillen, CSU, 1999	0.29
2. Valeri Quintero, SJSU, 1997	0.16
Heather Hobbs, SUU, 1991	0.16
Laura Berg, FS, 1995	0.16
5. Kym Silagyi, NEV, 2009	0.15
Amberly Waits, LTU, 2008	0.15
7. Emma Barnes, LT, 2006	0.14
Jackie Van Hooydonk, UNM, 1997	0.14
9. Sarah Taylor, SJSU, 2009	0.13
Nina Lindenberg, FS, 1998	0.13
Kelli Groomer, SUU, 1991	0.13

HOME RUNS

1. Kelly Majam, UH, 2010	30
2. Melissa Gonzalez, UH, 2010	25
3. Hoku Nohara, NMSU, 2011	24
4. Christina Clark, FS, 2004	23
5. Kathy Cox, BSU, 2010	21
Kate Robinson, UH, 2008	21
7. Michelle Moses, FS, 2010	19
Kate Robinson, UH, 2007	19
9. Jessica Iwata, UH, 2010	18
Amanda Tauali'i, UH, 2010	18

HOME RUNS PER GAME

1. Kelly Majam, UH, 2010	0.45
2. Hoku Nohara, NMSU, 2011	0.43
3. Jessica Gonzalez, UH, 2010	0.38
4. Kathy Cox, BSU, 2010	0.34
Kate Robinson, UH, 2008	0.34

Christina Clark, FS, 2004	0.34
7. Michelle Moses, FS, 2010	0.31
Amberly Waits, LTU, 2009	0.31
Tiare Jennings, NMSU, 2009	0.31
Kim Rondina, UNLV, 1997	0.31

RUNS BATTED IN

1. Nina Lindenberg, FS, 1998	77
2. Hoku Nohara, NMSU	73
Angela Cervantez, FS, 1999	73
4. Amanda Scott, FS, 1998	72
5. Kate Robinson, UH, 2007	71
6. Sarah Fredstrom, CSU, 1997	66
7. Kim Maher, FS, 1994	64
Nina Lindenberg, FS, 1997	64
9. Hoku Nohara, NMSU, 2010	62
Amberly Waits, LTU, 2009	62

RUNS BATTED IN PER GAME

1. Hoku Nohara, NMSU, 2011	1.30
2. Nina Lindenberg, FS, 1998	1.22
3. Hoku Nohara, NMSU, 2010	1.15
4. Amanda Scott, FS, 1998	1.14
5. Amberly Waits, LTU, 2009	1.13
Tiare Jennings, NMSU, 2009	1.13
Kate Robinson, UH, 2007	1.13
8. Valerie Swedberg, NMSU, 2011	1.02
Sarah Fredstrom, CSU, 1997	1.02
10. Devon Bridges, BSU, 2011	1.00
Michelle Bolt, FS, 1994	1.00

STOLEN BASES

1. Sandy Rhea, UU, 1997	46
2. Kylie Randall, NMSU, 2011	40
Jackie Van Hooydonk, UNM, 1997	40
4. Cayley Warner, UNM, 1999	39
5. Sandy Rhea, UU, 1998	34
6. Amy Timmel, UU, 1994	33
7. Anna Trauernicht, LMU, 2000	32
Gina Punaro, SDSU, 1997	32
9. Jennifer Buford, CSU, 1997	31
Anna Trauernicht, LMU, 2001	31

EARNED RUN AVERAGE

1. Amanda Scott, FS, 1999	0.24
2. Amy Windmiller, CSN, 1994	0.36
3. Amanda Scott, FS, 2000	0.41
4. Jamie Southern, FS, 2002	0.44
5. Jamie Southern, FS, 2005	0.46
6. Kathy Blake, CSN, 1994	0.51
7. Jamie Southern, FS, 2004	0.54
8. Susie Bugliarello, CSS, 1995	0.59
9. Kristen Hunter, FS, 1999	0.61
Ali Andrus, UU, 1994	0.61

VICTORIES

1. Morgan Melloh, FS, 2008	42
2. Maureen Brady, FS, 1994	36
Robin Mackin, FS, 2007	36
4. Amanda Scott, FS, 2000	33
Nikki Johnson, CSU, 1997	33
Jamie Southern, FS, 2002	33
7. Ali Andrus, UU, 1994	32
Melissa Coogan, UH, 2003	32
9. Stephanie Ricketts, UH, 2010	30
Morgan Melloh, FS, 2009	30
Jamie Southern, FS, 2003	30

STRIKEOUTS

1. Morgan Melloh, FS, 2008	454
2. Morgan Melloh, FS, 2009	450
3. Robin Mackin, FS, 2006	402
4. Jamie Southern, FS, 2002	400
5. Robin Mackin, FS, 2007	369
6. Jamie Southern, FS, 2003	322
7. Amanda Scott, FS, 2000	314
8. Jamie Southern, FS, 2004	299
9. Meghan Krieg, LTU, 2011	289
10. Tami Blunt, CSS, 1993	284

STRIKEOUTS PER 7 INNINGS

1. Robin Mackin, 2006	10.30
2. Morgan Melloh, FS, 2010	10.15
3. Morgan Melloh, FS, 2009	9.86
4. Jamie Southern, 2005	9.27
5. Jamie Southern, FS, 2003	8.91
6. Morgan Melloh, FS, 2008	8.81
7. Lindsay Parker, FS, 1999	8.79
8. Meghan Krieg, LTU, 2009	8.69
9. Meghan Krieg, LTU, 2008	8.63
10. Susie Bugliarello, CSS, 1996	8.32

INNINGS PITCHED

1. Morgan Melloh, FS, 2008	360.2
2. Jamie Southern, FS, 2002	351.2
3. Maureen Brady, FS, 1994	321.0
4. Morgan Melloh, FS, 2009	319.1
5. Robin Mackin, FS, 2007	311.1
6. Ali Andrus, UU, 1994	286.1
7. Maureen Brady, FS, 1995	285.0
8. Jordan McPherson, UN, 2006	283.1
Carol Forbes, SJSU, 2005	283.1
10. Melissa Coogan, UH, 2003	281.0

Boldface indicates active player



Fresno State's **Laura Berg**, a first-team All-American for three years, is the WAC's all-time leader in at-bats (957), runs (245), hits (396) and triples (25).

SINGLE SEASON TOP 10 - WAC GAMES



Fresno State's **Robin Mackin** is first in strikeouts in league games in a season with 177 in 2006.

BATTING AVERAGE

1. Nina Lindenberg, FS, 1996	.535
2. Kim Rondina, UNLV, 1997	.525
3. Christina Clark, 2006	.500
Becky Witt, FS, 2000	.500
Robyn Yorke, FS, 1994	.500
6. Scia Maumausolo, CSN, 1995	.494
7. Amy Timmel, UU, 1994	.489
8. Jessica Iwata, UH, 2010	.488
9. Tara Harbert, UH, 2005	.486
10. Angela Cervantez, FS, 1999	.466

SLUGGING PERCENTAGE

1. Jessica Iwata, UH, 2010	1.050
2. Kim Rondina, UNLV, 1997	1.033
3. Stacey Porter, UH, 2003	1.017
4. Christina Clark, FS, 2006	1.000
5. Devon Bridges, BSU, 2011	.980
6. Kate Robinson, UH, 2007	.964
7. Nina Lindenberg, FS, 1996	.942
8. Kelly Majam, UH, 2010	.926
9. Scia Maumausolo, CSN, 1995	.909
10. Melissa Gonzalez, UH, 2010	.896

AT BATS

1. Tia Morenz, UH, 1997	118
Laura Berg, FS, 1997	118
3. Laura Berg, FS, 1998	116
4. Tia Morenz, UH, 1998	114
5. Jennifer Buford, CSU, 1997	111
6. Robyn Yorke, FS, 1997	110
7. Valeri Quintero, SJSU, 1997	108
8. Joyce Lum, UH, 1998	107
Nicole Miller, UNLV, 1997	107
10. Sandy Rhea, UU, 1997	106

HITS

1. Laura Berg, FS, 1998	52
2. Tia Morenz, UH, 1997	48
3. Tia Morenz, UH, 1998	46
Becky Witt, FS, 1998	46
Amy Timmel, UU, 1994	46
Nina Lindenberg, FS, 1996	46
Laura Berg, FS, 1997	46
Jennifer Buford, CSU, 1997	46
9. Sandy Rhea, UU, 1997	45
Dana Degen, UH, 1997	45

HITS PER GAME

1. Jessica Iwata, UH, 2010	1.95
2. Amy Timmel, UU, 1994	1.77
Nina Lindenberg, FS, 1996	1.77
4. Laura Berg, FS, 1998	1.73
5. Kylie Randall, NMSU, 2011	1.67
6. Kandis Jones, NMSU, 2011	1.65
7. Robyn Yorke, FS, 1994	1.62
8. Robyn Yorke, FS, 1995	1.58
9. Becky Witt, FS, 2000	1.56
10. Laura Berg, FS, 1995	1.54

DOUBLES

1. Nina Lindenberg, FS, 1996	15
2. Jessica Iwata, UH, 2010	12
Jackie Van Hooydonk, UNM, 1997	12
4. Shannon Jones, CSN, 1994	11
Cyndee Bennett, UU, 1997	11
Amanda Scott, FS, 1997	11
7. Angela Cervantez, FS, 1999	10
Dana Degen, UH, 1998	10
Joyce Lum, UH, 1998	10
Sarah Fredstrom, CSU, 1995	10
Amy ReCouper, CSU, 1996	10

DOUBLES PER GAME

1. Jessica Iwata, UH, 2010	0.60
2. Nina Lindenberg, FS, 1996	0.58
3. Christina Clark, FS, 2003	0.50
4. Shannon Jones, CSN, 1994	0.46
5. Andrea Ortega, FS, 2010	0.43
Lainie Horne, UNM, 1999	0.43
Tera Fowers, SUU, 1992	0.43
8. Angela Cervantez, FS, 1999	0.42
9. Regan Clark, LTU, 2008	0.41
Amber Wall, FS, 1996	0.41

TRIPLES

1. Valeri Quintero, SJSU, 1997	6
2. Holly Schmillen, CSU, 1999	5
Sarah Fredstrom, CSU, 1997	5
Laura Berg, FS, 1995	5
5. Sarah Taylor, SJSU, 2009	4
Kelly Fangonilo, SJSU, 2009	4
Kristen Hunter, FS, 2000	4
Jenny Monson, UU, 1998	4
Nina Lindenberg, FS, 1998	4
Heather Hobbs, SUU, 1991	4
Amy Timmel, UU, 1994	4
Maya Garcia, SJSU, 1997	4
Laura Berg, FS, 1997	4

TRIPLES PER GAME

1. Heather Hobbs, SUU, 1991	0.40
2. Kelli Groomer, SUU, 1991	0.30
3. Holly Schmillen, CSU, 1999	0.25
4. Kristen Hunter, FS, 2000	0.22
5. Joni Reynolds, SUU, 1992	0.20
6. Sarah Taylor, SJSU, 2009	0.19
Kelly Fangonilo, SJSU, 2009	0.19
Laura Berg, FS, 1995	0.19
Valeri Quintero, SJSU, 1997	0.19
10. Amberly Waits, LTU, 2008	0.18

HOME RUNS

1. Melissa Gonzalez, UH, 2010	11
Jessica Iwata, UH, 2010	11
3. Devon Bridges, BSU, 2011	10
Kelly Majam, UH, 2010	10
Jenna Rodriguez, UH, 2010	10
Christina Clark, FS, 2004	10
7. Tiare Jennings, NMSU, 2011	9
Amanda Tauli'i, UH, 2010	9
Stacey Porter, UH, 2003	9
Kate Robinson, UH, 2007	9

HOME RUNS PER GAME

1. Melissa Gonzalez, UH, 2010	0.55
Jessica Iwata, UH, 2010	0.55
3. Kelly Majam, UH, 2010	0.50
Jenna Rodriguez, UH, 2010	0.50
Kate Robinson, UH, 2007	0.50
6. Devon Bridges, BSU, 2011	0.48
7. Amanda Tauli'i, UH, 2010	0.45
Stacey Porter, UH, 2003	0.45
9. Tiare Jennings, NMSU, 2011	0.43
10. Christina Clark, FS, 2004	0.42

RUNS BATTED IN

1. Nina Lindenberg, FS, 1998	43
2. Kim Maher, FS, 1994	33
Dana Degan, UH, 1997	33
Kate Robinson, UH, 2007	33
5. Jessica Iwata, UH, 2010	32
6. Raven Coberg, UNLV, 1998	31
Amanda Scott, FS, 1998	31
8. Beth Calcante, CSN, 1993	30
Cyndee Bennett, UU, 1996	30
10. Devon Bridges, BSU, 2011	29
Jenna Rodriguez, UH, 2010	29
Cyndee Bennett, UU, 1995	29
Nina Lindenberg, FS, 1996	29
Sarah Fredstrom, CSU, 1997	29

RUNS BATTED IN PER GAME

1. Kate Robinson, UH, 2007	1.83
2. Jessica Iwata, UH, 2010	1.60
3. Valerie Swedberg, NMSU, 2011	1.50
4. Jenna Rodriguez, UH, 2010	1.45
5. Nina Lindenberg, FS, 1998	1.43
6. Devon Bridges, BSU, 2011	1.38
7. Beth Calcante, CSN, 1993	1.36
8. Melissa Gonzalez, UH, 2010	1.30
8. Tyleen Tausaga, UH, 2007	1.28
10. Kim Maher, FS, 1994	1.27

STOLEN BASES

1. Sandy Rhea, UU, 1997	24
2. Amy Timmel, UU, 1994	20
Jackie Van Hooydonk, UNM, 1997	20
4. Sandy Rhea, UU, 1998	19
5. Jennifer Buford, CSU, 1997	17
6. Jennifer Buford, CSU, 1998	16
Amber Solano, CSU, 1997	16
8. Amber Miles, LT, 2004	15

9. Tami Simpson, SDSU, 1999	14
10. Haley Gilleland, FS, 2011	12
Tammy Beer, UU, 1995	12
Sandy Rhea, UU, 1995	12
Tia Morenz, UH, 1997	12

EARNED RUN AVERAGE

1. Amanda Scott, FS, 2000	0.00
2. Jamie Southern, FS, 2005	0.16
3. Jennifer Richardson, CSN, 1994	0.18
4. Dena Mullins, UNM, 1992	0.19
5. Lisa Perettie, SDSU, 1991	0.21
6. Lori Hoffman, FS, 2001	0.29
7. Amanda Scott, FS, 1999	0.33
8. Kristen Hunter, FS, 1999	0.34
9. Amanda Scott, FS, 1997	0.36
10. Amy Windmiller, CSN, 1994	0.43

VICTORIES

1. Ali Andrus, UU, 1994	18
2. Maureen Brady, FS, 1994	17
3. Amanda Scott, FS, 1998	15
Nikki Johnson, CSU, 1997	15
5. Melissa Coogan, UH, 2003	14
6. Stephanie Ricketts, UH, 2010	13
Stephanie Ricketts, UH, 2009	13
Jamie Southern, FS, 2005	13
Kelly Gentle, UH, 1999	13
Sandra Durazo, SDSU, 1999	13

STRIKEOUTS

1. Robin Mackin, FS, 2006	177
2. Morgan Melloh, FS, 2009	163
3. Jamie Southern, FS, 2002	137
4. Morgan Melloh, FS, 2008	133
5. Ali Andrus, UU, 1994	131
6. Meghan Krieg, LTU, 2011	118
Jamie Southern, FS, 2005	118
8. Tami Blunt, CSS, 1993	114
9. Ali Andrus-Sagas, UU, 1997	113
10. Nikki Johnson, CSU, 1997	108

STRIKEOUTS PER 7 INNINGS

1. Robin Mackin, FS, 2006	10.97
2. Michelle Moses, FS, 2010	10.38
3. Morgan Melloh, FS, 2010	10.36
4. Lindsay Parker, FS, 1999	10.09
5. Jamie Southern, FS, 2005	9.72
6. Morgan Melloh, FS, 2009	9.67
7. Amanda Scott, FS, 2000	9.65
8. Justine Smethurst, UH, 2007	8.90
9. Kaia Parnaby, UH, 2011	8.66
Jamie Southern, FS, 2003	8.66

INNINGS PITCHED

1. Maureen Brady, FS, 1994	150.0
2. Ali Andrus, UU, 1994	140.1
3. Sarah Farnworth, UU, 1998	135.1
4. Brandi Isgar, UNLV, 1998	131.1
5. Nikki Johnson, CSU, 1997	129.0
6. Ali Andrus-Sagas, UU, 1997	125.2
Jamie Southern, FS, 2002	125.2
8. Dena Mullins, UNM, 1993	124.0
9. Stephanie Ricketts, UH, 2009	118.1
10. Morgan Melloh, FS, 2009	118.0

Boldface indicates active player

NCAA STATISTICAL LEADERS

TEAM

BATTING AVERAGE

1994	6. Utah	.329
	16. CS Northridge	.314
	19. Fresno State	.311
	35. New Mexico	.297
1995	12. Fresno State	.317
1996	12. Fresno State	.323
1997	12. Fresno State	.326
	12. Colorado State	.322
	17. Utah	.314
	18. Hawai'i	.312
1998	6. Fresno State	.340
	7. Hawai'i	.336
	23. Colorado State	.301
1999	15. Fresno State	.303
	25. New Mexico	.297
2001	26. Hawai'i	.286
2006	23. Fresno State	.298
	25. Hawai'i	.297
	47. Louisiana Tech	.284
2007	16. Hawai'i	.308
	36. Fresno State	.298
2008	17. Nevada	.311
	29. Fresno State	.298
	42. Hawai'i	.289
2009	1. New Mexico State	.341
	22. Nevada	.301
2010	13. Hawai'i	.321
	19. New Mexico State	.317
2011	3. New Mexico State	.341
	39. Boise State State	.299

EARNED RUN AVERAGE

1991	20. Creighton	1.02
	21. Utah	1.04
1992	29. Utah	1.13
1993	8. CS Northridge	1.00
	10. Fresno State	1.00
	11. Sacramento State	1.01
	24. New Mexico	1.23
	35. Utah	1.40
1994	2. CS Northridge	0.47
	5. Utah	1.00
	20. Fresno State	1.36
1995	1. CS Sacramento	0.76
	6. Fresno State	0.98
	11. CS Northridge	1.22
1996	4. Fresno State	1.00
	16. CS Northridge	1.39
1997	8. Fresno State	1.18
	11. Utah	1.22

1998	20. Fresno State	1.34
	27. Hawai'i	1.51
1999	1. Fresno State	0.51
	23. New Mexico	1.46
2000	1. Fresno State	0.62
2001	22. Fresno State	1.31
	33. Hawai'i	1.47
2002	4. Fresno State	0.90
	25. Tulsa	1.42
2003	11. Fresno State	1.34
2004	18. Tulsa	1.35
2005	13. Fresno State	1.43
2006	40. Fresno State	2.01
2007	30. Fresno State	1.87
	38. Hawai'i	2.00
2008	23. Fresno State	1.61
2009	28. Fresno State	1.97
	43. Nevada	2.23
2011	9. Hawai'i	1.59

FIELDING PERCENTAGE

1991	25. Creighton	.961
	33. New Mexico	.956
	34. Utah	.956
1992	19. New Mexico	.963
	34. Utah	.958
1993	3. CS Northridge	.972
	8. Sacramento State	.968
	19. Utah	.963
	28. New Mexico	.961
	32. Fresno State	.959
1994	12. CS Sacramento	.966
	22. CS Northridge	.961
	35. Utah	.958
1995	18. CS Northridge	.965
	19. Fresno State	.964
1996	6. CS Sacramento	.971
	8. CS Northridge	.967
	16. Fresno State	.964
1997	14. Fresno State	.964
	24. Colorado State	.963
1998	16. Fresno State	.969
1999	5. Fresno State	.971
	30. New Mexico	.963
2000	7. Fresno State	.973
2001	14. Fresno State	.972
	23. Loyola Marymount	.970
	30. San Jose State	.968
2002	1. Fresno State	.977

2003	28. Fresno State	.969
2004	10. Tulsa	.974
	29. Fresno State	.967
2005	8. Tulsa	.975
2006	27. Fresno State	.970
	32. Hawai'i	.970
2007	7. Fresno State	.975
	42. Hawai'i	.968
2008	9. Fresno State	.975
	41. Hawai'i	.968
2009	39. Fresno State	.969
2010	49. Fresno State	.967

SCORING

1994	15. Utah	5.33
	26. CS Northridge	4.97
1996	25. Fresno State	5.00
1997	12. Colorado State	5.78
	17. Fresno State	5.42
	30. Hawai'i	5.06
	34. Utah	4.81
1998	14. Fresno State	5.94
	22. Hawai'i	5.13
1999	28. New Mexico	4.84
	32. Fresno State	4.77
2007	11. Hawai'i	5.95
2008	36. Nevada	5.00
	43. Fresno State	4.87
2009	7. New Mexico State	6.09
	30. Nevada	5.20
2010	1. Hawai'i	7.39
	20. New Mexico State	5.84
	46. San Jose State	5.15
	49. Boise State	5.10
2011	5. New Mexico State	6.93
	23. Boise State	5.68

DOUBLES PER GAME

1994	28. CS Northridge	1.19
1996	14. Fresno State	1.42
	32. New Mexico	1.28
1997	15. Fresno State	1.45
	28. Utah	1.31
1999	24. New Mexico	1.41
2004	43. Tulsa	1.25
2008	13. Nevada	1.61
2009	37. Nevada	1.37
	48. New Mexico State	1.31

2010	11. Nevada	1.58
	23. San Jose State	1.49
	45. Hawai'i	1.39
2011	12. New Mexico State	1.52

TRIPLES PER GAME

1995	31. Fresno State	0.41
1996	22. Utah	0.35
1997	18. San Jose State	0.37
	30. Colorado State	0.35
1998	11. Utah	0.44
1999	4. Colorado State	0.51
2006	34. Louisiana Tech	0.26
	48. Fresno State	0.23
2008	31. Louisiana Tech	0.24
	41. Fresno State	0.22
2009	15. San Jose State	0.30
	38. Nevada	0.24
2010	48. Utah State	0.20

HOME RUNS PER GAME

1991	3. Utah	0.39
	16. New Mexico	0.22
	27. Colorado State	0.19
1993	2. CS Northridge	0.69
	27. New Mexico	0.26
	29. Fresno State	0.26
1994	4. CS Northridge	0.61
	11. Utah	0.48
	15. Fresno State	0.46
	21. New Mexico	0.41
1995	10. CS Northridge	0.48
	11. Utah	0.47
1996	5. CS Northridge	0.66
	23. Utah	0.41
	25. Colorado State	0.40
	35. Fresno State	0.35
1997	12. UNLV	0.57
	26. Utah	0.40
1998	6. Fresno State	0.70
	19. UNLV	0.49
	28. Colorado State	0.43
	34. San Jose State	0.41
1999	12. New Mexico	0.66
2000	32. Hawai'i	0.32
2004	21. Fresno State	0.74
	38. Tulsa	0.65
2006	42. Fresno State	0.78
2007	7. Hawai'i	1.33
2008	41. Hawai'i	0.79

NCAA STATISTICAL LEADERS

2009	10. New Mexico State	1.26
	13. Hawai'i	1.15
	19. Louisiana Tech	1.04
	28. Nevada	0.93

2010	1. Hawai'i	2.39
	21. New Mexico State	1.13
	31. Boise State	1.00
	42. Louisiana Tech	0.91

2011	6. New Mexico State	1.34
	30. Boise State	1.04
	32. Hawai'i	1.02

SLUGGING PERCENTAGE

1993	21. CS Northridge	.400
-------------	-------------------	------

1994	8. CS Northridge	.446
	17. Utah	.426
	32. Fresno State	.408

1996	11. Fresno State	.435
	19. CS Northridge	.423

1997	11. Fresno State	.436
	17. Utah	.430
	26. Colorado State	.414

1998	11. Fresno State	.468
	17. Hawai'i	.432
	33. Colorado State	.397
	37. Utah	.392

1999	21. New Mexico	.420
	34. Fresno State	.410

2004	33. Tulsa	.420
	45. Fresno State	.410

2006	33. Hawai'i	.439
	47. Fresno State	.424

2007	8. Hawai'i	.502
-------------	------------	------

2008	26. Nevada	.458
	45. Fresno State	.432

2009	6. New Mexico State	.542
	23. Nevada	.470
	33. Hawai'i	.453

2010	1. Hawai'i	.642
	18. New Mexico State	.495
	46. Fresno State	.448
	49. Boise State	.445

2011	4. New Mexico State	.551
	42. Boise State	.456

STOLEN BASES PER GAME

1991	14. New Mexico	1.81
	30. Creighton	1.41

1994	26. Utah	1.44
-------------	----------	------

1995	11. Utah	1.65
-------------	----------	------

1997	35. Colorado State	1.60
-------------	--------------------	------

2002	15. Louisiana Tech	1.67
-------------	--------------------	------

DOUBLE PLAYS PER GAME

1991	3. New Mexico	0.50
	6. Utah	0.45

1992	14. Utah	0.40
	35. New Mexico	0.31

1993	2. Utah	0.58
-------------	---------	------

1994	2. Fresno State	0.60
	8. Colorado State	0.45
	12. San Diego State	0.41
	21. Utah	0.38
	Southern Utah	0.38
25. New Mexico	0.37	

1995	19. Fresno State	0.39
	23. Southern Utah	0.37
	25. Colorado State	0.37
	35. New Mexico	0.33

1996	10. Fresno State	0.44
-------------	------------------	------

1997	11. Fresno State	0.43
	18. Tulsa	0.39
	20. Hawai'i	0.38
	23. San Jose State	0.37

2000	29. San Jose State	0.38
-------------	--------------------	------

2004	19. Hawai'i	0.38
-------------	-------------	------

2005	23. Hawai'i	0.38
-------------	-------------	------

2006	3. Utah State	0.50
-------------	---------------	------

2007	22. Louisiana Tech	0.40
	30. New Mexico State	0.38

2008	11. New Mexico State	0.42
	15. Hawai'i	0.39
	29. Louisiana Tech	0.36
	33. San Jose State	0.36
50. Fresno State	0.33	

2009	37. Nevada	1.37
-------------	------------	------

2010	6. San Jose State	0.46
	7. New Mexico State	0.45

2011	7. Fresno State	0.48
	14. San Jose State	0.44
	37. Utah State	0.37

WON/LOSS PERCENTAGE

1993	7. CS Northridge	.836
-------------	------------------	------

1994	3. CS Northridge	.839
	7. Utah	.797
	13. Fresno State	.754

1995	21. CS Sacramento	.727
	22. Fresno State	.725
	23. CS Northridge	.717

1996	5. Fresno State	.823
	19. CS Northridge	.729

1997	4. Fresno State	.797
	7. Colorado State	.785
	22. Utah	.710

1998	4. Fresno State	.825
	13. Hawai'i	.754

1999	2. Fresno State	.867
	14. New Mexico	.750

2000	7. Fresno State	.794
-------------	-----------------	------

2002	28. Fresno State	.714
-------------	------------------	------

2004	22. Tulsa	.714
	27. Fresno State	.706

2005	13. Fresno State	.782
-------------	------------------	------

2006	42. Fresno State	.661
-------------	------------------	------

2007	6. Hawai'i	.794
	21. Fresno State	.723

2008	8. Fresno State	.806
	28. Nevada	.710
	44. Hawai'i	.656

2009	40. Nevada	.678
	49. Fresno State	.655

2010	20. Hawai'i	.758
	46. Fresno State	.661

2011	27. New Mexico State	.721
	47. Hawai'i	.673

INDIVIDUAL

BATTING AVERAGE

1991	44. Charmelle Green, UU	.381
-------------	-------------------------	------

1993	40. Denise Johnson, SUU	.405
-------------	-------------------------	------

1994	9. Amy Timmel, UU	.455
	24. Robyn Yorke, FS	.424
	27. Kim Maher, FS	.421
	37. Shannon Jones, CSN	.409
	39. Tamara Ivie, CSN	.408

1995	4. Scia Maunusolo, CSN	.482
	5. Robyn Yorke, FS	.481
	21. Laura Berg, FS	.424

1996	2. Nina Lindenberg, FS	.508
	11. Scia Maunusolo, CSN	.449
	24. Casey Coffman, UNM	.430

1997	14. Kim Rondina, UNLV	.445
	26. Laura Berg, FS	.424
	28. Robyn Yorke, FS	.423
	31. Sandy Rhea, UU	.419
	40. Dana Degan, UH	.410
	43. Victoria Ruelas, SJSU	.408

1998	9. Laura Berg, FS	.458
	11. Nina Lindenberg, FS	.449
	53. Joyce Lum, UH	.401
	75. Becky Witt, FS	.392

1999	42. Danielle Cassara, UNM	.405
	42. Holly Schmillen, CSU	.405
	45. Angela Cervantez, FS	.404

2000	28. Dana Degen, UH	.401
	40. Lovie Jung, FS	.391

2001	29. Becky Witt, FS	.396
-------------	--------------------	------

2003	3. Stacey Porter, UH	.479
-------------	----------------------	------

2004	42. Christina Clark, FS	.396
-------------	-------------------------	------

2005	49. Tyleen Tausaga, UH	.391
	54. Elisa Barrios, SJSU	.390

2006	15. Christina Clark, FS	.430
-------------	-------------------------	------

2007	48. Tyleen Tausaga, UH	.402
-------------	------------------------	------

2008	50. Noelle Micka, NEV	.399
-------------	-----------------------	------

2009	3. Amberly Waits, LTU	.488
	17. Hoku Nohara, NMSU	.429
	39. Tiare Jennings, NMSU	.407

2010	28. Amberly Waits, LTU	.412
	42. Kelly Majam, UH	.400

2011	27. Hoku Nohara, NMSU	.426
-------------	-----------------------	------

HOME RUNS

2008	4. Kate Robinson, UH	21
	40. Jenna Cervantez, FS	14

2009	11. Tiare Jennings, NMSU	17
	Amberly Waits, LTU	17
	27. Amanda Tauali'i, UH	15
	41. Hoku Nohara, NMSU	14
	Angie Ortega, NMSU	14
47. Tanisha Milca, UH	13	
Kylie Bassett, NMSU	13	

2010	1. Kelly Majam, UH	30
	4. Melissa Gonzalez, UH	25
	7. Kathy Cox, BSU	21
	15. Michelle Moses, FS	19
	20. Jessica Iwata, UH	18
	20. Amanda Tauali'i, UH	18
	28. Jenna Rodriguez, UH	17
	37. Hoku Nohara, NMSU	16

2011	1. Hoku Nohara, NMSU	24
	25. Devon Bridges, BSU	16
	40. Jessica Iwata, UH	15
	40. Tiare Jennings, NMSU	15

HOME RUNS PER GAME

1991	8. Deb DiMeglio, UU	0.16
	11. Charmelle Green, UU	0.14
	32. Kim Braatz, UNM	0.09
	35. Teri Klement, CSU	0.08

1992	21. Deb DiMeglio, UU	0.12
-------------	----------------------	------

1993	4. Kim Maher, FS	0.23
	6. Beth Calcante, CSN	0.21
	19. Deb DiMeglio, UU	0.16
	22. Tamara Ivie, CSN	0.16

1994	3. Michelle Bolt, FS	0.27
	9. Shannon Jones, CSN	0.21
	13. Cyndee Bennett, UU	0.19
	Heather Medearis, UNM	0.19
28. Kim Maher, FS	0.15	

NCAA STATISTICAL LEADERS

1995 4. Scia Maumausolo, CSN 0.25
17. Cyndee Bennett, UU 0.18
31. Chelo Lopez, CSN 0.14
Sarah Fredstrom, CSU 0.14

1996 4. Scia Maumausolo, CSN 0.29
15. Nina Lindenberg, FS 0.21
17. Sarah Fredstrom, CSU 0.21
28. Chelo Lopez, CSN 0.17
33. Cyndee Bennett, UU 0.17

1997 3. Kim Rondina, UNLV 0.31

1998 16. Amanda Scott, FS 0.22
23. Nina Lindenberg, FS 0.21
27. Sarah Fredstrom, CSU 0.20
34. Julie Crandall, UNLV 0.18

1999 10. Rachael Goodpaster, UNLV 0.29
23. Danielle Cassara, UNM 0.23

2000 35. Kara Kanney, SJSU 0.21

2002 16. Stacey Porter, UH 0.25

2003 14. Stacey Porter, UH 0.28
26. Christina Clark, FS 0.26

2004 6. Christina Clark, FS 0.34
30. Katie Torres, TU 0.24

2005 19. Christina Clark, FS 0.29

2007 16. Kate Robinson, UH 0.30

2008 7. Kate Robinson, UH 0.34

2009 13. Tiare Jennings, NMSU 0.31
15. Amberly Waits, LTU 0.31
25. Amanda Tauali'i, UH 0.28
33. Angie Ortega, NMSU 0.27
42. Hoku Nohara, NMSU 0.26

2010 3. Kelly Majam, UH 0.45
7. Melissa Gonzalez, UH 0.38
13. Kathy Cox, BSU 0.34
27. Michelle Moses, FS 0.31
34. Hoku Nohara, NMSU 0.30
41. Jessica Iwata, UH 0.28
42. Amanda Tauali'i, UH 0.27

2011 1. Hoku Nohara, NMSU 0.43
33. Devon Bridges, BSU 0.30
45. Jessica Iwata, UH 0.27

RUNS BATTED IN PER GAME

1991 30. Charmelle Green, UU 0.75
35. Deb DiMeglio, UU 0.73

1993 18. Beth Calcante, CSN 0.88
31. Kim Maher, FS 0.79

1994 12. Michelle Bolt, FS 1.00
15. Kim Maher, FS 0.98
24. Shannon Jones, CSN 0.90

1996 16. Sarah Fredstrom, CSU 0.98
17. Nina Lindenberg, FS 0.97

1997 16. Sarah Fredstrom, CSU 1.02
25. Nina Lindenberg, FS 0.94

29. Kim Rondina, UNLV 0.92
34. Amanda Scott, FS 0.88

1998 7. Nina Lindenberg, FS 1.22
10. Amanda Scott, FS 1.14

1999 16. Angela Cervantez, FS 1.01
23. Danielle Cassara, UNM 0.96

2004 18. Christina Clark, FS 0.82

2007 7. Kate Robinson, UH 1.13
48. Brittany Puzey, NEV 0.88

2008 31. Kate Robinson, UH 0.92
49. Brittany McConnell, SJSU 0.84

2009 6. Tiare Jennings, NMSU 1.13
7. Amberly Waits, LTU 1.13

2010 9. Hoku Nohara, NMSU 1.15

2011 3. Hoku Nohara, NMSU 1.30
33. Valerie Swedberg, NMSU 1.02
35. Devon Bridges, BSU 1.00

DOUBLES PER GAME

1995 12. Sarah Fredstrom, CSU 0.35

1996 3. Nina Lindenberg, FS 0.47
4. Casey Coffman, UNM 0.42

1999 7. Angela Cervantez, FS 0.37

2003 24. Stacey Porter, UH 0.30

2005 21. Ashley Bennett, UTEP 0.31

2006 15. Christina Clark, FS 0.34

2007 26. Brittany Puzey, NEV 0.31
33. Ashley Rozkos, NMSU 0.29

2008 48. Noelle Micka, NEV 0.29

2009 23. Amberly Waits, LTU 0.31

2010 19. Kelsey Starr, NEV 0.33
24. Jessica Iwata, UH 0.33
48. Kelli Fangonilo, SJSU 0.29

2011 11. Karley Hopkins, NEV 0.34

TRIPLES

2008 1. Amberly Waits, LTU 10
9. Haley Perkins, FS 7
20. Sarah Taylor, SJSU 5

2009 1. Kym Silagyi, NEV 8
5. Sarah Taylor, SJSU 7
18. Kelli Fangonilo, SJSU 5
Amanda Tauali'i, UH 5

2010 45. Haley Gilleland, FS 4
45. Nicole Rupp-Tindall, USU 4

2011 44. Kylie Randall, NMSU 4

TRIPLES PER GAME

1995 17. Laura Berg, FS 0.16

1997 5. Valeri Quintero, SJSU 0.16
14. Jackie Van Hooydonk, UNM 0.14

1998 26. Nina Lindenberg, FS 0.13
29. Sandy Rhea, UU 0.12
30. Lainie Horne, UNM 0.11

1999 1. Holly Schmillen, CSU 0.29

2005 17. Jana Arde, SJSU 0.11

2006 5. Emma Barnes, LT 0.14
22. Courtney Lewis, SJSU 0.10

2008 6. Amberly Waits, LTU 0.15
12. Haley Perkins, FS 0.12
34. Sarah Taylor, SJSU 0.08

2009 6. Kym Silagyi, NEV 0.15
10. Sarah Taylor, SJSU 0.13
31. Amanda Tauali'i, UH 0.09
34. Kelli Fangonilo, SJSU 0.09

RUNS PER GAME

1996 18. Nina Lindenberg, FS 0.98

2003 17. Stacey Porter, UH 0.93
18. Christina Clark, FS 0.93

2004 18. Christina Clark, FS 0.93

2006 7. Christina Clark, FS 1.00

2007 31. Haley Perkins, FS 0.95

2008 44. Haley Perkins, FS 0.84

2010 4. Kelly Majam, UH 1.23
18. Jessica Iwata, UH 1.02

2011 23. Kandis Jones, NMSU 1.02
29. Tiare Jennings, NMSU 0.97
43. Kylie Randall, NMSU 0.93

WALKS

1995 19. Scia Maumausolo, CSN 0.60

2000 20. Kara Kanney, SJSU 0.54
23. Dana Degen, UH 0.53

2003 17. Stacey Porter, UH 0.63

2006 7. Christina Clark, FS 0.77

2007 46. Kasey Igarta, SJSU 0.61

2008 10. Courtney Baughman, UH 0.99
21. Krissi Oliver, LTU 1.19

2010 41. Hoku Nohara, NMSU 0.69
43. Kelly Majam, UH 0.67

2011 3. Hoku Nohara, NMSU 1.13
9. Tiare Jennings, NMSU 0.89
32. Devon Bridges, BSU 0.70

SACRIFICE HITS PER GAME

2008 23. Kaulana Gould, UH 0.28
40. Haley Gilleland, FS 0.22

2010 25. Jessi Hanna, BSU 0.25

SACRIFICE FLIES

2008 3. Kylie Bassett, LTU 6.0
7. Regan Clark, LTU 5.0
20. Natasha Hawkins, SJSU 4.0

2009 5. Clare Warwick, UH 5.0
50. Kylie Bassett, LTU 3.0
Sam Bias, NEV 3.0
Britton Murdock, NEV 3.0

2010 9. Brittany McConnell, SJSU 5.0
22. Jessica Kirby, LTU 4.0

TOUGHEST TO STRIKE OUT

1993 1. Wendy Stewart, UU 0.0

1995 12. Scia Maumausolo, CSN

1997 4. Laura Berg, FS 0.01

1998 2. Amy Alves, UNLV 0.01
6. Laura Berg, FS 0.01

2001 11. Becky Witt, FS 0.03

2002 18. Stacie Hirano, UH 0.04
25. April Crowell, UH 0.04
27. Pam Perez, FS 0.04

2003 11. Elisa Barrios, SJSU 0.04
21. Christina Clark, FS 0.05

2004 20. Elisa Barrios, SJSU 0.05
26. Tracie Uchima, UH 0.05
45. Christina Clark, FS 0.06

2005 16. Christina Clark, FS 0.05

2007 24. Haley Perkins, FS 0.05

2008 36. Haley Perkins, FS 17.3

2009 23. Noelle Micka, NEV 20.2
24. Haley Perkins, FS 20.0

2010 21. Caitlin Stiglich, FS 19.9

2011 22. Kellie Caplan, BSU 21.2

SLUGGING PERCENTAGE

1991 17. Charmelle Green, UU .632

1993 15. Kim Maher, FS .677

1994 8. Shannon Jones, CSN .749
19. Kim Maher, FS .698

1995 4. Scia Maumausolo, CSN .848

1996 3. Nina Lindenberg, FS .897
6. Scia Maumausolo, CSN .820

1997 3. Kim Rondina, UNLV .941

1998 11. Nina Lindenberg, FS .773

2003 4. Stacey Porter, UH .940
22. Christina Clark, FS .738

2004 8. Christina Clark, FS .802

2005 29. Christina Clark, FS .731

ABOUT THE WAC • THE SCHOOLS • WAC RECORDS AND HISTORY

NCAA STATISTICAL LEADERS

2006	25. Christina Clark, FS	.739
2007	34. Kate Robinson, UH	.733
2008	26. Kate Robinson, UH	.745
2009	2. Amberly Waits, LTU .934 20. Tiare Jennings, NMSU .779 31. Hoku Nohara, NMSU .747 33. Angie Ortega, NMSU .741 35. Amanda Tauali'i, UH .738	

2010	5. Kelly Majam, UH .919 10. Hoku Nohara, NMSU .825 17. Melissa Gonzalez, UH .807 39. Kathy Cox, BSU .738 43. Jessica Iwata, UH .729
-------------	---

2011	1. Hoku Nohara, NMSU 1.007 26. Devon Bridges, BSU .785 36. Valerie Swedberg, NMSU .748
-------------	--

ON BASE PERCENTAGE

2010	27. Kelly Majam, UH .519 30. Hoku Nohara, NMSU .518 42. Amberly Waits, LTU .506
-------------	---

2011	3. Hoku Nohara, NMSU .610 17. Devon Bridges, BSU .531 27. Tiare Jennings, NMSU .517
-------------	---

HIT BY PITCH PER GAME

2006	1. Chrtistine Echols, LTU 0.53
-------------	--------------------------------

2009	11. Kanani Pu'u-Warren, UH 0.34
-------------	---------------------------------

2010	6. Kanani Pu'u-Warren, UH 0.41
-------------	--------------------------------

STOLEN BASES

1994	24. Amy Timmel, UU 0.53
-------------	-------------------------

1997	19. Sandy Rhea, UU 0.74 22. Jackie Van Hooydonk, UNM 0.70
-------------	--

1998	20. Sandy Rhea, UU 0.60 24. Jennifer Buford, CSU 0.55
-------------	--

1999	8. Cayley Warner, UNM 0.71
-------------	----------------------------

2002	26. Jessie Smith, TU 0.50
-------------	---------------------------

2010	38. Kylie Randall, NMSU 0.53
-------------	------------------------------

2011	12. Kylie Randall, NMSU 0.66 44. Haley Gilleland, FS 0.50
-------------	--

EARNED RUN AVERAGE

1991	23. Kelly Brookhart, CU 0.66 28. Lisa Perettie, SDSU 0.71 31. Janet Womack, UU 0.73
-------------	---

1992	49. Janet Womack, UU 0.94
-------------	---------------------------

1993	25. Tami Blunt, CSS 0.87 26. Kathy Blake, CSN 0.88 27. Marcie Green, FS 0.89 34. Melissa Halkinrude, UU 0.95 39. Dena Mullins, UNM 1.01 47. Amy Windmiller, CSN 1.09 48. Shannon Ellis, CSS 1.09
-------------	--

1994	1. Amy Windmiller, CSN 0.36 3. Kathy Blake, CSN 0.51 6. Ali Andrus, UU 0.61 22. Maureen Brady, FS 0.98
-------------	---

1995	3. Susie Bugliarello, CSS 0.59 12. Maureen Brady, FS 0.88 14. Tami Blunt, CSS 0.90 19. Kathy Blake-Small, CSN 0.96 29. Jennifer Clark, FS 1.14
-------------	--

1996	3. Kim Peck, FS 0.63 14. Lindsay Parker, FS 1.02 21. Susie Bugliarello, CSS 1.11 39. Jennifer Clark, FS 1.28 41. Tara Glaister, CSN 1.31
-------------	--

1997	19. Amanda Scott, FS 0.94 24. Monica Jimenez, UU 1.00 38. Ali Andrus-Sagas, UU 1.23
-------------	---

1998	10. Amanda Scott, FS 0.79
-------------	---------------------------

1999	1. Amanda Scott, FS 0.26 3. Kristen Hunter, FS 0.59
-------------	--

2000	1. Amanda Scott, FS 0.41 23. Kristen Hunter, FS 0.95
-------------	---

2001	51. Lori Hoffman, FS 1.17 23. Kristen Hunter, FS 0.95
-------------	--

2002	1. Jamie Southern, FS 0.44 32. Jenny Magill, TU 1.07
-------------	---

2003	3. Jamie Southern, FS 0.64
-------------	----------------------------

2004	1. Jamie Southern, FS 0.54
-------------	----------------------------

2005	2. Jamie Southern, FS 0.46
-------------	----------------------------

2006	50. Robin Mackin, FS 1.54
-------------	---------------------------

2007	21. Robin Mackin, FS 1.37
-------------	---------------------------

2008	28. Morgan Melloh, FS 1.28
-------------	----------------------------

2011	13. Kaia Parnaby, UH 1.28 32. Stephanie Ricketts, UH 1.52
-------------	--

SHUTOUTS

2011	31. Stephanie Ricketts, UH 9
-------------	------------------------------

STRIKEOUTS

2010	33. Meghan Krieg, LTU 260
-------------	---------------------------

2011	26. Meghan Krieg, LTU 289 38. Stephanie Ricketts, UH 250 50. Michelle Moses, FS 224
-------------	---

STRIKEOUTS PER 7 INNINGS

1992	22. Dena Mullins, UNM 6.4
-------------	---------------------------

1993	12. Tami Blunt, CSS 7.5 16. Amy Windmiller, CSN 6.6 22. Marcie Green, FS 6.3
-------------	--

1994	9. Susie Bugliarello, CSS 7.6 13. Amy Windmiller, CSN 7.3
-------------	--

1995	7. Susie Bugliarello, CSS 8.2
-------------	-------------------------------

1996	12. Susie Bugliarello, CSS 8.3 14. Tara Glaister, CSN 8.2
-------------	--

1997	21. Nikki Johnson, CSU 7.3
-------------	----------------------------

1999	11. Kristen Hunter, FS 8.8
-------------	----------------------------

2000	22. Amanda Scott, FS 8.0
-------------	--------------------------

2003	20. Jamie Southern, FS 8.9
-------------	----------------------------

2005	26. Jamie Southern, FS 9.3
-------------	----------------------------

2006	14. Robin Mackin, FS 10.3
-------------	---------------------------

2007	38. Robin Mackin, FS 8.3
-------------	--------------------------

2008	23. Morgan Melloh, FS 8.8
-------------	---------------------------

2009	9. Morgan Melloh, FS 9.9 25. Meghan Krieg, LTU 8.7 36. Mallary Darby, NEV 8.2
-------------	---

2010	18. Morgan Melloh, FS 10.2
-------------	----------------------------

2011	43. Kaia Parnaby, UH 8.2 45. Meghan Krieg, LTU 8.2
-------------	---

HITS ALLOWED PER 7 INNINGS

2010	44. Michelle Moses, FS 5.05 49. Meghan Krieg, LTU 5.13
-------------	---

2011	27. Kaia Parnaby, UH 4.70 45. Stephanie Ricketts, UH 4.94
-------------	--

WALKS ALLOWED PER 7 INNINGS

2010	26. Aubray Zell, BSU 1.32
-------------	---------------------------

2011	3. Aubray Zell, BSU 0.80 21. Celisha Walker, NMSU 1.29
-------------	---

VICTORIES

1991	18. Janet Womack, UU 22 Stephanie Smith, UNM 22
-------------	--

1993	15. Dena Mullins, UNM 25
-------------	--------------------------

1994	1. Maureen Brady, FS 36 4. Ali Andrus, UU 32 17. Amy Windmiller, CSN 26
-------------	---

1995	5. Maureen Brady, FS 29
-------------	-------------------------

1997	5. Nikki Johnson, CSU 33
-------------	--------------------------

1998	17. Amanda Scott, FS 25
-------------	-------------------------

1999	10. Amanda Scott, FS 28 17. Kristen Hunter, FS 26
-------------	--

2000	7. Amanda Scott, FS 33
-------------	------------------------

2002	6. Jamie Southern, FS 33
-------------	--------------------------

2003	9. Melissa Coogan, UH 32 20. Jamie Southern, FS 25
-------------	---

2004	13. Jamie Southern, FS 30
-------------	---------------------------

2005	15. Jamie Southern, FS 28 25. Carol Forbes, SJSU 25
-------------	--

2006	15. Robin Mackin, FS 28
-------------	-------------------------

2007	5. Robin Mackin, FS 36
-------------	------------------------

2008	2. Morgan Melloh, FS 42 38. Katie Holverson, NEV 22
-------------	--

2009	7. Morgan Melloh, FS 30 12. Katie Holverson, NEV 28 43. Stephanie Ricketts, UH 22
-------------	---

2010	17. Stephanie Ricketts, UH 30
-------------	-------------------------------

2011	40. Alex Newman, NMSU 23 46. Stephanie Ricketts, UH 22
-------------	---

2011	40. Alex Newman, NMSU 23 46. Stephanie Ricketts, UH 22
-------------	---

SAVES

2008	7. Katie Holverson, NEV 6 25. Meghan Krieg, LTU 4 40. Jessica Morton, UH 3
-------------	--

2009	26. Wanda Malone, LTU 3 26. Amanda Pridmore, SJSU 3
-------------	--

2010	11. Amanda Pridmore, SJSU 4 11. Shelbi Tyteca, USU 4
-------------	---

2011	8. Lela Work, BSU 6 31. Celisha Walker, NMSU 3
-------------	---

WAC ALL-TIME STANDINGS

1991

	WAC				Overall			
	W	L	T	Pct.	W	L	T	Pct.
Utah	8	2	0	.800	28	16	0	.636
San Diego State	7	3	0	.700	26	20	1	.565
New Mexico	7	3	0	.700	35	19	0	.648
Creighton	4	6	0	.400	38	25	0	.603
Colorado State	4	6	0	.400	22	26	0	.458
Southern Utah	0	10	0	.000	5	26	0	.161

1992

	WAC				Overall			
	W	L	T	Pct.	W	L	T	Pct.
Utah	9	1	0	.900	25	20	0	.556
New Mexico	8	2	0	.800	30	21	0	.588
Colorado State	4	6	0	.400	33	25	0	.569
San Diego State	4	6	0	.400	20	37	0	.351
Creighton	3	7	0	.300	20	32	0	.385
Southern Utah	2	8	0	.200	7	36	0	.163

1993

	WAC				Overall			
	W	L	T	Pct.	W	L	T	Pct.
Cal State Northridge	20	2	0	.909	48	9	1	.836
Cal State Sacramento	17	5	0	.773	36	21	0	.632
Fresno State	14	10	0	.583	38	24	0	.613
New Mexico	12	12	0	.500	33	21	0	.611
Utah	12	12	0	.500	23	22	0	.511
Southern Utah	4	20	0	.167	9	36	0	.200
San Diego State	3	21	0	.125	23	36	0	.469

1994

	WAC				Overall			
	W	L	T	Pct.	W	L	T	Pct.
Cal State Northridge	21	3	0	.875	52	10	0	.839
Utah	22	4	0	.846	51	13	0	.797
Fresno State	21	5	0	.808	49	16	0	.754
New Mexico	11	15	0	.423	26	22	0	.531
Cal State Sacramento	11	16	1	.411	25	30	1	.455
Colorado State	9	16	0	.360	22	30	1	.425
San Diego State	4	19	1	.188	21	29	1	.422
Southern Utah	1	22	0	.043	6	42	0	.125

1995

	WAC				Overall			
	W	L	T	Pct.	W	L	T	Pct.
Cal State Northridge	22	5	0	.815	43	17	0	.717
Utah	20	7	0	.741	31	20	0	.608
Fresno State	18	8	0	.692	50	19	0	.725
Cal State Sacramento	18	9	0	.667	40	15	0	.727
Colorado State	12	15	0	.444	24	19	0	.558
San Diego State	10	18	0	.357	21	39	0	.350
New Mexico	6	22	0	.214	12	36	0	.250
Southern Utah	3	25	0	.107	14	44	1	.237

1996

	WAC				Overall			
	W	L	T	Pct.	W	L	T	Pct.
Fresno State	24	2	0	.923	51	11	0	.823
Cal State Northridge	21	7	0	.750	43	16	0	.729
Utah	17	7	0	.708	32	22	0	.593
Colorado State	16	12	0	.571	31	22	0	.585
Cal State Sacramento	12	14	0	.462	32	26	0	.552
San Diego State	12	16	0	.429	27	30	0	.474
New Mexico	5	23	0	.179	18	32	0	.360
Southern Utah	1	27	0	.036	13	48	0	.213

1997

	WAC				Overall			
	W	L	T	Pct.	W	L	T	Pct.
Colorado State	26	6	0	.813	51	14	0	.785
Fresno State	23	9	0	.719	55	14	0	.797
Utah	22	10	0	.688	44	18	0	.710
Hawai'i	18	14	0	.568	37	25	1	.595
UNLV	17	15	0	.531	26	28	0	.481
San Diego State	14	18	0	.438	30	30	0	.500
San Jose State	10	22	0	.313	24	38	0	.387
New Mexico	9	23	0	.281	19	38	0	.333
Tulsa	5	27	0	.156	17	40	0	.298

WAC ALL-TIME STANDINGS

1998

	WAC				Overall			
	W	L	T	Pct.	W	L	T	Pct.
Fresno State	28	2	0	.933	52	11	0	.825
Hawai'i	22	8	0	.733	46	15	1	.754
Utah	19	13	0	.594	36	21	0	.632
Colorado State	16	13	0	.552	30	21	0	.588
San Diego State	14	17	0	.452	24	35	0	.407
UNLV	13	19	0	.406	21	30	0	.412
San Jose State	11	21	0	.345	26	33	0	.441
Tulsa	8	22	0	.267	20	36	0	.357
New Mexico	8	24	0	.250	23	40	0	.365

1999

	WAC				Overall			
	W	L	T	Pct.	W	L	T	Pct.
Fresno State	24	0	0	1.000	65	10	0	.867
New Mexico	14	7	0	.667	42	14	0	.750
Hawai'i	16	8	0	.667	35	23	1	.603
San Diego State	16	8	0	.667	24	24	0	.500
Utah	8	11	0	.421	28	27	0	.509
UNLV	8	16	0	.333	18	31	0	.367
Colorado State	6	14	0	.300	17	24	0	.415
Tulsa	6	17	0	.261	19	39	0	.328
San Jose State	2	19	0	.095	13	47	0	.217

2000

	WAC				Overall			
	W	L	T	Pct.	W	L	T	Pct.
Fresno State	16	2	0	.889	54	14	0	.794
Hawai'i	11	9	0	.550	25	24	0	.510
Loyola Marymount	10	10	0	.500	36	27	0	.571
Portland State	8	10	0	.444	22	34	0	.393
Tulsa	7	13	0	.350	20	32	0	.385
San Jose State	6	14	0	.300	19	37	0	.339

2001

	WAC				Overall			
	W	L	T	Pct.	W	L	T	Pct.
Fresno State	13	3	0	.813	39	19	0	.672
Hawai'i	16	4	0	.800	46	18	0	.719
Loyola Marymount	10	10	0	.500	37	22	0	.627
Portland State	9	11	0	.450	25	36	0	.410
San Jose State	5	15	0	.250	26	41	0	.388
Tulsa	3	13	0	.188	13	42	0	.236

2002

	WAC				Overall			
	W	L	T	Pct.	W	L	T	Pct.
Fresno State	18	6	0	.750	50	20	0	.714
Tulsa	15	9	0	.625	48	16	0	.750
Hawai'i	15	9	0	.625	35	25	0	.583
Loyola Marymount	14	10	0	.583	38	34	0	.515
Portland State	11	13	0	.458	22	35	0	.386
San Jose State	8	16	0	.333	24	44	0	.362
Louisiana Tech	3	21	0	.125	21	27	0	.438

2003

	WAC				Overall			
	W	L	T	Pct.	W	L	T	Pct.
Hawai'i	17	3	0	.850	40	20	0	.667
Fresno State	14	4	0	.778	36	22	0	.621
San Jose State	8	10	0	.444	26	35	0	.426
Tulsa	8	12	0	.400	34	29	0	.540
Louisiana Tech	6	14	0	.276	16	42	0	.276
Nevada	5	15	0	.250	22	35	0	.386

2004

	WAC				Overall			
	W	L	T	Pct.	W	L	T	Pct.
Fresno State	20	4	0	.833	48	20	0	.706
Tulsa	16	5	0	.762	45	18	0	.714
Nevada	13	11	0	.542	38	28	0	.576
Louisiana Tech	10	11	0	.476	27	33	0	.450
Hawai'i	10	14	0	.417	28	33	0	.459
San Jose State	9	13	0	.409	16	35	0	.314
UTEP	1	21	0	.045	8	46	0	.148

WAC ALL-TIME STANDINGS

2005

	WAC				Overall			
	W	L	T	Pct.	W	L	T	Pct.
Fresno State	17	1	0	.944	43	12	0	.781
Hawai'i	12	6	0	.667	31	21	0	.596
Tulsa	11	7	0	.611	31	20	0	.508
San Jose State	10	8	0	.556	36	25	0	.590
Nevada	8	10	0	.444	22	31	0	.415
UTEP	3	15	0	.167	16	38	0	.296
Louisiana Tech	2	16	0	.111	18	49	0	.269

2006

	WAC				Overall			
	W	L	T	Pct.	W	L	T	Pct.
Fresno State	12	3	0	.800	37	19	0	.661
San Jose State	11	6	0	.647	23	27	0	.460
Hawai'i	10	7	0	.588	32	22	0	.593
Nevada	9	9	0	.500	33	33	0	.500
New Mexico State	8	9	0	.471	26	23	0	.531
Louisiana Tech	6	11	0	.353	18	31	0	.367
Utah State	3	14	0	.176	8	38	0	.174

2007

	WAC				Overall			
	W	L	T	Pct.	W	L	T	Pct.
Hawai'i	16	2	0	.889	50	13	0	.794
Fresno State	15	3	0	.833	47	18	0	.723
New Mexico State	9	9	0	.500	31	27	0	.545
Nevada	9	9	0	.500	28	31	0	.475
San Jose State	6	12	0	.451	23	28	0	.451
Utah State	5	13	0	.278	17	36	0	.321
Louisiana Tech	3	15	0	.167	22	38	0	.368

2008

	WAC				Overall			
	W	L	T	Pct.	W	L	T	Pct.
Nevada	16	2	0	.889	44	18	0	.710
Fresno State	14	3	0	.824	54	13	0	.806
Hawai'i	10	7	0	.588	40	21	0	.656
Louisiana Tech	7	10	0	.412	37	29	0	.561
New Mexico State	7	11	0	.389	26	36	0	.419
San Jose State	5	13	0	.278	26	35	0	.426
Utah State	2	15	0	.118	14	34	0	.292

2009

	WAC				Overall			
	W	L	T	Pct.	W	L	T	Pct.
Nevada	15	5	0	.750	40	19	0	.678
Fresno State	15	5	0	.750	38	20	0	.655
Hawai'i	15	6	0	.714	30	24	0	.556
Louisiana Tech	12	8	0	.600	34	23	0	.596
New Mexico State	11	9	0	.550	33	21	0	.611
San Jose State	6	15	0	.286	19	37	0	.339
Boise State	4	16	0	.250	22	30	0	.423
Utah State	3	17	0	.150	10	37	0	.213

2010

	WAC				Overall			
	W	L	T	Pct.	W	L	T	Pct.
Hawai'i	19	1	0	.950	50	16	0	.758
Fresno State	15	6	0	.714	41	21	0	.661
Boise State	13	8	0	.619	29	32	0	.475
Louisiana Tech	11	10	0	.524	26	21	0	.553
San Jose State	8	13	0	.381	34	25	0	.576
New Mexico State	7	14	0	.333	27	28	0	.591
Utah State	5	14	0	.263	20	30	0	.400
Nevada	4	16	0	.200	17	28	0	.378

2011

	WAC				Overall			
	W	L	T	Pct.	W	L	T	Pct.
New Mexico State	17	4	0	.810	44	17	0	.721
Fresno State	15	6	0	.714	35	19	0	.648
Boise State	15	6	0	.714	33	20	0	.623
Hawai'i	14	7	0	.667	37	18	0	.673
Utah State	8	13	0	.381	15	42	0	.263
Louisiana Tech	6	15	0	.286	17	39	0	.304
San Jose State	5	16	0	.238	19	35	0	.352
Nevada	4	17	0	.190	13	34	0	.277

WAC ALL-TIME STANDINGS

COMPOSITE STANDINGS

	WAC Games					All Games			
	W	L	T	Pct.		W	L	T	Pct.
*Cal State Northridge	84	17	0	.832	*Cal State Northridge	186	52	1	.780
Fresno State	336	82	0	.804	Fresno State	882	327	0	.730
Hawai'i	221	105	0	.678	Hawai'i	562	318	3	.638
*Utah	137	67	0	.672	*Utah	262	158	0	.624
*Cal State Sacramento	58	44	1	.568	*Cal State Sacramento	133	92	1	.591
*Loyola Marymount	34	30	0	.531	*Loyola Marymount	111	83	0	.572
New Mexico State	59	55	0	.518	*Colorado State	200	160	1	.556
*Boise State	32	30	0	.516	New Mexico State	187	152	0	.552
*Colorado State	93	88	0	.514	*New Mexico	215	204	0	.513
*UNLV	57	63	0	.475	Boise State	84	82	0	.506
Nevada	83	94	0	.469	*Creighton	58	57	0	.504
*Portland State	28	34	0	.452	Nevada	257	257	0	.500
*San Diego State	93	120	1	.437	*Tulsa	227	246	0	.480
*Tulsa	78	127	0	.380	*San Diego State	192	245	2	.439
*New Mexico	78	131	0	.373	*UNLV	44	59	0	.427
*Creighton	7	13	0	.350	Louisiana Tech	215	305	0	.413
San Jose State	110	213	0	.341	San Jose State	354	522	0	.404
Louisiana Tech	66	132	0	.333	*Portland State	69	105	0	.397
Utah State	26	87	0	.230	Utah State	84	217	0	.279
*UTEP	4	36	0	.100	*UTEP	24	84	0	.222
*Southern Utah	11	112	0	.089	*Southern Utah	48	190	0	.202

*as a WAC member

TEAM CHAMPIONS (Regular-Season)

Year	Team	Record	Runner-Up	Record
1991	Utah	28-16, 8-2 WAC	San Diego State	26-20-1, 7-3 WAC
1992	Utah	25-20, 9-1 WAC	New Mexico	30-21, 8-2 WAC
1993	Cal State Northridge	48-9-1, 20-2 WAC	Cal State Sacramento	36-21, 17-5 WAC
1994	Cal State Northridge	52-10, 21-3 WAC	Utah	51-13, 22-4 WAC
1995	Cal State Northridge	43-17, 22-5 WAC	Utah	31-20, 20-7 WAC
1996	Fresno State	51-11, 24-2 WAC	Cal State Northridge	43-16, 21-7 WAC
1997	Colorado State	51-14, 26-6 WAC	Fresno State	55-14, 23-9 WAC
1998	Fresno State	52-11, 28-2 WAC	Hawai'i	46-15, 22-8 WAC
1999	Fresno State	65-10, 24-0 WAC	New Mexico	42-14, 14-7 WAC
2000	Fresno State	54-14/16-2 WAC	Hawai'i	25-24/11-9 WAC
2001	Fresno State	39-19/13-3 WAC	Hawai'i	46-18/16-4 WAC
2002	Fresno State	50-20/18-6 WAC	Tulsa	48-16/15-9 WAC
			Hawai'i	35-25/15-9 WAC
2003	Hawai'i	40-20/17-3 WAC	Fresno State	36-22/14-4 WAC
2004	Fresno State	48-20/20-4 WAC	Tulsa	45-18/16-5 WAC
2005	Fresno State	43-12/17-1 WAC	Hawai'i	31-21/12-6 WAC
2006	Fresno State	37-19/12-2 WAC	San Jose State	23-27/11-6 WAC
2007	Hawai'i	50-13/16-2 WAC	Fresno State	47-18/15-3 WAC
2008	Nevada	44-18/16-2 WAC	Fresno State	54-18/14-3 WAC
2009	Fresno State	38-20/15-5 WAC	Hawai'i	30-24/15-6 WAC
	Nevada	40-19/15-5 WAC		
2010	Hawai'i	50-16/19-1 WAC	Fresno State	41-21/15-6 WAC
2011	New Mexico State	44-17/17-4 WAC	Fresno State	35-19/15-6 WAC
			Boise State	33-20/15-6 WAC

Gordon Eakin, Brigham Young

Year	School	W	L	T	Pct	WAC Record/Finish
2003	Brigham Young	36	17	0	.679	—
2004	Brigham Young	34	18	0	.654	—
2005	Brigham Young	45	14	0	.763	—
2006	Brigham Young	43	22	0	.662	—
2007	Brigham Young	43	20	0	.683	—
2008	Brigham Young	44	20	0	.688	—
2009	Brigham Young	40	18	0	.690	—
2010	Brigham Young	46	13	0	.780	—
2011	Brigham Young	40	18	0	.690	—
BYU Totals (9 Years)		371	160	0	.699	

Margie Wright, Fresno State

Year	School	W	L	T	Pct	WAC Record/Finish
1980	Illinois State	28	9	1	.750	—
1981	Illinois State	40	12	0	.769	—
1982	Illinois State	24	19	1	.556	—
1983	Illinois State	16	16	0	.500	—
1984	Illinois State	24	18	0	.571	—
1985	Illinois State	31	18	0	.633	—
1986	Fresno State	*38	16	1	.710	—
1987	Fresno State	54	16	0	.771	—
1988	Fresno State	55	17	0	.763	—
1989	Fresno State	58	14	0	.805	—
1990	Fresno State	62	15	0	.805	—
1991	Fresno State	57	11	0	.838	—
1992	Fresno State	52	16	0	.767	—
1993	Fresno State	38	24	0	.613	14-10/3rd
1994	Fresno State	49	16	0	.754	21-5/3rd
1995	Fresno State	50	19	0	.725	18-8/3rd
1996	Fresno State	51	11	0	.832	24-2/1st
1997	Fresno State	55	14	0	.797	23-9/2nd
1998	Fresno State	52	11	0	.825	28-2/1st
1999	Fresno State	65	10	0	.867	24-0/1st
2000	Fresno State	54	14	0	.794	16-2/1st
2001	Fresno State	39	19	0	.674	13-3/1st
2002	Fresno State	50	20	0	.714	18-6/1st
2003	Fresno State	36	22	0	.621	14-4/2nd
2004	Fresno State	48	20	0	.706	20-4/1st
2005	Fresno State	43	12	0	.782	17-1/1st
2006	Fresno State	37	19	0	.661	12-3/1st
2007	Fresno State	47	18	0	.723	15-3/2nd
2008	Fresno State	54	13	0	.806	14-3/2nd
2009	Fresno State	38	20	0	.655	15-5/T-1st
2010	Fresno State	41	21	0	.661	15-6/2nd
2011	Fresno State	35	19	0	.648	15-6/T-2nd
Totals (32 Years)		1421	519	3	.732	
FS Totals (26 Years)		1258	427	1	.746	336-82/.804

*Team won 40 games, but Wright is credited with 38 because forfeits don't count towards a coach's record.

Bob Coolen, Hawai'i

Year	School	W	L	T	Pct	WAC Record/Finish
1985	Bentley	7	16	0	.304	—
1986	Bentley	13	13	0	.500	—
1987	Bentley	16	10	0	.615	—
1988	Bentley	15	29	0	.340	—
1989	Bentley	21	25	0	.456	—
1992	Hawai'i	34	33	0	.504	—
1993	Hawai'i	24	35	0	.407	—
1994	Hawai'i	51	14	0	.785	—
1995	Hawai'i	47	21	0	.703	—
1996	Hawai'i	36	25	0	.590	—
1997	Hawai'i	37	25	1	.595	18-14/4th
1998	Hawai'i	46	15	0	.754	22-8/2nd
1999	Hawai'i	35	23	0	.603	16-8/T-2nd
2000	Hawai'i	25	24	0	.510	11-9/2nd
2001	Hawai'i	46	18	0	.719	16-4/2nd
2002	Hawai'i	35	25	0	.583	15-9/T-2nd
2003	Hawai'i	40	20	0	.667	17-3/1st
2004	Hawai'i	28	33	0	.417	10-14/5th
2005	Hawai'i	31	21	0	.598	12-6/2nd
2006	Hawai'i	32	22	0	.593	10-7/3rd
2007	Hawai'i	50	13	0	.795	16-2/1st
2008	Hawai'i	40	21	0	.656	10-7/3rd
2009	Hawai'i	30	24	0	.556	15-6/3rd
2010	Hawai'i	50	16	0	.758	19-1/1st
2011	Hawai'i	37	18	0	.623	14-7/4th
Totals (25 Years)		826	539	1	.605	
Hawai'i Totals (20 Years)		754	446	1	.628	221-105/.678

Sarah Dawson, Louisiana Tech

Year	School	W	L	T	Pct	WAC Record/Finish
2003	Louisiana Tech	16	42	0	.276	6-14/5th
2004	Louisiana Tech	27	33	0	.450	10-11/4th
2005	Louisiana Tech	18	49	0	.269	2-16/7th
2006	Louisiana Tech	18	31	0	.367	6-11/6th
2007	Louisiana Tech	22	38	0	.368	3-15/7th
2008	Louisiana Tech	37	29	0	.561	7-10/4th
2009	Louisiana Tech	34	23	0	.596	12-8/4th
2010	Louisiana Tech	26	21	0	.553	11-10/4th
2011	Louisiana Tech	17	39	0	.304	6-15/6th
LA Tech Totals (9 Years)		215	305	0	.413	63-110/.364

Matt Meuchel, Nevada

Year	School	W	L	T	Pct	WAC Record/Finish
2009	Nevada	40	19	0	.678	15-5/T1st
2010	Nevada	17	28	0	.378	4-16/8th
2011	Nevada	13	34	0	.277	4-17/8th
Nevada Totals (3 Years)		70	81	0	.464	23-38/.377

Kathy Rodolph, New Mexico State

Year	School	W	L	T	Pct	WAC Record/Finish
2002	Angelo State	22	22	0	.500	—
2003	Angelo State	50	9	0	.847	—
2004	New Mexico State	14	49	0	.222	—
2005	New Mexico State	29	31	0	.483	—
2006	New Mexico State	26	23	0	.531	8-9/5th
2007	New Mexico State	31	27	0	.534	9-9/T 3rd
2008	New Mexico State	26	36	0	.419	7-11/5th
2009	New Mexico State	33	21	0	.611	11-9/5th
2010	New Mexico State	27	28	0	.491	7-14/6th
2011	New Mexico State	44	17	0	.721	17-4/1st
Totals (10 Years)		302	263	0	.535	
NM State Totals (8 Years)		230	232	0	.498	59-56/.513

Peter Turner, San Jose State

Year	School	W	L	T	Pct	WAC Record/Finish
2007	San Jose State	23	28	0	.451	6-12/5th
2008	San Jose State	26	35	0	.426	5-13/6th
2009	San Jose State	19	37	0	.339	6-15/6th
2010	San Jose State	34	25	0	.576	8-13/5th
2011	San Jose State	19	35	0	.352	5-16/7th
SJSU Totals (5 Years)		121	160	0	.431	30-69/.303

Carissa Millsap-Calaba, Utah State

Year	School	W	L	T	Pct	WAC Record/Finish
2005	Biola	34	16	0	.680	—
2006	Biola	32	14	0	.697	—
2007	Biola	32	17	0	.653	—
2008	Biola	26	25	0	.510	—
2009	Biola	19	21	0	.475	—
2010	Utah State	20	30	0	.400	5-14/7th
2011	Utah State	15	42	0	.263	8-13/5th
Totals (8 Years)		178	165	0	.519	
USU Totals (2 Years)		35	72	0	.327	13-27/.325

WAC HONORS

PLAYER OF THE YEAR

- 1991 Charmelle Green, Utah
- 1992 Dena Mullins, New Mexico
- 1993 Beth Calcante, CS Northridge
- 1994 Amy Timmel, Utah
- 1995 Scia Maumausolo, CS Northridge
- 1996 Nina Lindenberg, Fresno State
- 1997 Nikki Johnson, Colorado State
- 1998 Nina Lindenberg, Fresno State
- 1999 Angela Cervantez, Fresno State
- 2000 Dana Degen, Hawai'i
- 2001 Kate Judd, Hawai'i
- 2002 Kate Judd, Hawai'i
- 2003 Stacey Porter, Hawai'i
- 2004 Christina Clark, Fresno State
- 2005 Christina Clark, Fresno State
- 2006 Christina Clark, Fresno State
- 2007 Tyleen Tausaga, Hawai'i
- 2008 Vanessa Briones, Nevada
- 2009 Amberly Waits, Louisiana Tech
- 2010 Jessica Iwata, Hawai'i
- 2011 Jessica Iwata, Hawai'i

PITCHER OF THE YEAR

- 1998 Amanda Scott, Fresno State
- 1999 Amanda Scott, Fresno State
- 2000 Amanda Scott, Fresno State
- 2001 Desiree Duran, Hawai'i
- 2002 Jamie Southern, Fresno State
- 2003 Jamie Southern, Fresno State
- Melissa Coogan, Hawai'i
- 2004 Jamie Southern, Fresno State
- 2005 Jamie Southern, Fresno State
- 2006 Robin Mackin, Fresno State
- 2007 Kate Robinson, Hawai'i
- 2008 Morgan Melloh, Fresno State
- 2009 Katie Holverson, Nevada
- 2010 Stephanie Ricketts, Hawai'i
- 2011 Stephanie Ricketts, Hawai'i



Fresno State's **Christina Clark** is the only three-time WAC Player of the Year in conference history.

FRESHMAN OF THE YEAR

- 1991 Deb DiMeglio, Utah
- 1992 Heather Medearis, New Mexico
- 1993 Tami Blunt, CS Sacramento
- 1994 Ali Andrus, Utah
- 1995 Sarah Fredstrom, Colorado State
- 1996 Lindsay Parker, Fresno State
- 1997 Amanda Scott, Fresno State
- 1998 Becky Witt, Fresno State
- 1999 Kristen Hunter, Fresno State
- 2000 Jackie Jiminez, San Jose State
- 2001 Stacey Porter, Hawai'i
- 2002 Jamie Southern, Fresno State
- 2003 Christina Clark, Fresno State
- 2004 Nichole Willis, Fresno State
- 2005 Kaulana Gould, Hawai'i
- 2006 Robin Mackin, Fresno State
- 2007 Katie Grimes, Hawai'i
- 2008 Morgan Melloh, Fresno State
- 2009 Stephanie Ricketts, Hawai'i
- 2010 Kelly Majam, Hawai'i
- 2011 Valerie Swedberg, New Mexico State

COACH OF THE YEAR

- 1991 Jo Evans, Utah
- 1992 Susan Craig & Ken Johnson, New Mexico
- 1993 Kathy Strahan, CS Sacramento
- 1994 Jo Evans, Utah
- 1995 Janet Sherman, CS Northridge
- 1996 Margie Wright, Fresno State
- 1997 Candi Letts, Colorado State
- 1998 Margie Wright, Fresno State
- 1999 Margie Wright, Fresno State
- Susan Craig, New Mexico
- 2000 Gary Ferrin, Loyola Marymount
- 2001 Margie Wright, Fresno State
- 2002 Jamie Pinkerton, Tulsa
- 2003 Bob Coolen, Hawai'i
- 2004 Jamie Pinkerton, Tulsa
- 2005 Margie Wright, Fresno State
- 2006 Dee-Dee Enabenter-Omidji, JSU
- 2007 Bob Coolen, Hawai'i
- 2008 Michelle Gardner, Nevada
- 2009 Margie Wright, Fresno State
- 2010 Bob Coolen, Hawai'i
- 2011 Kathy Rodolph, New Mexico State



Hawai'i's **Jessica Iwata** was named WAC Player of the Year in 2011.



Hawai'i's **Stephanie Ricketts** was WAC Pitcher of the Year in 2011.



New Mexico State's **Valerie Swedberg** earned WAC Freshman of the Year honors in 2011.

1991

First Team

Terri Bailey, New Mexico
Kelly Brookhart, Creighton
Debbie Burford, San Diego State
Sue Campbell, San Diego State
Stephanie Chapel, San Diego State
Deb DiMeglio, Utah
Christina Freeman, Utah
Charmelle Green, Utah
Jody Lunz, New Mexico
Gloria Marcott, New Mexico
Lisa Perettie, San Diego State
Stephanie Smith, New Mexico

Honorable Mention

Kim Braatz, New Mexico
Amy Cowley, Utah
Julie Garcia, New Mexico
Heather Hobbs, Southern Utah
Teri Klement, Colorado State
Trina Packard, Southern Utah
Tracy Rice, Creighton
Lisa Sciarino, Colorado State
Amy Smith, Colorado State
Amy Timmel, Utah
Teir Wilbur, Creighton

1992

First Team

Julie Clancy, San Diego State
Deb DiMeglio, Utah
Julie Garcia, New Mexico
Gaylyn Hoshide, Utah
Gloria Marcott, New Mexico
Wendy Moon, Creighton
Dena Mullins, New Mexico
Stephanie Smith, New Mexico
Amy Timmel, Utah
Tina Trujillo, Colorado State
Christie Dunckel, San Diego State
Janet Womack, Utah

Honorable Mention

Tracey Andrews, San Diego State
Terri Bailey, New Mexico
Sue Barrett, Southern Utah
Amy Cowley, Utah
Barb Dotson, San Diego State
Jenny Hambly, San Diego State
Karen McCormick, San Diego State
Julie Osborne, Colorado State
Jennifer Roberts, Colorado State
Tara Tremblay, Southern Utah

1993

First Team

Kathy Blake, CS Northridge
Tami Blunt, CS Sacramento
Beth Calcante, CS Northridge
Deb DiMeglio, Utah
Tamara Ivie, CS Northridge
Angela Jeter, CS Sacramento
Kim Maher, Fresno State
Donna McDaniel, Fresno State
Kim Meyer, CS Sacramento
Dena Mullins, New Mexico
Amy Timmel, Utah
Amy Windmiller, CS Northridge

Honorable Mention

Stephanie Chapel, San Diego State
Casey Coffman, New Mexico
Jen Fleming, CS Northridge

Marcie Green, Fresno State
Melissa Halkinrude, Utah
Gaylyn Hoshide, Utah
Denise Johnson, Southern Utah
Alycia Lawton, Fresno State
Scia Maumausolo, CS Northridge
Vicky Rios, CS Northridge
Jenny Schultz, CS Sacramento
Laurel Simmons, Utah
Kim Weitzmann, CS Sacramento
Christa Yorke, Fresno State

1994

First Team

Ali Andrus, Utah
Kathy Blake, CS Northridge
Michelle Bolt, Fresno State
Maureen Brady, Fresno State
Beth Calcante, CS Northridge
Deb DiMeglio, Utah
Marnie Hill, New Mexico
Tamara Ivie, CS Northridge
Shannon Jones, CS Northridge
Kim Maher, Fresno State
Amy Timmel, Utah
Amy Windmiller, CS Northridge
Robyn Yorke, Fresno State

Honorable Mention

Cyndee Bennett, Utah
Laura Berg, Fresno State
Gina Givogri, CS Sacramento
Gaylyn Hoshide, Utah
Malia Kuenzli, Colorado State
Scia Maumausolo, CS Northridge
Heather Medearis, New Mexico
Heather Olsen, Southern Utah
Shanon Poulsen, San Diego State
Vicky Rios, CS Northridge
Jennifer Roberts, Colorado State
Jenny Schultz, CS Sacramento
Stephanie Smith, New Mexico
Wendy Stewart, Utah
Christa Yorke, Fresno State

1995

First Team

Ali Andrus, Utah
Cyndee Bennett, Utah
Laura Berg, Fresno State
Randi Berg, Fresno State
Kathy Blake-Small, CS Northridge
Maureen Brady, Fresno State
Susie Bugliarello, CS Sacramento
Casey Coffman, New Mexico
Sarah Fredstrom, Colorado State
Janelle Ito, CS Sacramento
Scia Maumausolo, CS Northridge
Stacie Reynolds, Utah
Jennifer Richardson, CS Northridge
Jenny Schultz, CS Sacramento
Robyn Yorke, Fresno State

Second Team

Tami Blunt, CS Sacramento
Karen Bono, Utah
Michelle Cash, New Mexico
Jennifer Henry, Fresno State
Malia Kuenzli, Colorado State
Chelo Lopez, CS Northridge
Pam McKissick, Utah
Heather Medearis, New Mexico
Jennifer Parker, CS Northridge
Shanon Poulsen, San Diego State

1996

First Team

Cyndee Bennett, Utah
Susie Bugliarello, CS Sacramento
Jennifer Clark, Fresno State
Casey Coffman, New Mexico
Sarah Fredstrom, Colorado State
Tara Glaister, CS Northridge
Jennifer Henry, Fresno State
Nina Lindenberg, Fresno State
Chelo Lopez, CS Northridge
Scia Maumausolo, CS Northridge
Lindsay Parker, Fresno State
Amy ReCouper, Colorado State
Sandy Rhea, Utah
Jennifer Richardson, CS Northridge
Jenny Schultz, CS Sacramento

Second Team

Ali Andrus, Utah
Randi Berg, Fresno State
Renee Bergeron, New Mexico
Karen Bono, Utah
Christy Burge, Southern Utah
Jaimie Clark, San Diego State
Erryn Gutjahr, San Diego State
Kelley Spence, Colorado State
Kelly White, San Diego State
Robyn Yorke, Fresno State

1997

First Team

Laura Berg, Fresno State
Jennifer Buford, Colorado State
Alyson Carter, Colorado State
Danielle Cassara, New Mexico
Julie Crandall, UNLV
Dana Degen, Hawai'i
Nikki Johnson, Colorado State
Sandy Rhea, Utah
Kim Rondina, UNLV
Robyn Yorke, Fresno State

Second Team

Maya Garcia, San Jose State
Marnie Hill, New Mexico
Nina Lindenberg, Fresno State
Tia Morenz, Hawai'i
Stephanie Norton, Colorado State
Amanda Scott, Fresno State
Pam Slade, Utah
Amber Solano, Colorado State
Jackie Van Hooydonk, New Mexico
Stephanie Wiese, Hawai'i

1998

First Team

Laura Berg, Fresno State
Kehau Cofran, Hawai'i
Dana Degen, Hawai'i
Nina Lindenberg, Fresno State
Joyce Lum, Hawai'i
Melissa McGie, Hawai'i
Tia Morenz, Hawai'i
Sandy Rhea, Utah
Amanda Scott, Fresno State
Carolyn Wilson, Fresno State

Second Team

Alyson Buford, Colorado State
Alyson Carter, Colorado State
Julie Crandall, UNLV
Jennifer Ellinger, San Jose State
Sarah Fredstrom, Colorado State
Kelly Gentle, Hawai'i
Jaime Maxey, Fresno State
Jenny Monson, Utah

Holly Schmillen, Colorado State
Becky Witt, Fresno State

1999

First Team

Angela Cervantez, Fresno State
Dana Degen, Hawai'i
Lindsay Fossatti, Fresno State
Rachael Goodpaster, UNLV
Lainie Horne, New Mexico
Sara Hyzer, Colorado State
Melissa McGie, Hawai'i
Kellie Labor, San Diego State
Nicole Miller, UNLV
Amanda Scott, Fresno State

Second Team

Alyson Carter, Colorado State
Raven Coberg, UNLV
Alicia Dowland, Fresno State
Sarah Farnworth, Utah
Kristen Hunter, Fresno State
Lovie Jung, Fresno State
Chris Puccio, San Diego State
Dawn Reed, Tulsa
Sunny Smith, Utah
Erica Vollweiller, UNLV
Becky Witt, Fresno State

2000

First Team

Kimberly Bentley, San Jose State
Kim Bisset, Loyola Marymount
Dana Degen, Hawai'i
Lindsay Fossatti, Fresno State
Jackie Jimenez, San Jose State
Lovie Jung, Fresno State
Joyce Lum, Hawai'i
Ann Mesman, Tulsa
Amanda Scott, Fresno State
Becky Witt, Fresno State

Second Team

Kiauna Anderson, Portland State
Angela Cervantez, Fresno State
Desiree Duran, Hawai'i
Laura Eckley, Loyola Marymount
Heather Gelhorn, Loyola Marymount
Jessica Guerrero, Portland State
Alicia Russell, Portland State
Jessie Smith, Tulsa
Roxanne Staniorski, San Jose State
Anna Trauernicht, Loyola Marymount

2001

First Team

Christy Cerecedes, Loyola Marymount
Desiree Duran, Hawai'i
Lindsay Fossatti, Fresno State
Natalie Gonzales, Hawai'i
Kate Judd, Hawai'i
Brandi McGuire, Tulsa
Michelle Murnam, Hawai'i
Stacey Porter, Hawai'i
Anna Trauernicht, Loyola Marymount
Becky Witt, Fresno State

Second Team

Vanessa Applegate, Portland State
Laura Eckley, Loyola Marymount
Stacie Hirano, Hawai'i
Leslie Poole, Fresno State
Veronica Ramos, Hawai'i
Marissa Smith, Portland State
Roxanne Staniorski, San Jose State
Tiffany Whipple, Fresno State
Tyree Woodruff, Hawai'i
Amy Walter, San Jose State

ALL-WAC TEAMS

2002

First Team

Christy Cerecedes, Loyola Marymount
Denise Dahlberg, Hawai'i
Lindsay Fossatti, Fresno State
Trisha Gomes, Loyola Marymount
Natalie Gonzales, Hawai'i
Kate Judd, Hawai'i
Stacey Porter, Hawai'i
Jessie Smith, Tulsa
Jamie Southern, Fresno State
Sami Strinz, Loyola Marymount

Second Team

Vanessa Czarnecki, Fresno State
Emily Foltz, Loyola Marymount
Laura Freels, Portland State
Magumi Hackett, Portland State
Stacie Hirano, Hawai'i
Veronica Ramos, Hawai'i
Jenny Magill, Tulsa
Monica Martell, Portland State
Leticia Pacheco, Fresno State
Tiffany Whipple, Fresno State
Pam West, Fresno State

2003

First Team

Christina Clark, Fresno State
Mary Cohn, Louisiana Tech
Melissa Coogan, Hawai'i
Lori Hoffman, Fresno State
Danielle Olsen, Tulsa
Stacey Porter, Hawai'i
Trisha Ramos, Hawai'i
Nicole Shan, Fresno State
Jamie Southern, Fresno State
Brittany Stanley, Louisiana Tech
Tracie Uchima, Hawai'i
Pam West, Fresno State

Second Team

Becca Baldrige, San Jose State
April Crowell, Hawai'i
Denise Dahlberg, Hawai'i
Angelina Diaz, Fresno State
Maren Genow, Tulsa
Heather Hiar, Tulsa
Kate Judd, Hawai'i
Stacy Mueller, Nevada
Katie Torres, Tulsa
Jamie Waldron, Nevada

2004

First Team

Bridget Broadnax, Louisiana Tech
Christina Clark, Fresno State
Mary Cohn, Louisiana Tech
Heather Hiar, Tulsa
Amber Miles, Louisiana Tech
Kelly Miller, Tulsa
Candice Rainwater, Nevada
Jamie Southern, Fresno State
Katie Torres, Tulsa
Tracie Uchima, Hawai'i
Nichole Willis, Fresno State

Second Team

April Crowell, Hawai'i
Denise Dahlberg, Hawai'i
Rachel Donaldson, Fresno State
Maren Genow, Tulsa
Carlie Hill, San Jose State
Mitzi Ing, Fresno State

Noelle Izumi, Hawai'i
Julie Shafer, Tulsa
Stephanie Sliepen, Tulsa
Brittany Stanley, Louisiana Tech
Tyleen Tausaga, Hawai'i

2005

First Team

Christina Clark, Fresno State
Denise Dahlberg, Hawai'i
Sara Dyer, Tulsa
Kaulana Gould, Hawai'i
Tara Harbert, Hawai'i
Angela Osbon, Tulsa
Leticia Pacheco, Fresno State
Candice Rainwater, Nevada
Rochelle Sandberg, Louisiana Tech
Jamie Southern, Fresno State
Tyleen Tausaga, Hawai'i
Lindsey Tower, Tulsa

Second Team

Elisa Barrios, San Jose State
Ashley Bennett, UTEP
Melissa Coogan, Hawai'i
Carol Forbes, San Jose State
Amber Miles, Louisiana Tech
Ashley Ruff, Hawai'i
Julie Shafer, Tulsa
Jamie Southern, Fresno State
Brittany Stanley, Louisiana Tech
Kristin Stith, Nevada
Kristin Sylvester, Fresno State
Katie Torres, Tulsa
Nichole Willis, Fresno State

2006

First Team

Emma Barnes, Louisiana Tech
Christina Clark, Fresno State
Regan Clark, Louisiana Tech
Rishelle Gastelum, New Mexico State
Kaulana Gould, Hawai'i
Courtney Lewis, San Jose State
Stacey Lien, New Mexico State
Robin Mackin, Fresno State
Haley Perkins, Fresno State
Kristi Randall, New Mexico State
Rishelle Sandberg, Louisiana Tech
Justine Smethurst, Hawai'i
Tyleen Tausaga, Hawai'i

Second Team

Audrey Andrade, Hawai'i
Jenna Cervantez, Fresno State
Jessica Elson, Louisiana Tech
Sara Flemin, Utah State
Shannon Garvin, Fresno State
Carlie Hill, San Jose State
Mailei Hilva, New Mexico State
Sarah Hunt, Nevada
Quela Leonhardt, Utah State
Jordan McPherson, Nevada
Tanisha Milca, Hawai'i
Candice Rainwater, Nevada
Mandy Winkley, San Jose State

2007

First Team

Emma Barnes, Louisiana Tech
Jenna Cervantez, Fresno State
Jamie Fife, Utah State
Kaulana Gould, Hawai'i
Robin Mackin, Fresno State
Liz Perez, San Jose State

Haley Perkins, Fresno State
Alana Power, Hawai'i
Brittany Puzey, Nevada
Kate Robinson, Hawai'i
Tyleen Tausaga, Hawai'i
Clare Warwick, Hawai'i
Nichole Willis, Fresno State

Second Team

Merryann Barr, Fresno State
Michelle Beach, Nevada
Katie Grimes, Hawai'i
Stephanie Herrera, New Mexico State
Sarah Hunt, Nevada
Valana Manuma, Hawai'i
Tanisha Milca, Hawai'i
Brandi Peiler, Hawai'i
Ashley Roszkos, New Mexico State
Kym Silagyi, Nevada
Justine Smethurst, Hawai'i
Kristin Sylvester, Fresno State
Kim Watson, New Mexico State

2008

First Team

Vanessa Briones, Nevada
Jenna Cervantez, Fresno State
Kayla Dunn, Utah State
Kaulana Gould, Hawai'i
Jessica Kirby, Louisiana Tech
Jordan McPherson, Nevada
Morgan Melloh, Fresno State
Noelle Micka, Nevada
Danielle Patrick, Nevada
Brittany Puzey, Nevada
Kate Robinson, Hawai'i
Amy Schaible, Utah State
Kelsey Starr, Nevada

Second Team

Audrey Andrade, Hawai'i
Regan Clark, Louisiana Tech
Stephanie Herrera, New Mexico State
Katie Holverson, Nevada
Stacey Lien, New Mexico State
Tanisha Milca, Hawai'i
Britton Murdock, Nevada
Krissi Oliver, Louisiana Tech
Brandi Peiler, Hawai'i
Kym Silagyi, Nevada
Sarah Taylor, San Jose State
Amberly Waits, Louisiana Tech
Clare Warwick, Hawai'i

2009

First Team

Kylie Bassett, Louisiana Tech
Sam Bias, Nevada
Katie Holverson, Nevada
Morgan Melloh, Fresno State
Noelle Micka, Nevada
Tanisha Milca, Hawai'i
Hoku Nohara, New Mexico State
Angie Ortega, New Mexico State
Haley Perkins, Fresno State
Brittany Puzey, Nevada
Danielle Sheridan, Louisiana Tech
Amanda Tauai'i, Hawai'i
Amberly Waits, Louisiana Tech

Second Team

Emma Barnes, Louisiana Tech
Makani Duhaylonsod-Kaleimamahu, Hawai'i
Haley Gilleland, Fresno State

Tiare Jennings, New Mexico State
Meghan Krieg, Louisiana Tech
Kanani Pu'u Warren, Hawai'i
Kristi Randall, New Mexico State
Stephanie Ricketts, Hawai'i
Kym Silagyi, Nevada
Kelsey Starr, Nevada
Caitlin Stiglich, Fresno State
Sarah Taylor, San Jose State
Clare Warwick, Hawai'i

2010

First Team

Kathy Cox, Boise State
Haley Gilleland, Fresno State
Melissa Gonzalez, Hawai'i
Jessica Iwata, Hawai'i
Tiare Jennings, New Mexico State
Meghan Krieg, Louisiana Tech
Kelly Majam, Hawai'i
Michelle Moses, Fresno State
Stephanie Ricketts, Hawai'i
Jenna Rodriguez, Hawai'i
Nicole Rupp-Tindall, Utah State
Caitlin Stiglich, Fresno State
Amberly Waits, Louisiana Tech

Second Team

Julianne Aiello, San Jose State
Kellie Caplan, Boise State
Allie Crump, Boise State
Kandis Jones, New Mexico State
Brittany McConnell, San Jose State
Morgan Melloh, Fresno State
Noelle Micka, Nevada
Hoku Nohara, New Mexico State
Andrea Ortega, Fresno State
Angie Ortega, New Mexico State
Danielle Patrick, Nevada
Kylie Randall, New Mexico State
Amanda Tauai'i, Hawai'i

2011

First Team

Devon Bridges, Boise State
Teresa Conrad, New Mexico State
Allie Crump, Boise State
Jessica Iwata, Hawai'i
Tiare Jennings, New Mexico State
Kandis Jones, New Mexico State
Michelle Moses, Fresno State
Hoku Nohara, New Mexico State
Andrea Ortega, Fresno State
Kylie Randall, New Mexico State
Stephanie Ricketts, Hawai'i
Valerie Swedberg, New Mexico State
Aubray Zell, Boise State

Second Team

Alex Aguirre, Hawai'i
Nicole Angene, Fresno State
Christina Capobianco, Boise State
Tina Ferguson, Utah State
Janna Frandrup, Louisiana Tech
Erin Jones, Nevada
Meghan Krieg, Louisiana Tech
Allison Lenzora, Utah State
Kelly Majam, Hawai'i
Ashley Maroda, New Mexico State
Brooke Ortiz, Fresno State
Kassy Uchida, Utah State
Tazz Weatherly, Boise State

1991

Amy Cowley, Utah
Jennifer Fotheringham, Utah
Heather Hobbs, Southern Utah
Teri Klement, Colorado State
Lorrie McGill, Creighton
Lorrie Muir, Southern Utah
Trina Packard, Southern Utah
Joni Reynolds, Southern Utah
Aimee Rice, Colorado State
Tracy Stowe, San Diego State
Teir Wilbur, Creighton
Kristy Wirth, Colorado State

1992

Amy Cowley, Utah
Amy Dillon, Utah
Julie Garcia, New Mexico
Melissa Halkinrude, Utah
Kimberly Johnson, Colorado State
Theresa Laguna, New Mexico
Julie Osborne, Colorado State
Aimee Rice, Colorado State
Jennifer Roberts, Colorado State
Christa Robison, Colorado State
Jamie Sibley, Utah
Wendy Stewart, Utah
Sara Stout, Colorado State
Tracy Stowe, San Diego State

1993

Susan Barratt, Southern Utah
Jennifer Hambly, San Diego State
Theresa Laguna, New Mexico
Donna McDaniel, Fresno State
Lorrie Muir, Southern Utah
Shannon Munger, Fresno State
Audrey Richards, Southern Utah
Christa Yorke, Fresno State

1994

Gina Givogri, CS Sacramento
Denise Johnson, Southern Utah
Lynn Lohmeier, CS Sacramento
Kimberly Maughan, Southern Utah
Andrea Moore, Utah
Jennifer Roberts, Colorado State
Danelle Sandberg, Southern Utah
Threse Sheaman, CS Sacramento
Kami Shrock, Southern Utah
Lee Ann Taylor, CS Northridge
Christa Yorke, Fresno State

1995

Ali Andrus, Utah
Kristina DeGooyer, Southern Utah
Janet Jensen, Southern Utah
Terri Laguna, New Mexico
Stephanie Lickliter, Southern Utah
Lynn Lohmeier, CS Sacramento
Andi Moore, Utah
Heather Olsen, Southern Utah
Threse Sheaman, CS Sacramento
Kami Shrock, Southern Utah
Lee Ann Taylor, CS Northridge
Robyn Yorke, Fresno State

1996

Ali Andrus, Utah
Jennifer Briscoe, San Diego State
Courtney Cooley, CS Northridge
Heather Olsen, Southern Utah
Andrea Moore, Utah
Tiffany Ray, CS Sacramento
Sandy Rhea, Utah
Michelle Rude, Fresno State
Tanya Saavedra, New Mexico
Shelby Wilcox, CS Northridge
Kim Wright, CS Sacramento

Robyn Yorke, Fresno State

1997

Nicole Abeyta, New Mexico
Ali Andrus-Sagas, Utah
Lisa Bothwell, Tulsa
Jennifer Briscoe, San Diego State
Bonnie Bruton, Tulsa
Kristy Byrge, New Mexico
Melissa Krolik, New Mexico
Jaime Maxey, Fresno State
Sarah Murr, Tulsa
Gina Punaro, San Diego State
Danielle Robertshaw, New Mexico
Kim Rondina, UNLV
Michelle Rude, Fresno State
Victoria Ruelas, San Jose State
Laynie Sueyasu, Hawai'i
Christine Viernes, Hawai'i
Robyn Yorke, Fresno State

1998

Nicole Abeyta, New Mexico
Keao Chang, UNLV
Nikki Dequin, San Jose State
Danielle Ferreira, UNLV
Sara Fredstrom, Colorado State
Erryn Gutjahr, San Diego State
Sara Hyzer, Colorado State
Amberly Johnson, Utah
Joyce Lum, Hawai'i
Jamie Maxey, Fresno State
Gina Punaro, San Diego State
Keri Rooney, San Diego State
Amanda Scott, Fresno State
Nicole Wilkenson, Utah

1999

Nicole Abeyta, New Mexico
Kim Bentley, San Jose State
Dawn Kanani Bona, Hawai'i
Candice Bowlin, Fresno State
Tiffany Chambers, New Mexico
Vanessa Czarnecki, Fresno State
Nikki Dequin, San Jose State
Alicia Dowland, Fresno State
Marianna Fenelli, New Mexico
Lindsay Fossatti, Fresno State
Erryn Gutjahr, San Diego State
Kerri Hasselbar, Tulsa
Sara Hyzer, Colorado State
Amberly Johnson, Utah
Elizabeth Karabensh, Colorado State
Kristina Keene, New Mexico
Kyla Kiester, Colorado State
Amanda Kocis, Colorado State
Melissa Krolik, New Mexico
Joyce Lum, Hawai'i
Jamie Maxey, Fresno State
Molly McLean, Utah
Tiffany Redding, Tulsa
Dawn Reed, Tulsa
Danielle Robertshaw, New Mexico
Tamara Simpson, San Diego State
Jennifer Slaney, Fresno State
Cayley Warner, New Mexico
Nicole Wilkinson, Utah
Becky Witt, Fresno State

2000

Kim Bentley, San Jose State
Kari Curtis, Tulsa
Vanessa Czarnecki, Fresno State
Alicia Dowland, Fresno State
Lindsay Fossatti, Fresno State
Jessica Guerrero, Portland State
Kerri Hasselbar, Tulsa
Stacie Hirano, Hawai'i
Kristen Hunter, Fresno State

Dianna Lilly, San Jose State
Joyce Lum, Hawai'i
Brandi Malone, Tulsa
Melissa McGie, Hawai'i
Brandi McGuire, Tulsa
Tiffany Redding, Tulsa
Dawn Reed, Tulsa
Amanda Scott, Fresno State
Pam West, Fresno State
Becky Witt, Fresno State

2001

Kimberly Bissett, Loyola Marymount
Christy Cerecedes, Loyola Marymount
Kari Curtis, Tulsa
Vanessa Czarnecki, Fresno State
Alicia Dowland, Fresno State
Laura Eckley, Loyola Marymount
Lindsay Fossatti, Fresno State
Stacie Hirano, Hawai'i
Dianna Lilly, San Jose State
Kyla Malone, Tulsa
Brandi McGuire, Tulsa
Danielle Olsen, Tulsa
Corianne Rogalsky, Loyola Marymount
Anna Trauernicht, Loyola Marymount
Christy Watkins, Tulsa
Tiffany Whipple, Fresno State
Becky Witt, Fresno State

2002

Elisa Barrios, San Jose State
Leah Beasley, Louisiana Tech
Kimberly Bissett, Loyola Marymount
Lindsay Brownson, Louisiana Tech
Christy Cerecedes, Loyola Marymount
Vanessa Czarnecki, Fresno State
Ami Day, Tulsa
Alicia Dowland, Fresno State
Lyndsey Dyer, Tulsa
Kelli Edelbrock, Loyola Marymount
Brianna Ferguson, San Jose State
Lindsay Fossatti, Fresno State
Tara Hall, San Jose State
Megan Herscher, Portland State
Heather Hiar, Tulsa
Stacie Hirano, Hawai'i
Mitzi Ing, Fresno State
Kristina Keene, New Mexico
Kyla Kiester, Colorado State
Amanda Kocis, Colorado State
Melissa Krolik, New Mexico
Joyce Lum, Hawai'i
Jamie Maxey, Fresno State
Molly McLean, Utah
Tiffany Redding, Tulsa
Dawn Reed, Tulsa
Danielle Robertshaw, New Mexico
Tamara Simpson, San Diego State
Jennifer Slaney, Fresno State
Cayley Warner, New Mexico
Nicole Wilkinson, Utah
Becky Witt, Fresno State

2003

Amber Miles, Louisiana Tech
Ami Day, Tulsa
Brandi McGuire, Tulsa
Brittany Stanley, Louisiana Tech
Carrie Mackey, Nevada
Cindy Elkins, Nevada
Courtney Lewis, San Jose State
Danielle Olsen, Tulsa
Elisa Barrios, San Jose State
Erin Chernicky, Louisiana Tech
Holly Reynolds, Tulsa
Jamie Southern, Fresno State
Justina Kahaku, Hawai'i
Kari Stockhill, Nevada
Leah Beasley, Louisiana Tech

Marie Jackson, Hawai'i
Megan Nunn, Nevada
Mitzi Ing, Fresno State
Noelle Izumi, Hawai'i
Pam West, Fresno State
Robyn Ford-Feitz, Nevada
Sabra Warner, Louisiana Tech
Stacey Walkingstick, Tulsa
Stacy Mueller, Nevada
Tara Hall, San Jose State
Tracie Uchima, Hawai'i

2004

Elisa Barrios, San Jose State
Leah Beasley, Louisiana Tech
Kristin Blodgett, Louisiana Tech
Briley Brasher, Louisiana Tech
Bridget Broadnax, Louisiana Tech
Erin Chernicky, Louisiana Tech
Mary Cohn, Louisiana Tech
Ami Day, Tulsa
Christine Echols, Louisiana Tech
Cynthia Elkins, Nevada
Jessica Elson, Louisiana Tech
Lindsay Galloway, Tulsa
Tara Harbert, Hawai'i
Tiffany Hoefft, Nevada
Mitzi Ing, Fresno State
Noelle Izumi, Hawai'i
Marie Jackson, Hawai'i
Justina Kahaku, Hawai'i
Moniaue Kelley, San Jose State
Courtney Lewis, San Jose State
Brittany Lorenzen, Nevada
Amber Miles, Louisiana Tech
Stacy Mueller, Nevada
Stacey Ritter, Hawai'i
Ashley Ruff, Hawai'i
Kristin Rupp, Louisiana Tech
Malia Simmons, UTEP
Jamie Southern, Fresno State
Brittany Stanley, Louisiana Tech
Tracie Uchima, Hawai'i
Stacey Walkingstick, Tulsa
Sabra Warner, Louisiana Tech
Amanda Wise, Nevada

2005

Ashley Ablahani, Nevada
Kristy Ballinger, San Jose State
Elisa Barrios, San Jose State
Leah Beasley, Louisiana Tech
Gracie Borjas, UTEP
Sandy Carroll, Louisiana Tech
Ami Day, Tulsa
Sara Dyer, Tulsa
Christine Echols, Louisiana Tech
Jessica Elson, Louisiana Tech
Cynthia Elkins, Nevada
Lindsay Galloway, Tulsa
Robyn Ford-Feitz, Nevada
Louise Harriden, Hawai'i
Tiffany Hoefft, Nevada
Noelle Izumi, Hawai'i
Monique Kelley, San Jose State
Courtney Lewis, San Jose State
Amber Miles, Louisiana Tech
Amanda Nesbitt, Fresno State
Michelle Newbold, San Jose State
Kristen Rupp, Louisiana Tech
Jamie Southern, Fresno State
Brittany Stanley, Louisiana Tech
Lindsey Tower, Tulsa
Tracie Uchima, Hawai'i
Stacey Walkingstick, Tulsa
Amanda Wise, Nevada
Andrianna Zolton, UTEP

2006

Kristy Ballinger, San Jose State
Ashley Bellum, Utah State
Lindsey Benson, Utah State
Shawn Bjarnson, Utah State
Paula Blanning, Hawai'i
Sandy Carroll, Louisiana Tech
Jenna Cervantez, Fresno State
Cynthia Elkins, Nevada
Jessica Elson, Louisiana Tech
Jamie Fife, Utah State
Jessica Garnett, Utah State
Wendy Gray, New Mexico State
Leslie Higley, Utah State
Caroline Hill, San Jose State
Kasey Igarta, San Jose State
Stacy Knight, New Mexico State
Quela Leonhardt, Utah State
Courtney Lewis, San Jose State
Stacey Lien, New Mexico State
Brittany Lorenzen, Nevada
Kayla Luttmers, New Mexico State
Brandi Peiler, Hawai'i
Alana Power, Hawai'i
Kristi Randall, New Mexico State
Kristen Rupp, Louisiana Tech
Kasey Sandlin, New Mexico State
Anita Schafer, Nevada
Heather Straight, Utah State
Kari Stockstill, Nevada
Kim Watson, New Mexico State
Ashley White, Fresno State

2007

Emma Barnes, Louisiana Tech
Kylie Bassett, Louisiana Tech
Michelle Beach, Nevada
Roxanne Bejarano, San Jose State
Ashley Bellum, Utah State
Jill Bruins, Utah State
Mandi Bertsch, Louisiana Tech
Jenna Cervantez, Fresno State
Regan Clark, Louisiana Tech
Samantha Dillard, New Mexico State
Shannon Garvin, Fresno State
Kelly Harrison, San Jose State
Kasey Igarta, San Jose State
Samantha Legorreta, Fresno State
Stacey Lien, New Mexico State
Kayla Luttmers, New Mexico State
Kristine Miles, San Jose State
Robin Mackin, Fresno State
Lindsay Milchovich, Fresno State
Amanda Nelson, Fresno State
Jamie Nussbaum, New Mexico State
Brandi Peiler, Hawai'i
Sarah Offutt, Louisiana Tech
Haley Perkins, Fresno State
Alexis Perry, Utah State
Jenavieve Purcell, New Mexico State
Brittany Puzey, Nevada
Kristi Randall, New Mexico State
Elizabeth Robertson, San Jose State
Jasmine Robles, Fresno State
Nicole Rupp, Utah State
Aja Scheuber, Fresno State
Justine Smethurst, Hawai'i
Danielle Sheridan, Louisiana Tech
Katie Stith, Nevada
Kristin Stith, Nevada
Jami Uragami, Utah State
Clare Warwick, Hawai'i
Kim Watson, New Mexico State
Ashley White, Fresno State
Mandy Winkley, San Jose State
Amanda Wise, Nevada

2008

Nicole Angene, Fresno State
Emma Barnes, Louisiana Tech
Kylie Bassett, Louisiana Tech
Roxanne Bejarano, San Jose State
Mandi Bertsch, Louisiana Tech
Jenna Cervantez, Fresno State
Regan Clark, Louisiana Tech
Brittany Clifton, New Mexico State
Samantha Dillard, New Mexico State
Heather Doiron, Louisiana Tech
Richelle Gastelum, New Mexico State
Haley Gilleland, Fresno State
Kaulana Gould, Hawai'i
Kathryn Grimes, Hawai'i
Kayla Hayes, San Jose State
Stephanie Herrera, New Mexico State
Simone Hubbard, Utah State
Kasey Igarta, San Jose State
Kandis Jones, New Mexico State
Colleen Kimbro, New Mexico State
Meghan Krieg, Louisiana Tech
Tylee Landon, Utah State
Jessica Law, Utah State
Stacey Lien, New Mexico State
Wanda Malone, Louisiana Tech
Morgan Melloh, Fresno State
Sarah Offutt, Louisiana Tech
Brandi Peiler, Hawai'i
Haley Perkins, Fresno State
Brittany Puzey, Nevada
Kristi Randall, New Mexico State
Kate Robinson, Hawai'i
Nicole Rupp, Utah State
Tyler Schafer, Nevada
Aja Scheuber, Fresno State
Jordan Simmons, Louisiana Tech
Caitlin Stiglich, Fresno State
Shasta Tyteca, Utah State
Richelle Villescias, Nevada
Amberly Waits, Louisiana Tech
Kim Watson, New Mexico State
Ashley White, Fresno State

2009

Alexandra Aguirre, Hawai'i
Julianne Aiello, San Jose State
Nicole Angene, Fresno State
Tiffany Autry, New Mexico State
Jody Badorine, Fresno State
Emma Barnes, Louisiana Tech
Kylie Bassett, Louisiana Tech
Michelle Beach, Nevada
Lindsey Benson, Utah State
Andrea Bott, San Jose State
Kellie Caplan, Boise State
Christina Capobianco, Boise State
Heather Doiron, Louisiana Tech
Rachel Evans, Utah State
Julie Franklin, Hawai'i
Richelle Gastelum, New Mexico State
Haley Gilleland, Fresno State
Kate Greenough, Utah State
Kathryn Grimes, Hawai'i
Kayla Hayes, San Jose State
Jeanine Hernandez, Utah State
Simone Hubbard, Utah State
Tiare Jennings, New Mexico State
Cami Jones, Utah State
Kandis Jones, New Mexico State
Meghan Krieg, Louisiana Tech
Stacey Lien, New Mexico State
Breanna Lopez, San Jose State
Wanda Malone, Louisiana Tech
Ashley Maroda, New Mexico State
Alissa Murphy, San Jose State
Amanda Nims, Nevada
Dara Pagaduan, Hawai'i
Haley Perkins, Fresno State
Ryane Petersen, Fresno State
Kaylan Pollard, Fresno State
Amanda Pridmore, San Jose State
Brittany Puzey, Nevada
Kristi Randall, New Mexico State
Gina Rawls, Utah State
Emily Reilly, Utah State
Stephanie Ricketts, Hawai'i
Nicole Rupp, Utah State
Nicole Russell, New Mexico State
Danielle Sheridan, Louisiana Tech
Caitlin Stiglich, Fresno State
Megan Suits, Boise State
Ashleigh Viers-Gordillo, Boise State
Amberly Waits, Louisiana Tech
Clare Warwick, Hawai'i
Kim Watson, New Mexico State
Tassarrah Weatherly, Boise State
Sydney Williard, New Mexico State
Laurel Wyatt, Boise State
Traci Yoshikawa, Hawai'i

2010

Alex Aguirre, Hawai'i
Julianne Aiello, San Jose State
Vanessa Alvarez, Boise State
Tiffany Autry, New Mexico State
Jody Badorine, Fresno State
Brittany Barcellos, Boise State
Chelsea Barilli, Nevada
Kylie Bassett, Louisiana Tech
Holly Bourke, Boise State
Brynne Buchanan, Hawai'i
Kali Cancelosi, Utah State
Kellie Caplan, Boise State
Ashley Collier, Boise State
Teresa Conrad, New Mexico State
Heather Doiron, Louisiana Tech
Megan Fincher, Nevada
Janna Frandrup, Louisiana Tech
Cheryl Freitas, San Jose State
BranDee Garcia, San Jose State
Jessica Garcia, San Jose State
Haley Gilleland, Fresno State
Molly Goza, Louisiana Tech
Janessa Gutierrez, San Jose State
Rebecca Hall, Fresno State
Amanda Harmon, Utah State
Kendra Harmon, Louisiana Tech
Megan Harvey, Boise State
Jourdan Hitchings, Utah State
Rachel Evans, Utah State
Megan Fincher, Nevada
Janna Frandrup, Louisiana Tech
Cheryl Freitas, San Jose State
Christina Gamboa, Louisiana Tech
BranDee Garcia, San Jose State
Haley Gilleland, Fresno State
Molly Goza, Louisiana Tech
Kate Greenough, Utah State
Katie Grimes, Hawai'i
Kendra Harmon, Louisiana Tech
Mandy Harmon, Utah State
Megan Harvey, Boise State
Simone Hubbard, Utah State
Jessica Iwata, Hawai'i
Kandis Jones, New Mexico State
Michelle Jones, Louisiana Tech
Meghan Knowles, Louisiana Tech
Lauren Lastrapes, Nevada
Breanna Lopez, San Jose State
Kelly Majam, Hawai'i
Ashley Maroda, New Mexico State
Megan McDonald, Utah State
Samantha Miller, Utah State
Britton Murdock, Nevada
Alexandra Newman, New Mexico State
Amber Olive, New Mexico State
Brooke Ortiz, Fresno State
Dara Pagaduan, Hawai'i
Sara Parsons, Nevada
Kaylan Pollard, Fresno State
Kylie Randall, New Mexico State
Stephanie Ricketts, Hawai'i
Sarah Robinson, Hawai'i
Alyssa Ruiz, New Mexico State
Diane Runge, Fresno State
Caitlin Stiglich, Fresno State
Valarie Swedberg, New Mexico State
Kelly Sweenedy, Boise State
Annie Thomas, Utah State
Shasta Tyteca, Utah State
Shelbi Tyteca, Utah State
Kassandra Uchida, Utah State
Demi Walker, Fresno State
Mackenzie Whyte, Boise State
Kortnee Wiley, Nevada
Monique Wilson, Louisiana Tech
Lela Work, Boise State
Maghan Yurek, Boise State
Aubray Zell, Boise State

2011

Alexandra Aguirre, Hawai'i
Vanessa Alvarez, Boise State
Nicole Angene, Fresno State
Brittany Barcellos, Boise State
Holly Bourke, Boise State
Devon Bridges, Boise State
Chelsea Brill, Nevada
Brynne Buchanan, Hawai'i
Kali Cancelosi, Utah State
Kellie Caplan, Boise State
Ashley Collier, Boise State
Teresa Conrad, New Mexico State
Tatem Day, Utah State
Heather Doiron, Louisiana Tech
Megan Fincher, Nevada
Janna Frandrup, Louisiana Tech
Cheryl Freitas, San Jose State
BranDee Garcia, San Jose State
Jessica Garcia, San Jose State
Haley Gilleland, Fresno State
Molly Goza, Louisiana Tech
Janessa Gutierrez, San Jose State
Rebecca Hall, Fresno State
Amanda Harmon, Utah State
Kendra Harmon, Louisiana Tech
Megan Harvey, Boise State
Jourdan Hitchings, Utah State
Rachel Evans, Utah State
Tiare Jennings, New Mexico State
Jacey Jensen, Hawai'i
Kandis Jones, New Mexico State
Michelle Jones, Louisiana Tech
Tehani Kaaihue, New Mexico State
Erin Kipp, Louisiana Tech
Cassie Krieg, Louisiana Tech
Meghan Krieg, Louisiana Tech
Meghan Knowles, Louisiana Tech
Lauren Lastrapes, Nevada
Breanna Lopez, San Jose State
Kelly Majam, Hawai'i
Ashley Maroda, New Mexico State
Megan McDonald, Utah State
Samantha Miller, Utah State
Britton Murdock, Nevada
Alexandra Newman, New Mexico State
Amber Olive, New Mexico State
Brooke Ortiz, Fresno State
Dara Pagaduan, Hawai'i
Sara Parsons, Nevada
Kaylan Pollard, Fresno State
Kylie Randall, New Mexico State
Stephanie Ricketts, Hawai'i
Sarah Robinson, Hawai'i
Alyssa Ruiz, New Mexico State
Diane Runge, Fresno State
Caitlin Stiglich, Fresno State
Valarie Swedberg, New Mexico State
Kelly Sweenedy, Boise State
Annie Thomas, Utah State
Shasta Tyteca, Utah State
Shelbi Tyteca, Utah State
Kassandra Uchida, Utah State
Demi Walker, Fresno State
Mackenzie Whyte, Boise State
Kortnee Wiley, Nevada
Monique Wilson, Louisiana Tech
Lela Work, Boise State
Maghan Yurek, Boise State
Aubray Zell, Boise State

1991

(Selected as Spring Sport Athlete of the Week)

April 2 Janet Womack, Utah

1992

April 14 Julie Garcia, New Mexico
 April 21 Julie Clancy, San Diego State
 April 28 Stacie Stafford, Colorado State
 May 4 Janet Womack, Utah

1993

March 30 Beth Calcante, CS Northridge
 April 5 Tami Blunt, CS Sacramento
 April 12 Beth Calcante, CS Northridge
 April 19 Kim Maher, Fresno State
 April 26 Marcie Green, Fresno State
 May 3 Kim Meyer, CS Sacramento
 May 10 Maureen Brady, Fresno State
 May 17 Tami Blunt, CS Sacramento

1994

Feb. 21 Michelle Bolt, Fresno State
 Feb. 28 Lisa Gonzales, San Diego State
 March 7 Amy Timmel, Utah
 March 14 Tamara Ivie, CS Northridge
 March 21 Maureen Brady, Fresno State
 March 28 Amy Windmiller, CS Northridge
 April 4 Gaylyn Hoshide, Utah
 April 11 Shannon Jones, CS Northridge
 April 18 Kim Maher, Fresno State
 April 25 Maureen Brady, Fresno State
 May 2 Ali Andrus, Utah
 May 9 Michelle Bolt, Fresno State
 May 16 Scia Maumausolo, CS Northridge

1995

Feb. 13 Jennifer Clark, Fresno State
 Feb. 20 Scia Maumausolo, CS Northridge
 Feb. 27 Susie Bugliarello, CS Sacramento
 March 6 Robyn Yorke, Fresno State
 March 13 Maureen Brady, Fresno State
 March 20 Ali Andrus, Utah
 March 27 Jill Haas, CS Sacramento
 April 3 Tami Blunt, CS Sacramento
 April 10 Laura Berg, Fresno State
 April 17 Kathy Blake-Small, CS Northridge
 April 24 Karen Bono, Utah
 May 1 Monica Jimenez, Utah
 May 8 Cyndee Bennett, Utah
 May 15 Scia Maumausolo, CS Northridge

1996

(Hitter of the Week listed first, Pitcher of the Week second)

Feb. 12 Casey Coffman, New Mexico
 Jennifer Richardson, CS Northridge
 Feb. 19 Shanon Rice, San Diego State
 Renae Mohamed, San Diego
 Feb. 26 Jenifer Henry, Fresno State
 Kim Peck, Fresno State
 March 4 Chelo Lopez, CS Northridge
 Jennifer Richardson, CS Northridge
 March 11 Scia Maumausolo, CS Northridge
 Jennifer Clark, Fresno State
 March 18 Nina Lindenberg, Fresno State
 Monica Jimenez, Utah
 March 25 Scia Maumausolo, CS Northridge
 Susie Bugliarello, CS Sacramento
 April 1 Amy ReCouper, Colorado State
 Lindsay Parker, Fresno State
 April 8 Cyndee Bennett, Utah
 Lindsay Parker, Fresno State
 April 15 Nina Lindenberg, Fresno State
 Tami Blunt, CS Sacramento
 April 22 Sarah Fredstrom, Colorado State
 Kim Peck, Fresno State

April 29 Nina Lindenberg, Fresno State
 Renae Mohamed, San Diego State
 May 6 Cyndee Bennett, Utah
 Tara Glaister, CS Northridge
 May 13 Jaimie Clark, San Diego State
 Lindsay Parker, Fresno State

1997

Feb. 10 Robyn Yorke, Fresno State
 Feb. 17 Trina Puckett, Fresno State
 Feb. 24 Renae Mohamed, San Diego State
 March 3 Stephanie Wiese, Hawai'i
 March 10 Renae Mohamed, San Diego State
 March 17 Nikki Johnson, Colorado State
 March 24 Amanda Scott, Fresno State
 March 31 Ali Andrus-Sagas, Utah
 April 7 Amanda Scott, Fresno State
 April 14 Ali Andrus-Sagas, Utah
 April 21 Janis Robinson, New Mexico
 April 28 Amanda Scott, Fresno State
 May 5 Nikki Johnson, Colorado State
 May 12 Kim Rondina, UNLV

1998

(Hitter of the Week listed first, Pitcher of the Week second)

Feb. 9 Danielle Cassara, New Mexico
 Kelly Gentle, Hawai'i
 Feb. 16 Jenny Monson, Utah
 Lindsay Parker, Fresno State
 Feb. 23 Tiffany Redding, Tulsa
 Janelle Gonzales, Hawai'i
 March 2 Danielle Cassara, New Mexico
 Lindsay Parker, Fresno State
 March 9 Nina Lindenberg, Fresno State
 Sara Farnworth, Utah
 March 16 Tia Morenz, Hawai'i
 Kelly Gentle, Hawai'i
 March 23 Laura Berg, Fresno State
 Lindsay Parker, Fresno State
 March 30 Sarah Fredstrom, Colorado State
 Amanda Scott, Fresno State
 April 7 Julie Crandall, UNLV
 Amanda Scott, Fresno State
 April 14 Regina Ka' aihili, Hawai'i
 Desiree Duran, Hawai'i
 April 21 Nina Lindenberg, Fresno State
 Tara Atkins, San Diego State
 April 28 Jennifer Buford, Colorado State
 Sandra Durazo, San Diego State
 May 4 Melissa McGie, Hawai'i
 Amanda Scott, Fresno State
 May 11 Karen Kanney, San Jose State
 Corina Lilly, San Jose State



Fresno State's **Becky Witt** earned Hitter of the Week honors once in 1999 and once in 2000.

1999

(Hitter of the Week listed first, Pitcher of the Week second)

Feb. 8 Marianna Fenelli, New Mexico
 Danielle Cassara, New Mexico
 Feb. 15 Becky Witt, Fresno State
 Kelly Gentle, Hawai'i
 Feb. 22 Rachael Goodpaster, UNLV
 Kathy Moore, New Mexico
 March 1 Stacey Farnworth, Utah
 Amanda Scott, Fresno State
 March 8 Nicole Phillips, San Jose State
 Sandra Durazo, San Diego State
 March 15 Summer Ehrsam, San Diego State
 Amanda Scott, Fresno State
 March 22 Geney Orris, UNLV
 Danielle Cassara, New Mexico
 March 29 Angela Cervantez, Fresno State
 Amanda Scott, Fresno State
 April 5 Danielle Cassara, New Mexico
 Lindsay Parker, Fresno State
 April 12 Sara Hyzer, Colorado State
 Kelly Gentle, Hawai'i
 April 19 Angela Cervantez, Fresno State
 Lindsay Parker, Fresno State
 April 26 Danielle Cassara, New Mexico
 Kelly Gentle, Hawai'i
 May 3 Alicia Dowland, Fresno State
 Kristern Hunter, Fresno State
 May 10 Sarah Hershman, San Diego State
 Kathy Moore, New Mexico

2000

(Hitter of the Week listed first, Pitcher of the Week second)

Feb. 7 Roxanne Staniorski, San Jose State
 Jennifer Holiotes, Loyola Marymount
 Feb. 14 Tyree Woodruff, Hawai'i
 Amanda Scott, Fresno State
 Feb. 21 Alicia Russell, Portland State
 Amanda Scott, Fresno State
 Feb. 28 Melissa McGie, Hawai'i
 Desiree Duran, Hawai'i
 March 6 Dana Degen, Hawai'i
 Amanda Scott, Fresno State
 March 13 Kara Kanney, San Jose State
 Amanda Scott, Fresno State
 March 20 Angela Cervantez, Fresno State
 Morgan Siebert, Portland State
 March 27 Becky Witt, Fresno State
 Amanda Scott, Fresno State
 April 3 Dana Degen, Hawai'i
 Desiree Duran, Hawai'i
 April 10 Lovie Jung, Fresno State
 Amanda Scott, Fresno State
 April 17 Megumi Hackett, Portland State
 Amanda Scott, Fresno State
 April 24 Dana Degen, Hawai'i
 Jenny Magill, Tulsa
 May 1 Heather Gelhorn, Loyola Marymount
 Amanda Scott, Fresno State
 May 8 Dana Degen, Hawai'i
 Corianne Rogalsky, Loyola Marymount
 May 15 Kristen Hunter, Fresno State
 Amanda Scott, Fresno State

WAC PLAYERS OF THE WEEK

2001

(Hitter of the Week listed first, Pitcher of the Week second)

- Feb. 5 April Crowell, Hawai'i
Felicity Witt, Fresno State
- Feb. 12 Amy Walter, San Jose State
Felicity Witt, Fresno State
- Feb. 19 Ann Mesman, Tulsa
Leslie Poole, Fresno State
- Feb. 26 Lindsay Fossatti, Fresno State
Corianne Rogalsky, Loyola Marymount
- March 12 Veronica Ramos, San Jose State
Morgan Seibert, Portland State
- March 19 Alicia Dowland, Fresno State
Sabrina Quintero, San Jose State
- March 26 Tiffany Whipple, Fresno State
Janelle Gonzalez, Hawai'i
- April 2 Lindsay Fossatti, Fresno State
Leslie Poole, Fresno State
- April 9 Kiauna Anderson, Portland State
Leslie Poole, Fresno State
- April 16 Natalie Gonzales, Hawai'i
Desiree Duran, Hawai'i
- April 23 Becky Witt, Fresno State
Desiree Duran, Hawai'i
- April 30 Christy Cerecedes, Loyola Marymount
Felicity Witt, Hawai'i
- May 7 Stacey Porter, Hawai'i
Morgan Seibert, Portland State
- May 14 Kim Bissett, Loyola Marymount
Morgan Seibert, Portland State

2002

(Hitter of the Week listed first, Pitcher of the Week second)

- Feb. 4 Danielle Kaminaka, Loyola Marymount
Sami Strinz, Loyola Marymount
- Feb. 11 Crissy Strimple, Tulsa
Jamie Southern, Fresno State
- Feb. 18 Lindsay Fossatti, Fresno State
Jamie Southern, Fresno State
- Feb. 25 Sami Strinz, Loyola Marymount
Jamie Southern, Fresno State
- March 4 Christy Cerecedes, Loyola Marymount
Jamie Southern, Fresno State
- March 11 Denise Dahlberg, Hawai'i
Carol Forbes, San Jose State
- March 18 Danielle Olsen, Tulsa
Jamie Southern, Fresno State
- March 25 Trisha Gomes, Loyola Marymount
Ami Day, Tulsa
- April 1 Stacey Porter, Hawai'i
Sabra Warner, Louisiana Tech
- April 8 Veronica Ramos, San Jose State
Leslie Poole, Fresno State
- April 15 Natalie Gonzales, Hawai'i
Desiree Duran, Hawai'i
- April 22 Lindsay Fossatti, Fresno State
Morgan Seibert, Portland State
- April 29 Jessie Smith, Tulsa
Jamie Southern, Fresno State
- May 6 Vanessa Applegate, Portland State
Christy Cerecedes, Loyola Marymount
- May 13 Danielle Olsen, Tulsa
Brianna Ferguson, San Jose State

2003

(Hitter of the Week listed first, Pitcher of the Week second)

- Feb. 10 April Crowell, Hawai'i
Judith van Kampen, Nevada,
- Feb. 17 Becca Baldrige, San Jose State
Ami Day, Tulsa
- Feb. 24 Cindy Elkins, Nevada
Melissa Coogan, Hawai'i

- March 3 Brittany Lorenzen, Nevada
Laura Ferriera, Fresno State
- March 10 Denise Dahlberg, Hawai'i
Jamie Southern, Fresno State
- March 17 Jamie Southern, Fresno State
Carol Forbes, San Jose State
- March 24 Christina Clark, Fresno State
Ami Day, Tulsa
- March 31 April Crowell, Hawai'i
Jamie Southern, Fresno State
- April 7 Amber Miles, Louisiana Tech
Carol Forbes, San Jose State
- April 14 Christina Clark, Fresno State
Maren Genow, Tulsa
- April 21 Stacey Porter, Hawai'i
Melissa Coogan, Hawai'i
- April 28 Lori Hoffman, Fresno State
Melissa Coogan, Hawai'i
- May 5 Trisha Ramos, Hawai'i
Ami Day, Tulsa
- May 12 Christina Clark, Fresno State
Jamie Southern, Fresno State

2004

(Hitter of the Week listed first, Pitcher of the Week second)

- Feb. 9 Jessica Elson, Louisiana Tech
Lindsey Dyer, Tulsa
- Feb. 16 Stephanie Sliepen, Tulsa
Jamie Southern, Fresno State
- Feb. 23 Heather Hiar, Tulsa
Julie Fennell, Tulsa
- March 1 Katie Torres, Tulsa
Jamie Southern, Fresno State
- March 8 Christina Clark, Fresno State
Shannon Tabion, Hawai'i
- March 15 Stacy Mueller, Nevada
Jamie Southern, Fresno State
- March 22 Christina Clark, Fresno State
Julie Fennell, Tulsa
- March 29 Heather Hiar, Tulsa
Laura Ferreira, Fresno State
- April 5 Christina Clark, Fresno State
Shannon Tabion, Hawai'i
- April 12 Christina Clark, Fresno State
Maren Genow, Tulsa
- April 19 Kelly Miller, Tulsa
Jamie Southern, Fresno State
- April 26 Heather Hiar, Tulsa
Candice Rainwater, Nevada
- May 3 Denise Dahlberg, Hawai'i
Shannon Tabion, Hawai'i
- May 10 Candice Rainwater, Nevada
Maren Genow, Tulsa
- May 17 Jamie Southern, Fresno State
Tiffant Hoelt, Nevada

2005

(Hitter of the Week listed first, Pitcher of the Week second)

- Feb. 7 Kristi Yoshizawa, Hawai'i
Ami Day, Tulsa
- Feb. 14 Amy Cameron, Louisiana Tech
Julie Fenell, Tulsa
- Feb. 21 Nichole Willis, Fresno State
Carol Forbes, San Jose State
- Feb. 28 Jamie Southern, Fresno State
Jamie Southern, Fresno State
- March 7 Christina Clark, Fresno State
Carol Forbes, San Jose State
- March 14 Rachel Donaldson, Fresno State
Lindsey Meadows, Louisiana Tech
- March 21 Elisa Barrios, San Jose State
Jamie Southern, Fresno State
- March 28 Stephanie Sliepen, Tulsa

- April 4 Jamie Southern, Fresno State
Ashley Bennett, UTEP
- April 11 Jamie Southern, Fresno State
Christina Clark, Fresno State
- April 18 Carol Forbes, San Jose State
Candice Rainwater, Nevada
- April 25 Melissa Coogan, Hawai'i
Kaulana Gould, Hawai'i
- May 2 Jamie Southern, Fresno State
Linsday Tower, Tulsa
- May 9 Jamie Southern, Fresno State
Christina Clark, Fresno State
- May 16 Jamie Southern, Fresno State
Carlie Hill, San Jose State
Carol Forbes, San Jose State

2006

(Hitter of the Week listed first, Pitcher of the Week second)

- Feb. 13 Stephanie Herrera, New Mexico State
Kelly Harrison, San Jose State
- Feb. 20 Mailei Hilva, New Mexico State
Robin Mackin, Fresno State
- Feb. 27 Brittany Puzey, Nevada
Robin Mackin, Fresno State
- March 6 Tyleen Tausaga, Hawai'i
Sarah Seagraves, New Mexico State
- March 13 Christina Clark, Fresno State
Robin Mackin, Fresno State
- March 20 Nichole Willis, Fresno State
Justine Smethurst, Hawai'i
- March 27 Kaulana Gould, Hawai'i
Courtney Lewis, San Jose State
- April 3 Brandi Pieler, Hawai'i
Robin Mackin, Fresno State
- April 10 Mandy Winkley, San Jose State
Kate Robinson, Hawai'i
- April 17 Rochelle Sandberg, Louisiana Tech
Krissi Oliver, Louisiana Tech
- April 24 Mandy Winkley, San Jose State
Robin Mackin, Fresno State
- May 1 Jessica Elson, Louisiana Tech
Heather Straight, Utah State
- May 8 Robin Mackin, Fresno State
Justine Smethurst, Hawai'i

2007

(Hitter of the Week listed first, Pitcher of the Week second)

- Feb. 12 Tyleen Tausaga, Hawai'i
Justine Smethurst, Hawai'i
- Feb. 19 Ashley Ozkos, New Mexico State
Robin Mackin, Fresno State
- Feb. 26 Kate Robinson, Hawai'i
Vanessa Fitzgerald, New Mexico State
- March 5 Emily Reilly, Utah State
Robin Mackin, Fresno State
- March 12 Kate Robinson, Hawai'i
Justine Smethurst, Hawai'i
- March 19 Tyleen Tausaga, Hawai'i
Robin Mackin, Fresno State
- March 26 Kristin Sylvester, Fresno State
Kim Watson, New Mexico State
- April 2 Haley Perkins, Fresno State
Jordan McPherson, Nevada
- April 9 Tyleen Tausaga, Hawai'i
Justine Smethurst, Hawai'i
- April 16 Sarah Hunt, Nevada
Jordan McPherson, Louisiana Tech
- April 23 Ashley Frisby, New Mexico State
Kate Robinson, Hawai'i
- April 30 Tyleen Tausaga, Hawai'i
Justine Smethurst, Hawai'i
- May 7 Kelsey Starr, Nevada
Kim Watson, New Mexico State



Nevada's **Jordan McPherson** was WAC Pitcher of the Week three times in 2008.

2008

(Hitter of the Week listed first, Pitcher of the Week second)

- Feb. 11 Tyler Schafer, Nevada
Katie Holverson, Nevada
- Feb. 18 Tanisha Milca, Hawai'i
Jordan McPherson, Nevada
- Feb. 25 Hoku Nohara, New Mexico State
Morgan Melloh, Fresno State
- March 3 Amberly Waits, Louisiana Tech
Morgan Melloh, Fresno State
- March 10 Noelle Micka, Nevada
Krissi Oliver, Louisiana Tech
- March 17 Kate Robinson, Hawai'i
Morgan Melloh, Fresno State
- March 24 Caitlin Stiglich, Fresno State
Jordan McPherson, Nevada
- March 31 Amberly Waits, Louisiana Tech
Kate Robinson, Hawai'i
- April 7 Jessica Kirby, Louisiana Tech
Katie Holverson, Nevada
- April 14 Ashley Maroda, New Mexico State
Morgan Melloh, Fresno State
- April 21 Kym Silagyi, Nevada
Krissi Oliver, Louisiana Tech
- April 28 Vanessa Briones, Nevada
Jordan McPherson, Nevada
- May 5 Katie Grimes, Hawai'i
Morgan Melloh, Fresno State

2009

(Hitter of the Week listed first, Pitcher of the Week second)

- Feb. 9 Ashley Maroda, New Mexico State
Morgan Melloh, Fresno State
- Feb. 16 Hoku Nohara, New Mexico State
Katie Holverson, Nevada
- Feb. 23 Tiare Jennings, New Mexico State
Meghan Krieg, Louisiana Tech
- March 2 Tanisha Milca, Hawai'i
Mallary Darby, Nevada
- March 9 Christina Capobianco, Boise State
Katie Holverson, Nevada
- March 16 Danielle Patrick, Nevada
Mallary Darby, Nevada
- March 23 Haley Perkins, Fresno State

- Stephanie Ricketts, Hawai'i
- March 30 Jessica Kirby, Louisiana Tech
Krissi Oliver, Louisiana Tech
- April 6 Makani Duhalonsod-Kaleimamahu, Hawai'i
Morgan Melloh, Fresno State
- April 13 Angie Ortega, New Mexico State
Kim Watson, New Mexico State
- April 20 Amberly Waits, Louisiana Tech
Morgan Melloh, Fresno State
- April 27 Brooke Phipps, Fresno State
Meghan Krieg, Louisiana Tech
- May 4 Heather Doiron, Louisiana Tech
Stephanie Ricketts, Hawai'i

2010

(Hitter of the Week listed first, Pitcher of the Week second)

- Feb. 15 Angie Ortega, New Mexico State
Morgan Melloh, Fresno State
- Feb. 22 Kelly Majam, Hawai'i
Kaia Parnaby, Hawai'i
- March 1 Hoku Nohara, New Mexico State
Jennifer Ames, San Jose State
- March 8 Kelli Fangonilo, San Jose State
Stephanie Ricketts, Hawai'i
- March 15 Andrea Ortega, Fresno State
Mackenzie Oakes, Fresno State
- March 22 Kelly Majam, Hawai'i
Michelle Moses, Fresno State
- March 29 Kathy Cox, Boise State
Stephanie Ricketts, Hawai'i
- April 5 Katie Grimes, Hawai'i
Meghan Krieg, Louisiana Tech
- April 12 Jessica Iwata, Hawai'i
Meghan Krieg, Louisiana Tech
- April 19 Lauren Lastrapes, Nevada
Morgan Melloh, Fresno State
- April 26 Tina Ferguson, Utah State
Stephanie Ricketts, Hawai'i
- May 3 Tazz Weatherly, Boise State
Meghan Krieg, Louisiana Tech
- May 10 Holly Bourke, Boise State
Michelle Moses, Fresno State



Hawai'i's **Justine Smethurst** was WAC Pitcher of the Week six times during her career.



Boise State's **Christina Capobianco** became the first Bronco ever to be named WAC Hitter of the Week during the 2009 season.

2011

(Hitter of the Week listed first, Pitcher of the Week second)

- Feb. 14 Michelle Moses, Fresno State
Stephanie Ricketts, Hawai'i
- Feb. 21 Jessica Iwata, Hawai'i
Jennifer Ames, San Jose State
- Feb. 28 Haley Gilleland, Fresno State
Alex Newman, New Mexico State
- March 7 Hoku Nohara, New Mexico State
Kaia Parnaby, Hawai'i
Aubray Zell, Boise State
- March 14 Danielle Patrick, Nevada
Allie Crump, Boise State
- March 21 Hoku Nohara, New Mexico State
Mackenzie Oakes, Fresno State
- March 28 Devon Bridges, Boise State
Mackenzie Oakes, Fresno State
- April 4 Heather Doiron, Louisiana Tech
Michelle Moses, Fresno State
- April 11 Tiare Jennings, New Mexico State
Aubray Zell, Boise State
- April 18 Tiare Jennings, New Mexico State
Kaia Parnaby, Hawai'i
- April 25 Michelle Moses, Fresno State
Aubray Zell, Boise State
- May 2 Allison Lenzora, Utah State
Mandy Harmon, Utah State
- May 9 Valerie Swedberg, New Mexico State
Stephanie Ricketts, Hawai'i

WAC HONORS

NFCA ALL-AMERICANS

1991

Second Team Kelly Brookhart, Creighton
Charmelle Green, Utah

1993

First Team Beth Calcante, CS Northridge
Scia Maumausolo, CS Northridge

Second Team Tami Blunt, CS Sacramento

Third Team Kathy Blake, CS Northridge

1994

First Team Amy Windmiller, CS Northridge
Robyn Yorke, Fresno State

Second Team Ali Andrus, Utah
Michelle Bolt, Fresno State
Kim Maher, Fresno State
Amy Timmel, Utah

Third Team Laura Berg, Fresno State
Maureen Brady, Fresno State
Tamara Ivie, CS Northridge
Shannon Jones, CS Northridge

1995

First Team Robyn Yorke, Fresno State
Laura Berg, Fresno State

Second Team Susie Bugliarello, CS Sac
Scia Maumausolo, CS Northridge

1996

First Team Nina Lindenberg, Fresno State
Lindsay Parker, Fresno State
Scia Maumausolo, CS Northridge

Second Team Susie Bugliarello, CS Sac
Jennifer Richardson, CS Northridge

Third Team Jenifer Henry, Fresno State
Robyn Yorke, Fresno State

1997

First Team Sarah Fredstrom, Colorado State
Laura Berg, Fresno State
Amanda Scott, Fresno State
Sandy Rhea, Utah

Second Team Jennifer Buford, Colorado State
Nikki Johnson, Colorado State
Dana Degen, Hawai'i
Nina Lindenberg, Fresno State
Robyn Yorke, Fresno State

Third Team Kim Rondina, UNLV

1998

First Team Laura Berg, Fresno State
Nina Lindenberg, Fresno State
Amanda Scott, Fresno State

Second Team Tia Morenz, Hawai'i
Sandy Rhea, Utah
Becky Witt, Fresno State

Third Team Julie Crandall, UNLV

1999

First Team Angela Cervantez, Fresno State
Amanda Scott, Fresno State

Second Team Kristen Hunter, Fresno State

Third Team Lovie Jung, Fresno State
Becky Witt, Fresno State

2000

First Team Amanda Scott, Fresno State

Second Team Dana Degen, Hawai'i

Third Team Lovie Jung, Fresno State

2002

First Team Jamie Southern, Fresno State

2003

First Team Stacey Porter, Hawai'i

Second Team Jamie Southern, Fresno State
Christina Clark, Fresno State

2004

First Team Jamie Southern, Fresno State
Christina Clark, Fresno State

2005

First Team Jamie Southern, Fresno State

2006

First Team Christina Clark, Fresno State

Third Team Robin Mackin, Fresno State
Tyleen Tausaga, Hawai'i

2007

Second Team Kate Robinson, Hawai'i
Calre Warwick, Hawai'i

Third Team Robin Mackin, Fresno State
Tyleen Tausaga, Hawai'i

2008

Second Team Morgan Melloh, Fresno State
Noelle Micka, Nevada

2010

First Team Melissa Gonzalez, Hawai'i

Second Team Kelly Majam, Hawai'i

2011

Second Team Hoku Nohara

NFCA ALL-REGION

1991

First Team Kelly Brookhart, Creighton
Charmelle Green, Utah

Second Team Tracy VunKannon, New Mexico
Gloria Marcott, New Mexico

1992

First Team Dena Mullins, New Mexico

Second Team Heather Medearis, New Mexico
Julie Clancy, San Diego State
Amy Cowley, Utah

1993

First Team Beth Calcante, CS Northridge
Scia Maumausolo, CS Northridge
Donna McDaniel, Fresno State
Kim Meyer, CS Sacramento

Second Team Kathy Blake, CS Northridge
Tami Blunt, CS Sacramento
Michelle Bolt, Fresno State
Stephanie Chapel, San Diego State
Deb DiMeglio, Utah
Marcie Green, Fresno State
Kim Maher, Fresno State

1994

First Team Laura Berg, Fresno State
Michelle Bolt, Fresno State
Tamara Ivie, CS Northridge
Shannon Jones, CS Northridge
Kim Maher, Fresno State
Amy Timmel, Utah
Amy Windmiller, CS Northridge
Christa Yorke, Fresno State
Robyn Yorke, Fresno State

Second Team Ali Andrus, Utah
Cyndee Bennett, Utah
Maureen Brady, Fresno State
Beth Calcante, CS Northridge
Deb DiMeglio, Utah
Heather Medearis, New Mexico
Terri Pearson, CS Northridge
Wendy Stewart, Utah

1995

First Team Laura Berg, Fresno State
Susie Bugliarello, CS Sacramento
Scia Maumausolo, CS Northridge
Robyn Yorke, Fresno State

Second Team Kathy Blake-Small, CS Northridge
Maureen Brady, Fresno State
Sarah Fredstrom, Colorado State
Jen Henry, Fresno State
Malia Kuenzli, Colorado State
Jen Schultz, CS Sacramento

1996

First Team Susie Bugliarello, CS Sacramento
Casey Coffman, New Mexico
Jenifer Henry, Fresno State
Nina Lindenberg, Fresno State
Scia Maumausolo, CS Northridge
Lindsay Parker, Fresno State
Sandy Rhea, Utah
Jennifer Richardson, CS Northridge
Robyn Yorke, Fresno State

Second Team Cyndee Bennett, Utah
Randi Berg, Fresno State
Chrystal Friesen, San Diego State
Tara Glaister, CS Northridge
Chelo Lopez, CS Northridge

1997

First Team Nikki Johnson, Colorado State
Alyson Carter, Colorado State
Jennifer Buford, Colorado State
Sarah Fredstrom, Colorado State
Amanda Scott, Fresno State
Dana Degen, Hawai'i
Laura Berg, Fresno State
Sandy Rhea, Utah
Robyn Yorke, Fresno State

Second Team Nina Lindenberg, Fresno State
Kim Rondina, UNLV
Marnie Hill, New Mexico
Tia Morenz, Hawai'i
Amber Solano, Colorado State

1998

First Team Kelly Gentle, Hawai'i
Joyce Lum, Hawai'i
Nina Lindenberg, Fresno State
Melissa McGie, Hawai'i
Sarah Fredstrom, Colorado State
Julie Crandall, UNLV
Laura Berg, Fresno State
Tia Morenz, Hawai'i
Sandy Rhea, Utah
Amanda Scott, Fresno State

Second Team Lindsay Parker, Fresno State
Alyson Carter, Colorado State
Jen Buford, Colorado State
Jaime Maxey, Fresno State
Kehau Cofran, Hawai'i
Dana Degen, Hawai'i
Becky Witt, Fresno State

1999

First Team Angela Cervantez, Fresno State
Lindsay Fossatti, Fresno State
Rachael Goodpaster, UNLV
Kristen Hunter, Fresno State
Lovie Jung, Fresno State
Amanda Scott, Fresno State
Jennifer Tanderich, Hawai'i
Becky Witt, Fresno State

Second Team Alyson Carter, Colorado State
Danielle Cassara, New Mexico
Dana Degen, Hawai'i
Sarah Farnworth, Utah
Kelly Gentle, Hawai'i
Kelly Labor, San Diego State
Holly Schmillen, Colorado State
Erica Vollweiller, UNLV

2000

First Team Dana Degen, Hawai'i
Lovie Jung, Fresno State
Amanda Scott, Fresno State
Becky Witt, Fresno State

2001

First Team Natalie Gonzales, Hawai'i

Second Team Desiree Duran, Hawai'i
Becky Witt, Fresno State

2002

First Team Christy Cerecedes, LMU
Lindsay Fossatti, Fresno State
Kate Judd, Hawai'i
Stacey Porter, Hawai'i
Jamie Southern, Fresno State

Second Team Danielle Olsen, Tulsa
Jessie Smith, Tulsa

2003

First Team Christina Clark, Fresno State
Stacey Porter, Hawai'i
Jamie Southern, Fresno State

Second Team Katie Torres, Tulsa

Melissa Coogan, Hawai'i
April Crowell, Hawai'i

2004

First Team Elisa Barrios, San Jose State
Christina Clark, Fresno State
Jamie Southern, Fresno State
Katie Torres, Tulsa

Second Team Lori Hoffman, Fresno State
Kelly Miller, Tulsa

2005

First Team Christina Clark, Fresno State
Tara Harbert, Hawai'i
Jamie Southern, Fresno State

Second Team Nichole Willis, Fresno State

2006

First Team Christina Clark, Fresno State
Robin Mackin, Fresno State

Second Team Brandi Peiler, Hawai'i

2007

First Team Jenna Cervantez, Fresno State
Robin Mackin, Fresno State
Nichole Willis, Fresno State
Kate Robinson, Hawai'i
Justine Smethurst, Hawai'i
Tyleen Tausaga, Hawai'i
Clare Warwick, Hawai'i

Second Team Kristin Sylvester, Fresno State
Brittany Puzey, Nevada
Ashley Rozkos New Mexico State

2008

First Team Jenna Cervantez, Fresno State
Haley Gilleland, Fresno State
Kaulana Gould, Hawai'i
Morgan Melloh, Fresno State
Noelle Micka, Nevada
Kate Robinson, Hawai'i

Second Team Vanessa Briones, Nevada
Katie Holverson, Nevada
Brandi Peiler, Hawai'i
Aja Scheuber, Fresno State


2009

First Team Sam Bias, Nevada
Kathy Cox, Boise State
Katie Holverson, Nevada
Tiare Jennings, New Mexico State
Morgan Melloh, Fresno State
Tanisha Milca, Hawai'i
Britton Murdock, Nevada
Brittany Puzey, Nevada
Stephanie Ricketts, Hawai'i
Amanda Tauali'i, Hawai'i
Amberly Waits, Louisiana Tech

2010

First Team Melissa Gonzalez, Hawai'i
Jenna Rodriguez, Hawai'i
Kelly Majam, Hawai'i
Hoku Nohara, New Mexico State

Second Team Kathy Cox, Boise State
Jessica Iwata, Hawai'i
Michelle Moses, Fresno State



Fresno State's **Amanda Scott** is a two-time Joe Kearney Award winner.

Stephanie Ricketts, Hawai'i

2011

First Team Hoku Nohara, New Mexico State

Second Team Devon Bridges, Boise State
Karley Hopkins, Nevada
Jessica Iwata, Hawai'i
Tiare Jennings, New Mexico State
Michelle Moses, Fresno State
Stephanie Ricketts, Hawai'i

NFCA WEST REGION

COACH OF THE YEAR

1994 Jo Evans, Utah
1996 Margie Wright, Fresno State
1997 Candi Letts, Colorado State
1998 Margie Wright, Fresno State
1999 Margie Wright, Fresno State
2007 Bob Coolen, Hawai'i
2008 Michelle Gardner, Nevada

JOE KEARNEY AWARD

(Awarded to the WAC's Athlete of the Year for any Sport)

1996 Nina Lindenberg, Fresno State
1998 Amanda Scott, Fresno State
2000 Amanda Scott, Fresno State
2005 Jamie Southern, Fresno State

STAN BATES AWARD

(Awarded to the WAC's Top Academic Athlete)

2001 Becky Witt, Fresno State
2005 Tracie Uchima, Hawai'i
2011 Kandis Jones, New Mexico State

NCAA TOURNAMENT HISTORY

1991

NCAA Regional - College Station, Texas

Utah def. Minnesota, 1-0
Texas A&M def. **Utah**, 1-0
Utah def. Minnesota, 2-0
Utah def. Texas A&M, 3-0

NCAA College World Series - Oklahoma City, Okla.

Fresno State def. **Utah**, 2-0
Missouri def. **Utah**, 2-0

1992

NCAA Regional - Los Angeles, Calif.

UCLA def. **Utah**, 1-0
UCLA def. **Utah**, 7-2 (10 Innings)

1993

NCAA Regional - Berkeley, Calif.

Long Beach State def. **Sacramento State**, 1-0
California def. **Sacramento State**, 1-0 (9 Innings)

NCAA Regional - Northridge, Calif.

CS Northridge def. **Fresno State**, 2-1
Fresno State def. CS Northridge, 2-0
CS Northridge def. **Fresno State**, 2-0

NCAA College World Series - Oklahoma City, Okla.

SW Louisiana def. **CS Northridge**, 4-2
CS Northridge def. Long Beach State, 4-2
UCLA def. CS Northridge, 2-0

1994

NCAA Regional - Northridge, Calif.

CS Northridge def. Maine, 8-0 (5 Innings)
CS Northridge def. CS Fullerton, 9-0 (5 Innings)
CS Fullerton def. **CS Northridge**, 2-0
CS Northridge def. CS Fullerton, 4-0

NCAA Regional - Lafayette, La.

Utah def. Princeton, 1-0 (10 Innings)
Southwestern Louisiana def. **Utah**, 1-0 (9 Innings)
Utah def. Princeton, 2-1
Utah def. Southwestern Louisiana, 3-2 (8 Innings)
Utah def. Southwestern Louisiana, 2-0

NCAA Regional - Fresno, Calif.

Fresno State def. Central Michigan, 3-0
Fresno State def. Oregon, 1-0
Fresno State def. Oregon, 5-0

NCAA College World Series - Kansas City, Mo.

Fresno State def. UCLA, 1-0
Utah def. Oklahoma State, 2-0 (8 Innings)
CS Northridge def. Missouri, 5-3
Arizona def. **Fresno State**, 3-0
CS Northridge def. **Utah**, 5-1
UCLA def. **Utah**, 11-1
Oklahoma State def. **Fresno State**, 2-0
Oklahoma State def. **CS Northridge**, 3-2 (15 Innings)
CS Northridge def. Oklahoma State, 4-2
Arizona def. **CS Northridge**, 4-0 (Championship)

1995

NCAA Regional - Northridge, Calif.

CS Northridge def. Missouri, 2-1
CS Fullerton def. **CS Northridge**, 1-0
CS Northridge def. Illinois State, 11-4
CS Fullerton def. **CS Northridge**, 2-1

NCAA Regional - Sacramento, Calif.

Fresno State def. California, 2-1
Iowa def. **Sacramento State**, 3-0

Iowa def. **Fresno State**, 1-0
California def. **Sacramento State**, 2-1
Fresno State def. California, 2-0
Fresno State def. Iowa, 1-0
Iowa def. **Fresno State**, 2-1

NCAA Regional - Stillwater, Okla.

Oklahoma State def. **Utah**, 3-0
Oklahoma def. **Utah**, 7-1

1996

NCAA Regional - Fresno, Calif.

Fresno State def. Texas A&M, 5-2
California def. **Fresno State**, 1-0
Fresno State def. Long Beach State, 3-2 (8 Innings)
California def. **Fresno State**, 2-1 (9 Innings)

NCAA Regional - Fullerton, Calif.

CS Northridge def. SW Missouri State, 5-0
CS Fullerton def. **CS Northridge**, 11-0 (5 Innings)
UCLA def. **CS Northridge**, 7-5

1997

NCAA Regional - Iowa City, Iowa

Utah def. Missouri, 3-1
Iowa def. **Utah**, 3-1
DePaul def. **Utah**, 2-0

NCAA Regional - Fresno, Calif.

Fresno State def. California, 3-1
Fresno State def. Long Beach State, 5-2 (10 Innings)
Fresno State def. California, 9-3

NCAA Regional - Amherst, Mass.

Colorado State def. Brown, 10-0
Colorado State def. Massachusetts, 2-0
Massachusetts def. **Colorado State**, 3-1
Massachusetts def. **Colorado State**, 3-2 (8 Innings)

NCAA College World Series - Oklahoma City, Okla.

UCLA def. **Fresno State**, 2-0 (8 Innings)
Fresno State def. Massachusetts, 2-1
Fresno State def. Iowa, 7-6
Fresno State def. Arizona, 3-0
Arizona def. **Fresno State**, 6-3

1998

NCAA Regional - Tucson, Ariz.

Pacific def. **Hawai'i**, 6-0
Hawai'i def. Niagara, 5-1
Pacific def. **Hawai'i**, 4-3

NCAA Regional - Fresno, Calif.

Fresno State def. Minnesota, 2-1
Fresno State def. California, 6-3
Fresno State def. Minnesota, 6-0

NCAA College World Series - Oklahoma City, Okla.

Fresno State def. Nebraska, 6-1
Fresno State def. Michigan, 8-0
Washington def. **Fresno State**, 3-1
Fresno State def. Arizona, 1-0 (Championship)

1999

NCAA Regional - Seattle, Wash.

Texas A&M def. **Hawai'i**, 4-1
Hawai'i def. Colgate, 6-2
Hawai'i def. Texas A&M, 5-3
Hawai'i def. CS Fullerton, 4-3 (11 Innings)
Washington def. **Hawai'i**, 3-0

NCAA Regional - Fresno, Calif.

Fresno State def. Florida A&M, 6-0
Fresno State def. Stanford, 5-2
Fresno State def. Texas Tech, 3-1
Fresno State def. Texas Tech, 5-0

NCAA College World Series - Oklahoma City, Okla.

Fresno State def. Southern Mississippi, 1-0
UCLA def. **Fresno State**, 1-0
California def. **Fresno State**, 1-0

2000

NCAA Regional - Fresno, Calif.

Fresno State def. Md.-Baltimore County, 10-1
Florida def. **Fresno State**, 1-0
Fresno State def. CS Fullerton, 4-3
Fresno State def. California, 2-0
California def. **Fresno State**, 2-1

2001

NCAA Regional - Los Angeles, Calif.

Wisconsin def. **Fresno State**, 3-1
CS Northridge def. **Fresno State**, 3-1

NCAA Regional - Tucson, Ariz.

Texas Tech def. **Hawai'i**, 4-2
Southwest Texas State def. **Hawai'i**, 2-1

2002

NCAA Regional - Fresno, Calif.

California def. **Fresno State**, 2-1 (10 Innings)
Fresno State def. Pacific, 1-0 (8 Innings)
CS Fullerton def. **Fresno State**, 1-0

2003

NCAA Regional - Fresno, Calif.

Fresno State 3, Long Beach State 0
UCLA 3, **Fresno State** 0
Fresno State 1, Georgia 0 (8)
Michigan State 2, **Fresno State** 0

NCAA Regional - Austin, Texas

LSU 9, **Hawai'i** 4
Hawai'i 2, TAMU-CC 0
Hawai'i 1, Northwestern 0 (11)
Hawai'i 4, Arizona State 2
SW Texas State 2, **Hawai'i** 1

2004

NCAA Regional - Stanford, Calif.

Southern Illinois 2, **Fresno State** 0
Fresno State 3, Auburn 1 (10)
Pacific 6, **Fresno State** 1

2005

NCAA Regional - Fresno, Calif.

Fresno State 4, Long Beach State 0
Fresno State 3, BYU 0
California 3, **Fresno State** 1
California 1, **Fresno State** 0

2006

NCAA Regional - Fresno, Calif.
Fresno State 2, Cal State Fullerton 0
Fresno State 3, Stanford 0
Stanford 9, **Fresno State** 3
Stanford 3, **Fresno State** 0

NCAA Regional - Corvallis, Ore.
Oregon State 2, **Nevada** 1
Portland State 2, **Nevada** 1

2007

NCAA Regional - Stanford, Calif.
Fresno State 2, Stanford 0
LSU 1, **Fresno State** 0 (9)
Stanford 1, **Fresno State** 0
NCAA Regional - Los Angeles Calif.
Hawai'i 2, UC Santa Barbara 0 (10)
Hawai'i 3, (12) UCLA 1 (8)
Hawai'i 9, Loyola Marymount 0 (6)

NCAA Super Regional - Knoxville, Tenn.
Tennessee 9, **Hawai'i** 0 (5)
Hawai'i 9, Tennessee 6
Tennessee 7, **Hawai'i** 1

2008

NCAA Regional - Fresno, Calif.
Fresno State 11, Sacramento State 0 (5)
California 3, **Fresno State** 0
Fresno State 2, San Diego State 0
Fresno State 3, California 2
California 7, **Fresno State** 6 (9)

NCAA Regional - College Station, Texas

Louisiana Tech 1, Auburn 0 (12)
Texas A&M 4, **Louisiana Tech** 0
Louisiana Tech 2, Auburn 1
Texas A&M 6, **Louisiana Tech** 0

NCAA Regional - Tempe, Ariz.

Hawai'i 9, Mississippi State 7
Hawai'i 7, Mississippi State 4
Arizona State 10, **Hawai'i** 0 (6)
Arizona State 8, **Hawai'i** 0 (5)

NCAA Regional - Los Angeles, Calif.

Nevada 4, Purdue 1
UCLA 6, **Nevada** 4 (9)
Nevada 2, Purdue 1
UCLA 4, **Nevada** 3

2009

UCLA Regional - Los Angeles, Calif.
Fresno State 2, UNLV 1
UCLA 4, **Fresno State** 2
Fresno State 12, Long Beach State 2
UCLA 9, **Fresno State** 5

Stanford Regional - Palo Alto, Calif.

Nevada 4, Cal Poly 1
Stanford 9, **Nevada** 1
Cal Poly 6, **Nevada** 1

2010

UCLA Regional - Los Angeles, Calif.
San Diego State 3, **Fresno State** 2
Fresno State 6, Saint Mary's 0
Fresno State 4, San Diego State 3
UCLA 7, **Fresno State** 2

Stanford Regional - Palo Alto, Calif.

Hawai'i 10, UC Davis 2 (5)
Hawai'i 6, at Stanford 3
Hawai'i 7, Texas Tech 1

NCAA Super Regional - Tuscaloosa, Ala.

Alabama 8, **Hawai'i** 0 (5)
Hawai'i 8, Alabama 7
Hawai'i 5, Alabama 4

NCAA College World Series - Oklahoma City, Okla.

Hawai'i 3, Missouri 2
UCLA 5, **Hawai'i** 2
Arizona 5, **Hawai'i** 1

2011

Tucson Regional - Tucson, Ariz.
New Mexico State 9, Texas Tech 0 (5)
Arizona 8, **New Mexico State** 0
Texas Tech 6, **New Mexico State** 4

Stanford Regional - Palo Alto, Calif.

Fresno State 1, Nebraska 0 (10)
Stanford 3, **Fresno State** 1
Nebraska 5, **Fresno State** 0

WAC NCAA TOURNAMENT HISTORY

	Overall				As WAC Member			
	Yrs.	W	L	Pct.	Yrs.	W	L	Pct.
Fresno State (1982-83-84-85-86-87-88-89-90-91-92- 93-94-95-96-97-98-99-00-01-02-03-04-05-06-07-08-09-10-11)	30	89	62	.589	19	48	37	.565
Hawai'i (1994-95, 98-99-01-03-07-08-10)	9	23	19	.548	6	19	13	.594
Louisiana Tech (1983-89, 95- 08)	9	10	21	.323	1	2	2	.500
Nevada (2006-08-09)	3	3	6	.333	3	3	6	.333
New Mexico State (2011)	1	1	2	.333	1	1	2	.333
San Jose State (1990-92)	2	0	4	.000	—	—	—	—
Current Totals	—	126	114	.525	—	72	60	.545
All-Time Totals	—	142	142	.500	—	86	85	.503

Boldface indicates appearance as WAC member.

*WAC all-time totals include records compiled by past WAC members CS Northridge (12-10), CS Sacramento (0-4), Colorado State (2-2), New Mexico (1-2) and UNLV (17-15), Utah (5-9).

WAC TOURNAMENT HISTORY

1991 - Seymour Smith Field, Omaha, Neb. (May 9-11)

Seeds: 1-Utah, 2-San Diego State, 3-New Mexico, 4-Creighton, 5-Colorado State, 6-Southern Utah

G	TEAMS	R-H-E-INN
1	Colorado State Creighton	2-6-1 (7) 0-3-3
2	New Mexico Southern Utah	6-8-1 (7) 4-7-4
3	Utah Colorado State	2-7-1 (7) 0-0-1
4	New Mexico San Diego State	1-4-1 (8) 0-5-1
5	Creighton San Diego State	1-4-1 (9) 0-7-1
6	Colorado State Southern Utah	3-9-1 (8) 0-2-2
7	Creighton Colorado State	1-5-1 (7) 0-4-3
8	Utah New Mexico	2-5-0 (7) 0-4-2
9	Creighton New Mexico	1-5-0 (7) 0-4-0
10	Creighton Utah	1-16-3 (31) 0-25-2
11	Utah Creighton	4-21-7 (25) 3-16-6

1992 - Cottonwood Complex, Salt Lake City, Utah (May 7-10)

Seeds: 1-Utah, 2-New Mexico, 3-San Diego State, 4-Colorado State, 5-Creighton, 6-Southern Utah

G	TEAMS	R-H-E-INN
1	Creighton Colorado State	5-5-2 (7) 1-7-3
2	San Diego State Southern Utah	8-10-0 (7) 0-4-2
3	Utah Creighton	6-10-2 (7) 0-5-0
4	New Mexico San Diego State	2-8-1 (7) 0-6-2
5	Colorado State San Diego State	2-10-1 (8) 1-5-0
6	Creighton Southern Utah	12-13-2 (7) 5-8-4
7	Utah New Mexico	1-5-0 (7) 0-4-0
8	Colorado State Creighton	2-6-0 (7) 0-4-1
9	New Mexico Colorado State	1-3-2 (7) 0-2-3
10	Utah New Mexico	1-0-0 (7) 0-2-1

1999 - Bulldog Diamond, Fresno, Calif. (May 7-10)

Seeds: 1-Fresno State, 2-New Mexico, 3-Hawai'i, 4-San Diego State, 5-Utah, 6-UNLV

G	TEAMS	R-H-E-INN
1	Hawai'i UNLV	4-11-0 (7) 3-9-0
2	San Diego State Utah	1-3-1 (7) 4-7-1
3	New Mexico Hawai'i	2-6-5 (7) 3-13-0
4	Fresno State Utah	2-5-1 (7) 1-6-1
5	New Mexico San Diego State	0-4-4 (7) 2-4-0
6	Utah UNLV	8-11-0 (7) 1-5-1
7	Hawai'i Utah	1-4-0 (7) 4-5-0
8	Fresno State San Diego State	3-7-0 (7) 2-5-1
9	Hawai'i Utah	0-12-2 (13) 2-11-3
10	Fresno State Utah	8-12-0 (5) 0-1-4

2006 - Bulldog Diamond, Fresno, Calif. (May 11-13)

Seeds: 1-Fresno State, 2-San Jose State, 3-Hawai'i, 4-Nevada, 5-New Mexico State, 6-Louisiana Tech

G	TEAMS	R-H-E-INN
1	Hawai'i Louisiana Tech	8-11-0 (5) 0-0-2
2	Nevada New Mexico State	2-3-1 (7) 0-1-1
3	Hawai'i San Jose State	3-8-0 (7) 1-7-2
4	Nevada Fresno State	2-5-2 (7) 1-4-2
5	New Mexico State San Jose State	5-5-0 (7) 0-5-1
6	Fresno State Louisiana Tech	9-12-1 (5) 0-1-1
7	Hawai'i Fresno State	6-10-1 (7) 5-10-0
8	Nevada New Mexico State	1-6-1 (7) 0-3-3
9	Hawai'i Nevada	1-4-0 (7) 0-2-4
10	Nevada Hawai'i	4-7-1 (7) 2-7-1
11	Nevada Hawai'i	7-10-0 (7) 0-5-2

2007 - Bulldog Diamond, Fresno, Calif. (May 9-12)

Seeds: 1-Hawai'i, 2-Fresno State, 3-New Mexico State, 4-Nevada, 5-San Jose State, 6-Utah State, 7-Louisiana Tech

G	TEAMS	R-H-E-INN
1	Louisiana Tech Utah State	8-13-1 (7) 1-4-2
2	Fresno State San Jose State	5-11-0 (7) 0-5-2
3	New Mexico State Nevada	4-5-0 (7) 0-1-3
4	Hawai'i Louisiana Tech	5-6-0 (7) 2-6-1
5	Fresno State New Mexico State	3-7-0 (7) 2-4-1
6	San Jose State Utah State	9-10-1 (5) 1-4-4
7	Nevada Louisiana Tech	3-5-1 (7) 2-9-2
8	San Jose State New Mexico State	3-4-1 (7) 1-7-0
9	Fresno State Hawai'i	9-11-2 (7) 3-8-2
10	Nevada San Jose State	2-4-1 (7) 1-5-3
11	Nevada Hawai'i	3-4-1 (7) 1-6-2
12	Fresno State Nevada	5-8-1 (7) 3-7-0

2008 - Rainbow Wahine Softball Stadium, Honolulu, Hawai'i (May 7-10)

Seeds: 1-Nevada, 2-Fresno State, 3-Hawai'i, 4-Louisiana Tech, 5-New Mexico State, 6-San Jose State, 7-Utah State

G	TEAMS	R-H-E-INN
1	San Jose State Utah State	8-12-1 (7) 2-6-1
2	Fresno State New Mexico State	3-6-2 (7) 2-5-2
3	Louisiana Tech Hawai'i	2-5-0 (7) 1-6-1
4	Nevada San Jose State	5-9-2 (7) 0-3-1
5	Louisiana Tech Fresno State	3-9-2 (8) 2-7-0
6	New Mexico State Utah State	3-6-1 (7) 0-1-0
7	Hawai'i San Jose State	12-13-1 (7) 4-9-5
8	Fresno State New Mexico State	7-8-1 (10) 6-14-2
9	Louisiana Tech Nevada	4-6-1 (7) 3-5-0
10	Hawai'i Fresno State	6-13-1 (7) 1-3-1
11	Nevada Hawai'i	2-7-0 (7) 1-2-0
12	Louisiana Tech Nevada	2-6-0 (7) 1-10-2

WAC TOURNAMENT HISTORY

2009 - Bulldog Diamond, Fresno, Calif.

(May 6-9)

Seeds: 1-Fresno State, 2-Nevada, 3-Hawai'i, 4-Louisiana Tech, 5-New Mexico State, 6-San Jose State, 7-Boise State

G	TEAMS	R-H-E-INN
1	Boise State San Jose State	8-14-2 (9) 4-13-7
2	Nevada New Mexico State	5-7-0 (7) 4-6-2
3	Louisiana Tech Hawai'i	7-9-1 (7) 1-6-2
4	Fresno State Boise State	4-5-0 (7) 0-2-1
5	Louisiana Tech Nevada	4-8-0 (7) 0-6-0
6	New Mexico State San Jose State	6-11-2 (7) 1-5-3
7	Hawai'i Boise State	10-12-2 (7) 2-4-3
8	Nevada New Mexico State	4-6-1 (7) 1-5-1
9	Fresno State Louisiana Tech	5-10-0 (7) 0-3-0
10	Nevada Hawai'i	4-9-3 (10) 2-7-2
11	Nevada Louisiana Tech	2-6-2 (9) 1-5-1
12	Fresno State Nevada	3-9-1 (8) 2-4-0

2010 - NM State Softball Complex, Las Cruces, N.M. (May 12-15)

Seeds: 1-Hawai'i, 2-Fresno State, 3-Boise State, 4-Louisiana Tech, 5-San Jose State, 6-New Mexico State

G	TEAMS	R-H-E-INN
1	San Jose State Louisiana Tech	6-7-3 (7) 5-6-2
2	Boise State New Mexico State	8-11-2 (7) 9-13-3
3	Hawai'i San Jose State	16-16-3 (6) 8-6-1
4	Fresno State Boise State	5-11-0 (7) 4-6-1
5	San Jose State New Mexico State	9-13-1 (7) 8-11-2
6	Boise State Louisiana Tech	8-9-1 (7) 2-5-3
7	Hawai'i Fresno State	16-17-1 (5) 1-3-1
8	Boise State San Jose State	6-11-3 (8) 5-11-1
9	Fresno State Boise State	6-12-0 (7) 5-7-6
10	Fresno State Hawai'i	4-6-1 (7) 3-13-1
11	Hawai'i Fresno State	14-13-1 (5) 3-6-1

2011 - Bulldog Diamond, Fresno, Calif.

(May 11-14)

Seeds: 1-New Mexico State, 2-Boise State, 3-Fresno State, 4-Hawai'i, 5-Utah State, 6-Louisiana Tech

G	TEAMS	R-H-E-INN
1	Utah State Hawai'i	1-8-2 (7) 6-6-1
2	Louisiana Tech Fresno State	2-3-0 (7) 0-2-0
3	Hawai'i New Mexico State	4-7-3 (7) 5-6-3
4	Louisiana Tech Boise State	2-12-1 (13) 3-9-1
5	Fresno State Hawai'i	2-5-0 (7) 1-9-0
6	Utah State Louisiana Tech	1-7-2 (7) 4-8-0
7	Boise State New Mexico State	0-5-3 (7) 7-7-0
8	Fresno State Louisiana Tech	1-6-0 (7) 0-6-0
9	Boise State Fresno State	2-6-2 (7) 3-5-0
10	New Mexico State Fresno State	5-8-0 (7) 0-4-3

ALL-TOURNAMENT TEAMS

1991

Kelly Brookhart, Creighton (MVP)
Sue Campbell, New Mexico
Deb DiMeglio, Utah
Charmelle Green, Utah
Melissa Halkinrude, Utah
Beth Herod, Creighton
Jody Lunz, New Mexico
Wendy Moon, Creighton
Lisa Perettie, San Diego State
Tracy Rice, Creighton
Amy Timmel, Utah
Janet Womack, Utah

1992

Julie Clancy, San Diego State
Deb DiMeglio, Utah
Julie Garcia, New Mexico
Jennifer Hambly, San Diego State
Michelle Klinetobe, Creighton
Gloria Marcott, New Mexico
Wendy Moon, Creighton
Dena Mullins, New Mexico
Amy ReCouper, Colorado State
Wendy Stewart, Utah
Tina Trujillo, Colorado State
Janet Womack, Utah (MVP)

1999

Angela Cervantez, Fresno State
Janelle Gonzalez, Hawai'i
Sarah Farnworth, Utah
Lisa Hashimoto, Utah
Kristen Hunter, Fresno State
Kellie Labor, San Diego State
Joyce Lum, Hawai'i
Melissa McGie, Hawai'i
Nicole Miller, UNLV
Amanda Scott, Fresno State (MVP)
Lindsay Trevis, Fresno State

2006

Christina Clark, Fresno State
Kaulana Gould, Hawai'i
Brittany Lorenzen, Nevada
Robin Mackin, Fresno State
Jordan McPherson, Nevada (MVP)
Brandi Peiler, Hawai'i
Kristi Randall, New Mexico State
Kate Robinson, Hawai'i
Kymberly Silagyi, Nevada
Tyleen Tausaga, Hawai'i
Kristi Yoshizawa, Hawai'i

2007

Sam Bias, Nevada
Ashley Cameron, Louisiana Tech
Jenna Cervantez, Fresno State
Kelly Harrison, San Jose State
Robin Mackin, Fresno State (MVP)
Jordan McPherson, Nevada
Haley Perkins, Fresno State
Alana Power, Hawai'i
Brittany Puzey, Nevada
Kristi Randall, New Mexico State
Nichole Willis, Fresno State

2008

Audrey Andrade, Hawai'i
Kylie Bassett, Louisiana Tech
Regan Clark, Louisiana Tech
Stephanie Herrera, New Mexico State
Ashley Maroda, New Mexico State
Krisi Oliver, Louisiana Tech (MVP)
Danielle Patrick, Nevada
Brittany Puzey, Nevada
Danielle Sheridan, Louisiana Tech
Sarah Taylor, San Jose State
Richie-Anne Titcomb, Hawai'i
Kate Robinson, Hawai'i

2009

Lisamarie Coronado, Fresno State
Kelli Fangonilo, San Jose State
Haley Gilleland, Fresno State
Katie Holverson, Nevada
Morgan Melloh, Fresno State (MVP)
Noelle Micka, Nevada
Hoku Nohara, New Mexico State
Danielle Patrick, Nevada
Kylie Randall, New Mexico State
Kelly Sweeney, Boise State
Amberly Waits, Louisiana Tech

2010

Kathy Cox, Boise State
Kelli Fangonilo, San Jose State
Haley Gilleland, Fresno State
Melissa Gonzalez, Hawai'i
Katie Grimes, Hawai'i
Natasha Hawkins, San Jose State
Jessica Iwata, Hawai'i
Kelly Majam, Hawai'i (MVP)
Michelle Moses, Fresno State
Caitlin Stiglich, Fresno State
Lela Work, Boise State

2011

Devon Bridges, Boise State
Allie Geisler, Louisiana Tech
Haley Gilleland, Fresno State
Tiare Jennings, New Mexico State
Meghan Krieg, Louisiana Tech
Courtney Moore, Fresno State
Hoku Nohara, New Mexico State
Alex Newman, New Mexico State
Mackenzie Oakes, Fresno State
Valerie Swedberg, New Mexico State (MVP)
Lela Work, Boise State

WAC TOURNAMENT HISTORY

WON-LOSS RECORDS

	BSU	CSU	CU	FS	UH	LTU	NEV	UNLV	UNM	NMSU	SDSU	SJSU	SUU	UTAH	USU	Total
Boise State vs.	—	—	—	0-4	0-1	2-0	—	—	—	1-1	—	2-0	—	—	—	5-6
Colorado State vs.	—	—	2-2	—	—	—	—	—	0-1	—	1-0	—	1-0	0-1	—	4-4
Creighton vs.	—	2-2	—	—	—	—	—	—	1-0	—	1-0	—	1-0	1-2	—	6-4
Fresno State vs.	4-0	—	—	—	3-4	3-2	1-2	—	—	3-1	1-0	1-0	—	2-0	—	18-9
Hawai'i vs.	1-0	—	—	4-3	—	2-2	1-5	1-0	1-0	0-1	—	3-0	—	0-2	1-0	14-13
Louisiana Tech vs.	0-2	—	—	2-3	2-2	—	3-2	—	—	—	—	0-1	—	—	2-0	9-10
Nevada vs.	—	—	—	1-2	5-1	2-3	—	—	—	4-1	—	2-0	—	—	—	14-7
New Mexico vs.	—	1-0	0-1	—	0-1	—	—	—	—	—	2-1	—	1-0	0-3	—	4-6
New Mexico State vs.	1-1	—	—	1-3	1-0	—	1-4	—	—	—	—	2-2	—	—	1-0	7-10
San Diego State vs.	—	0-1	0-1	0-1	—	—	—	—	1-2	—	—	—	1-0	0-1	—	2-6
San Jose State vs.	1-2	—	—	0-1	0-3	—	0-2	—	—	2-2	—	—	—	—	2-0	5-10
Southern Utah vs.	—	0-1	0-1	—	—	—	—	—	0-1	—	0-1	—	—	—	—	0-4
UNLV vs.	—	—	—	—	0-1	—	—	—	—	—	—	—	—	0-1	—	0-2
Utah vs.	—	1-0	2-1	0-2	2-0	—	—	1-0	3-0	—	1-0	—	—	—	—	10-3
Utah State vs.	—	—	—	—	0-1	0-2	—	—	—	0-1	—	0-2	—	—	—	0-6

COMPOSITE RECORDS

School	Appearances	W	L	Pct	Championships
Utah	3 (1991, '92, '99)	10	3	.769	2 (1991, '92)
Fresno State	7 (1999, '06, '07, '08, '09, '10, '11)	18	9	.667	3 (1999, '07, '09)
Nevada	4 (2006, '07, '08, '09)	14	7	.667	1 (2006)
Creighton	2 (1991, '92)	6	4	.600	0
Hawai'i	7 (1999, '06, '07, '08, '09, '10, '11)	14	13	.519	1 (2010)
Colorado State	2 (1991, '92)	4	4	.500	0
Louisiana Tech	6 (2006, '07, '08, '09, '10, '11)	9	10	.474	1 (2008)
Boise State	3 (2009, '10, '11)	5	6	.455	0
New Mexico State	6 (2006, '07, '08, '09, '10, '11)	7	10	.412	1 (2011)
New Mexico	3 (1991, '92, '99)	4	6	.400	0
San Jose State	5 (2006, '07, '08, '09, '10)	5	10	.333	0
San Diego State	3 (1991, '92, '99)	2	6	.250	0
UNLV	1 (1999)	0	2	.000	0
Southern Utah	2 (1991, '92)	0	4	.000	0
Utah State	3 (2007, '08, '11)	0	6	.000	0

WAC TOURNAMENT RECORDS

Most At Bats

Game:	14	Jennifer Fotheringham, Utah (vs. Creighton), 1991 Gaylyn Hoshide, Utah (vs. Creighton), 1991 Laurel Simmons, Utah (vs. Creighton), 1991 Amy Timmel, Utah (vs. Creighton), 1991
Tournament:	35	Wendy Moon, Creighton (six games), 1991

Most Runs

Game:	4	Jessica Iwata, Hawai'i (vs. San Jose State), 2010
Tournament:	8	Melissa Gonzalez, Hawai'i (four games), 2010

Most Hits

Game:	7	Charmelle Green, Utah (vs. Creighton), 1991
Tournament:	11	Charmelle Green, Utah (four games), 1991

Most Doubles

Game:	2	Kelley Kaneshiro, Utah State (vs. Louisiana Tech), 2011 Melissa Gonzalez, Hawai'i (vs. San Jose State), 2010 Brooke Phipps, Fresno State (vs. Boise State), 2010 Makani Duhaylonsod-Kaleimamahu, Hawai'i (vs. Boise State), 2009 Brittany McConnell, San Jose State (vs. Nevada), 2008 Kristi Randall, New Mexico State (vs. Nevada), 2007
Tournament:	3	Jenna Rodriguez, Hawai'i (four games), 2010 Kelly Brookhart, Creighton (six games), 1991 Charmelle Green, Utah (four games), 1991

Most Triples

Game:	1	by several players-last, Katelyn Hill, Louisiana Tech (vs. Utah State), 2011
Tournament:	2	Amanda Tauali'i, Hawai'i (three games), 2009

Most Home Runs

Game:	2	Kathy Cox, Boise State (vs. Fresno State), 2010 Melissa Gonzalez, Hawai'i (vs. San Jose State), 2010 Hoku Nohara, New Mexico State (vs. San Jose State), 2010 Trina Packard, Southern Utah (vs. New Mexico), 1991
Tournament:	4	Kathy Cox, Boise State (five games), 2010

Most RBI

Game:	6	Melissa Gonzalez, Hawai'i (vs. San Jose State), 2010
Tournament:	8	Alex Aguirre, Hawai'i (four games) Kathy Cox, Boise State (five games), 2010 Melissa Gonzalez, Hawai'i (four games) Kelly Majam, Hawai'i (four games)

Most Stolen Bases

Game:	2	Michelle Jones, Louisiana Tech (vs. Utah State), 2011 Kylie Randall, New Mexico State (vs. Nevada), 2009 Julie Garcia, New Mexico (vs. Southern Utah), 1991
Tournament:	3	Jessi Hanna, Boise State (five games), 2010 Julie Garcia, New Mexico (four games), 1991

Most Walks

Game:	6	Wendy Stewart, Utah (vs. Creighton), 1991
Tournament:	7	Deb DeMeglio, Utah (four games), 1991

Most Strikeouts

Game:	20	Janet Womack, Utah (vs. Creighton), 1991
Tournament:	35	Katie Holverson, Nevada (six games), 2009 Morgan Melloh, Fresno State (four games), 2008

Fewest Hits Allowed (Complete Game)

Game:	0	Janet Womack, Utah (vs. Colorado State), 1991
--------------	---	---

Most Innings Pitched

Game:	31	Kelly Brookhart, Creighton (vs. Utah), 1991 Janet Womack, Utah (vs. Creighton), 1991
Tournament:	69	Kelly Brookhart, Creighton (five games), 1991

1995

1. UCLA
2. Arizona
3. UNLV
4. Cal State Fullerton
5. Louisiana-Lafayette
6. Iowa
7. **Cal State Northridge**
8. **Fresno State**
9. Michigan
10. **Hawai'i**
11. Florida State
12. Oklahoma
13. Princeton
14. California
15. Washington
16. South Carolina
17. Oklahoma State
18. Nebraska
19. Notre Dame
20. Nicholls State
21. **Sacramento State**
22. Illinois-Chicago
23. Missouri
24. Illinois State
25. Connecticut

1996

1. Arizona
2. Washington
3. UCLA
4. Iowa
5. Louisiana-Lafayette
6. California
7. Michigan
8. **Fresno State**
9. Cal State Fullerton
10. South Carolina
11. Cal State Northridge
12. Oklahoma
13. Florida State
14. Princeton
15. Oklahoma State
16. South Florida
17. Nebraska
18. UNLV
19. Minnesota
20. Long Beach State
21. Texas A&M
22. Nicholls State
23. Indiana
24. Notre Dame
25. Boston University

1997

1. Arizona
2. UCLA
3. **Fresno State**
4. Washington
5. Iowa
6. Michigan
7. South Carolina
8. Massachusetts
9. **Colorado State**
10. Oklahoma State
11. California
12. Missouri
13. Louisiana-Lafayette
14. South Florida
15. Long Beach State
16. **Utah**
17. Kansas
18. Oklahoma
19. Cal State Northridge
20. Louisiana-Monroe
21. DePaul
22. Central Michigan
23. Arizona State
24. Michigan State
25. Nebraska

1998

1. **Fresno State**
2. Arizona
3. Washington
4. Oklahoma State
5. Nebraska
6. Michigan
7. Texas
8. South Florida
9. Massachusetts
10. DePaul
11. Oklahoma
12. Stanford
13. LSU
14. **Hawai'i**
15. Arizona State
16. Minnesota
17. Florida State
18. Long Beach State
19. Iowa
20. Oregon
21. Illinois-Chicago
22. California
23. Cal State Northridge
24. Texas Tech
25. Florida

1999

1. UCLA
2. Washington
3. DePaul
4. California
5. **Fresno State**
6. Arizona
7. Arizona State
8. Southern Mississippi
9. Louisiana-Lafayette
10. Oregon State
11. LSU
12. Maryland
13. Illinois-Chicago
14. Michigan State
15. Missouri
16. Michigan
17. Massachusetts
18. Texas
19. South Carolina
20. Nebraska
21. **Hawai'i**
22. Minnesota
23. Oklahoma
24. Texas Tech
25. Oregon

2000

1. Oklahoma
2. UCLA
3. Arizona
4. Southern Mississippi
5. Washington
6. Alabama
7. California
8. DePaul
9. LSU
- T-10. Arizona State
- T-10. Fresno State**
12. Oregon State
13. Michigan
14. Nebraska
15. Iowa
16. Oregon
17. Florida State
18. Stanford
19. Cal State Fullerton
20. Utah
21. Mississippi State
- T-22. Louisiana-Lafayette
- T-22. South Carolina
24. Notre Dame
25. Florida

2001

1. Arizona
2. UCLA
3. LSU
4. Stanford
5. Oklahoma
6. California
7. Iowa
8. Michigan
9. Arizona State
10. Alabama
11. Notre Dame
12. Cal State Fullerton
13. Washington
14. Nebraska
15. Florida State
16. Southwest Texas State
17. Louisiana-Lafayette
18. Pacific
19. DePaul
20. Oregon State
21. South Florida
22. **Fresno State**
23. South Carolina
24. San Diego State
25. Massachusetts

2002

1. California
2. Arizona
3. Arizona State
4. Florida State
5. UCLA
6. Nebraska
7. Michigan
8. Oklahoma
9. LSU
10. Cal State Fullerton
11. DePaul
12. South Carolina
13. Ohio State
14. Washington
15. Stanford
16. Texas
17. **Fresno State**
18. Georgia Tech
19. Notre Dame
20. Pacific
21. Texas A&M
22. Georgia
23. Massachusetts
24. Oregon State
25. Florida Atlantic

2003

1. UCLA
2. California
3. Arizona
4. Texas
5. Oklahoma
6. Washington
7. Alabama
8. Louisiana-Lafayette
9. DePaul
10. Cal State Fullerton
11. Georgia
12. Michigan
13. Nebraska
14. Oklahoma State
15. LSU
16. Oregon
- T-17. Iowa
- T-17. Texas A&M
19. Florida State
20. Arizona State
21. South Carolina
22. Southern Illinois
23. Stanford
24. Michigan State
25. South Florida

2004

1. UCLA
2. California
3. LSU
4. Stanford
5. Florida State
6. Oklahoma
7. Washington
8. Arizona
9. Michigan
10. Louisiana-Lafayette
11. Georgia
12. Oregon
13. Alabama
14. Nebraska
15. Oregon State
16. South Florida
17. Illinois
18. Tennessee
19. Baylor
19. Long Beach State
21. Hofstra
22. Georgia Tech
23. Auburn
24. Southern Illinois
- 25. Fresno State**

2005

1. UCLA
2. California
3. LSU
4. Stanford
5. Florida State
6. Oklahoma
7. Washington
8. Arizona
9. Michigan
10. Louisiana-Lafayette
11. Georgia
12. Oregon
13. Alabama
14. Nebraska
15. Oregon State
16. South Florida
17. Illinois
18. Tennessee
- T-19. Baylor
- T-19. Long Beach State
21. Hofstra
22. Georgia Tech
23. Auburn
24. Southern Illinois
- 25. Fresno State**

2006

1. Arizona
2. Northwestern
3. Tennessee
4. UCLA
5. Texas
6. Arizona State
7. Alabama
8. Oregon State
9. California
10. Michigan
11. LSU
12. Stanford
13. Georgia
14. Nebraska
15. Washington
16. UL-Lafayette
17. Louisville
18. South Florida
18. Oklahoma
20. Baylor
21. Auburn
22. Texas A&M
- 23. Fresno State**
24. Massachusetts
25. Florida State

2007

1. Arizona (24)
2. Tennessee
3. Washington
4. Northwestern
5. Baylor
6. DePaul
7. Texas A&M
8. Arizona State
9. Alabama
10. LSU
11. Oklahoma
- 12. Hawai'i**
13. Michigan
14. Florida
15. Oregon State
16. CS Fullerton
17. Virginia Tech
18. UCLA
19. Georgia Tech
20. Stanford
21. South Carolina
22. Oregon
23. Ohio State
24. Texas
- T-25. Fresno State**
- T-25. Missouri

2008

1. Arizona State
2. Texas A&M
3. Florida
4. Alabama
5. UCLA
6. UL-Lafayette
7. Arizona
8. Virginia Tech
9. Michigan
10. Oklahoma
11. Stanford
12. Northwestern
13. Houston
14. Tennessee
- 15. Fresno State**
16. California
17. Georgia
18. LSU
19. Missouri
20. North Carolina
- 21. Nevada**
22. DePaul
23. Long Beach State
24. San Diego State
25. Massachusetts

2009

1. Washington (30)
2. Florida
3. Alabama
4. Georgia
5. Arizona State
6. Michigan
7. Arizona
8. Missouri
9. UCLA
10. Stanford
11. California
12. Ohio State
13. Georgia Tech
14. Massachusetts
15. Baylor
16. Oklahoma
17. North Carolina
18. Northwestern
19. LSU
20. Tennessee
21. North Dakota State
22. Florida State
23. DePaul
24. Jacksonville State
25. Louisiana-Lafayette

2010

1. UCLA (30)
2. Arizona
3. Georgia
4. Tennessee
5. Washington
6. Florida
- 7. Hawai'i**
8. Missouri
9. Alabama
10. Michigan
11. Oklahoma
12. Arizona State
13. California
14. Oregon
15. Brigham Young
16. Louisiana-Lafayette
17. Georgia Tech
18. Texas
19. LSU
20. Texas A&M
21. Stanford
22. Ohio State
23. Oklahoma State
24. North Carolina
25. Illinois

2011

1. Arizona State
2. Florida
3. Alabama
4. Baylor
5. California
6. Missouri
7. Oklahoma
8. Oklahoma State
9. Georgia
10. Stanford
11. Arizona
12. Washington
13. Kentucky
14. Texas A&M
15. Oregon
16. Houston
17. Michigan
18. Tennessee
19. UCLA
20. Texas
21. Nebraska
22. LSU
23. Louisiana-Lafayette
24. Tulsa
25. DePaul

Thursday, Feb. 9

Brigham Young vs. Oregon State, noon
(Kajikawa Classic)
Seattle U. at Hawai'i, 6 p.m.
(Paradise Classic)
Toledo at Fresno State, 7 p.m.
(Fresno State Kick-Off)
San Jose State at Arizona State, 7:30 p.m.
(Kajikawa Classic)

Friday, Feb. 10

Brigham Young vs. Texas A&M, 11 a.m.
(Kajikawa Classic)
Utah State vs. North Carolina State, 11 a.m.
(Red & Black Showcase)
Nevada vs. Boise State, 11:15 a.m.
(Aggie Stampede)
Brigham Young vs. Texas State, 1:30 p.m.
(Kajikawa Classic)
San Jose State vs. Washington, 2 p.m.
(Kajikawa Classic)
Utah State vs. Army, 3 p.m.
(Red & Black Showcase)
Louisiana Tech vs. Michigan, 3:30 p.m.
(LSU Tournament)
Indiana at New Mexico State, 5:30 p.m.
(Hotel Encanto Invitational)
UMKC at Hawai'i, 6 p.m.
(Paradise Classic)
North Dakota State at Fresno State, 7 p.m.
(Fresno State Kick-Off)
DePaul at Hawai'i, 8 p.m.
(Paradise Classic)
San Jose State vs. Cal Poly, 8:30 p.m.
(Kajikawa Classic)

Saturday, Feb. 11

Nevada vs. Boise State, 9 a.m.
(Aggie Stampede)
Utah State vs. St. John's, 9 a.m.
(Red & Black Showcase)
Louisiana Tech vs. Penn State, 10 a.m.
(LSU Tournament)
Brigham Young vs. Oregon, 11 a.m.
(Kajikawa Classic)
Utah State at Georgia, 11 a.m.
(Red & Black Showcase)
San Jose State vs. Oregon, 1:30 p.m.
(Kajikawa Classic)
UC Riverside at Fresno State, 2 p.m.
(Fresno State Kick-Off)
Nevada at UC Davis, 3 p.m.
(Aggie Stampede)
Brigham Young vs. UC Santa Barbara, 4 p.m.
(Kajikawa Classic)
Sacramento State at Fresno State, 4:15 p.m.
(Fresno State Kick-Off)
Louisiana Tech vs. Michigan, 5:30 p.m.
(LSU Tournament)

Santa Clara at New Mexico State, 5:30 p.m.
(Hotel Encanto Invitational)
San Jose State vs. Texas A&M, 7 p.m.
(Kajikawa Classic)
TBD at Hawai'i, TBD
(Paradise Classic)
TBD at Hawai'i, TBD
(Paradise Classic)

Sunday, Feb. 12

Nevada vs. Loyola Marymount, 9 a.m.
(Aggie Stampede)
Utah State vs. Campbell, 9 a.m.
(Red & Black Showcase)
UIC at New Mexico State, 9:30 a.m.
(Hotel Encanto Invitational)
Saint Mary's at New Mexico State, noon
(Hotel Encanto Invitational)
Louisiana Tech at LSU, 12:30 p.m.
(LSU Tournament)
Nevada at UC Davis, 1 p.m.
(Aggie Stampede)
Long Beach State at Fresno State, 2 p.m.
(Fresno State Kick-Off)

Monday, Feb. 13

UMKC at Hawai'i, 6 p.m.

Tuesday, Feb. 14

Southeastern Louisiana at LA Tech (DH), 3 p.m.
Pacific at Fresno State, 6 p.m.
UTEP at New Mexico State, 6 p.m.
(Hotel Encanto Invitational)

Thursday, Feb. 16

Brigham Young vs. Portland State, 3 p.m.
(Louisville Slugger Desert Classic)
Hawai'i vs. Memphis, 7:30 p.m.
(Louisville Slugger Desert Classic)

Friday, Feb. 17

San Jose State vs. Utah, 9 a.m.
(Louisville Slugger Desert Classic)
Nevada vs. Pacific, 10 a.m.
(Stanford Nike Invitational)
Hawai'i vs. Portland State, 11:15 a.m.
(Louisville Slugger Desert Classic)
Weber State at New Mexico State, 11:30 a.m.
(Troy Cox Classic)
Nevada vs. Bradley, noon
(Stanford Nike Invitational)
Louisiana Tech vs. Northwestern State, 1:30 p.m.
(ULL Tournament)
San Jose State vs. Ohio State, 1:30 p.m.
(Louisville Slugger Desert Classic)
Utah State vs. Cal State Northridge, 1:30 p.m.
(Louisville Slugger Desert Classic)
Brigham Young vs. CS Northridge, 3:45 p.m.
(Louisville Slugger Desert Classic)

Hawai'i vs. UC Riverside, 3:45 p.m.
(Louisville Slugger Desert Classic)
Nebraska at New Mexico State, 4 p.m.
(Troy Cox Classic)
Louisiana Tech vs. Northwestern, 5 p.m.
(ULL Tournament)
Brigham Young vs. Memphis, 6 p.m.
(Louisville Slugger Desert Classic)
Utah State vs. UC Riverside, 6 p.m.
(Louisville Slugger Desert Classic)

Saturday, Feb. 18

Louisiana Tech vs. UTEP, 8 a.m.
(ULL Tournament)
San Jose State vs. California, 9 a.m.
(Louisville Slugger Desert Classic)
Brigham Young vs. Indiana, 11:15 a.m.
(Louisville Slugger Desert Classic)
Nevada at Stanford, noon
(Stanford Nike Invitational)
Santa Clara at Fresno State, 1 p.m.
Brigham Young vs. DePaul, 1:30 p.m.
(Louisville Slugger Desert Classic)
San Jose State vs. UC Riverside, 1:30 p.m.
(Louisville Slugger Desert Classic)
Stephen F. Austin at New Mexico State, 2 p.m.
(Troy Cox Classic)
Cal State Fullerton at Fresno State, 3:30 p.m.
Hawai'i vs. Cal State Northridge, 3:45 p.m.
(Louisville Slugger Desert Classic)
Utah State vs. Indiana, 3:45 p.m.
(Louisville Slugger Desert Classic)
Colorado State at New Mexico State, 4 p.m.
(Troy Cox Classic)
Hawai'i vs. Idaho State, 6 p.m.
(Louisville Slugger Desert Classic)
Nevada vs. TBD, TBD
(Stanford Nike Invitational)

Sunday, Feb. 19

Louisiana Tech vs. North Carolina, 9 a.m.
(ULL Tournament)
Nebraska at New Mexico State, 9 a.m.
(Troy Cox Classic)
San Jose State vs. Idaho State, 11:15 a.m.
(Louisville Slugger Desert Classic)
Utah State vs. Texas Tech, 11:15 a.m.
(Louisville Slugger Desert Classic)
Cal State Fullerton at Fresno State, 1 p.m.
Hawai'i at UNLV, 1:30 p.m.
Colorado State at New Mexico State, 1:30 p.m.
(Troy Cox Classic)
Utah State vs. LSU, 1:30 p.m.
(Louisville Slugger Desert Classic)
Santa Clara at Fresno State, 3:30 p.m.
Louisiana Tech at UL-Lafayette, 4 p.m.
(ULL Tournament)
Nevada vs. TBD, TBD
(Stanford Nike Invitational)

2012 COMPOSITE SCHEDULE

Monday, Feb. 20

Utah State at Southern Utah (DH), 11 a.m.

Tuesday, Feb. 21

Louisiana Tech at Central Arkansas, 5 p.m.

New Mexico State at UTEP, 5 p.m.

Wednesday, Feb. 22

Sacramento State at San Jose State, 2:30 p.m.

Thursday, Feb. 23

Fresno State vs. Iowa State, 10:30 a.m.

(Cathedral City Classic)

Brigham Young vs. Oklahoma State, 1 p.m.

(Cathedral City Classic)

Fresno State vs. Arizona, 1 p.m.

(Cathedral City Classic)

Brigham Young vs. Pacific, 3:30 p.m.

(Cathedral City Classic)

Friday, Feb. 24

Nevada at UC Santa Barbara, 9 a.m.

(Gaucho Classic)

Brigham Young vs. Florida, 10 a.m.

(Cathedral City Classic)

Fresno State vs. Ohio State, 10 a.m.

(Cathedral City Classic)

Nevada vs. UNLV, noon

(Gaucho Classic)

CS Bakersfield at San Jose State (DH), noon

Fresno State vs. Iowa, 12:30 p.m.

(Cathedral City Classic)

Brigham Young vs. Texas A&M, 1 p.m.

(Cathedral City Classic)

New Mexico State vs. San Diego State, 8 p.m.

(Cathedral City Classic)

Saturday, Feb. 25

Louisiana Tech vs. IUPUI, 9 a.m.

(Southern Miss Tournament)

Nevada vs. San Diego, 10 a.m.

(Gaucho Classic)

CS Bakersfield at San Jose State (DH), noon

Fresno State vs. UCLA, 12:30 p.m.

(Cathedral City Classic)

New Mexico State vs. California, 1 p.m.

(Cathedral City Classic)

Louisiana Tech at Southern Miss, 2 p.m.

(Southern Miss Tournament)

Nevada vs. Houston, 2 p.m.

(Gaucho Classic)

New Mexico State vs. Long Island, 6 p.m.

(Cathedral City Classic)

Brigham Young vs. Long Island, 8 p.m.

(Cathedral City Classic)

Sunday, Feb. 26

Louisiana Tech vs. IUPUI, 8 a.m.

(Southern Miss Tournament)

Nevada at UC Santa Barbara, 9 a.m.

(Gaucho Classic)

New Mexico State vs. Oregon, 9 a.m.

(Cathedral City Classic)

New Mexico State vs. Stanford, 11 a.m.

(Cathedral City Classic)

Louisiana Tech vs. Mississippi Valley State, 1 p.m.

(Southern Miss Tournament)

Tuesday, Feb. 28

San Jose State at Sacramento State, 2:30 p.m.

Wednesday, Feb. 29

Louisiana Tech at Stephen F. Austin, 4 p.m.

Thursday, March 1

Brigham Young at San Diego State, 7 p.m.

(San Diego Classic I)

Friday, March 2

Nevada vs. Long Beach State, 11 a.m.

(San Diego Classic I)

Brigham Young vs. CS Northridge, 11:30 a.m.

(San Diego Classic I)

Southern Utah at San Jose State (DH), noon

(Deanna Mauer Super Series)

Nevada at San Diego, 1 p.m.

(San Diego Classic I)

Louisiana Tech vs. Columbia, 1:30 p.m.

(Mississippi State Tournament)

New Mexico State vs. Illinois, 1:30 p.m.

(Eller Media Stadium Classic)

Fresno State vs. Cal State Northridge, 2 p.m.

(San Diego Classic I)

Brigham Young vs. St. Joseph's, 4 p.m.

(San Diego Classic I)

Utah State at San Diego, 4:15 p.m.

(San Diego Classic I)

Fresno State at San Diego State, 4:30 p.m.

(San Diego Classic I)

Louisiana Tech at Mississippi State, 5:30 p.m.

(Mississippi State Tournament)

Radford at Hawai'i, 6 p.m.

(Bank of Hawai'i Invitational)

New Mexico State at UNLV, 6 p.m.

(Eller Media Stadium Classic)

Utah State vs. Long Beach State, 6:45 p.m.

(San Diego Classic I)

Saturday, March 3

New Mexico State vs. Seton Hall, 9 a.m.

(Eller Media Stadium Classic)

Fresno State vs. Saint Joseph's, 11:15 a.m.

(San Diego Classic I)

New Mexico State vs. Florida Atlantic, 11:15 a.m.

(Eller Media Stadium Classic)

Southern Utah at San Jose State, 11:15 a.m.

(Deanna Mauer Super Series)

Brigham Young vs. Long Beach State, 11:30 a.m.

(San Diego Classic I)

Santa Clara at San Jose State, 1:30 p.m.

(Deanna Mauer Super Series)

Utah State vs. Cal Poly, 1:30 p.m.

(San Diego Classic I)

UC Santa Barbara at Hawai'i, 3 p.m.

(Bank of Hawai'i Invitational)

Louisiana Tech vs. Eastern Illinois, 3 p.m.

(Mississippi State Tournament)

Nevada at San Diego State, 4 p.m.

(San Diego Classic I)

Utah State vs. Cal State Northridge, 4 p.m.

(San Diego Classic I)

Fresno State at San Diego, 4:30 p.m.

(San Diego Classic I)

Florida State at Hawai'i, 5 p.m.

(Bank of Hawai'i Invitational)

Nevada vs. Cal State Northridge, 6 p.m.

(San Diego Classic I)

Brigham Young vs. Charlotte, 6:30 p.m.

(San Diego Classic I)

Louisiana Tech vs. Samford, 7 p.m.

(Mississippi State Tournament)

Sunday, March 4

Fresno State vs. Charlotte, 9 a.m.

(San Diego Classic I)

Nevada vs. Cal Poly, 9 a.m.

(San Diego Classic I)

Utah State vs. St. Joseph's, 9 a.m.

(San Diego Classic I)

Louisiana Tech vs. Eastern Illinois, 11 a.m.

(Mississippi State Tournament)

New Mexico State vs. Seton Hall, 11:15 a.m.

(Eller Media Stadium Classic)

Santa Clara at San Jose State, 12:15 p.m.

(Deanna Mauer Super Series)

TBD at Hawai'i, TBD

(Bank of Hawai'i Invitational)

TBD at Hawai'i, TBD

(Bank of Hawai'i Invitational)

Tuesday, March 6

Pacific at San Jose State, 2 p.m.

Louisiana Tech at Baylor (DH), 4 p.m.

Florida State at Hawai'i, 6 p.m.

Valparaiso at New Mexico State, 6 p.m.

Wednesday, March 7

Sacramento State at Nevada (DH), 1 p.m.

Brigham Young at Utah, 3:30 p.m.

Thursday, March 8

Radford at Hawai'i, 6 p.m.
(Pepsi Malihini Kipa Aloha Tournament)

Friday, March 9

New Mexico State vs. Creighton, 9 a.m.
(Diamond Devil Invitational)
Utah State vs. Pittsburgh, 11:30 a.m.
(Long Beach State Invitational)
San Jose State vs. Saint Mary's, noon
(SCU Invitational)
Louisiana Tech at Auburn, 12:30 p.m.
(Auburn Tournament)
San Diego at Nevada, 12:45 p.m.
(Wolf Pack Classic)
New Mexico State vs. Valparaiso, 1 p.m.
(Diamond Devil Invitational)
Utah State vs. North Carolina, 2 p.m.
(Long Beach State Invitational)
San Jose State vs. UC Santa Barbara, 2:15 p.m.
(SCU Invitational)
Wisconsin at Nevada, 3 p.m.
(Wolf Pack Classic)
Connecticut at Fresno State, 4:30 p.m.
(Bayer Cropsience Classic)
Marist at Hawai'i, 6 p.m.
(Pepsi Malihini Kipa Aloha Tournament)
Oregon at Fresno State, 7 p.m.
(Bayer Cropsience Classic)
Robert Morris at Hawai'i, 8 p.m.
(Pepsi Malihini Kipa Aloha Tournament)
Louisiana Tech vs. Evansville, 8 p.m.
(Auburn Tournament)

Saturday, March 10

Utah State vs. Michigan State, 11:30 a.m.
(Long Beach State Invitational)
Wisconsin at Nevada, 12:45 p.m.
(Wolf Pack Classic)
Purdue at Fresno State, 3:15 p.m.
(Bayer Cropsience Classic)
New Mexico State vs. East Carolina, 3:30 p.m.
(Diamond Devil Invitational)
San Diego at Nevada, 3:45 p.m.
(Wolf Pack Classic)
San Jose State vs. James Madison, 3:45 p.m.
(Stanford Louisville Slugger Classic)
Southern Illinois at Hawai'i, 4 p.m.
(Pepsi Malihini Kipa Aloha Tournament)
Connecticut at Fresno State, 5:30 p.m.
(Bayer Cropsience Classic)
Louisiana Tech vs. George Washington, 5:30 p.m.
(Auburn Tournament)
Louisiana Tech vs. Presbyterian, 8 p.m.
(Auburn Tournament)
San Jose State vs. Cal Poly, 8:15 p.m.
(Stanford Louisville Slugger Classic)

Sunday, March 11

Wisconsin at Nevada, 10 a.m.
(Wolf Pack Classic)
New Mexico State vs. Pacific, 11 a.m.
(Diamond Devil Invitational)
San Jose State vs. Colorado State, 11:15 a.m.
(Stanford Louisville Slugger Classic)
Utah State vs. Cal State Fullerton, 11:15 a.m.
(Long Beach State Invitational)
Louisiana Tech vs. Drexel, 11:30 a.m.
(Auburn Tournament)
San Diego at Nevada, noon
(Wolf Pack Classic)
New Mexico State at Arizona State, 1 p.m.
(Diamond Devil Invitational)
California at Fresno State, 3 p.m.
(Bayer Cropsience Classic)
Utah State vs. UCLA, 1:30 p.m.
(Long Beach State Invitational)
Butler at Fresno State, 5 p.m.
(Bayer Cropsience Classic)
San Jose State at Stanford, 3:45 p.m.
(Stanford Louisville Slugger Classic)
TBD at Hawai'i, TBD
(Pepsi Malihini Kipa Aloha Tournament)
TBD at Hawai'i, TBD
(Pepsi Malihini Kipa Aloha Tournament)

Monday, March 12

Utah State vs. Harvard, noon
Utah State at Loyola Marymount, 2 p.m.

Tuesday, March 13

Central Arkansas at Louisiana Tech, 5 p.m.
Butler at Fresno State, 6 p.m.
Texas at Hawai'i, 6 p.m.
(Chevron Spring Fling Tournament)
Purdue at Fresno State, 8 p.m.

Wednesday, March 14

New Mexico at New Mexico State, 4 p.m.
Ole Miss at Louisiana Tech, 5 p.m.
Marist at Hawai'i, 6:30 p.m.
(Chevron Spring Fling Tournament)

Thursday, March 15

Brigham Young vs. Purdue, 11 a.m.
(Judi Garman Classic)
Brigham Young vs. Arizona State, 5:30 p.m.
(Judi Garman Classic)
Fresno State vs. Virginia, 5:30 p.m.
(Judi Garman Classic)
California at Hawai'i, 6:30 p.m.
(Chevron Spring Fling Tournament)
Fresno State vs. DePaul, 7:30 p.m.
(Judi Garman Classic)

Friday, March 16

Fresno State vs. Arizona State, 11 a.m.
(Judi Garman Classic)
San Jose State vs. Wisconsin, 11:15 a.m.
(Gaucho Classic II)
San Jose State vs. Oklahoma State, 1:45 p.m.
(Gaucho Classic II)
Fresno State vs. Louisiana-Lafayette, 3:30 p.m.
(Judi Garman Classic)
Utah State at Boise State, 4 p.m.
(SpringHill Suites Invitational I)
Texas A&M at Hawai'i, 6:30 p.m.
(Chevron Spring Fling Tournament)
Brigham Young vs. UC Davis, 7:30 p.m.
(Judi Garman Classic)

Saturday, March 17

San Jose State vs. Oklahoma State, 9 a.m.
(Gaucho Classic II)
Utah State vs. Portland State, 10 a.m.
(SpringHill Suites Invitational I)
Brigham Young vs. Arizona, 11 a.m.
(Judi Garman Classic)
Utah State vs. Minnesota, noon
(SpringHill Suites Invitational I)
UT Arlington at Louisiana Tech (DH), 1 p.m.
Brigham Young vs. Penn State, 3:30 p.m.
(Judi Garman Classic)
Fresno State vs. Penn State, 3:30 p.m.
(Judi Garman Classic)
Winthrop at Hawai'i, 4 p.m.
(Chevron Spring Fling Tournament)
San Jose State vs. Wisconsin, 4 p.m.
(Gaucho Classic II)

Sunday, March 18

Utah State vs. Portland State, 10 a.m.
(SpringHill Suites Invitational I)
San Jose State at UC Santa Barbara, 11:45 a.m.
(Gaucho Classic II)
Utah State vs. Idaho State, noon
(SpringHill Suites Invitational I)

Monday, March 19

Cal Poly at Fresno State (DH), 3 p.m.

Tuesday, March 20

McNeese State at Louisiana Tech (DH), 4 p.m.
Idaho State at Brigham Young, 6 p.m.

Wednesday, March 21

New Mexico State at Arizona (DH), 4 p.m.

Friday, March 23

*Fresno State at Nevada, 3 p.m.
*New Mexico State at Brigham Young, 6 p.m.
*San Jose State at Hawai'i, 6 p.m.
*Utah State at Louisiana Tech, 6 p.m.

2012 COMPOSITE SCHEDULE

Saturday, March 24

- *Fresno State at Nevada (DH), 1 p.m.
- *Utah State at Louisiana Tech (DH), 1 p.m.
- *New Mexico State at Brigham Young (DH), 1:30 p.m.
- *San Jose State at Hawai'i (DH), 2 p.m.

Tuesday, March 27

- UMKC at Brigham Young (DH), 5 p.m.
- UC Santa Barbara at Fresno State, 6 p.m.

Wednesday, March 28

- San Jose State at Saint Mary's (DH), 2 p.m.
- Utah State at Utah, 4 p.m.

Thursday, March 29

- Nevada at Weber State (DH), 3 p.m.

Friday, March 30

- *Nevada at Utah State (DH), 2 p.m.
- *Louisiana Tech at San Jose State, 3 p.m.
- *Brigham Young at Fresno State, 6 p.m.
- *Hawai'i at New Mexico State, 6 p.m.

Saturday, March 31

- *Louisiana Tech at San Jose State (DH), noon
- *Brigham Young at Fresno State (DH), 1 p.m.
- *Nevada at Utah State, 1 p.m.
- *Hawai'i at New Mexico State (DH), 4 p.m.

Tuesday, April 3

- Hawai'i at Utah, 4 p.m.
- Southern Utah at Brigham Young, 6 p.m.
- Utah State at Utah Valley, 4 p.m.

Wednesday, April 4

- UNLV at Fresno State (DH), 5 p.m.
- Hawai'i at Utah Valley State, 5 p.m.
- Northwestern State at Louisiana Tech, 6 p.m.

Friday, April 6

- *San Jose State at Nevada, 3 p.m.
- *Hawai'i at Brigham Young, 6 p.m.
- *Utah State at Fresno State, 6 p.m.
- *New Mexico State at Louisiana Tech, 6 p.m.

Saturday, April 7

- *Utah State at Fresno State (DH), 1 p.m.
- *New Mexico State at Louisiana Tech (DH), 1 p.m.
- *Hawai'i at Brigham Young (DH), 1:30 p.m.
- *San Jose State at Nevada (DH), 1 p.m.

Monday, April 9

- Brigham Young at Idaho State, 4 p.m.

Tuesday, April 10

- Utah Valley at Utah State, 4 p.m.
- New Mexico State at New Mexico, 4:30 p.m.
- Louisiana Tech at Northwestern State, 6 p.m.

Wednesday, April 11

- Weber State at Utah State, 4 p.m.
- Utah Valley at Brigham Young, 6 p.m.

Thursday, April 12

- Nevada at UTEP (DH), 3 p.m.

Friday, April 13

- *Fresno State at San Jose State, 3 p.m.
- *Utah State at Brigham Young, 6 p.m.
- *Louisiana Tech at Hawai'i, 6 p.m.
- *Nevada at New Mexico State, 6 p.m.

Saturday, April 14

- *Fresno State at San Jose State (DH), noon
- *Utah State at Brigham Young (DH), 1:30 p.m.
- *Louisiana Tech at Hawai'i (DH), 2 p.m.
- *Nevada at New Mexico State (DH), 4 p.m.

Tuesday, April 17

- Stanford at San Jose State, 4 p.m.

Wednesday, April 18

- Idaho State at Utah State, 4 p.m.

Friday, April 20

- *San Jose State at Utah State (DH), 2 p.m.
- *Hawai'i at Nevada, 3 p.m.
- *Brigham Young at Louisiana Tech, 6 p.m.
- *New Mexico State at Fresno State, 6 p.m.

Saturday, April 21

- *San Jose State at Utah State, noon
- *Brigham Young at Louisiana Tech (DH), 1 p.m.
- *New Mexico State at Fresno State (DH), 1 p.m.
- *Hawai'i at Nevada (DH), 1 p.m.

Tuesday, April 24

- Utah State at Idaho State, 4 p.m.
- Brigham Young at Southern Utah (DH), 1 p.m.

Wednesday, April 25

- Stephen F. Austin at Louisiana Tech, 6 p.m.

Thursday, April 26

- Nevada at Jackson State (DH), 3 p.m.
- San Jose State at Utah Valley, 5 p.m.

Friday, April 27

- *San Jose State at Brigham Young, 6 p.m.
- *Fresno State at Hawai'i, 6 p.m.
- *Nevada at Louisiana Tech, 6 p.m.
- *Utah State at New Mexico State, 6 p.m.

Saturday, April 28

- *Nevada at Louisiana Tech (DH), 1 p.m.
- *San Jose State at Brigham Young (DH), 1:30 p.m.
- *Fresno State at Hawai'i (DH), 2 p.m.
- *Utah State at New Mexico State (DH), 4 p.m.

Wednesday, May 2

- Brigham Young at Utah Valley, 5 p.m.

Friday, May 4

- *Brigham Young at Nevada, 3 p.m.
- *New Mexico State at San Jose State, 3 p.m.
- *Louisiana Tech at Fresno State, 6 p.m.

Saturday, May 5

- *New Mexico State at San Jose State (DH), noon
- *Brigham Young at Nevada (DH), 1 p.m.
- *Louisiana Tech at Fresno State (DH), 1 p.m.
- *Hawai'i at Utah State, 2 p.m.

Sunday, May 6

- *Hawai'i at Utah State (DH), noon

Wednesday-Saturday, May 9-12

- WAC Tournament (Las Cruces, N.M.)

Thursday-Sunday, May 17-20

- NCAA Regionals

Thursday-Sunday, May 24-27

- NCAA Super Regionals

Thursday-Wednesday, May 31-June 6

- Women's College World Series (Oklahoma City)

*WAC Game

All times local to playing site/Subject to change



4G LTE



THE FASTEST, MOST ADVANCED 4G NETWORK IN AMERICA

LTE is a trademark of ETSI. Network details & coverage maps at vzw.com.
© 2011 Verizon Wireless.



Official Wireless Provider of the
Western Athletic Conference



RULE THE AIR