



ALL-ACCESS ALL-ACCESS ALL-ACCESS ALL-ACCESS ALL-ACCESS ALL-ACCESS ALL-ACCESS ALL-ACCESS ALL-ACCESS ALL-ACCESS



**TRAINING
CAMP**

2013

PRESENTED BY



Philadelphia Eagles

2013 Schedule



Contacts: Derek Boyko, Ryan Nissan, Brett Strohsacker, Anthony Bonagura, Alex Zerker, Bradley Heimowitz

EAGLES 2013 SCHEDULE

PRESEASON

Day	Date	Opponent	Time
Friday	August 9	New England	7:30 PM
Thursday	August 15	Carolina	7:30 PM
Saturday	August 24	at Jacksonville	7:30 PM
Thursday	August 29	at New York Jets	7:00 PM

REGULAR SEASON

Day	Date	Opponent	Time
Monday	September 9	at Washington	7:10 PM
Sunday	September 15	San Diego	1:00 PM
Thursday	September 19	Kansas City	8:25 PM
Sunday	September 29	at Denver	4:25 PM
Sunday	October 6	at New York Giants	1:00 PM
Sunday	October 13	at Tampa Bay	1:00 PM
Sunday	October 20	Dallas	1:00 PM
Sunday	October 27	New York Giants	1:00 PM
Sunday	November 3	at Oakland	4:05 PM
Sunday	November 10	at Green Bay	1:00 PM
Sunday	November 17	Washington	1:00 PM
Sunday	November 24	BYE	
Sunday	December 1	Arizona	1:00 PM
Sunday	December 8	Detroit	1:00 PM
Sunday	December 15	at Minnesota	1:00 PM
Sunday	December 22	Chicago	1:00 PM
Sunday	December 29	at Dallas	1:00 PM

POSTSEASON

Wild Card Playoffs	January 4-5
Divisional Playoffs	January 11-12
AFC/NFC Championship Games	January 19
Pro Bowl (Honolulu, HI)	January 26
Super Bowl 48 (East Rutherford, NJ)	February 2

TEAM INFORMATION

Mailing Address: Philadelphia Eagles, NovaCare Complex
One NovaCare Way, Philadelphia, PA 19145

Stadium: Lincoln Financial Field (69,144 capacity), Natural Grass

Phone: 215-463-2500


Website: PhiladelphiaEagles.com

Team Colors: Midnight Green (PMS 316), Silver, Black and White

Training Camp: NovaCare Complex, Philadelphia, PA

Ticket Office: 215-463-5500

BACK TO FOOTBALL



A real-time version of the Eagles media guide is available online at PhiladelphiaEagles.com by clicking MEDIA GUIDE under the TEAM tab on the home page. The media guide is updated on a daily basis by the Eagles media relations staff.

Philadelphia Eagles

2013 Training Camp Information



The Philadelphia Eagles announced their full training camp schedule for this summer, featuring five training camp practices at Lincoln Financial Field that will be free and open to the public with a variety of fan-focused activities surrounding practice, including music in the HeadHouse Plaza, opportunities to meet Eagles alumni, chances to get an autograph from a current player, interaction with Eagles Cheerleaders and more. "Our goal is to have a fun atmosphere for fans as they get an up-close look at the team," said Eagles President Don Smolenski. "There will be special events surrounding every practice including an opportunity for all kids 14 and under to catch a pass from Eagles alumni on the field after practice."



There will be additional private practices held at the NovaCare Complex that will be open to a limited number of Eagles season ticket holders randomly selected from every section of the stadium. All training camp practices will begin at 12:30 pm.

FAN ACTIVITIES AT LFF

- **Touchdown Catch** - After every practice, all fans ages 14 and under will have the opportunity to catch a pass on the field from Eagles alumni
- **Autographs** - Every fan entering Lincoln Financial Field will receive a scratch-off ticket. Those who receive "winning" tickets will be directed to the SCA and West Club levels for player autographs after practice
- **Family Entertainment** - Beginning at 10:30 am in the HeadHouse Plaza, there will be music, face-painting artists, appearances from SWOOP, and Eagles Cheerleader entertainment

SPECIAL EVENT DAYS

Sunday, July 28 - Alumni Day

The Eagles will recognize alumni players on the field prior to practice. In addition, some of the many honored players will begin signing autographs for fans in the HeadHouse Plaza at 10:30 am.

Monday, August 5 - Military Appreciation Day

On Military Appreciation Day, presented by Dietz & Watson, the Eagles will honor members from all five branches of the military on the field prior to practice.

Sunday, August 11 - Bobblehead Giveaways

The first 10,000 kids entering Lincoln Financial Field, ages 12-and-under, will receive a LeSean McCoy mini-bobblehead doll, courtesy of ACME.

Saturday, August 17 - Health and Safety Day

The Eagles will honor members of the Philadelphia Police Force, Fire Department and First Responders on the 4th annual Health and Safety Day, presented by Teva Pharmaceuticals. In addition, fans can learn valuable information about health and wellness, emergency services and safety tips for the whole family.

LINCOLN FINANCIAL FIELD FAN TRAINING CAMP INFO

Public Practice Dates (every practice to begin at 12:30 pm)

- Sunday, July 28 (Alumni Day)
- Monday, August 5 (Military Appreciation Day)
- Sunday, August 11 (Bobblehead Giveaways)
- Saturday, August 17 (Health and Safety Day)**
- Monday, August 26

** - practice may change to 8:15 am if Phillies game gets flexed on August 17

Ticket Information

- Free and available beginning June 18 at 2 pm
- Fans can obtain tickets by visiting PhiladelphiaEagles.com, Ticketmaster.com or by calling Ticketmaster at 1-800-745-3000.
- Seating will be general admission by section, with an 8-ticket limit per practice

Training Camp Hotline and Website

- Please call the Eagles Training Camp Hotline at 215-320-5160 or visit the Eagles Training Camp Website at philadelphiaeagles.com/news/training-camp.html for updates on practice and other events at Training Camp

Parking, Entry to Stadium and Concessions

- All parking will be free with lots opening at 9:30 am
- The HeadHouse Plaza will open at 10:30 am and the interior gates will open at 11:30 am. All fans should enter the stadium through the Northeast and Xfinity gates only
- Concessions will be available inside the stadium. No alcoholic beverages will be sold

Rain Plan

- If practice is forced to move away from LFF on one of these days due to weather, the Eagles will let fans know about this decision no later than 9 am. Fans can access this information by calling the Eagles Training Camp Hotline, logging on to PhiladelphiaEagles.com and following @Eagles on Twitter. In addition, the team will communicate this information through its e-mail database and all its social media platforms
- Unfortunately due to scheduling conflicts, there will be no re-scheduling of Training Camp practices at LFF

TRAINING CAMP PARTNER

Sports Authority is the official presenting sponsor of Philadelphia Eagles Training Camp and will be running several promotions throughout Training Camp, as well as during the season. Prizes include a VIP road trip to an Eagles away game, VIP experiences at the NovaCare Complex, Sports Authority gift cards and Eagles autographed merchandise.



Philadelphia Eagles

2013 Training Camp Information



TRAINING CAMP PRACTICE AND MEDIA SCHEDULE

Mon, July 22	Rookies report to NovaCare (closed to fans)	*Thu, August 15 (7:30 pm) Eagles vs. Carolina Panthers
Tue, July 23	Rookie practice (closed to fans) - Chip Kelly	Fri, August 16 Day Off
Wed, July 24	Rookie practice (closed to fans)	+Sat, August 17 Practice at LFF - Chip Kelly
Thu, July 25	Full team reports to NovaCare (closed to fans) - Asst. Coaches	Sun, August 18 Practice - Pat Shurmur
Fri, July 26	Practice - Chip Kelly	Mon, August 19 Day Off
Sat, July 27	Practice	Tue, August 20 Practice - Chip Kelly
Sun, July 28	Practice at LFF	Wed, August 21 Practice - Billy Davis
Mon, July 29	Practice - Chip Kelly	Thu, August 22 Practice (closed to fans)
Tue, July 30	Day Off	Fri, August 23 Practice - Chip Kelly
Wed, July 31	Practice - Chip Kelly	*Sat, August 24 (7:30 pm) Eagles at Jacksonville Jaguars
Thu, August 1	Practice	Sun, August 25 Day Off
Fri, August 2	Practice - Chip Kelly	Mon, August 26 Practice at LFF - Chip Kelly
Sat, August 3	Day Off	Tue, August 27 Practice (closed to fans) - Pat Shurmur/Billy Davis
Sun, August 4	Practice - Chip Kelly	Wed, August 28 Practice - Chip Kelly
Mon, August 5	Practice at LFF	*Thu, August 29 (7:00 pm) Eagles at New York Jets
Tue, August 6	Practice with NE Patriots - Chip Kelly	
Wed, August 7	Practice with NE Patriots - Pat Shurmur/Billy Davis	Notes:
Thu, August 8	Practice (closed to fans) - Chip Kelly	• All full-team practices begin at 12:30 pm
*Fri, August 9 (7:30 pm) Eagles vs. New England Patriots		• All availability will take place after practice in a designated area
Sat, August 10	Day Off	• Players will be available after every practice
Sun, August 11	Practice at LFF - Chip Kelly	* = preseason game
Mon, August 12	Practice - Pat Shurmur	+ = will change to 8:15 am if Phillies/Dodgers game gets flexed
Tue, August 13	Practice (closed to fans) - Chip Kelly	
Wed, August 14	Practice - Billy Davis	

GENERAL MEDIA INFORMATION & GUIDELINES

Credentials

All media attending practice at NovaCare and Lincoln Financial Field need to have an Eagles Training Camp credential on them at all times. Credentials should be picked up in advance of Eagles Training Camp from Ryan Nissan. Please contact Ryan about obtaining a pass.

Player and Coach Availability

All media availability with players and coaches will take place after practice in a designated area. Please funnel all coach interview requests through Derek Boyko and all player interview requests through Ryan Nissan and Alex Zerkel.

Eagles Media Relations Department

Derek Boyko, Ryan Nissan, Alex Zerkel, Brett Strohsacker and Anthony Bonagura can be reached at 215-463-0984.

MEDIA INFORMATION FOR TRAINING CAMP PRACTICES AT THE NOVACARE COMPLEX

Practice

- From July 23 - August 14 (thru Week 2 of the preseason): Media will be permitted to cover practice in its entirety with cameras available to shoot approximately the first 20 minutes of each practice session
- Beginning August 17 (after Week 2 of the preseason): All media (including cameras) will be permitted to watch and shoot just the first 20 minutes of practice

Parking

- On days where fans are attending practice...All media should park in the Naval Parking lot adjacent to the NovaCare Complex. All SAT trucks can park in the normal area in front of the building. For space reasons, the NovaCare parking lot will only be open to players, coaches and Eagles staff on those days
- On days where fans are not attending practice (July 22-25, August 8, August 13, August 22, August 27)...All media can park in the NovaCare parking lot

MEDIA INFORMATION FOR TRAINING CAMP PRACTICES AT LINCOLN FINANCIAL FIELD

Practice

- All five LFF practices: Media will be permitted to cover practice in its entirety with cameras available to shoot approximately the first 20 minutes of each practice session
- Players will be available following practice in the hallway outside of the home locker room
- When made available, Coach Kelly will speak in a designated area on the field
- The photographers' work room will be open for use
- After practice, the press box is open for use if needed

Parking


All media should park in the D Lot and then proceed to the normal media check-in gate (same as gameday).

2013 NFL STANDINGS AND SCHEDULE

NFC EAST		W	L	T	Div	Conf	Wk 1	Wk 2	Wk 3	Wk 4	Wk 5	Wk 6	Wk 7	Wk 8	Wk 9	Wk 10	Wk 11	Wk 12	Wk 13	Wk 14	Wk 15	Wk 16	Wk 17	
Washington	0	0	0	0	0-0	0-0	PHI at GB	DEN at Dal	DET at Car	Oak at KC	(BYE)	at Dal	CHI MIN at Phi	at Den	SD (BYE)	at Min	at Phi	GB (BYE)	DAL at NYG	NYG at Was	KC at SD	at Atl	DAL at NYG	
NY Giants	0	0	0	0	0-0	0-0	NYG at Was	SD at KC	STL at KC	at SD	DEN at NYG	WAS at TB	at Phi	NYG at Dal	MIN at Oak	at GB	WAS	(BYE)	OAK at NYG	OAK at Chi	GB at Min	CHI at Dal	PHI at Was	
Dallas	0	0	0	0	0-0	0-0	at Was	SD	KC	at Den	at NYG	at TB	DAL	NYG	at Oak	at GB	WAS	(BYE)	ARZ	DET	at Min	CHI	at Dal	PHI at Was
Philadelphia	0	0	0	0	0-0	0-0	at Was	SD	KC	at Den	at NYG	at TB	DAL	NYG	at Oak	at GB	WAS	(BYE)	ARZ	DET	at Min	CHI	at Dal	PHI at Was
NFC NORTH		W	L	T	Div	Conf	Wk 1	Wk 2	Wk 3	Wk 4	Wk 5	Wk 6	Wk 7	Wk 8	Wk 9	Wk 10	Wk 11	Wk 12	Wk 13	Wk 14	Wk 15	Wk 16	Wk 17	
Green Bay	0	0	0	0	0-0	0-0	at SF	WAS at Chi	at Cin	(BYE)	DET at NYG	at Bal	CLE at NYG	at Min	CHI at Dal	PHI at Was	at NYG	MIN at GB	at Det	CHI at Min	ATL at Bal	at Dal	PIT at Cin	at Chi
Minnesota	0	0	0	0	0-0	0-0	at Det	at Chi	CLE at Pit	PIT at Det	(BYE)	CAR at NYG	at Was	GB (BYE)	at Dal	WAS at Det	at Sea	at GB	CHI at Min	CHI at Min	DAL at Phi	at Cin	DET at GB	
Chicago	0	0	0	0	0-0	0-0	CIN at Arz	MIN at Arz	at Was	CHI at Was	NO at GB	NYG at Cle	CIN	(BYE)	at GB	DET at Chi	BAL at Pit	at Stl	at GB	at Min	DAL at Phi	at Cin	DET at GB	
Detroit	0	0	0	0	0-0	0-0	MIN at Arz	MIN at Arz	at Was	CHI at Was	NO at GB	NYG at Cle	CIN	(BYE)	at GB	DET at Chi	BAL at Pit	at Stl	at GB	at Min	DAL at Phi	at Cin	DET at GB	
NFC SOUTH		W	L	T	Div	Conf	Wk 1	Wk 2	Wk 3	Wk 4	Wk 5	Wk 6	Wk 7	Wk 8	Wk 9	Wk 10	Wk 11	Wk 12	Wk 13	Wk 14	Wk 15	Wk 16	Wk 17	
Atlanta	0	0	0	0	0-0	0-0	at NO	STL at Buf	at Mia	NE (BYE)	NYJ at Arz	(BYE)	ARZ at NE	TB at Arz	at Car	SEA at SF	at TB	NO at Mia	at Buf	at GB	WAS at NYJ	at SF	CAR at Atl	
Carolina	0	0	0	0	0-0	0-0	SEA at Buf	at TB	NYG at Arz	(BYE)	at Arz	at NE	(BYE)	BUF at NYJ	at Car	SEA at SF	at TB	NO at Mia	at Buf	at GB	WAS at NYJ	at SF	CAR at Atl	
New Orleans	0	0	0	0	0-0	0-0	ATL at NYJ	NO at NYJ	at NE	ARZ at TB	(BYE)	PHI at SF	at Atl	SEA at SF	at Car	SEA at SF	at TB	NO at Mia	at Buf	at GB	WAS at NYJ	at SF	CAR at Atl	
Tampa Bay	0	0	0	0	0-0	0-0	at NYJ	NO	at NE	ARZ at TB	(BYE)	PHI at SF	at Atl	SEA at SF	at Car	SEA at SF	at TB	NO at Mia	at Buf	at GB	WAS at NYJ	at SF	CAR at Atl	
NFC WEST		W	L	T	Div	Conf	Wk 1	Wk 2	Wk 3	Wk 4	Wk 5	Wk 6	Wk 7	Wk 8	Wk 9	Wk 10	Wk 11	Wk 12	Wk 13	Wk 14	Wk 15	Wk 16	Wk 17	
San Francisco	0	0	0	0	0-0	0-0	GB at Sea	SF at Car	IND at Dal	at Stl	HOU at Ind	ARZ at Ten	at Jax	at Jax	(BYE)	CAR at Atl	at NO	at Was	STL at No	SEA at Arz	at TB	ATL at Arz	at Sea	
Seattle	0	0	0	0	0-0	0-0	at Car	SF at Atl	JAX at Dal	at Stl	HOU at Ind	ARZ at Ten	at Jax	at Jax	(BYE)	CAR at Atl	at NO	at Was	STL at No	SEA at Arz	at TB	ATL at Arz	at Sea	
St. Louis	0	0	0	0	0-0	0-0	ARZ at Stl	DET at Jax	at Dal	SF at Car	JAX at Ten	at Hou	SEA at Atl	SEA at Atl	TEN at Sea	at Ind	at Jax	CHI at Ind	at SF	at Arz	NO at Ten	TB at Sea	at Sea	
Arizona	0	0	0	0	0-0	0-0	at Stl	DET at Jax	at Dal	SF at Car	JAX at Ten	at Hou	SEA at Atl	SEA at Atl	TEN at Sea	at Ind	at Jax	CHI at Ind	at SF	at Arz	NO at Ten	TB at Sea	at Sea	
AFC EAST		W	L	T	Div	Conf	Wk 1	Wk 2	Wk 3	Wk 4	Wk 5	Wk 6	Wk 7	Wk 8	Wk 9	Wk 10	Wk 11	Wk 12	Wk 13	Wk 14	Wk 15	Wk 16	Wk 17	
New England	0	0	0	0	0-0	0-0	at Buf	NYJ at Ind	TB at Atl	at No	at Cin	NO (BYE)	at NYJ	MIA at NE	PIT at No	CIN at Cle	at Chi	DEN (BYE)	at Hou	CLE at Hou	at Mia	at Buf	BUF at NYJ	
Miami	0	0	0	0	0-0	0-0	at Cle	at Ind	ATL at Buf	at No	BAL at Atl	(BYE)	BUF at NYJ	NE at Cin	CIN at Cle	at Chi	SD at Buf	CAR at Bal	MIA at Atl	at Pit	at Car	CLE at Mia	at NE	
NY Jets	0	0	0	0	0-0	0-0	TB at NE	at NE	BUF at NYJ	at Ten	at Atl	PIT at Cin	NE at Cin	at Cin	CIN at Cle	at Chi	SD at Buf	CAR at Bal	MIA at Atl	at Pit	at Car	CLE at Mia	at NE	
Buffalo	0	0	0	0	0-0	0-0	NE at NYJ	CAR at Bal	at NYJ	BAL at Ten	at Cle	CIN at Cle	MIA at NE	at Cin	CIN at Cle	at Chi	SD at Buf	CAR at Bal	MIA at Atl	at Pit	at Car	CLE at Mia	at NE	
AFC NORTH		W	L	T	Div	Conf	Wk 1	Wk 2	Wk 3	Wk 4	Wk 5	Wk 6	Wk 7	Wk 8	Wk 9	Wk 10	Wk 11	Wk 12	Wk 13	Wk 14	Wk 15	Wk 16	Wk 17	
Baltimore	0	0	0	0	0-0	0-0	at Den	CLE at Den	HOU at Buf	at Buf	at Mia	GB at Buf	at Pit	(BYE)	at Cle	CIN at Cle	at Chi	NYJ (BYE)	PIT at SD	at Bal	MIN at Ind	at Det	at Cin	
Cincinnati	0	0	0	0	0-0	0-0	at Chi	PIT at Cin	GB at Min	at Cle	NE (BYE)	at Buf	at Det	NYJ at Oak	at Mia	BAL at NE	CLE at Cin	(BYE)	at SD	at Bal	IND at Mia	at Pit	BAL at Cin	
Pittsburgh	0	0	0	0	0-0	0-0	TEN at Mia	at Cin	CHI at Min	at Ten	(BYE)	at Buf	BAL at GB	at Oak	at NE	BUF at NYJ	DET at Cin	(BYE)	at Bal	JAX at NE	CIN at NE	CHI at NYJ	at Pit	
Cleveland	0	0	0	0	0-0	0-0	MIA at Bal	at Bal	at NYJ	BAL at Ten	at Cle	CIN at Cle	DET at GB	at Oak	BAL at NE	BUF at NYJ	DET at Cin	(BYE)	at Bal	JAX at NE	CIN at NE	CHI at NYJ	at Pit	
AFC SOUTH		W	L	T	Div	Conf	Wk 1	Wk 2	Wk 3	Wk 4	Wk 5	Wk 6	Wk 7	Wk 8	Wk 9	Wk 10	Wk 11	Wk 12	Wk 13	Wk 14	Wk 15	Wk 16	Wk 17	
Houston	0	0	0	0	0-0	0-0	at SD	TEN at SD	at Bal	SEA at Jax	at SF	STL at SD	at KC	(BYE)	IND at Hou	at Arz	OAK at Ten	JAX at Arz	NE at Ten	at Jax	at Ind	DEN at Ten	at Ten	
Indianapolis	0	0	0	0	0-0	0-0	OAK at Pit	MIA at Hou	at SF	at Jax	SEA at KC	at SD	DEN at SF	(BYE)	at Hou	STL at Jax	IND at Ten	at Arz	TEN at Ind	at Cin	HOU at KC	JAX at Ten		
Tennessee	0	0	0	0	0-0	0-0	at Pit	at Hou	SD at Sea	NYJ at Ind	KC at Stl	at Sea	SF at SD	(BYE)	at Hou	STL at Jax	IND at Ten	at Arz	TEN at Ind	at Cin	HOU at KC	JAX at Ten		
Jacksonville	0	0	0	0	0-0	0-0	KC at Oak	at Oak	at Sea	IND at Ten	IND at Stl	at Sea	SF at SD	(BYE)	at Hou	STL at Jax	IND at Ten	at Arz	TEN at Ind	at Cin	HOU at KC	JAX at Ten		
AFC WEST		W	L	T	Div	Conf	Wk 1	Wk 2	Wk 3	Wk 4	Wk 5	Wk 6	Wk 7	Wk 8	Wk 9	Wk 10	Wk 11	Wk 12	Wk 13	Wk 14	Wk 15	Wk 16	Wk 17	
Denver	0	0	0	0	0-0	0-0	BAL at NYG	at NYG	OAK at Ten	PHI at Dal	at Dal	JAX at Ind	at Ind	WAS (BYE)	(BYE)	at SD	KC at Mia	at NE	at KC	TEN at NYG	SD at Den	at Hou	at Oak	
San Diego	0	0	0	0	0-0	0-0	HOU at Ind	at Phi	at Ten	DAL at Was	at Oak	IND at KC	at Jax	(BYE)	at Was	DEN at NYG	at Mia	at KC	CIN at Dal	NYG at NYJ	at Den	OAK at SD	KC at Den	
Oakland	0	0	0	0	0-0	0-0	at Ind	JAX at Dal	at Den	WAS at NYG	SD at Ten	at KC	(BYE)	PIT at Cle	PHI at Buf	at NYG	at Hou	at KC	TEN at Dal	at NYJ	at Was	at SD	DEN at SD	
Kansas City	0	0	0	0	0-0	0-0	at Jax	DAL at Jax	at Phi	NYG at Ten	at Ten	OAK at Ten	HOU at Buf	CLE at Ind	at Buf	at NYG	at Hou	at KC	TEN at Dal	at NYJ	at Was	at SD	IND at SD	

Jeffrey Lurie

Chairman and Chief Executive Officer



Jeffrey Lurie, longtime Eagles owner and chairman, is defined by his accomplishments both on and off the field - accomplishments which when taken together reveal how hard he has worked for excellence.

Taking over a football franchise in 1994 that made the playoffs just 14 times in a 62-year span (23%), the Eagles have been a perennial contender under Lurie, earning playoff berths in 11 of his 18 years as owner (61%). Off the field, his stewardship of Screen Pass Pictures has garnered two Academy Awards since 2010. And, under his guidance, the Eagles have become leaders with their charitable and environmental efforts in the community.

Along the way, Lurie has earned the respect of NFL's top hierarchy as he serves on the NFL's Finance Committee, Broadcast Committee, Stadium Committee, International Committee and the Super Bowl Advisory Committee.

The Eagles have a greater overall winning percentage and appeared in more playoff games (22) and won more (11) than any other ownership group in team history.

In 2013, Lurie hired renowned University of Oregon head coach Chip Kelly to be the 21st head coach in franchise history. Coach Kelly replaced Andy Reid, the all-time winningest coach in franchise history who Lurie hired in 1999. Later that year, Screen Pass Pictures earned its second Academy Award for *Inocente*, in the category of Best Documentary Short. Their first came in 2010 for *Inside Job* which earned the Academy Award for Best Documentary Feature.

One of Lurie's charitable endeavors was the creation of Eagles Youth Partnership (EYP), the team's non-profit, charitable wing. Since its inception in 1995, EYP has developed into one of the most innovative and dynamic non-profit organizations in Philadelphia, winning awards internationally for its sports philanthropy.

Eagles Youth Partnership won the coveted 2011 Sport Team of the Year Award by Beyond Sport, a global organization that promotes, develops and funds the use of sport to create positive social change across the world, for its campaigns "Tackling Breast Cancer" and "Go Green!".

The *Philadelphia Business Journal* honored the Eagles as one of Philadelphia's top charitable corporations in 2010. "That giving attitude made them a winner in every category of the Corporate Philanthropy Awards."

The "Go Green!" program serves to better the environment by creating and sustaining programs that improve the quality of life in the Philadelphia region, green the environment and reduce the team's impact on the planet. Lurie and Christina Weiss Lurie received the 2008 Ongoing Commitment Award from the Environmental Media Association for their efforts.

Lurie is a director of the NLM Family Foundation, which devotes much of its resources to autism research and education. NLM co-funded a short documentary film entitled *Autism Is A World* that received a nomination for a 2005 Academy Award.

More recently, the Lurie Family Foundation was established with an emphasis on health issues, especially in the areas of autism and cancer research. The Foundation also supports documentaries addressing global issues through Screen Pass Pictures.

BEHIND THE SCENES WITH LURIE ...



- Favorite Philadelphia restaurants:** Osteria, Tinto, Vernick, Barclay Prime and Le Virtu
- Favorite Philadelphia breakfast spot:** Honey's Sit N Eat
- On your iPod:** Ranges from The Doors to Bob Marley to Shakira
- First concert attended:** Beach Boys
- Favorite player growing up:** Bobby Orr
- Favorite TV shows of all-time:** *Hogan's Heroes*, *The Fugitive*, *24*
- Favorite books:** *The Kite Runner*, *Book of Daniel*
- Favorite all-time movies:** *The Great Escape*, *The Godfather Part II*
- Favorite recent movie:** *Silver Linings Playbook*
- Favorite dog breeds:** Bernese Mountain Dog, Wheaten Terrier

"Autism is one of the most under-funded conditions in the country, and we need to raise awareness," said Lurie. "Those who have autism are wonderful people, usually highly intelligent, sweet and caring. They are often unable to effectively communicate with others. A great deal more research needs to be done."

Prior to entering business, Lurie served as an adjunct assistant professor of social policy at Boston University. He earned a B.A. from Clark University, a master's degree in psychology from Boston University and a Ph.D in social policy from Brandeis University. Born on Sept. 8, 1951, Lurie has two children. He is married and resides in the Philadelphia area with his wife, Tina.

LURIE'S LANDMARKS



- Is the winningest owner in Eagles franchise history
- Eagles Youth Partnership earned the coveted 2011 Sport Team of the Year Award by Beyond Sport, a global organization that promotes, develops and funds the use of sport to create positive social change across the world. They were a finalist for the award in 2010
- Under his direction, the Eagles "Go Green!" program was launched and quickly became a ground-breaking initiative aimed at improving the environment by creating programs that improve the quality of life in the Philadelphia region, green the environment and reduce the team's impact on the region's resources
- Lurie's Screen Pass Pictures served as executive producers of *Inocente*, which earned an Academy Award for Best Short Documentary in 2013, and the 2010 documentary film *Inside Job*, which earned the Academy Award for Best Documentary Feature
- Lurie is a director of the NLM Family Foundation, which devotes much of its resources to autism research and education. NLM co-funded a short documentary film entitled *Autism Is A World* that received a nomination for a 2005 Academy Award
- The Lurie Family Foundation was also established by Lurie and Christina Weiss Lurie with an emphasis on health issues, especially in the areas of autism and cancer research

Don Smolenski

President



Don Smolenski, a longtime leader in the Eagles front office and a veteran sports executive, was named the club's president in June, 2012. His promotion capped a steady rise through the executive ranks of the Eagles organization.

As President, Smolenski directs the club's business and strategic efforts, including sales, marketing, communications and operations. He is known for his collaborative, easygoing style, financial acumen and long-term view and for playing a key role in significant projects from the construction of Lincoln Financial Field to the club's internationally recognized environmental and philanthropic programs.

During his first year as President, Smolenski has infused energy throughout the organization with his engaging leadership style. He embarked on a two-year, \$125 million revitalization plan to Lincoln Financial Field and aided Eagles chairman Jeffrey Lurie and general manager Howie Roseman on the team's search for a new head coach - a process that landed Oregon head coach Chip Kelly. He also spearheaded a plan that relocated the team's training camp to Philadelphia for the first time since 1943.

The stadium revitalization plan, like others, was a direct result of his numerous conversations with Eagles fans, an initiative that fuels Smolenski's drive as one of the key stewards of the franchise.

Smolenski is also a driving force in the team's environmental initiatives. Through its Go Green! program, the Eagles have emerged as a leader in environmental stewardship. The team has become a green leader in the sports industry through its conservation efforts, recycling programs, and use of renewable energy. In fact, his efforts have made Lincoln Financial Field one of the greenest sports stadium in the world with the installation of solar panels and wind turbines in 2012.

Smolenski joined the Eagles in 1998 as the club's Chief Financial Officer and was later promoted to Senior Vice President/Chief Financial Officer. In 2010 he was named the club's Chief Operating Officer.

Don is a member of the Greater Philadelphia Chamber of Commerce and sits on the board of the Philadelphia Sports Congress. He is the treasurer of Eagles Youth Partnership and is involved with Leadership Philadelphia, a non-profit organization that promotes leadership and community involvement in the city of Philadelphia.

Before joining the Eagles, Smolenski served as Chief Financial Officer for the International Hockey League, where he oversaw all league financial matters and played an integral role in the expansion of the league. Through the development of expansion models and the analysis of league performance models, Smolenski saw the league grow from 12 to 19 teams.

Smolenski began his career as a public accountant with Arthur Andersen.

An avid athlete and outdoor enthusiast, Smolenski has completed the Detroit, Pittsburgh and Boston Marathons, and recently completed his first triathlon. He earned his BA in biology from Amherst College and a Master's in accounting from the University of Hartford. Don and his wife, Karen, have two sons, Jake and Shane.

BEHIND THE SCENES ...



Favorite team growing up: Dallas Tornado
Favorite athlete growing up: Kyle Rote, Jr.
Biggest influence on your career: My wife
On your iPod: U2, Police
Favorite TV show of all-time: *The Simpsons*
Favorite Movie: *Star Wars*
Favorite Web Site: Philadelphiaeagles.com
If I was not in football, I'd be: A race car driver

Howie Roseman

General Manager



Howie Roseman is in his 14th season in Philadelphia and his 4th as the Eagles general manager after being promoted to his current post on January 29, 2010. Roseman spent the previous two seasons as the team's vice president of player personnel.

Known as one of the most aggressive general managers in the league, Roseman has earned a reputation for seeking any edge he can find to field the best team.

Roseman oversees the college and pro scouting departments, the team's medical, equipment, video and player development staffs, while serving as the steward of the salary cap.

He played a vital role assisting Eagles chairman Jeffrey Lurie in the team's search for a new head in 2013, which ultimately brought renowned Oregon coach Chip Kelly east to Philadelphia.

"He's one of the brightest young guys in the league," said Eagles chairman Jeffrey Lurie. "I'm very excited about what he brings to the table. He has assembled an excellent team around him. He's meticulous in his evaluations. He has great relationships with players, coaches and agents around the league."

Over the last couple of years, Roseman has configured what many observers have coined a strong scouting staff with a blend of experienced scouts and a young core of talent.

"You have to give him a lot of credit for that, because there are a lot of young guys who wouldn't do that," former NFL GM and current Eagles senior football advisor Tom Donahoe said. "They'd feel threatened by it. They would feel a little bit intimidated by it. But Howie's only interested in getting the best group of scouts that he can. He values our opinion. We don't always agree, but that's part of scouting."

In the first year of his new role in 2010, Roseman oversaw a major overhaul of the roster, making it one of the youngest in the NFL. That revamped Eagles squad earned an NFC East division championship.

His tenacity, creativity and ability to develop and nurture positive relationships in every part of his job has played a significant role in Roseman's ascent within the Eagles organization. He has an endless tank of energy that defines his personality and fuels his quest for a Super Bowl championship.

The youngest GM in the league, Roseman (37 years old) says it has been his dream to be an NFL general manager since he was a kid. "When I was 9 or 10 [years old], people would ask what I wanted to be when I grew up and I told them I wanted to be the general manager of a NFL team."

After relentlessly pursuing jobs in the front office of an NFL team, Roseman finally got his foot in the door with the Eagles in 2000 as salary cap/staff counsel, and eventually worked his way up to his dream job.

Roseman was elevated to director of football administration in 2003 and to vice president of football administration in 2006. In this role, Roseman worked in the personnel department evaluating players around the NFL and for the draft. He also represented the team to the NFL on contract, salary cap, and player personnel matters.

In 2007, Roseman was invited to participate in the NFL-Stanford Program for managers at the Stanford Graduate School of Business, a program developed by the NFL to promote development of leaders within the league.

Roseman is also active in the Philadelphia-area community, contributing to a variety of initiatives involving military and children. In fact, he was named Honorary Commander for the Joint Base McGuire-Dix-Lakehurst for his continued efforts with the military.

Born in Brooklyn, NY, Roseman earned his bachelor's degree from the University of Florida before earning a JD degree from Fordham Law School. Howie and his wife, Mindy, reside in suburban Philadelphia with their four children.

BEHIND THE SCENES ...



Favorite teams growing up: NY Jets and NY Mets

Favorite athletes growing up: Keith Hernandez and Freeman McNeil

Biggest influence on your career: My family who instilled in me the attitude to never let anyone tell you that you can't do it

What's on your iPod: Classic rock and hip hop

Favorite TV shows of all-time: *Inside the NFL*, *NFL Matchup Show*, *Seinfeld*, *Cosby Show* and *Entourage*

Favorite Books: Any Bill Walsh book on football and books on strategic thinking

Favorite Movies: *Rocky*, *Beverly Hills Cop*, *Delta Force*, *Any Given Sunday*, *Naked Gun*, *A River Runs Through It*, *Inside Job* and *Hurt Locker*

Favorite Web sites: PhiladelphiaEagles.com, ESPN.com and Pro-FootballTalk.com

If I was not in football, I would be: Looking for a way to get into football

Chip Kelly

Head Coach

1st year in NFL / 1st in Philadelphia
College: New Hampshire



Following a successful four-year stint manning the sidelines at the University of Oregon, Chip Kelly was named head coach of the Philadelphia Eagles on January 16, 2013. Kelly joined the NFL coaching fraternity after 23 years of working in the college ranks.

His remarkable four-year tenure with the Ducks produced a 46-7 (.868) overall record and transformed that university into one of the nation's premiere football destinations.

Amidst Kelly's meteoric rise, he became the first coach in Oregon's history to guide the program to three undisputed conference championships from 2009-12. Additionally, the Ducks made an appearance in a BCS Bowl game in each of Kelly's four seasons as head coach. In just Kelly's second season, Oregon earned a trip to the BCS National Championship game in 2010.

Not only did Kelly implement an offense with a fast pace, but his schemes also resulted in racking up big plays. During Kelly's tenure, the Ducks led the FBS in big plays, including 25-yard passing plays (220) and 25-yard rushes (110). In his four seasons at Oregon, the Ducks scored a whopping 44.7 points per game.

His 2012 Ducks squad finished 12-1 and ranked fourth in total offense accumulating nearly 7,000 yards while scoring an average of 49.6 points per game. They rushed for 315.2 yards per game while ranking fifth, averaging 537.4 total yards. Their offense ran 1,077 plays in just 13 games, which would have ranked 7th in the NFL's 16-game schedule.

Known as a football junkie, Kelly has a matter-of-fact leadership style in addition to his mastery of the spread offense. Following Oregon's run at a potential national title in 2010, Kelly's leadership was recognized with a multitude of Coach of the Year awards from outlets such as Associated Press, Sporting News, The Walter Camp Football Foundation, and other postseason titles including the Eddie Robinson Coach of the Year, AFCA Coach of the Year, and Pac-10 Coach of the Year.

Prior to taking over as Oregon's head coach, Kelly spent two seasons as the team's offensive coordinator. In his first season leading the team's offense, the Ducks were forced into playing four different starting quarterbacks during the final four games of 2007. Kelly's plug-and-play style was cemented when the team had an impressive 56-21 Sun Bowl victory over South Florida.

KELLY'S COACHING TIMELINE

1990	Columbia	Defensive Backs/ Special Teams (Freshman)
1991	Columbia	Outside Linebackers/ Strong Safeties (Varsity)
1992	New Hampshire	Running Backs
1993	Johns Hopkins	Defensive Coordinator
1994-96	New Hampshire	Running Backs
1997-98	New Hampshire	Offensive Line
1999-2006	New Hampshire	Offensive Coordinator
2007-08	Oregon	Offensive Coordinator
2009-12	Oregon	Head Coach
2013-	Philadelphia	Head Coach

Before joining Oregon's program, Kelly served as New Hampshire's offensive coordinator and quarterbacks coach from 1999-2006. His offenses at his alma mater averaged better than 400 yards of total offense in seven of his eight seasons and more than 30 points per game in his final four years. As a result, three Wildcat players received first-team All-America acclaim each of his last two seasons in the Granite State. In 2006, junior QB Ricky Santos earned the Walter Payton Award as the most outstanding players in FCS.

Ironically, Kelly got his first taste of coaching in the college ranks on the defensive side of the ball with Columbia in 1990. And in 1993, he was named the defensive coordinator at Johns Hopkins.

A product of the University of New Hampshire, Kelly earned a bachelor's degree in physical education. He played quarterback and defensive back for legendary coach Bill Bowes at UNH from 1981-84.

The third of four boys, Kelly attended Manchester (NH) Central High School and starred in football and track. Kelly, whose first love was hockey, played in the Manchester Regional Youth Hockey Association, and also made time for the local CYO basketball team.

Charles Kelly was born in Dover, NH, on November 25, 1963 and is the son of Paul and Jean Kelly. Paul is a retired trial lawyer.

KELLY'S HEAD COACHING RECORD

Year	Team	Overall	Postseason
2009	Oregon	10-3 (.769)	Rose Bowl-L
2010	Oregon	12-1 (.923)	BCS National Championship-L
2011	Oregon	12-2 (.857)	Rose Bowl-W
2012	Oregon	12-1 (.923)	Fiesta Bowl-W
TOTAL		46-7 (.868)	2-2 (.500)

Coaching Capsules

Assistant Coaches



PAT SHURMUR

Offensive Coordinator

11th year in Philadelphia



- Previously coached 10 seasons in Philadelphia as tight ends coach (1999-2001) and quarterbacks coach (2002-08)
- Was head coach of the Cleveland Browns (2011-12) and offensive coordinator of the St. Louis Rams (2009-10)
- As Rams offensive coordinator, QB Sam Bradford earned NFL offensive rookie of the year honors in 2010 and RB Steven Jackson led NFL in rushing in 2009
- In Philadelphia, helped guide Donovan McNabb to three Pro Bowl berths as he shattered many club passing records
- His uncle, the late Fritz Shurmur, was a legendary NFL defensive coordinator
- Coached 11 seasons in college ranks at his alma mater Michigan State (1988-97) and at Stanford (1998)

BILL DAVIS

Defensive Coordinator

1st year in Philadelphia



- Served as defensive coordinator of Arizona Cardinals (2009-10) and San Francisco 49ers (2005-06)
- Most recently was the linebackers coach in Cleveland under Pat Shurmur (2011-12)
- In 21-year NFL coaching career, worked under some of the game's best defensive minds in Dom Capers, Bill Cowher, Vic Fangio, Dick LeBeau, Mike Nolan, Wade Phillips and Marvin Lewis
- Coached 8 Pro Bowlers: Keith Brooking, Darnell Dockett, Kevin Greene, Walt Harris, Lamar Lathon, Dominique Rodgers-Cromartie, Antrel Rolle and Adrian Wilson
- His father, Bill, Sr., spent 13 seasons in NFL as coach and executive including two stints in Philadelphia. He was the Eagles VP of Player Personnel from 1988-89

DAVE FIPP

Special Teams Coordinator

1st year in Philadelphia



- Spent 2011-12 seasons with Miami Dolphins as assistant special teams coach. Those units ranked 2nd (2011) and 4th (2012) in Rick Gosselin's rankings
- Served in same capacity for the San Francisco 49ers from 2008-10
- Prior to joining NFL, worked in college coaching ranks for 10 years at San Jose State, Nevada, Cal Poly, Holy Cross and his alma mater, Arizona
- Walked on at Arizona and played from 1994-97 as a safety and special teamer

GREG AUSTIN

Assistant Offensive Line

1st year in Philadelphia



- Served as a graduate assistant under Chip Kelly at Oregon (2011-12)
- An offensive lineman at Nebraska (2003-06), started 10 games at left guard in 2005
- Garnered All-Big 12 Academic recognition (2004-05) and earned master's degree in sports management from Central Florida

JERRY AZZINARO

Defensive Line/Asst. Head Coach

1st year in Philadelphia



- Worked as the defensive line coach for Oregon (2009-12)
- Helped two-time All-Pac 12 honoree Dion Jordan, the 3rd pick in 2013 draft by Miami
- Tutored Eagles DE Vinny Curry at Marshall and DE Dwight Freeney at Syracuse
- Was defensive coordinator at Duke (2004-06), UMass (1994, 1997) and at his alma mater, American International (1987-91)

BOB BICKNELL

Wide Receivers

1st year in Philadelphia



- Spent six seasons as an assistant in NFL with Buffalo and Kansas City, tutoring Stevie Johnson in Buf. and Brian Waters in KC
- Coached 8 seasons in NFL Europe (1998-2005) and helped his teams earn three World Bowl championships

- Served as Temple's O-line coach in 2006
- His father, Jack, was head coach at Boston College and in NFL Europe. His brother, Jack, Jr., is O-line coach for the Steelers

ERIC CHINANDER

Assistant Defensive Line

1st year in Philadelphia



- Graduate assistant at Oregon from 2011-12 after spending 2010 as a coaching intern with the Ducks
- Coached TEs at Northern Iowa (2004-09)
- Four-year letterman as an offensive lineman at the University of Iowa (1998-02)

MIKE DAWSON

Defensive Quality Control

1st year in Philadelphia



- Served as special teams coach for Boston College from 2009-11
- Coached linebackers at Akron from 2006-08 and also worked at New Hampshire, Pittsburgh, Maine and UMass-Lowell
- Was a three-year starter at linebacker and defensive end at UMass-Amherst

MATT HARPER

Assistant Special Teams

1st year in Philadelphia



- Worked as a coaching intern and graduate assistant at Oregon from 2009-12
- Played two seasons as a safety at Oregon (2006-07) after transferring from the City College of San Francisco
- Son of two-time Nebraska All-America DE and 11-year NFL vet Willie Harper

BILL LAZOR

Quarterbacks



1st year in Philadelphia



- Was the offensive coordinator at Univ. of Buffalo (2001-02) and at Virginia (2010-12)
- Served as quarterbacks coach of Redskins (2006-07) and Seahawks (2008-09)
- Started NFL coaching career in 2003 as Falcons offensive quality control coach
- A Scranton, PA, native, was 3-year starter at QB for Cornell and was inducted into the school's athletic Hall of Fame in 2012

Coaching Capsules

Assistant Coaches



JOHN LOVETT

Defensive Backs

1st year in Philadelphia



- A long-time college assistant coach, has been a defensive coordinator for Maine, Cincinnati, Auburn, Clemson, Bowling Green and Miami, FL
- Served as special teams coordinator at North Carolina from 2007-08
- Spent 2012 season as Texas Tech's defensive backs coach
- Spent one season in NFL in 1984 as the NY Jets defensive quality control coach
- A linebacker at C.W. Post, was inducted into the school's Hall of Fame in 2008

RICK MINTER

Inside Linebackers

1st year in Philadelphia



- Served as Cincinnati's head coach from 1994-2003 and had several future head coaches on his staff: John Harbaugh, Mike Tomlin, Rex Ryan, and Florida State's Jimbo Fisher
- As the Bearcats head coach, ended their 40-year bowl drought and recruited current Eagles Trent Cole and Brent Celek
- Served as defensive coordinator at Kentucky (2011-12), Marshall (2008-09), Notre Dame (1992-93, 2005-07), South Carolina (2004) and Ball State (1985-91)
- Worked with Eagles D-line coach Jerry Azzinaro at Marshall

JEFF STOUTLAND

Offensive Line

1st year in Philadelphia



- Coached one of the most dominant offensive lines in the nation at Alabama from 2011-12, including Chance Warmack (first round pick in 2013), D.J. Fluker (1st round) and Barrett Jones (4th round)
- Helped Crimson Tide to a National Championship victory over Notre Dame in 2012
- Also coached successful offensive lines at Miami, FL (2007-10), Michigan State (2000-06), Syracuse (1999) and Cornell (1993-96)
- Began coaching career at his alma mater, Southern Connecticut State, in 1984.

TODD LYGT

Assistant Defensive Backs

1st year in Philadelphia



- A 12-year NFL cornerback with an All-Pro selection, a Pro Bowl berth, a Super Bowl ring and 37 career INTs on his resume
- Played at Notre Dame (1987-90) and in NFL with Rams (1991-2000) and Lions (2001-02). Was a member of St. Louis Super Bowl XXXIV squad, who beat Titans
- Played on the Fighting Irish's 1988 undefeated National Championship squad
- Worked as coaching intern with Oregon from 2011-12 after serving as DBs coach at Bishop Gorman HS in Nevada, who won back-to-back state champions in 2009-10

JUSTIN PELLE

Assistant Tight Ends

1st year in Philadelphia



- Played tight end for 10 seasons in NFL with San Diego, Miami, Atlanta and San Francisco. Caught 123 passes and 12 TDs in 151 games
- Drafted in 4th round in 2002 by Chargers from Oregon, where he finished with 70 career catches and 14 scores
- Was a four-time All-Pac 10 Academic Team selection

PRESS TAYLOR

Offensive Quality Control

1st year in Philadelphia



- Joined Eagles in 2013 after two seasons as a graduate assistant/QBs coach at Tulsa
- Brother, Zac, is the quarterbacks coach of the Miami Dolphins
- Spent two seasons as a reserve QB at Marshall after transferring from Butler Community College, where he led school to two Junior College championships (2007-08)

BILL McGOVERN

Outside Linebackers

1st year in Philadelphia



- Joined Eagles in 2013 after 12-year stint as Boston College's linebacker coach, including last four as their defensive coordinator
- Helped guide two linebackers to ACC defensive player of the year honors: Mark Herzlich and Luke Kuechly, the latter of whom garnered the Bronco Nagurski Trophy as the nation's top defensive player
- Also coached on the collegiate level at Pittsburgh, Massachusetts, Pennsylvania and his alma mater, Holy Cross
- A four-year starter at defensive back at Holy Cross, was inducted into their Hall of Fame in 1996

DUCE STALEY

Running Backs

3rd year in Philadelphia



- Worked first two seasons in Philadelphia as an assistant special teams coach, while helping with the running backs
- Gained 5,785 yards during his 10-year NFL career with Philadelphia (1997-2003) and Pittsburgh (2004-06)
- A 3rd round draft pick of Eagles in 1997, ranks 4th on team's all-time rushing list. Is one of two Eagles to top the 200-yard rushing mark in a game (Steve Van Buren)
- Earned a Super Bowl championship ring with the Steelers in 2005
- His Eagle teammates voted him offensive MVP three times (1998, '99, and 2002)

TED WILLIAMS


Tight Ends

19th year in Philadelphia



- Served as Eagles RB coach from 1997-2012 and tutored a 1,000-yard rusher eight times (three by Staley, two by Brian Westbrook and LeSean McCoy and one by Ricky Watters)
- Last worked as the Eagles tight ends coach from 1995-96 under Ray Rhodes
- Under his tutelage, McCoy developed into an All-Pro player in 2011 with 1,309 rushing yards and team-record 20 total touchdowns (17 on the ground)
- In 2009, Leonard Weaver became 2nd Eagle FB ever to earn Pro Bowl honors
- A basketball and baseball star at Centennial High School in Compton, CA, earned a place in the Cal Poly-Pomona University baseball Hall of Fame

Employee Directory



EXECUTIVE ADMINISTRATION

Jeffrey LurieChairman and CEO
 Don SmolenskiPresident
 Christina Weiss LuriePresident Eagles Youth Partnership, Eagles Social Responsibility
 Frank GumienyChief Financial Officer
 Ari RoitmanSenior Vice President of Business
 Anne GordonSenior Vice President of Media and Communications
 Aileen DalyGeneral Counsel
 Leonard BonacciVice President of Event Operations and Event Services
 Jason MillerVice President of Facility Operations

EXECUTIVE ADMINISTRATION SUPPORT

Tina D'OrazioPersonal Assistant to Owner
 Tara SutphenExecutive Assistant to the Chairman/CEO & Owner
 Liz GubanichAdministrative Assistant to President
 Katy MorozAssistant to Christina Weiss Lurie
 Samantha AllgoodAssistant to the SVP of Media and Communications
 Gary RichardsonDriver/Office Assistant

FOOTBALL OPERATIONS

Howie RosemanGeneral Manager
 Greg DelimitrosHead Equipment Manager
 Dom DiSandroDirector of Team Security
 James Harris IIIChief of Staff
 Alec HalabySpecial Assistant to the General Manager
 TJ PaganettiAnalyst
 Patrick DolanDirector of Football Technology
 Stewart CramerVideo Director
 Harold CarmichaelDirector of Player Programs
 Jake RosenbergManager of Football Administration
 Kevin DoughertyAssistant Video Director
 Katie JausPlayer Personnel Assistant
 Josh GibsonAssistant Chief of Staff
 Jeff WeidemeyerSalary Cap Analyst/Staff Counsel
 Karen GerstlePlayers' Assistant
 Tom RossiVideo Coordinator
 Edward MillerEquipment Assistant
 Dustin StoverEquipment Assistant
 Carol WilsonExecutive Assistant to Head Coach

SCOUTING

Tom GambleVice President of Player Personnel
 Anthony PatchDirector of College Scouting
 Rick MuellerPlayer Personnel Executive
 Ed MarynowitzAssistant Director of Player Personnel
 Tom DonahoeSenior Football Advisor
 Andy SpeyerSouthwest Area Scout
 Michael BradwayEastern Regional Scout
 Brad ObeeCollege Scout/Coordinator
 Alan WolkingSoutheast Area Scout
 Michael DavisMidwest Area Scout
 Trey BrownWest Coast Area Scout
 Louis ClarkPro Scout
 Jake HallumSenior Scout
 Bret MunseyNFS Scout

SPORTS SCIENCE TEAM

Chris PeduzziHead Athletic Trainer
 Josh HingstHead Strength Coach
 Shaun HulsSports Science Coordinator
 Peter DeLuca, M.D.Head Team Physician
 Gary W. Dorshimer, MD, FACPTeam Internist
 Keith GrayAssistant Strength Coach
 Quadrian BanksAssistant Strength Coach
 Joseph O'PellaAssistant Athletic Trainer
 Monte WongAssistant Athletic Trainer
 Mark LewisAssistant Athletic Trainer
 Frank Brady, D.C.Team Chiropractor
 Lee Cohen, D.P.M.Podiatry Consultant
 Paul Marchetto, M.D.Team Orthopedist
 Mitch Fineman, M.D.Ophthalmology Consultant
 Edward Litman, D.D.S.Dental Consultant
 Scott Silverman, D.M.D.Dental Consultant

ACCOUNTING

Greg McDonaldController - Operations
 Tony OraziController - Reporting
 Dan GoldsmithFinancial Analyst
 Joyce ImanAccountant
 Denise BaileyAccounts Receivable Coordinator
 Kathleen RosiAccounts Payable Coordinator
 Andrea CasellaAccountant
 Marianne McCabePayroll Manager

HUMAN RESOURCES

Kristie PappalDirector of Human Resources
 Elsie Gallagher-FirmanHuman Resources Assistant/Office Coordinator
 Erik RauschHuman Resources Coordinator
 Colleen ScolesCorporate Recruiter
 Grace BellatoHuman Resources Administrator
 Mary McCaffertyReceptionist


INFORMATION TECHNOLOGY

John PawlingDirector of Information Technology
 Chris CoslettTechnical Support Specialist
 Anthony CozziSoftware Developer
 Ryan DoddSoftware Developer
 Terrance HopkinsTechnical Support Specialist
 Scott JaudasTelecommunications Administrator
 Steve JonesTechnical Support Specialist
 Hal MasureSoftware Development Manager
 Bill MizellNetwork Administrator

MARKETING

Barbara ZaunDirector of Cheerleading
 Kevin di GirolamoAssistant to SWOOP
 Denise KozulMarketing Assistant
 Poorya NayerahmadiMarketing Manager
 Brooke CampbellMarketing Analytics Manager
 Kristin OstromCRM/Database Manager
 Lauren SujkowskiMarketing Coordinator

Employee Directory



SPECIAL EVENT SALES

Lynnette Camacho ThomasSenior Sales Manager, Special Events

SALES AND SERVICE

Molly ArgobastVice President, Corporate Partnerships
Tracy FosterDirector, Client Services
Mat WarnerDirector, Premium Sales and Service
Brian NapoliDirector, Corporate Partnerships
Kathie VuDirector, Corporate Partnerships
Christian MolnarDirector of Client Retention and Development
Amanda AyreAccount Executive, Premium Sales
Lauren BeckCorporate Services Coordinator
Dave KreugerCorporate Partnerships
Joe MalatestaManager of Premium Sales
Greg DeLucaInside Sales Manager
Pat JeffriesSenior Account Executive, Premium Sales
Clark MinkenAccount Executive, Premium Sales
Dan RyanAccount Executive, Premium Sales
Sean O'HaraAccount Executive, Corporate Partnerships
Maura StrohsackerPartnership & Events Manager
Erica SorrelsSenior Coordinator, Corporate Services
Elizabeth MillerCorporate Services Coordinator
Kathryn McHughCorporate Services Coordinator
Drew MasciangeloPremium Services Suite Manager
Jamie SolomonPremium Services Suite Manager
Courtney SchnabelPremium Services Coordinator
Brett WallaceAccount Executive, Premium Sales

MEDIA SERVICES

Derek BoykoDirector of Football Media Services
Ryan NissanFootball Media Services Manager
Brett StrohsackerFootball Media Services Coordinator
Anthony BonaguraPublic Relations Coordinator
Alex ZerkelPublic Relations Coordinator

COMMUNITY RELATIONS

Julie HirsheyCommunity Relations Manager
Holly HubbardCommunity Relations Coordinator

PHILADELPHIAEAGLES.COM AND PUBLICATIONS

Dave SpadaroInsider
Chris McPhersonInternet/Publications Coordinator
Bo WulfInternet/Publications Coordinator

DIGITAL MEDIA

Maggie ArganbrightDirector of Digital & Social Media
Tracy StonakerDigital Services Coordinator
Katie TangSocial Media Coordinator
Patrick WallDigital Media Coordinator

EAGLES TELEVISION NETWORK

Chris JohnsonDirector of Broadcast Production
Aron KennedyDirector of Game Day Production
Dana HeberlingSenior Editor/Designer
Joe HelderSenior Producer
Bryan ThomasRadio/TV Producer
Eric LongCoordinating Producer
Chris BarlettoProducer
Trey DillenAssociate Producer
Kiel LeggereEditor
Mike O'ConnorEditor/Designer
Mark LeblangMultimedia Producer
Fran DuffyAssociate Producer
Tim HarrisAssociate Producer

TEAM PHOTOGRAPHERS

Ed MahanTeam Photographer
Drew HallowellTeam Photographer
Hunter MartinTeam Photographer

FACILITIES AND STADIUM OPERATIONS

Ryan HummelFacilities Manager
Koran BaeAdministrative Coordinator
Curtis BattleElectrician
Tom BrennanFacility Operations Project Coordinator
Tom CaraccioloConversion Coordinator
John CaseySteamfitter
Russell ColemanSteamfitter
Edward DeanFacilities
Chris DeBellisConversion Coordinator Assistant
Fred DeViceControls Technician
Eric EndersNovaCare Facility Coordinator
Joseph GazarraSteamfitter/Foreman
Tom HummelCarpenter/Foreman
Herb KeyserElectrician/Foreman
Shannon MealeyCarpenter
Ray MurphyPlumber/Foreman
Jennifer PavoneFacility & Events Coordinator
Greg PodaCMMS Administrator
Rich PrutzmanWarehouse Supervisor
Stephen WeingartenOperations Support Coordinator
John SiugzdaCarpenter
Jeffrey TeslerCarpenter
Joseph UmbraCarpenter
Mike VernacchioPlumber
Wayne ZarnowskiElectrician
Joseph TrostSteamfitter/Apprentice

TICKET OPERATIONS

Laini DeLawterDirector of Ticket Office Operations
Leo CarlinDirector of Ticket Client Service
Andre MoralesAssistant Director, Ticket Operations
Susan GormanSenior Coordinator Ticket Operations
Jim McCaffertyTicket Manager, Special Events
Kevin SortiAssistant Ticket Manager, Finance
Doug LesserTicket Operations Coordinator, Premium Seating

Employee Directory



MERCHANDISE

Timothy Crouch Pro Shop Manager
 Annie Bobbe Assistant Store Manager, Cherry Hill Pro Shop
 Emily Conway Pro Shop Coordinator
 Alexandra Fishoff E-Commerce Merchandise Coordinator
 Vanessa Greaney Merchandise Coordinator
 Caitlin Hyde Merchandise Coordinator
 Kevin Rafferty Store Manager, Cherry Hill Pro Shop
 Courtney Ray Senior Merchandise Manager
 Dennis Soden Area Manager, Pro Shops
 Steve Yankanich Warehouse and Inventory Manager
 Sarah Casey Zangrilli E-Commerce Manager

GROUNDS

Tony Leonard Director of Grounds
 Erich Weichelt Assistant Landscape Manager
 Chad Cochenour Assistant Sports Field Manager
 Michael Watson Second Assistant Sports Field Manager
 Mitch Tracey Assistant Groundskeeper

EVENT OPERATIONS AND GUEST SERVICES

Chris Sharkoski Events Manager
 Norman Vosschulte Assistant Director of Guest Experience
 Candice DeHont Events Coordinator
 Colette Brandt Events Coordinator
 Jessica Finnigan Payroll and Scheduling Coordinator
 Lauren Gress Event Operations Assistant
 Sara Peters Guest Services Coordinator, Event Staff
 Kristin Grey Guest Services Coordinator, Concierge Staff
 Jordan Cox Guest Services Representative

EAGLES YOUTH PARTNERSHIP

Sarah Martinez-Helfman Executive Director
 Mark Singer Events and Marketing Manager
 Rachel Weiner Program Manager
 Cherisse Cavan Administrative Coordinator
 Korinne Dennis Coordinator of Programs

TEAM INFORMATION

ADDRESS

Philadelphia Eagles
 NovaCare Complex
 One NovaCare Way
 Philadelphia, PA 19145

TEAM COLORS

Midnight Green (PMS 316), Silver (PMS 8240), Black and White

FLAGSHIP RADIO STATION

94.1 WIP

STADIUM

Lincoln Financial Field (seating capacity - 69,144)
 The construction of Lincoln Financial Field began on May 7, 2001, and has been the home of the Eagles since the start of the 2003 season. The state-of-the-art venue has also hosted college football games, concerts, international soccer games and college lacrosse championships. With a capacity of 69,144 "The Linc" has sold out every Eagles game since 2003, including two NFC Championships (2003 and 2004).

NOVACARE COMPLEX

The home of the Philadelphia Eagles daily operations since the spring of 2001, the NovaCare Complex resulted from a successful partnership with NovaCare Rehabilitation. The 108,000-square-foot NovaCare Complex has three natural grass football fields, a 70-yard indoor practice field, state-of-the-art training and weight rooms, locker and meeting rooms, a media center, a fully-staffed cafeteria, and a 189-seat auditorium. In 2009, the NovaCare Complex was ranked third in the country in terms of greenest facilities in professional sports, using solar panels to produce clean energy and many recyclable materials and systems throughout the complex.

GO GREEN

As part of the Philadelphia Eagles "Go Green" initiative, the Eagles will not be printing a media guide in order to conserve paper usage and, in turn, help preserve the environment. The entire media guide is available to all media and fans on PhiladelphiaEagles.com, as well as by flash drive, and is continually updated on a daily basis.

53 Emmanuel Acho

Linebacker

6-2, 240

Texas

2nd year

Born 11/10/90 in Dallas, TX

St. Mark's HS, Dallas, TX

Acquired - T-Cle-2013



THREE-STEP DROP

Pregame ritual: Read Psalm 91

What he'd be doing if not playing football: "I would like to coach as a coordinator at the college level."

Actor that would play him in a movie: Will Smith

Favorite personal moment in sports: "Getting a pick six against Florida Atlantic in college as my brother escorted me into the endzone."

Teams/Athletes: Mavericks, Longhorns/Ray Lewis

First job: "Worked in my mom's office."
Bucket list: "Seeing all 7 wonders of the world."

Nickname: E

Most played artist on iPod: Lecrae

Meal: Fried catfish from Pappadeaux's
Movie: *Book of Eli* and *Law Abiding Citizen*

TV Show: *Law and Order: SVU*

Originally a sixth-round draft selection of Cleveland in 2012, Emmanuel Acho was acquired by the Eagles in a trade with the Browns during the 2013 offseason. Acho, who is of Nigerian descent, is extremely community minded and has been actively involved in a foundation started by his parents called "Living Hope Ministries," which helps provide medical care to those in need in Nigeria. Acho was a collegiate standout at the University of Texas, where he garnered third-team All-America and first-team All-Big 12 honors as a senior after leading the Longhorns with 131 tackles and 19 tackles for a loss in 2011. A native of Dallas, TX, Acho is the brother of Arizona Cardinals LB Sam Acho. Acho spent his rookie campaign on the Injured Reserve list with a knee injury.

BIRDSEED

- Acho believes his football career enables him to have a greater impact on the lives of those in need. "I just like what football allows you to do as far as what platform it puts you on," said Acho. "For no other reason, people respect you because you're talented at playing a game. It allows you to impact people's lives for the better."
- Earned his degree in sports management and is currently working on getting his masters in sports psychology

PIANO MAN

One of Emmanuel's favorite hobbies off the field is playing the piano. "I taught myself in college," said Acho. "During two-a-days in training camp, there wasn't enough time to sleep in between practices so that's how I kept myself occupied." Acho says his best tune is "Say Goodbye" by Chris Brown.

BROTHERLY LOVE



Emmanuel Acho has a great resource in his older brother, Sam. Both played linebacker. Both played college football - at Texas. And both were drafted into the NFL - Sam by the Cardinals in 2011, and Emmanuel by the Browns in 2012. While the younger Emmanuel always saw things happen for Sam a year earlier than himself, it was Emmanuel that was actually the first Acho brother to play football. "I started playing when I was 8 years old and Sam didn't start playing until a couple years after that," said Emmanuel. "I was the one that got him into it. In fact, he wasn't even that good when he first started playing," jokes Emmanuel. "It didn't take him too long though."

LIVING HOPE MINISTRIES

Emmanuel's parents, Sonny and Christie Acho, were born in Nigeria and originally came to the United States to continue their schooling when they were in their early 20s. Through a foundation they started called "Living Hope Ministries," every year Sonny and Christie take a group of as many as 40 doctors, nurses and volunteers to Isuikwuato, an area located in southeastern Nigeria, where they provide free health care for villagers. Emmanuel and his brother, Arizona Cardinals LB Sam Acho, have ventured to Isuikwuato with their parents and volunteered in the philanthropic efforts. Crowds of over 10,000 line up seeking medical assistance during the crew's visit to the area, with more than 7,000 receiving treatment. "It's something I take great pride in," said Emmanuel. "It makes you put everything in perspective and it's something I plan to continue doing throughout my life."



For more information, please visit www.living-hopeministries.com

ACHO'S CAREER STATISTICS

Year	Team	GP/GS	TACKLES				Yds	INTERCEPTIONS				FF	FR	Yds
			Tot	Solo	Ast	Sacks		Int	Yds	Lg	TD			
2012	Cle	0/0												
TOTALS			0/0	0	0	0	0.0	0.0	0	0	0	0	0	0

INJURED RESERVE (KNEE)

29 Nate Allen

Safety
6-1, 210
South Florida
4th year
Born 11/30/87 in Fort Myers, FL
Cape Coral HS, Cape Coral, FL
Acquired - D2-10 (37th overall)



THREE-STEP DROP

Talent he'd most like to have: Singing
Trade places with for a day: President Obama
Dinner guest: Martin Luther King, Jr.
Bucket list: Go on an African safari
Music: Drake, John Legend, Kenny Chesney, Marvin Sapp
Philly restaurant: Fogo de Chao
Cheesesteak spot: Tony Luke's
Movies: Scarface, Something About Mary, Any Given Sunday, Above the Rim
TV shows: Swamp People, Duck Dynasty, World's Dumbest
Place to visit: Caribbean

An intelligent and athletic safety, Nate Allen started in 13 games in 2012 and notched a career high with 81 tackles. A second round draft choice of the Eagles in 2010, Allen starred at South Florida in college, compiling nine career interceptions and three touchdowns for the Bulls en route to second-team All-Big East honors during his senior season.

2012 HIGHLIGHTS

- Recorded a game-high 11 tackles vs. Bal. (9/16)

BIRDSEED

- Credits his father, Jackie, with having the greatest influence on his life and career. Jackie played professional basketball in Europe and now coaches at Ft. Myers Middle School, where he also works security. "He's always been my role model, and he instilled in me the value of working hard and putting the Lord first in everything you do."
- Played every position while in Pop Warner football, and said people began to notice him because he was always in the mix on every play. "People tell me that when I started playing, I would be the kicker on a kickoff and I would beat everyone down the field by a long stretch to make a tackle."
- Since his rookie year, Allen's F.L.Y. High Youth Football Camp has given the Cape Coral community an opportunity to take part in an organized football experience with the NFL veteran. For more information, please visit flyhighcamp.com



- In a lifetime of unforgettable moments and breakthrough performances on the field, one play in particular stands out for Allen. "My first career interception in my very first NFL game. It was a surreal feeling to be out on the field that day, but what made it even more memorable was the fact that I picked off [Packers QB] Aaron Rodgers in the fourth quarter."



In 2010, Allen became the only Eagle ever with at least three interceptions and two sacks in his rookie season

2012 GAME-BY-GAME STATISTICS

Date	Opp	W/L	P/S	S	A	T	Sac	Hur	Int	Yds	Lg	KD	FF	FR
Sep 9	at Cle	W	1/1	4	1	5	0.0	0	0	0	0	1	0	0
Sep 16	Bal	W	1/1	10	1	11	0.0	0	0	0	0	1	0	0
Sep 23	at Ari	L	1/1	3	4	7	0.0	0	0	0	0	0	0	0
Sep 30	NYG	W	1/1	3	1	4	0.0	0	0	0	0	2	0	0
Oct 7	at Pit	L	1/1	7	0	7	0.0	0	0	0	0	1	0	0
Oct 14	Det	L	1/1	3	0	3	0.0	0	0	0	0	0	0	0
Oct 28	Atl	L	1/1	8	1	9	0.0	0	0	0	0	0	0	0
Nov 5	at NO	L	0/0	INACTIVE/HAMSTRING										
Nov 11	Dal	L	1/1	3	1	4	0.0	0	0	0	0	0	0	0
Nov 18	at Was	L	1/1	4	2	6	0.0	0	0	0	0	0	0	0
Nov 26	Car	L	1/1	4	1	5	0.0	0	0	0	0	0	0	0
Dec 2	at Dal	L	1/1	5	2	7	0.0	0	0	0	0	0	0	0
Dec 9	at TB	W	1/1	3	1	4	0.0	0	0	0	0	0	0	0
Dec 13	Cin	L	1/1	3	6	9	0.0	0	0	0	0	1	0	0
Dec 23	Was	L	1/0	0	0	0	0.0	0	0	0	0	0	0	0
Dec 30	at NYG	L	1/0	0	0	0	0.0	0	0	0	0	0	0	0
Totals			15/13	60	21	81	0.0	0	0	0	0	6	0	0

HOMETOWN HOBBIES

Nate Allen's spirited nature as a professional athlete carries over into other aspects of his life as he and his closest friends take part in various outdoor activities back in his hometown of Cape Coral, FL. "I'm a big fishing, hunting and golf guy," said Allen. "Back home, my buddies and I jump in our swamp buggy, drive through the marshes and hunt. A lot of people outside of Florida don't know what a swamp buggy is, but it's this massive vehicle with large tires."




Allen is also a competitive sports fisherman as he and his friends take to the sea quite often. In fact, one of his most memorable catches was a six-foot tarpon fish that weighed over 220 pounds.



Said Allen, "It was so big that it knocked me and my buddy over after we pulled it into the boat. Since there was no room for it, we had to eventually throw it back."

30 Colt Anderson

Safety
5-10, 194
Montana
4th year
Born 10/25/85 in Butte, MT
Butte (MT) HS, Butte, MT
Acquired - FA [Min] 2010



Whether it is a key block on a long punt return or a clutch open-field tackle on a kickoff return, Colt Anderson does it all for the Eagles special teams units. He was plucked off Minnesota's practice squad midway through the 2010 season and was named the Eagles special teams MVP by a vote of his teammates in 2011 and 2012. He was also voted by his peers as the team's playoff captain in 2010. Anderson was a two-time MVP as a safety at Montana. He was originally signed by Minnesota as a rookie free agent in 2009.

2012 HIGHLIGHTS

- Named as the Eagles 2012 Ed Block Courage Award recipient in a vote by his teammates. Given to a player on each of the 32 NFL teams, the award honors NFL players who commit to the principles of sportsmanship and courage
- Named to the CBSSports.com 2012 NFL All-Pro Team as a special teamer
- Voted by his teammates as the team's special teams MVP after he led the team with 166 special teams production points
- Started the last four games at safety and amassed a team-high 36 tackles during that span
- Collared a team-high 10 tackles at NYG (12/30)
- Intercepted Robert Griffin III for his first-career pick in the fourth quarter vs. Was. (12/23). The interception led to an Eagles touchdown on the ensuing drive
- Recorded a career-high 11 tackles and added one knockdown vs. Cin. (12/13)
- Started first game of career at safety in place of an injured Kurt Coleman at Cin. (12/9) and recorded a career-high eight tackles



THREE-STEP DROP

First job: Mowing lawns for \$5 apiece
Favorite Meal: My mom's chicken enchiladas and meatloaf
Movies: *Varsity Blues*, *The Goonies*
TV Show: *Gold Rush*
Philadelphia restaurant: El Vez
Musicians: Brad Paisley, George Strait, and Keith Urban
Apps: TMZ, Pandora
Quote: "Whether you think you can or you think you can't, you're right." - Henry Ford
Vacation: Family's cabins in Canyon Ferry and Seeley Lake in Montana
On bucket list: Skydiving
Favorite teams growing up: Miami Dolphins and Chicago Bulls
Favorite athlete to watch right now: Troy Polamalu
Funniest Eagle: Jon Dorenbos

- Initially started playing football in the 4th grade because his dad was a coach and his brothers played the sport. "I was the little runt running around playing football with my brothers and their friends," recalled Anderson. "I started out as a lineman because I weighed too much, but I was still fast."
- An offensive and defensive team MVP as a senior at Butte (MT) HS, Anderson finished his career with 310 tackles and nine interceptions. As a running back, he totaled 850 rushing yards and 12 touchdowns
- **Pregame ritual:** Reciting a chant that was created by his little league football team
- **Favorite sports moment growing up:** As a senior at Montana when the Grizzlies broke out their throwback uniforms against their rival, Montana State. "We surprised everyone when we came out in those jerseys and, to top it all off, we won the game." He finished the contest with six tackles and a fumble recovery
- **Guilty pleasure:** Sweets, especially his mother's chocolate cake and chocolate chip cookies



UPTOP WITH HIS CLOTHING LINE

Colt and his brother, Luke, and their friends founded a clothing line, UPTOP Clothing Co., in 2010. Based in Montana, The term UPTOP comes from a celebration that is often seen in the sports world by teammates jumping up and celebrating together. The company's mission statement: "Is about Enjoying The Moment. When a big moment happens, you can't let it pass you by. You need to embrace it, celebrate, and go UPTOP!" For more info, log on to www.teamuptop.com



PERSONAL


- He and his wife, Keelie, have two sons, Cage (born 10/25/11) and Krew (born 10/18/12), and reside in Philadelphia
- His father Mike, is a school teacher while his mother, Michele is a dance teacher in Butte, MT. Has two older brothers, Beau and Luke, and a younger sister, Brianna
- His uncles, Dave Manovich (1971-73) and Pat Sullivan (1976-79), both played football at the University of Montana
- Earned a degree in business information systems, while also earning a teaching certificate in secondary education

MIRROR IMAGE

Colt Anderson is walking in the footsteps of another Montana alum and former Eagles safety - Tim Hauck. Hauck was his position coach at Montana, and just like his mentor, Anderson was a walk-on for the Grizzlies. "He was a big influence on me," says Anderson. "He was a former Montana walk-on and he taught me that size doesn't matter."



30 Colt Anderson



2011 HIGHLIGHTS

- Was voted by his teammates as the special teams MVP. Led the team in special teams production points (168) and special teams tackles (12) before being placed on Injured Reserve on 12/5
- Recovered a blocked field goal attempt by David Akers vs. SF (10/2) (King Dunlap blocked it) and returned it 10 yards, leading to an Eagles FG

2010 HIGHLIGHTS

- Tied for third on the Eagles with 12 special teams tackles
- Led the team with five special teams tackles in his NFL debut at Was. (11/15)

COLLEGE HIGHLIGHTS

- Finished his career ranked fifth on the school's all-time list with 313 tackles. Also totaled eight interceptions, three fumble recoveries, three forced fumbles, one sack, 17 pass deflections and 14.5 TFLs
- Earned the following awards and honors: FCS All-American (2008); *The Sports Network* All-American honorable mention (2007); *The College Sporting News* "Fab 50" team selection (2007); All-Big Sky honoree (2008, 2007, 2006); Steve Carlson Award (2008); Golden Helmet Award (2008, 2007); Tony Barbour Award (2008, 2006)
- A senior defensive team captain in 2008, started in all 16 games while leading the team in tackles (129), which tied the school's single-season mark and ranked eighth in Big Sky Conference history. Also tallied three interceptions, two fumble recoveries, one forced fumble, one sack, 6.5 TFLs and six pass deflections
- As a junior in 2007, started in all 12 games, while ranking first on the team in interceptions (4) and pass deflections (9), and fourth in tackles (85)
- Started in all 14 games as a sophomore in 2006, and finished the season ranked fourth on the team with 92 tackles. Also added one interception, one forced fumble, two pass deflections and one TFL
- Played in five games and finished with seven tackles as a freshman in 2005
- Redshirted in 2004

INJURY HISTORY

- Rendered inactive vs. NYG (9/30/12) with a knee injury
- Inactive at Cle. (9/9/12) as he continues to recover from off-season ACL surgery
- Underwent successful ACL reconstruction and partial meniscectomies surgery on 12/8/11 after suffering a torn ACL (left knee) in the 2nd quarter at Sea. (12/1/11). He was placed on Injured Reserve on 12/5/11

ANDERSON'S CAREER STATISTICS

Year	Team	GP/GS	TACKLES					INTERCEPTIONS					FF	FR	Yds	STT	
			Tot	Solo	Ast	Sack	Yds	Int	Yds	Lg	TD	KD					
2010	Phil.	8/2	8	5	3	0.0	0	0	0	0	0	0	0	0	0	0	12
2011	Phil.	12/0	0	0	0	0.0	0	0	0	0	0	0	1	0	0	12	
2012	Phil.	14/4	37	27	10	0.0	0	1	4	4	0	2	0	0	0	6	
TOTALS		34/6	45	32	13	0.0	0	1	4	4	0	2	0	1	0	30	
PLAYOFFS																	
2010	Phil.	1/0	0	0	0	0.0	0	0	0	0	0	0	0	0	0	0	
TOTALS		1/0	0	0	0	0.0	0	0	0	0	0	0	0	0	0	0	

ADDITIONAL CAREER STATISTICS

BLOCKED FIELD GOAL RECOVERIES: (1) - 2011 [vs.SF 10/2/11 (David Akers)]

2012 GAME-BY-GAME STATISTICS

Date	Opp	W/L	P/S	S	A	I	Sac	Hur	Int	Yds	Lg	KD	FF	FR	
Sep 9	at Cle	W	0/0				INACTIVE/ KNEE								
Sep 16	Bal	W	1/0	0	0	0	0.0	0	0	0	0	0	0	0	
Sep 23	at Ari	L	1/0	0	0	0	0.0	0	0	0	0	0	0	0	
Sep 30	NYG	W	0/0				INACTIVE/ KNEE								
Oct 7	at Pit	L	1/0	0	0	0	0.0	0	0	0	0	0	0	0	
Oct 14	Det	L	1/0	0	1	1	0.0	0	0	0	0	0	0	0	
Oct 28	Atl	L	1/0	0	0	0	0.0	0	0	0	0	0	0	0	
Nov 5	at NO	L	1/0	0	0	0	0.0	0	0	0	0	0	0	0	
Nov 11	Dal	L	1/0	0	0	0	0.0	0	0	0	0	0	0	0	
Nov 18	at Was	L	1/0	0	0	0	0.0	0	0	0	0	0	0	0	
Nov 26	Car	L	1/0	0	0	0	0.0	0	0	0	0	0	0	0	
Dec 2	at Dal	L	1/0	0	0	0	0.0	0	0	0	0	0	0	0	
Dec 9	at TB	W	1/1	5	3	8	0.0	0	0	0	0	0	0	0	
Dec 13	Cin	L	1/1	8	3	11	0.0	0	0	0	0	1	0	0	
Dec 23	Was	L	1/1	5	2	7	0.0	0	1	4	4	1	0	0	
Dec 30	at NYG	L	1/1	9	1	10	0.0	0	0	0	0	0	0	0	
Totals			14/4	27	10	37	0.0	0	1	4	4	2	0	0	

81 Jason Avant

Wide Receiver

6-0, 212


Michigan

8th year

Born 4/20/83 in Chicago, IL

Carver HS, Chicago, IL

Acquired - D4b-06 (109th overall)



A physical and sure-handed receiver, Jason Avant is a reliable weapon for the Eagles with most of his work coming inside the unfriendly confines of the hashmarks. He posted a career-high 53 catches in 2012 and, in fact, has increased his reception total in each of his first seven seasons since joining the team as fourth round draft choice in 2006. Avant was awarded with a five-year contract extension in 2010.

2012 HIGHLIGHTS

- Recorded season highs in catches (7) and yards (133) at TB (12/9). His day included a **spectacular 20-yard, one-handed grab from Nick Foles on a 3rd-and-17 play**, a season-long 39-yard catch to set up a TD in the first half, and a clutch, 22-yard reception on 4th down in the final seconds of the game to set up the game-winning score



CAREER HIGHLIGHTS

- Including playoffs, Avant has converted 75 of his 87 career 3rd-down catches for 1st downs. "It's called taxing," said Avant about playing in the slot. "You go over the middle, you're going to have to pay a tax. You can do business there, but you're going to get taxed. And that tax is getting hit. You get used to it."

BIRDSEED

- One of the most humble and determined players in football, Avant is proud to have devoted his life to Jesus Christ on May 4, 2003 (during his sophomore year at Michigan) at the True Worship Church in Detroit. He was inspired that day by Pastor Lovell Cannon. He credits his late grandmother, Lillie, for trying to instill those values in him at an early age. "Growing up with her amongst all the gangs, violence and shootings at our house, she constantly prayed for me to live life the right way. It's now in my heart. It's my life." He refers to May 4 as his Christian birthday
- Has become very involved in "freelance" social work through his church, and hopes to stay involved after his football playing days are over. His main focus is on child and teen development
- Lives by this quote from his college position coach, Erik "Soup" Campbell: "Don't count your catches, count your wins"
- Owens and plays an 88-key digital piano at his home. "I can play about 12 gospel songs start to finish. I'm not a pro by any means, just still trying to perfect my skills. I just want to worship God in every way I can. I hear things at church and then I go and try to play them at home."

- Teammate you have had the most respect for:** Brian Dawkins. "I like the way he carried himself in the locker room, what he stood for and how he played. It's rare to find guys that practice what they preach. And he did it."

- Enjoys playing Scrabble, his favorite board game. "It makes you think and it keeps your mind active. It also helps me communicate with all the words I've learned from playing."

- Most underrated aspect of his position:** Awareness "It's highly underrated. A lot of times, there's a clock that goes off in your head and the ball has been released already. It's timing. It's just a feeling. It's a talent that you work on with your quarterbacks but it's something that you must have inside you."

- Best advice to aspiring athletes:** "It doesn't cost anything to listen. There's no replacement for hard work. Don't depend on talent alone, depend on hard work to improve your talent. And finally, recognize that you are beneath God and be humble."

- Worried about getting a job to support his family, he clearly remembers the advice he received from his high school football coach, Willie Simpson, a father figure to him. "As a sophomore in high school, he said if I would give my time and work hard for him in football for two years, I would not have to work a day in my life."

THREE-STEP DROP

Favorite Apps: Scrabble

Musician: Marvin Winans, Sr.

Love most about Philadelphia: The grit and personality of the city

Favorite TV stations: ESPN, HGTV, TBN and CNN

Website: Yahoo.com

Book: The Bible

Quote: 1 Corinthians 10:12 "Therefore let him that thinks he stands take heed lest he fall"

Collects: Autographed memorabilia of his favorite teammates and athletes

Movies: *The Passion of the Christ* and *Braveheart*

Talent Most Like to Have: Singing


MENTORS OF THE MENTOR

Avant overcame a rough childhood to become a fine football player and an even better human being, who now finds himself mentoring young teammates. Three influential people early in his life were his trainer, Will Franklin, his wide receivers coach in college, Erik "Soup" Campbell, and former NFL safety and Chicago native Rodney Harrison.

"Soup" Campbell: "I consider Jason one of my sons. He certainly wasn't born with a silver spoon in his mouth. He's one of the hardest working receivers I have ever been around. I still use him as an example of how a guy like Jason, who wasn't the biggest, fastest, or most talented guy, can work hard to succeed and master his craft."

Harrison, who met him during Avant's sophomore year of high school: "He's like a little brother that I never had ... He did it the right way. He didn't complain. He didn't cry to anyone. He's always positive. I saw a young guy who kept fighting, kept pushing back and thought 'this little cat has got some heart.' Jason has toughness and pride, but not arrogance, and that's the thing that really attracted me to Jason."

81 Jason Avant



AVANT'S CAREER STATISTICS

Year	Team	GP/GS	No	Yds	Avg	Lg	TD	STT
2006	Phil.	8/3	7	68	9.7	18	1	6
2007	Phil.	15/5	23	267	11.6	31	2	13
2008	Phil.	15/6	32	377	11.8	31	2	3
2009	Phil.	16/9	41	587	14.3	58	3	2
2010	Phil.	16/3	51	573	11.2	34	1	2
2011	Phil.	16/7	52	679	13.1	35	1	1
2012	Phil.	14/6	53	648	12.2	39	0	2
TOTALS		100/39	259	3199	12.4	58	10	29
PLAYOFFS								
2006	Phil.	2/0	0	0	0.0	0	0	2
2008	Phil.	3/2	11	113	10.3	21	0	0
2009	Phil.	1/1	2	32	16.0	20	0	0
2010	Phil.	1/0	7	93	13.3	24t	1	0
TOTALS		7/3	20	238	11.9	24t	1	2

ADDITIONAL CAREER STATISTICS

RUSHING: 1-1 (2007)

FUMBLES/LOST: (4/3) - 2006 (1/1), 2009 (1/0), 2011 (2/2)

TWO-POINT CONVERSIONS: (2) - 2009 (pass from McNabb), 2010 (pass from Vick)

2012 GAME-BY-GAME

Date	Opp.	W/L	P/S	No	Yds	Avg	Lg	TD	
Sep 9	at Cle	W	1/0	4	27	6.8	8	0	
Sep 16	Bal	W	1/0	2	33	16.5	17	0	
Sep 23	at Ari	L	1/1	3	38	12.7	17	0	
Sep 30	NYG	W	1/0	2	30	15.0	23	0	
Oct 7	at Pit	L	1/0	3	34	11.3	12	0	
Oct 14	Det	L	1/0	2	21	10.5	17	0	
Oct 28	Atl	L	1/1	4	45	11.3	14	0	
Nov 5	at NO	L	1/0	6	56	9.3	13	0	
Nov 11	Dal	L	1/1	1	-1	-1.0	-1	0	
Nov 18	at Was			INACTIVE/HAMSTRING					
Nov 26	Car			INACTIVE/HAMSTRING					
Dec 2	at Dal	L	1/0	4	79	19.8	29	0	
Dec 9	at TB	W	1/1	7	133	19.0	39	0	
Dec 13	Cin	L	1/1	3	44	14.7	25	0	
Dec 23	Was	L	1/0	8	70	8.8	16	0	
Dec 30	at NYG	L	1/1	4	39	9.8	15	0	
Totals				14/6	53	648	12.2	39	0

CAREER HIGHS

Rec.	9	(10/9/11 at Buf)
Yards	156	(11/15/09 at SD)
Long	58	(11/15/09 at SD)
TDs	1	(last 11/27/11 at NE)

100-YARD RECEIVING GAMES (5)

Yds.	Date	Opp.	Rec.
156	11/15/09	at SD (L)	8
139	10/9/11	at Buf (L)	9
133	12/9/12	at TB (W)	7
110	11/27/11	vs. NE (L)	8
101	12/15/08	vs Cle (W)	5

PERSONAL

- He and his wife, Stacy, have two daughters, Jala and Amya ... Jason likes to use the acronym of Jala: "Jason Avant's Little Angel"
- Is the son of the late Jerry Avant and Claudette Patrick ... also has a special aunt, Shirley, who he said, "took me in after my grandmother got up there in age. She ended up taking care of both of us."
- Earned All-America honors as a receiver and safety at Carver HS in Chicago, IL, where he set school records for catches (148), yards (2,150), TDs (37), and INTs (18). Did not play football until his sophomore year and played WR for the first time as a junior
- Also excelled in basketball and helped lead his team to the Elite 8 of the Chicago public school playoffs. Was recruited to play basketball at UCLA, TCU, and Illinois
- Hosts an annual Christ First Football Camp that alternates between his hometown of Chicago and Camden. The camp feature lessons in football and Christianity.

- In 2010, voted by his teammates as the Ed Block Courage Award recipient for the adversity he overcame as a youngster. Avant believes his climb from a troubled childhood to established NFL player can positively influence youths who are going through what he did at their age. "Definitely," he said. "I think that the biggest thing is to let them know they have a way out through Jesus Christ and through hard work and dedication and through belief. I definitely know that me telling the story to kids who are coming from a neighborhood like I came from, wherever it is, we can all identify with hard times, no matter who you are. [I want to let people know] that you can overcome and I think kids can understand that"
- Is a high-scoring member of the Eagles offseason basketball team
- Earned a degree in sociology. Twice earned academic All-Big Ten honors and three-time UM Athletic Academic Achievement accolades
- Full name: Jason Raye Avant



72 Michael Bamiro

Tackle

6-8, 340




Stony Brook

Rookie

Born 10/09/90 in Brooklyn, NY

Pocono Mountain West HS, Pocono Summit, PA

Acquired - Rookie FA (2013)



A three-year starter at Stony Brook, Michael Bamiro signed with the Eagles during the 2013 offseason. A first-team All-Big South selection in 2012, Bamiro made 33 consecutive starts at right tackle for the Seawolves and blocked for two 1,000-yard rushers in each of his three seasons (six total) with the team. A native of Tobyhanna, Pa., Bamiro graduated from Pocono Mountain West High School and saw time on both sides of the ball, recording 22 tackles as a senior while leading his team to an 8-2 record and a top-50 ranking in the state.

TRAINING WITH TRA

Prior to signing with the Eagles, Bamiro had ties to former Eagle Tra Thomas as he trained with him at Thomas' gym, 7 Deuce Sports in Cherry Hill, NJ. "He has a similar size to me, so he knows how to get my body in the right position," said Bamiro. "Within the short time I have been working with Tra, I have been improving."

"I think he's a solid athlete, someone that kind of fell through the cracks," said Tra of Bamiro. "He has large hands, he bends well. We worked on both right and left stances; he's coachable." Bamiro wears number 72, the same number Tra donned as an Eagle.



PERSONAL

- Was team captain as a senior at Pocono Mountain West High School
- Earned one letter as a lineman for the Panthers
- Also lettered in track
- Son of Samuel and Christiana
- Has two brothers: David, who played football at Stony Brook, and Solomon, who played basketball for the Seawolves and the Harlem Globetrotters
- Earned a degree in journalism
- Born in Brooklyn, NY
- Follow Michael on Twitter: @MichaelBamiro

THREE-STEP DROP

Trade places with: Howie Roseman. "He has his stuff together"

Career if not in football: Reporting on football with his degree in journalism

Actor to play him in a movie: The star of *The Blind Side*, Quinton Aaron

Favorite team/athlete growing up: New York Giants

Athlete to watch now: Jason Peters

Bucket list: Winning the Super Bowl

Meal: Chicken Terriyaki

TV show: *Duck Dynasty*

Music: Kid Cudi

Guilty pleasure: Red velvet chocolate chip cookies

Favorite part of football: Enjoys the mental and physical efforts

COLLEGE HIGHLIGHTS

- Named first-team All-Big South and blocked for two 1,000-yard rushers for a third straight season
- In 2011, started all 13 games at right tackle and blocked for an offense that ranked second in the FCS in scoring (38.0 ppg), fourth in rushing (267.31) and eighth in total offense (441.62)
- Played in all 11 games, starting 10 at right tackle in 2010 and was the Seawolves' Offensive Rookie of the Year
- As a freshman, blocked for a rushing attack that ranked ninth in the FCS with 128 yards per game
- Redshirted in 2009

76 Allen Barbre

Tackle

6-4, 310

Missouri Southern State

6th year

Born 6/22/84 in Neosho, MO

East Newton HS, Granby, MO

Acquired - FA (13)



THREE-STEP DROP

Greatest love besides football: Hunting
Talent he'd most like to have: Ability to fly

Actor that would play him in a movie: John Wayne

Favorite athlete: Michael Jordan

First job: Hauling hay in the summer at a local farm

TV Show: Duck Dynasty

Meal: Thanksgiving food

Hobby: Working on old cars

A tackle with six years of NFL experience, Allen Barbre signed with the Eagles in the 2013 offseason. Barbre has appeared in 32 games with seven starts in his career, splitting time between Green Bay (2007-09), Miami (2010) and Seattle (2010-12). A former fourth round draft pick of the Packers in 2007, Barbre was a four-year starter at Missouri Southern State where he was named a consensus All-American, All-Mid-America Intercollegiate Athletics Association and All-Region first-team selection as a senior in 2006.

COLLEGE HIGHLIGHTS

- Named as a consensus All-American, All-MIAA and All-Region first-team selection as a senior in 2006
- In 2006, helped lead an offensive line that amassed 3,461 yards for the season, including 2,527 passing

IN THE TRENCHES

- **Position he'd most like to play other than o-line:** Tight End
- **Best part of being an o-lineman:** "You get to be dirty and nasty and get away with it."
- **Best and worst part of being 6-4, 310 pounds:** "Best - plain and simple, I get to play football for a living. Worst - trying to find a tree stand that I can fit into when I go hunting."

BIRDSEED

- Claims the biggest influence on his life and career is his high school coach, Larry Bunn. "Coach Bunn saw something in me and made sure I was headed in the right direction," said Barbre. "He got to me at a young age and made sure I was doing the right things."
- Became the highest drafted player ever from Southern Missouri State when he was drafted by the Packers in the fourth round of the 2007 NFL draft (119 overall selection)

PERSONAL

- Raised by his mother, Debbie, who works at a nursing home. Has one brother, Bobby
- He and his wife, Callie, have a son, Knox
- Owns two french bulldogs, Bigs and Bailey
- Attended East Newton High School in Granby, MO
- Majored in criminal justice
- Is an avid country music fan
- Has become involved with Camp Quality in Missouri, which is a camp for kids with cancer

CAREER SERVICE

YEAR	TEAM	GP/GS	Playoffs		
2007	GB	7/0	YEAR	TEAM	GP/GS
2008	GB	8/0	2007	GB	2/0
2009	GB	10/7	Totals		
2010	Sea.	3/0	2/0		
	Mia.	0/0	Starts by position: 2009: 7 at RT		
2011	Sea.	4/0			
Totals		32/7			
First NFL game: 9/23/07 vs. SD					
First NFL start: 9/13/09 vs. Chi.					

2 Matt Barkley

Quarterback

6-2, 227

USC

Rookie

Born 9/8/90 in Newport Beach, CA

Mater Dei HS, Santa Ana, CA

Acquired - D4-13 (98th overall)



THREE-STEP DROP

Greatest love besides football: My wife
Person he'd like to trade places with for a day: A Navy Seal on a mission

Talent he'd most like to have: "The ability to cook a delectable 5-course meal."

Actor that would play him in a movie: Chris Hemsworth

Favorite personal moment in sports growing up: Winning the Super Bowl as a 7th grader. Also kicked a 34-yard FG in the semi-finals

Teams/athletes growing up: Anaheim Angels, LA Lakers/Tom Brady, John Elway, Kobe Bryant

Most played band on his iPod: Need to Breathe

Meal: American w/out

Book: *The Bible*, *Lone Survivor* and *Unbroken*

TV Show: *Big Bang Theory*

Movie: *Ironman*

Funniest Eagle: Jon Dorenbos

Apps: Uber, Tweetbot, Alien Blue

The all-time leading passer in Pac-12 Conference and USC history, Matt Barkley was drafted by the Eagles in the fourth round of the 2013 NFL Draft. A four-year starter for the Trojans, Barkley finished his career with over 12,000 passing yards and became the only player in conference history to throw for over 100 touchdowns (116) in a career. As a senior, Barkley finished third in the conference and 12th in the nation in pass efficiency (157.55) and established USC single-game passing and touchdown records with 493 yards and six touchdowns in separate contests. A graduate of Mater Dei High School, Barkley became the first freshman quarterback to start at the football powerhouse since Todd Marinovich in 1985.

BIRDSEED

- Comes from a family of athletes as his father, Les, was a four-year letterwinner (1976-79) in water polo at Southern Cal, captaining the Trojans in his final two season and earning second-team All-American honors as a senior. His brother, Sam, is a hurdler on USC's track team. His cousin, Robbie Boyer, was a two-yaer letterman at USC and recorded his only reception on a pass from Barkley in the season finale in 2011
- Married to his long-time sweetheart, Brittany. The two met in kindergarten and began dating when they were 16 years old
- **Favorite quote:** "Hell begins on the day when God grants us a clear vision of all that we might have achieved, of all the gifts which we have wasted, of all that we might have done, which we did not do." - Giancarlo Menotti
- **First jobs:** Taught guitar lessons and also worked valet parking cars at a local mall

PERSONAL

- Raised by his father, Les, and his mother, Beverly. Also has two younger siblings that are twins: brother, Sam, and sister, Lainy
- Attended Mater Dei High School in Santa Ana, CA, where he became the first freshman to start at quarterback at the school since 1985
- Finished his high school career as the all-time passing yardage leader in Orange County, surpassing the record set by Marinovich in 1987
- His 2008 honors included Super Prep All-American, Prep Star All-American, Scout.com All-American first team, ESPN 150, Super Prep Elite 50, Prep Star Dream Team, MVP of the Under Armour All-American Game, Super Prep All-Farwest, Prep Star All-West, Long Beach Press-Telegram Best in the West first team, Orange County Register Fab 15 first team, Tacoma News Tribune Western 100, Cal-Hi Sports All-State third team and All-Trinity League Co-MVP, as the senior quarterback completed 177-of-325 passes (54.5%) for 2,877 yards with 23 scores
- Named the Gatorade Male High School Athlete of the Year, the Gatorade National Football Player of the Year (the first time a junior was ever selected for either honor) and the Joe Montana Quarterback of the Year as a junior in 2007
- Was also named to the *USA Today* All-USA second team, *EA Sports* All-American second team, *Rivals.com* Junior of the Year, Cal-Hi Sports All-State Underclass first team, All-CIF Pac-5 Division first team, Los Angeles Times All-Star Glenn Davis Award and Orange County Register All-Orange County Offensive MVP as he completed 213-of-340 passes (62.6%) for 3,576 yards (an Orange County record) and 35 touchdowns
- Earned his degree in communications with a minor in business

COMMUNITY QUARTERBACK



Barkley has been a big proponent of community work his entire life. When asked what he'd be doing if he wasn't playing football, Barkley replied: "Some sort of philanthropy work. I really enjoy serving kids and seeing their faces light up. Really any type of community work, I just think it's the right thing to do." Here are some of the things Barkley has been involved in:

- Assists his parents, who started the Monarchs for Marines (M4M) campaign, where hundreds of students, coaches and parents at Mater Dei high school volunteer to landscape and renovate youth areas at the nearby Marine Corps Base, Camp Pendleton
- Spent 11 days during his 2010 Christmas break in Nigeria, visiting orphans, widows, villagers and prisoners, doing construction work, distributing supplies and gifts and sharing in daily fellowship
- Led a contingent of 16 USC Trojans in 2012 that spent five days in Haiti building houses and delivering more than 2,000 pounds of supplies for orphanages and schools
- While at USC, frequently spoke to young students about the importance of staying in school

98 Connor Barwin

Linebacker

6-4, 264


Cincinnati

5th year

Born 10/15/86 in Southfield, MI

University of Detroit HS, Detroit, MI

Acquired - FA (Hou) 2013



THREE-STEP DROP



Greatest love besides football: Basketball

What he'd be doing if not playing football: Coaching football or basketball

Actor that would play him in a movie: Adam Sandler

Favorite team/athlete growing up: Detroit Lions/Barry Sanders

Bucket list: Win the Super Bowl

Quote: "Hard work and good times always go together, but hard work always comes first." - Wade Phillips

Meal: Spaghetti

Book: *Psychopath Test*

Movies and TV: Documentaries

Funniest Eagle: Evan Mathis

A former second-round draft pick of the Houston Texans in 2009, the athletic and versatile Connor Barwin signed a six-year contract with the Eagles during the 2013 offseason. Originally drafted as a defensive end, Barwin made the transition to outside linebacker following the 2010 season and responded to the move with 11.5 sacks in 2011, the fourth-highest total in Texans franchise history. Once a tight end at the University of Cincinnati, Barwin moved to defensive end as a senior in 2008 and went on to finish third on the program's single-season sack list with 12, en route to first-team All-American and All-Big East Conference honors.

CAREER HIGHLIGHTS

- Ranks fourth in Texans history with 19.0 sacks, including a career-high 11.5 sacks in 2011
- Became just the second Texan to record double-digit sacks in a season in 2011, joining Mario Williams, who achieved the feat in 2007 and 2008
- Named to the 2011 USA Today All-Joe team, after recording a career-high 11.5 sacks during his first year as an outside linebacker. The All-Joe team honors the NFL players whose work doesn't necessarily garner headlines, but is integral to the success of their football team
- Set a Texans single-game record with 4.0 sacks at Jac. (11/27/11)
- Named AFC Defensive Player of the Month in November 2011 after recording 6.5 sacks over a three-game stretch during the month

TWO-SPORT STAR




Known for his versatility and athleticism, Barwin was a two-sport athlete at the University of Cincinnati. In addition to football, Barwin saw action in 39 games in two seasons on the school's basketball team.

2012 HIGHLIGHTS (with Houston)

- Sacked Colts QB Andrew Luck for a loss of seven yards, collared five tackles and notched one pass defensed in a win vs. Ind. (12/16)
- Recorded six tackles, including a sack of Bills QB Ryan Fitzpatrick vs. Buf. (11/4)
- Registered his first sack of the season and his first safety when he brought down Ravens QB Joe Flacco in the end zone in the first quarter vs. Bal. (10/21)
- Made four tackles and recovered a fumble to clinch a victory at Denver (9/23)

ENVIRONMENTAL LB



When he's not busy terrorizing opposing quarterbacks, Barwin prides himself on being environmentally conscious and recently purchased a completely electrical-powered car from Tesla. Barwin's car of choice while in Houston was a Prius hybrid.

BIRDSEED

Sometimes referred to as the NFL's biggest hipster, Barwin has been known to fully integrate himself into the city he plays for and would often be seen frequenting local restaurants and taking public transportation to work while in Houston, just to name a few things. "My dad was a city manager, so I gained an appreciation for cities from him," said Barwin. "He used to take me around different cities and point out all the differences and great places to go. I really got that from him and just try to embrace wherever I am."

- One of four Cincinnati Bearcats on the Eagles roster, Barwin was college roommates with Eagles C Jason Kelce and backed up Eagles TE Brent Celek for two seasons (2005-06) before moving to defensive end as a senior

TOUGH CIRCUMSTANCES, TOUGH PERSON

Barwin overcame adversity at an early age in life, as he was actually born completely deaf. "They figured it out when I was around two years old," said Barwin. "I had to undergo multiple surgeries until I was about 12. It was tough, but it worked out." Barwin's hearing was completely restored in his right ear, but his hearing out of his left is somewhat limited. "It's really not a big deal. People have to deal with a lot worse in life. If anything, it's helped me be a stronger person."

- **Favorite personal moments in sports:** 1) Beating the Bengals in 2011 to give the Texans their first playoff win in franchise history 2) His four-sack performance against the Jaguars in 2011 3) Playing basketball at Madison Square Garden in the Big East tournament while at Cincinnati


Boasts a tattoo of the Detroit skyline on his biceps. Barwin grew up in Detroit and attended University of Detroit High School



PERSONAL

- Son of Tom Barwin and Margaret Bailey. Has three older brothers: Sean, Joe, and Patrick
- First-team all-state selection as a high school senior and also earned all-league, all-Catholic and all-district honors. Was the recipient of the team's offensive and defensive MVP awards as a senior
- All-league selection in basketball as a junior and an all-Catholic selection as a senior
- Served as the Grand Marshal of the 2012 Houston Art Car Parade along with former Texans teammate J.J. Watt
- Majored in history

98 Connor Barwin



BARWIN'S CAREER STATISTICS

Year	Team	GP/GS	TACKLES					INTERCEPTIONS					FF	FR	Yds
			Tot	Solo	Ast	Sacks	Yds	Int	Yds	Lg	TD	KD			
2009	Hou.	16/0	18	13	5	4.5	43.0	0	0	0	0	4	0	1	0
2010	Hou.	1/0	0	0	0	0.0	0.0	0	0	0	0	0	0	0	0
2011	Hou.	16/16	47	34	13	11.5	78.5	0	0	0	0	7	1	0	0
2012	Hou.	16/16	65	39	26	3.0	15.0	0	0	0	0	5	0	1	0
TOTALS		49/32	130	86	44	19.0	136.5	0	0	0	0	16	1	2	0
PLAYOFFS															
2011	Hou.	2/2	5	5	0	0.0	0.0	0	0	0	0	0	0	0	0
2012	Hou.	2/2	9	5	4	0.0	0.0	0	0	0	0	1	0	0	0
TOTALS		4/4	14	10	4	0.0	0	0	0	0	0	1	0	0	0

ADDITIONAL CAREER STATISTICS

SPECIAL TEAMS TACKLES: (2) - 2009 (2)

2012 GAME-BY-GAME STATISTICS

Date	Opp	W/L	P/S	S	A	T	Sac	Hur	Int	Yds	Lg	KD	FF	FR
Sep 9	Mia	W	1/1	3	1	4	0.0	NA	0	0	0	0	0	0
Sep 16	at Jac	W	1/1	1	3	4	0.0	NA	0	0	0	0	0	0
Sep 23	at Den	W	1/1	2	2	4	0.0	NA	0	0	0	0	0	1
Sep 30	Ten	W	1/1	0	1	1	0.0	NA	0	0	0	0	0	0
Oct 8	at NYJ	W	1/1	3	2	5	0.0	NA	0	0	0	1	0	0
Oct 14	GB	L	1/1	2	3	5	0.0	NA	0	0	0	1	0	0
Oct 21	Bal	W	1/1	4	0	4	1.0	NA	0	0	0	1	0	0
Nov 4	Buf	W	1/1	3	3	6	1.0	NA	0	0	0	0	0	0
Nov 11	at Chi	W	1/1	6	0	6	0.0	NA	0	0	0	0	0	0
Nov 18	Jac	W	1/1	2	0	2	0.0	NA	0	0	0	1	0	0
Nov 22	at Det	W	1/1	2	3	5	0.0	NA	0	0	0	0	0	0
Dec 2	at Ten	W	1/1	2	2	4	0.0	NA	0	0	0	0	0	0
Dec 10	at NE	L	1/1	2	1	3	0.0	NA	0	0	0	0	0	0
Dec 16	Ind	W	1/1	3	2	5	1.0	NA	0	0	0	1	0	0
Dec 23	Min	L	1/1	2	1	3	0.0	NA	0	0	0	0	0	0
Dec 30	at Ind	L	1/1	2	2	4	0.0	NA	0	0	0	0	0	0
Totals			16/16	39	26	65	3.0	NA	0	0	0	5	0	1
Playoffs														
Jan 5	Cin	W	1/1	2	0	2	0.0	NA	0	0	0	1	0	0
Jan 13	at NE	L	1/1	3	4	7	0.0	NA	0	0	0	0	0	0
Totals			2/2	5	4	9	0.0	NA	0	0	0	1	0	0

CAREER HIGHS

Tackles **10** (11/27/11 at Jac.)
Sacks **4.0** (11/27/11 at Jac.)

MULTI-SACK GAMES (2)

Sack Opponent
4.0 11/27/11 at Jac.
1.5 11/13/11 at TB

17 Arrelious Benn

Wide Receiver

6-2, 220

Illinois

4th year

Born 9/8/88 in Washington, D.C.

Dunbar HS, Washington, D.C.

Acquired - Trade (TB) 2013



THREE-STEP DROP

Talent he'd most like to have: Ability to play the piano

Person he'd like to trade places with for a day: Warren Buffett

Actor who would play him in a movie: Idris Elba

Favorite athletes: Brian Mitchell, LeBron James and Anquan Boldin

First job: Served pizzas at RFK Stadium for two seasons with his aunt

Meal: Salmon and steak

Cars: Aston Martin's and Porsche's

Book: *Secrets*

Movie: *The Program*

TV show: *Boardwalk Empire*

Musician: The Dream

Place to visit: Los Angeles, CA

Favorite aspect of the city: Downtown Philadelphia

Philly restaurant: Del Frisco's

Twitter: @ArreliousBenn

A former second-round selection of Tampa Bay in 2010, Arrelious Benn was acquired by the Eagles in a trade with the Buccaneers during the 2013 offseason. Benn recorded 59 receptions for 862 yards and five touchdowns during his three-year stint in Tampa Bay. In 2011, he started all 14 games in which he appeared and recorded career highs in catches (30), receiving yards (441) and touchdowns (3). A native of Washington, D.C., Benn starred at the University of Illinois where he became the first Illini receiver since 2002 and only the fourth player in school history to surpass 1,000 yards receiving in a single season.

BIRDSEED

- Recently began a Coat Drive in his hometown of Washington, D.C. "I used to be in a situation where I didn't have all the proper necessities," said Benn looking back on his days growing up. "I was raised in a single-parent household with four brothers, so I can relate to the struggles that some people go through. It's important that we all help out in some way."
- Participated in the Buccaneers Play 60 Challenge event with local middle school students at the team's facilities in February 2011
- Greeted youth athletes and served as an honorary captain in the 2011 Pop Warner Super Bowl in Orlando
- Visited hospital patients and sang Christmas carols to residents at Westminster Palms retirement home in December 2010
- Hosted a bowling outing for foster children and accompanied the Boys and Girls Club of Orlando to a theme park in June of 2010

FINDING THE ENDZONE FOR CANCER AWARENESS

With his grandmother losing her battle to cancer and his mother, Denise, a cancer survivor, Benn knew that he had to take matters into his own hands. In an effort to fight back against the disease, he has rallied his family and friends together for a meaningful cause: The Susan G. Komen Global Race for the Cure. The event, which takes place on Mother's Day Weekend in his hometown of Washington, D.C., is "an annual run/walk that raises funds and awareness for the fight against breast cancer, celebrates survivorship and honors those who have lost their battle." The 2013 Walk marks the first year that Benn and his supporters have taken part in the annual event.



BENN'S CAREER STATISTICS

Year	Team	GP/GS	No	Yds	Avg	Lg	TD
2010	TB	15/9	25	395	15.8	64	2
2011	TB	14/14	30	441	14.7	65t	3
2012	TB	8/1	4	26	6.5	9	0
TOTALS		37/24	59	862	14.6	65t	5

ADDITIONAL CAREER STATISTICS

KICKOFF RETURNS: 2012 (13-306-55LG)
RUSHING: 2010 (6-35), 2011 [6-(-7)], 2012 (3-16)
FUMBLES LOST: (3/2) - 2012 (1/0); 2010 (2/2)
SPECIAL TEAMS TACKLES: (16) - 2012 (6), 2010 (10)

PERSONAL

- Claims that his older brother, Trulon, his trainer, Myron Flowers, and his financial assistant, Omar Sillah, have been the biggest influences on his life and career. Adds that his older brother is the primary reason for him getting into football
- Favorite moment in sports growing up:** Playing in the Rose Bowl as a freshman at Illinois. Led the Fighting Illini with 80 receiving yards and a score on five receptions

2012 GAME-BY-GAME

Date	Opp.	W/L	P/S	No	Yds	Avg	Lg	TD
Sep 9	Car	W	0/0					
Sep 16	at NYG	L	1/0	0	0	0.0	0	0
Sep 23	at Dal	L	1/1	1	8	8.0	8	0
Sep 30	Was	L	1/0	3	18	6.0	9	0
Oct 14	KC	W	1/0	0	0	0.0	0	0
Oct 21	NO	L	1/0	0	0	0.0	0	0
Oct 25	at Min	W	1/0	0	0	0.0	0	0
Nov 4	at Oak	W	1/0	0	0	0.0	0	0
Nov 11	SD	W	0/0					
Nov 18	at Car	W	1/0	0	0	0.0	0	0
				Placed on Injured Reserve on 11/22 [Knee, Shoulder]				
Totals			8/1	4	26	6.5	9	0

CAREER HIGHS

Rush atts.	2	(12/5/10 vs. Atl.)
Yards	17	(12/12/10 at Was.)
Long	17	(12/12/10 at Was.)
Recepts.	5	(11/20/11 at GB)
Yards	122	(12/12/10 at Was.)
Long	65	(10/16/11 vs. NO)
TDs	1	(5x - 12/24/11 at Car.)
KO ret.	7	(9/16/12 at NYG)
Yards	180	(9/16/12 at NYG)
Average*	25.7	(9/16/12 at NYG)
Long	55	(9/16/12 at NYG)

*min. 3 returns

100-YARD RECEIVING GAMES (1)

Yards	Date	Opponent	Rec.	TDs
122	12/12/10	at Was (W)	4	0

22 Brandon Boykin

Cornerback

5-10, 185



Georgia

2nd year

Born 7/30/90 in Fayetteville, GA

Fayetteville County, Fayetteville, GA

Acquired - D4-2012 (123rd overall)



THREE-STEP DROP

Favorite athlete growing up: Barry Sanders

Video game: NBA 2K

Talent he'd most like to have: "I have an acoustic guitar, but I don't know how to play it yet."

Person he'd like to trade places with for a day: LeBron James

Personal moment in sports growing up: Winning the Super Bowl in pee wee football as a member of the Faye County Sentinels. Scored 4 TDs in the game

On his bucket list: Flying a plane

Collects: Shoes - over 100 pairs

Meal: Grilled tilapia with rice

Car: Porsche Panamera

Movie: Next Friday

Quote: "Failing to prepare is preparing to fail."

App: Temple Run

A fourth round draft choice of the Eagles in 2012, Brandon Boykin saw valuable playing time during his rookie campaign as the team's nickel corner and on special teams as the primary kick returner. A unique multi-dimensional threat at Georgia, Boykin saw time at cornerback, kickoff returner, punt returner, running back, "Wildcat" quarterback, a coverage man on both kickoff and punt teams, and at holder. He was the recipient of the 2011 Paul Hornung Award as a senior, which is given out annually to the most versatile player in college football.

CAMERA READY



A journalism major in college, Brandon hopes to be a sports broadcaster after his football playing days are over. In the 2013 offseason, Brandon did an internship as a college football analyst for WSB-TV, an ABC affiliate in Georgia.

Boykin co-hosted "Bulldogs Weekly," which aired on Saturdays and primarily covered all aspects of the Georgia football program. "It was a great experience for me. I loved it," said Brandon. "People don't realize that it's not an easy thing to do. You can't just step in front of the camera and start talking. There's a tremendous amount that goes into it. I have a lot of respect for the guys that do this for a living."

BIRDSEED

Has a prayer book that he reads from before every game. Said Boykin: "My mom bought it for me when I was in 8th grade. A lot of the pages are torn, but it's still holding up. There's a prayer that's applicable to pretty much any situation. I usually think about everything that went on that particular week to pick out the right prayer and go from there."

- Also a star basketball player in high school, Boykin was recruited and got offers to play at South Florida, Louisville and Georgia Tech

- Claims the biggest influence on his life and career are his parents, who have both attended every single one of Brandon's games since he was a child

- Follow Brandon on Twitter: @BrandonBoykin2

2012 HIGHLIGHTS

- Finished his rookie campaign ranked fourth in Eagles history for kickoff returns by a rookie (45) and fifth in kickoff return yards by a rookie (1,037)

- Recorded his first-career sack and forced fumble when he hit Robert Griffin III deep in Redskins territory in the third quarter vs. Was. (12/23)

CAREER HIGHS

Tackles	5	(10/7/12 at Pit.)
Sacks	1.0	(12/23/12 vs. Was.)
KO ret.	6	(12/13/12 vs. Cin.)
Yards	130	(12/13/12 vs. Cin.)
Average*	27.5	(11/26/12 vs. Car.)
Long	44	(11/26/12 vs. Car.)
*min. 3 returns		


2012 GAME-BY-GAME STATISTICS

Date	Opp	W/L	P/S	DEFENSE											KICKOFF RETURNS					PUNT RETURNS						
				S	A	T	Sac	Hur	Int	Yds	Lg	KD	FF	FR	No	Yds	Avg	Lg	TD	No	FC	Yds	Avg	Lg	TD	
Sep 9	at Cle	W	1/1	1	0	1	0.0	0	0	0	0	0	1	0	0	2	46	23.0	29	0	0	0	0	0.0	0	0
Sep 16	Bal	W	1/1	1	0	1	0.0	0	0	0	0	0	1	0	0	2	48	24.0	27	0	0	0	0	0.0	0	0
Sep 23	at Ari	L	1/0	3	0	3	0.0	0	0	0	0	0	0	0	0	3	66	22.0	24	0	0	0	0	0.0	0	0
Sep 30	NYG	W	1/0	4	0	4	0.0	0	0	0	0	0	0	0	0	3	50	16.7	21	0	0	0	0	0.0	0	0
Oct 7	at Pit	L	1/0	5	0	5	0.0	0	0	0	0	0	0	0	0	3	65	21.7	25	0	0	0	0	0.0	0	0
Oct 14	Det	L	1/1	4	0	4	0.0	0	0	0	0	0	1	0	0	5	122	24.4	31	0	0	0	0	0.0	0	0
Oct 28	Atl	L	1/0	1	0	1	0.0	0	0	0	0	0	0	0	0	4	89	22.3	28	0	1	0	7	7.0	7	0
Nov 5	at NO	L	1/0	1	0	1	0.0	0	0	0	0	0	0	0	0	1	13	13.0	13	0	0	0	0	0.0	0	0
Nov 11	Dal	L	1/0	1	0	1	0.0	0	0	0	0	0	0	0	0	4	94	23.5	26	0	0	0	0	0.0	0	0
Nov 18	at Was	L	1/0	0	0	0	0.0	0	0	0	0	0	0	0	0	0	0	0.0	0	0	0	0	0	0.0	0	0
Nov 26	Car	L	1/0	0	0	0	0.0	0	0	0	0	0	1	0	0	4	110	27.5	44	0	0	0	0	0.0	0	0
Dec 2	at Dal	L	1/0	1	0	1	0.0	0	0	0	0	0	0	0	0	3	65	21.7	22	0	0	0	0	0.0	0	0
Dec 9	at TB	W	1/1	1	0	1	0.0	0	0	0	0	0	0	0	0	2	55	27.5	32	0	0	0	0	0.0	0	0
Dec 13	Cin	L	1/0	0	0	0	0.0	0	0	0	0	0	1	0	0	6	130	21.7	30	0	0	0	0	0.0	0	0
Dec 23	Was	L	1/0	0	0	0	1.0	0	0	0	0	0	0	1	0	0	0	0.0	0	0	0	0	0	0.0	0	0
Dec 30	at NYG	L	1/0	1	1	2	0.0	0	0	0	0	0	0	0	0	3	84	28.0	0	0	0	0	0	0.0	0	0
Totals			16/4	24	1	25	1.0	0	0	0	0	0	5	1	0	45	1037	23.0	44	0	1	0	0	7.0	7	0

34 Bryce Brown

Running Back
6-0, 220
Kansas State
2nd year

Born 5/14/91 in Wichita, KS
Wichita East HS, Wichita, KS
Acquired - D7-2012 (229th overall)



THREE-STEP DROP

Favorite Movie: Wizard of Oz, I've seen it over 1,000 times, and Matilda
TV show: Anything on NatGeo
Talent Most Like to Have: To play the saxophone
Favorite Hobby: Fishing
Bucket List: Travel overseas to see pit-bull dog shows
Favorite Athlete Growing Up: Reggie Bush because he was so versatile
Team Growing Up: Los Angeles Lakers
Favorite App: DocuSign
Music: R&B and country
Favorite play: Lion King

Regarded as the number one recruit in the country in 2008, this former high school All-America selection took an unconventional route to the NFL. Brown played only 13 games on the collegiate level with Tennessee and Kansas State, rushing 104 times for 476 yards and 3 TDs. He left Tennessee following his freshman year in 2009 when head coach Lane Kiffin took a job at USC. He transferred to Kansas State and sat out the 2010 season, but suffered an ankle injury early in 2011 and played in just one game before leaving the program. After participating in the Wildcats Pro Day in 2012, he ended up being drafted by the Eagles in the 7th round. In an impressive rookie campaign, Brown broke the team's single-game rushing record with 178 yards in his first NFL start.

BIRDSEED

A self-proclaimed animal lover, Brown owns a pit-bull terrier that was shipped from Canada. "It's difficult to find a pure, pure breed here, so I did research for about eight months before getting Eilis. I have a passion for all animals, especially dogs. I'm a hands-on trainer. She climbs trees and is very athletic."

Although he left the Kansas St. program during the 2011 season, he still participated in their Pro Day in 2012 after being granted permission by head coach Bill Snyder. Said Brown, "Coach Snyder cares about all of us as people first. He wants to help every one of us, everyone that is part of his program. I've learned a lot from him and I'm grateful for what he has done for me."

THE BRYCE IS RIGHT

With 347 rushing yards in his first two NFL starts, rookie running back Bryce Brown had the 2nd highest total ever by an Eagles back in consecutive starts. Only Hall of Famer running back Steve Van Buren (379 yards in 1949) topped him. In fact, Brown had two of the team's top 15 single-game rushing performances of all time.



CAREER HIGHLIGHTS

- In his first start since Oct. 31, 2008 (his final game as a senior at Wichita East HS), rushed for an Eagles single-game rookie rushing mark of 178 yards and first two career TDs vs. Car (11/26). His yardage total was the 10th best mark in team history. His 19 carries were his most since his last high school game
- Rushed for 169 yards and two TDs on 24 carries in 2nd career start at Dal (12/2). His two-game total of 347 yards marked the 2nd highest total ever by an Eagle in consecutive games (HOF Steve Van Buren had 379 in two games in 1949).
- Became the first Eagles rookie with two touchdowns in consecutive games and the 2nd Eagles rookie with back-to-back 100-yard games (Charlie Garner in 1994)
- After just two starts, had two of the team's top 15 single-game rushing performances (178 and 169)
- Became the 5th NFL rookie since 1960 to have back-to-back 165+ yard rushing outputs

THE BUTLER DID IT

Brown quickly points to his trainer and life coach, Brian Butler, for the reason he became so successful in high school football. "I started training Bryce in the 8th grade and his goal was to become the number one player in the nation in football," recalled Butler. "Understand, he could have been the best player in football, track, basketball or baseball. He was that talented. He sacrificed a lot of accolades in those other sports. Believe it or not, he wasn't even a starter on his 8th grade football team."



BROWN'S BROTHERLY LOVE



Bryce & Arthur at Kansas State



Arthur lead blocking for Bryce

Bryce's older brother, Arthur, was drafted in the 2nd round in 2013 by Baltimore. The Browns were the first brothers to be each ranked as five-star recruits in high school, according to Rivals.com. Said Bryce, "He has been there for me every step of the way, as a brother, friend and teammate. We always shared a dream of playing in the NFL together. To know that it's actually happening now is just surreal. It's also awesome to have him so close, Baltimore is not that far from Philly."

Remains dedicated to giving back to the youth in his community. In fact, his trainer and mentor, Brian Butler, recounted Brown's draft day weekend. "I sponsor a 5th and 6th grade girls basketball team and Bryce was at every practice and game during their season. And even though he was drafted, he was still there for our practice like clockwork on Sunday at 4:30 pm. He even went to the car wash supporting the team the day before. He's serious and he's very loyal to our organization."

34 Bryce Brown



PERSONAL

- He and his wife, Morgan, reside in Philadelphia
- Is the son of Arthur and Lelonnie Brown. His brother, Arthur, is a linebacker for the Ravens, and his uncle, Lawrence Pete, played five seasons as a nose tackle for Detroit from 1989-93
- Garnered All-America honors from *USA Today* and *Parade Magazine* as a senior at Wichita East HS in 2008. Also earned all-state accolades that year. Also earned all-state and all-city honors as a junior in 2007
- As a high school student, would often serve as a tutor to 2nd grade students in his school district
- Trains in Wichita, KS, with Brian Butler, who has Bryce and all of his athletes run hills, among many other routines, in Harrison Park. "We sprint 20 yards up, forwards, backward, sideways, with our hands behind our back," said Brown. "But Brian is more than a physical trainer, he's a life trainer who helps with spiritual advice and guidance with everything in life."
- Trained in boxing and tae kwon do as a youngster
- Attended football camps headed by Hall of Fame RB Barry Sanders, a fellow Wichita native
- Majored in communications
- Full name: Bryce Lee Brown

COLLEGE HIGHLIGHTS

- In his only game action for Kansas State, rushed for 16 yards in the 2011 opener vs. Eastern Kentucky
- Sat out 2010 campaign after transferring from Tennessee
- Rushed for 460 yards as a freshman at Tennessee in 2009. Also hauled in 10 passes for 137 yards and one score
- Reeled off 104 yards on 11 carries in his first college game in 2009 opener vs. W. Kentucky

2012 GAME-BY-GAME STATISTICS

Date	Opp.	W/L	P/S	RUSHING					RECEIVING					TYS	
				Att	Yd	Avg	Lg	TD	No	Yd	Avg	Lg	TD		
Sep 9	at Cle	W	1/0	2	3	1.5	4	0	0	0	0.0	0	0	0	3
Sep 16	Bal	W	1/0	3	7	2.3	3	0	0	0	0.0	0	0	0	7
Sep 23	at Ari	L	1/0	4	28	7.0	17	0	1	8	8.0	8	0	36	
Sep 30	NYG	W	1/0	4	5	1.3	4	0	0	0	0.0	0	0	5	
Oct 7	at Pit	L	1/0	1	4	4.0	4	0	0	0	0.0	0	0	4	
Oct 14	Det	L	1/0	5	4	0.8	5	0	0	0	0.0	0	0	4	
Oct 28	Atl	L	1/0	1	5	5.0	5	0	0	0	0.0	0	0	5	
Nov 5	at NO	L	1/0	4	49	12.3	40	0	0	0	0.0	0	0	49	
Nov 11	Dal	L	1/0	3	1	0.3	2	0	0	0	0.0	0	0	1	
Nov 18	at Was	L	1/0	5	35	7.0	14	0	0	0	0.0	0	0	35	
Nov 26	Car	L	1/1	19	178	9.4	65t	2	4	11	2.8	5	0	189	
Dec 2	at Dal	L	1/1	24	169	7.0	39	2	4	14	3.5	8	0	183	
Dec 9	at TB	W	1/1	12	6	0.5	11	0	2	6	3.0	4	0	12	
Dec 13	Cin	L	1/1	16	34	2.1	8	0	1	11	11.0	11	0	45	
Dec 23	Was	L	1/0	4	18	4.5	9	0	0	0	0.0	0	0	18	
Dec 30	at NYG	L	1/0	8	18	2.3	13	0	1	8	8.0	8	0	26	
Totals			16/4	115	564	4.9	65t	4	13	58	4.5	11	0	622	

BROWN'S CAREER STATISTICS

Year	Team	GP/GS	RUSHING					RECEIVING				
			Att	Yds	Avg	Lg	TD	No	Yds	Avg	Lg	TD
2012	Phil.	16/4	115	564	4.9	65t	4	13	58	4.5	11	0
Totals		16/4	115	564	4.9	65t	4	13	58	4.5	11	0

SPECIAL TEAMS TACKLES: 2012 (2)
FUMBLES/LOST: (4/3) - 2012 (4/3) ... **KICKOFF RETURNS:** 7-140-20.0-LG25

57 Everette Brown

Defensive End
6-1, 263
Florida State
4th year

Born 8/7/87 in Stantonsburg, NC
Beddingfield HS, Wilson, NC
Acquired - FA 2013



THREE-STEP DROP

Nickname: EB
Actor who would play him in a movie: Denzel Washington
Favorite aspect of Philadelphia: The city's history and massive buildings
First job: Working for the FSU grounds crew
Meal: Mom's lasagna
Car: Ferrari 458 Italia
Perons he'd like to trade places with for a day: President Obama
Movie: Remember the Titans
TV show: Criminal Minds
Musician: Jay-Z
Favorite teams/athletes growing up: Chicago Bulls, Michael Jordan, Lawrence Taylor
Website: Google.com
Place to visit: Miami, FL
Twitter: @EveretteBrown

A former second round pick of the Carolina Panthers in 2009, Everette Brown signed with the Eagles in the 2013 offseason. Brown recorded six sacks in limited playing time in his first two seasons with the Panthers before being waived prior to the start of the 2011 season. After a brief stint with the San Diego Chargers that year, he was released following the conclusion of the season and spent the 2012 offseason with the Detroit Lions before being released as part of the team's final roster cutdown. An All-ACC and All-American performer at Florida State, Brown is very proactive in the community and leverages his own charity, the Everette Brown Bag Foundation, to reach the youth.

BIRDSEED

- Even before his arrival to Philadelphia, Brown was an avid fan of Eagles defensive end and current teammate, Trent Cole. In fact, he has even spent the last two years studying his game. "I really like his style of play," said Brown on his defensive line partner. "He's a game changer. To get a better sense of how he approaches the game, I watch him on film and ask, 'Why does he do this or why does he do that?'"
- Favorite personal moment in sports growing up was a late September matchup with Alabama during his sophomore campaign at Florida State. The game, which was played on a neutral site in Daytona Beach, FL, was the only meeting between the two teams during Brown's time in Tallahassee. In a 21-14 victory over the Crimson Tide, Brown registered a then single-game career-high two QB sacks

PERSONAL

- Son of Odell and Jenai Brown. Odell is a manager of Voith which has been a provider of fabrics and heavy felt for over 30 years
- Brown states that his parents have been the biggest influence on his life and career. Said Brown, "My parents were extremely supportive of me growing up. My mother spent time teaching me about respect and focusing on my education while my father ran from city to city with me for all of my sporting events."

EVERETTE BROWN BAG FOUNDATION

A leader among the youth, Brown puts in as much effort and commitment off the field as he does on it. The Everette Brown Bag Foundation is a registered non-profit organization designed to fight childhood obesity and promote health and fitness among children and families.

"It's all about getting back to the basics," said Brown on the concept of his charity. "We encourage kids to do the little things like taking the stairs instead of the elevator, exercising and staying fit, and maintaining healthy eating habits. My goal is to reach the parents through the children. I want the kids to be the ones to make the decision that more fruits and greens should be in the house."

If he wasn't playing football, Brown would be fully devoted to the community and its youth by persuading them to dream big and achieve the goals that they didn't think they could attain. For more information on the Everette Brown Bag Foundation, please visit www.EveretteBrownFranchise.com.



STRICTLY BUSINESS ON AND OFF THE FIELD



After acquiring a taste for smoothies at Florida State University, Brown has taken on the initiative of becoming a franchisee at one of his favorite smoothie hot spots, Tropical Smoothie Cafe. Known for its healthy appeal and fresh ingredients, the growing franchise's menu has branched out to numerous specialty items including toasted wraps, sandwiches, flatbreads and gourmet salads. "I fell in love with (their smoothies) in college," said Brown. "As you look around, you start to see them grow in numbers. They started in Florida and there are a few in Carolina. I'm very proud that I'm going to be able to launch the first Tropical Smoothie Cafe in Charlotte."

BROWN'S CAREER STATISTICS

Year	Team	GP/GS	TACKLES					INTERCEPTIONS					FF	FR	Yds
			Tot	Solo	Ast	Sacks	Yds	Int	Yds	Lg	TD	KD			
2009	Car.	15/1	22	15	7	2.5	15.0	0	0	0	0	2	2	0	0
2010	Car.	13/2	25	20	5	3.5	33.0	1	0	0	0	1	1	0	0
2011	SD	3/0	2	2	0	0.0	0.0	0	0	0	0	0	0	0	0
TOTALS		31/3	49	37	12	6.0	48.5	1	0	0	0	3	3	0	0

CAREER HIGHS

Tackles **7** (11/21/10 vs. Bal.)
 Sacks **1.5** (12/12/10 vs. Atl.)
 INTs **1** (10/10/10 vs. Chi.)

MULTI-SACK GAMES (1)

Sacks **Date** **Opponent**
1.5 **12/12/10** **vs. Atl.**

89 Derek Carrier

Tight End

6-4, 241

Beloit

1st year

Born 7/25/90 in Edgerton, WI

Edgerton HS, Edgerton, WI

Acquired - FA 2012



A former Division III standout, Derek Carrier became the first Beloit College player to earn a spot on an NFL team last season after spending his rookie campaign on the Eagles practice squad. An undrafted free agent signing of the Oakland Raiders in 2012, Carrier was a two-time All-Midwest Conference honoree and set Beloit College career marks with 189 receptions, 3,111 receiving yards and 29 touchdowns. He also broke single-season records after amassing 75 catches for 1,250 yards as a senior.

BIRDSEED

- Became the first Beloit College player to earn a spot on an NFL team's regular season roster or practice squad in 2012
- Credits his mother, Paula, with being a positive influence on him: "Just seeing how much she worked to get where she was to raise me and my brother made her a great influence. Watching her and what she did was really inspiring. She was tough, but when you needed it, there was the love. But when you needed that push, she definitely did that too."
- **Most underrated attributes at TE position:** "Hand-eye coordination is definitely overlooked at times. A lot of times guys will drop balls simply because they aren't watching the ball into their hands."
- **What he loves most about the game of football:** "I love the team concept involved with football. There's a lot of individual battles on the field. Ultimately, you put all of those things together and it becomes a team sport. I think that's the ultimate testament to hard work and team camaraderie."
- With aspirations of one day working in physical therapy, Carrier spent a summer while in college interning with the Chicago Bulls' strength and conditioning department

COLLEGE HIGHLIGHTS

- Collected 15 100-yard receiving games in three seasons as a wide receiver
- Tied his own Beloit single-season record while hauling in 12 touchdowns in 2011
- As a junior in 2010, Carrier set the Beloit single-season touchdown record with 12 touchdown catches

PERSONAL

- His mother, Paula Carrier, owns her own real estate company and his father, Bill Pennekamp, works for the Edgerton, WI post office
- Has a younger brother, Kyle, who is currently a student at Beloit
- His fiancée, Dora, is a student and works as a tattoo artist
- Played two years of basketball at Beloit, starting 21 games and averaging 8.3 points per game
- Named to the Beloit College dean's list for six straight semesters
- Majored in health and society

THREE-STEP DROP



Nicknames: Bones, because he used to be skinny in high school

Greatest love besides football: Basketball

If not playing football: Physical therapist or strength and conditioning coach

Favorite team/athlete growing up: Green Bay Packers and Brett Favre

Athlete to watch now: LeBron James

Book: *The Kite Runner*

Music: Anberlin and Underoath

Dinner guest: Stephen Hawking

TV shows: Space-related shows on the Discovery Channel

Collects: Jordan brand basketball shorts

First job: Working for his mom's real estate business doing odd jobs

Favorite part about Philadelphia: "The amount of unique things to do and see in the area. The area is really nice."

Philadelphia sports fans: "Passionate."

85 James Casey

Tight End

6-3, 240




Rice

5th year

Born 9/22/84 in Fort Worth, TX

Azle HS, Azle, TX

Acquired - FA (Hou) 2013



A versatile and athletic tight end, Casey signed a three-year deal with the Eagles on the first day of free agency in 2013 after spending the first four years of his career with the Houston Texans. Originally a fifth round draft choice of Houston in 2009, the multi-faceted Casey was drafted in the seventh round of the 2003 MLB draft by the Chicago White Sox and spent three years in their organization before ultimately retiring to pursue a career in football in 2006. Casey spent two years at Rice and set school records as a sophomore in 2008 before entering the NFL draft. He then returned to Rice in the 2011 offseason to complete his degree as he triple majored in economics, managerial studies and sport management, and minored in business.

2012 HIGHLIGHTS (with Houston)

- Earned a spot on *USA Today's* All-Joe Team, which honors the NFL players whose work doesn't necessarily garner headlines but is integral to the success of their football team
- Set career highs in catches (34), yards (330) and touchdowns (3)
- Named an alternate on the AFC Pro Bowl squad
- Helped block for 7 100-yard rushing performances by Texans RBs
- Hauled in a 5-yard TD pass from QB Matt Schaub at Ten. (12/2)
- Made four catches for 38 yards, including an 11-yard reception to set up the game-winning field goal in overtime at Det. (11/22)
- Scored on a 1-yard touchdown reception vs. Jax. (11/18)
- Caught four passes for a season-high 53 yards at NYJ (10/8)
- Hauled in an 11-yard touchdown pass from Schaub on the team's opening drive vs. Ten. (9/30)

BIRDSEED

- A triple major in economics, managerial studies and sport management in just three years at Rice, Casey returned in the 2011 offseason to complete his degree
- Nicknamed "Thor" in college after the "Thor package" of plays at Rice featuring Casey as the quarterback

FROM THE DIAMOND TO THE GRID-IRON



A two-sport star in high school, Casey originally pursued a career in baseball after being drafted in the 7th round of the 2003 MLB draft by the Chicago White Sox out of high school. An accomplished pitcher, Casey threw a no-hitter in his first-ever varsity game and went on to win all-state honors as a senior. He spent three years in the White Sox organization before retiring in 2006 to pursue a career in football.

EARLY BIRD GETS THE WORM

An early riser, Casey gets up at 4:30 am every work day and is at the NovaCare Complex by 5:15. "That's my quiet time to kind of get everything ready in my head for the day," said Casey. "I get to watch film and really soak everything in. It's just part of my routine."

THREE-STEP DROP

Greatest love besides football: Family and education

What he'd be doing if not in football: A coach

Talent he'd most like to have: Being ridiculously good at golf

Actor that would play him in a movie: Dwayne "The Rock" Johnson

First job: "Working as a roofer with my dad."

Bucket list: RVing across the US with family

Most played artist on his iPod: Waylon Jennings

Quote: "To achieve what others don't, you have to do what others won't."

Meal: Peanuts and Beef Jerky - together as a combo

Philly Restaurant: Prime Stache

- Following his three-year baseball stint in the Chicago White Sox's minor league system, Casey decided to put down the bat and pursue a career in football. The switch was a rude awakening for him as he was turned down by virtually every college program due to his football inexperience. After a tireless effort of self-recruiting on his part, Casey was eventually offered a full scholarship to Rice. However, just when everything was starting to fall into place for him,

- Rice's head coach left to take on the same role at Tulsa three days after Casey arrived on campus. With an 0-6 record to start the 2007 season and a nationally-televised game against Southern Miss next up on the schedule, the coaching staff decided to let Casey loose on the field. The freshman played seven different positions in the game (wildcat QB, WR, RB, holder, guard on punt team, punt returner and DE) en route to a 31-29 Rice win
- An avid reader, Casey's favorite book is *As A Man Thinketh* by James Allen. Said Casey: "I've read it a bunch of times and always keep a copy in my locker. I try to get other people to read it all the time. It's a great book."
- Interned for Houston Mayor Annise Parker during the 2010 off-season


AFTER TRAGEDY, COMES INSPIRATION

James Casey knew tragedy at a young age as he lost his mother, Susan, in a residential fire during his sophomore year of high school. Susan, who lived with James in a trailer in Azle, TX, worked nights and went to sleep in the morning when James was at school. "We had a heater, an electrical appliance, that malfunctioned and caught fire and burned the trailer," recalls Casey. "That was a traumatic event, it was very tough for me."

Casey moved in with his athletic trainer, Doc and Betsy Urbaneck, and got help from a variety of people, including his family, friends and what would be his future wife, Kylie, and mother-in-law, Holly. Said Casey: "The Urbaneck's were amazing to me. I consider them my adopted parents. My wife's mother stepped in and really took care of me through my senior year of high school on. I owe a lot to her and my wife for really taking care of me during that time when it was real tough."

After his mother's death, Casey poured himself into sports and education. He saw amazing success in both football and baseball. "Do I feel sorry for myself and just quit, or do I realize that my mom would want me to pick myself up and succeed," Casey said. "That was the turning point in my life. It made me work very hard to be extremely successful."

85 James Casey



CASEY'S CAREER STATISTICS

Year	Team	GP/GS	No	Yds	Avg	Lg	TD	STT
2009	Hou.	15/0	6	64	10.7	32	0	3
2010	Hou.	16/4	8	98	12.3	33	0	17
2011	Hou.	14/7	18	260	14.4	62	1	3
2012	Hou.	16/9	34	330	9.7	30	3	1
TOTALS		61/20	66	752	11.4	62	4	24
PLAYOFFS								
2011	Hou.	2/1	0	0	0.0	0	0	0
2012	Hou.	2/0	4	49	12.3	29	0	0
TOTALS		4/1	4	49	12.3	29	0	0

CAREER RUSHING STATS: 2-17-11lg - 2012 (1-6), 2011 (1-11)

CAREER HIGHS

Recepts	7	(1/1/12 vs. Ten.)
Yards	126	(9/25/11 at NO)
Long	62	(9/25/11 at NO)
TDs	1	(4x - 12/2/12 at Ten.)

2012 GAME-BY-GAME

Date	Opp.	W/L	P/S	No	Yds	Avg	Lg	TD	
Sep 9	Mia	W	1/1	1	17	17.0	17	0	
Sep 16	at Jax	W	1/1	3	18	6.0	9	0	
Sep 23	at Den	W	1/1	3	11	3.7	12	0	
Sep 30	Ten	W	1/1	5	36	7.2	11	1	
Oct 8	at NYJ	W	1/0	4	53	13.3	30	0	
Oct 14	GB	L	1/1	2	27	13.5	15	0	
Oct 21	Bal	W	1/0	0	0	0.0	0	0	
Nov 4	Buf	W	1/1	3	49	16.3	24	0	
Nov 11	at Chi	W	1/1	0	0	0.0	0	0	
Nov 18	Jax	W	1/0	3	20	6.7	11	1	
Nov 22	at Det	W	1/1	4	38	9.5	15	0	
Dec 2	at Ten	W	1/1	1	5	5.0	5	1	
Dec 10	at NE	L	1/1	1	30	30.0	30	0	
Dec 16	Ind	W	1/0	1	9	9.0	9	0	
Dec 23	Min	L	1/0	1	6	6.0	6	0	
Dec 30	at Ind	L	1/0	2	11	5.5	8	0	
Totals				16/9	34	330	9.7	30	3
Playoffs									
Jan 5	Cin	W	1/0	1	20	20.0	20	0	
Jan 13	at NE	L	1/0	3	29	9.7	15	0	
Totals				2/0	4	49	12.3	20	0

PERSONAL

- He and his wife, Kylie, have a son, Cannon James, and another son on the way, Knox (due on August 1)
- A standout in football and baseball at Azle High School, earned all-district honors as a junior quarterback while garnering all-state honors as a senior pitcher. Was also named the District 6-4A MVP in baseball

2012 HIGHLIGHTS (with Houston)

- Earned a spot on *USA Today's* All-Joe Team, which honors the NFL players whose work doesn't necessarily garner headlines but is integral to the success of their football team
- Set career highs in catches (34), yards (330) and touchdowns (3)
- Named an alternate on the AFC Pro Bowl squad
- Helped block for 7 100-yard rushing performances by Texans RBs
- Hauled in a 5-yard TD pass from QB Matt Schaub at Ten. (12/2)
- Made four catches for 38 yards, including an 11-yard reception to set up the game-winning field goal in overtime at Det. (11/22)
- Scored on a 1-yard touchdown reception from Schaub vs. Jax. (11/18)
- Caught four passes for a season-high 53 yards at NYJ (10/8)
- Hauled in an 11-yard touchdown pass from Schaub on the team's opening drive vs. Ten. (9/30)

2011 HIGHLIGHTS (with Houston)

- Led the team with a career-high seven catches for 91 yards vs. Ten. (10/23)
- Notched his first-career 100-yard game, racking up 126 yards on 5 receptions, including his first career touchdown as he made a diving catch in the end zone at NO (9/25)

2010 HIGHLIGHTS (with Houston)

- Led the team with 17 special teams tackles

COLLEGE HIGHLIGHTS

- Appeared in 25 games (17 starts) in two years at Rice, recording 157 receptions for 1,914 yards and 17 touchdowns. Also added 102 carries for 392 yards and 11 touchdowns on the ground
- His 157 catches ranked third in school history and his 1,194 yards ranked fourth despite only playing two years
- Also threw for two touchdowns, returned 15 punts for 117 yards and gained 2,393 career all-purpose yards
- Earned unanimous All-Conference USA honors as a senior in 2008 after setting school single-season records with 111 receptions for 1,329 yards, becoming the first player in school history to catch over 100 passes in a season
- Was a consensus all-conference freshman team choice in 2007
- Also an Academic All-American

INJURY HISTORY

- Was inactive at Ten. (10/23/11) and at Bal. (10/16/11) after suffering a pectoral strain vs. Oak. (10/9/11)
- Underwent successful arthroscopic knee surgery on 11/2/09 after injuring his right knee vs. Oak. (10/4/09). Was then rendered inactive the following week at Ind. (11/8/09)

87 Brent Celek

Tight End
6-4, 255
Cincinnati
7th year

Born 1/25/85 in Cincinnati, OH
LaSalle HS, Cincinnati, OH
Acquired - D5b-2007 (162nd overall)



A big, reliable target over the middle and one of the leaders on the Eagles offense, Brent Celek is armed with a unique toughness and relentless work ethic. Originally a fifth round draft choice of the club in 2007, Celek has since molded himself into one of the best all-around tight ends in the NFL and earned a six-year contract extension in 2009 that will keep him in Philadelphia through 2016.

CAREER HIGHLIGHTS

- Produced one of the most prolific seasons by an Eagles tight end in 2009, setting career highs in receptions (76), yards (971) and TDs (8). These numbers were the second-highest, single-season totals in team history in all three categories among tight ends. In addition, his yards and touchdown totals ranked fourth among all NFL tight ends
- Celek (24 years old), Jeremy Maclin (21) and DeSean Jackson (23) became the first trio of teammates age 24-years-old-or-younger in NFL history to each post 50+ catches, 750+ yards and 4+ touchdowns in a season in 2009. Additionally, he and Jackson became the first duo in team history to compile 900+ receiving yards in the same season
- Set a franchise playoff record with 10 catches, (83 yards and two TDs) in the NFC Championship game on 1/18/09 at Arz. His two TD receptions tied a team postseason record (Chad Lewis, Fred Barnett, Harold Carmichael)

YAC'N IT UP

YAC AMONG TEs SINCE 2009

Brent Celek, PHI	1531
Jason Witten, DAL	1505
Heath Miller, PIT	1322

Note: This is updated every Wednesday by Stats Inc.

EAGLES CAREER RECORDS • TIGHT ENDS

Player	Yards	Player	TDs	Player	Rec.
Pete Retzlaff	7,412	Pete Retzlaff	47	Pete Retzlaff	452
Brent Celek	3,473	Chad Lewis	23	Brent Celek	280
John Spagnola	2,833	Brent Celek	20	John Spagnola	256
Keith Jackson	2,756	Keith Jackson	20	Keith Jackson	242

QUOTES

- NFL Analyst Brian Baldinger on Celek:** "I think he's the best all-around tight end in the NFL right now. When you combine his blocking, pass protection and pass-catching ability, he's the whole package. He gets tons of yards after the catch, he's tough and he does it all. Rob Gronkowski and Jimmy Graham may have the numbers, but they can't block like Celek. I challenge you to try and name a tight end that blocks better than him. There isn't one."
- Celek's father, Steve, on seeing Brent's drive and love for football early in life:** "He was probably around 2 years old and he was standing in front of the TV while my wife was doing dishes. He was banging on the TV and making noise. My wife asked him what he was doing and he said, 'Football.'
 "She said, 'You want to play football?' He said, 'No, I want to play football on TV.' He never deviated from that."

BIRDSEED

- Celek, who was not invited to the NFL scouting combine as a senior in 2007 and was then drafted in the fifth round, admits that those snubs have been a huge motivating force for him. Said Celek: "It ticked me off, to be honest. I thought I would be drafted higher, but it just lit a fire under me that I will always carry."
- Had dinner with Jim Cramer, host of "Mad Money" on *CNBC* and long-time Eagles fan, during the 2009 offseason. The two met to discuss finance and football. "We went to a barbeque place in New York called Blue Smoke. We talked about finance and the market, then we talked about football. It was fun, he invited me back up there to sit in and watch the show."

2012 HIGHLIGHTS

- Supplanted John Spagnola for second place on the Eagles all-time list among tight ends in receptions with 3 catches vs. Dal. (11/11)
- Capped off a 17-play, 79-yard drive in the 4th quarter at Pit. (10/7) with a then-go-ahead touchdown on a 2-yard pass from Vick. With 3 catches on the day, moved past Keith Jackson (244) and into third place all-time among Eagles TEs. Also tied Jackson for 4th place all-time in touchdowns among TEs



With 157 receiving yards vs. Bal. on 9/16/12, Celek recorded the second-highest yardage output by a tight end in franchise history behind Pete Retzlaff's 204 yards vs. Was. on 11/14/65



- With 65 yards at Cle. (9/9), moved past Spagnola to rank second among all Eagles tight ends in career receiving yards

THREE-STEP DROP

Person he'd like to trade places with for a day: Richard Branson
Guilty pleasure: Chocolate chip ice cream
Favorite app: Spotify
Person to follow on twitter: Evan Mathis ... @EvanMathis69
Philly restaurant: Prime Stache
Funniest Eagle: Todd Herremans
Talent he'd most like to have: The ability to play the piano
On his bucket list: Driving in a NASCAR race
Most played artists on his iPod: Phoenix and Passion Pit
First job: A janitor in his uncle's motorcycle shop
Meal: Spaghetti and meatballs
Car: Lexus
Movie: *Shawshank Redemption*
TV Show: *Lost*
Quote: "Setback is a setup for a comeback."
Place to visit: Torch Lake, MI



SPECIAL RELATIONSHIP




Brent's #1 fan is his grandfather, Ed, and vice versa. "We've been very close from when he was little on up," Ed said. "Of all my 15 grandchildren, I don't know why we're the closest." Brent gave his grandfather the ball from his first touchdown catch in 2007 as well as many of his other awards and trophies. In fact, Celek's new business venture, a gourmet hot dog and sausage stand called Prime Stache, contains a photo of Ed with a mustache on the menu.

Said Celek of Ed: "Every single day, the fact he's 88 and the way he's living is amazing. No matter what happens in his life he has a positive outlook. He's always been that way. Whenever I didn't want to go further he made me go further. I have a great family and it starts with Grandpa. He's the chief."

PERSONAL

- Acquired his desire to invest and research business ventures during his college classes at Cincinnati. "I would often get bored in class and sometimes just log onto the internet during class to research companies and learn as much as I could."
- Works with his cousin, Josh Randell, to broker deals between companies importing and exporting a variety of products from China, including bamboo flooring, plastics, molds, and chemicals. "Every time we get a big deal done, it's a big rush. Not as big as a football game, but it's up there. It's a very competitive venture."
- His parents, Steve and Debbie, own three hair salon and spas in Cincinnati named *Paragon Salon*
- Researches companies as a hobby in hopes of one day investing in them. Reads the *Wall Street Journal* every day with an online subscription, as well as many other websites. "I try to focus on companies I know and use in everyday life."
- Brent teamed up with the Miracle League of Northampton, a baseball/softball league for special needs children, in an effort to build Miracle Field, a safe, smooth baseball surface for kids in wheelchairs. For more information about Miracle Field, visit

BRENT AND "THE BUS"



Known for routinely taking on multiple defenders to gain an extra yard, Celek says he tries to model that particular part of his game after one of the all-time great running backs. "I grew up watching Jerome Bettis and loved the way he played. He was a beast, the first guy never took him down. When I have the ball in my hands, I try to be like him. That's my mindset."

www.miracle-leaguenhpa.org.

- Has two younger brothers, Garrett, who is a rookie tight end on the San Francisco 49ers, and Tyler. Also has two younger sisters, Stephanie and Mackenzie



PRIME STACHE



In April of 2013, Brent opened his own restaurant in Philadelphia called "Prime Stache." Located on 110 Chestnut Street in Old City, the menu features mostly American cuisine. "My two favorite things are the wings and the meatloaf," said Celek.

- Grew up a fan of the Cincinnati Bengals as his family owned 10 season tickets. His favorite Bengal of all time is Boomer Esiason. Also enjoyed watching Notre Dame football
- Hobbies include reading murder mysteries and books regarding the stock market, as well as playing tennis, golf and basketball
- Favorite moment in sports:** "The day I got drafted. I was at my parents' house and I got the call from Coach Reid. I just remember jumping up and down and being so pumped up. It was a great feeling."
- Follow Brent on Twitter: @BrentCelek
- A two-time all-district and all-league selection at LaSalle HS. Also lettered in track (shotput and discus)

INJURY REPORT

- Rendered inactive vs. Cin. (12/13) with a concussion suffered in the first quarter at TB (12/9)

FOR CELEK, THE ONLY WORK IS HARD WORK

Known for his relentless work ethic, Brent Celek has the distinct reputation of being the first one in to the NovaCare Complex every day, and the last one to leave.

Mark Staten, who was Celek's tight ends coach at Cincinnati and is currently coaching at Michigan State, claims that his former player has always been that way. Said Staten: "He is one of the hardest working, if not the hardest working player that I have enjoyed coaching. From the time I met him as a freshman when he got to Cincinnati, he wanted to be the best tight end. He wanted to play in the NFL and he wanted to be the best tight end in the NFL. As a young 19-year-old, that was his goal."

When asked if there was a specific moment when he knew Celek would turn into something special, Staten recalls a funny story. "When he took all my NFL tight end tape and I couldn't find it any more. I let him borrow it, he studied it on his own and I never got it back. We had some film with Shannon Sharpe doing some things. I remember he really dove into that. That's the thing about Brent - he's just a guy that wants to be the best. His work ethic, his intelligence, the way he goes about the game of football. He wants the information."

87 Brent Celek



2012 GAME-BY-GAME

Date	Opp.	W/L	P/S	No	Yds	Avg	Lg	TD	
Sep 9	at Cle	W	1/1	4	65	16.3	28	0	
Sep 16	Bal	W	1/1	8	157	19.6	28	0	
Sep 23	at Ari	L	1/1	2	36	18.0	34	0	
Sep 30	NYG	W	1/1	4	57	14.3	27	0	
Oct 7	at Pit	L	1/1	3	9	3.0	5	1	
Oct 14	Det	L	1/1	4	33	8.3	11	0	
Oct 28	Atl	L	1/1	3	32	10.7	16	0	
Nov 5	at NO	L	1/1	5	47	9.4	14	0	
Nov 11	Dal	L	1/1	3	31	10.3	17	0	
Nov 18	at Was	L	1/1	5	42	8.4	22	0	
Nov 26	Car	L	1/1	2	19	9.5	16	0	
Dec 2	at Dal	L	1/1	7	73	10.4	19	0	
Dec 9	at TB	W	1/1	1	1	1.0	1	0	
Dec 13	Cin	L	0/0	INACTIVE/CONCUSSION					
Dec 23	Was	L	1/1	3	39	13.0	17	0	
Dec 30	at NYG	L	1/1	3	43	14.3	28	0	
Totals				15/15	57	684	12.0	34	1

CELEK'S CAREER STATISTICS

Year	Team	GP/GS	No	Yds	Avg	Lg	TD
2007	Phil.	16/4	16	178	11.1	29	1
2008	Phil.	16/7	27	318	11.8	44	1
2009	Phil.	16/15	76	971	12.8	47T	8
2010	Phil.	16/15	42	511	12.2	65T	4
2011	Phil.	16/16	62	811	13.1	73	5
2012	Phil.	15/15	57	684	12.0	34	1
TOTALS		95/72	280	3473	12.4	73	20
PLAYOFFS							
2008	Phil.	3/3	19	151	7.9	31T	3
2009	Phil.	1/1	3	59	19.7	26	0
2010	Phil.	1/1	2	25	12.5	16	0
TOTALS		5/5	24	235	9.8	31T	3

CAREER HIGHS

Receptions	10	{12/28/10 vs. Min.}
	10	{1/18/09 at Arz., NFC-C}
Yards	157	{9/16/12 vs. Bal.}
Long	73	{12/18/11 vs. NYJ}
TDs	2	{1/18/09 at Arz., NFC-C}
	1	{20x - 10/7/12 at Pit.}

100-YARD RECEIVING GAMES (6)

Yards	Date	Opponent	Rec.	TDs
157	9/16/12	vs. Bal (W)	8	0
156	12/18/11	vs. NYJ (W)	5	1
131	11/2/08	at Sea (W)	6	0
121	12/27/09	vs. Den (W)	4	1
104	9/27/09	vs. KC (W)	8	1
104	9/20/09	vs. NO (L)	8	0

THAT'S TIGHT

Brent and his younger brother, Garrett, a tight end on the San Francisco 49ers, are the only active brothers to both play tight end in the NFL. In fact, Brent and Garrett form the seventh brother/tight end duo in NFL history.

Here are the others:

Cash	Keith (1991-96)	
	Kerry (1991-96)	
Griggs	Billy (1985-89)	
	David (1989-93)	
Gronkowski	Dan (2009-11)	
	Rob (2010-pres.)	
Lewis	Darryl (1984)	
	Gary (1981-84)	
Smith	Irv (1993-99)	
	Ed (1997-99)	
Tice	John (1983-92)	
	Mike (1981-95)	

TAKE FLIGHT FOUNDATION

Celek founded his Take Flight Foundation in the 2010 offseason. The organization's mission is to provide opportunities, support and resources to children and families in need throughout Greater Philadelphia. For more information on Celek's Take Flight Foundation, please log on to www.brentcelek.org



51 Jamar Chaney

Linebacker

6-0, 242


Mississippi St.

4th year

Born 10/11/86 in Fort Pierce, FL

St. Lucie W. Centennial HS, St. Lucie, FL

Acquired - D7a-2010 (220th overall)



The versatile and speedy Jamar Chaney has seen action at all three linebacker positions during his career, while also being a key member on the Eagles special teams units. A 7th round draft choice of the Eagles in 2010 out of Mississippi State, Chaney was a two-time, second-team All-SEC recipient.

BIRDSEED

- Says the biggest influence on his life growing up was his mother, Alice. "She worked two to three jobs at a time while taking care of her kids. I know things were tough on her, but just seeing her not give up made me go after my dreams."
- Considers former Eagles Pro Bowl linebacker Jeremiah Trotter a mentor. "We talk a lot. He'll watch our games and point out some plays to me to watch again on tape. He was such a great linebacker here and I'm happy to call him a mentor."
- Since 2012, hosts a free football camp in Ft. Pierce, FL, for kids 7-14. Said Chaney, "I think the time you spend with kids is much more valuable than anything else you can do. You give them hope by showing them someone from where they live has done well."
- Also visits many high schools in that area and works out with their football teams, trying to mentor them. "I want to show them how they can separate themselves from everyone else trying to get a Division I scholarship. I also give them life lessons on anything that will help them graduate and have successful lives."

PERSONAL

- He and his wife, Shamira, reside in Philadelphia. They have a blue pitbull named Duke and a Teacup yorkie named Philly
- Is the son of Gary and Alice Chaney. Has two brothers, Gary and Dary, and four sisters, Tennille, Jalisa, Breanna and Shaquita
- Finished his high school career as the all-time leader in sacks with 31 at West Centennial High School in St. Lucie West, FL
- Had his senior season abbreviated by two hurricanes that left his school and many homes without power for nearly a month
- Earned Class AAAA 3rd-team, all-state honors as a senior. Also excelled as a tight end, with three career touchdown receptions
- Credits his high school defensive coordinator, Ron Parker, now the head coach at West Centennial as a major influence. "He used to say, 'Don't believe the hype and hard work pays off.'"
- Also lettered as a power forward in basketball, a catcher and center fielder in baseball and in the shot put and long jump in track
- Would be coaching high school football if he was not playing professionally.
- Started playing football at the age of 10 as a wide receiver and defensive back for the Fort Pierce Little Dolphins
- Annually donates to the St. Lucie County Fire Department for their Turkey Drive

CAREER HIGHS

Tackles	16	{12/19/10 at NYG}
INTs	1	{3x - 12/18/11 vs. NYJ}
Sacks	1.0	{11/13/11 vs. Ari.}

- Donates to the Ft. Pierce North Side baseball league to buy uniforms for each team. It was league he grew up in
- Favorite moment in sports:** "Breaking up a 3rd down pass in a comeback win vs. our rivals, Ole Miss, in 2007. After that play, we returned a punt 75 yards for a touchdown."
- On his bucket list:** "Have a Godly family and raise my children the way they're supposed to be raised."
- Grew up a fan of the Miami Hurricanes, Ray Lewis and Warren Sapp. Used to attend Hurricanes games at the Orange Bowl
- Earned a degree in fitness management

THREE-STEP DROP

Favorite App: Mike Vick Game Time
Philadelphia restaurant: Del Frisco's
First job: Burger King for \$5.75/hour
Funniest Eagle: LeSean McCoy
Favorite athlete to watch now: LeBron James
Meal: Ox tails
Guilty Pleasure: Fried food
Books: *Uncommon and Quiet Strength* by Tony Dungy
Motivational Quote: "You're either getting better or worse every day, so make sure you are getting better."
Favorite Musicians: LeCrae, Adele, and William McDowell
TV Show: *Scandal* and *Vice*

2012 GAME-BY-GAME STATISTICS

Date	Opp	W/L	P/S	S	A	T	Sac	Hur	Int	Yds	Lg	KD	FF	FR
Sep 9	at Cle	W	1/0	0	0	0	0.0	0	0	0	0	0	0	0
Sep 16	Bal	W	1/0	0	0	0	0.0	0	0	0	0	0	0	0
Sep 23	at Ari	L	1/0	0	0	0	0.0	0	0	0	0	0	0	0
Sep 30	NYG	W	1/1	2	2	4	0.0	0	0	0	0	0	0	0
Oct 7	at Pit	L	1/1	0	0	0	0.0	0	0	0	0	0	0	0
Oct 14	Det	L	0/0											
Oct 28	Atl	L	0/0											
Nov 5	at NO	L	1/0	0	0	0	0.0	0	0	0	0	0	0	0
Nov 11	Dal	L	1/0	0	0	0	0.0	0	0	0	0	0	0	0
Nov 18	at Was	L	1/0	0	0	0	0.0	0	0	0	0	0	0	0
Nov 26	Car	L	1/0	0	0	0	0.0	0	0	0	0	0	0	0
Dec 2	at Dal	L	1/0	0	0	0	0.0	0	0	0	0	0	0	0
Dec 9	at TB	W	1/0	3	1	4	0.0	0	0	0	0	1	0	0
Dec 13	Cin	L	1/1	6	2	8	0.0	0	0	0	0	0	0	0
Dec 23	Was	L	1/1	2	2	4	0.0	0	0	0	0	0	0	0
Dec 30	at NYG	L	1/1	1	0	1	0.0	0	0	0	0	0	0	0
Totals			14/5	14	7	21	0.0	0	0	0	0	1	0	0

CHANNEY'S CAREER STATISTICS

Year	Team	GP/GS	TACKLES					INTERCEPTIONS							STT	
			Tot	Solo	Ast	Sacks	Yds	Int	Yds	Lg	TD	KD	FF	FR		Yds
2010	Phil.	14/2	36	26	10	0.0	0.0	0	0	0	0	1	1	0	0	11
2011	Phil.	16/16	104	84	20	1.0	9	3	25	14	0	10	0	0	0	3
2012	Phil.	14/5	21	14	7	0.0	0.0	0	0	0	0	0	0	0	0	10
TOTALS		44/23	161	124	37	1.0	9	3	25	14	0	11	1	0	0	24
PLAYOFFS																
2010	Phil.	1/1	11	9	2	0.0	0.0	0	0	0	0	0	1	0	0	0
TOTALS		1/1	11	9	2	0.0	0.0	0	0	0	0	0	1	0	0	0

23 Patrick Chung

Safety

5-11, 210


Oregon

5th year

Born 8/19/87 in Kingston, Jamaica

Rancho Cucamonga HS, Rancho Cucamonga, CA

Acquired - FA (NE) 2013



A vocal leader inside of the Philadelphia locker room, Patrick Chung signed with the Eagles as a free agent in 2013. Originally a second-round draft choice of the Patriots in 2009, Chung has recorded seven interceptions and three sacks in his four-year career. A native of Kingston, Jamaica, Chung was a four-year starter at Oregon and twice earned first-team all-conference honors.

BIRDSEED

- His mother, Sophia George, was a recording artist in Jamaica. Her hit single, "Girlie, Girlie" was a traditional reggae song that topped the charts in 1985
- Music has played a large role in Chung's life and he believes in the positive influence that music and the arts have on the lives of kids as they grow up. Chung's foundation, Chung Changing Lives, recently donated \$25,000 to the Boston Chinatown Neighborhood Center to launch the Summer Music Academy for Real Teens, a camp that allows area teens from the ages of 13-18 to develop their passion to learn and create music. For more information on Chung's foundation, visit ChungChangingLives.org
- Chung possesses a great sense of pride in his unique heritage. His mother is Jamaican and his father is half Jamaican and half Chinese. Patrick was born in Jamaica and moved to California at age 10 and started playing football as a freshman in high school

CAREER HIGHLIGHTS

- Recorded career highs in tackles (89) and interceptions (3) in 2010
- Blocked a punt, blocked a field goal, and returned an interception for a touchdown in the same game at Mia. (10/4/10)

2012 HIGHLIGHTS (with New England)

- Played in 12 games with eight starts and finished the season with 53 tackles and two interceptions
- Had a career-high two interceptions in the fourth quarter at Jac. (12/23). His second one sealed a victory as time expired
- Compiled a season-high eight tackles in a win at Buf. (9/30)

PERSONAL

- Attended Rancho Cucamonga HS in Rancho Cucamonga, CA, where he starred at wide receiver and safety
- A two-time first-team all-Baseline League pick, he helped lead the Cougars to a 7-4 record his senior year
- As a senior, ranked second on his team in tackles (74) and added nine receptions for 209 yards and two touchdowns
- Son of Ronald Chung and Sophia George-Chung and has seven siblings (four brothers and three sisters)
- Married to wife, Cecilia, and has one son
- Graduated with a degree in political science

THREE-STEP DROP



Greatest love besides football: Music
Would like to have dinner with: Bob Marley
Actor that would play him in a movie: "A young Will Smith"
Favorite athlete growing up: Brian Dawkins
First job: Telemarketer, selling newspapers with his track team
Bucket list: Travel the world, including Argentina, Spain, Brazil and Dominican Republic
Collects: Toy cars for his son
Guilty pleasure: Eating Gushers
Most played artists on his iPod: Lil Wayne, TI, Drake
Favorite meal: Jamaican food
Favorite movie: *The Pursuit of Happiness*
Favorite TV show: *Family Guy*
Favorite quote: "You never know how strong you are until being strong is your only choice." -- Bob Marley
Nickname: "P-Chung"
Funniest player on Eagles: Eddie Whitley
Favorite Philly restaurant: "So far -- Barclay Prime."

CHUNG CHANGING LIVES

Launched in January of 2013, the Chung Changing Lives Foundation was established to support the personal and academic development of young boys and girls by providing better access to programs focusing on healthy and active lifestyles, as well as civic participation. Chung and his wife, Cecilia, have focused on the promotion of the three "A's" -- arts, academics and athletics.



"It's all about the kids," said Chung. "We call it the three 'A's' -- arts, academics and athletics. There are so many kids that are talented but never get the opportunity to display their skills. That's what Chung Changing Lives was founded for, to give equal opportunity to all these kids."

For more information on Chung's efforts, visit ChungChangingLives.org.

23 Patrick Chung



2012 GAME-BY-GAME STATISTICS

Date	Opp	W/L	P/S	S	A	T	Sac	Hur	Int	Yds	Lg	KD	FF	FR
Sep 9	at Ten	W	1/1	4	1	5	0.0	NA	0	0	0	0	0	0
Sep 16	Arz	L	1/1	3	3	6	0.0	NA	0	0	0	1	0	0
Sep 23	at Bal	L	1/1	3	2	5	0.0	NA	0	0	0	0	0	0
Sep 30	at Buf	W	1/1	3	5	8	0.0	NA	0	0	0	1	0	0
Oct 7	Den	W	1/1	3	4	7	0.0	NA	0	0	0	0	0	0
Oct 14	at Sea	L	1/1	3	1	4	0.0	NA	0	0	0	0	0	0
Oct 21	NYJ	W	0/0					INACTIVE/SHOULDER						
Oct 28	at StL	W	0/0					INACTIVE/SHOULDER						
Nov 11	Buf	W	0/0					INACTIVE/SHOULDER						
Nov 18	Ind	W	0/0					INACTIVE/SHOULDER						
Nov 22	at NYJ	W	1/0	3	1	4	0.0	NA	0	0	0	0	0	0
Dec 2	at Mia	W	1/0	0	0	0	0.0	NA	0	0	0	0	0	0
Dec 10	Hou	W	1/0	1	1	2	0.0	NA	0	0	0	0	0	0
Dec 16	SF	L	1/0	1	1	2	0.0	NA	0	0	0	0	0	0
Dec 23	at Jac	W	1/1	5	2	7	0.0	NA	2	27	27	2	0	0
Dec 30	Mia	W	1/1	3	0	3	0.0	NA	0	0	0	1	0	0
Totals			12/8	32	21	53	0.0	NA	2	27	27	5	0	0
Playoffs														
Jan 13	Hou	W	1/0	0	0	0	0	0	0	0	0	0	0	0
Jan 20	Bal	L	1/0	0	0	0	0	0	0	0	0	0	0	0
Totals			2/0	0	0	0	0	0	0	0	0	0	0	0

MULTI-INTERCEPTION GAMES (1)

INT	Opponent	Quarterback
2	at Jac (12/23/12) (W)	C. Henne

CAREER HIGHS

Tackles	15	(10/20/11 at Pit)
INTs	2	(12/23/12 at Jac)
INT Lg	51t	(10/4/10 at Mia)

CHUNG'S CAREER STATISTICS

Year	Team	GP/GS	TACKLES					INTERCEPTIONS					FF	FR	Yds	STT
			Tot	Solo	Ast	Sacks	Yds	Int	Yds	Lg	TD	KD				
2009	NE	16/1	26	19	7	2.0	13.0	1	2	2	0	1	0	0	0	13
2010	NE	14/13	89	67	22	0.0	0.0	3	96	51t	1	9	0	0	0	8
2011	NE	8/8	67	39	28	1.0	3.0	1	0	0	0	4	0	0	0	2
2012	NE	12/8	53	32	21	0.0	0.0	2	27	27	0	5	0	0	0	2
TOTALS	50/30	235	157	78	3.0	16.0	7	125	51t	1	19	0	0	0	25	
PLAYOFFS																
Year	Team	GP/GS	Tot	Solo	Ast	Sacks	Yds	Int	Yds	Lg	TD	KD	FF	FR	Yds	STT
2009	NE	1/0	0	0	0	0.0	0.0	0	0	0	0	0	0	0	0	0
2010	NE	1/1	4	4	0	0.0	0.0	0	0	0	0	0	0	1	0	0
2011	NE	3/3	15	5	10	0.0	0.0	0	0	0	0	1	0	0	0	0
2012	NE	2/0	0	0	0	0.0	0.0	0	0	0	0	0	0	0	0	0
TOTALS	7/4	19	9	10	0.0	0.0	0	0	0	0	0	1	0	1	0	0

ADDITIONAL CAREER STATISTICS

BLOCKED FIELD GOAL: (1) - 2010 (10/4/10 at Miami)

BLOCKED PUNT: (1) - 2010 (10/4/10 at Miami)

58 Trent Cole

Defensive End

6-3, 270

Cincinnati

9th year


Born 10/5/82 in Xenia, OH

Xenia HS, Xenia, OH

Acquired - D5a-2005 (146th overall)



Pro Bowls: 2007, 2009



An avid hunter off the field, Trent Cole tracks down QBs with as much skill and determination as he takes to the woods. A two-time Pro Bowler, Cole ranks third in team history with 71 career sacks and while he receives a great deal of attention from opposing offenses for his pass-rushing skills, he is just as effective in stuffing the run. He was rewarded with a four-year contract extension on 3/14/12 that will keep him in Philadelphia through 2017.

CAREER HIGHLIGHTS

- Earned Pro Bowl honors following the 2007 and 2009 seasons. Also garnered *Associated Press* second-team All Pro honors in 2009
- Posted double-digits in sacks in all 3 seasons from 2009-11 and four over his career. The only player with more double-digit sack seasons in Eagles history is Reggie White (8)
- His 16 career multi-sack games rank 3rd place in Eagles history behind Reggie White (38) and Clyde Simmons (21)
- Was named to *USA Today's* All-Joe team in three consecutive seasons from 2006-2008, which honors the NFL players whose work doesn't necessarily garner headlines, but is integral to the success of their football team

EAGLES ALL-TIME SACK LIST

Player	Seasons	Sacks
1. Reggie White	8	124.0
2. Clyde Simmons	8	76.5
3. Trent Cole	8	71.0
4. Hugh Douglas	6	54.5
5. Greg Brown	5	50.5



SACK LEADERS SINCE 2006

DeMarcus Ware, DAL	103.0
Jared Allen, MIN	97.0
Julius Peppers, CHI	71.0
John Abraham, ATL	68.5
Trent Cole, PHI	66.0
Robert Mathis, IND	66.0

2012 HIGHLIGHTS

- Registered seven tackles and a sack of Bengals QB Andy Dalton vs. Cin. (12/13). Also recovered a fumble of Dalton deep in Bengals territory after Brandon Graham stripped the ball loose on a sack. The turnover led to an Eagles field goal on the ensuing drive
- Posted a half sack of Cowboys QB Tony Romo at Dal. (12/2)
- Notched a half sack of Cardinals QB Kevin Kolb at Arz. (9/23)
- Sacked and forced a fumble of QB Joe Flacco deep in Ravens territory vs. Bal. (9/16). The turnover led to an Eagles touchdown on the ensuing drive

BIRDSEED

- Trent enjoys spending time on his farm in Ohio and says it's his favorite place to vacation every year. "I have it all there. I can relax, farm and fish. I can't think of any other place I'd rather be in my free time."
- Is the cousin of Miami Heat point guard Norris Cole
- Loves being in Philadelphia because of the fans and the fact that there are so many things to do: "The fans are who I play for. They make it fun for me. I love when the city gets hyped up for a big game all week long. I look forward to those games. As for Philly, there's always something to do, seven days a week. People like to have a good time. You can be at a mall in minutes or at the beach in an hour."
- Follow Trent on Twitter: @Pro_Hunt58

THREE-STEP DROP

Nickname: T-Love
Actor that would play him in a movie: Denzel Washington
Funniest Eagle: LeSean McCoy
Favorite Philly restaurant: Del Frisco's
App: Cleartune
Favorite thing about playing football: Dancing after a sack
Unique pregame ritual: "I have to shave all the hair off my head the night before a game."
Meal: Anything from Subbies, a sandwich shop in Ohio
Car: Chevy 3500 truck
Movie: *Sniper*
Favorite team growing up: Cincinnati Bengals
Most played artists on his iPod: 2Chainz and Justin Moore



COLE OUTDOOR PRODUCTIONS

Trent owns and operates *Cole Outdoor Productions*, a hunting video production company that he formed with some of his closest hunting buddies. The videos are geared towards hunting enthusiasts and work to bring the reality back into the hunting video world. Cole also hosts a show called *Blitz TV* with several of his friends. Now entering its 4th season, *Blitz TV* is set to air on *NBC Sports* on Saturdays beginning in July. Said Cole: "The purpose of this show is to display the passion for the outdoors and bring the reality of the outdoors into people's homes. It's also a good opportunity to see a professional athlete's life with friends and family both on and off the field." Please log onto ColeOutdoors.com for more info about Trent's life, show and company.





PERSONAL

- Has enjoyed hunting ever since he was a 4th grader. "I know that some people look down on hunters and think that it's a barbaric hobby, but I pride myself on doing everything within the proper rules and regulations. Hunting is a tradition where I am from, and as a kid you don't know any different. Hunting also serves the community by controlling the animal population and keeping certain diseases from running rampant throughout the community."
- Says his favorite trophy would be harvest, Boone and Crocket a white-tail deer. Cole says if you don't know what that means, please log on to ColeOutdoors.com and find out!
- Is the son of Angela Wilson, a health inspector, and Trent Cole, Sr., a pastor. Has two brothers, David Lee and Travis, and three sisters, Britney, Erin, and Ariel. His stepfather, David Lee Wilson, Sr., is a government housing supervisor
- Starred at Xenia (OH) HS, earning league and area defensive POY honors after posting 121 tackles and eight sacks as a senior. Also rushed for 1,241 yards and 10 TDs on his way to earning all-state honors. Played in the Ohio North-South all-star game
- Also lettered in basketball, track and baseball
- Sees himself as a hands-on guy. "My family is a bunch of hard workers who are gifted with their ideas and their hands. I think that helps me a little on the field."
- While in Hawaii for his first Pro Bowl appearance in 2008, went wild boar hunting with Patriots offensive linemen Logan Mankins and Matt Light in the mountains of Waikiki. Trent emerged from the trip with a boar in excess of 250 pounds
- Says most people in Pennsylvania don't really know that their state is currently the Fair Chase Hunting Mecca of the United States
- Majored in criminal justice
- Full name: Trent James Cole, Jr.



SICKENING EXPERIENCE



After a successful college career at Cincinnati, Cole expected to be drafted some time in the first three rounds of the 2005 NFL draft. But he caught pneumonia twice as he was training after his senior season and saw his draft stock plummet. "I remember catching it, trying to recover from it, and then I got put in the hospital," said Cole. "The doctor told me that I was going to get it again in a week or so, and I got it again. It really hurt me, and I went from 260 pounds to 230. I couldn't perform at the combine. I remember going into the meetings and answering a couple of questions before the coaches would excuse me to go back to the room because I was so sick. I couldn't even look at them, it was bad."

THE HUNTED - 72.5 Sacks, 42 Victims

- 8 Eli Manning
 - 4 Jason Campbell
 - 3.5 Jon Kitna, Tony Romo
 - 3 Drew Bledsoe, Jay Cutler, J.P. Losman, Matt Ryan, Alex Smith
 - 2.5 David Garrard
 - 2 David Carr, Ryan Fitzpatrick, Joe Flacco, Kyle Orton
 - 1.5 Drew Brees, Brett Favre, Vince Young
 - 1 Brooks Bollinger, Sam Bradford, Mark Brunell, Kerry Collins, Andy Dalton, Jake Delhomme, Ken Dorsey, Brian Griese, Rex Grossman, Kelly Holcomb, Tarvaris Jackson, Josh Johnson, Peyton Manning, Stephen McGee, J.T. O'Sullivan, Chad Pennington, Aaron Rodgers, Ben Roethlisberger, JaMarcus Russell, John Skelton, Kurt Warner, Joe Webb
 - 0.5 Matt Cassel, Matt Hasselbeck, Kevin Kolb
- *Includes Playoffs

58 Trent Cole



COLE'S CAREER STATISTICS

Year	Team	GP/GS	TACKLES					INTERCEPTIONS							
			Tot	Solo	Ast	Sacks	Yds	Int	Yds	Lg	TD	KD	FF	FR	Yds
2005	Phil.	15/7	55	42	13	5.0	27.0	0	0	0	0	2	1	0	0
2006	Phil.	16/14	84	48	36	8.0	61.5	1	19	19T	1	1	1	1	1
2007	Phil.	16/16	103	61	42	12.5	99.5	0	0	0	0	1	4	1	0
2008	Phil.	16/16	98	59	39	9.0	59.0	0	0	0	0	1	3	0	0
2009	Phil.	16/16	93	58	35	12.5	116.5	0	0	0	0	0	2	0	0
2010	Phil.	15/15	81	53	28	10.0	65.0	0	0	0	0	2	1	0	0
2011	Phil.	14/14	75	47	28	11.0	81.0	0	0	0	0	1	1	0	0
2012	Phil.	16/16	60	32	28	3.0	19.5	0	0	0	0	0	1	1	0
TOTALS		124/114	651	400	251	71.0	529.0	1	19	19T	1	8	14	3	1
PLAYOFFS															
2006	Phil.	2/2	12	10	2	0.5	3.5	0	0	0	0	0	0	0	0
2008	Phil.	3/3	19	11	8	1.0	7	0	0	0	0	1	0	0	0
2009	Phil.	1/1	4	3	1	0.0	0	0	0	0	0	0	0	0	0
2010	Phil.	1/1	6	3	3	0.0	0	0	0	0	0	0	0	0	0
TOTALS		7/7	41	27	14	1.5	10.5	0	0	0	0	1	0	0	0

ADDITIONAL CAREER STATISTICS

SPECIAL TEAMS TACKLES: (7) - 2006 (1), 2005 (6)

TOUCHDOWNS: (1) - 2006 [19-yd INT return at NYG 12/17/06 (QB Eli Manning)]

BLOCKED FIELD GOALS: (1) - 2008 [47-yd attempt at NYG 12/7/08 (K John Carney)]

CAREER HIGHS

Tackles	13	(10/28/07 at Min.)
Sacks	3.5	(9/23/07 vs. Det.)
INTs	1	(12/17/06 at NYG)
INT Lg	19T	(12/17/06 at NYG)

2012 GAME-BY-GAME STATISTICS

Date	Opp	W/L	P/S	S	A	T	Sac	Hur	Int	Yds	Lg	KD	FF	FR
Sep 9	at Cle	W	1/1	0	2	2	0.0	4	0	0	0	0	0	0
Sep 16	Bal	W	1/1	2	1	3	1.0	6	0	0	0	0	1	0
Sep 23	at Ari	L	1/1	2	2	4	0.5	2	0	0	0	0	0	0
Sep 30	NYG	W	1/1	1	1	2	0.0	5	0	0	0	0	0	0
Oct 7	at Pit	L	1/1	2	1	3	0.0	2	0	0	0	0	0	0
Oct 14	Det	L	1/1	3	2	5	0.0	4	0	0	0	0	0	0
Oct 28	Atl	L	1/1	1	2	3	0.0	2	0	0	0	0	0	0
Nov 5	at NO	L	1/1	5	2	7	0.0	3	0	0	0	0	0	0
Nov 11	Dal	L	1/1	3	1	4	0.0	2	0	0	0	0	0	0
Nov 18	at Was	L	1/1	0	3	3	0.0	0	0	0	0	0	0	0
Nov 26	Car	L	1/1	4	1	5	0.0	3	0	0	0	0	0	0
Dec 2	at Dal	L	1/1	0	3	3	0.5	1	0	0	0	0	0	0
Dec 9	at TB	W	1/1	0	1	1	0.0	0	0	0	0	0	0	0
Dec 13	Cin	L	1/1	7	0	7	1.0	2	0	0	0	0	0	1
Dec 23	Was	L	1/1	2	3	5	0.0	2	0	0	0	0	0	0
Dec 30	at NYG	L	1/1	0	3	3	0.0	0	0	0	0	0	0	0
Totals			16/16	32	28	60	3.0	38	0	0	0	0	1	1

MULTI-SACK GAMES (16)

Sack	Opponent	Sack	Opponent
3.5	9/23/07 vs. Det	2.0	12/9/07 vs. NYG
3.0	12/11/11 at Mia	2.0	10/28/07 at Min
2.0	11/28/10 at Chi	2.0	9/17/06 vs. NYG
2.0	10/17/10 vs. Atl	2.0	9/10/06 at Hou
2.0	9/26/10 at Jac	2.0	11/20/05 at NYG
2.0	12/20/09 vs. SF	2.0	11/14/05 vs. Dal
2.0	10/26/09 at Was	1.5	9/9/07 at GB
2.0	11/16/08 at Cin	1.5	11/19/06 vs. Ten

42 Kurt Coleman

Safety

5-11, 195


Ohio State

4th year

Born 7/1/88 in Clayton, OH

Northmont HS, Clayton, OH

Acquired - D7c-10 (244th overall)



A savvy and hard-hitting defensive back who has never been slowed by adversity throughout his football career, Kurt Coleman ranked second on the team and set a career high with 105 tackles in 2012. Procured by the team in the 7th round in 2010 from Ohio State, Coleman was a three-year starter and team captain for the Buckeyes.

CAREER HIGHLIGHTS

- Secured a career-high three interceptions off Rex Grossman at Was. (10/16/11), marking the 11th time in team history and the first time since 1966 that an Eagle had 3-or-more picks in a game
- Returned two fumbles for a touchdown in the preseason finale vs. NYJ (9/2/10), a feat that has been accomplished just one time in NFL regular season history. Fred "Dippy" Evans of the Chicago Bears scored twice vs. Washington on November 28, 1948

2012 HIGHLIGHTS

- Ranked second on the team with 105 tackles and two interceptions
- Amassed 13 tackles and a forced fumble vs. Atl. (10/28)
- Opened the season by intercepting Browns rookie Brandon Weeden twice, once in the red zone, in a 17-16 victory at Cle. (9/9), marking his second-career multi-interception game. It marked the first time since 12/21/75 that the Eagles had two players (Coleman and Dominique Rodgers-Cromartie) each record two interceptions in a game when Frank LeMaster and Artimus Parker did so at Washington

PERSONAL

- He and his fiancée, Laura, have a daughter, Kyla, and reside in Philadelphia
- Is the son of Heidi Williams and Ron Coleman, who was a pitcher at Wilmington College in Ohio. Ron is currently an assistant principal of Stebbins HS in Dayton, OH. His stepmother, Joanne, is a Philadelphia native. "She and her family are die-hard Eagles fans"

GAME CHANGERS

Coleman overcame quite a bit of adversity on and off the field. In fact, he almost quit football for good following an April, 2006 practice in which he tackled Tyson Gentry, a scout team receiver. Gentry was paralyzed and Coleman was devastated. "I don't think I would have played again, but Tyson and his family were so supportive. They told me it wasn't my fault, that it was an accident and part of the game. That meant so much." The two remain close to this day. Later that fall, Coleman's father, Ron, was diagnosed with breast cancer. The elder Coleman, however, is cancer-free after surgery and extensive chemotherapy. "It was a rough year," recalled Coleman. "But I developed a skin that year that allowed me to deal with any situation, and I think it made me a stronger person."



THREE-STEP DROP

Hobbies: Movies, music

Favorite movie: *Man on Fire*

TV show: *Curb Your Enthusiasm*

Musical artist: Michael Jackson, anything R&B and rap

Quote: "Have a bad day tomorrow."

First jobs: Watching kids at an elementary school, making \$10 an hour

Bucket list: "See a couple wonders of the world, like the Pyramids in Egypt and the Great Wall of China."

Talent he'd most like to have: Singing

Favorite teams/athletes growing up:

Chicago Bulls, Michael Jordan, Atlanta Braves, Brian Dawkins, Ed Reed

Favorite football moment: "Beating Michigan four times and walking off the field as Rose Bowl champs."

- Plays a large role in the Eagles "Tackling Breast Cancer" efforts

- During his spare time, enjoys giving motivational and spiritual talks to youngsters

- Often posts daily scriptures and inspirational messages on his twitter account, and even has verses tattooed, one on each of his arms. On his right tricep is Psalm 16:8. On his left tricep is a picture of the Cup of Christ with Isaiah 43:2.

- Began playing football as a 6th grader for the Pee Wee Bolts in Clayton, OH, as a running back and safety. "I wore #45, Michael Jordan's jersey number during his comeback to the NBA"

- Attended Northmont HS, where he was a two-time All-Ohio selection, adding All-Midwest honors as a senior. Played both safety and wide receiver. Also lettered in baseball as a centerfielder and shortstop and earned all-conference honors as a junior. Graduated high school one semester early so he could begin college in the spring semester

PLAYING IT FORWARD

"When someone asks me what I value most in life, I say faith, family, friends, education, and football - in that order. These are the aspects of my life that are helping to shape me into the man that I strive to be today."

This is the inspiration behind Coleman's documentary, "Playing it Forward," which chronicles his life's journey. To learn more about his story, visit www.kurt-coleman.com

- **Biggest influence on his football career:** "Besides my father, it was my high school defensive backs coach, Collin Abels. During my freshman year, I was a knucklehead and he just helped me get on the right path in life. We still talk once a week." ... Abels is currently a social studies teacher and defensive coordinator at Northmont High School
- **Coleman on the Michigan-Ohio State rivalry:** "It's every bit intense as everyone says. At Ohio State, you just learn to dislike Michigan. It's really more than just a game"



COLEMAN4ACURE.ORG

In honor of their father, Ron, a breast cancer survivor, the Coleman family began a crusade to bring about a keener awareness and understanding of the need for early detection of breast cancer, a higher level of consideration for risk factors (including for men) as well as family history, and continued funding of research for a cure



14 Riley Cooper

Wide Receiver

6-3, 222


Florida

4th year

Born 9/9/87 in Oklahoma City, OK

Central Catholic HS, Clearwater, FL

Acquired - D5b-10 (159th overall)




A 5th round draft choice of the Eagles in 2010 out of Florida, Riley Cooper brings a unique blend of size, athleticism and toughness to the wide receiving corps. He is also an accomplished performer on the Eagles special teams units. The former two-sport star was also drafted twice into Major League Baseball, including being selected by the Philadelphia Phillies in the 15th round in 2006.

BIRDSEED

- A two-sport athlete at Florida, Cooper was drafted twice into Major League Baseball, by the Philadelphia Phillies in 2006 and the Texas Rangers in 2009

A DAY AT THE BALLPARK



A two-sport star in college, Cooper was actually drafted by the Philadelphia Phillies in 2006. A native of Clearwater, FL, Cooper took a trip up the road to Phillies Spring Training this March, where he met with the team, took batting practice and shagged some fly balls. "It was an awesome experience," said Cooper. "I got to meet all of those guys, it was great. It was also cool to get back out on the field and show that I can hang with them a little bit."

2012 HIGHLIGHTS

- Posted career highs in receptions (23) and touchdowns (3)
- Caught an 11-yard TD pass from QB Nick Foles vs. Cin. (12/13)
- Capped off an 11-play, 80-yard drive as he made an acrobatic, one-handed catch over the defender for a touchdown on a 15-yard pass from Foles at Dal. (12/2)
- Hauled in a one-handed 2-yard fade pass for a touchdown from QB Michael Vick on the opening drive vs. Dal. (11/11)

2012 GAME-BY-GAME

Date	Opp.	W/L	P/S	No	Yds	Avg	Lg	TD
Sep 9	at Cle	W	0/0	INACTIVE/COLLARBONE				
Sep 16	Bal	W	0/0	INACTIVE/COLLARBONE				
Sep 23	at Ari	L	0/0	INACTIVE/COLLARBONE				
Sep 30	NYG	W	0/0	INACTIVE/COLLARBONE				
Oct 7	at Pit	L	0/0	INACTIVE				
Oct 14	Det	L	1/0	2	18	9.0	10	0
Oct 28	Atl	L	1/0	0	0	0.0	0	0
Nov 5	at NO	L	1/0	0	0	0.0	0	0
Nov 11	Dal	L	1/0	2	24	12.0	22	1
Nov 18	at Was	L	1/0	5	61	12.2	23	0
Nov 26	Car	L	1/0	1	7	7.0	7	0
Dec 2	at Dal	L	1/1	2	31	15.5	16	1
Dec 9	at TB	W	1/1	4	37	9.3	16	0
Dec 13	Cin	L	1/1	3	20	6.7	11t	1
Dec 23	Was	L	1/1	1	18	18.0	18	0
Dec 30	at NYG	L	1/1	3	32	10.7	22	0
Totals			11/5	23	248	10.8	23	3

PERSONAL

- Is the son of Larry and Monica Cooper. Larry played baseball at Oklahoma State. His younger sister, Lindsey, is a soccer player at the University of Florida. Quipped Riley, "She's the real athlete of the family."
- Attended Central Catholic HS in Clearwater, FL, lettering in football and baseball. Earned first-team, all-state honors as a wide receiver and free safety during his junior and senior seasons

- Began playing football in 6th grade as a quarterback for the Indian Rocks Golden Eagles
- Enjoys outdoor activities including hunting and fishing. "My dad got me into fishing when I was real young. We had a small boat and we would go out on weekends when I didn't have any games."
- Was a fan of John Lynch and the Tampa Bay Buccaneers growing up. "I always looked up to John as a kid. I just liked the way he carried himself on and off the field. We had season tickets for about 15 to 20 years, so I was always watching him play." Also was a fan of the Tampa Bay Rays and the Tampa Bay Lightning

Earned first-team, all-state honors as a wide receiver and free safety during his junior and senior seasons

- Underrated attribute needed as a wide receiver:** "Anticipation and timing."
- Talent he would most like to have:** "Be able to play the piano."
- Most prized possessions are his two National Championship rings from the University of Florida
- Favorite musical artists:** Young Jeezy, Lil Wayne, Drake, Trey Songz, Tim McGraw, Brad Paisley, Kenny Chesney, Zac Brown
- Earned his degree in family, youth and community sciences

THREE-STEP DROP

Guilty Pleasure: Eating a dozen Krispy Kremes doughnuts

Bucket List: Elk hunting in Wyoming
First job: Mucking stalls in the horse barns at his house in Clearwater

Most memorable concert: Brad Paisley during Florida/LSU week. Ended up having a great game vs. LSU

Favorite person to follow on Twitter: Will Ferrell

TV Shows: *Entourage*, *King of Queens*

Quote: "All men die, not all men live"

App: Pandora

Funniest Eagle: LeSean McCoy

COOPER'S CAREER STATISTICS

Year	Team	GP/GS	No	Yds	Avg	Lg	TD	STI
2010	Phil.	13/2	7	116	16.6	37	1	5
2011	Phil.	16/3	16	315	19.7	58	1	6
2012	Phil.	11/5	23	248	10.8	23	3	1
TOTALS		40/10	46	679	14.8	58	5	12
PLAYOFFS								
2010	Phil.	1/0	2	18	9.0	11	0	0
TOTALS		1/0	2	18	9.0	11	0	0

CAREER HIGHS

Recepts	5	(3x - 11/18/12 at Was.)
Yards	94	(12/1/11 at Sea.)
Long	58	(11/27/11 vs. NE)
TDs	1	(5x - 12/13/12 vs. Cin.)

91 Fletcher Cox

Defensive Tackle
6-4, 300
Mississippi State
2nd year

Born 12/13/90 in Yazoo City, MS
Yazoo City HS, Yazoo, MS
Acquired - D1-12 (12th overall)




An athletic and versatile defensive tackle, Fletcher Cox made an immediate impact as a rookie and established himself as one of the team's most productive defensive linemen after the Eagles traded up three spots in the draft to take him with the 12th selection overall. Cox was named first-team All-SEC as a junior at Mississippi State. During his three-year career with the Bulldogs, he amassed 114 tackles, 24.5 tackles for a loss and 8.5 sacks in 36 games.

BIRDSEED

- Grew up in the very small town of Yazoo, Mississippi, which has a population of less than 30,000 people. "It was a big adjustment for me last year coming from that environment," said Cox. "When I first got here, I would walk around the city or anywhere and was just amazed at how fast things moved. I ended up loving it. I do like the quiet I get back home, but it's definitely a nice change of pace for me in Philly."
- Claims the biggest influence on his life and career is his older brother, Shaddrick. Said Fletcher: "I look up to him so much. He's always taught me about doing the right things and being successful in life. I try to emulate him every day."
- Owens a horse named "Princess". Said Cox: "I take her around to different trails in the area. It's a great way for me to relax and clear my head. She's the best."
- Follow Fletcher on Twitter: [@fcoxx_91](#)

DRAGGED INTO THE MUD



When he's not getting his jersey dirty on the field, Fletcher isn't exactly staying clean off of it. One of his favorite things to do in his free time is take out one of his two ATVs and go 'Mud-riding.'

"I got into it when I was little," said Fletcher. "There are a few tracks near my hometown I drive to. You talk about mud...wait till you see how covered you are after doing this for a few hours. It's crazy."

2012 SACKS BY DTs

Player	Sacks
Geno Atkins (Cin)	12.5
N.Suh (Det)	8.0
Henry Melton (Chi)	6.0
Dwan Edwards (Car)	6.0
Fletcher Cox, 2 others	5.5

EAGLES ROOKIE SACKS

Player (year)	Sacks
Corey Simon (2000)	9.5
Derrick Burgess (2001)	6.0
Fletcher Cox (2012)	5.5
Mike Mamula (1995)	5.5
Trent Cole (2005)	5.0

NFL ROOKIE SACK LEADERS

Player	Sacks
Bruce Irvin (Sea)	8.0
Chandler Jones (NE)	6.0
Whitney Mercilus (Hou)	6.0
Derek Wolfe (Den)	6.0
Fletcher Cox, 3 others	5.5

2012 HIGHLIGHTS

- Was named to PFWA's all-rookie team
- His 5.5 sacks tied for the team lead and also tied for fifth among all rookies and among all NFL defensive tackles
- His sack total also tied for the third-most ever by an Eagles rookie and the second-most by a rookie DT (Corey Simon - 9.5 in 2000)
- Led all Eagles defensive linemen with 65 tackles and ranked fourth with 24 hurries
- Had 4.5 sacks in his last seven games, including 1.5 of Andy Dalton vs. Cin. (12/13), marking his first-career multi-sack game
- Sacked Josh Freeman at TB (12/9), his third in the last five games
- Brought down Robert Griffin III at Was. (11/18) for a sack, and posted a team-high 10 tackles
- Registered a sack and six hurries of Tony Romo vs. Dal. (11/11)
- Led the defensive line with a career-high 11 tackles in his first-career start vs. Atl. (10/28)
- Registered his first-career sack (QB Brandon Weeden) in his first game at Cle. (9/9)

THREE-STEP DROP

Person he'd trade places with for a day: Vin Diesel
Actor that would play him in a movie: Cedric "The Entertainer"
Favorite athlete growing up: Jeremiah Trotter
On his bucket list: Giving back to the entire community where I grew up
Nickname: Bug Eye
Most played artist on his iPod: Young Jeezy
Meal: My mom's baked beans, mac and cheese, grilled chicken and pork chops
Car: 1975 Caprice Classic Drop Top
Movie: *Gone in 60 Seconds*
Funniest Eagle: LeSean McCoy
Philly Restaurant: *Del Friscos*

2012 GAME-BY-GAME STATISTICS

Date	Opp	W/L	P/S	S	A	T	Sac	Hur	Int	Yds	Lg	KD	FF	FR
Sep 9	at Cle	W	1/0	4	1	5	1.0	2	0	0	0	0	0	0
Sep 16	Bal	W	1/0	5	1	6	0.0	4	0	0	0	1	0	0
Sep 23	at Ari	L	1/0	0	3	3	0.0	1	0	0	0	0	0	0
Sep 30	NYG	W	1/0	3	1	4	0.0	5	0	0	0	0	0	0
Oct 7	at Pit	L	1/0	3	1	4	0.0	0	0	0	0	0	0	0
Oct 14	Det	L	1/0	0	1	1	0.0	2	0	0	0	0	0	0
Oct 28	Atl	L	1/1	6	5	11	0.0	0	0	0	0	1	0	0
Nov 5	at NO	L	1/1	3	1	4	0.0	0	0	0	0	0	0	0
Nov 11	Dal	L	1/1	1	1	2	1.0	6	0	0	0	0	0	0
Nov 18	at Was	L	1/1	8	2	10	1.0	0	0	0	0	0	0	0
Nov 26	Car	L	1/1	1	0	1	0.0	0	0	0	0	0	0	0
Dec 2	at Dal	L	1/1	0	0	0	0.0	0	0	0	0	0	0	0
Dec 9	at TB	W	1/1	5	0	5	1.0	1	0	0	0	0	0	0
Dec 13	Cin	L	1/1	5	1	6	1.5	2	0	0	0	0	0	0
Dec 23	Was	L	1/1	2	1	3	0.0	1	0	0	0	0	0	0
Dec 30	at NYG													
INACTIVE/CONCUSSION														
Totals				15/9	46	19	65	5.5	24	0	0	0	2	0

88 B.J. Cunningham

Wide Receiver

6-2, 215

Michigan State

1st year

Born 5/29/89 in Westerville, OH

Westerville South HS, Westerville, OH

Acquired - FA 2012



A former high school soccer and basketball standout who did not start playing football until his junior year of high school, B.J. Cunningham did not take the most direct route in becoming Michigan State's all-time leader in receiving. He did not take the most direct route to Philadelphia either after being selected in the 6th round by Miami in 2012. He spent his entire rookie season on the Eagles practice squad, however, after being signed after the cut down to 53.

BIRDSEED

- Began playing football during his junior year of high school after playing soccer since he was four years old. "Basically, I didn't want to play soccer anymore and I just wanted to focus on basketball, but my mom didn't like that and told me I had to do something in the fall. I figured I'd give football a try and it ended up working out pretty well."
- His success in soccer as a youngster landed him on the Junior USA team as a middle schooler. The squad played in tournament in Sweden, Iceland and Denmark and Cunningham was one of their leading scorers. His most memorable game though occurred in a courtyard near their hotel when the Mexican team challenged them to an impromptu game. The USA team won.
- States his most memorable moment in sports was winning a share of the Big Ten championship during his junior campaign at Michigan State in 2010. That season, led the Spartans with nine touchdown receptions, the fourth-best total in school history, and garnered honorable mention All-Big Ten honors while leading the team to their first Big Ten title since 1990
- Was recruited by Cincinnati by Mark D'Antonio, who later became Michigan State's head coach and continued to recruit Cunningham even with the school change. Cunningham credits D'Antonio for teaching him "how to grow up and turn into a man and handle responsibilities. He was a father figure in my life and I still talk to him to this day"
- Credits his high school basketball coach, Ed Calo, for giving him great advice, "I talk to him about everything. He got me through a lot. He gave me my diploma when I graduated. He brought the relentless nature out of me. The opportunities I got, I wouldn't have got them without him. He made me work."

COLLEGE HIGHLIGHTS

- Finished his career at Michigan State as the school's all-time leader in receptions (218) and receiving yards (3,086), while ranking second in touchdowns
- Voted as a team MVP as a senior in 2011 while earning second-team All-Big Ten honors after tying a school single-season record with 79 receptions and a career-high 1,306 receiving yards
- Earned All-Pac 10 honorable mention honors in 2010 after posting 50 catches for 611 yards and a career-high nine touchdowns
- Led the team with 48 receptions for 641 yards and four touchdowns in 2009
- Posted 41 catches for 528 yards in 2008

PERSONAL

- Single and resides in Philadelphia
- Was an All-Division I Ohio selection as a senior at Westerville South High School
- Was a three-year starter in basketball and was selected as the Ohio Capital Conference Central Division Player of the Year in 2005-06. Was recruited to play at Toledo and Robert Morris
- Also lettered in track and field and soccer. In soccer, he led his varsity team in scoring as a freshman
- Son of Bryan and Kim Cunningham. Kim is a project manager at Chase Bank in Columbus, OH. His younger brother, Cory, is a chef at a five-star restaurant in Columbus. His younger sister, April, is a student at Ohio University
- Claims to be a master chef of chicken shrimp alfredo. "I love watching the Food Network. My brother thinks I can hold my own. I'm not as good as him."
- In 2013, was a high-scoring member of the Eagles offseason basketball team
- **Favorite thing about playing football:** "Playing football in front of thousands of fans, with people cheering for you and your teammates. Getting to represent your family and your school. You get to do what you grew up wanting and dreaming to do and you're here with the best people in the world doing it."
- Majored in sociology
- Follow B.J. on twitter: @BjCunningham_03

THREE-STEP DROP

Hobbies: Playing video games, *Call of Duty*, *NBA 2K* series and *FIFA*

First job: Working in the women's shoe department at Macy's in high school (\$8/hour)

Bucket List: Travel to Brazil and Europe
If not playing football: Sports broadcaster

Talent he'd most like to have: Playing the piano

Actor that would play him in a movie: Denzel Washington

Favorite food: Chicken parmesan

Favorite car: Bugatti

Athletes growing up: LeBron James, Michael Jordan, Larry Fitzgerald

TV Show: *Martin*

Musician: Lil Wayne and ASAP Rocky

Favorite restaurant: Chipotle

Favorite Philadelphia restaurant: Penrose Diner

Funniest Eagle: Chris Polk

90 Antonio Dixon

Defensive Tackle

6-3, 325

Miami (FL)

4th year

Born 7/17/85 in Miami, FL

Booker T. Washington HS, Miami, FL

Acquired - FA 2012



THREE-STEP DROP

Favorite app: Pandora

Web Site: WorldStarHipHop.com

What he'd be doing if not in football: In the military

Person he'd like to trade places with for a day: "Albert Pujols so I could hit some home runs."

Talent he'd most like to have: Ability to sing

Favorite Thing to Cook: Steaks on the grill

Athletes to watch: LeBron James, Dwyane Wade, LaMarcus Aldridge

Funniest player on Eagles: "Trent Cole because he doesn't even know it."

Places to go in Philadelphia: Dave & Busters and Ms. Tootsie's Soul Food

Originally a rookie free agent signing of the Washington Redskins in 2009, Dixon overcame remarkable odds and obstacles during his youth just to make it to the NFL. He was claimed off waivers by the Eagles prior to the 2009 season opener and was a contributing member of their defensive line rotation. He spent a portion of the 2012 campaign with the Colts before being re-signed by Philadelphia later that season.

CAREER HIGHLIGHTS

- Named to *USA Today's* 2010 All-Joe Team, which honors the NFL players whose work doesn't necessarily garner headlines, but is integral to the success of their football team

BIRDSEED

- Is extremely thankful to former Redskins teammate Cornelius Griffin for all of the advice. "On the first day of mini camp, he came up to me and asked me if I was drafted and I said, 'no.' From there on out, he helped me with everything and I mean everything. One day, the whole team was attending a team function and we needed to wear a suit. I didn't own a suit and he made sure to buy me one. On the field, he helped with technique and how to use my hands. He was an open book to me and I'll never forget that."

- Draws inspiration from his mother, Cornethia, who encouraged him to play football in high school and, despite all of her hardships, never missed one of his games growing up. Has three brothers, Darrell, Jarvis and Michael, and one sister, Mikesha

- As his career progresses, Dixon would like to devote more time and resources to single parents and their children to help them overcome the obstacles they face. "I saw firsthand how hard it was for my mother" ... in fact, his first job was as a youth counselor at the Alonzo Mourning Youth Center in Miami. "I was in charge of the 3rd and 5th graders and it was a lot of fun. I made about 7 bucks an hour and I got a chance to meet Mourning."

FAMILY MATTERS

Dixon endured a rough upbringing in which he and his four siblings spent a majority of their childhood bouncing between homeless shelters while his single mother, Cornethia, struggled to provide a stable lifestyle for her family. After first playing organized football in 9th grade, Dixon remained in school despite contemplating quitting so he could find a job to help support his family. With over a dozen scholarship offers by the time he was a senior, he realized football was his best chance of helping his family even more

2012 GAME-BY-GAME STATISTICS

Date	Opp	W/L	P/S	S	A	T	Sac	Hur	Int	Yds	Lg	KD	FF	FR
Signed by the Colts 10/9/12														
Oct 14	at NYJ	L	1/0	1	1	2	0.0	0	0	0	0	0	0	0
Oct 21	Cle	W	1/0	0	0	0	0.0	0	0	0	0	0	0	0
Oct 28	at Ten	W	0/0	INACTIVE										
Signed by the Eagles 12/26/12														
Dec 30	at NYG	L	1/0	3	1	4	0.0	0	0	0	0	0	0	0
Totals			2/0	4	2	6	0.0	0	0	0	0	0	0	0

DIXON'S CAREER STATISTICS

Year	Team	GP/GS	TACKLES					INTERCEPTIONS					FF	FR	Yds	
			Tot	Solo	Ast	Sacks	Yds	Int	Yds	Lg	TD	KD				
2009	Phil.	16/0	17	10	7	1.0	1.0	0	0	0	0	0	0	0	0	0
2010	Phil.	15/10	37	26	11	2.0	12.0	0	0	0	0	1	0	0	0	
2011	Phil.	4/0	8	3	5	0.0	0.0	0	0	0	0	0	0	0	0	
2012	Ind.	2/0	2	1	1	0.0	0.0	0	0	0	0	0	0	0	0	
	Phil.	1/0	4	3	1	0.0	0.0	0	0	0	0	0	0	0	0	
TOTALS		38/10	68	43	25	3.0	13.0	0	0	0	0	1	0	0	0	
PLAYOFFS																
2009	Phil.	1/0	1	1	0	0.0	0	0	0	0	0	0	0	0	0	
2010	Phil.	1/1	6	4	2	0.0	0	0	0	0	0	0	0	0	0	
TOTALS		2/1	7	5	2	0.0	0	0	0	0	0	0	0	0	0	

ADDITIONAL CAREER STATISTICS

BLOCKED FIELD GOAL: (1) - 2009 [48-yd. attempt at Chi. 11/22/09 by K Robbie Gould]

CAREER HIGHS

Tackles **7** (10/24/10 at Ten.)
Sacks **1.0** (3x - 10/24/10 at Ten.)

BOUNCER FOR HIRE

When he was in 11th grade, Dixon was recruited by Lil Wayne to work security at his concert in Miami. "Somehow my coach got involved, they needed somebody big so he picked me," said Antonio. "I was backstage helping out. He probably doesn't remember me, but that was awesome."

3 Dennis Dixon

Quarterback

6-3, 215


Oregon

5th year

Born 1/11/85 in Oakland, CA

San Leandro HS, San Leandro, CA

Acquired - FA 2013



Fresh off a stint on the practice squad of the Super Bowl champion Baltimore Ravens, Dennis Dixon was added to the Eagles quarterback depth chart in February, 2013. A 5th round draft choice of the Steelers in 2008, Dixon appeared in 4 games (3 starts) over four seasons in Pittsburgh and was a member of their Super Bowl championship squad during his rookie season. Dixon and Eagles head coach Chip Kelly worked together for one season in 2007. That year, Oregon's new offensive coordinator helped Dixon earn Pac-10 offensive player of the year honors and several Heisman Trophy votes.

BIRDSEED

- His mother, Jueretta, passed away following a three-year battle with breast cancer in 2004 while Dennis was a senior in high school. His favorite piece of advice he ever received from her was, "never let them see you sweat." Dixon's left arm is graced with a tattoo of those words on it in memory of her. Dixon: "It's advice I use all the time"
- Wears a different pair of shoes every day as his collection has grown to fill two different storage areas. That hobby started as an inspiration from when he and the other captains of the Oregon football squad served on a committee to help design the different uniform combinations they wore each week. His favorite pair is the Jordan Retro 3

CAREER HIGHLIGHTS

- Guided the Steelers to two victories in his three career starts. The wins came in weeks 3 and 4 of the 2010 season (vs. Atl and at Ten). Dixon started in place of a suspended Ben Roethlisberger

COLLEGE HIGHLIGHTS

- Finished 5th in the Heisman Trophy balloting in his senior year of 2007 despite missing the final three games with a knee injury. Also earned Pac-10 offensive player of the year honors while playing under new offensive coordinator Chip Kelly. Completed 67.7% (172-254) of his passes for 2,136 yards, 20 TDs and just 4 INTs. Also rushed for 583 yards and 9 scores
- Holds the school records for best completion percentage in a season and career (67.7% and 63.9%, respectively). Finished career ranked 6th with 6,337 total yards of offense and 7th with 38 TD throws

- The *ESPN the Magazine* Academic All-District QB was one of five student-athletes in school history (and Oregon's first football player ever) to be bestowed with the NCAA Top VIII Award, which honors eight student-athletes for their success on the fields, in the classroom and in the community
- Also received the National Football Foundation's Scholar-Athlete Award and accompanying post-graduate scholarship

- Started 11 games as a junior in 2006 and four in 2005. Earned Academic All-Pac 10 honors after each of those seasons

PERSONAL

- Single and resides in Philadelphia
- Is the son of Dennis, Sr., and the late Jueretta Dixon. Has one sister, Danitra, who works in the fashion industry in Los Angeles
- A three-sport star at San Leandro High School (CA), earned Parade All-American and ESPN Top 100 team honors as a senior quarterback. Led team to an 11-1 record and completed 164 of 268 passes for 2,736 yards and 30 TDs
- Selected by Cincinnati in the 20th round of the 2003 MLB draft and again by Atlanta in the 5th round in 2007. Played in 28 games as an outfielder in the Braves minor league system in 2007
- First started playing football at the age of 8 as a wide receiver for the San Leandro Crusaders
- Graduated with degree in sociology, while minoring in journalism

INJURY HISTORY

- Was placed on Injured Reserve on 10/2/10 after injuring his knee in the second quarter at Ten. (9/19/10)

THREE-STEP DROP

Teams/Athletes Growing Up: Raiders, Lakers and Bo Jackson
What he'd be doing if not in football: Playing baseball
Talent he'd most like to have: Acting
Favorite personal moment in sports: Beating USC
First job: Delivering Furniture
Athlete right now: Kobe Bryant
Meal: Seafood
Movies: *The Wood*, *Heat*
TV Show: *Prison Break*, *24*
App: Free Flow
Hobby: Bowling (Averages 215)

DIXON'S CAREER STATISTICS

Year	Team	GP/GS	PASSING										RUSHING				
			Att	Cmp	Pct	Yds	Yd/At	TD	Int	Lg	Sk/Yd	Rat	Att	Yds	Avg	Lg	TD
2008	Pit.	1/0	1	1	100.0	3	3.0	0	0	3	0/0	79.2	2	-3	-1.5	-1	0
2009	Pit.	1/1	26	12	46.2	145	5.6	1	1	33t	0/0	60.6	3	27	9.0	24	1
2010	Pit.	2/2	32	22	68.8	254	7.9	0	1	52	5/41	79.4	5	32	6.4	21	0
2011	Pit.	0/0	0	0	0.0	0	0.0	0	0	0	0/0	0.0	0	0	0.0	0	0
TOTALS		4/3	59	35	59.3	402	6.8	1	2	52	5/41	71.4	10	56	5.6	24	1
PLAYOFFS																	
2008	Pit.	0/0	0	0	0.0	0	0.0	0	0	0	0/0	0.0	0	0	0.0	0	0
2011	Pit.	0/0	0	0	0.0	0	0.0	0	0	0	0/0	0.0	0	0	0.0	0	0
TOTALS		0/0	0	0	0.0	0	0.0	0	0	0	0/0	0.0	0	0	0.0	0	0
FUMBLES/LOST: (2/1) ... 2010 (2/1)																	

46 Jon Dorenbos

Long Snapper

6-0, 250

UTEP

11th year

Born 7/21/80 in Garden Grove, CA

Pacifica HS, Garden Grove, CA

Acquired - FA 2006



Pro Bowls: 2009



After battling a tremendous amount of personal adversity early in life, Jon Dorenbos (pronounced DORN-boss) has worked hard and stayed focused enough to carve out a successful career as an NFL long snapper and was named to his first Pro Bowl following the 2009 season. Originally signed by Philadelphia in the latter half of the 2006 season, Dorenbos has played in every game for the Eagles since then and was re-signed by the team to a four-year contract on March 11, 2013 that will keep him in Philadelphia through 2017. Dorenbos, who endured the murder of his mother by his father at a young age, took up magic to help ease his mind throughout the tough times. Dorenbos, in fact, has become so good at his craft that he has been hired for shows in Hollywood and Las Vegas.

CAREER HIGHLIGHTS

- Despite never running a 40-yard dash or never being recruited to play college football, has carved out a 10-plus year NFL career, while earning a Pro Bowl selection following the 2009 season. "On an individual level, it was the coolest thing that ever happened to me," said Dorenbos. "To get that level of respect [from the coaches who voted] is really what it's all about"

BIRDSEED

- His love for magic was born while he spent 1992 in foster care after personal tragedy struck his family. He met an older teenager who could do tricks and he fell in love with magic. "It was a time for me to be by myself, a way for me to pass time. I was at peace and I enjoyed it. I loved the coordination, and being obsessed with the fundamentals of what I was doing"
- Performed magic in front of many famous musicians and athletes including Magic Johnson, Joe Montana, Dan Marino, Jim Kelly, Garth Brooks, Lindsay Lohan, Rascal Flatts and Dierks Bentley. Dorenbos then collects their autographs on a playing card which he hangs up in the game room of his California home. "Having the opportunity to meet the people I've met through something I love doing, it's just an indescribable feeling."
- Otherwise prefers a subdued offseason with hobbies such as: harvesting corn, breeding Kinkachoo monkeys, underwater karaoke in the Caribbean Sea, hot yoga in Alaska and restoring 14th century furniture


- In 2008, captured a Mid-Atlantic Emmy Award for hosting *Inside the Eagles*, which aired on Comcast SportsNet in Philadelphia via the Eagles Television Network

PERSONAL

- He and his wife, Julie, were married on April 9, 2010, and reside in Philadelphia
- Starred at Pacifica HS where he also played basketball and baseball. Earned all-league honors in both football and baseball. "Playing baseball and football in high school was literally the time of my life. I've never had more fun."

- Worked as executive producer of an album with best friend/singer Steve Carlson. The acoustic collection, "Days Behind," can be found on SteveCarlson.com

- Named the team's Ed Block Courage Award recipient of 2008. The award honors those NFL players who exemplify commitment to the principles of sportsmanship and courage and is given by a vote of the team for effort as well as individual performance



- Is proud to work with several charities including Garth Brooks' "Teammates for Kids" and Brian Moorman's "Punt Foundation," which strive to help out children with terminal illness
- In the offseason, also serves as a corporate motivational speaker and performer for companies such as Jackson Financial, ING Financial, Pioneer and the National FFA Organization
- Is good friends with the comedy group "Broken Lizard" who wrote and produced the movie *Super Troopers*. Also had a guest appearance in their 2006 movie *Bearfest*

THREE-STEP DROP

Greatest love besides football: His wife, Julie
Talent he'd most like to have: Rock star
Would Most Like to Have Dinner with: ALF and Todd Herremans
Bucket list: Cruise the Caribbean in his own 300' yacht
Prized Possessions: A mannequin adorned with a custom-made suit and a Darryl Strawberry commemorative shower curtain ring
Guilty pleasure: Chick flicks
Meal: Cheese lasagna
Book: *Theatrical Pickpocketing* - Jim Revel
Something Most People Don't Know About Me: Learned the English language from the Micro Machines commercial guy
Favorite TV Show: *Modern Family*
Favorite App: Island Paradise
Philly restaurant: El Vez

CAREER SERVICE

YEAR	TEAM	GP/GS	STT	Playoffs
2003	Buf.	16/0	0	YEAR TEAM GP/GS STT
2004	Buf.	13/0	0	2006 Phil. 2/0 0
2005	Tenn.	9/0	0	2008 Phil. 3/0 0
2006	Tenn.	1/0	0	2009 Phil. 1/0 0
2006	Phil.	5/0	2	2010 Phil. 1/0 1
2007	Phil.	16/0	6	Totals 7/0 1
2008	Phil.	16/0	5	First NFL game: 9/7/03 vs. NE
2009	Phil.	16/0	4	
2010	Phil.	16/0	4	
2011	Phil.	16/0	4	
2012	Phil.	16/0	4	
Totals		140/0	29	

WING BOWL MAGIC


In 2013, Dorenbos worked as the "Commisioner" of one of Philadelphia's most popular events, Wing Bowl, which airs on the Eagles flagship radio station - 94WIP. Besides Dorenbos, new Eagles coach Chip Kelly also made an appearance at a sold-out Wells Fargo Center.



86 Zach Ertz

Tight End
6-5, 250
Stanford
Rookie

Born 11/10/90 in Orange, CA
Monte Vista HS, Danville, CA
Acquired - D2-2013 (35th overall)



A former basketball player in high school, Ertz made the transformation to All-American tight end at Stanford, as he became the highest tight end drafted by the Eagles (35th overall in 2013) since the team selected Keith Jackson 13th overall in 1988. Ertz's 898 receiving yards in 2012 led all Cardinal pass catchers and all FBS tight ends, while his 69 receptions tied for the FBS lead at that position. He appeared in 38 career games, recording 113 receptions for 1,434 yards and 15 touchdowns. A native of Danville, CA, Ertz was a first-team all-state selection as a senior at Monte Vista High School after hauling in 56 passes for 756 yards and 14 touchdowns.

BIRDSEED

- At 35th overall (2nd round), became the highest drafted tight end by the Eagles since the team selected Keith Jackson in the first round (13th overall) in 1988
- Father, Douglas, played football at Lehigh University from 1981-84 and his uncle, David, played baseball at the University of Vermont from 1970-72

LEARNING FROM THE BEST



During his high school career at Monte Vista, Ertz had the privilege of being tutored by former four-time Pro Bowl tight end Brent Jones. Prior to Ertz's junior season, Jones helped coach the Mustangs and paid special attention to the big tight end. "He was big and had a lot of athleticism," Jones said. "He thought he was a basketball player. After the first month, I told him, 'You have what the NFL is looking for. If you put in the time and effort you can play at the pro level.'" After watching Ertz work, Jones saw Stanford as the best college fit for his pupil and contacted then-Cardinal head coach and current 49ers head coach Jim Harbaugh. Although Ertz suffered a broken wrist early in his junior season, Stanford arrived with a scholarship offer, which Ertz accepted. "Coach Jones has been an unbelievable resource for me," said Ertz. "I would not be where I am today in football if it wasn't for him. No question about it."



PERSONAL

- Son of Douglas and Lisa Ertz and is the oldest of four children. Doug is a software salesman and Lisa is an office manager and legal assistant
- Has a Bernese Mountain dog named Apollo
- Graduated from Monte Vista High School in Danville, CA, where he was a first-team all-state selection as a senior after catching 56 passes for 756 yards and 14 touchdowns
- Garnered All-Northern California first-team honors by *NorCal-Preps.com*, first-team All-Metro honors by the *San Francisco Chronicle*, All-East Bay honors from the *Contra Costa Times* and was a first-team All-East Bay Athletic League choice as a senior
- Named the 2008 Cal-Hi Sports North Coast Section Scholar Athlete of the Year
- Also lettered in basketball
- Earned his degree in management science and engineering

COLLEGE HIGHLIGHTS

- Appeared in 38 games at Stanford and recorded 112 receptions for 1,434 yards and 15 touchdowns during his three seasons with the Cardinal
- As a junior, was a unanimous All-American with first-team honors from the American Football Coaches Association, *Associated Press*, *Sporting News* and Walter Camp Football Foundation after leading all Stanford pass catchers and all FBS tight ends in receiving yards (898) and total receptions (69), both school records at the position
- Named to the All-Pac-12 first team and garnered Pac-12 All-Academic honorable mention accolades as a junior
- Led the Cardinal in receiving in eight of the team's 14 games in 2012
- As a sophomore, appeared in 10 games (three starts) and hauled in 27 receptions for 343 yards and four touchdowns
- Caught 16 passes for 190 yards and five touchdowns in 13 games as a redshirt freshman
- His five touchdown receptions during his redshirt freshman season ranked third on the team behind Seattle Seahawks WR Doug Baldwin (9) and Indianapolis Colts TE Coby Fleener (7)
- Redshirted as a freshman

THREE-STEP DROP



What he'd be doing if not playing football: Basketball
Talent he'd most like to have: The ability to read minds
Person he'd trade places with for a day: Kobe Bryant
Actor that would play him in a movie: Channing Tatum
Favorite personal moment in sports: Winning the Rose Bowl
Bucket list: Skydiving
Most played artist on his iPod: Jason Aldean
Book: *Lone Survivor*
Meal: Steak
TV Show: *Modern Family*

24 Bradley Fletcher

Cornerback

6-0, 200

Iowa

5th year

Born 6/25/86 in Cleveland, OH

Liberty HS, Youngstown, OH

Acquired - FA (StL) 2013



THREE-STEP DROP

Greatest love besides football: Basketball

Talent he'd most like to have: The ability to teleport

First job: Ice cream server at Handles

Favorite athlete: Barry Sanders

Hobby: Chess

Nickname: Fletch

Most played artist on his iPod: Young Jeezy


Meal: Steak and sweet potatoes

TV Show: Family Guy

A tough and physical corner who has battled adversity throughout his football career, Bradley Fletcher signed a two-year contract with the Eagles during the 2013 offseason. A third round selection of St. Louis in 2009, Bradley started 26 games for the Rams and posted 169 tackles and five interceptions over his four-year career. In 2010, Bradley led the Rams with four interceptions after starting 15 of 16 contests. He was named the Rams' recipient of the Ed Block Courage Award that season after rebounding from a knee injury that forced him to miss the final 11 games of his rookie campaign. A native of Youngstown, OH, Bradley starred collegiately at Iowa and earned All-Big 10 honorable mention honors as a senior.

CAREER HIGHLIGHTS

- Led the Rams in interceptions with four in 2010, while starting 15 of 16 games at corner
- Earned the Ed Block Courage Award in 2010 after rebounding from a knee injury that forced him to miss the final 11 games of the 2009 season. Given to a player on each of the 32 NFL teams, the award honors NFL players who commit to the principles of sportsmanship and courage



2012 HIGHLIGHTS (with St. Louis)

- Appeared in all 16 games (four starts) and notched 28 tackles, eight passes defended, one interception, one forced fumble and one sack
- Recorded a sack of Cardinals QB Kevin Kolb vs Arz (10/4)
- Intercepted Seahawks QB Russell Wilson in the closing minutes of the fourth quarter to seal a 19-13 win vs. Sea (9/30)

BIRDSEED

- While with the Rams, Bradley and his wife, Jacqueline, worked on behalf of the Our Little Haven group, which cares for children, and helps to prevent them from being victims of abuse

A MOTHER'S WORTH

The person Bradley Fletcher credits as the biggest influence on his life and career is his mother, Vikki, who raised he and his three brothers by herself. "She molded me into the person I am today," said Fletcher. "I owe everything to her." Vikki, who has worked as a nurse since Bradley was a child, often had to work multiple shifts at various hospitals to make ends meet and provide for her family. "She was always working," said Bradley. "Her work ethic and sacrificing everything for her family is something I take with me to this day. I've learned so much from her. She's the best."

or assists with treatment of those who have been abused or neglected. As part of their efforts, Bradley donated 20 tickets to every Rams home game in 2012 to the charity

- While in St. Louis, dressed as the Easter Bunny to deliver presents and spend time with children for the Basket of Hope foundation, an organization that offers help and support to newly diagnosed children and their families who are affected by cancer or other serious illnesses

PERSONAL

- He and his wife, Jacqueline, have a son, Caleb
- A first-team All-Conference, All-County, All-District, All-Northwest Ohio, All-Ohio and North/South All-State selection as a senior at Liberty High in Youngstown, Ohio
- Named first-team All-Conference and All-County, along with special mention All-Ohio as a junior
- Recorded 207 tackles, 13 passes defended and four interceptions in high school career
- Also saw action as a running back, rushing 143 times for 815 yards with 12 touchdowns as a senior
- Earned All-State honors in basketball
- Graduated with a degree in Health & Sports Studies with a minor in African-American studies

2012 GAME-BY-GAME STATISTICS

Date	Opp	W/L	P/S	S	A	T	Sac	Hur	Int	Yds	Lg	KD	FF	FR
Sep 9	at Det	L	1/1	2	1	3	0.0	0	0	0	0	2	0	0
Sep 16	Was	W	1/0	2	0	2	0.0	0	0	0	0	1	0	0
Sep 23	at Chi	L	1/0	3	0	3	0.0	0	0	0	0	1	0	0
Sep 30	Sea	W	1/0	0	0	0	0.0	0	1	2	2	1	0	0
Oct 4	Arz	W	1/1	3	1	4	1.0	1	0	0	0	0	0	0
Oct 14	at Mia	L	1/0	0	0	0	0.0	0	0	0	0	1	0	0
Oct 21	GB	L	1/1	4	2	6	0.0	0	0	0	0	0	0	0
Oct 28	NE	L	1/1	2	1	3	0.0	0	0	0	0	1	0	0
Nov 11	at SF	T	1/0	2	0	2	0.0	0	0	0	0	1	1	0
Nov 18	NYJ	L	1/0	0	0	0	0.0	0	0	0	0	0	0	0
Nov 25	at Arz	W	1/0	2	0	2	0.0	0	0	0	0	0	0	0
Dec 2	SF	W	1/0	0	0	0	0.0	0	0	0	0	0	0	0
Dec 9	at Buf	W	1/0	1	0	1	0.0	0	0	0	0	0	0	0
Dec 16	Min	L	1/0	0	0	0	0.0	0	0	0	0	0	0	0
Dec 23	at TB	W	1/0	2	0	2	0.0	0	0	0	0	0	0	0
Dec 30	at Sea	L	1/0	0	0	0	0.0	0	0	0	0	0	0	0
Totals			16/4	23	5	28	1.0	1	1	2	2	8	1	0

FLETCHER'S CAREER STATISTICS

Year	Team	GP/GS	TACKLES				INTERCEPTIONS					FF	FR	Yds	STT	
			Tot	Solo	Ast	Sacks	Yds	Int	Yds	Lg	TD					KD
2009	StL	7/3	30	22	8	0.0	0.0	0	0	0	0	2	0	0	0	0
2010	StL	16/15	91	58	33	0.0	0.0	4	39	26	0	11	0	1	43	0
2011	StL	4/4	24	19	5	0.0	0.0	0	0	0	0	2	0	0	0	0
2012	StL	16/4	28	23	5	1.0	0.0	1	2	2	0	8	1	0	0	0
Totals		43/26	173	122	51	1.0	0.0	5	41	26	0	23	1	1	43	0

CAREER HIGHS

Tackles	11	(11/21/10 vs. Atl)
Sacks	1.0	(10/4/12 vs. Arz)
INTs	1	(5x - 9/30/12 vs. Sea)
INT Lg	26	(10/3/10 vs. Sea)

9 Nick Foles

Quarterback

6-6, 243

Arizona

2nd year

Born 1/20/89 in Austin, TX

Westlake HS, Austin, TX

Acquired - D3-12 (88th overall)



Nick Foles, a 6-foot, 6-inch tall, strong-armed signal caller, originally earned the back-up quarterback position with an impressive preseason performance before being named the team's starting QB on December 3, 2012. A third round pick of the club in 2012 from Arizona, Foles finished his career as the Wildcats all-time leading passer in terms of yards, TDs, attempts and completions.

BIRDSEED

- Growing up in Austin, TX, Foles claims he has been in a football-thirsty environment his whole life. "High school football was the big thing growing up in Austin. Friday Night Lights, the whole deal. I was thrown right in it and loved it." In fact, there is a baby picture of Foles a few weeks after he was born with a football in his hands. "It's actually pretty funny because in that picture I'm using the same grip on the ball as I do now."

COMMUNITY QB

At Arizona, Foles served as a mentor to four brothers from an underprivileged home in Tuscon: Aaron, Jose, Chris and Anthony. Said Foles: "I'd spend time with them every weekend. It was a great experience for me and we have a great relationship. I still mentor and talk to them every couple of weeks and help them in any way I can."

2012 HIGHLIGHTS

- Set Eagles rookie passing records in the following categories: yards (1699), attempts (265) and completions (161)
- In his first NFL action in place of an injured Michael Vick vs. Dal. (11/11), threw for 219 yards and his first TD (44 yds to Jeremy Maclin). According to the Elias Sports Bureau, it was the highest yardage total by an Eagles rookie quarterback in his NFL debut. The last Eagles rookie to throw a TD was RB Brian Westbrook in 2002. The last Eagles rookie QB to do so was A.J. Feeley in 2001
- Completed 65% of his passes (22 for 34) for 251 yards and one TD in his first NFL start in his home state of Texas at Dal. (12/2)
- Rallied from a 21-10 deficit in the 4th quarter at TB (12/9) with two TD passes in the final four minutes - an 11 yarder to TE Clay Harbor and a **1-yard strike to WR Jeremy Maclin on final play of regulation.** Along the way, tallied an Eagles rookie record 381 passing yards and became just the 3rd rookie in NFL history to throw for 350+ passing yards, 2 TDs and no INTs in a game. Also ran for a 10-yard TD, the first of his career
- Threw for 345 yards and TD vs. Was (12/23), while completing 66.7 percent of his passes (32-48)
- In 2012 preseason, completed 63.5% of his passes (40-63) for 553 yards, six TDs and a 110.1 QB rating



COLLEGE HIGHLIGHTS

- Finished career at Arizona as the school's all-time leader in passing yards (10,011), touchdowns (67), attempts (1,369) and completions (933)

- As a senior in 2011, earned Honorable Mention All-Pac 12 honors after throwing for a school single-season record 4,334 yards and 28 TDs. Also broke the Arizona record for attempts (560) and completions (387)
- Was named team Offensive co-MVP and Honorable mention All-Pac 10 as a junior in 2010, throwing for 3,191 yards and 20 TDs

- Earned All-Pac 10 Honorable Mention honors as a sophomore in 2008 after finishing the year with 2,486 yards and 19 TDs
- Garnered Honorable Mention Pac-10 All-Academic honors in 2009 and 2010
- Redshirted in 2008 after transferring from Michigan St.

PERSONAL

- Resides in Philadelphia
- Son of Larry and Melissa, who both are in the restaurant business. Has two sisters, Lacey and Katie
- Has three dogs, Wrigley, Bella and Harmony, and a cat, Tigger
- Was a roommate of Brent Celek's brother, Garrett, as a freshman at Michigan State
- Became the highest Arizona QB to be drafted since Detroit selected Eddie Wilson in the 2nd round in 1962
- Starred at Westlake High School in Austin, TX, where he set school career records for passing yards (5,658) and passing TDs (56), breaking marks previously held by Drew Brees
- Was a high school teammate of Cardinals WR Ryan Swope and Ravens K Justin Tucker
- Also was a three-year starter and two-time team MVP for Westlake's basketball team, averaging 15 points and 11 rebounds in 2005-06 while earning all-district honors, and leading the district in rebounding as a sophomore. Was recruited by numerous Division I basketball programs
- Was a high school Academic All-District selection in football and basketball
- **Most underrated part of playing quarterback:** "The ability to feel the game, especially during scramble situations. The ball's movement changes when you run as well as the throwing lanes. Some guys can do it, some guys can't."
- Earned his degree in communication

INJURY REPORT

- Suffered a hairline fracture in his right hand vs. Was (12/23) and missed the season finale at NYG after being placed on Injured Reserve on 12/26

THREE-STEP DROP

Greatest love besides football: Family and Faith

What he'd be doing if not in football: In the restaurant business or coaching

Talent he'd most like to have: Cooking

Favorite personal moment in sports: Beating USC on my dad's birthday when I was a sophomore at Arizona.

Teams/Athletes growing up: John Elway and Michael Jordan

Meal: Fried catfish

Book: Where the Red Fern Grows

Movie: Scooby Doo (animated)

TV Show: NCIS and CSI

Pregame ritual: Reading the Bible



9 Nick Foles



2012 GAME-BY-GAME STATISTICS

Date	Opp	W/L	GP/GS	PASSING								RUSHING					
				Att	Cmp	Pct	Yds	TD	Int	Lg	Sack/Yds	Rat	Att	Yds	Avg	Lg	TD
Sep 9	at Cle	W	0/0	DID NOT PLAY													
Sep 16	Bal	W	0/0	DID NOT PLAY													
Sep 23	at Ari	L	0/0	DID NOT PLAY													
Sep 30	NYG	W	0/0	DID NOT PLAY													
Oct 7	at Pit	L	0/0	DID NOT PLAY													
Oct 14	Det	L	0/0	DID NOT PLAY													
Oct 28	Atl	L	0/0	DID NOT PLAY													
Nov 5	at NO	L	0/0	DID NOT PLAY													
Nov 11	Dal	L	1/0	32	22	68.8	219	1	1	44t	2/11	85.3	0	0	0.0	0	0
Nov 18	at Was	L	1/1	46	21	45.7	204	0	2	25	4/27	40.5	1	0	0.0	0	0
Nov 26	Car	L	1/1	21	16	76.2	119	0	0	16	1/12	89.2	1	0	0.0	0	0
Dec 2	at Dal	L	1/1	34	22	64.7	251	1	0	29	1/11	96.6	0	0	0.0	0	0
Dec 9	at TB	W	1/1	51	32	62.7	381	2	0	39	6/43	98.6	3	27	9.0	14	1
Dec 13	Cin	L	1/1	33	16	48.5	180	1	1	46	1/3	62.9	2	5	2.5	5	0
Dec 23	Was	L	1/1	48	32	66.7	345	1	1	38	5/24	85.9	4	10	2.5	5	0
Dec 30	at NYG			INJURED RESERVE/HAND													
Totals			7/6	265	161	60.8	1,699	6	5	46	20/131	79.1	11	42	3.8	14	1

FOLES' CAREER STATISTICS



Year	Team	GP/GS	PASSING										RUSHING				
			Att	Cmp	Pct	Yds	Yd/At	TD	Int	Lg	Sk/Yd	Rat	Att	Yds	Avg	Lg	TD
2012	Phil.	7/6	265	161	60.8	1699	6.4	6	5	46	20/131	79.1	11	42	3.8	14	1
TOTALS		7/6	265	161	60.8	1699	6.4	6	5	46	20/131	79.1	11	42	3.8	14	1

FUMBLES/LOST: (8/3) ... 2012 (8/3)

64 Clifton Geathers

Defensive End
6-8, 340
South Carolina
3rd year

Born 12/11/87 in Georgetown, SC
Carvers Bay HS, Hemingway, SC
Acquired - T-Ind-2013



THREE-STEP DROP



Greatest love besides football: Hunting and fishing
What he'd be doing if he wasn't playing football: Farming
Talent he'd most like to have: "The ability to be invisible."
Actor that would play him in a movie: Terry Crews
Bucket list: Hunt a grizzly bear
Nicknames: "Woof" and "Mamah"
Movie: *Rambo*
Favorite athlete growing up: Michael Vick

A sixth-round selection of the Cleveland Browns in 2010, Clifton Geathers (pronounced gathers) was acquired by the Eagles in a trade with Indianapolis during the 2013 offseason. In 2012, Geathers helped provide depth on the Colts defensive line, appearing in eight games during the team's run to the playoffs. A native of Hemingway, SC, Geathers comes from a football family as his father, uncle and two brothers have all spent time in the NFL. Geathers was a standout at South Carolina, where he recorded 72 tackles, 12 tackles for loss and six sacks during his three years with the Gamecocks.

BIRDSEED

Clifton's grandfather, James, owned a tobacco farm that Clifton and his family would work on when he was growing up. "I learned all about cropping and curing tobacco at a very young age," said Geathers. "Lots of memories from that farm. That and football were the two big things in my family's life."

- Claims his older brother, Robert, is the biggest influence on his life and career. "He kind of paved the way for me," said Geathers. "Seeing him succeed in football and life, it showed me the right way to go about things. He was always on top of me about making sure I was doing the right things in school and on the field."
- Clifton and Robert have a foundation called "Geathers Elite Performance," which was started by Robert in 2006. Through the foundation, Clifton and Robert run a football camp every year that benefits children in their hometown of Georgetown, SC

THE AIR UP THERE



At 6-8, Geathers is already taller than most people. Recently, Geathers decided to build on that and began working out with a high-altitude training mask, which simulates what it would be like to train at altitudes of up to 12,000 feet. "It really helps cardiovascular-wise, it keeps me in great shape," said Geathers. "When I actually work out or play football without the mask, I won't need as much air to keep me going."

2012 HIGHLIGHTS (with Indianapolis)

- Appeared in eight games for the Colts, recording five tackles and one sack
- Notched his first career sack, taking down Texans QB Matt Schaub for a nine-yard loss in the first quarter vs. Hou. (12/30)

PERSONAL

- Owens a pitbull named "Clips"
- Attended Carvers Bay High School in Hemingway, SC
- Participated in the U.S. Army All-American game in January of 2006
- Enrolled at South Carolina in January 2007 after spending the fall at Hargrove Military Academy in Chatham, VA
- Majored in African-American studies

FOOTBALL BLOODLINES



The 25-year-old Geathers comes from a football family. His older brother, Robert (right), has played nine years as a defensive end with the Bengals after being drafted in the fourth round by Cincinnati in 2004. His younger brother, Kwame, signed as a rookie free agent with the Chargers in 2013.




His father, Robert, Sr., also a defensive lineman, was a third round pick of the Buffalo Bills in 1981. A standout at South Carolina State, he was hampered by injuries, which shortened his professional career.



In addition, his uncle, James "Jumpy" Geathers (left), enjoyed a 13-year NFL career, won two Super Bowls, and recorded 66 career sacks with the Saints (1984-89), Redskins (1990-93), Falcons (1994-95) and Broncos (1996).

64 Clifton Geathers



2012 GAME-BY-GAME STATISTICS

Date	Opp	W/L	P/S	S	A	I	Sac	Hur	Int	Yds	Lg	KD	FF	FR
Signed to the Colts 53-man roster on 10/9/12														
Oct 14	at NYJ	L	1/0	0	1	1	0.0	NA	0	0	0	0	0	0
Oct 21	Cle	W	1/0	1	1	2	0.0	NA	0	0	0	0	0	0
Oct 28	at Ten	W	1/0	0	0	0	0.0	NA	0	0	0	0	0	0
Nov 4	Mia	W	0/0				INACTIVE							
Nov 8	at Jac	W	0/0				DNP							
Nov 18	at NE	L	1/0	0	0	0	0.0	NA	0	0	0	0	0	0
Nov 25	Buf	W	0/0				INACTIVE							
Dec 2	at Det	W	1/0	0	0	0	0.0	NA	0	0	0	0	0	0
Dec 9	Ten	W	1/0	0	0	0	0.0	NA	0	0	0	0	0	0
Dec 16	at Hou	L	0/0				INACTIVE							
Dec 23	at KC	W	1/0	0	1	1	0.0	NA	0	0	0	0	0	0
Dec 30	Hou	W	1/0	1	0	1	1.0	NA	0	0	0	0	0	0
Totals			8/0	2	3	5	1.0	NA	0	0	0	0	0	0
Playoffs														
Jan 6	at Buf	L	1/0	0	0	0	0.0	NA	0	0	0	0	0	0
Totals			1/0	0	0	0	0.0	NA	0	0	0	0	0	0

GEATHERS' CAREER STATISTICS

Year	Team	GP/GS	TACKLES					INTERCEPTIONS					FF	FR	Yds	
			Tot	Solo	Ast	Sacks	Yds	Int	Yds	Lg	TD	KD				
2010	Mia.	1/0	0	0	0	0.0	0.0	0	0	0	0	0	0	0	0	0
	Dal.	1/0	0	0	0	0.0	0.0	0	0	0	0	0	0	0	0	0
	Totals	2/0	0	0	0	0.0	0.0	0	0	0	0	0	0	0	0	0
2011	Dal.	5/0	2	0	2	0.0	0.0	0	0	0	0	0	0	0	0	0
2012	Ind.	8/0	5	2	3	1.0	9.0	0	0	0	0	0	0	0	0	0
TOTALS		15/0	7	2	5	1.0	9.0	0	0	0	0	0	0	0	0	0
PLAYOFFS																
2012	Ind.	1/0	0	0	0	0.0	0.0	0	0	0	0	0	0	0	0	0
TOTALS		1/0	0	0	0	0.0	0.0	0	0	0	0	0	0	0	0	0

2012 HIGHLIGHTS (with Indianapolis)

- Appeared in eight games for the Colts, recording five tackles and one sack
- Notched his first career sack, taking down Texans QB Matt Schaub for a nine-yard loss in the first quarter vs. Hou. (12/30)

2011 HIGHLIGHTS (with Dallas)

- Played in five games for the Cowboys and assisted on two tackles while adding three pressures

2010 HIGHLIGHTS (with Cle./Mia./Sea./Dal.)



- Saw action in his first career game vs. Pit (10/24) after being elevated to the Dolphins 53-man roster the previous day

COLLEGE HIGHLIGHTS

- Finished his collegiate career at South Carolina with 72 tackles, 12 tackles for a loss, six sacks, two forced fumbles and one fumble recovery over three seasons with the Gamecocks
- Recorded 41 tackles, 3.5 sacks, 8.5 tackles for a loss, two forced fumbles and one fumble recovery in 12 games as a junior
- Credited with 29 tackles as a sophomore while playing in all 13 games (one start)
- Saw action in 11 games as a freshman, collaring two tackles

82 Clay Harbor

Tight End
6-3, 255
Missouri State
4th year
Born 7/2/87 in Libertyville, IL
Dwight HS, Dwight, IL
Acquired - D4b-10 (125th overall)



An athletic and multi-faceted tight end, Clay Harbor was a fourth round draft choice of the Eagles in 2010. After receiving only one scholarship offer coming out of high school, Harbor became a Division I-AA standout at Missouri State and was a three-time All America selection, setting a school record with 150 career catches for 1,906 yards and 10 TDs. Harbor was a three-sport standout at Dwight High School, playing basketball and running track in addition to football.

2012 HIGHLIGHTS

- Set career highs in receptions (25), yards (188) and TDs (2)
- Notched a career-high 6 receptions for 52 yards, including an 11-yard touchdown from QB Nick Foles as part of a 4th quarter comeback win at TB (12/9)
- Caught a game-winning 4-yard touchdown pass from Michael Vick with 1:18 remaining at Cle. (9/9), capping off a 16-play, 91-yard drive

BIRDSEED

- One of five Missouri State players to be drafted since 1986. He is one of two Bears all-time to be selected higher than the fifth round, the other being Dallas OL David Arkin, a fourth round pick in 2011
- Enjoyed his collegiate tenure at Missouri State. "I really enjoyed playing with my brother, but I also liked going up against the other teams in the conference that wouldn't look at me coming out of high school." Due to budgetary constraints, the team could not fly to a road game and stay in a hotel during the same trip. They would either bus and stay in a hotel or fly in and out on the same day

BROTHERLY LOVE

Separated by just one year in age, Clay and Cory Harbor grew up in their hometown of Dwight, IL, competing against each other in every aspect of life, whether it was on the playing field or in the classroom. Said Clay, "We were so competitive against one another and it helped bring the best out of me." But Cory is credited with another important aspect of Clay's life - a college scholarship. Despite a prolific high school career and productive offseason camps, Clay was without an offer to play at the next level until Cory, a standout LB/DE, kept bugging his coaches to give his little brother a shot. Despite being so competitive, Clay also credits his brother for getting him where he is today. "He was the one who kept me in line and focused. He's the one person who I would call should I ever need anything."

HARBOR'S CAREER STATISTICS

Year	Team	GP/GS	No	Yds	Avg	Lg	TD	STT
2010	Phil.	9/6	9	72	8.0	24	1	0
2011	Phil.	16/3	13	163	12.5	27	1	2
2012	Phil.	14/9	25	186	7.5	19	2	3
TOTALS		39/18	46	421	9.2	27	4	5
PLAYOFFS								
2010	Phil.	1/1	0	0	0.0	0	0	0
TOTALS		1/1	0	0	0.0	0	0	0

- Started playing football in fourth grade, and stuck with it despite being a "below average" player. Once in high school, he knew he was getting better because he started beating older players at camps. "I went to a camp at the University of Illinois one summer and had a better camp than some of the best prospects going to top colleges." He enjoyed a breakout sophomore campaign in college and realized he had a chance to play in the NFL

- Credits his two tight ends coaches - Sean Coughlin and Bob Montgomery - at Missouri State for his development into an NFL player.

"After converting from wide receiver, I struggled with the small details of being a tight end and Coach Coughlin really worked with and believed in me. He was the first person to tell me he thought I had the skills to make it to the NFL. Coach Montgomery helped me become a better blocker. He was a big-time center at Iowa State and his expertise was in that part of the game. He helped me become a complete player."

THREE-STEP DROP

First job: Working at Wishing Well Cafe, his Aunt's restaurant

Talent he'd most like to have: Speak different languages

Favorite meal: Chicken breast, sweet potatoes and spinach

Teams/athletes growing up: Chicago Bears, Bulls, Cubs, and Blackhawks/ Michael Jordan and Jerry Rice

Athletes to watch right now: LeBron James, Dwyane Wade, Derrick Rose, Tony Gonzalez

Thing to do in Philadelphia: Going to restaurants in Olde City, Center City, and Rittenhouse Square

Musicians: Drake, Zac Brown Band, Al Green, Jason Aldean, Lil Wayne

Musician in concert: Nelly, the only concert he's ever been to

Shows: Game of Thrones, Entourage, Walking Dead, True Blood

Movies: Martin Scorsese films

Cell phone app: Draw Something

2012 GAME-BY-GAME



Date	Opp.	W/L	P/S	No	Yds	Avg	Lg	TD	
Sep 9	at Cle	W	1/0	3	16	5.3	10	1	
Sep 16	Bal	W	1/1	1	19	19.0	19	0	
Sep 23	at Ari	L	1/1	0	0	0.0	0	0	
Sep 30	NYG	W	1/1	1	7	7.0	7	0	
Oct 7	at Pit	L	1/1	1	8	8.0	7	0	
Oct 14	Det	L	1/1	2	9	4.5	6	0	
Oct 28	Atl	L	1/0	0	0	0.0	0	0	
Nov 5	at NO	L	1/1	3	20	6.7	12	0	
Nov 11	Dal	L	1/0	3	25	8.5	10	0	
Nov 18	at Was	L	1/1	1	-1	-1.0	-1	0	
Nov 26	Car	L	1/0	0	0	0.0	0	0	
Dec 2	at Dal	L	1/1	1	3	3.0	3	0	
Dec 9	at TB	W	1/0	6	52	8.7	11t	1	
Dec 13	Cin	L	1/1	3	28	10.0	16	0	
Placed on IR on 12/18/12 (back)									
Totals				14/9	25	186	7.5	19	2

CAREER HIGHS

Recepts	6	(12/9/12 at TB)
Yards	55	(10/2/11 vs. SF)
Long	27	(10/2/11 vs. SF)
TDs	1	(4x - 12/9/12 at TB)

6 Alex Henery

Kicker
6-1, 177
Nebraska
3rd year
Born 8/18/87 in Omaha, NE
Burke HS, Omaha, NE
Acquired - D4b-11 (120th overall)



Alex Henery (pronounced HEN-ry) has established himself as one of the NFL's elite kickers in just his second season in the league. Henery set a team record and rookie NFL benchmark with a 88.9% field goal percentage after being selected in the fourth round of the 2011 draft and already owns two of the four most accurate seasons in franchise history. A first-team All-America selection in 2010, Henery handled the kicking and punting duties at the University of Nebraska, and finished his career as the most accurate kicker in NCAA history.

CAREER HIGHLIGHTS

- Has made 51 of 58 career field goal attempts (87.9%) and already owns two of the Eagles four most accurate seasons
- Connected on 88.9 percent of his field goal chances in 2011, setting the franchise single-season accuracy record and ranking fifth in the NFL
- Henery's 88.9 field goal percentage in 2011 ranks third all-time among NFL rookies
- Set an Eagles rookie record with 118 kicking points

BEST FIELD GOAL PERCENTAGE ROOKIES - NFL HISTORY		
Player (year)	FGM-FGA	Pct.
Blair Walsh (2012)	35-38	92.1
Justin Tucker (2012)	30-33	90.9
Alex Henery (2011)	24-27	88.9
Dan Bailey (2011)	32-37	86.5

BEST FIELD GOAL PERCENTAGE EAGLES HISTORY		
Player (year)	FGM-FGA	Pct.
Alex Henery (2011)	24-27	88.9
David Akers (2002)	30-34	88.2
David Akers (2000)	29-33	87.9
Alex Henery (2012)	27-31	87.1

2012 HIGHLIGHTS

- Finished the season with a career-high 27 field goals on 31 attempts (87.1%), marking the fourth-most accurate season in franchise history
- Successfully executed an onside kick to open the game at NYG (12/30)
- Connected on a franchise record 22 consecutive field goals from Week 2 to Week 14
- Went 3-3, including a season-long 49-yarder vs. Det. (10/14)
- Set a career high by connecting on four field goal attempts, including a then-season-long 48 yarder and a game-winning 26 yarder with 1:49 remaining. Also had a career-high 13 points

BIRDSEED

- Influenced by his high school soccer coach, Mike Bailey, to become the high school football team's place kicker
- Thrives on the pressure of going out and performing in front of a big crowd, which drew him to football
- Finds the mental aspect of kicking to be the most underrated attribute. "It's more challenging than it looks because of the dramatic highs and lows, so it is important to be even keeled."

- Compares his routines of being a kicker to being a pitcher: "It's very important to rest and rebuild, like pitchers do. During the season, it's also important to go out there and kick as much as possible."
- Serves as an instructor at the Midwest Kicking Camp, run by San Diego kicker Nate Kaeding. Other instructors include Hall of Famer Jan Stenerud, Mac Percival, and Mike Eischeid. He attended the camp when he was younger and said he benefitted from it greatly. More information about the camp can be found at www.midwestkicking.com
- Compares Philadelphia's fanbase to the following of Nebraska football: "They're a lot like Husker fans. They're passionate, know a lot about the game, and love everything relating to the team."
- Uses tips from his favorite book, *10 Minute Toughness* By Dr. Jason Selk, to prepare for practice and games. The book details routines for pressure situations that could be applicable to kicking and football

THREE-STEP DROP

First Job: Pool boy at the country club next to his house
Hobbies: Boating, golf
Dinner guest: President Obama
Trade places for a day: Eagles GM Howie Roseman
Favorite Meal: Wife's meatloaf
Place to visit: Riviera Maya, Mexico
Teams/athletes growing up: Argentina national soccer club/Gabriel Batistuta
Current athlete to watch: Lionel Messi
TV Show: *SportsCenter*
Musician: Keith Urban
Movie: *Patch Adams*
Philadelphia restaurant: Davio's
Cheesesteak spot: Jim's

2012 GAME-BY-GAME STATISTICS

Date	Opp.	G	FG-FGA	Pct	Lg	Blk	XP-XPA	Pct	Blk	Pts	Kick By	Kick
Sep 9	at Cle	1	1-2	50.0	42	0	2-2	100	0	5	42, 45N	23
Sep 16	Bal	1	1-1	100	23	0	3-3	100	0	6		36, 40
Sep 23	at Arz	1	2-2	100	40	0	0-0	0	0	6	20, 48, 35, 26	
Sep 30	NYG	1	4-4	100	48	0	1-1	100	0	13		
Oct 7	at Pit	1	0-0	0	0	0	2-2	100	0	2		
Oct 14	Det	1	3-3	100	49	0	2-2	100	0	11	26, 32, 49	
Oct 28	Atl	1	1-1	100	33	0	2-2	100	0	5		33
Nov 5	at NO	1	2-2	100	37	0	1-1	100	0	7		22, 37
Nov 11	Dal	1	1-1	100	40	0	2-3	66.7	0	5		40
Nov 18	at Was	1	2-2	100	42	0	0-0	0	0	6		41, 42
Nov 26	Car	1	3-3	100	45	0	1-1	100	0	10	36, 41, 45	
Dec 2	at Dal	1	2-2	100	43	0	3-3	100	0	9		43, 43
Dec 9	at TB	1	1-3	33.3	28	0	2-2	100	0	5	28, 58N, 31N	
Dec 13	Cin	1	2-2	100	23	0	1-1	100	0	7		22, 23
Dec 23	Was	1	2-2	100	38	0	2-2	100	0	8		38, 30
Dec 30	at NYG	1	0-1	0	0	0	1-1	100	0	1		28N
Totals		16	27-31	87.1	49	0	25-26	96.2	0	106		

6 Alex Henery



PERSONAL

- Earned first team All-Nebraska honors as a punter at Burke High School. Also earned first-team all-state honors as a junior, averaging 41.7 yards per punt
- Excelled on the soccer field, playing forward and leading Burke to a 14-3 overall record and a state playoff appearance as a junior. He was offered a soccer scholarship to play collegiately at Creighton University.
- Attained his degree in Construction Management and was recognized with second-team Academic All-Big Twelve Conference honors in 2010
- Says if he wasn't playing football, he would probably be doing something with his degree. "I've always been interested in the process of building things and how it gets from the planning stage to the finished product."
- Named to Nebraska's 2010 Brook Berringer Citizenship Team for his community outreach work, and was an Allstate AFCA Good Works Team nominee (for volunteerism). He has volunteered his time with hospital visits, both in his hometown of Omaha and in Philadelphia, including the Omaha Heart Walk, School is Cool and other elementary school events. In the future, he hopes to establish his own foundation
- Son of Guy and Mary Henery. His father is now retired after working in the computer business in Omaha and mother works in the medical field at Creighton
- Held only one job prior to being a professional football player, and that was being a pool boy at the golf course next to his house. It was there that he met his wife, who was responsible for setting up catered events at the country club
- Has two siblings. His older brother, Eric, worked in environmental engineering in Philadelphia prior to Alex being drafted here. "He was excited and helped me find a place to live. I got a ton of phone calls on draft night, and he was one of them." His younger sister, Andrea, is working on her bachelor's degree in Industrial Engineering at Nebraska
- **Favorite sports moment growing up:** "We were down 0-2 in a regional championship soccer game when I was 15. I scored three goals in 10 minutes to put us up 3-2, the eventual final score."

HENERY'S CAREER STATISTICS

Year	Team	GP	FG-FGA	Pct	Lg	Blk	XP-XPA	Pct	Blk	Pts	KO	TB
2011	Phil.	16	24-27	88.9	51	0	46-46	100	0	118	85	32
2012	Phil.	16	27-31	87.1	49	0	25-26	96.2	0	106	67	26
TOTALS		32	51-58	87.9	51	0	71-72	98.6	0	224	152	58

HENERY'S CAREER FIELD GOAL BREAKDOWN

Year	Team	1-19	Pct	20-29	Pct	30-39	Pct	40-49	Pct	50+	Pct
2011	Phil.	0-0	0.0	10-10	100	9-11	81.8	4-4	100	1-2	50.0
2012	Phil.	0-0	0.0	8-9	88.9	8-9	88.9	11-12	91.7	0-1	0.0
TOTALS		0-0	0.0	18-19	94.7	17-20	85.0	15-16	93.8	1-3	33.3

CAREER HIGHS

FGs	4	(9/30/12 vs NYG)
FG atts.	5	(10/2/11 vs SF)
Long	51	(12/24/11 at Dal.)
Lg. att.	63	(9/18/11 at Atl.)
PATs	5	(12/18/11 vs. NYJ)
Points	13	(9/30/12 vs NYG)

HENERY IN THE REGULAR SEASON ...

	FG/FGA	Pct.	Lg
vs. NFC East	23/24	95.8	51
vs. NFC	42/48	87.5	51
vs. AFC	9/10	90.0	42
at Lincoln Financial Field	32/34	94.1	49
on the road	19/24	79.2	51
on turf	10/12	83.3	51
on grass	41/46	89.1	49
indoors	8/9	88.0	51
outdoors	43/49	87.8	49
in September	13/15	86.7	48
in October	12/14	85.7	49
in November	13/13	100.0	47
in December	11/15	73.3	51
in January	2/2	100.0	35
when tied	9/9	100.0	48
before bye week	22/26	84.6	49
after bye week	27/30	90.0	51

ADDITIONAL CAREER STATS

SPECIAL TEAMS TACKLES: (7) - 2012 (4), 2011 (3)

79 Todd Herremans

Guard/Tackle

6-6, 321

Saginaw Valley State

9th year

Born 10/13/82 in Grand Rapids, MI

Ravenna HS, Ravenna, MI

Acquired - D4b-05 (126th overall)



THREE-STEP DROP

Nickname: Toddfather

First job: Maintenance man at Swanson Pickle Factory, bailing hay

Career if not in football: Architecture

Hobbies: Fishing, golfing, water sports
Talent you'd most like to have: Musical instrument

Trade places for a day: Richard Branson

Actor who would play him: Jon Hamm

Favorite sports moment: Getting drafted by the Eagles

Teams/athletes growing up: Chicago Bulls, Michael Jordan, Emmitt Smith

Song: "Simple Man" - Lynyrd Skynyrd

Meal: Mom's chicken pot pie

Book: *Mind Techniques and Methods of the Modern Day Ninja*

Movies: *Big Lebowski, Boondock Saints, Anchorman, Hot Rod*

App: StumbleUpon, Idcapthat

A mainstay on the Eagles offensive line since 2005, Todd Herremans (HARE-uh-mens) provides leadership and a reliable veteran presence whether he is lining up at guard or tackle. When you are drafted from Saginaw Valley State in the 5th round as Herremans was in 2005, expectations are probably not equal to 100 career starts at multiple positions with one team in the NFL. He has clearly surpassed them. Herremans battled back from a season-ending foot/ankle injury in 2012, a few months after signing a three-year contract extension that is slated to keep him in an Eagles uniform through 2016. Along with his play, Herremans has solidified himself into the fabric of Philadelphia with many humanitarian efforts through his foundation.

BIRDSEED

- Growing up in the small town of Ravenna (pronounced ruh-VENN-uh), located in the western part of Michigan, didn't aid in getting Todd recruited to play football at a Division I-A school. In a town that had one blinking street light, one gas station and one privately owned grocery store, the football program was very small. In fact, his senior year team consisted of just 19 players. Although he played tight end, offensive tackle, and defensive tackle, his talented but underexposed career went unnoticed by the big schools. That's why he decided on Saginaw Valley State, a small teaching school at the Division II level, which offered him a scholarship that covered half of his tuition
- Aspires to become an actor one day and enjoys going to live theatre. Was a member of the drama club in high school and played the lead role in the play *Tom Jones* during his junior year
- Took up chess as a hobby in college and became addicted. Has regularly been involved in Eagles Youth Partnership's annual chess tournament. "When I was in college, one of my buddy's parents brought us a chess set and three or four of us ended up sitting around playing chess all the time. I got into the strategy of the game and liked how you always had to think three or four steps ahead all the time."
- Has a strong interest in drawing and other forms of art. Has worked over the years with various different mediums including chalk, graphite, and water colors

CAREER HIGHLIGHTS

- Started his 100th career game at NO (11/5/12) and played in his 100th game at Pit. (10/7/12)
- His 100 career starts and 103 career games played rank 8th and 12th, respectively, in Eagles history for offensive lineman
- A key contributor to an offensive line that helped engineer the highest scoring offense in team history in 2010 (439 points) and a team record 6,386 total net yards in 2011

- A two-time member of *USA Today's* All-Joe team (2008, 2011), which honors NFL players whose work doesn't necessarily garner headlines, but is integral to the success of their football team
- Caught his second career TD on a two-yard pass from Michael Vick at Dal. (12/12/10). His two career TD receptions are the most ever for an Eagles offensive lineman
- Scored the first TD of his career on a one-yard pass from Donovan McNabb at Sea. (11/2/08). Became just the 2nd offensive lineman in team history to catch a TD pass and the first since Bob Gonya did so on 10/7/34 vs. Pit.

CAREER SERVICE

YEAR	TEAM	GP/GS	Playoffs		
2005	Phil.	4/4	YEAR	TEAM	GP/GS
2006	Phil.	16/16	2006	Phil.	2/2
2007	Phil.	16/15	2008	Phil.	3/3
2008	Phil.	16/15	2009	Phil.	1/1
2009	Phil.	11/11	2010	Phil.	1/1
2010	Phil.	16/15	Totals		
2011	Phil.	16/16	7/7		
2012	Phil.	8/8	Starts by position: 2005: 4 at LT, 2006: 16 at LG (2 at LG in playoffs), 2007: 15 at LG, 2008: 15 at LG (3 at LG in playoffs), 2009: 10 at LG, 1 at LT (1 at LG in playoffs), 2010: 15 at LG (1 at LG in playoffs), 2011: 15 at RT, 1 at LT, 2012: 8 at RT		
Totals		103/100			

First NFL game and start:
vs. GB (11/27/05)

ADDITIONAL CAREER STATISTICS

TOUCHDOWNS: 2008 (1 at Sea. 11/2/08), 2010 (1 at Dal. 12/12/10)
RECEIVING: 2-3-2lg-2TD - 2008, 2010



HERREMANSFOUNDATION.ORG


"I believe it's our responsibility to not only go out and play our best on the field, but to help those around us that aren't as fortunate." Starting a foundation builds upon his history of supporting a wide range of charitable efforts and reflects his desire to be able to help different organizations based on need and circumstances



27 Brandon Hughes

Cornerback
5-11, 185
Oregon State
5th year

Born 5/23/86 in Bloomington, IL
Bloomington HS, Bloomington, IL
Acquired - FA (NYG) 2010



Brandon Hughes has been a key contributor on special teams and a solid reserve cornerback since joining the Eagles midway through the 2010 campaign. Originally a fifth-round selection of the Chargers in 2009, Hughes spent his rookie campaign on the Injured Reserve list with a knee injury before landing on the New York Giants practice squad for the first ten games of the 2010 season.

2012 HIGHLIGHTS

- Recovered an onside kick on the game's opening kickoff that deflected off of Justin Tryon at NYG (12/30)
- Recovered a fumble off Travaris Cadet forced by teammate Chris Polk on kickoff coverage deep in Saints territory at NO (11/5). The turnover led to an Eagles field goal

BIRDSEED

- Says his greatest love besides football is writing. Hughes, who was a staff member on Oregon State's student newspaper, *The Daily Barometer*, is intrigued by the journalistic aspect of writing - most specifically the media side. "If I wasn't playing football, I'd probably be studying the communication field in a much broader sense," says Hughes
- Would like to be a skilled pianist one day. Hughes actually took a class for one term in college, but it did not cater to his football schedule. "I had some free time for the class, but it was not enough to meet my teacher's expectations. I'm still working on it, though."

PERSONAL

- Son of Robert Hughes and Ceneta Brooks and has four brothers and three sisters. "My mom was a huge inspiration for my life," said Brandon. "She raised me and my brothers by herself and worked so hard to be able to provide for us. Her resilience and work ethic are things that I take with me every day."
- What he loves most about the game of football:** "I love the team aspect. You can always find yourself being around a different group of characters. In my eyes, that's what makes football so fun."
- Used to be a bus boy at a local restaurant growing up. "I feel like everybody should work in a restaurant at some point in their life. From picking up after people, to cleaning dishes, you can obtain some unique qualities."

A BROTHER'S WORTH

Considers his older brother, Keybrooks, as one of the biggest influences on his life and career. "He was a father figure to my siblings and me," remembers Hughes. "Even though he was my brother, I used to call him 'pops.' As a teenager, he had to sometimes make adult decisions just to provide for the family. I admire him and he helped put me on the right track."

THREE-STEP DROP

Person he'd most like to have dinner with: Jesus. "I would ask him about the things that he did or said that weren't documented in the Bible."
What actor would play you in a movie and why? "Derek Luke because people say I look just like him."
Favorite Movie: Any Denzel Washington movie
TV Show: *Law & Order*
Place to visit: New York City
Meal: Calamari
Book: *Danger on Panther Peak* by Bill Wallace
Musicians: R. Kelly, Carl Thomas, Joe
Websites: Google, Netflix
Apps: Tuneln, Fruit Ninja
What do you love most about Philly? "People are real; you can be yourself"
Best restaurant in Philly: Distrito

2012 GAME-BY-GAME STATISTICS

Date	Opp	W/L	P/S	S	A	T	Sac	Hur	Int	Yds	Lg	KD	FF	FR
Sep 9	at Cle	W	1/0	0	0	0	0.0	0	0	0	0	0	0	0
Sep 16	Bal	W	1/0	0	0	0	0.0	0	0	0	0	0	0	0
Sep 23	at Ari	L	1/0	1	0	1	0.0	0	0	0	0	0	0	0
Sep 30	NYG	W	1/0	3	0	3	0.0	0	0	0	0	2	0	0
Oct 7	at Pit	L	1/0	0	0	0	0.0	0	0	0	0	0	0	0
Oct 14	Det	L	1/0	2	0	2	0.0	0	0	0	0	0	0	0
Oct 28	Atl	L	1/0	0	0	0	0.0	0	0	0	0	0	0	0
Nov 5	at NO	L	1/0	0	0	0	0.0	0	0	0	0	0	0	0
Nov 11	Dal	L	1/0	0	0	0	0.0	0	0	0	0	0	0	0
Nov 18	at Was	L	1/0	0	0	0	0.0	0	0	0	0	0	0	0
Nov 26	Car	L	1/0	0	0	0	0.0	0	0	0	0	0	0	0
Dec 2	at Dal	L	1/0	0	0	0	0.0	0	0	0	0	0	0	0
Dec 9	at TB	W	1/0	0	0	0	0.0	0	0	0	0	0	0	0
Dec 13	Cin	L	1/0	0	0	0	0.0	0	0	0	0	0	0	0
Dec 23	Was	L	1/0	0	0	0	0.0	0	0	0	0	0	0	0
Dec 30	at NYG	L	1/0	0	0	0	0.0	0	0	0	0	0	0	0
Totals			16/0	6	0	6	0.0	0	0	0	0	2	0	0

HUGHES' CAREER STATISTICS

Year	Team	GP/GS	TACKLES					INTERCEPTIONS					FF	FR	Yds	STT
			Tot	Solo	Ast	Sack	Yds	Int	Yds	Lg	TD	KD				
2010	Phil.	1/0	3	2	1	0.0	0.0	0	0	0	0	0	0	0	0	1
2011	Phil.	13/1	6	5	1	0.0	0.0	0	0	0	0	0	0	0	5	
2012	Phil.	16/0	6	6	0	0.0	0.0	0	0	0	2	0	0	0	6	
TOTALS		30/1	15	13	2	0.0	0.0	0	0	0	2	0	0	0	12	
PLAYOFFS																
2010	Phil.	0/0	0	0	0	0.0	0.0	0	0	0	0	0	0	0	0	
TOTALS		0/0	0	0	0	0.0	0.0	0	0	0	0	0	0	0	0	

CAREER HIGHS

Tackles **4** (11/27/11 vs. NE)

56 Phillip Hunt

Defensive End

6-1, 254


Houston

3rd year

Born 1/10/86 in Fort Worth, TX

Dunbar HS, Fort Worth, TX

Acquired - FA 2011



THREE-STEP DROP

Favorite moment in sports growing up:

"Before games when I would get one-on-one time with my dad and he'd give me pep talks."

Actor most likely to play him in a movie:

Maurice Chestnut

If not in football, he'd be:

A firefighter

What he loves most about Philly:

"How serious the football fans are."

Hobbies off the field:

"Going to the park with my son, shopping and traveling."

Funniest player on the Eagles:

"LeSean McCoy because he's always saying crazy stuff every time you see him."

Restaurant in Philly:

Miss Tootsie's Soul Food

Athletes to watch right now:

Michael Vick and LeBron James

Meal: Nachos with chicken

Greatest love besides football:

"My family."

Quote:

"Keep your friends close, but your enemies closer."

A former sack artist for the Winnipeg Blue Bombers of the CFL, Phillip Hunt has been a valuable contributor on the Eagles defense and special teams in his two seasons with the team. Prior to his arrival in Philadelphia, Hunt amassed 19 sacks from 2009-10 for Winnipeg, including a league-leading 16 in 2010. Originally a rookie free agent signing of the Cleveland Browns in 2009, Hunt played collegiately at Houston and finished his career as the school's all-time leader in sacks with 34.

CAREER HIGHLIGHTS

- Amassed 19 sacks in two seasons for the Winnipeg Blue Bombers of the CFL, including a league-leading 16 in 2010

2012 HIGHLIGHTS

- Notched a sack of QB Eli Manning at NYG (12/30)

PERSONAL

- On his bucket list:** "I want to establish a youth program for kids who grow up in poverty and show them that there's a way out. Going through what I went through in life, I want other kids to know what's out there."
- Favorite musician:** Young Jeezy; **Place to visit:** Paris; **Teams/athletes growing up:** Dallas Mavericks, Texas Rangers, Michael Jordan, Scottie Pippen and Vince Carter; **App:** Pandora; **Movie:** *The Wood*; **Car:** Dodge Challenger; **TV show:** *The Game*

THE LONG ROAD TO THE NFL

After enduring a rough upbringing in Fort Worth, TX, Hunt said he very easily could have gone down the wrong path. "Where I grew up, it was either play sports or fall under negative influences. I played sports," says Hunt. His mother, Noni Roberts, raised Phillip and his two siblings. She worked as a beautician and styled customers' hair in her own home. "My mom is the biggest inspiration to me to make something out of my life. She sacrificed everything to make ends meet, was on her feet all day doing hair. I owe everything to her."

After being urged to play football at an early age by his grandmother, Lula, Phillip starred on the field and end up playing four seasons at the University of Houston, finishing his career as the school's all-time leader in sacks with 34.

Despite his success in college, Hunt went undrafted in 2009 and didn't make an NFL roster after being released as a rookie free agent with the Cleveland Browns. From there, he chose to sign with the Winnipeg Blue Bombers of the CFL, where he flourished, leading the league with 16 sacks in 2010 before battling his way onto the Eagles roster in 2011.



2012 GAME-BY-GAME STATISTICS

Date	Opp	W/L	P/S	S	A	T	Sac	Hur	Int	Yds	Lg	KD	FF	FR
Sep 9	at Cle	W	1/0	1	0	1	0.0	1	0	0	0	0	0	0
Sep 16	Bal	W	1/0	0	0	0	0.0	0	0	0	0	0	0	0
Sep 23	at Ari	L	1/0	0	2	2	0.0	0	0	0	0	0	0	0
Sep 30	NYG	W	1/0	0	0	0	0.0	1	0	0	0	0	0	0
Oct 7	at Pit	L	1/0	0	1	1	0.0	0	0	0	0	0	0	0
Oct 14	Det	L	1/0	0	0	0	0.0	0	0	0	0	0	0	0
Oct 28	Atl	L	1/0	0	0	0	0.0	0	0	0	0	0	0	0
Nov 5	at NO	L	1/0	2	0	2	0.0	0	0	0	0	0	0	0
Nov 11	Dal	L	0/0				INACTIVE							
Nov 18	at Was	L	0/0				INACTIVE							
Nov 26	Car	L	0/0				INACTIVE							
Dec 2	at Dal	L	1/0	1	0	1	0.0	0	0	0	0	0	0	0
Dec 9	at TB	W	1/0	0	0	0	0.0	0	0	0	0	0	0	0
Dec 13	Cin	L	1/0	1	0	1	0.0	0	0	0	0	0	0	0
Dec 23	Was	L	1/0	0	1	1	0.0	0	0	0	0	0	0	0
Dec 30	at NYG	L	1/0	3	0	3	1.0	1	0	0	0	0	0	0
Totals			13/0	8	4	12	1.0	3	0	0	0	0	0	0

HUNT'S CAREER STATISTICS

Year	Team	GP/GS	TACKLES				INTERCEPTIONS							STT			
			Tot	Solo	Ast	Sacks	Yds	Int	Yds	Lg	TD	KD	FF		FR	Yd	
2011	Phil.	9/0	11	8	3	2.0	14.0	0	0	0	0	0	0	0	0	0	0
2012	Phil.	13/0	12	8	4	1.0	11.0	0	0	0	0	0	0	0	0	0	4
TOTALS		22/0	23	16	7	3.0	25.0	0	0	0	0	0	0	0	0	0	4

CAREER HIGHS

Tackles	5	(12/18/11 vs. NYJ)
Sacks	1.0	(3x - 12/30/12 at NYG)

41 Emil Igwenagu

Fullback/Tight End

6-2, 245


Massachusetts

1st year

Born 3/27/89 in Raleigh, NC

Holy Name HS, Boylstown, MA

Acquired - RFA 2012



Boasting rare collegiate experience at three offensive and one defensive position, Emil Igwenagu (pronounced eh-MEAL ig-wen-AH-goo) was promoted to the Eagles active roster on 12/12/12 after spending Weeks 1-14 on the team's practice squad and saw valuable snaps at both fullback and tight end. A rookie free agent signing out of UMass by the Birds in 2012, the former Minuteman was a two-year team captain and a first team All-Colonial Athletic Association tight end/halfback his senior year. Igwenagu was a star at Holy Name Catholic High School, leading his team to two Division II Super Bowl championships.

2012 HIGHLIGHTS

- Made his first-career NFL start vs. Was. (12/23)
- Played in his first-career NFL game vs. Cin. (12/13)

COLLEGE HIGHLIGHTS

- Proved his versatility by playing at four different positions during his collegiate career at UMass: tight end, fullback, running back, and linebacker
- Posted 75 receptions for 821 yards and four TDs in his career
- Named first team All-Colonial Athletic Association as a tight end/halfback his senior season after reeling in a career-high 38 catches for 375 yards and three touchdowns while serving as co-captain for the second straight season
- Served as a team captain and caught 12 passes for 142 yards after receiving preseason accolades from multiple outlets in his junior campaign
- In 2009, tallied 24 receptions for 288 yards and one touchdown, averaging 12.0 yards per catch

BIRDSEED

- Became the first player from UMass to ever play for the Eagles

PERSONAL

- Majored in kinesiology
- Led Holy Name Catholic High School to two Division II Super Bowl championships and was named the MVP in both games
- Totaled 470 carries for 5,037 yards, 54 touchdowns, 372 total points, 290 tackles and 12 interceptions during his high school career
- Rushed for 1,918 yards on 138 carries and 23 touchdowns as a senior
- Son of Josephine Chukuzmeca and Emil Igwenagu and brother of Bryan, Brent and Joshua Igwenagu
- Given name is Uchechukwu Emil Igwenagu

THREE-STEP DROP



Greatest love besides football: Movies, family, and religion

Talent he'd most like to have: Singing

Dinner guest: Pope

Actor who would play him in a movie: Will Smith because he is his favorite actor

First job: Working for the district attorney's office

Favorite meal: Mom's rice and stew

Movie: *Gladiator*

Song: "Forever" by Drake

Concert: Jay-Z and Kanye West at TD Banknorth Garden

Website: YouTube

Place to visit: New York City

Quote: Psalm 144: 1-2

Teams/athletes growing up: Patriots, Celtics, Antoine Walker

Athlete to watch now: LeBron James

2012 GAME-BY-GAME

Date	Opp.	W/L	P/S	No	Yds	Avg	Lg	TD
Signed to the Eagles 53-man roster on 12/12/12								
Dec 13	Cin	L	1/0	0	0	0.0	0	0
Dec 23	Was	L	1/1	0	0	0.0	0	0
Dec 30	at NYG	L	1/0	0	0	0.0	0	0
Totals			3/1	0	0	0.0	0	0

IGWENAGU'S CAREER STATISTICS

Year	Team	GP/GS	No	Yds	Avg	Lg	TD
2012	Phi.	3/1	0	0	0.0	0	0
TOTALS		3/1	0	0	0.0	0	0

SPECIAL TEAMS TACKLES: 2012 (2)

10 DeSean Jackson

Wide Receiver

5-10, 175


California

5th year

Born 12/1/86 in Los Angeles, CA

Long Beach Poly, Long Beach, CA

Acquired - D2b-08 (49th overall)



Pro Bowls: 2009, 2010



THREE-STEP DROP

Favorite App: Instagram

Favorite Athlete to Watch Now: Kobe Bryant

Love most about Philadelphia: That it's a blue collar, all-business city. It's all about hard work here

Favorite Person to follow on Twitter: Kevin Hart

First job: Washing cars and cutting lawns at 12 years old

Talent I'd Most Like to Have: To fly

Bucket List: Travel overseas to Sydney, Australia

Actor That Would Play You in a Movie: Mike Epps

Favorite teams and athletes growing up: Atlanta Braves, Los Angeles Lakers and Michael Jordan

Armed with a unique combination of speed, skill and a relentless, competitive nature, DeSean Jackson has become arguably the most dynamic weapon in the NFL, and was rewarded with a five-year deal on March 14, 2012, that will keep him with Philadelphia through 2016. The team's 2nd round draft pick in 2008 out of California, Jackson followed up a record-setting rookie campaign with two Pro Bowl campaigns in 2009 and 2010. In fact, he became the first player in league history to earn a Pro Bowl berth at two positions in 2009.

D-JAC ON THE ATTACK

Since entering NFL as a 2nd round draft choice in 2008, Jackson is first in the NFL in yds/catch (17.5) among players with 250+ receptions

CAREER HIGHLIGHTS

- Became the first player in NFL history to earn Pro Bowl honors at two positions (kick returner and wide receiver) in 2009. Also received *The Sporting News* first-team All-Pro honors and Associated Press second-team All Pro honors as punt returner
- Registered 8 TDs of 50+ yards in 2009, tying Elroy "Crazy Legs" Hirsch (1951) and Devin Hester (2007) for the NFL record
- His average of 52.8 yards per score in 2009 was the highest in NFL history among players with at least 10 TDs scored in a season. Chicago's Harlon Hill previously held the record with a 50.6 average in 1956
- Is one of five players in NFL history to have eclipsed the 900-yard mark in each of their first four NFL seasons and became the 4th Eagles to top the 1,000-yard mark in consecutive seasons, joining Irving Fryar (1996-97), Mike Quick (1983-85), and Tommy McDonald (1961-62)
- Holds the Eagles record for most receiving yards in his first four NFL seasons, surpassing the total set by Mike Quick (3,864)
- Is the Eagles all-time leader in punt return touchdowns (4) and playoff punt return yards (145). Ranks 3rd with 1,223 punt return yards in the regular season record book, trailing Brian Mitchell (1,369) and Wally Henry (1,231)
- Became the 2nd player in NFL history to score TDs via receiving, rushing and punt return during each of his first three seasons, joining Washington's Dick Todd (1939-41)
- Has averaged 45.5 yards per score on 32 career TDs (including postseason). Additionally, 23 of his TDs traveled 30+ yards (including 16 TDs of 50+ yards)

- His six 70+ yard TDs rank 2nd in team history to Timmy Brown (9)
- In 2009, Jackson (23 years old), Jeremy Maclin (21) and Brent Celek (24), became the first trio of teammates 24-years-or-younger in NFL history to each post 50+ catches, 750+ yards and 4+ TDs. He and Celek became the first duo in team history to each compile 900+ receiving yards in the same season
- In 2009, became the first player in NFL history to record a 60+ yard TD in each of the first three games of a season. The last NFL player to do so in any three consecutive games was KC's Dante Hall in 2003, and the last Eagle to do so was Jack Ferrante in 1945
- Set Eagles rookie records in receiving yards (912) and total yards from scrimmage (1,008) in 2008
- In 2011, Jackson, Maclin and Celek became the first trio of teammates to each post 800+ yards in team history.
- Set Eagles record for rookie WRs (2nd among all rookies) with 62 receptions in 2008, surpassing Don Looney's total of 58 (1940). Also became the first Eagles rookie to lead team in catches since Keith Jackson (81 in 1988)

ON THE FAST TRACK

Jackson became the fastest player in Eagles history to reach 250 career receptions. Only four others have reached that plateau after their first five seasons in Philly: Mike Quick, Fred Barnett, Brian Westbrook and Keith Byars

2012 HIGHLIGHTS

- Snagged 7 catches for 114 yards, including a 49 ydr vs. Bal. (9/16)
- Hauled in 6 passes for 99 yds. vs. NYG (9/30), including a 19-yd TD
- Snared a 77-yard TD pass from Vick at NO (11/5) as part of a 100-yard night

BIRDSEED

- In honor of his father, Bill, who passed away from pancreatic cancer in 2009, DeSean and his family created The DeSean Jackson Foundation for Pancreatic Cancer. The foundation raises money and awareness for this deadly disease and also works to improve the quality of life for patients and their immediate family members. For more info, log on to deseanjacksonfoundation.org



Jackson became the first player in NFL history to post 3,500 receiving yards and 1,000 punt return yards in his first four seasons in the league



DESEAN'S TRUE HEROES

Inspired by his cousin, Jimmy Jackson, a Vietnam War veteran who earned two purple hearts and two bronze stars during his tenure as a Sergeant E5 in the US Army, DeSean wanted to give back to the true heroes of our country. On September 11, 2012,

he donated \$50,000 to the Wounded Warrior Project during a visit to the Joint Base McGuire-Dix-Lakehurst in New Jersey. Said Jackson, "After seeing what Jimmy dealt with throughout his life, this is a cause that really hits home for me. The people in the military put their lives on the line for us every day."


10 DeSean Jackson



Jackson ranks 2nd in team history with four 150-yard receiving games behind Tommy McDonald, (5). Fred Barnett and Ben Hawkins each have four

PERSONAL

- Resides in Los Angeles and Philadelphia. Son of Gayle, a proud member of Delta Sigma Theta sorority, and the late Bill Jackson. Has four older brothers, who all played football in college
- Is the founder and CEO of Jaccpot Records, and so far, has five artists in that record label company. "Music is a place where I can find peace in my life, especially growing up in a rough neighborhood. I also love being able to give young musicians a chance to fulfill their dreams." One of his artists is a 14-year old from Philadelphia named Young Retro
- Credits all of his four older brothers for making him the athlete he is today. They would have their little brother up on Sunday mornings the day after his high school games working on his skills. "When other kids were still in bed on Sundays, my brothers had me up working. They made me tough. They wouldn't let me be a punk." All four brothers played collegiate football: Byron (San Jose St.), Derrick (Idaho St.), Travis (Utah St.) and Jay (Santa Monica Junior College). Also has an older sister, Adreea
- An All-America selection as a senior at Long Beach Polytechnic HS, was the recipient of the 2004 Glenn Davis Award by the *Los Angeles Times* as Southern California's POY. Posted 60 receptions for 1,075 yards and 15 TDs (two for punt returns), and led his team to the CIF Southern Section championship. In the CIF title game, he was a last-minute replacement on defense and responded with two INTs, one of which he returned 68 yards for a TD. Earned All-State accolades as a junior
- Also starred in baseball and was ranked by *Baseball America* as the third-best all-around athlete in the MLB draft prospect pool in 2005 after hitting .380 with 20 stolen bases in his senior season. Also set the state 4x100 record in track



ANTI-BULLYING CAMPAIGN

When Jackson learned of Nadin Khoury's nightmarish day at school in suburban Philadelphia in 2011, he wanted to help. When the 13-year-old Khoury made a brave appearance on "The View" to tell his story of being beaten by six older students to a national TV audience, Jackson made it a point to


visit him that on set that day to uplift his spirits. Since then, Jackson regularly speaks with Nadin, took him to the ESPYs as a special guest, and has made it a point to speak to schools in Philadelphia and California in an effort to put bullying to an end.



PLAYER OF THE WEEK/MONTH AWARDS

NFC Offensive POW	Dec. 12, 2010 at DAL
NFC Special Teams POM	December, 2009
NFC Special Teams POW	Dec. 13, 2009 at NYG
NFC Offensive POW	Oct. 26, 2009 at WAS
NFC Offensive POM	September, 2009
NFC Special Teams POW	Sept. 13, 2009 at CAR

- Credits his parents for doing a great job of keeping him out of all the trouble that he could have gotten into living in the Crenshaw section of Los Angeles. "I had friends who've been shot, paralyzed and put in jail. It was unfortunate to see people I considered friends involved in things that could get them killed. If I wasn't involved in sports and didn't have my father to keep me out of those things, I could have ended up the same way."
- Jackson's brother, Byron, who spent two seasons in the NFL on the Chiefs practice squad (1992-93), began taping DeSean's football games at a very young age in order to help him hone his skills. **A subsequent documentary from all of that footage, "#10 DeSean Jackson: The Making of a Father's Dream" debuted on Father's Day in 2013**
- In 2011, Jackson took part in a Nike and Foot Locker TV ad along with NBA stars Amar'e Stoudemire and Chris Bosh ... also appeared with Ray Lewis, Shawne Merriman, and Tony Gonzalez on a Funny or Die web show entitled "Field of Dreams2: NFL Lock-out with Taylor Lautner"
- In 2010, Jackson was joined by Dwight Howard, Chris Johnson, Tyson Gay, Maureece Greene, and Shaquille O'Neal in a relay race on an episode of ABC's *Shaq Vs.*
- DeSean has become a spokesperson for the Eagles Play 60 campaign. This initiative promotes physical fitness to help combat the youth obesity epidemic
- Has become involved with the United Way, participating in a PSA for the United Way of Southeastern Pennsylvania
- In December of 2008, hosted a birthday party for senior citizens at the Stapeley Nursing Home where his aunt resides. DeSean passed out gifts and birthday cake to the residents
- Graced the cover of EA Sports NCAA Football 2009
- Played basketball in high school and is a high-scoring player on the Eagles offseason basketball squad
- For more info, log on to DeSeanJackson10.com, his authentic twitter account at [DeSeanJackson10](https://twitter.com/DeSeanJackson10), or by facebook at www.facebook.com/DeSeanJackson10
- Majored in social welfare



10 DeSean Jackson



2012 GAME-BY-GAME STATISTICS

Date	Opp	W/L	GP/GS	RECEIVING				RUSHING				PUNT RETURNS				TYS				
				No	Yds	Avg	Lg	TD	Att	Yds	Avg	Lg	TD	No	FC		Yds	Avg	Lg	TD
Sep 9	at Cle	W	1/1	4	77	19.3	35	0	1	5	5.0	5	0	0	0	0	0.0	0	0	82
Sep 16	Bal	W	1/1	7	114	16.3	49	0	0	0	0.0	0	0	0	0	0	0.0	0	0	114
Sep 23	at Ari	L	1/1	3	43	14.3	16	0	0	0	0.0	0	0	0	0	0	0.0	0	0	43
Sep 30	NYG	W	1/1	6	99	16.5	32	1	0	0	0.0	0	0	0	0	0	0.0	0	0	99
Oct 7	at Pit	L	1/1	4	58	14.5	24	0	0	0	0.0	0	0	0	0	0	0.0	0	0	58
Oct 14	Det	L	1/1	5	74	14.8	30	0	1	-14	-14.0	-14	0	1	0	-3	-3.0	-3	0	60
Oct 28	Atl	L	1/1	5	59	11.8	32	0	0	0	0.0	0	0	0	0	0	0.0	0	0	59
Nov 5	at NO	L	1/1	3	100	33.3	77t	1	0	0	0.0	0	0	0	0	0	0.0	0	0	100
Nov 11	Dal	L	1/1	5	62	12.4	31	0	0	0	0.0	0	0	0	0	0	0.0	0	0	62
Nov 18	at Was	L	1/1	2	5	2.5	8	0	0	0	0.0	0	0	0	0	0	0.0	0	0	5
Nov 26	Car	L	1/1	1	9	9.0	9	0	1	2	2.0	2	0	0	0	0	0.0	0	0	11
Dec 2	at Dal			INJURED RESERVE/FRACTURED RIBS																
Dec 9	at TB			INJURED RESERVE/FRACTURED RIBS																
Dec 13	Cin			INJURED RESERVE/FRACTURED RIBS																
Dec 23	Was			INJURED RESERVE/FRACTURED RIBS																
Dec 30	at NYG			INJURED RESERVE/FRACTURED RIBS																
Totals			11/11	45	700	15.6	77t	2	3	-7	-2.3	5	0	1	0	-3	-3.0	-3	0	693

100-YARD RECEIVING GAMES (15)

Yds	Date	Opp	Rec	TD
210	12/12/10	at Dal (W)	4	1
178	12/13/09	at NYG (W)	6	1
171	10/2/11	vs. SF (L)	6	0
153	9/26/10	at Jax (W)	5	1
149	9/27/09	vs. KC (W)	6	1
140	12/20/09	vs. SF (W)	6	1
135	9/19/10	at Det (W)	4	1
114	9/16/12	vs. Bal (W)	7	0
110	9/15/08	at Dal (L)	6	0
109	11/7/10	vs. Ind (W)	7	1
107	11/22/09	at Chi (W)	8	1
106	9/7/08	vs. StL (W)	6	0
102	9/11/11	at StL (W)	6	1
101	9/20/09	vs. NO (L)	4	1
100	11/5/12	at NO (L)	3	1

JACKSON'S CAREER STATISTICS

Year	Team	GP/GS	RECEIVING				RUSHING				PUNT RETURNS							
			No	Yds	Avg	Lg	TD	Att	Yds	Avg	Lg	TD	No	FC	Yds	Avg	Lg	TD
2008	Phil.	16/15	62	912	14.7	60	2	17	96	4.6	21	1	50	16	440	8.8	68t	1
2009	Phil.	15/15	62	1156	18.6	71t	9	11	137	12.5	67t	1	29	15	441	15.2	85t	2
2010	Phil.	14/14	47	1056	22.5	91t	6	16	104	6.5	31t	1	20	8	231	11.6	65t	1
2011	Phil.	15/15	58	961	16.6	62t	4	7	41	5.9	18	0	17	12	114	6.8	51	0
2012	Phil.	11/11	45	700	15.6	77t	2	3	-7	-2.3	5	0	1	0	-3	-3.0	-3	0
TOTALS:		71/70	274	4785	17.5	91t	23	54	371	6.9	67t	3	117	51	1223	10.5	85t	4
PLAYOFFS																		
2008	Phil.	3/3	11	207	18.8	62t	1	1	2	2.0	2	0	7	2	122	17.4	62	0
2009	Phil.	1/1	3	14	4.7	6	1	0	0	0.0	0	0	2	2	9	4.5	8	0
2010	Phil.	1/1	2	47	23.5	28	0	0	0	0.0	0	0	1	1	14	14.0	14	0
TOTALS		5/5	16	268	16.8	62t	2	1	2	2.0	2	0	10	5	145	14.5	62	0

ADDITIONAL CAREER STATISTICS

FUMBLES/LOST: (13/5) - 2008 (4/2), 2009 (3/1), 2010 (4/1), 2011 (1/1), 2012 (1/0)

PASSING: 2008 (1-0-0-11INT-0TDs)

KICKOFF RETURNS: 2-12-12lg; 1-0-0lg vs. TB 10/11/09, 1-12-12lg vs. Pit. 9/21/08

BIG PLAY D.J.

Of Jackson's 32 career touchdowns, 23 have covered 30+ yards:

10/5/08	vs. Was	68-yd. punt return
1/18/09	at Arz*	62-yd. pass from McNabb
9/13/09	at Car	85-yd. punt return
9/20/09	vs. NO	71-yd. pass from Kolb
9/27/09	vs. KC	64-yd. pass from Kolb
10/26/09	at Was	67-yd. run
10/26/09	at Was	57-yd. pass from McNabb
11/1/09	vs. NYG	54-yd. pass from McNabb
11/22/09	at Chi	48-yd. pass from McNabb
11/29/09	vs. Was	35-yd. pass from McNabb
12/13/09	at NYG	72-yd. punt return
12/13/09	at NYG	60-yd. pass from McNabb
9/19/10	at Det	45-yd. pass from Vick
9/26/10	at Jax	61-yd. pass from Vick
10/17/10	vs. Atl	31-yd. run
10/17/10	vs. Atl	34-yd. pass from Kolb
11/15/10	at Was	88-yd. pass from Vick
12/12/10	at Dal	91-yd. pass from Vick
12/19/10	at NYG	65-yd. punt return
10/9/11	at Buf	31-yd. pass from Vick
12/11/11	at Mia	34-yd. pass from Vick
1/1/12	vs. Was	62-yd. pass from Vick
11/5/12	at NO	77-yd. pass from Vick

* Playoffs

CAREER HIGHS

Recepts	8	(2x - 11/22/09 at Chi.)	Punt rets.	8	(9/7/08 vs. StL)
Yards	210	(12/12/10 at Dal)	Yards	109	(1/4/09 at Min., NFC-WC)
Long	91t	(12/12/10 at Dal)	Long	106	(9/13/09 at Car.)
TDs	1	(23x - 11/5/12 at NO)	Long	85t	(9/13/09 at Car.)
Rush atts.	3	(3x - 11/7/10 vs. Ind)			
Yards	67	(10/26/09 at Was)			
Long	67t	(10/26/09 at Was)			
TDs	1	(3x - 10/17/10 vs. Atl)			

13 Damaris Johnson

Wide Receiver

5-8, 175


Tulsa

2nd year

Born 11/22/89 in Norco, LA

Destrehan HS, Destrehan, LA

Acquired - RFA 2012



One of the most explosive players in NCAA history, Damaris (da-MAHR-is) Johnson signed a rookie free agent contract with the Eagles in 2012. Despite only playing three seasons at Tulsa (2008-10), he finished his career as the NCAA's all-time leader in all-purpose yardage (7,796) and kickoff return yardage (3,417). The speedy receiver and return man registered a whopping 150 plays of 20-plus yards along the way for the Golden Hurricanes.



DJ'S RECORD-SETTING RETURN

Johnson's 98-yard punt return for a TD at Dallas on December 2, 2012 set a team record and tied for the 3rd longest in NFL history behind Robert Bailey (103 yards in 1994) and Patrick Peterson (99 in 2011). Vai Sikahema previously held the team record of 87 yards (1992 at NY Giants)

BIRDSEED

- Became the first Eagle to don jersey number 13 in a regular season game since punter Rick Engles did so in 1978. Ironically, Engles also played at Tulsa
- Grew up in the same neighborhood as NFL defensive backs LaRon and Dawan Landry and attended the same high school as Ravens All-Pro safety Ed Reed
- Recruited by TCU, Illinois, Memphis and Louisiana-Lafayette, but settled on Tulsa after being recruited by renowned offensive coordinator Gus Malzahn the head coach at Arkansas State
- Credits his older brother, Joshua, and his older cousin, Mark Young, for helping him develop most as a football player. "We always played sports together growing up. They were both great high school athletes and they showed me the ropes."

2012 HIGHLIGHTS

- Ranked 2nd in the NFC with a 11.2 punt return average on 26 returns
- Posted 5 catches for 84 yds at Arz. (9/23) while seeing significant playing time for an injured Jeremy Maclin

PERSONAL

- Single and resides in Destrehan, LA, with his girlfriend, Chamon Jones, and their son, Skylar. His mother, Lori, works at a hospital and with elder care patients. Has an older brother, Joshua
- Started playing football as a 7-year old RB and DB for the Hahnville Tigers
- Also played baseball as a 7-year old and made the 8-year old all-star team that year as a shortstop

PERSONAL

- A three-year starter at Destrehan (LA) HS (suburb of New Orleans), finished his career as the school's all-time leading receiver with 154 catches for 2,620 yards and 30 touchdowns. Was a two-time all-state performer
- As a senior, caught 81 passes for 1,228 yards and 12 TDs while leading his team to a 14-0 record and a state championship. In fact, was named MVP of the state title game
- Also played basketball for three years as a point guard and baseball for one year as his team lost in the state championship final game
- Majored in organizational studies

THREE-STEP DROP

Favorite TV show: Cold Case

Favorite teams growing up: NY Yankees and Indianapolis Colts

Most Memorable Concert: Lyle Jennings and Anthony Hamilton at the The Pontchartrain Center

Favorite Book: The Outsiders

Favorite athletes to watch growing up: Derek Jeter and Peyton Manning

Most memorable moment in sports growing up: Winning the Hawaii Bowl as a senior in college and breaking the NCAA all-time record in yards

Favorite App: Pandora

First Job: At Children's Place for \$40/week

Favorite part about playing football: "I love to compete, period. And I try to do everything on the field like it's my last day doing it."

Talent I'd Most Like to Have: Artistic skills

2012 GAME-BY-GAME STATISTICS

Date	Opp	W/L	GP/GS	RECEIVING				RUSHING				PUNT RETURNS				TYS					
				No	Yds	Avg	Lg	TD	Att	Yds	Avg	Lg	TD	No	FC		Yds	Avg	Lg	TD	
Sep 9	at Cle	W	1/0	1	10	10.0	10	0	0	0	0	0	0	0	1	3	6	6.0	6	0	10
Sep 16	Bal	W	1/0	1	13	13.0	13	0	1	6	6.0	6	0	0	3	1	10	3.3	4	0	19
Sep 23	at Ari	L	1/0	5	84	16.8	26	0	0	0	0.0	0	0	2	3	16	8.0	12	0	84	
Sep 30	NYG	W	1/0	1	17	17.0	17	0	1	-1	-1.0	-1	0	1	1	3	3.0	3	0	16	
Oct 7	at Pit	L	1/0	0	0	0.0	0	0	0	0	0.0	0	0	1	1	13	13.0	13	0	0	
Oct 14	Det																				
Oct 28	Atl																				
Nov 5	at NO	L	1/0	0	0	0.0	0	0	0	0	0.0	0	0	1	1	20	20.0	20	0	0	
Nov 11	Dal	L	1/0	1	32	32.0	32	0	0	0	0.0	0	0	1	3	4	4.0	4	0	32	
Nov 18	at Was	L	1/0	1	21	21.0	21	0	0	0	0.0	0	0	3	2	28	9.3	16	0	21	
Nov 26	Car	L	1/0	2	13	6.5	8	0	0	0	0.0	0	0	2	3	32	16.0	18	0	13	
Dec 2	at Dal	L	1/0	1	13	13.0	13	0	0	0	0.0	0	0	2	0	104	52.0	98t	1	13	
Dec 9	at TB	W	1/0	2	20	10.0	14	0	0	0	0.0	0	0	5	2	35	7.0	18	0	20	
Dec 13	Cin	L	1/0	0	0	0.0	0	0	0	0	0.0	0	0	1	2	6	6.0	6	0	0	
Dec 23	Was	L	1/0	3	25	8.3	12	0	0	0	0.0	0	0	1	1	10	10.0	10	0	25	
Dec 30	at NYG	L	1/0	1	8	8.0	8	0	1	7	7.0	7	0	2	0	4	2.0	5	0	15	
Totals			14/0	19	256	13.5	32	0	3	12	4.0	7	0	26	23	291	11.2	98t	1	268	


JOHNSON'S CAREER STATISTICS

Year	Team	GP/GS	RECEIVING				RUSHING				PUNT RETURNS							
			No	Yds	Avg	Lg	TD	Att	Yds	Avg	Lg	TD	No	FC	Yds	Avg	Lg	TD
2012	Phil.	14/0	19	256	13.5	32	0	3	12	4.0	7	0	26	23	291	11.2	98t	1
TOTALS:		14/0	19	256	13.5	32	0	3	12	4.0	7	0	26	23	291	11.2	98t	1

FUMBLES: 2012 (2/2)

65 Lane Johnson

Tackle
6-6, 310
Oklahoma
Rookie
Born 5/8/90 in Groveton, TX
Groveton HS, Groveton Texas
Acquired - D1-13 (4th overall)



THREE-STEP DROP

Favorite athlete and team growing up:

Brett Favre and Green Bay Packers

Favorite TV Show: Impractical Jokers

Favorite Movie: Forrest Gump

Favorite App: Face Swap!

Favorite Musicians: George Strait and Joe Diffie

Hobbies: Hunting and fishing

Favorite Meal: Chicken fried steak

First Job: Grave digger for \$8/hour in high school

Guilty Pleasure: Watching *Teen Mom* with my wife

One talent you'd like to have: Magician

A physically gifted athlete who played collegiately as a quarterback, tight end and defensive lineman before transitioning to the offensive line, Johnson was selected 4th overall by the Eagles in 2013. At Oklahoma, started 25 contests (13 at left tackle, 12 at right tackle), and garnered 2nd-team All-Big 12 honors as a senior. A native of Groveton, TX, he was an accomplished quarterback in high school.

BIRDSEED

- Credits his mother, Ray Ann, for being where he is today. "She was a single mother and she raised me by herself. She didn't have a lot. But she made sure I was happy." Ray Ann has a degree in criminal justice and works at a prison in Riverside, TX, with death row inmates
- His graduation class from Groveton High School consisted of a grand total of 35 students. In fact, Groveton's listed population in 2010 was just 1,057. That school did produce former Oilers/Titans and Falcons RB Rodney Thomas
- Leaned on the advice of his father-in-law, John Goodman, a defensive lineman with the Steelers from 1981-85. "He's been a mentor to me. He's been in my shoes, been there, done that. He's taught me how to best work through adversity and the tough times."
- Kilgore College head coach J.J. Eckert on his progression, "One day we were in a goal line drill and we were short a tight end due to injuries and we have this big monster (Lane) sitting right next to us. We said, 'Could you go play tight end on this play? Just run thru the C-gap and if you see someone, just hit 'em.' Well, he pancaked a linebacker and Division I college coaches were there and his stock went high basically just on one play in a goal line drill."

COLLEGE HIGHLIGHTS

- As a senior in 2012, started 11 games at left tackle and garnered 3rd-team All-America accolades from CBSSports.com and second-team All-Big 12 honors by the conference's coaches
- Was a two-time Academic All-Big 12 first-team honoree
- In 2012, anchored a Sooner offense that ranked 12th in the nation with 497.9 yards per game. Registered a team-best 123 knock-downs and his 19 TD-resulting blocks led the Big 12
- Started 12 games at right tackle as a junior in 2011 as the Sooners ranked 10th in the nation in scoring (39.5 ppg), 5th in offense (512.3 ypg) and 5th in passing (349.4 ypg) while allowing the seventh-fewest sacks in the nation (11)
- Began his sophomore season of 2010 as a tight end before being converted to defensive line
- Redshirted in 2009 after transferring from Kilgore (TX) College
- Appeared in nine games as a reserve quarterback at Kilgore, completing 32 of 61 passes for 510 yards, 3 touchdowns and 7 interceptions, while adding 24 yards and a touchdown on 17 carries

PERSONAL

- He and his wife, Chelsea, reside in Edmond, OK. They have two dogs, Teddy and Buddy, and a cockatiel named Sparky
- Played quarterback and safety at Groveton (TX) HS, where he was an all-region honorable mention all-state selection

- Also lettered in track and field, as he placed fourth in the shot put at the state's track championships, in baseball as a pitcher and first baseman, and in basketball
- Majored in human relations

IN THE TRENCHES


- **Favorite O-lineman:** "Joe Staley. I think we are very similar in our backgrounds having played tight end in college"
- **Best part of being an O-lineman:** "Being physical and knocking the crap out of people. I also like the brotherhood that exists among the other linemen"
- **Worst part about being 6-6, 310:** "Finding quality clothes that fit and flying on a plane"
- **Advice to aspiring O-lineman:** "Know your job, cold, so you can play fast. And always work on your foot work"

LIFE IN THE FAST LANE



Johnson's not-so-normal path to becoming an offensive lineman and a first round pick in the NFL draft had many layers. First off, Johnson did not start playing football until the 7th grade when he lined up as a quarterback for his middle school squad in Coldspring, TX. He earned all-state honors as a QB in high school, while also seeing action at wide receiver as a freshman and at free safety for his final three seasons.

Lane began his college career at Kilgore College where, at 202 pounds, quarterbacked the Rangers in 2008 (pictured above). After transferring to Oklahoma as a tight end in 2009, he redshirted for one year before playing tight end and defensive end in 2010. He finally settled in as a right offensive tackle in 2011 before moving to the left side in 2012 (pictured right).



Said Chip Kelly after the draft, "I talked to [Oklahoma coach] Bob [Stoops]. Bob actually said they wanted to keep him at defensive end, he was playing defensive end at 280 pounds and doing a great job for them. They had some injuries on the offensive line and they thought about him. His direct quote when he asked the strength coach, 'What would it take to get Lane to tackle?' He said, 'A cheeseburger and a week.'"

8 Donnie Jones

Punter

6-2, 221


LSU

10th year

Born 7/5/80 in Baton Rouge, LA

Baton Rouge Catholic HS, Baton Rouge, LA

Acquired - FA (Hou) 2013



A veteran of nine NFL seasons with the Houston Texans (2012), St. Louis Rams (2007-11), Miami Dolphins (2005-06) and Seattle Seahawks (2004), Donnie Jones signed with the Eagles during the 2013 offseason. A two-time All-Pro selection with St. Louis from 2008-09, Jones ranks fifth in NFL history in both gross (45.6) and net punting average (39.0). He is also one of seven players in NFL history to record a 50.0 gross punting average in a single season, accomplishing that feat in 2008. Originally a seventh-round draft choice of the Seahawks in 2004, Jones finished his collegiate career ranked second in LSU history in gross punting average (42.0), while also finishing as the school's all-time leader in total punts with 233.

BIRDSEED

- Enjoys golfing in his spare time and plays four to five times a week during the offseason. If he could have one talent, he would love to be able to play professionally. "I'd like to be a really good golfer and play on the PGA tour," said Jones. "I'm not bad. I have my good days and my bad, but I love it."
- **Favorite part of playing football:** "The relationships," said Jones. "The people you meet, the guys you play with. Football is such a great team sport and it's about everybody coming together and working towards a common goal of winning."
- **Greatest love besides football:** "Definitely my family," Jones stated. "That's something that's very important to me, especially when you have kids. I think it's so important to be that positive influence for them. I love being able to spend time with them away from football, whether it's going to their games or on vacations with the whole family. It's great to be able to spend quality time with them and help create memories that our kids will have for forever."

CAREER HIGHLIGHTS

- Ranks fifth in NFL history in both gross (45.6 yards per punt) and net punting average (39.0)
- One of only seven players in NFL history to record a 50.0 gross average in a single season, accomplishing the feat in 2008 with St. Louis
- Garnered second-team All-Pro honors in both 2008 and 2009 while with the Rams
- Selected to the 2008 *USA Today* All-Joe team, which honors the NFL players whose work doesn't necessarily garner headlines, but is integral to the success of their football team
- Set Texans' franchise records with a gross average of 47.2 yards and a net of 40.5 yards during his lone season with Houston in 2012
- Holds Rams' franchise records in punts, gross average and net average
- Has dropped 226 punts inside of the 20-yard line and has a career-long kick of 80 yards

THREE-STEP DROP

Favorite team growing up: LSU Tigers
Actor that would play him in a movie: Will Ferrell in a comedy and Robert De Niro in a drama
Favorite athletes to watch now: Tiger Woods
First job: Working for \$3.50/hour in the Chicken Shack at Blue Bayou, a water park in Baton Rouge
What he would be doing if not playing football: Working in the financial industry
Would trade places with: A big hedge fund manager or a singer/actor
Favorite movie: *The Shawshank Redemption*
TV show: Shows on HGTV and the *Real Housewives* series. "I watch that with my wife. New Jersey and the OC are probably our favorites."
Meal: Cajun Creole food, red beans and rice, crawfish etouffee, fried catfish
Artists: Kenny Chesney
Favorite place to visit: San Diego

JONES' CAREER STATISTICS

Year	Team	GP	No	Yds	Avg	OpRt	Yds	TB	NtYds	NtAvg	In20	Lg	Blk
2004	Sea.	6	26	988	38.0	11	79	2	869	32.2	6	51	1
2005	Mia.	16	88	3827	43.5	46	227	7	3460	39.3	31	63	0
2006	Mia.	16	85	3640	42.8	49	367	10	3073	35.7	28	64	1
2007	StL.	16	78	3684	47.2	48	437	9	3067	39.3	18	80	0
2008	StL.	16	82	4100	50.0	57	590	7	3370	41.1	20	68	0
2009	StL.	16	90	4212	46.8	41	260	10	3752	41.7	34	63	0
2010	StL.	16	94	4276	45.5	45	435	4	3761	40.0	32	63	0
2011	StL.	16	105	4652	44.3	45	552	9	3920	37.0	29	65	1
2012	Hou.	16	88	4150	47.2	48	483	5	3567	40.5	28	66	0
TOTALS		134	736	33529	45.6	390	3430	63	28839	39.2	226	80	3
PLAYOFFS													
2012	Hou.	2	8	308	38.5	4	12	1	276	34.5	3	48	0
TOTALS		2	8	308	38.5	4	12	1	276	34.5	3	48	0

2012 GAME-BY-GAME STATISTICS

Date	Opp	W/L	No	Yds	Avg	Net	TB	In20	Lg	Blk
Sep 9	Mia	W	5	218	43.6	28.4	0	1	55	0
Sep 16	at Jac	W	6	299	49.8	37.8	2	1	58	0
Sep 23	at Den	W	5	271	54.2	44.4	1	1	66	0
Sep 30	Ten	W	6	259	43.2	41.7	0	4	61	0
Oct 8	at NYJ	W	6	241	40.2	40.2	0	4	48	0
Oct 14	GB	L	4	206	51.5	45.8	0	0	55	0
Oct 21	Bal	W	5	240	48.0	47.8	0	2	62	0
Nov 4	Buf	W	5	247	49.4	42.0	0	0	58	0
Nov 11	at Chi	W	8	357	44.6	38.3	1	1	59	0
Nov 18	Jac	W	3	111	37.0	33.3	0	2	55	0
Nov 22	at Det	W	6	286	47.7	42.3	0	3	53	0
Dec 2	at Ten	W	10	489	48.9	40.4	1	5	64	0
Dec 10	at NE	L	7	345	49.3	42.1	0	1	59	0
Dec 16	Ind	W	3	127	42.3	36.3	0	1	52	0
Dec 23	Min	L	7	353	50.4	43.3	0	2	65	0
Dec 30	at Ind	L	2	101	50.5	41.0	0	0	55	0
Totals			88	4150	47.2	40.5	5	28	66	0
Playoffs										
Jan 5	Cin	W	3	126	42.0	38.0	0	1	48	0
Jan 13	at NE	L	5	182	36.4	32.4	1	2	43	0
Totals			8	308	38.5	34.5	1	3	48	0

ADDITIONAL CAREER STATS

PASSING: 2008 (1-0-0)
RUSHING: 3 carries for 9 yards; 2011 (1-9), 2006 (1-0), 2005 (1-0)
FUMBLES: 2006 (1)
SPECIAL TEAMS TACKLES: 13 - 2004 (1), 2005 (3), 2006 (1), 2008 (2), 2009 (1), 2010 (1), 2011 (2), 2012 (2)
KICKOFFS: 4-230 - 2004 (1-54), 2005 (1-55), 2009 (1-63), 2012 (1-58)

CAREER HIGHS

Punts **11** (1/3/10 vs. SF)
Yards **551** (1/3/10 vs. SF)
Long **80** (10/21/07 at Sea.)
In20 **6** (12/6/09 at Chi.)
Gross **56.3** (11/22/10 vs. Ari.)
Net **50.8** (11/22/10 vs. Ari.)

38 Felix Jones

Running Back
5-10, 215
Arkansas
6th year

Born 5/8/87 in Tulsa, OK
Booker T. Washington HS, Tulsa, OK
Acquired - FA (Dal) 2013



A multi-purpose threat from the running back position, Felix Jones was signed by the Eagles in 2013 after spending his first five NFL campaigns in the NFC East with Dallas. A first round pick of the Cowboys in 2008 from Arkansas, he displayed his talents as a runner, receiver and kick returner. In fact, he is the only NFL player since 2008 to log a 60+ yard TD run, a 70+ yard TD catch and a 90+ yard kickoff return for a score. Jones finished 2nd on the Razorbacks all-time list for all-purpose yards (5,099). Off the field, his foundation, "Running Back to Make a Difference," focuses on inspiring low-income, high school student-athletes.

BIRDSEED

- Since 2009, Jones hosts an annual free football camp in his hometown of Tulsa, OK, that helps educate low-income high school athletes on life skills and lessons on how to get to and succeed in college. "Growing up, there was nothing like this for me. I wish I had something like it. Now I'm fortunate to be able to do this for students who were just like me and hopefully open their minds to bigger and better things."
- Was part of an Arkansas backfield in 2007 that included future NFL backs Darren McFadden and Peyton Hillis. Both players were also drafted in 2008 (McFadden in the first round by Oakland and Hillis in the 7th round by Denver)
- Credits his father, Felix Jones, Sr., and his older brother, Andrew, for being motivating people in his life. "My dad taught me how to never give up and that even though we all have failures, continue to fight and you'll get to the point where you'll succeed. Andrew was a role model to me and a great big brother. He is seven years older and we were always competitive in sports. I loved watching his football games growing up. I wanted to be just like him."
- His SEC record of two 100+ yard kickoff returns for a TD was eclipsed by current Eagle teammate Brandon Boykin, who logged three such returns for Georgia

CAREER HIGHLIGHTS

- Is the only NFL player since 2008 to post a 60+ yard TD run, a 70+ yard TD catch and a 90+ yard kickoff return for a score
- In 2009, tied Chiefs RB Jamaal Charles with a league-best 5.9 yards per carry
- Scorched the Eagles for a career-long 98-yard kickoff return for a TD on Monday Night Football at Texas Stadium on 9/15/08. His career-high rushing total also came against the Eagles in a 2009 Wild Card playoff game win (148 yards on 1/9/10). In nine career games against the Eagles including playoffs, Jones rushed for 502 yards and accounted for 976 all purpose yards (highest totals vs. any one team). He also scored a touchdown rushing, receiving and by kickoff return vs. the Eagles
- Became first Cowboys rookie to score in his first three games in 2008. In fact, was the first rookie in the NFL to do since Andre Davis (Houston) and Donte Stallworth (New Orleans) in 2002



PERSONAL

- Single ... The son of Felix Jones, Sr., and Debra Jones. Has two older brothers, Alex and Andrew, and one younger sister, Felecia
- Began playing football at the age of six as a quarterback of the Jaguars, his flag football team in Tulsa
- Attended Booker T. Washington High School in Tulsa and was named the *Tulsa World* Player of the Year following his senior season, rushing for 2,282 yards and 48 touchdowns on 205 carries (11.1 avg.). Also played defensive back
- Led his squad to a 13-1 record and a state runner-up finish, rushing for 166 yards and three touchdowns in the 5A state championship game
- Was a high school football teammate of NFL players WR Robert Meachem and DE Mark Anderson
- Also lettered in basketball and track, earning the state championship in the long jump (22.1). His longest jump was 23.1. Also participated in 4x100m, 100m and high jump
- Annually participates in a turkey drive and Christmas gift give-away programs in Tulsa and Dallas
- **Favorite part of playing football:** "The bond you share with your teammates. I love the competition and I love being a part of a team, especially during the tough times, when we are all pulling for our brothers."
- **Favorite vacation spot:** "Las Vegas"
- **Most underrated part of playing running back:** "Route running. If you can excel in that you can really set yourself apart from other backs and, more importantly, become a reliable target for your quarterback."
- **Pregame ritual:** "Prayer"
- **Twitter:** @FelixJones28 ... **Website:** FelixJones28.net
- Majored in kinesiology at Arkansas with an emphasis on teaching

THREE-STEP DROP

Favorite Movie: *Friday*
Favorite Quote: "Do It Great"
Prized Possessions: 1983 Chevy Impala and a 1973 Pontiac Granville
Guilty Pleasure: Donuts & baked goods
Favorite App: Twitter
Talent He'd Most Like to Have: Singing
Favorite Moment in Sports Growing Up: During 9th grade AAU basketball, I dunked for the first time in a game
Favorite Athlete to Watch Now: Kobe Bryant
Favorite Athletes Growing Up: Barry Sanders and Michael Jordan
Bucket List: Visit Egypt
Favorite TV Shows: *Family Guy*, *The Simpsons*, and *American Dad*
First Job: Roofing with my Dad

38 Felix Jones



2012 GAME-BY-GAME STATISTICS

Date	Opp	W/L	GP/GS	RUSHING					RECEIVING					KO RETURNS					TYS		
				Att	Yds	Avg	Lg	TD	No	Yds	Avg	Lg	TD	No	Yds	Avg	Lg	TD			
Sep 5	at NYG	W	1/0	0	0	0.0	0	0	0	0	0	0.0	0	0	0	3	61	20.3	25	0	0
Sep 16	at Sea	L	1/0	1	1	1.0	1	0	4	40	10.0	23	0	5	109	21.8	29	0	41		
Sep 23	TB	W	1/1	1	-1	-1.0	-1	0	2	28	14.0	15	0	1	18	18.0	18	0	27		
Oct 1	Chi	L	1/0	1	13	13.0	13	0	0	0	0.0	0	0	2	48	24.0	26	0	13		
Oct 14	at Bal	L	1/0	18	92	5.1	22T	1	1	13	13.0	13	0	0	0	0.0	0	0	105		
Oct 21	at Car	W	1/1	15	44	2.9	9	0	5	30	6.0	10	0	0	0	0.0	0	0	74		
Oct 28	NYG	L	1/1	13	19	1.5	5	1	0	0	0.0	0	0	0	0	0.0	0	0	19		
Nov 4	at Atl	L	1/1	9	39	4.3	15	0	5	70	14.0	39	0	0	0	0.0	0	0	109		
Nov 11	at Phi	W	1/1	16	71	4.4	15	0	3	22	7.3	11T	1	0	0	0.0	0	0	93		
Nov 18	Cle	W	1/1	14	43	3.1	12	1	2	12	6.0	7	0	0	0	0.0	0	0	55		
Nov 22	Was	L	1/1	6	14	2.3	5	0	3	47	15.7	33	1	0	0	0.0	0	0	61		
Dec 2	Phi	W	1/0	7	26	3.7	7	0	0	0	0.0	0	0	0	0	0.0	0	0	26		
Dec 9	at Cin	W	1/0	2	7	3.5	4	0	0	0	0.0	0	0	0	0	0.0	0	0	7		
Dec 16	Pit	W	1/0	3	10	3.3	4	0	0	0	0.0	0	0	0	0	0.0	0	0	10		
Dec 23	NO	L	1/0	0	0	0.0	0	0	0	0	0.0	0	0	0	0	0.0	0	0	0		
Dec 30	at Was	L	1/0	5	24	4.8	9	0	0	0	0.0	0	0	0	0	0.0	0	0	24		
Totals			16/7	111	402	3.6	22T	3	25	262	10.5	39	2	11	236	21.5	29	0	664		

100-YARD RUSHING GAMES (5)

Yards	Date	Opponent	Att.	TDs
148	1/9/10	vs Phi (W)*	16	1
115	9/26/11	vs Was (W)	14	0
109	10/10/10	vs Ten (L)	15	0
108	12/17/11	at TB (W)	22	0
106	12/11/11	vs NYG (L)	16	0

*Playoffs

JONES' CAREER STATISTICS

Year	Team	GP/GS	RUSHING					RECEIVING					KICKOFF RETURNS					TYS
			No	Yds	Avg	Lg	TD	Att	Yds	Avg	Lg	TD	No	Yds	Avg	Lg	TD	
2008	Dal.	6/0	30	266	8.9	60T	3	2	10	5.0	7	0	16	434	27.1	98T	1	276
2009	Dal.	14/1	116	685	5.9	56	3	19	119	6.3	30	0	30	678	22.6	41	0	804
2010	Dal.	16/7	185	800	4.3	34	1	48	450	9.4	71T	1	0	0	0.0	0	0	1250
2011	Dal.	12/8	127	575	4.5	40	1	33	221	6.7	27	0	7	186	26.6	69	0	796
2012	Dal.	16/7	111	402	3.6	22T	3	25	262	10.5	39	2	11	236	21.5	29	0	664
TOTALS:	64/23		569	2728	4.6	60T	11	127	1062	8.4	71T	3	64	1534	24.0	98T	1	3790
PLAYOFFS																		
2009	Dal.	2/0	30	217	7.2	73T	1	4	52	13.0	30	0	3	48	16.0	19	0	269
TOTALS:	2/0		30	217	7.2	73T	1	4	52	13.0	30	0	3	48	16.0	19	0	269

ADDITIONAL CAREER STATISTICS:

CAREER FUMBLES/LOST: (12/7) - 2009 (3/2), 2010 (2/1), 2011 (2/1), 2012 (2/2)

CAREER HIGHS

Rush atts	22	(12/5/10 at Ind.)	Recepts	10	(10/17/10 at Min.)	Touches	25	(2x - 12/17/11 at TB)
Rush yards	148	(1/9/10 vs. Phi., NFC-WC)	Rec. yds	85	(11/14/10 at NYG)	Scrim yds	178	(1/9/10 vs. Phi., NFC-WC)
	115	(9/26/11 vs. Was.)	Rec. Lg	71T	(11/14/10 at NYG)		155	(9/26/11 vs. Was.)
Rush Lg	73T	(1/9/10 vs. Phi., NFC-WC)	Rec. TDs	1	(3x - 11/22/12 vs. Was.)	Scrim TDs	1	(1/9/10 vs. Phi., NFC-WC)
	60T	(9/21/08 at GB)					1	(14x - 11/22/12 vs. Was.)
Rush TDs	1	(1/9/10 vs. Phi.,NFC-WC)						
	1	(11x - 11/18/12 vs. Cle.)						

62 Jason Kelce

Center
6-3, 295
Cincinnati
3rd year

Born 11/5/87 in Cleveland Heights, OH
Cleveland Heights HS, Cleveland, OH
Acquired - D6a-11 (191st overall)



An incredibly athletic and intelligent lineman, Kelce was plugged in immediately as a starter for the Eagles after being selected in the sixth round of the 2011 draft. After an impressive rookie campaign in which he started all 16 contests, the ultra-personable center from the University of Cincinnati had his sophomore campaign derailed after a serious knee injury in week 2. He was a second-team All-Big East performer with the Bearcats and started his final 38 games of his college career.

KELCE'S BUCKET LIST

- Complete the fast food hat trick by eating a burger from Burger King, McDonalds, and Wendy's in the same day
- Drink a beer with The Most Interesting Man in the World
- Win a Super Bowl and take a parade down Broad Street
- Eat a ham and cheese sandwich at all eight wonders of the world
- Drop the gloves against Stu Grimson, the Grim Reaper
- Have a Ben and Jerry's flavor named after me
- Find a buried treasure
- Walk across the Bering Strait
- Follow everyone that follows me on Twitter



BIRDSEED

- Grew up playing a variety of different sports including hockey, lacrosse, soccer, and baseball. He eventually focused on football because of his fondness for contact. "Playing all of those sports has helped me be able to adapt to any circumstances that are thrown my way."
- Pundits have described Kelce as one of the up-and-coming centers in the league and many compare him to All-Pro Jeff Saturday. Kelce visited with Saturday following his rookie season to pick his brain. "One of the things I learned from him is that it's not only a physical battle between you and the defensive linemen, but it's also a mental battle."

Kelce's favorite quote is one that his grandfather gave him prior to walking on at Cincinnati. He has since kept a copy of the quote with him at all times.

"Nothing in this world can take the place of persistence. Talent will not; nothing is more common than unsuccessful people with talent. Genius will not; unrewarded genius is almost a proverb. Education will not; the world is full of educated derelicts. Persistence and determination alone are omnipotent. The slogan 'press on' has solved and always will solve the problems of the human race." - Calvin Coolidge

IN THE TRENCHES

- **Favorite O-lineman of all time:** Lou Groza
- **Most underrated attribute of playing o-line:** Intelligence
- **Most memorable block:** "I was a junior at Cincinnati and there was an outside zone play. I broke off of a double team and pushed the linebacker back into the safety. I basically blocked 3 different guys on the play and it was a 60-yd touchdown"
- **Best player he's ever lined up against:** Jay Ratliff
- **Best/worst part about being 6-3, 295:** "The best part is I can see everything in a crowded place. The worst is that I can never find clothes that fit."

THREE-STEP DROP

- Pregame ritual:** Listen to Christmas music and comb my beard
- Person he'd most like to have dinner with:** Miss Daisy
- What actor would play you in a movie:** Zach Galifianakis
- Favorite Movie:** *The Big Lebowski*
- TV Show:** *Legends of the Hidden Temple*
- Favorite place to visit:** The restroom after eating chili
- Favorite Meal:** A boar's head and I don't mean the lunchmeat
- Musician:** Split Decision
- Website:** Motley Crue's wikipedia page
- App:** Spotify
- Favorite activity in Philly:** "Snorkeling in the Schuykill River"
- Best restaurant in Philly:** Prime Stache

KELCE'S BROTHERLY LOVE



Jason's brother, Travis (shown left on both photos above), was drafted in the 3rd round in 2013 by Kansas City. The two were teammates at the University of Cincinnati in 2008-10.

SWITCHING SIDES

A former running back and linebacker in high school, Kelce walked on to Cincinnati's football program to play linebacker, but a head coaching change altered his career path. Following his freshman season, new coach Brian Kelly and strength coach Paul Longo switched the 240-pound Kelce to center in the spring. Kelce made the permanent switch the following season and was finally offered a scholarship. He went on to start his final 38 games as a center and guard during his 47-game career.

"Playing linebacker has definitely helped me as an offensive lineman. If you can get in the head of the players you are going up against, that's a huge advantage, like a quarterback who knows what the safeties are thinking. Playing running back, linebacker, guard and now center, I've seen a little bit of everything."



PERSONAL

- Attended Cleveland Heights High School, performing as a linebacker and running back for head coach Mike Jones. Was a two-time All Lake Erie-Lake League selection
- Graduated from Cincinnati with a degree in marketing
- Comes from a football lineage, as his younger brother, Travis, was a teammate at Cincinnati (2008-10) as a tight end and was drafted by Kansas City in 2013. His uncle, Don Blalock, played defensive tackle for Purdue (1976-77) and his grandfather, Don Blalock, played football at Ohio University
- Son of Donna and Ed Kelce. Donna works in banking, while Ed is a sales rep in the steel business. Cites his dad as the biggest influence on his career. "He really pushed me to be the best I could be and was somebody that I've always looked up to."
- Says his greatest love besides football is music. In fact, Kelce dabbles with just about every musical instrument he can find. "When I was in fourth grade I started playing the saxophone and I really enjoyed it, so after high school I started to try out other instruments - guitar, piano, harmonica. Once you learn how to read music, it's not that hard to figure out how to play a new instrument."
- **Favorite teams/players growing up:** "I was a huge fan of all the Cleveland sports teams. I was also a fan of the star players like Michael Jordan, Wayne Gretzky and Jerome Bettis."
- **First football team:** "Roxboro Rockets when I was in the 7th grade. I played linebacker and fullback."

2011 HIGHLIGHTS

- Was named to *Dallas Morning News* columnist Rick Gosselin's NFL All-Rookie team after starting all 16 games for an offense that set team records in 1st downs (356) and total net yards (6,386)
- Along with Danny Watkins, became the first Eagles rookie line-men duo to start 10-or-more games in the same season
- Became the first Eagles rookie offensive lineman to start all 16 games since Doug Brzezineski did so in 1999 and the first-ever rookie in team history to start every game at the center position. He is also just the 16th player in NFL history to start every game at center during a rookie campaign
- Was part of an offensive line that received the Madden Protector Award at NYG (11/27) and vs. Dal. (10/30). This award is given each week of the regular season to the NFL's top performing offensive line and recognizes the fundamental role offensive linemen play in their teams' success

CAREER SERVICE

YEAR	TEAM	GP/GS
2011	Phi	16/16
2012	Phi	2/2
Totals		18/18
First NFL game and start: at StL (9/11/11)		

COLLEGE HIGHLIGHTS

- Kelce started his final 38 games at Cincinnati during a 47-game career - 26 at left guard and 12 at center
- Started 12 games at center in 2010, and was an All-American honorable mention and All-Big East Conference first-team selection by *The NFL Draft Report*, adding second-team All-Big East honors from the league's coaches
- Helped an inexperienced unit lead the Big East in passing offense (260.7 yards per game), total offense (417.3 yards per game) and scoring offense (27.1 points per game), despite injuries at the quarterback position
- As a junior in 2009, earned All-Big East Conference second-team honors while starting all 13 games at left guard
- In 2008, earned Sophomore All-American third-team and All-Big East Conference second-team honors from *The NFL Draft Report* in his first season as a starter. Lined up at left offensive guard for all thirteen games and paved the way for an offense that averaged 370.6 yards per game
- In 2007, the former walk-on linebacker added over forty pounds to his frame during the offseason, shifting to the offensive line, where he competed in nine games as a reserve at center and both offensive guard positions
- Joined the team as a walk-on in 2006, earning Scout Team Defensive Player of the Year honors while lining up as a 240-pound linebacker


INJURY HISTORY

- Placed on season-ending injured reserved after suffering a partially-torn ACL and a torn MCL during the third quarter vs. Bal (9/16/12)

67 Dennis Kelly

Tackle
6-8, 321
Purdue
2nd year

Born 1/16/90 in Chicago Heights, IL
Marian Catholic HS, Chicago Heights, IL
Acquired - D5-11 (153rd overall)



THREE-STEP DROP

Nickname: DK
Pet: Dog named Harley
Hobbies: Watching movies and professional wrestling, video games and golf
Greatest love besides football: Family
First job: Golf caddy
Career if not in football: Sports management
Bucket list: Take a trip to Ireland
Meal: Dad's spaghetti
Book: *To Kill A Mockingbird*
Movie: *Boondock Saints* and *The Dark Knight Trilogy*
TV show: *How I Met Your Mother*
Music: Killswitch Engage, Breaking Benjamin
Website: Facebook
App: Funny joke apps
Place to visit: Chicago
Philly restaurant: Chickie's & Pete's
Funniest Eagle: Jason Kelce
Full name: Dennis Andrew Kelly

PERSONAL

- A three-year starter at tight end at Marian Catholic HS for coach Dave Mattio
- Was an all-area selection and team captain as a senior and earned all-area honorable mention accolades as a junior
- Also played basketball
- **Favorite aspect of Philadelphia:** "It's close to everything. I love how the sports stadiums and facilities are so close to one another. The city is also close to the beach and it's only an hour or so to New York, also."
- **Best part about playing football:** "The family feeling that a football team provides. Even though there is a competitive nature in every aspect of the sport, it's great to bond with your teammates."
- **Pregame rituals:** "I have a playlist that changes every year and I'll listen to that before every game. I also make it a point to read the game program."
- Claims that actor and stand-up comedian Brad Garrett (Robert Barone from *Everybody Loves Raymond*) would play him in a movie. Said Kelly, "People in college compared me to him because of how deep our voices are." Also said that Jason Momoa (Khal Drogo from HBO's *Game of Thrones*) would be another actor to play him
- Favorite athletes growing up included Ken Griffey, Jr. and Jevon Kearse. Currently likes to watch Derrick Rose and LeBron James
- Working towards a degree in organizational leadership and supervision
- Son of Michael, a retired engineer, and Geralyn, a retired school principal and special ed teacher. Brother, Tim, played football at Eastern Illinois
- He and his fiancée, Jerianna Rhye, reside in South Philadelphia

A young and versatile lineman, Dennis Kelly gained valuable experience starting games at both tackle and guard during his rookie campaign. The Eagles selected Kelly in the fifth round of the 2012 NFL Draft. A four-year letterman at Purdue, Kelly was named a team co-captain as a senior and was a two-time offensive MVP.

2012 HIGHLIGHTS

- Started at RT for the first time in his career at Was. (11/18)
- Made his first-career start, filling in for an injured Danny Watkins at RG vs. Atl. (10/28)

BIRDSEED

- Enjoyed working in the community during his time at Purdue. Kelly would volunteer at the Boys & Girls Club spending time with kids, and he would also work the PALs football camp every summer
- Claims that the biggest influence on his life and career is his entire family. "We're a Southside [Chicago] Irish family, so we share a really tight bond and they've inspired me to get to where I am today."

FAN OF THE SQUARED CIRCLE

An avid professional wrestling fan, Kelly does not let the opportunity pass him by whenever a live WWE show is in town. "I've been to a ton of events, including a few pay-per-views," said Kelly. Also stated that he would like to trade places one day with WWE stars The Rock and The Undertaker. "I would really like to see what a wrestler's daily and yearly schedule is like. It seems like it would be a very interesting profession, but at the same time, a very challenging lifestyle." Kelly added that if he could have dinner with one person in the world, it would be The Undertaker.



IN THE TRENCHES

- **Favorite offensive lineman of all-time:** Former Rams tackle Orlando Pace. "He forever changed the way offensive linemen are labeled. Furthermore, if you have a stat grid created for you as an offensive lineman [referencing Pace], it's certainly telling of how you were as a player."
- **Most challenging aspect of the job:** "Putting everything together both mentally and physically. From your decision making, to reading the defense and various blitz packages, to the different schemes - it takes a lot of patience and concentration."
- **Most underrated attribute at tackle:** "The one-on-one aspect of the game. Although you're competing as an offense and as a line to accomplish certain goals, tackle is the only offensive position where you are put out on an island or out in space and have a protection assignment."
- **Worst part of being 6-8, 321:** "You can't hide anywhere and you always stand out in public. It's always tough to go shopping for shoes, shirts and pants as well. Shirts are either too big or not long enough."

CAREER SERVICE

YEAR	TEAM	GP/GS	First NFL game:
2012	Phi	13/10	9/23/12 at Ari.
Totals		13/10	First NFL start: 10/28/12 vs. Atl.
			Starts by position: 2012: 3 at RG, 7 at RT

95 Mychal Kendricks

Linebacker

6-0, 240

California

2nd year

Born 9/28/90 in Fresno, CA

Hoover HS, Fresno, CA

Acquired - D2a-12 (46th overall)



A second round draft choice of the Eagles in 2012, the speedy and athletic Mychal Kendricks was immediately inserted as a starter on the Eagles defense in his rookie campaign and finished third on the team with 88 tackles, including eight tackles for a loss. A playmaking linebacker at Cal, Kendricks appeared in all 51 games during his four-year career and was named the Pac-12 Defensive Player of the Year following his senior season in 2011.

2012 HIGHLIGHTS

- Collared the most tackles for loss (8) ever by an Eagles rookie since the statistic started being kept in 1999
- Ranked third on the team with 88 tackles and ranked third on the team with 11 knockdowns
- Recorded a career-high nine tackles, including two tackles for a loss, at Was. (11/18)
- Notched the first sack of his career, bringing down Cowboys QB Tony Romo in the second quarter vs. Dal. (11/11). Also, collared eight tackles, including two tackles for a loss
- Started his first career NFL game at Cle. (9/9), and deflected a pass that was intercepted by S Kurt Coleman on the team's one-yard line. Also, added five tackles including one tackle for a loss

ALL-PRO PRAISE

"He's dedicated to studying and knowing everything about his position. He doesn't mind asking questions. A lot of young guys are afraid to ask questions, but Mychal; he's very inquisitive about what he should be doing on certain plays, alignment. He wants to know every intricate detail of his job and that makes a difference."

-All-Pro LB DeMeco Ryans



THREE-STEP DROP



Talent he'd most like to have: Ability to sing
Person he'd trade places with for a day: Oprah
First job: Worked the concession stands for several local semi-pro teams
Collects: Hats and shoes
Nickname: Caveman Kendricks
Meals: Mom's chicken fettucine alfredo and tacos, stepmom Joanne's ribs and dad's fried potatoes
Hobby: Photography
Athletes growing up: Michael Jordan, Terrell Davis, Charles Woodson

BIRDSEED

- Mychal's father, Marvin, was on the Eagles training camp roster in 1972 after playing college football at UCLA, where he led the Bruins in rushing twice in 1970 and 1971. Said Mychal: "He was so happy the day I got drafted here because the Eagles were his team. I remember being so excited, but he may have even been more excited. He followed them all the time when I was growing up. It was a dream come true for the both of us."

- His three brothers all played or currently play college football: Chad (graduated Sacramento State), Terence (graduated Fresno State) and Eric (sophomore at UCLA)
- Most underrated attribute of playing linebacker:** "You need to be a little crazy. All good linebackers either have a few screws loose or a few screws wound too tight. It's a high-contact position and you need to not only not be afraid to constantly hit people, you need to love it. Only crazy people can do that."

- A huge fan of former Broncos running back Terrell Davis growing up, Kendricks donned #30 in college in honor of him

A MAN OF MANY TALENTS



While he was always known for his athletic talents on the field growing up, Kendricks' passion off the field is in the fine arts. In fact, Kendricks attended Bullard Talent, a private school that specializes in the fine arts from kindergarten thru 8th grade. While there, Kendricks acted in plays like Robin Hood, Aladdin and the Lion King. He also learned to dance in hip-hop, urban, tap and jazz styles. Said Kendricks: "I really have an appreciation for all kinds of art and going there really instilled that in me at a young age. I would go there during the day and then play sports for other schools. I remember you'd have to win a raffle to get your kids in, so my mom did that for me and I got lucky."

2012 GAME-BY-GAME STATISTICS

Date	Opp	W/L	P/S	S	A	T	Sac	Hur	Int	Yds	Lg	KD	FF	FR
Sep 9	at Cle	W	1/1	4	1	5	0.0	0	0	0	0	0	0	0
Sep 16	Bal	W	1/1	5	1	6	0.0	0	0	0	0	3	0	0
Sep 23	at Ari	L	1/1	6	1	7	0.0	0	0	0	0	0	0	0
Sep 30	NYG	W	1/1	1	1	2	0.0	1	0	0	0	0	0	0
Oct 7	at Pit	L	1/1	2	3	5	0.0	0	0	0	0	2	0	0
Oct 14	Det	L	1/1	6	1	7	0.0	0	0	0	0	0	0	0
Oct 28	Atl	L	1/0	2	2	4	0.0	0	0	0	0	1	0	0
Nov 5	at NO	L	1/1	5	0	5	0.0	0	0	0	0	0	0	0
Nov 11	Dal	L	1/1	7	1	8	1.0	0	0	0	0	0	0	0
Nov 18	at Was	L	1/1	7	2	9	0.0	0	0	0	0	0	0	0
Nov 26	Car	L	1/1	4	2	6	0.0	0	0	0	0	1	0	0
Dec 2	at Dal	L	1/1	5	0	5	0.0	0	0	0	0	0	0	0
Dec 9	at TB	W	1/1	5	2	7	0.0	0	0	0	0	3	0	0
Dec 13	Cin	L	1/1	4	1	5	0.0	0	0	0	0	1	0	0
Dec 23	Was	L	1/1	7	0	7	0.0	0	0	0	0	0	0	0
Dec 30	at NYG	L	0/0	INACTIVE/CONCUSSION										
Totals				15/14	70	18	88	1.0	1	0	0	0	11	0

CAREER HIGHS

Tackles	9	(11/18/12 at Was.)
Sacks	1.0	(11/11/12 vs. Dal.)

KENDRICKS' CAREER STATISTICS

Year	Team	GP/GS	TACKLES					INTERCEPTIONS					FF	FR	Yds	STT
			Tot	Solo	Ast	Sacks	Yds	Int	Yds	Lg	TD	KD				
2012	Phil.	15/14	88	70	18	1.0	5	0	0	0	0	11	0	0	0	0
TOTALS		15/14	88	70	18	1.0	5	0	0	0	0	11	0	0	0	0

78 David King

Defensive End

6-4, 285

Oklahoma

Rookie

Born 12/27/89 in Houston, TX

Strake Jesuit Prep, Houston, TX

Acquired - D7c-13 (239th overall)



THREE-STEP DROP



Talent he'd most like to have: Ability to play the acoustic guitar and sing

Dinner guest: "One last dinner with my mom."

First job: Gardening for a local store and being paid in vegetables

Hobbies: Video games and movies

Meal: Double bacon cheeseburger with a strawberry lemonade

Movie: *Gladiator*

TV show: *Law & Order: SVU, White Collar, Dexter*

Nickname: Maximus

Twitter: @king_maximus93

A former defensive standout at the University of Oklahoma, David King was selected by the Eagles in the seventh round of the 2013 NFL Draft. A second-team All-Big 12 selection as a senior, King appeared in 43 games (21 starts) for the Sooners, recording 70 tackles, seven tackles for a loss and 5.5 sacks in his career. King attended Strake Jesuit Prep in Houston, where he was elected to the All-Greater Houston team by *The Houston Chronicle* and was a unanimous district Defensive MVP honoree.

BIRDSEED

- Despite growing up in Texas, King was always a fan of the Eagles. His love for the team started back in 1999 when Donovan McNabb was drafted with the second overall pick by the franchise. As the years went on, he became a bigger fan and, in fact, his first Facebook profile picture was an image of Jevon Kearse. Some of his other favorite Eagles included Corey Simon, Jeremiah Trotter, Lito Sheppard, Hank Baskett and current teammate Trent Cole

GLADYS KING, A GUARDIAN ANGEL



During his time at Oklahoma, King had to overcome a personal tragedy when his mother, Gladys King, passed away in 2010. Part of a single-parent family, King received a large amount of support from his loving aunts and cousins, as well as his teammates and coaches at Oklahoma, who helped assist him during a time of need. King also found comfort in the home of his best friend, Jeff McVaney, whose family became a large part of King's life. "They've been huge," King said. "You can call them an extended family, but they are my family. They support me as a part of their family and, for that, I'm thankful for them. They've become a huge part of helping me become the man I am today."



PERSONAL

- Most memorable football moment for King growing up was when he returned a 19-yard fumble recovery for a touchdown against the University of Texas as a junior. "Oklahoma and Texas is one of the biggest rivalries in all of sports, so it was a great feeling to pick up the football and cross the endzone. What made it even more special was the fact that I ran into the endzone where the Texas fans were sitting."
- Says that if any actor would play him in a movie, it would be "the *Allstate Insurance* guy" Dennis Haysbert. Haysbert has appeared on the popular television series *24* and *The Unit*, but is best known for his character Pedro Cerrano in *Major League*. "My friends in college said that we both have the same deep voice," said King

- **Pregame ritual:** "Before each game, when I'm putting my uniform on, I have to tape up my right wrists first and then my left wrists second. I also have to listen to my favorite song "Candy" by Cameo
- Claims that football is the biggest teacher in life. Said King, "Playing the sport of football takes hard work, discipline and concentration. It manages your success and failure and helps overcome life's obstacles."
- Starred at Strake Jesuit Prep, where he was named the unanimous district Defensive MVP and was elected to the All-Greater Houston team by *The Houston Chronicle*
- Racked up 46 tackles as well as nine tackles for a loss, 4.5 sacks, six quarterback pressures and one interception as a senior
- Rated as the #11 defensive end in the nation by *Scout.com* and the #16 strong side defensive end in the nation by *Rivals.com*
- Also played basketball as a freshman and threw the shotput as a sophomore, junior and senior
- His faith, family and friends are his greatest loves outside of football
- Has a half-sister, Anjetta
- Earned his degree in human relations

FROM "THE PREP" TO THE PROS



Due to his hard work and dedication both on the football field and in the classroom, King was awarded with a free education that started in middle school and continued into college. Prior to his tenure at Strake Jesuit Prep, he was granted a scholarship at Houston PREP. The institution's mission is to help underprivileged children get into private schools. "We had meetings every Saturday, we were involved in community service and I took summer classes," said King. "Going to [Houston PREP] helped tremendously and it opened many doors in my life."



4 G.J. Kinne

Quarterback

6-2, 234


Tulsa

1st year

Born 12/1/88 in Gilmer, TX

Gilmer HS, Gilmer, TX

Acquired - FA (13)



THREE-STEP DROP



First job: Working in an oil field in Oklahoma

Greatest love besides football: Coaching his two younger brothers

First football team: The Panthers in third grade -- "The Eagles were my second team."

Favorite teams/athletes growing up: Philadelphia Eagles/Brett Favre and Donovan McNabb

Athletes to watch now: LeBron James

Movie: *Forrest Gump*

TV show: *Two and a Half Men* (with Charlie Sheen)

Musician: Josh Abbott Band

Funniest Eagle: Riley Cooper

Favorite Philly restaurant: Jim's Steaks

Favorite person to follow on Twitter: @Eagles

A former standout at the University of Tulsa, G.J. Kinne was signed by the Eagles during the 2013 offseason. Kinne, a former pupil of offensive quality control coach Press Taylor and teammate of WR Damaris Johnson while with the Golden Hurricane, was originally signed by the New York Jets as a rookie free agent in 2012. After being released by the Jets in June, Kinne held stints with the Omaha Nighthawks of the UFL and the San Antonio Talons of the Arena Football League. A native of Mesquite, TX, Kinne was named the 2010 Conference USA Offensive Player of the Year and finished his collegiate career ranked second in school history in passing yards (9,472), total offense (10,831 yards) and passing touchdowns (81).

BIRDSEED

- Was teammates with Eagles WR Damaris Johnson at Tulsa, and helped the wideout become the NCAA's all-time leader in all-purpose yardage. Kinne considers Johnson one of his best friends and said it is a "dream come true" to be reunited with his former teammate. With fewer than 4,000 undergraduate students enrolled, Tulsa is the smallest school in the Football Bowl Subdivision (FBS), with one in every 10 students participating in varsity athletics, making the reunion of the two Golden Hurricane standouts even more unlikely
- G.J.'s father, Gary Joe Kinne, attended training camp with the Eagles in 1990 following a standout career at Baylor. G.J. grew up an Eagles fan due to his dad's stint with the team and admired Eagles QB Donovan McNabb
- **Favorite personal moment in sports growing up:** Traveling to Notre Dame and defeating the Fighting Irish, 28-27, in 2010. Kinne led the Golden Hurricane to a touchdown on their opening drive and completed 18-of-34 passes for 196 yards and one score (a nine-yard pass to Damaris Johnson), while leading the team in rushing with 20 carries for 78 yards
- Believes that the most underrated attribute at the quarterback position is the ability to extend the play and be a playmaker outside of the pocket. I, Kinne proved to be a threat to score through the air and on the ground. In his three years with the Golden Hurricane, Kinne rushed for 1,359 yards and 15 scores, while leading the team in rushing in both his sophomore and junior campaigns

PERSONAL

- Was a prep All-American quarterback at Gilmer High School where he finished his career ranked third in Texas high school history in passing yards (11,695) and second in touchdown passes (130). He also rushed for 3,327 yards and 48 touchdowns in his four seasons
- A four-year starter at quarterback and also started as a free safety for three years, he accounted for touchdowns in six different ways (pass, rush, receiving, kick return, punt return and interception return) in high school
- As a senior, he threw for 3,216 yards and 47 touchdowns with only one interception, while rushing for 400 yards and 11 touchdowns, garnering Class 3A Offensive Player of the Year honors from the Associated Press and the Texas Sports Writers Association
- Played his senior season at Gilmer High School and his first three years at Canton (TX) High School and led his teams to an overall 38-9 record
- Majored in business at Tulsa
- Son of Gary Joe Kinne and Jocelyne Carter and has three siblings, McLane Carter, Landry Kinne and Kellie Kinne
- Has two dogs: Gus, an American Bulldog, and Captain, a Jack Russell Terrier
- Full name is Gary Joe Kinne

MIRACULOUS RECOVERY

While Kinne was a junior at Canton High School, his father, former Baylor linebacker and then-Canton football coach Gary Joe Kinne, was shot in the chest by a disgruntled parent of one of the players in the school's football program. G.J. was told by a police officer that his father had passed away, only to find out later that Gary Joe had survived his injuries despite being given a 10 percent chance to live. Five surgeries and three weeks later, Gary Joe was released from the hospital.



"Obviously, that was a very difficult time," said Kinne. "It forced me to grow up really fast. I thought I was mentally tough as a kid, but that really put everything into perspective. Family is the most important thing."

Amazingly, Gary Joe returned to the sidelines later that year and is currently the director of athletics at Sherman (TX) High School.

54 Jake Knott

Linebacker

6-3, 252


Iowa St.

Rookie

Born 10/24/90 in Kansas City, MO

Waukee HS, Waukee, IA

Acquired - Rookie FA (2013)



A college standout at Iowa State, Jake Knott signed with the Eagles as a rookie free agent during the 2013 offseason. A first-team All-Big 12 honoree, Knott collared 347 tackles, eight interceptions and 10 forced fumbles during his four-year career. Despite suffering a shoulder injury that prematurely ended his senior season, he earned first-team All-Big 12 honors and finished the season with 79 tackles, which moved him into sixth place on the Cyclones' all-time tackle leaderboard.

BIRDSEED

- One of the most challenging times in Knott's life took place as a senior at Iowa State. After tearing his labrum against Baylor as a junior, he underwent surgery and rehabbed his way back to full strength until he reaggravated his left shoulder in 2012 at Oklahoma State. Looking at the upcoming schedule, it was doubtful as to whether he was going to play. After much perseverance and a week with his arm in a sling, Knott returned to the field and helped lead the Cyclones to a homecoming victory over Baylor. His 11 tackles and forced fumble in the game awarded him with Big 12 Defensive Player of the Week honors

COLLEGE HIGHLIGHTS

- A first-team All-Big 12 honoree, Knott recorded 347 tackles (sixth all-time in school history), eight interceptions (the most by an Iowa State linebacker) and 10 forced fumbles
- In 2012, was named to the preseason All-Big 12 first team, the 2012 Butkus Award Watch List, the 2012 Rotary Lombardi Award Watch List, the 2012 Nagurski Award Watch List and the 2012 Bednarik Award Watch List
- As a senior co-captain in 2012, despite missing the team's final five games to a shoulder injury, earned first-team All-Big 12 honors after totaling 79 tackles (six for loss), five pass breakups, two interceptions and two forced fumbles
- Co-captained the Cyclones as a junior in 2011 and was named first-team All-Big 12 by the *Associated Press* and second-team all-league from the coaches after finishing second on the team and third in the conference with 115 tackles. Also recorded four forced fumbles, two interceptions, three pass breakups and one fumble recovery
- Posted six games in 2011 with at least 10 tackles
- Received honorable mention recognition for the Big 12 defensive player of the year award as a sophomore in 2010 after collaring 130 tackles, five pass breakups, four interceptions and four forced fumbles in 12 games
- Was honored with the 2010 Al and Dean Knudson Award, which is presented annually to the team's outstanding defensive player
- In 2010, his 10.8 tackle per game average ranked second in the conference and 12th nationally
- Played in every game as a true freshman in 2009 and finished the season with 23 tackles and one pass breakup

PERSONAL

- **Underrated attribute needed as a linebacker:** "You have to be a game-plan-type of linebacker. You have to learn to adjust every single week and you have to get in the mind of the opposing offensive coordinator."
- As a pregame ritual, studies a "tips and reminders sheet" to help him prepare for the matchup
- Named to the elite all-state team and earned Class 4A first-team all-state honors by *The Des Moines Register* after recording 99 tackles with seven tackles for a loss, three sacks and two interceptions as a senior at Waukee High School
- Also saw time as a receiver on offense, catching 37 passes for 844 yards and five touchdowns
- Was the ninth-ranked prospect in Iowa as a senior
- Lettered in baseball and track & field, and was offered baseball scholarships by Iowa and Northern Iowa
- Son of Tim and Laura Knott. Tim is the vice president of underwriting for an insurance company and Laura works in the donation department for a theme park. Claims that his parents have been the biggest influence on his life and football career
- Has an older sister, Kara, and a younger brother, Luke. Luke is a defensive back at Iowa State and was a teammate of his brother, Jake, for one year as a redshirt freshman in 2012
- Earned his degree in business management
- Follow on Twitter: @Jknott20

THREE-STEP DROP

Hobbies: Working out, golfing
Career if not in football: Playing baseball
Trade places with for a day: His late grandfather, Joseph Allen
Dinner guests: His parents and grandfather together
Favorite sports moment: Recording the game-winning interception against Iowa as a senior
Meal: Steak
Movie: *Gladiator*
Music: Leans towards country, but mostly everything
Quote: "The pain of discipline is far less than the pain of regret."
Nickname: "Knotter"

HOMERUN HITTER

An accomplished baseball player growing up, Knott was originally offered a few scholarships out of high school. In fact, as a sophomore, he participated in a baseball showcase at Kauffman Stadium, the home of the Kansas City Royals, where he belted a home run during a live scrimmage. Weeks after signing with the Eagles, he returned to the field and threw out the first pitch at a Royals game.



78 Matt Kopa

Tackle
6-6, 310
Stanford
2nd year
Born 2/25/87 in Elk Grove, CA
Elk Grove HS, Elk Grove, CA
Acquired - FA 2012



THREE-STEP DROP



Favorite teams growing up: Cleveland Browns and Indians
Collects: Mechanical watches
Actor that would play him in a movie: The Rock
Personal moment in sports growing up: Returning a fumble for a TD to win the game in the sectional playoffs in high school
Most played band on his iPod: AC/DC
Meal: Ribeye steak
App: What's That Phrase?
Philly Restaurant: Tony Luke's
Hobby: Reading
First job: Intern at a microprocessing company

An intelligent and versatile tackle, Matt Kopa latched on with the Eagles in December of 2012 after spending the majority of the previous two seasons on the New England Patriots practice squad. Originally a rookie free agent signing of San Francisco in 2010, Kopa was on the 49ers practice squad until midseason of his rookie campaign before signing to the Miami Dolphins active roster. Kopa began his collegiate career as a defensive lineman at Stanford before transitioning to the offensive line following his sophomore season.

COLLEGE HIGHLIGHTS

- Appeared in 35 games with seven starts at Stanford
- Started the 2009 season opener at right tackle before missing the remainder of the season with an injured foot
- As a junior, played in 11 games and earned starts in the last six games of the season. Made five starts at right tackle before moving over to left guard for the season finale
- Assisted in paving the way for a Stanford running game that finished second in the Pac-10 in rushing offense (199.6 ypg)
- Made the transition from defensive tackle and blocking tight end to offensive tackle following the 2007 season, after seeing action in 23 games as a defensive player during his freshman and sophomore seasons
- Redshirted in 2005

IN THE TRENCHES

- **Best part of being an o-lineman:** "The physicality on every play."
- **Most challenging aspect of the job:** "Having perfect technique."
- **Most memorable block:** "I had a great block against Brian Cushing when we played USC in college and we got a 60-yard run on the play."
- **Best player he's ever lined up against:** Vince Wilfork
- **Best and worst part of being 6-6, 310:** "Best - I get to eat as much as possible. Worst - fitting into airplane seats."

PERSONAL

- Son of Ron and Ellen Kopa. Has a younger sister, Cassie
- Was a PrepStar All-American at Elk Grove (Calif.) High School
- Named first team All-Delta League, all-city and all-section as a senior, after notching 57 tackles, four sacks, two forced fumbles and three fumble recoveries while playing on both the offensive and defensive lines
- Also played basketball at Elk Grove
- Selected as a 2005 scholar-athlete by the National Football Foundation and the College Football Hall of Fame
- Member of the California Scholastic Federation
- Earned his degree in mechanical engineering

OFFENSIVE ENGINEER



After earning his degree in mechanical engineering at Stanford, Kopa has plans to one day work at an engineering firm when his football days are over. "I've always had a passion for seeing how things work," said Kopa. "I like taking things apart, then piecing them back together again."

One of Kopa's projects in college was building a mechanical alligator. Said Kopa: "We had to make sure it could travel through different types of terrain, basically everything that a real alligator would encounter in the wild. It was really cool."

CAREER SERVICE

YEAR	TEAM	GP/GS
2010	Mia.	0/0
2012	Phil.	0/0
Totals		0/0

73 Joe Kruger

Defensive End

6-6, 269

Utah

Rookie

Born 6/4/92 in Orem, UT

Pleasant Grove HS, Pleasant Grove, UT

Acquired - D7a-13 (212th overall)



THREE-STEP DROP

Hobbies: Swimming, scuba diving, spending time with family

Trade places with for a day: "Any Roman emperor."

Dinner guest: Thomas S. Monson, an American religious leader and author

If not in football: "Finishing up school and earning my master's degree."

Actor to play him in a movie: Bill Nighy, known for his character "Viktor" in the movie *Underworld*

Favorite athlete: Steve Nash

Bucket list: Traveling the world

Meal: Pasta

TV show: *Game of Thrones*

Music: Classical

Twitter: @jkruger99

The brother of Cleveland Browns OLB Paul Kruger, Joe Kruger was selected by the Eagles in the seventh round of the 2013 NFL Draft. An honorable mention All-Pac-12 selection as a junior, he appeared in 37 of 38 games at Utah, collaring 69 tackles, nine sacks, 14 tackles for a loss, three forced fumbles and an interception. A native of Orem, UT, Kruger earned all-state and all-conference honors as a senior at Pleasant Grove High School after leading the state of Utah with 15 sacks.

BIRDSEED

- Kruger's father, Paul, played football at Oregon State, while his brother, Paul, was an all-conference defensive end for Utah in 2008 and is currently a member of the Cleveland Browns. His brother, Dave, was a four-year starting defensive tackle at Utah and signed with the Browns as a rookie free agent during the 2013 offseason. His brother-in-law, Tony Bergstrom, was an All-Pac-12 offensive lineman at Utah and was a third-round selection of the Oakland Raiders in 2011

COLLEGE HIGHLIGHTS

- Appeared in 37 of 38 games during his three seasons at Utah, where he collared 69 tackles, nine sacks, 14 tackles for a loss, three forced fumbles and one interception for the Utes
- Earned honorable mention All-Pac-12 honors as a junior after totaling 30 tackles, eight tackles for a loss and a team-high six sacks in 11 games (seven starts) at right defensive end
- Returned an interception, the first of his career, 24 yards for a touchdown against Northern Colorado as a junior
- Played in all 13 games (seven starts) as a sophomore, registering 35 tackles, five tackles for a loss, three sacks and a forced fumble
- Appeared in all 13 games as a true freshman in 2010 and recorded four tackles after seeing action primarily on special teams
- Named Academic All-Mountain West Conference as a freshman

PERSONAL

- **Favorite sports moment growing up:** "It's every defensive end's dream to intercept the football and return it for a touchdown and I was fortunate enough to do that last year," said Kruger. With 10 minutes remaining in regulation while holding a 34-0 lead, Kruger picked off the Northern Colorado QB and returned it 24 yards for a touchdown en route to a 41-0 Utah victory

- Earned first-team all-state and all-conference honors at Pleasant Grove High School as a senior in 2009
- Led the state in sacks (15) and collared 51 tackles his senior season and ranked among the top 25 defensive end prospects in the country by *Rivals.com*
- Also competed in basketball, baseball and track & field
- Son of Paul and Jennifer Kruger, and has three brothers and two sisters
- Majored in economics

THERE'S ALWAYS A SILVER LINING

Joe's older brother, Paul, has been a major influence on his life not just because of his NFL success, but of his resiliency after two near-death experiences. As a teenager, Paul lost one of his kidneys and spleen in a bizarre Jeep accident and then suffered a collapsed lung after being stabbed by a stranger in downtown Salt Lake City while hosting his younger brother, Dave, on a college recruiting trip. "My brother has been through a lot," said Joe. "He has set a good example for me and has been a fantastic big brother. What really impressed me was the fact that Paul returned to the football field less than a year after his stabbing and helped lead Utah to an undefeated season. Now that I am in the NFL, he has done a great job of showing me the ropes."



Pictured from left to right: Dave, Joe, Paul Kruger

35 Trevard Lindley

Cornerback

6-0, 183

Kentucky

2nd year

Born 2/2/86 in Lithia Springs, GA

Hiram HS, Hiram, GA

Acquired - D4a-10 (105th overall)



THREE-STEP DROP

Most played artist on his iPod: Gucci Mane

Favorite meal: Pork chops, mashed potatoes, greens and mac & cheese

Person he'd like to trade places with for a day: Donald Trump

Car: Ferrari

TV Show: *Two and a Half Men*

Actor that would play him in a movie: Denzel Washington

Place to visit: New York City

Nicknames: T-Swag, Trey-Easy, Trey

App: Flixter

Athlete growing up: Deion Sanders

Funniest Eagle: LeSean McCoy

Philly restaurant: Max Brenner

Current athlete: Champ Bailey

A fourth round draft pick of the Eagles in 2010, Trevard Lindley (pronounced tre-VARD) re-signed with the team on 1/2/13 after spending the 2012 season out of football. Lindley appeared in 11 games (one start) in his rookie campaign and tallied 21 tackles and an interception. He spent training camp and preseason with the team in 2011 and 2012, but was released prior to the first game of the regular season in both years. A four-year starter at Kentucky, he tallied 158 tackles and 10 interceptions while also notching a school-record 34 pass breakups.

BIRDSEED

- A talented artist who has completed his bachelor's degree in art studio, Lindley enjoys drawing cartoon characters and completed a comic book strip in college. "My older brother, Terry, used to draw when he was younger and I copied him. That's how I got started and I enjoy it." Lindley says he would like to design a cartoon character for an animated movie one day
- Says his greatest love besides football is going to the movies. His dream one day would be to have a part in a movie with either one of his two favorite actors, Denzel Washington and Will Smith. "I don't care if I was a co-star or an extra. That would definitely be on my bucket list."

PERSONAL

- Parents are Terry, Sr. and Stephanie. Terry, Sr. works in irrigation in Dallas, GA, and Stephanie works as a mail carrier. Also has two brothers, Terry, Jr. and Terrance, and one sister, Cheyenne. Terry, Jr. was a cornerback at Tennessee-Chattanooga
- Three-year starter at cornerback and a two-year regular at running back at Hiram (GA) HS

- "Trevard is very fast, yet he runs so smoothly that he makes it look effortless," said high school coach Lynn Rowe. "He has a very unassuming personality and he does everything so naturally that you don't realize how much he's done until you look at the stats after the game."
- Also earned three letters in basketball in high school, helping his team advance to the state tournament his junior year
- Four-year letterman in track, competing in the triple jump, 100- and 200-meter dashes, and the 4x100-meter relay. Won the regional meet in the 200 as a junior and competed in the state meet in the 100 and 200
- Claims his favorite moment in sports was celebrating a touchdown when he was 8 years old. "I just remember going into the endzone and standing there with my hands in the air. It wasn't my first touchdown or anything, that one just sticks out in my mind."
- His first job was helping to renovate a hotel after his senior year in high school. "We took down the wallpaper and put up all the beds and stuff, it was a good experience. My high school coach set it up for me. I definitely worked hard that summer."
- Follow Trevard on Twitter: @TreyLindley32

LINDLEY'S CAREER STATISTICS

Year	Team	GP/GS	TACKLES					INTERCEPTIONS					FF	FR	Yds	STT
			Tot	Solo	Ast	Sack	Yds	Int	Yds	Lg	TD	KD				
2010	Phil.	11/1	21	20	1	0.0	0	1	8	8	0	2	0	1	0	4
TOTALS		11/1	21	20	1	0.0	0	1	8	8	0	2	0	1	0	4
PLAYOFFS																
2010	Phil.	1/0	0	0	0	0.0	0	0	0	0	0	0	0	0	0	0
TOTALS		1/0	0	0	0	0.0	0	0	0	0	0	0	0	0	0	0

CAREER HIGHS

Tackles	6	(1/2/11 vs. Dal.)
INTs	1	(10/10/10 at SF)
INT Lg	8	(10/10/10 at SF)

96 Bennie Logan

Defensive Tackle

6-2, 309


LSU

Rookie

Born 12/28/89 in Shreveport, LA

Red River HS, Coushatta, LA

Acquired - D3-13 (67th overall)



A key contributor to one of the nation's top defensive lines, Bennie Logan was selected in the third round (67th overall) of the 2013 NFL Draft by the Eagles. A 2012 All-SEC second-team selection by the *Associated Press*, Logan played in 30 games (25 starts) at LSU, and concluded his three-year career with 107 tackles, 12.5 tackles for loss and five sacks. The Coushatta, LA, native played an integral part in helping the Tigers rank among the top defenses in the nation as the program was rated fifth against the run (90.1 ypg) in 2011 and ninth in 2012 (101.6 ypg).

BIRDSEED

- Credits his grandmother, Ella Faye Bonner, and his cousin, Harry Gary, as the two biggest influences in his life. "My grandmother is my hero because when my mother passed away, she took me in and raised me from junior high to high school and even helped me through college," said Logan. "My cousin, Harry, pushed me to work hard and motivated me and stayed on me. He paid for me to go to LSU's camp and that's when I really came onto the scene. Without him helping me by paying for me to go the camp and by pushing me to work hard, I wouldn't be in the place that I am right now."

LUCKY NO. 18



At LSU, it has become a customary tradition for a player who possesses a selfless attitude to don the prestigious No. 18 jersey. The tradition of the number, which has become synonymous with success both on and off the field, originated in 2003 when LSU QB Matt Mauck helped guide the school to its first national championship since 1958. Entering his junior season, Logan was presented with the honor by graduating LSU DB Brandon Taylor. Former Tigers who have worn the number included RB Richard Murphy, TE Richard Dickson and RB Jacob Hester.

Said Logan: "Number 18 is passed on for good leadership on and off the field, good character, taking care of business, not causing any problems, going to class. The coaches, training staff, equipment staff, those guys vote on who should wear number 18. So if you have friends on the team, they can't vote for you because they like you. This is voted strictly by people who have authority."



PERSONAL

- If Logan could trade places with one person for one day, he would like to experience what it is like to be homeless. "I come from a background that wasn't the best and it would be interesting to see how it is to live without a house and to have to look for food every day. It would make you more appreciative and would make you stop taking things for granted."
- Logan's hobbies include horseback riding, four-wheeling, hunting and playing basketball. "I'm a country boy. I just enjoy doing anything outside and being in the outdoors."
- A four-year starter at Red River HS, earned District 3-2A Defensive MVP and 2A first-team honors as a senior after registering 116 tackles, 30 tackles for loss and 15 sacks
- Selected as the District 3-2A Defensive Co-MVP and received first-team all-state accolades following a junior season where he posted 93 tackles and 15 tackles for loss
- Was originally rated as the No. 9 player in the state of Louisiana by *Rivals.com*
- Also participated in track and field (discus, shotput and javelin) and played basketball in high school
- Son of Bennie Frost and the late Sandra Logan
- Has seven siblings - Lacey, Jeremy, Corey, Adrian, Jessica, Carl and Mark
- Majored in general studies
- Follow Logan on Twitter: @da_king_son18

THREE-STEP DROP



Nicknames: "Mad Dog", "Smoke"

Favorite teams/athletes growing up: New York Giants/Justin Tuck and Michael Strahan

Favorite athletes to watch now: Kevin Durant and Derrick Rose

First job: Mowing grass for \$10 a yard

Bucket list: Travel to Africa and tour the continent

Most played artists on his iPod: Meek Mills, Rick Ross, Lil Wayne, Lil Boosie

Favorite movie: *Life*

Favorite TV show: *Family Guy*, *The First 48*

Favorite meal: Pasta, chicken fettuccine, chicken etouffee

Funniest Eagle: DT Antonio Dixon

Favorite Philly restaurant: Tony Luke's

LAWFUL LOGAN

Logan believes that if he wasn't playing football, he would like to enter the law enforcement field, either as an FBI agent or a U.S. Marshal. "Growing up as a little kid, I always wanted to be a fire fighter or a police officer," Logan stated. "As I got older, I learned more about the expert fields of law enforcement. I started watching more shows about the U.S. Marshals and the FBI and saw all the things that they do. It made me want to travel all over the world and hunt for fugitives like they do."

18 Jeremy Maclin

Wide Receiver

6-0, 198

Missouri

5th year

Born 5/11/88 in St. Louis, MO

Kirkwood HS, Kirkwood, MO

Acquired - D1-09 (19th overall)



Regarded by many as one of the toughest players in the Eagles locker room, Maclin has successfully battled through adversity on and off the field throughout his life and symbolizes a productive, reliable and explosive receiver in the Eagles offense. Since joining the squad as a first round draft pick in 2009, Maclin has collected a team-high 258 receptions.

BIRDSEED

- After enduring a difficult childhood in which he was abandoned by his father, Maclin was primarily raised by Jeff Parres and his wife, Cindy. Jeff, a urologist, was Maclin's little league football coach when he was nine years old. Maclin spent a lot of time with the Parres family growing up and by the time he was a sophomore in high school, he was living with them full-time. Jeremy also remains close with his biological mother, Cleo, and his two older brothers, Roshon and Andre. "There are a lot of people in my life who have influenced me to get to this point. Obviously, the family I lived with. They definitely played a big part in why I'm here. I learned a lot of things from my real family, too ... I feel like I've gone through a lot of stuff in my life, throughout my childhood. I feel like there's not much that can really faze me. That's why I feel like I'm fine with anything thrown out there against me."



Maclin became the 8th receiver in NFL history to have at least 55 catches and 750 yards in each of his first four seasons, joining Gary Clark, Larry Fitzgerald, Joey Galloway, Marvin Harrison, Keyshawn Johnson, Sterling Sharpe and Randy Moss

CAREER HIGHLIGHTS

- 15 of his 26 career TD receptions have come in the red zone
- In 2011, Maclin, DeSean Jackson and Brent Celek became the first trio of teammates to each post 800+ yards in team history
- Maclin (21 years old), Celek (24), and Jackson (23) became the first trio of teammates age 24-years-old-or-younger in NFL history to each post 50+ catches, 750+ yards and 4+ touchdowns in a season in 2009
- Became the first Eagles rookie to ever post two 40+ yard TD receptions in the same game (51 and 40 yards vs. TB on 10/11/09)
- Set an Eagles postseason record with 146 receiving yards at Dal. (1/9/10). His 146 yards were the most ever by a rookie in the postseason. Also became the youngest player (21 years old) in NFL history with a postseason TD catch on a career-long 76 yarder from Michael Vick

THREE-STEP DROP



Favorite Vacation Spot: San Juan, Puerto Rico

Pets: Miniature bull terrier, Diesel

Favorite Athlete to Watch Now: LeBron James

Favorite Athletes growing up: Torry Holt, Isaac Bruce, Ozzie Smith, Ray Lankford, and Willie McGee

Hobbies: Xbox, Call of Duty, juggling

First job: Cutting lawns in his neighborhood

Favorite game: Dominos

Favorite TV show: Law and Order SVU

Favorite Food: His mom's sweet potatoes and sweet potato pie

Funniest Eagle: LeSean McCoy

Favorite Philadelphia restaurant: Del Frisco's

Favorite Car: Mercedes CLS550 Coupe

2012 HIGHLIGHTS

- Led team with 69 catches, 857 receiving yards, and 7 touchdowns
- Had a team-high 116 receiving yards on 8 catches vs. Was. (12/23)
- Caught the game-winning touchdown, a one-yard pass from Foles, as time expired to give the Eagles a 23-21 victory at Tampa Bay (12/9). Also tallied a team-best nine catches for 104 yards
- Amassed team-highs with eight catches and 93 yards, including a 44-yard TD from Foles in the third quarter vs. Dal. (11/11)
- Registered a season-high 130 receiving yards on 6 catches, including a 70-yard TD reception, the third-longest of his career, late in the fourth quarter vs. Det. (10/14)
- Posted team highs with seven catches and 96 yards, including an 18-yard TD catch, in the Eagles 17-16 win at Cle. (9/9)

MACLIN'S MOTHER'S DAY MIRACLES

In 2013, Jeremy hosted the first annual Maclin's Mother's Day Miracles in which five boys - all 12 years or older and raised by single mothers - were chosen because they excelled in school and were involved in their communities. With Maclin's assistance, they surprised their mothers with flowers, a day at the Bellevue spa, dinner gift certificates and Eagles tickets



"Obviously, I never had money growing up. But I knew how much this day meant because I saw the struggles that my real Mom had growing up," Maclin said. "I saw it, I witnessed it, I lived it."

JEREMY MACLIN FOUNDATION (JMF)

Maclin provides assistance to youth and families forced into alternative living situations. Through monetary and emotional support, goal setting, and mentoring at signature events, JMF strives to help families move in a positive direction while encouraging youth from these situations to use academics and their talents to overcome obstacles




18 Jeremy Maclin



PERSONAL

- Resides in South Jersey
- Annually provides kids in the Kirkwood-Meacham Park Area with a back pack full of school year essentials. In 2012, J-Mac's Back To School Packs provided 200 underprivileged families with school supplies back in his hometown.
- Began playing football at the age of nine as a running back, defensive end and linebacker for the Kirkwood (MO) Cowboys. Scored 32 TDs in his first season and helped his team to a 72-3 record over four seasons, including a national championship at the age of 11 when they beat a team from Tucker, GA, in Florida
- Attended Kirkwood HS, where he was considered the top wide receiver and one of the top overall prospects to come out of the state of Missouri in 2006. Maclin scored 55 career touchdowns in HS as a receiver, defensive back and return specialist
- Also starred in basketball at Kirkwood, earning honorable-mention All-State and first-team All-Conference as a junior guard, averaging 13.3 points, 5.2 assists and 4.1 steals per game. Chose to pursue football in college because of his love for the game. "Football was the sport that I loved. I woke up every day and couldn't imagine not playing football."
- Created two annual scholarships: the Jeremy Maclin Football Endowment at the University of Missouri as well as the National Football Foundation and College Hall of Fame Jeremy Maclin Scholarship
- In 2012, partnered with the Delaware Valley chapter of the National Adoption Center to bring adopted children and their families to a home game as well as a meet and greet with Jeremy afterwards
- Majored in sociology



MACLIN'S CAREER STATISTICS

Year	Team	GP/GS	No	Yds	Avg	Lg	TD
2009	Phil.	15/13	56	773	13.8	56	4
2010	Phil.	16/16	70	964	13.8	83t	10
2011	Phil.	13/13	63	859	13.6	59	5
2012	Phil.	15/15	69	857	12.4	70t	7
TOTALS		59/57	258	3453	13.4	83t	26

PLAYOFFS

2009	Phil.	1/1	7	146	20.9	76t	1
2010	Phil.	1/1	3	73	24.3	44	0
TOTALS		2/2	10	219	21.9	76t	1

ADDITIONAL CAREER STATISTICS

KICKOFF RETURNS: 2009 (7-124-28LG), 2010 (1-22)
PLAYOFF KICKOFF RETURNS: 2009 (2-41-21LG)
PUNT RETURNS: 2009 (6-30-27LG), 2010 (3-17-9LG), 2011 (4-29-11LG)
RUSHING: 2009 [2-(-7)], 2010 (3-36), 2011 (1-1)

MACLIN'S COMMITMENT TO YOUTH FOOTBALL

In addition to donating time, money, and equipment to both the West Deptford, NJ, and Kirkwood, MO, youth football leagues, Maclin also holds annual football camps in both locations. Maclin said, "We learn as much from them as they do from us. These kids never forget to have fun. They want to get better but these kids are out here to have fun. That's important to never forget."



EAGLES RECEIVER PRODUCTION THRU FIRST FOUR YEARS

Player	Rec.	Player	Yds	Player	TD
Jeremy Maclin	258	DeSean Jackson	4096	Mike Quick	34
Keith Jackson	242	Mike Quick	3864	Calvin Williams	29
DeSean Jackson	230	Jeremy Maclin	3453	Pete Pihos	28
Mike Quick	213	Fred Barnett	2922	Bobby Walston	27
Charle Young	197	Ben Hawkins	2876	Jeremy Maclin	26

100-YARD RECEIVING GAMES (10)

Yards	Date	Opponent	Rec.	TDs
171	9/18/11	at Atl (L)	13	2
159	10/17/10	vs. Atl (W)	7	2
146	1/09/10	at Dal (L)*	7	1
142	10/11/09	vs. TB (W)	6	2
130	10/14/12	vs. Det (L)	6	1
120	11/21/10	vs. NYG (W)	9	0
116	12/23/12	vs. Was (L)	8	1
105	1/01/12	vs. Was (W)	8	0
104	12/09/12	at TB (W)	9	1
101	10/16/11	at Was (W)	5	0

* Playoffs

MULTI TOUCHDOWN GAMES (5)

Yards	Date	Opponent	Rec.	TDs
171	9/18/11	at Atl (L)	13	2
59	12/19/10	at NYG (W)	7	2
159	10/17/10	vs. Atl (W)	7	2
83	9/26/10	at Jac (W)	4	2
142	10/11/09	vs. TB (W)	6	2

CAREER HIGHS

Receptions	13	(9/18/11 at Atl)
Yards	171	(9/18/11 at Atl)
Long	83t	(10/17/10 vs. Atl)
TDs	2	(5x - 9/18/11 at Atl)

2012 GAME-BY-GAME

Date	Opp.	W/L	P/S	No	Yds	Avg	Lg	TD	
Sep 9	at Cle	W	1/1	7	96	13.7	46	1	
Sep 16	Bal	W	1/1	1	23	23.0	23	1	
Sep 23	at Ari	L	0/0	INACTIVE/HIP					
Sep 30	NYG	W	1/1	1	7	7.0	7	0	
Oct 7	at Pit	L	1/1	5	39	7.8	11	0	
Oct 14	Det	L	1/1	6	130	21.7	70t	1	
Oct 28	Atl	L	1/1	6	33	5.5	12	0	
Nov 5	at NO	L	1/1	2	28	14.0	22	0	
Nov 11	Dal	L	1/1	8	93	11.6	44t	1	
Nov 18	at Was	L	1/1	0	0	0.0	0	0	
Nov 26	Car	L	1/1	5	55	11.0	15	0	
Dec 2	at Dal	L	1/1	3	38	12.7	21	0	
Dec 9	at TB	W	1/1	9	104	11.6	24	1	
Dec 13	Cin	L	1/1	4	73	18.3	46	0	
Dec 23	Was	L	1/1	8	116	14.5	38	1	
Dec 30	at NYG	L	1/1	4	22	5.5	8	1	
Totals				15/15	69	857	12.4	70t	7

31 Curtis Marsh

Cornerback

6-1, 197

Utah State

3rd year

Born 3/1/88 in West Hills, CA

Royal HS, Simi Valley, CA

Acquired - D3-11 (90th overall)



THREE-STEP DROP

Most Memorable Concert: Wiz Khalifa in Salt Lake City for a cost of \$15

Funniest Eagle: Jon Dorenbos

Collects: Football cards, including rookie cards of Peyton Manning, Randy Moss and Charles Woodson

Favorite App: Angry Birds

Hobbies: Being a fan of the L.A. Lakers
Book: Terrell Davis' autobiography, *TD: Dreams in Motion*

Philadelphia restaurant: Chart House
Sports Moment Growing Up: Rushing for 337 yards vs. rival Simi Valley HS, a school record

Movie: *Gladiator*

TV Show: *Two and a Half Men*
If I weren't playing football: I'd be an engineer and entrepreneur

A third round selection of the Eagles in the 2011 NFL Draft, Curtis Marsh is a valuable contributor on the team's special teams units and has provided depth at cornerback over his first two seasons in the league. After not receiving a scholarship out of high school, Marsh starred at Utah State, spending his final two years at corner after converting from running back following his sophomore season. He earned second-team All-WAC honors at the conclusion of his senior season.

BIRDSEED

• Credits his college defensive backs coach, Cory Raymond (now with LSU), as the biggest influence on his career. "He taught me everything I know about playing cornerback. I woke up every morning at 6 am to work on technique with him in the summer after I moved to cornerback." Raymond also introduced boxing to Marsh to supplement his training regimen. "I worked out at a Rulon Gardner gym in Logan, Utah and it really helped my balance and hand-eye coordination. I also found a gym in Philadelphia and my trainer is Danny Davis, Bernard Hopkins' trainer."

BOOT CAMP TO THE FIELD

After receiving no scholarship offers coming out of high school in California, Marsh enrolled at the Naval Academy and was sent to Newport, RI, to the Naval Academy Prep School for the 2006 season. He endured boot camp while attending school and playing football. Along the way, he gained a valuable life lesson. "I'm self sufficient now. I got over homesickness really fast. Boot camp was very intense, mentally," recalled Marsh.

• Captured the Pop Warner Super Bowl as a 12-year old running back and cornerback for the Simi Valley Vikings. Opposing Simi Valley in that championship game was the Agoura Chargers, led by current Eagles teammate Casey Matthews. "I still talk trash to him all the time about that game," laughed Marsh

• Following his one season of football at the Naval Academy Prep School in 2006, Marsh quickly began calling and e-mailing coaches looking for Division I football scholarships. Utah State obliged and Marsh is forever thankful despite his family's wishes for him to remain in the Naval Academy

PERSONAL

• Names his mother, Trayci, as the biggest hero in his life. "She was a single mom, worked two to three jobs, and struggled to keep it together for us. She sacrificed a lot and I bought her a house in Simi Valley," said Marsh

• His father, Curtis Marsh, Sr., was a wide receiver for Jacksonville (1995-96) and Pittsburgh (1997). He played collegiately at Utah

• Has three brothers and one sister, including his younger brother, Cassius, a defensive lineman at UCLA who projects to be selected next year in the NFL draft

• Committed to play football for the US Naval Academy out of high school and spent the 2006 season at the Naval Academy Prep School in Newport, RI. Signed with Utah St. in December, 2006

• Played running back and cornerback at Royal HS in Simi Valley, CA, and earned all-county and all-league honors after leading the county with 1,608 rushing yards and 12 touchdowns as a senior. Also added 55 tackles and two INTs

• Also starred on Royal's track and field squad, finishing third in the state with a 23'-10" long jump and second in the county with a 10.6 time in the 100-meter dash

• Donated money to his former Pop Warner football team in Simi Valley for those players in need of equipment and plans to make that donation every year

2012 GAME-BY-GAME STATISTICS


Date	Opp	W/L	P/S	S	A	T	Sac	Hur	Int	Yds	Lg	KD	FF	FR
Sep 10	at Cle	W	1/0	0	0	0	0.0	0	0	0	0	0	0	0
Sep 16	Bal	W	0/0	INACTIVE/HAMSTRING										
Sep 23	at Ari	L	1/0	0	0	0	0.0	0	0	0	0	0	0	0
Sep 30	NYG	W	1/0	0	0	0	0.0	0	0	0	0	0	0	0
Oct 7	at Pit	L	1/0	0	0	0	0.0	0	0	0	0	0	0	0
Oct 14	Det	L	1/0	1	0	1	0.0	0	0	0	0	0	0	0
Oct 28	Atl	L	1/0	0	0	0	0.0	0	0	0	0	0	0	0
Nov 5	at NO	L	1/0	0	0	0	0.0	0	0	0	0	0	0	0
Nov 11	Dal	L	1/0	0	1	1	0.0	0	0	0	0	0	0	0
Nov 18	at Was	L	1/0	0	0	0	0.0	0	0	0	0	0	0	0
Nov 26	Car	L	1/0	0	0	0	0.0	0	0	0	0	0	0	0
Dec 2	at Dal	L	1/0	0	1	1	0.0	0	0	0	0	0	0	0
Dec 9	at TB	W	1/0	1	1	2	0.0	0	0	0	0	1	0	0
Dec 13	Cin	L	1/0	0	0	0	0.0	0	0	0	0	0	0	0
Dec 23	Was	L	1/0	0	0	0	0.0	0	0	0	0	0	0	0
Dec 30	at NYG	L	1/0	0	1	1	0.0	0	0	0	0	0	0	0
Totals			15/0	2	4	6	0.0	0	0	0	0	1	0	0

MARSH'S CAREER STATISTICS

Year	Team	GP/GS	TACKLES					INTERCEPTIONS								
			Tot	Solo	Ast	Sacks	Yds	Int	Yds	Lg	TD	KD	FF	FR	Yds	STT
2011	Phil.	7/0	0	0	0	0.0	0.0	0	0	0	0	1	0	0	0	0
2012	Phil.	15/0	6	2	4	0.0	0.0	0	0	0	0	1	0	0	0	2
TOTALS		22/0	6	2	4	0.0	0.0	0	0	0	0	2	0	0	0	12

69 Evan Mathis

Guard
6-5, 298
Alabama
9th year
Born 11/1/81 in Birmingham, AL
Homewood HS, Homewood, AL
Acquired - FA 2011



A reliable and versatile offensive lineman, Evan Mathis helped anchor an injury-plagued Eagles o-line in 2012, as he was the only member of the unit to start all 16 games. Mathis, who was named to the Pro Football Focus All-Pro Team in his second season with the team, has flourished at the left guard position since originally signing with the team in 2011. He was awarded a five-year deal in the 2012 offseason that will keep him in Philadelphia through 2016. A self-proclaimed "sit-down comedian", Mathis' witty sense of humor and fun-loving personality, combined with his veteran presence, make him a valuable leader in the Eagles locker room.

BIRDSEED

- Mathis was a big-time fan of professional wrestling growing up. In fact, he says that if he wasn't playing football, he would be in the WWE. "My name would be Rage and I would be the champion." Prior to the 2012 season, Mathis got a chance to work out with one of his favorite wrestlers, The Rock, prior to sitting front row at a WWE Smackdown event in Philadelphia



2012 HIGHLIGHTS

- Named to the Pro Football Focus All-Pro Team following the 2012 season. "In the highlight driven world in which we live, many people seem to like guards who pancake people on occasion, regardless of what they do on the other 1000+ plays. We like them doing whatever it takes to block guys consistently, play in play out. In that regard there isn't a player in the league close to Mathis."
- Garnered CBSSports.com 2012 All-Pro honors at the conclusion of the season
- Selected as a member of the 2012 *USA Today* All-Joe team, which honors the NFL players whose play doesn't necessarily garner headlines, but is integral to the success of their team
- Was the only member of the Eagles offensive line unit to start all 16 games of the 2012 season. Mathis missed only three of 1,127 total offensive snaps (0.3%) during the campaign
- Part of an offensive line that paved the way for RB Bryce Brown to run for an Eagles rookie record 178 yards vs. Car. (11/27)

ZONE ATHLETIC PERFORMANCE

A fitness fanatic, Mathis founded Zone Athletic Performance, a training facility in Scottsdale, AZ, in 2010. "I've always had a strong interest in the fitness and performance industry. It's incredible the focus on diet and training can do to sculpt the human body." Zone AP features state-of-the-art training equipment and an elite staff designed to help clients achieve their fitness goals.

For more information, and to see a video of Mathis' incredible eight-week body transformation, log on to www.ZoneAP.com



IN THE TRENCHES

- **Position other than o-line you'd most like to play:** "Team owner."
- **Favorite o-lineman of all time:** "Evan Mathis."
- **How you decided to play offensive line:** "They wouldn't let me play defensive line."
- **Best part of being an o-lineman:** Buffets
- **Most challenging aspect of your job:** Staying healthy
- **Best player you've ever lined up against:** Justin Smith
- **Advice to aspiring offensive linemen:** "Work, focus, dominate."
- **Best/worst parts about being your size:** "The best part is that chicks dig ogres. The worst part is it's hard to fit in a Prius."
- **Biggest influence on his career:** "I'm Above the Influence™"

PERSONAL

- Son of Deb Baumhower and Ed "The Legend" Mathis. His mother owns a massage business in Alabama, Deb Baumhower & Associates. His father is the Director of Engineering at EWTN and is married to DeeDee Mathis, Sales Director at AL.com
- His wife, Katelynn, is a personal trainer and his one-year old daughter, Lee Ila (pronounced EYE-la), is president of the Evan Mathis Fan Club
- Greatest love outside of football: "Family. Aww."
- Has a chihuahua named Thor as well as Thor's son, Bill, who is a Chorkie.
- Earned a degree in marketing from Alabama
- Says it was his childhood dream to play in the NFL, but wasn't very good until his senior year in high school. "I was always working to improve every day; that's how I made it to where I am now."
- Attended Homewood High School in Birmingham, AL

THREE-STEP DROP

Favorite meal: Little Caesar's Crazy Bread
Favorite Cereal: Fruity Pebbles
Car: Mercedes Sprinter Van
TV Shows: *Breaking Bad*, *Thundercats*
Prized Possession: 1952 Topps Mickey Mantle rookie baseball card
Guilty Pleasure: Reddit.com
Band: The Rock-afire Explosion
Website: www.ZoneAP.com
Person to follow on Twitter: @EvanMathis69
Best Restaurant in Philly: Taco Bell
Bucket list: Outduel Frank Thomas in a home run derby
Person He'd Most Like to Have Dinner With: Stewie Griffin

CAREER SERVICE

YEAR	TEAM	GP/GS	Playoffs		
			YEAR	TEAM	GP/GS
2005	Car.	9/0	2005	Car.	0/0
2006	Car.	15/15	2009	Cin.	1/0
2007	Car.	1/0	Totals		1/0
2008	Mia.	7/0			
	Cin.	1/0			
2009	Cin.	13/7			
2010	Cin.	12/0			
2011	Phil.	15/15			
2012	Phil.	16/16			
Totals		89/53			

50 Casey Matthews

Linebacker

6-1, 245



Oregon

3rd year

Born 1/16/89 in Northridge, CA

Oaks Christian HS, Westlake Village, CA

Acquired - D4a-11 (116th overall)



A fourth round draft choice of the Eagles in 2011, Casey Matthews has continued his family's long tradition of football as he became the sixth member of the Matthews clan to play in the NFL. A four-year letterman at Oregon, Matthews was a two-time All-Pac 10 Conference selection in both his junior and senior seasons. A high-motor player, Matthews is an important contributor on the Eagles special teams units.

2012 HIGHLIGHTS

- Ranked second on the team in special teams tackles (14)
- Blocked a punt by Matt Bosher vs. Atl. (10/28) while making his first start of the season at SAM linebacker

BIRDSEED

- One of five children of Leslie and Clay Matthews. Claims the biggest influence on his life and career is his father. Said Casey: "I've learned so much from him, the way he carries himself, the work ethic he puts into everything he does. He's a great role model for me and the rest of my family."
- In addition to his five family members that have played in the NFL, brother Kyle Matthews was a safety for the 2003 USC National Championship team and his cousin, Jake Matthews, is currently a starting right tackle at Texas A&M
- During the offseason, does a boxing training regimen with his brother, Clay, at a local gym where he grew up in California

ENTERING THE FAMILY BUSINESS

After being drafted by the Eagles in the fourth round in 2011, Casey Matthews looks to add to the long tradition of football excellence his family has found in the NFL. His grandfather, Clay Matthews, Sr., played four seasons as a linebacker and offensive tackle for the San Francisco 49ers (1950, 1953-55). His father, Clay Matthews, Jr., played a whopping 19 years at linebacker for the Cleveland Browns (1978-93) and Atlanta Falcons (1994-96), earning four Pro Bowl berths along the way. His uncle, Bruce Matthews, is a Hall of Fame offensive lineman, playing 19 seasons for the Houston Oilers/Tennessee Titans (1983-2001). His older brother, Clay Matthews III, is a three-time Pro Bowl linebacker for the Green Bay Packers. Finally, his cousin Kevin Matthews is a center for the Washington Redskins.



PERSONAL

- A two-time all-league and all-county selection at Oaks Christian HS. Helped lead his team to a 13-0 record as a junior
- Follow Casey on Twitter: @CaseyMatthews50
- Earned his degree in sociology
- Has a wife, Alyssa

THREE-STEP DROP

Greatest love besides football: Fishing
Talent he'd most like to have: Ability to play the guitar and piano
Actor that would play him in a movie: Bradley Cooper
Favorite personal moment in sports growing up: Getting a scholarship to college
Teams/athletes growing up: Cleveland Browns/Eric Metcalf
On his bucket list: Read the whole Bible
Collects: Shot glasses from each state
Nicknames: C-Mat and Boogie (pronounced buh-jee)
Most played artist on his iPod: Drake
Meal: Filet mignon
Book: *Game of Thrones*
TV Show: *Entourage*
Movie: *American Psycho*
Quote: "Don't let the good things in life rob you of the best things."
Person to follow on Twitter: Jim Rome - @jimrome
Philly restaurant: Chima

2012 GAME-BY-GAME STATISTICS

Date	Opp	W/L	P/S	S	A	T	Sac	Hur	Int	Yds	Lg	KD	FF	FR
Sep 9	at Cle	W	1/0	0	0	0	0.0	0	0	0	0	0	0	0
Sep 16	Bal	W	1/0	0	0	0	0.0	0	0	0	0	0	0	0
Sep 23	at Arz	L	1/0	0	0	0	0.0	0	0	0	0	0	0	0
Sep 30	NYG	W	1/0	0	0	0	0.0	0	0	0	0	0	0	0
Oct 7	at Pit	L	1/0	2	0	2	0.0	0	0	0	0	0	0	0
Oct 14	Det	L	1/0	0	0	0	0.0	0	0	0	0	0	0	0
Oct 28	Atl	L	1/1	1	3	4	0.0	0	0	0	0	0	0	0
Nov 5	at NO	L	1/0	0	0	0	0.0	0	0	0	0	0	0	0
Nov 11	Dal	L	1/0	0	0	0	0.0	0	0	0	0	0	0	0
Nov 18	at Was	L	1/0	0	0	0	0.0	0	0	0	0	0	0	0
Nov 26	Car	L	1/0	0	0	0	0.0	0	0	0	0	0	0	0
Dec 2	at Dal	L	1/0	0	0	0	0.0	0	0	0	0	0	0	0
Dec 9	at TB	W	1/0	0	0	0	0.0	0	0	0	0	0	0	0
Dec 13	Cin	L	1/0	0	0	0	0.0	0	0	0	0	0	0	0
Dec 23	Was	L	1/0	0	0	0	0.0	0	0	0	0	0	0	0
Dec 30	at NYG	L	1/0	0	0	0	0.0	0	0	0	0	0	0	0
Totals			16/1	3	3	6	0.0	0	0	0	0	0	0	0

CAREER HIGHS

Tackles **7** (9/18/11 at Atl.)
 Sacks **1.0** (12/11/11 at Mia.)

MATTHEWS' CAREER STATISTICS


Year	Team	GP/GS	TACKLES					INTERCEPTIONS					FF	FR	Yds	STT	
			Tot	Solo	Ast	Sacks	Yds	Int	Yds	Lg	TD	KD					
2011	Phil.	16/3	37	28	9	1.0	7.0	0	0	0	0	0	0	0	0	0	11
2012	Phil.	16/1	6	3	3	0.0	0.0	0	0	0	0	0	0	0	0	0	14
TOTALS		32/4	43	31	12	1.0	7.0	0	0	0	0	0	0	0	0	0	25

ADDITIONAL CAREER STATISTICS

BLOCKED PUNT: (1) - 2012 [vs. Atl. 10/28/12 (Matt Bosher)]

94 Chris McCoy

Outside Linebacker
6-4, 261
Middle Tennessee State
1st year
Born 11/25/86 in Villa Rica, GA
Villa Rica HS, Villa Rica, GA
Acquired - FA 2013



Originally a seventh-round draft choice of the Miami Dolphins in 2010, Chris McCoy signed with the Eagles on 2/6/13 after spending the previous two seasons with the Calgary Stampeders of the CFL. In 2010, McCoy spent time on the Dolphins', Seahawks' and Texans' practice squads after being released by Miami as part of the team's final roster cutdowns following the preseason. A four-year letterman at Middle Tennessee State, McCoy earned Sun Belt Conference Co-Defensive Player of the Year honors after recording a conference-high 20 tackles for a loss and seven sacks as a senior.

CAREER HIGHLIGHTS

- Collared 29 tackles and five sacks in two seasons with the Calgary Stampeders of the Canadian Football League

NORTHERN EXPOSURE

After spending the majority of the 2010 season bouncing from NFL practice squad to practice squad, McCoy took his talents north of the border and spent two years playing with the Calgary Stampeders of the Canadian Football League. In two seasons with the Stampeders, McCoy recorded five sacks and 29 tackles and drew the attention of the Eagles front office.

"It was a good experience," said McCoy. "It really wasn't too much of a transition. It was more of me really developing my game. I spent my time up there tightening my skill set and the experiences that I had up there helped me grow as a player."



BIRDSEED

- Considers giving extra effort to be one of the most underrated aspects of playing outside linebacker. "I think some guys may take effort for granted," said McCoy. "Having that extra effort can help you make plays and make an impact."
- Claims his mother, Levon Miller, has been the biggest influence on his career. "She pushed me when nobody else was," McCoy said. "Even when I was doing the wrong things, she was still there reminding me and telling me what I could be if I just got my mind right."
- Spent the 2012-13 offseason boxing and doing hot yoga to stay in shape

COLLEGE HIGHLIGHTS

- Named the Sun Belt Conference Co-Defensive Player of the Year as a senior after recording 64 tackles, a conference-high 20 tackles for a loss, seven sacks, two fumble recoveries and a blocked kick
- As a senior, he ranked sixth nationally in tackles for a loss and 14th in sacks
- During his junior campaign, he notched 25 tackles, five tackles for a loss, three sacks and two fumble recoveries
- Appeared in 10 games (three starts) as a sophomore and recorded 17 tackles, one forced fumble and one fumble recovery in limited action
- Tallied six tackles, in addition to a sack and a forced fumble, as a freshman
- Redshirted in 2005

PERSONAL

- Lettered in football, basketball and track at Villa Rica High School
- Collared 120 tackles and 11 sacks as a senior at Villa Rica HS
- Son of Joe McCoy and Levon Miller and has one daughter, Avianna McCoy
- Graduated with a degree in liberal studies
- Follow McCoy on Twitter: @ofcl_chrimccoy

THREE-STEP DROP

Nicknames: C-Mac
What he'd be doing if not playing football: Personal trainer
Talent he'd most like to have: The ability to play the piano
Would trade places with for one day: Bill Gates
Actor that would play him in a movie: Idris Elba
Favorite teams/athletes growing up: Chicago Bulls/Michael Jordan
Favorite athlete to watch right now: Kobe Bryant
First job: Working at Zaxby's
Bucket list: Skydiving
Favorite movie: *The Waterboy*
Favorite TV show: *Martin*
Favorite musician: John P. Kee
Funniest Eagle: Fletcher Cox


25 LeSean McCoy

Running Back
5-11, 208
Pittsburgh
5th year

Born 7/12/88 in Harrisburg, PA
Bishop McDevitt, Harrisburg, PA
Acquired - D2-09 (53rd overall)



Pro Bowls: 2011



THREE-STEP DROP

Favorite movie: *The Dark Knight*
TV Show: *106 and Park*
Singers: Keyshia Cole, Beyonce
Actors: Will Smith, Denzel Washington
Food: Everything
Skill he'd like to develop: Swimming
Hidden talent: Can play the piano and has been able to since he was 12
Pregame ritual: Talk to family, pray, do 100 pushups and situps
Best part about living in Philly: Fans
Nickname: Shady

A shifty running back with excellent vision and big-play ability, LeSean McCoy emerged as one of the most explosive and versatile offensive weapons in the NFL, earning first-team All Pro honors and his first trip to the Pro Bowl in 2011. McCoy was rewarded with a five-year contract extension on 5/17/12 that will keep him with the Eagles through the 2017 season. Originally a second-round draft choice out of Pittsburgh, McCoy made an immediate impact during his rookie season in 2009 and seamlessly transitioned to his role as the team's starting running back in his second year.

CAREER HIGHLIGHTS

- Since becoming the team's starting back in 2010, ranks among the league's top RBs in many of the major offensive categories
- Named FedEx Ground POY, and earned AP first-team All-Pro honors and his first trip to the Pro Bowl in 2011 as the NFC's starting RB after leading the NFL and setting team records with 17 rushing and 20 total TDs, while finishing as the fourth-leading rusher (1,309 yards)
- Holds the team record for rushing yards and scrimmage yards in his first four seasons, while boasting the best rushing average (4.6) in team history
- Since coming into the league in 2009, ranks as one of the top receiving backs in the NFL
- Named to *USA Today's* 2010 All-Joe Team, which honors the NFL players whose work doesn't necessarily garner headlines, but is integral to the success of their football team
- Set the Eagles rookie rushing record with 637 yards in 2009. His 945 yards from scrimmage ranked second

McCOY'S RANKINGS SINCE 2010		
Total Touchdowns	34	4th
Scrimmage Yards	4,509	7th
Rushing Touchdowns	26	6th
Rushing Yards	3,229	10th

RECEIVING SINCE 2009 - NFL RBs		
Category	No.	Rank
Receptions	220	3rd
Receiving Yards	1,588	4th
Receiving TDs	8	2nd

2012 HIGHLIGHTS

- Despite missing four games with a concussion, accumulated 1,213 scrimmage yards (840 rushing, 373 receiving)
- Scored a career-high three receiving touchdowns. His 54 receptions and 373 yards were the second-highest totals in his career
- Became the ninth running back in NFL history with at least 40 receptions and 300 receiving yards in each of his first four seasons
- Accumulated 122 scrimmage yards (45 rushing, 77 receiving) at Was. (12/23) and moved past Ricky Watters and into sixth on the team's all-time rushing list
- Posted his 12th career 100-yard effort, leading the team with 119 rushing yards at NO (11/5)
- Reached the end zone twice (one rush, one reception) vs. Atl. (10/28), marking his ninth-career multi-touchdown effort and his third-straight game with a receiving score
- Scored a receiving touchdown in back-to-back games vs. Det. (10/14) and at Pit. (10/7)

- After finishing the first half with just two yards on six carries, exploded in the second half vs. NYG (9/30), finishing with 123 rushing yards
- Scored his first rushing touchdown of the season vs. Bal. (9/16)
- Amassed 110 yards on 20 carries at Cle. (9/9)

BIRDSEED

- Nicknamed "Shady" by his mother. "My Mom said I was a shady baby. One minute I'd be smiling, the next I'd be shy. She gave me the nickname and it just kind of stuck."
- Remains involved in the Harrisburg community and donates uniforms to the Harrisburg Broncos, the youth football team he grew up playing on
- Also has embraced the Philadelphia community, participating in many local charity events, including a holiday shopping spree with Kisses for Kyle and Thanksgiving turkey giveaways in 2011 and 2012. "I'm just trying to do my best to help others. I've been so blessed in my life. It's also a blessing to be able to help out people in need."
- Claims his older brother, LeRon, is his biggest role model. "Just the way he handled himself. He set the bar high for me. He played for the [Arizona] Cardinals (2005-06) and a couple of other teams (49ers, 2007; Texans, 2008). He was not really recruited out of high school but he went to a Division II school and made it out."

SHADES OF GREATNESS

Organized the "Shades of Greatness" foundation, dedicated to raising money for the fight against ALS. Has organized many charity events, including community days, football camps, and basketball tournaments in his hometown of Harrisburg. "My Grandmom, Mary Branch, passed away from the disease," said McCoy. "She's an inspiration because of how hard she fought. It's a terrible disease and we need to do everything we can to raise money to fight it."

McCoy and his organization recently hosted the second annual LeSean McCoy Celebrity Softball Game at the Lancaster Barnstormers minor league stadium, which pitted several of McCoy's Eagles teammates against an NFL All-Stars squad featuring Ray Rice, Torrey Smith, Marques Colston, Mark Ingram, Mike Wallace, Devon Still and Plaxico Burress among others. All proceeds from the tournament benefited the "Shades of Greatness" foundation.



25 LeSean McCoy



2012 GAME-BY-GAME STATISTICS

Date	Opp.	W/L	P/S	RUSHING					RECEIVING					TYS
				Att	Yd	Avg	Lg	TD	No	Yd	Avg	Lg	TD	
Sep 9	at Cle	W	1/1	20	110	5.5	22	0	6	26	4.3	10	0	136
Sep 16	Bal	W	1/1	25	81	3.2	20	1	2	8	4.0	5	0	89
Sep 23	at Ari	L	1/1	13	70	5.4	14	0	3	8	2.7	5	0	78
Sep 30	NYG	W	1/1	23	123	5.3	34	0	3	17	5.7	12	0	140
Oct 7	at Pit	L	1/1	16	53	3.3	10	0	4	27	6.8	15t	1	80
Oct 14	Det	L	1/1	14	22	1.6	11	0	7	26	3.7	17	1	48
Oct 28	Atl	L	1/1	16	45	2.8	10	1	3	22	7.3	11	1	67
Nov 5	at NO	L	1/1	19	119	6.3	34	0	2	14	7.0	14	0	133
Nov 11	Dal	L	1/1	16	82	5.1	23	0	4	20	5.0	12	0	102
Nov 18	Was	L	1/1	15	45	3.0	9	0	6	67	11.2	25	0	112
Nov 26	Car	L	0/0	INACTIVE/CONCUSSION										
Dec 2	at Dal	L	0/0	INACTIVE/CONCUSSION										
Dec 9	at TB	W	0/0	INACTIVE/CONCUSSION										
Dec 13	Cin	L	0/0	INACTIVE/CONCUSSION										
Dec 23	at Was	L	1/1	13	45	3.5	8	0	9	77	8.6	21	0	122
Dec 30	at NYG	L	1/1	10	45	4.5	14	0	5	61	12.2	36	0	106
Totals			12/12	200	840	4.2	34	2	54	373	6.9	36	3	1213

100-YARD RUSHING GAMES (12)

Yards	Date	Opponent	Att.	TDs
185	10/30/11	vs Dal (W)	30	2
149	12/12/10	at Dal (W)	16	0
128	9/25/11	vs NYG (L)	24	1
126	10/16/11	at Was (W)	28	1
123	9/30/12	vs NYG (W)	23	0
122	9/11/11	at StL (W)	15	1
120	9/19/10	at Det (W)	16	3
119	11/5/12	at NO (L)	19	0
113	11/20/11	at NYG (W)	23	0
111	11/21/10	vs NYG (W)	14	1
110	9/9/12	at Cle (W)	20	0
102	12/18/11	vs NYJ (W)	18	3

100-YARD RECEIVING GAMES (1)

Yards	Date	Opponent	Rec.	TDs
110	10/3/10	vs Was (L)	12	0

McCOY'S CAREER STATISTICS

Year	Team	GP/GS	RUSHING					RECEIVING				
			Att	Yds	Avg	Lg	TD	No	Yds	Avg	Lg	TD
2009	Phil.	16/4	155	637	4.1	66t	4	40	308	7.7	45	0
2010	Phil.	15/13	207	1080	5.2	62	7	78	592	7.6	40	2
2011	Phil.	15/15	273	1309	4.8	60	17	48	315	6.6	26	3
2012	Phil.	12/12	200	840	4.2	34	2	54	373	6.9	36	3
Totals		58/44	835	3866	4.6	66t	30	220	1588	7.2	45	8
PLAYOFFS												
2009	Phil.	1/0	5	24	4.8	14	0	1	9	9.0	9	0
2010	Phil.	1/1	12	46	3.9	9	0	4	36	9.0	16	0
TOTALS		2/1	17	70	4.1	14	0	5	45	9.0	16	0

ADDITIONAL STATISTICS:

FUMBLES/LOST: (9/6) - 2009 (2/1), 2010 (2/1), 2011 (1/1), 2012 (4/3)

PLAYOFFS: 2010 (1/0)

TWO-POINT CONVERSIONS: (1) - 2009 (pass from McNabb)

CAREER HIGHS

Rush atts	30	(10/30/11 vs. Dal.)	Recepts	12	(10/3/10 vs. Was.)	Touches	32	(10/30/11 vs. Dal.)
Rush yards	185	(10/30/11 vs. Dal.)	Rec. yds	110	(10/3/10 vs. Was.)	Scrim yds	200	(10/30/11 vs. Dal.)
Rush Lg	66T	(11/1/09 vs. NYG)	Rec. Lg	45	(11/8/09 vs. Dal.)	Scrim TDs	3	(3x - 12/18/11 vs. NYJ)
Rush TDs	3	(2x - 12/18/11 vs. NYJ)	Rec. TDs	1	(8x - 11/11/12 vs. Dal.)			

74 Nate Menkin

Tackle/Guard

6-5, 300

Mary Hardin-Baylor

2nd year

Born 10/4/88 in Lago Vista, TX

Lago Vista HS, Lago Vista, TX

Acquired - Waivers (Hou) 2012



THREE-STEP DROP

First job: Waiter at a local restaurant
Bucket list: Travel internationally and learn about different cultures
Book: *Unstoppable* by Cynthia Kersey
Favorite team growing up: Philadelphia Eagles
Favorite Music: Heavy metal, especially Five Finger Death Punch
Favorite quote: "Never quit. Never give up."
Movie: *Space Jam*
TV show: *Family Guy*
First car: Ford F150 stick shift
Nicknames: Nasty Nate
Cell phone app: Angry Birds

An All-America standout from Division III powerhouse Mary Hardin-Baylor, Menkin became just the second player from his school to sign a contract in the NFL. Claimed by the Eagles off waivers from the Texans on 9/1/12, he originally signed as a rookie free agent with Houston but was released as part of the team's final roster cutdown

BIRDSEED

- Claims that he would be in the WWE if he wasn't playing football. "I watch it and I think it's really cool and exciting. I'd like to think of myself as a little goofy. I have a personality, and I like working out religiously, so I think all three go together with the WWE. I think it'd be a lot of fun. Entertainment is a lot of fun to me."
- Credits his late mother, Marleen, as being the biggest influence in his life. His drive to never give up on the task at hand was instilled in him as he watched his mother fight breast cancer. "I'm just one of those people, when I start something, I don't quit," Menkin stated. "I get that from my mom."
- Even though he resided in Texas, Menkin grew up a fan of the Eagles and remembers watching the Super Bowl run in 2004. "That's around the time when I started playing football and I started watching them then and have just kept watching ever since."
- Recruited as a defensive end and tight end out of Lago Vista HS, Menkin's shift to the offensive line occurred early during his days at Mary Hardin-Baylor when the coaching staff wanted to utilize his combination of size and athleticism. "I've always been the type of player that is like, 'Yes sir. I'll do whatever for the team.'"
- He and Colts LB Jerrell Freeman are the only two NFL players from Division III Mary Hardin-Baylor

PHILLY CONNECTION

Menkin's high school football games were played at Sise-more Field, named after former Eagle offensive tackle Jerry Sisemore. The former two-time Pro Bowl selection helped establish a football program at Lago Vista so families interested in high school football would not have to move to another town.



IN THE TRENCHES

- **Best part of being an o-lineman:** "The camaraderie. Being in the trenches."
- **Best player you've ever lined up against:** "Connor Barwin. He has a high motor and never quits on the play. You have to block him to the whistle."
- **Advice to aspiring O-linemen:** "Know and do the little things. Do whatever it takes to be more prepared than your opponent."

COLLEGE HIGHLIGHTS

- Earned AFCA All-America honors as a senior and was also named the conference's Offensive Lineman of the Year as a senior in 2011
- Helped pave the way for a rushing attack that averaged 291.0 rushing yards per game and 5.5 yards per attempt
- A two-time All American Southwest Conference performer, the team posted a 48-6 overall record during his four years with the program, winning four ASC Championships and advancing to one National Semifinal and two National Quarterfinal games

PERSONAL

- Son of Darryl and the late Marleen Menkin. His parents moved to Houston in 1986 from South Africa
- Has two younger brothers: Adin, who plays football for Harding University and Zack, who is in middle school
- With his parents growing up in South Africa, Menkin grew up playing soccer in Texas
- Began playing football in the 7th grade as a lineman for Lago Vista Middle School
- Played high school football at Lago Vista High School in Lago Vista, TX
- **Follow Nate on twitter:** @BigMenk65

INJURY REPORT

- Placed on Injured Reserve on 12/8/12 with a throat cartilage tear

MEETING HIS HERO

In the spring of 2013, Menkin met someone who he has looked up to for a long time - WWE star The Rock. "It was a honor. He's an impressive guy. He was genuinely interested in what I was doing and gave me some good words of advice of how never to put yourself in spot where you have to get yourself back into shape."



MENKIN'S UNLIKELY JOURNEY


Despite being told by his Division III coaches that the chances of him making it to the NFL was not realistic, Menkin instead heeded the advice of his father, Darryl, who told him, "This is your one shot. Go for it." Menkin trained in Austin, TX, at the Hit Center facility, participated in Baylor's Pro Day with Robert Griffin III, and took part in the regional combine in Houston. Recalled Menkin, "The guys at the Hit Center took a chance on me and were a big help. I didn't have any money at the time. They told me if I made it to the NFL to pay them back then."



16 Nick Miller

Wide Receiver
5-9, 180
Southern Utah
4th year

Born 3/29/87 in Scottsdale, AZ
Red Mountain HS, Mesa, AZ
Acquired - FA 2013



Originally a rookie free agent signing of Oakland in 2009, Nick Miller signed with the Eagles in the 2013 offseason. Miller fought his way on to the Raiders 53-man roster as a rookie and served as the team's primary punt returner in 2010. He also saw time with the St. Louis Rams in 2011, but was released during the 2012 offseason. At Southern Utah, Miller established program records for single game (208), single season (993) and career kickoff return yardage (1,907). He also led the FCS in all-purpose yards (2,149) as a senior in 2008.

2011 HIGHLIGHTS (with St. Louis)

- Logged an 88-yard punt return TD vs. Arz. (11/27), which tied Tommy Harmon for third-longest punt return in Rams history

COLLEGE HIGHLIGHTS

- Set Southern Utah records for single game (208), single season (993) and career kickoff return yardage (1,907)
- Led the FCS in all-purpose yards (2,149) as a senior in 2008 and was named the Great West Conference Special Teams POY after logging 49 kickoff returns for 993 yards and 24 punts for 283 yards
- As a junior, returned 41 kickoffs for 914 yards and amassed 35 receptions for 433 yards

PERSONAL

- Engaged to fiancée, Kolbee. The couple owns two English bulldogs named Mac and Maze
- Son of Keith Miller and Kristy Myers. Keith works at *Frito Lay* and Kristy is a veterinary technician. Keith also was a WR at Idaho and coached Nick growing up
- Tabbed a second-team all-state and first-team all-region performer at both wide receiver and defensive back at Red Mountain High School
- Lettered in football, baseball, and track

THREE-STEP DROP



Greatest love besides football: Family
What he'd be doing if not playing football: Working for the FBI
Talent he'd most like to have: Being a rock star
Actor that would play him in a movie: Mark Wahlberg
Favorite teams growing up: San Francisco 49ers, Phoenix Suns
Nickname: Harold - "It's my middle name."
Most played artist on his iPod: George Strait
Meal: Pizza and wings
TV Show: *The Office*
Quote: "Don't worry about things you can't control."

MILLER'S CAREER STATISTICS

Year	Team	GP/GS	RECEIVING						KICK RETURN						PUNT RETURNS					
			No	Yds	Avg	Lg	TD	No	Yds	Avg	Lg	TD	No	FC	Yds	Avg	Lg	TD		
2009	Oak	0/0	0	0	0.0	0	0	0	0	0.0	0	0	0	0	0	0	0.0	0	0	
2010	Oak	9/0	3	40	18.0	32	0	2	37	18.5	27	0	35	7	257	7.3	46	0		
2011	Oak	2/0	0	0	0.0	0	0	4	61	15.3	18	0	2	0	19	9.5	12	0		
2011	StL	6/0	1	8	8.0	8	0	2	43	21.5	23	0	8	10	128	16.0	88t	1		
TOTALS:		17/0	4	48	12.0	32	0	8	141	17.6	27	0	45	17	404	9.0	88t	1		

80 Ifeanyi Momah

Wide Receiver

6-7, 239

Boston College

1st year

Born 10/23/89 in Greenlawn, NY

Elwood-John H. Glenn HS, Elwood, NY

Acquired - FA 2013



A standout receiver at Boston College, Ifeanyi Momah (pronounced e-FAH-nee MOE-ma) recorded a career-high 8 receptions for 171 yards in the season opener of his senior campaign before suffering a knee injury that ultimately kept him out of football for the next two years. Now fully recovered, the 6-7 Momah signed with the Eagles in the 2013 offseason. The Greenlawn, NY, native earned all-state honors as a senior wide receiver and defensive end at Elwood-John H. Glenn High School, while also competing on the school's basketball and track teams.

COLLEGE HIGHLIGHTS

- Hauled in 39 passes for 629 yards and six touchdowns over four seasons at Boston College
- Named one of four co-captains prior to his senior season
- Led the team in receptions with eight en route to setting a career-high in yards with a game-high 171 yards before injuring his knee in the opener against Northwestern. He would miss the remainder of the season with a left knee injury
- Started all 13 games as a redshirt junior and finished third on the team with 19 receptions and 296 yards and three touchdowns
- Also saw time as a defensive end in third-and-long situations as a redshirt junior
- Redshirted during the 2009 season due to an injury
- Caught 11 passes for 149 yards and ranked second on the team with three touchdowns. Also added a blocked punt on special teams
- Saw action as a true freshman in 2007

KNOWING YOUR ROOTS

Ifeanyi's parents, Nathan and Gloria, grew up in the same neighborhood in Nigeria and immigrated to the United States as a couple when they were teenagers so they could attend college. Nathan is now a professional engineer and Gloria is a nurse. "I have a lot of family in Nigeria and I've been there a bunch of times," said Ifeanyi. "It puts everything in perspective when I visit, just how lucky I am."

Ifeanyi's grandmother, Mabel, often visits them in the United States and brings back clothing to donate back in Nigeria. Said Ifeanyi: "Our family is always trying to help out the best we can. It's the right thing to do."



BIRDSEED

- Is hoping to become the first 6-7 wide receiver to play for the Eagles since the one and only, Harold Carmichael. "I always knew about Harold growing up since we were kind of the same unique body-type at receiver," said Ifeanyi. "When I met him on my visit here at the Eagles, I sat back and just thought, 'Wow, this is amazing.' I'm just glad that he's here, hopefully I'll be able to pick his brain."

PERSONAL

- Earned All-State Class B first-team honors as a senior wide receiver at Elwood-John H. Glenn High School. Also gained All-Long Island honors
- A team captain as a senior, recorded 47 receptions for 872 yards and seven touchdowns while capturing the Dragon Award as the top wide receiver in Suffolk County
- Also excelled on the defensive side of the ball, totaling 78 tackles as a defensive end, while adding 12 tackles for loss, four sacks, two forced fumbles and one fumble recovery
- Was a member of the school's basketball and track teams
- Is the youngest of four children. His older brother, Onyi, played fullback at Hofstra and spent time with the Buffalo Bills and Cincinnati Bengals during their training camps
- Earned his degree with a double major in communications and economics and is currently working on his master's in economics

THREE-STEP DROP



Nicknames: Stretch, Mo, E

Talent he'd most like to have: Ability to sing

Person he'd trade places with for a day: Kevin Garnett

Favorite moment in sports growing up: First TD caught in college against Georgia Tech

Bucket list: Travel to Europe

Hobbies: Reading, learning to play guitar

Actor that would play him in a movie: Will Smith

Meal: Cheeseburgers

Most played artist on iPod: Dave Koz

Movie: *Paid in Full*

TV Show: *Martin*

Quote: "Dream it, wish it, do it." - Psalms 23

App: Scramble

Person to follow on Twitter: Kevin Hart

84 Will Murphy

Wide Receiver

6-2, 193

Oregon

Rookie

Born 5/15/90 in Albany, OR

West Albany HS, Albany OR

Acquired - Rookie FA (2013)



THREE-STEP DROP



Favorite teams/athletes growing up: Seattle Seahawks/Jerry Rice, Cris Carter, Barry Sanders

Favorite athletes to watch today: Wes Welker. "He's a former walk-on guy everybody wrote him off his whole career and now he's catching as many balls as anybody. I think that's a great motivator."

Actor that would play him in a movie: Mark Wahlberg

Would like to have dinner with: Jerry Rice

Talent he'd most like to have: The ability to play the guitar

Bucket list: Watch the Masters in Augusta, GA

Quote: "Go confidently in the direction of your dreams." -- Henry David Thoreau

Favorite genre of music: Classic rock
Favorite movie: *Black Sheep*, *Tommy Boy*

Favorite TV show: *Modern Family*

A former walk-on at Oregon under Chip Kelly, Will Murphy signed with the Eagles during the 2013 offseason after attending the team's rookie mini-camp on a tryout basis. Murphy, who began his collegiate career as a member of the scout team as a freshman, worked his way up from being a second-year walk-on to becoming a contributor on offense as a senior in 2012. In three seasons at Oregon, he totaled 240 receiving yards and one touchdown in 30 games.

BIRDSEED

- Credits his former position coach and current Oregon offensive coordinator Scott Frost as the biggest influence on his career. Frost quarterbacked the University of Nebraska to the 1997 national championship and spent six seasons in the NFL before beginning his coaching career in 2002 at his alma mater. He joined the Ducks in 2009 as the wide receivers coach, where he helped tutor Murphy. "Coach Frost helped my mental approach to the game," said Murphy. "Being a walk-on was pretty tough. He kept me motivated and kept it positive for me. If it wasn't for him, I might have quit."

WALK-ON WARRIOR



Murphy has taken an unlikely path to the NFL after initially beginning his collegiate career as a walk-on at Oregon. After redshirting his freshman year, Murphy recorded two catches for 42 yards in the Ducks spring game in 2009 and was rewarded with a scholarship later that spring. His continuous hard work began to pay off as he appeared in seven games as a redshirt sophomore before becoming a major part of the Ducks' wide receiving core in his last two years on campus, culminating in a starting role during his senior season.

"The great thing about this game is you get out of it exactly what you put into it," said Eagles head coach Chip Kelly in 2011. "You can't fake it. Will is a great example of that."



- **Most underrated part of playing receiver:** "I think for receivers, getting that extra block is the most important thing," Murphy claims. "It's easy to block the corner, but if you can get to the second level and just barely get a hand on a guy, that's the difference between 15 yards and a touchdown. I think that's overlooked."

COLLEGE HIGHLIGHTS

- In three seasons as an active member of the Oregon football squad, played in 30 career games and registered 240 receiving yards on 24 receptions in addition to one touchdown
- Appeared in all 13 games as a senior in 2012, ending the season with career-highs in receiving yards (181) and receptions (19) while hauling in his first-career touchdown
- As a junior in 2011, saw action in 10 games and tallied 37 yards on three receptions
- In his first season as an active member of the roster, posted 22 yards on two catches as a sophomore in 2010
- Was a member of the scout team as a redshirt freshman in 2008

PERSONAL

- A first-team all-conference and first-team all-state selection as a wide receiver and cornerback at West Albany HS, helped lead the football program to a 5A state championship as a senior
- Also lettered in basketball and baseball
- **Most memorable moment in sports growing up:** First in-game dunk as a sophomore in high school
- **Favorite part of playing football:** "I like it because you can challenge yourself every day and you get out of it what you put into it."
- **Unique training method:** "[Oregon strength and conditioning coach Jim] Radcliffe at Oregon got us to do a lot of barefoot running and that's something that I've picked up. It helps a lot with ankle mechanics and helps build strength in your feet."
- **Greatest love other than football:** "Fishing. That's my first real love. When I got free time, that was always what I wanted to do: go fishing with my grandpa."
- Son of Mark and Kristi Murphy and has a yellow lab named Max
- Has one brother, Andrew, and one sister, Sara
- Part of a lineage of former Oregon student-athletes as his father, Mark, played baseball and brother, Andrew, played football
- Majored in sociology and minored in business
- Follow Murphy on Twitter: @WillMurphy89

THE KELLY CONNECTION

After playing under Chip Kelly at the University of Oregon, Murphy was very excited to receive a phone call from his former coach prior to the team's rookie camp in May.

"It was pretty funny because I hadn't really sat down with him and talked one-on-one ever really at Oregon," Murphy recalled. "So, when he called, he said, 'We liked your pro day, we've been watching your film and we're going to give you a shot.' It was pretty short and to the point, but it was exciting for sure."



71 Jason Peters

Tackle
6-4, 328
Arkansas
10th year
Born 1/22/82 in Queen City, TX
Queen City HS, Queen City, TX
Acquired - Trade (Buf) 2009



Pro Bowls: 2007, 2008, 2009, 2010, 2011

THREE-STEP DROP



Favorite Teams/Players Growing Up: Buffalo Bills, Texas Rangers, and Bruce Smith

Funniest Eagle: Trent Cole and it's not even by design

Favorite restaurant in Philadelphia: Capital Grille

Guilt Pleasure: Watching Basketball Wives

Favorite Movie: Act of Valor

Meal: Anything that my mom cooks up

First Job: Working the grill at Wendy's in Atlanta, TX. After practice, I would ride 3 miles on my bike to work and made \$140/week

Hobbies: Dominoes, fishing and camping in Texas

Bucket List: Do for my son what I could not do growing up

Talent Most Like to Have: To be an engineer for Microsoft and invent something as impactful as the internet

In 2000, he was a redshirt defensive lineman in college, laboring on Arkansas' scout team. In 2004, he was a rookie free agent tight end just looking for playing time in Buffalo. Now, he is a five-time Pro Bowl offensive tackle who is building his resume for a spot in the Pro Football Hall of Fame. In between is the remarkable story of Jason Peters, who is regarded by many experts as the best left tackle in the game, and who has anchored the Eagles O-line since being acquired in a trade from Buffalo in 2009. Peters, who is signed through 2014, missed the entire 2012 season with an Achilles injury

BIRDSEED

• Credits former Bills coach Mike Mularkey for his career-changing switch from tight end to offensive tackle in 2005. "Offensive line was one of our weak points at that point and I just remember wanting to get on the field any way I could. Coach Mularkey told me about it and Mouse (offensive line coach Jim McNally) and I got to work."

• A student of the game, he relishes in learning and knowing all of the details of playing offensive line. "You have to know what the defense is trying to do to you at all times. And that takes film work and experience. You have to keep an eye on the safeties."

• Peters on the perspective gained after missing the 2012 season, "Seeing my teammates go out there and battle and not being out there with them, that was the hardest thing for me. I was in the meetings watching film with them and showing them the corrections and stuff. But any time your team is struggling, especially that group of guys on the offensive line, it's hard."

• Went undrafted despite an impressive workout at the NFL scouting combine, including a 4.8 time in the 40-yard dash. Credits the draft-day snub with giving him extra motivation. "I've always been a hard worker, but I started working even harder when I didn't get drafted. I just kind of put it all on myself, I put it on my shoulders and decided to get it done."

CAREER HIGHLIGHTS

• A key contributor to an Eagles offensive line that helped engineer the highest scoring offense in team history in 2010 (439 points) and a team record 6,386 total net yards in 2011

TRUCKIN' ON & OFF THE FIELD

Thanks to his grandfather, Dallas Wiggins, buying and restoring cars has been a passion in Jason's life. "He used to take all these old cars and fix them up. When I was little I was always hanging around watching him and my uncle, and I got hooked"

Now, Peters owns anywhere from 10-15 cars and loves taking the time to get dirty under the hood to fix them up. His prized possession, though, is a PS Freightliner (pictured below). "I use it to tow my camper and my other cars. I taught myself how to drive it."



• Earned Pro Bowl honors in 5 consecutive seasons (2007-11) and All-Pro honors following the 2007, '08, '10, and '11 campaigns

• Joined Frank "Bucko" Kilroy (1953-55) as the only two offensive linemen in franchise history to earn a Pro Bowl berth in three consecutive years

• The only other NFL lineman with a current streak of 5 straight Pro Bowl berths: Browns OT Joe Thomas

• Scored two career TDs. Blocked a punt and recovered it in the end zone (12/19/04 at Cin.) and caught JP Losman's first career TD pass (9/11/05 vs. Hou.)

QUOTES

• NBC Sunday Night Football analyst Cris Collinsworth on Peters: "To get a big guy playing tackle that can pass protect like he does and work his way down the field, God didn't create many people like him."

• Evan Mathis on Peters: "To be that big and be as athletic as he is, it's unbelievable. To sum him up as an athlete, he's light on his feet. To say someone who's what, 345-350 pounds, is light on his feet is really not something you ever hear. But he can move."

PERSONAL

• Single and resides in Philadelphia and in Atlanta, TX. Has a son, Jayshaun, who plays football, baseball, and basketball. "He's 10 years old and he made the all-star team in all three sports this past year," said his proud father

• Mother Teledeo (pronounced Toledo) Simington and stepfather Ivory Simington. Has two sisters, Ivy and Chrissy

CAREER SERVICE

YEAR	TEAM	GP/GS	Playoffs		
2004	Buf.	5/1	YEAR	TEAM	GP/GS
2005	Buf.	16/10	2009	Phil.	1/1
2006	Buf.	16/16	2010	Phil.	1/1
2007	Buf.	15/15	Totals		
2008	Buf.	13/13	2/2		
2009	Phil.	15/15	Starts by position: 2004: 1 at TE,		
2010	Phil.	13/13	2005: 1 at TE, 9 at RT, 2006: 7 at		
2011	Phil.	14/14	RT, 9 at LT, 2007: 15 at LT, 2008:		
2012	Phil.	0/0	13 at LT, 2009: 15 at LT (1 at LT		
Totals		107/97	in playoffs), 2010: 13 at LT (1 at		
			LT in playoffs) 2011: 14 at LT		

21 Kenny Phillips

Safety

6-2, 210

Miami (FL)

6th year

Born 11/24/86 in Miami, FL

Carol City HS, Miami, FL

Acquired - FA (NYG) 2013




A talented, athletic defensive back who has been a key contributor at the safety position, Kenny Phillips signed with the Eagles as a free agent during the 2013 offseason. Phillips brings a winning attitude and competitive mentality to the team as he helped the New York Giants to a Super Bowl XLVI championship in 2011. Originally a first-round pick (31st overall) of New York in 2008, the five-year veteran has played in 56 career games (41 starts) and recorded 262 tackles, eight interceptions, three fumble recoveries and 26 passes defended. A 2010 recipient of the Ed Block Courage Award, Phillips played in all 16 games (15 starts) in 2010 and finished fourth on the team in tackles after recovering from a knee injury the previous season. The Miami, FL, native was a three-year starter at Miami (FL) and finished his collegiate career with 203 tackles, seven interceptions and three forced fumbles.

BIRDSEED

- As a member of the New York Giants, Phillips partnered with secondary teammate Terrell Thomas each holiday season and provided an unforgettable experience of gifts and a night out for local youth groups

CAREER HIGHLIGHTS

- Has collared 262 tackles, eight interceptions, three fumble recoveries and 26 passes defended in his five-year career
- Helped lead New York to a 33-31 victory at Dal. (9/20) after collecting seven tackles and intercepting Cowboys QB Tony Romo twice to become the first Giants player with two picks in a game since Aaron Ross accomplished the feat vs. Bal. on 11/16/08
- Recipient of the Ed Block Courage Award in 2010. After starting in the first two games of the 2009 regular season, an MRI discovered that Phillips had patella femoral arthritis in his left knee. He underwent surgery and was placed on Injured Reserve for the remainder of the season. Following a dedicated approach to his rehab, Phillips returned in 2010 to play in every game (15 starts) and finished fourth on the team with 77 tackles, while adding an interception and three fumble recoveries. The award honors those NFL players who exemplify a commitment to the principles of sportsmanship and courage and is given by a vote of the team for effort as well as individual performance



2012 HIGHLIGHTS (with NY Giants)

- Tied a season high with five tackles in a 36-7 victory at Car. (9/20). Was part of a defense that allowed the least amount of points to the opposition since surrendering only three points to the Vikings in a 21-3 win at Min. (12/13/10)

CAREER HIGHS

Tackles	10	(9/20/09 at Dal.)
INTs	2	(9/20/09 at Dal.)
INT Lg	31	(12/24/11 at NYJ)

PERSONAL

- Participated in numerous charitable events as a member of the Giants which included a kickoff luncheon that benefits Hackensack University Medical Center and an interactive luncheon with fans at The Brownstone in Paterson, NJ
- Favorite sports moment was when he tipped the final pass in Super Bowl XLVI that capped a Giants victory

THREE-STEP DROP

Hobbies: Fishing, billiards, movies
Trade places with for a day: "My dad"
Dinner guest: President Obama
Talent he'd most like to have: Ability to sing
If not playing football: Coaching
Favorite teams growing up: Miami Heat, Miami Dolphins
First job: Working for a lawn service
Meal: Seafood
Movie: *Paid in Full*
Music: Everything - from rap to country
Philly restaurant: Chickie's & Pete's

2012 GAME-BY-GAME STATISTICS

Date	Opp	W/L	P/S	S	A	T	Sac	Hur	Int	Yds	Lg	KD	FF	FR
Sep 5	Dal	L	1/1	3	1	4	0.0	0	0	0	0	0	0	0
Sep 16	TB	W	1/1	5	0	5	0.0	0	0	0	0	1	0	0
Sep 20	at Car	W	1/1	5	0	5	0.0	0	0	0	0	0	0	0
Sep 30	at Phi	L	1/1	0	0	0	0.0	0	0	0	0	0	0	0
Oct 7	Cle	W	0/0						INACTIVE/KNEE					
Oct 14	at SF	W	0/0						INACTIVE/KNEE					
Oct 21	Was	W	0/0						INACTIVE/KNEE					
Oct 28	at Dal	W	0/0						INACTIVE/KNEE					
Nov 4	Pit	L	0/0						INACTIVE/KNEE					
Nov 11	at Cin	L	0/0						INACTIVE/KNEE					
Nov 25	GB	W	1/1	5	0	5	0.0	0	0	0	0	0	0	0
Dec 3	at Was	L	1/0	0	0	0	0.0	0	0	0	0	0	0	0
Dec 9	NO	W	0/0						INACTIVE/KNEE					
Dec 16	at Atl	L	0/0						INACTIVE/KNEE					
Dec 23	at Bal	L	0/0						INACTIVE/KNEE					
Dec 30	Phi	W	1/1	3	1	4	0.0	0	0	0	0	2	0	0
Totals			7/6	21	2	23	0.0	0	0	0	0	3	0	0

PHILLIPS' CAREER STATISTICS

Year	Team	GP/GS	TACKLES					INTERCEPTIONS					FF	FR	Yds
			Tot	Solo	Ast	Sk	Yds	Int	Yds	Lg	TD	KD			
2008	NYG	16/3	67	55	12	0.0	0.0	1	0	0	0	5	0	0	0
2009	NYG	2/2	13	9	4	0.0	0.0	2	22	22	0	2	0	0	0
2010	NYG	16/15	77	60	17	0.0	0.0	1	0	0	0	5	0	3	0
2011	NYG	15/15	82	59	23	0.0	0.0	4	50	31	0	11	1	0	0
2012	NYG	7/6	23	21	2	0.0	0.0	0	0	0	0	3	0	0	0
TOTALS		56/41	262	204	58	0.0	0.0	8	72	31	0	26	1	3	0
PLAYOFFS															
2008	NYG	1/0	5	4	1	0.0	0.0	0	0	0	0	0	0	0	0
2011	NYG	4/4	16	14	2	0.0	0.0	0	0	0	0	3	1	0	0
TOTALS		5/4	21	18	3	0.0	0.0	0	0	0	0	3	1	0	0



ADDITIONAL CAREER STATISTICS:

SPECIAL TEAMS TACKLES: (5) - 2008 (5)

32 Chris Polk

Running Back
5-11, 222
Washington
2nd year

Born 12/16/89 in Redlands, CA
Redlands East Valley HS, Redlands, CA
Acquired - Rookie FA 2012



A bruising back who shows a knack for getting the tough yards after contact, Chris Polk earned a roster spot with the Eagles in 2012 after signing as an undrafted free agent from Washington. Polk finished his Huskies career as the 2nd leading rusher all-time behind Napoleon Kaufman as he eclipsed the 1,000-yard rushing mark three times. His 4,049 rushing yards included a school-record 21 100-yard games.

2012 HIGHLIGHTS

- Forced a fumble on a kick-off return at NO (11/5) that was recovered by the Eagles Brandon Hughes

BIRDSEED

- Credits his mother, Edrena, to getting him where he is today. "With everything she went through, raising me and having to make a living, she motivates me to be the best I can be and try harder every day."
- What he loves most about football:** "The camaraderie aspect is the best part for me. There's always competition between everyone, but you always build friendships with your teammates."
- Most underrated attribute at running back:** "Patience. You can't just go out there and run because you need to wait for things to develop. You need to have knowledge of what the opposing defense is going to do so you can make your reads. Once you see how they're lining up, you need to know the play and your assignment, especially when it comes to blocking and blitz pickup."
- Uses yoga as one of his offseason training methods so he can stay as flexible as possible.

COLLEGE HIGHLIGHTS

- Registered 4,049 rushing yards and 26 TDs on 799 carries (5.1 average), while also contributing 683 receiving yards and four touchdowns on 79 receptions during his four-year career at Washington
- Finished as Washington's second-leading rusher, and is one of just seven players in Pac 12 history to top 4,000 yards rushing
- Earned first-team All-Pac 12 honors as a junior in 2011 with 1,488 rushing yards and 12 TDs. Averaged 5.1 yards per carry and also grabbed 31 passes
- Named 2nd team, All-Pac 10 in 2010, finishing with 1,415 rushing yards and nine TDs on 260 carries (5.4 average)
- Became the first Huskies freshman ever to break 1,000-yard rushing plateau, finishing with 1,113 yards on 226 carries
- Played in the first two games as the team's starting running back in 2008, but received a redshirt after injuries forced him to miss the remainder of the season

LOVE AT FIRST SIGHT

Polk scored a touchdown the first time he ever touched a football in a organized football game at the age of 6 for the San Bernadino Blackhawks and never turned back. "From that moment on, my dream was to play professionally," recalled Polk. "I love football so much, I didn't play any other sport since age 6. I never tried basketball, never tried anything else but football. I've been in love with football since that first carry."

PERSONAL

- Scored 68 touchdowns in his career at Redlands East Valley HS and was named a PrepStar All-American at running back following his senior season after rushing for 2,561 yards and 29 touchdowns and leading the team to a 12-1 record
- Also lettered in track in the 4x100m, 100m and 200m
- Has a blue pitbull named Achilles
- Son of Edrena Polk, a registered nurse, and Chris Polk, Sr., a retired Navy officer
- Obtained a bachelor's degree in American Ethnic Studies in December of 2011

INJURY REPORT

- Suffered a toe injury in practice on 11/7 and missed final 8 games

THREE-STEP DROP

Greatest love besides football: God
Hobby: Video games, esp. *Call of Duty* and *FIFA*
Talent most like to have: Singing
Dinner guest: Jesus
Guilty pleasures: Sweets, Documentaries
Most memorable concert: Summer Jam in Oakland in 2011
Favorite meal: Mac & Cheese
Books: *The Bible*, his Eagles playbook
Car: Ferrari
Movies: *Men of Honor*, *Titanic*
TV show: *Family Guy*
Song: "Thirsty" - Kendrick Lamar
Teams/athletes growing up: Oakland Raiders, Nnamdi Asomugha, Michael Vick, Emmitt Smith
Athletes to watch now: Kobe Bryant, Derrick Rose, Kevin Durant, Lionel Messi
App: iFunny
Philly restaurant: Del Frisco's

2012 GAME-BY-GAME STATISTICS

Date	Opp.	W/L	P/S	RUSHING				RECEIVING				TYS		
				Att	Yd	Avg	Lg	TD	No	Yd	Avg		Lg	TD
Sep 9	at Cle	W	1/0	0	0	0.0	0	0	0	0	0	0	0	0
Sep 16	Bal	W	1/0	0	0	0.0	0	0	0	0	0.0	0	0	0
Sep 23	at Ari	L	1/0	0	0	0.0	0	0	0	0	0.0	0	0	0
Sep 30	NYG	W	1/0	0	0	0.0	0	0	0	0	0.0	0	0	0
Oct 7	at Pit	L	0/0	INACTIVE										
Oct 14	Det	L	1/0	0	0	0.0	0	0	0	0	0.0	0	0	0
Oct 28	Atl	L	1/0	0	0	0.0	0	0	0	0	0.0	0	0	0
Nov 5	at NO	L	1/0	0	0	0.0	0	0	0	0	0.0	0	0	0
Nov 11	Dal			INACTIVE/TOE										
Nov 18	Was			INACTIVE/TOE										
Nov 26	Car			INACTIVE/TOE										
Dec 2	at Dal			INACTIVE/TOE										
Dec 9	at TB			INACTIVE/TOE										
Dec 13	Cin			INACTIVE/TOE										
Dec 23	at Was			INACTIVE/TOE										
Dec 30	at NYG			INACTIVE/TOE										
Totals			7/0	0	0	0.0	0	0	0	0	0.0	0	0	0

POLK'S CAREER STATISTICS

Year	Team	GP/GS	RUSHING				RECEIVING						
			Att	Yds	Avg	Lg	TD	No	Yds	Avg	Lg	TD	
2012	Phil.	7/0	0	0	0.0	0	0	0	0	0	0.0	0	0
Totals		7/0	0	0	0.0	0	0	0	0	0	0.0	0	0

SPECIAL TEAMS TACKLES: 2012 (1)

33 Jordan Poyer

Cornerback

6-0, 191


Oregon St.

Rookie

Born 4/25/91 in Dallas, OR

Astoria HS, Astoria, OR

Acquired - D7b-13 (218th overall)



A top cornerback at Oregon State who also doubled as a kick/punt return specialist, Jordan Poyer was a seventh-round selection of the Eagles in the 2013 NFL Draft. A first-team All-Pac-12 honoree as a senior, he tied for second in the nation with seven interceptions. A three-sport athlete growing up, Poyer was a distinguished baseball player and was originally drafted by the Florida Marlins in the 42nd round of the 2009 MLB Draft.

BIRDSEED

- Models his game after St. Louis Rams All-Pro cornerback Cortland Finnegan. "He's scrappy," said Poyer. "He's a competitive guy and he makes plays on the field."

FROM THE DIAMOND TO THE GRIDIRON



Aside from his play on the gridiron, Poyer excelled as a baseball player in high school - hitting 12 home runs as a freshman on a state championship baseball team - and was selected by the Florida Marlins in the 42nd round of the 2009 MLB Draft. One of just nine players to be honored as an American Baseball Coaches Association/Rawlings HS Gold Glove award winner, he briefly made his mark as an outfielder at Oregon State before fully devoting his time to football.

- Has two favorite personal moments in sports growing up: Winning the state championship as a senior at Astoria High School and intercepting former USC and current Eagles QB Matt Barkley and returning the pick for a score in a 36-7 Beaver victory over the Trojans in 2010

COLLEGE HIGHLIGHTS

- A consensus All-American and semifinalist for the Bednarik (top defensive player) and Thorpe (cornerback) Awards as a senior, Poyer played in 49 games during his four-year career at Oregon State and recorded 153 tackles, 13 interceptions, three sacks, three fumble recoveries and two forced fumbles
- Was named to the Lott IMPACT Trophy watch list and Phil Steele's preseason All-America fourth-team (at cornerback) prior to the start of his senior season
- Earned first-team All-Pac-12 accolades as a senior in 2012 after tying for second in the nation with seven interceptions, while tallying 51 tackles and two sacks in 12 games
- A second-team All-Pac-12 selection as a junior in 2011, started all 12 games and recorded 57 tackles, four interceptions and 12 pass deflections
- Was awarded with Pac-12 Special Teams Player of the Week and National Punt Returner of the Week honors after setting the Reser Stadium record with an 85-yard punt return for a touchdown against UCLA. Followed that up with his first career multi-interception game on the road against Arizona State. As a result of his back-to-back standout performances, he was named to the College Football Performance Awards Honorable Mention list

- Served as the Beavers' primary kick and punt return specialist, ranking fourth all-time in school annals with an average of 14.1 yards per punt return

- Played in all 12 games as a sophomore in 2010, ending with 34 tackles, two interceptions, one sack, one forced fumble and one fumble recovery. Also contributed 917 yards on kick returns

- Ranked second on the team in all-purpose yards (1,109) and second in the conference for kick return yards per attempt (27.8), which also was the seventh-best mark in single-season school history

- Transitioned from safety to cornerback prior to the start of the 2010 season

- Played in all 13 games as a true freshman in 2009, collaring 11 tackles and one forced fumble. Also finished second on the team with 10 special teams tackles

PERSONAL

- A three-year varsity player at Astoria HS, helped guide his team to a championship as both a quarterback and safety. Was selected to play on the 2009 USA Football Junior National Team
- Was a participant in the East-West Shrine Game
- Aside from football, was a four-year letterwinner in basketball and baseball
- Son of Faalaeo and Julie Poyer. Faalaeo, played tight end at Eastern New Mexico and Julie played softball at Oregon State before transferring to Eastern New Mexico. Also has one brother, Jeremy, and a girlfriend, Maddi
- His grandfather, Lynn Baxter, was a letterwinner in basketball at Oregon State in 1962 and 1964
- Majored in liberal studies
- Follow Poyer on Twitter: @J_Poyer14

THREE-STEP DROP

Talent he'd most like to have: Singing and the ability to breakdance

Person he'd most like to trade places with for a day: LeBron James

Would like to have dinner with: Martin Luther King, Jr.

Favorite musical artist: Wiz Khalifa

TV Show: Family Guy

Movie: Remember the Titans

Teams/athletes growing up: Ken Griffey, Jr. and Michael Vick

Hobbies: Video games, especially Madden and MLB 2K13

Nickname: J. Po


Favorite Meal: Mom's spaghetti

First Job: Golf course attendant

73 Nic Purcell

Tackle
6-6, 305
Golden West CC
Rookie

Born 9/20/85 in Auckland, N. Zealand
Church College of NZ, Temple View, NZ
Acquired - Rookie FA (13)



A former rugby player, Nic Purcell signed with the Eagles as a rookie free agent during the 2013 offseason after participating in the team's rookie mini-camp on a tryout basis. A native of Auckland, New Zealand, Purcell did not begin playing organized American football until his arrival in the United States in 2011, when he began his collegiate career at Golden West Community College as a defensive lineman. After being approached by the Golden West coaching staff, Purcell moved to the offensive line and started nine of ten games as a second-year player in 2012. After two seasons at Golden West, he was highly recruited by several FBS schools but was ruled ineligible by the NCAA due to an exhausted eligibility issue that stemmed from his days in New Zealand and was forced to begin his professional career earlier than expected.

BIRDSEED

- Began his career on the defensive line at Golden West before transitioning to the offensive side of the ball: "Being a rugby player, a lot of the concepts of the offensive line were very foreign to me. Honestly, my mentality was that I couldn't hit anybody. They told me that I could stay at defensive end and be average or I could move to the offensive line and have the potential to be a great. I trusted they had my best interests in mind and made the move."

WHIRLWIND CAREER

A native of Auckland, New Zealand, Purcell had relatively little exposure to the game of football before moving to the U.S. in 2011. Growing up in a basketball household and playing rugby during his childhood, Purcell did not have any experience playing football in an organized capacity. But after enrolling at Golden West Community College, he was approached by one of the school's coaches who thought he fit the bill of a gridiron standout.

Purcell appeared in every game in his first season with the Rattlers, started all but one game during his sophomore season and began to attract attention from several BCS schools. However, prior to transferring, he experienced a hangup with the NCAA who ruled that his eligibility had been exhausted due to his participation in two games with a football club in New Zealand prior to his move to America. After two appeals, Purcell was denied his eligibility, thus ending his collegiate career.

"I found out just before the draft in April that they had denied my second appeal for eligibility," he remembered. "But at the same time I was waiting for the NCAA's appeal, I was training and preparing myself, thinking that today is maybe the day that they clear me and I'm going to be flying off to a school. It never came, but I just kept on the grind and it got me to where I am today."

- During his time at Golden West, Purcell was tutored by two-time Pro Bowler and All-Pro offensive lineman Jesse Sapolu. Sapolu spent his entire 15-year career with the San Francisco 49ers, winning four Super Bowl titles (1984, 88, 89 and 94) in that span. As Purcell moved to the offensive side of the ball, Sapolu helped to teach the athletic lineman the finer details of the position. "I had a lot of help from coaches and I had a guy mentoring me, Jesse Sapolu. He was mentoring me and was very good and very supportive in helping to get me up to speed. It took a lot of hard work."

- Favorite thing about playing football:** "I like the physicality of the game, but also like the technical aspect. It involves a lot of thinking, especially as an offensive lineman. You have to do a lot of very quick thinking and I like the intellectual challenge as well as the physical challenge."

IN THE TRENCHES

- Most underrated part of being an offensive lineman:** "How much the success of an offense relies on the offensive line. I really like that about the offensive line, too. Just coming from New Zealand and growing up and playing sports in New Zealand, everything was very reserved and conservative. One of the things that I still don't really embrace in terms of football culture is the showboating. I really like how, as an offensive lineman, you do all of the hard work and no one gives you praise. I like it that way."
- Worst part about being 6-6, 305:** "Sitting on an airplane."

PERSONAL

- Attended Church College of New Zealand, where he played basketball
- Son of Brian and Ingrid Purcell and is the fourth of seven children (two brothers and four sisters). Brian and Ingrid both work for the government in New Zealand. Two of his sisters, Charmian and Natalie, played basketball on the New Zealand national team in the 2008 Beijing Summer Olympics
- Met wife, Madison, at a high school reunion in New Zealand and the two wed in 2009

COLLEGE HIGHLIGHTS

- Appeared in 21 games (nine starts) at Golden West Community College, and started nine of 10 games at left tackle in 2012

SPREADING THE WORD

As a member of the Church of Jesus Christ of Latter-day Saints, Purcell dedicated two years of his life following high school to mission work. Purcell traveled to a little-known set of islands northeast of Australia known as the Republic of Kiribati, where he spent two years assisting the natives of the country in every-day activities and chores while spreading the word of Jesus Christ.

"I loved it," said Purcell. "I think it accelerated the learning process for me. I was out there to serve people and help people, but I probably benefited the most from it. That's usually how it goes. It's a third-world country, an island nation. Humble people. They taught me a lot about life and about not taking things for granted. They had nothing but they were so happy. It was really nice."



THREE-STEP DROP

Talent he'd most like to have: Dance
Favorite team/athletes growing up: Chicago Bulls/Michael Jordan
Favorite athletes to watch right now: Kevin Durant
Most played artists on iPod: A little bit of everything, but mainly reggae and jazz; Lucky Dube (reggae artist from South Africa)
Favorite meal: "A good island meal -- Some taro, a little coconut cream, taro leaves and some fish."
Movie: *Lord of the Rings* trilogy
TV show: *The Walking Dead*

61 Isaac Remington

Defensive Line

6-6, 305

Oregon

Rookie

Born 6/16/89 in Phoenix, AZ

Valley Christian HS, Chandler, AZ

Acquired - Rookie FA (2013)



A former pupil of both Eagles head coach Chip Kelly and defensive line coach Jerry Azzinaro at Oregon, Isaac Remington was signed as an undrafted rookie free agent by the Eagles in the 2013 offseason. In two years with the Ducks, Remington played in 25 games (13 starts) and racked up 53 tackles (eight for loss) and 2.5 sacks. The Phoenix, AZ, native starred at Phoenix College where he was an All-ACCAC and All-WSFL second-team selection before enrolling at Oregon in 2010.

BIRDSEED

- As a member of the University of Oregon family, Remington was an active participant in the "O Heroes" initiative. The program's mission is to unite the school's student-athletes together and make a positive impact on the community, most specifically the Eugene/Springfield area. Some of the annual projects include Read Across America, Boys & Girls Club "Olympics, Nike Re-Use a Shoe Campaign and the Greenhill Humane Society Animal Shelter Day among others. "It was really inspirational for me," said Remington. "I'm just a football player, so to think that I did something extraordinary to make those children happy was a very humbling experience."

COLLEGE HIGHLIGHTS

- Competed in 25 career games (13 starts) at Oregon where he recorded 53 tackles (eight for loss), 2.5 sacks and three pass deflections
- As a senior in 2012, started in 10 of 11 games played and tallied 22 tackles (four for loss) and one sack
- Played in 14 games (three starts) as a junior in 2011, contributing 31 tackles (four for loss), 1.5 sacks and two pass deflections
- Transferred to Oregon in the winter of 2010 and took part in spring drills
- Earned All-ACCAC and All-WSFL second-team honors in 2009 while attending Phoenix College (AZ). Prior to a season-ending injury, posted 16 tackles and seven sacks
- Was originally recruited by Oregon out of high school

COACH KELLY CONNECTION

Having Chip Kelly as his head coach in college brought along a sense of familiarity for Remington as he made his transition to the pro level. The former Oregon defensive lineman has a noteworthy connection to Kelly as he was a member of his first recruiting class as head coach and was part of Kelly's first BCS bowl win as the Ducks defeated Wisconsin in the 2011 Rose Bowl, 45-38.



PERSONAL

- As a senior at Valley Christian HS, was part of a defense that limited opponents to just 164 points while allowing 10 points or less to seven teams
- In the summer of 2006, was a defensive line MVP honoree at Oregon's football camp
- Also played basketball at Valley Christian HS
- His favorite personal moment in sports growing up was when he helped guide Valley Christian to a 9-6 victory over rival Phoenix Christian as a senior
- An American history aficionado, Remington said that if he could trade places with one person for a day, it would be Christopher Columbus. Said Remington, "I think it would be cool to go back in time and see how everything was before the new world." Going even further, he would like to have dinner with Ralph Waldo Emerson, the famous mid-19th century poet
- Son of James and Claudia Remington. His father, James, who is a pastor at Calvary Chapel in Queen Creek, AZ, has been the biggest influence on Remington's career. "My father is a blue collar guy who works hard and always puts his family first."
- He and his wife, Crystal, have a son, Matthias
- Has two brothers and one sister
- Originally started playing football when he was seven years old at a local Boys & Girls Club in Scottsdale, AZ
- Earned his degree in english
- Full name:** Isaac Joseph Remington

THREE-STEP DROP

Hobbies: Camping, hiking, hunting

Career if not in football: High school teacher

Actor to play him in a movie: The star of *Thor*, Chris Hemsworth

Favorite team/athlete growing up: Pittsburgh Steelers/Aaron Smith

First job: Landscaper

Bucket list: Wingsuit flying

Meal: Hawaiian food

TV show: *Duck Dynasty*

Music: Mostly everything, especially reggae

Nickname: Ike

Twitter: @Isaac_Remington

66 Dallas Reynolds

Guard/Center

6-4, 320


BYU

2nd year

Born 4/23/84 in Salt Lake City, UT

Timpview HS, Provo, UT

Acquired - Rookie FA 2009



After spending the majority of his first three campaigns on the Philadelphia practice squad, Dallas Reynolds made the leap from developmental project and assumed the role of starting center for the Eagles in 2012 in the absence of Jason Kelce. Originally a rookie free agent signing of the Eagles in 2009, Reynolds started 51 games at BYU and twice garnered first-team All-Mountain West honors.

2012 HIGHLIGHTS

- Part of an offensive line that paved the way for RB Bryce Brown to run for an Eagles rookie record 178 yards vs. Car. (11/27)
- Started his first career NFL game at Ari. (9/23)
- Saw the first significant playing time of his career after replacing an injured Jason Kelce at center in the third quarter in a win vs. Bal. (9/16)

IN THE TRENCHES

- **How he decided to become an O-lineman:** "My first year of middle school - it was the first time I played tackle football - I was a tight end. I just kept getting bigger and bigger. So I kind of fell into the spot more than that's what I wanted to become. I started to really enjoy it in high school and then I knew that's what I wanted to do."
- **The best part of being on the O-line:** "There's not just one or two guys that you're playing with; there are five guys. There has to be some unity and you all have to be on the same page. I think that's difficult and challenging, but I think that might be the most fun part of it. You have to be working together."
- **Most underrated attribute of being on the O-line:** "I think a lot of things start with the offensive line. The running backs get those big runs a lot of the times; they're athletes. But, a lot of the time, it's because of what happens in front of them. I think there are a lot of unseen things that happen on the offensive line that make the team roll."

FATHER KNOWS BEST

His father, Lance, was a former assistant head coach and tight ends coach at BYU. "He has always been there [for me]," said Dallas. "He was a coach so the things he would say and do - growing up he was always there for me to ask questions. He helped me in my life and my career, as well." Lance retired following the 2012 season after spending the previous 31 years coaching the Cougars.



BIRDSEED

- Claims that he has missed just one game in his entire football career. "I missed one game my junior year of high school, but that's it."
- Ventured on a church mission to Seattle, WA, five days after his high school graduation. While on the expedition, Reynolds shared the message of Jesus Christ, while providing his services. "It was really the first time I was away from home. It was a learning experience for me, going out on my own. Obviously, you're out in a big city. I learned a lot about myself in terms of taking care of myself and becoming independent. It really helped me out in aspects of my religion and my beliefs in Jesus Christ. It really shaped who I am today."

PERSONAL

- He and his wife, Suzanne, have a daughter, Sharae, and a son, Dallas Jr.
- Son of Lance and Leslie Reynolds ... has three brothers and one sister
- His younger brother, Matt, was signed by Carolina as a rookie free agent in 2012 before being released as part of the team's final roster cutdown. Matt was a member of the Eagles practice squad during the 2012 season and signed with the Kansas City Chiefs in 2013
- Achieved the rank of Eagle Scout when he was 14 years old
- **Favorite place to visit:** Bear Lake in Garden City, UT, for water skiing and fishing
- A two-time *Deseret News* first-team All-State selection at Timpview HS in Provo, UT. Also, was a team captain as a senior and earned all-region honors following his junior and senior seasons

THREE-STEP DROP



Favorite Philly restaurant: Geno's
Guilty pleasure: Strawberry cheesecake
Favorite Team Growing Up: LA Clippers
Funniest Eagle: Jason Kelce
First Job: Mowing lawns in Provo, Utah, for \$11 per lawn
Favorite App: Facebook
Movies: *Braveheart*
Talent Most Like to Have: Play the piano
Favorite Memory in Sports: Being able to play college football with two of my brothers, Lance, Jr. and Matt
Quote: "What we do in life echoes in eternity"

CAREER SERVICE

YEAR	TEAM	GP/GS	First NFL game: 9/9/12 at Cle. First NFL start: 9/23/12 at Ari.
2009	Phil.	0/0	
2012	Phil.	16/14	
Totals		16/14	
Playoffs			
YEAR	TEAM	GP/GS	
2009	Phil.	0/0	
Totals		0/0	

59 DeMeco Ryans

Linebacker

6-1, 247


Alabama

8th year

Born 7/28/84 in Bessemer, AL

Jess Lanier HS, Bessemer, AL

Acquired - Trade (Hou) 12



A two-time Pro Bowl linebacker and AP All-Pro selection, DeMeco Ryans established himself as a leader and playmaker on the Eagles defense after being acquired in the 2012 offseason in a trade with the Houston Texans. The Eagles leading tackler in his first season with the team, the cerebral and athletic linebacker was a team captain while with Houston and came to the Eagles as the Texans all-time leader with 637 tackles. Often described as a true professional on and off the field, Ryans is well known for his work in the community and started the DeMeco Ryans Foundation in 2007.

CAREER HIGHLIGHTS

- Left Houston as the Texans all-time leader with 637 tackles, and led the club or tied for the team lead in tackles 30 times
- Has registered 32 double-digit tackle games in his career
- Made his second trip to the Pro Bowl following the 2009 season after making 16 starts at MLB and recording 123 tackles, one sack, one forced fumble and one fumble recovery
- Voted as a starter for the AFC Pro Bowl squad, earned a second-team AP All-Pro selection and was named the Texans team MVP following the 2007 season after leading the team with 128 tackles, while notching two sacks, one interception and a forced fumble
- Was named AP Defensive Rookie of the Year in 2006 after starting in all 16 games and leading the Texans with a career-high 156 tackles, the most by any NFL rookie that season. Also posted 3.5 sacks, one interception and a forced fumble
- Was named AFC Defensive POW vs. Oakland on 12/3/06 after leading the team with 15 tackles, and becoming the first player in Texans history to register a sack, INT, FR and FF in the same game

2012 HIGHLIGHTS

- Eclipsed the 100-tackle plateau for the fifth time in his career with a team-high 148 tackles and 16 tackles for a loss



EAGLES - MOST TACKLES FOR A LOSS

DeMeco Ryans, 2012	16
Jeremiah Trotter, 2005	13
Trent Cole, 2007	10
Jeremiah Trotter, 2004	10
Hugh Douglas, 2000	10

Note: TFLs started being tracked by the Eagles coaching staff in 1999

- His 148 tackles was the second-highest total of his career and the most since he recorded 156 as a rookie in 2006
- Started in his 100th NFL game vs. Cin. (12/13) and posted a team-high 13 tackles
- Notched double digits in tackles in three consecutive games (12 at Pit, 10/7; 14 vs. Det, 10/14; 14 vs. Atl, 10/28)
- Notched a sack and interception in the same game for the second time in his career vs. Bal. (9/16). Also collected 9 tackles, including 2 tackles for a loss
- Led the team with 9 tackles, including a team-high 3 tackles for a loss at Cle. (9/9)

BIRDSEED

- Claims the biggest influence on his life is his mother, Martha Ryans, who raised him and his three older siblings. Said Ryans: "Seeing her work so hard all her life for us, it really stuck with me. She worked two or three jobs all the time when I was growing up. That taught me about work ethic and how hard work pays off eventually. I owe her everything."
- **Most underrated attribute about playing linebacker:** "You need to have smarts to play this position. A lot of people think linebackers are just a bunch of meatheads that like running into people. It's not like that at all. You need to be aware of everything that's going on, on the field and be able to communicate that to the rest of the guys on the fly."
- After his playing days are over, Ryans aspires to coach high school football. In fact, during the lockout in 2011, Ryans served as the defensive coordinator at his alma mater Jess Lanier High School during spring football
- Donates a full scholarship to a University of Alabama Football player every single year

THREE-STEP DROP

Greatest love besides football: God

Talent he'd most like to have: Ability to sing

Favorite athletes/teams growing up: Deion Sanders, Bo Jackson/Atlanta Braves, Alabama football

First job: A cashier at Waccamaw's Home Place

Nicknames: "Cap" - at Houston, "Coach" - at Alabama

Most played artist on his iPod: Drake

Meal: Fried pork chops, mac & cheese, greens and corn bread

TV Show: *Martin*

Quote: "If it was easy, everybody would do it."

Place to visit: South Beach

What he'd be doing if he wasn't playing football: Coaching


SWITCHING SIDES

DeMeco's favorite personal moment in sports growing up was the first time he played linebacker in middle school. Originally a starting center on the squad, Ryans filled in for the team's MLB in the first half of a game because his teammate was forced to sit out due to a suspension. "I made every single tackle in that half," recalls Ryans. "Then when I had to go back to center in the second half, I was thinking I might need to make a position change real soon. Sure enough, the next year that change came."

"Coach (Kelly) talked about what he thought about DeMeco and what he saw on tape and his intangibles that he brings. Those are culture-setters when you have guys like that -- great character, hard-working. A lot of times, the first year you're in a new place, it takes awhile to adjust. But you're talking about a really productive player and a really hard worker -- smart player as well."

- Eagles General Manager Howie Roseman

59 DeMeco Ryans



PERSONAL

- Recorded 135 tackles, 11 sacks, two forced fumbles and two interceptions as a senior at Jess Lanier High School, earning all-state and academic all-state honors
- Was named to both the *Tuscaloosa News* Sweet Sixteen and the *Birmingham Post-Herald* Super Senior teams
- Son of Martha Ryans and Morgan Turner. Has two older brothers and one older sister
- Earned his degree in business management
- Follow DeMeco on Twitter: @DRyans59

COMMUNITY LINEBACKER

DeMeco Ryans credits his strong work ethic to inspiration from his mother, who raised him as a single parent and instilled in him the importance of education and hard work at an early age. With that in mind, DeMeco established his own foundation in 2007 with a mission to create innovative programs that provide access to educational, recreational and healthy living initiatives designed to positively aid in the development of youth.

Some of the programs include the DeMeco Ryans Leadership Academy, football/cheerleading camps, and an annual scholarship competition, where he awards several students with partial scholarships to a school of their choice.

For more information on DeMeco and his foundation, please visit www.demecoryansfoundation.org



RYANS' CAREER STATISTICS

Year	Team	GP/GS	TACKLES					INTERCEPTIONS					FF	FR	Yds
			Tot	Solo	Ast	Sacks	Yds	Int	Yds	Lg	TD	KD			
2006	Hou.	16/16	156	126	30	3.5	30.5	1	16	16	0	6	1	1	0
2007	Hou.	16/16	128	99	29	2.0	18.0	1	1	1	0	7	1	3	26
2008	Hou.	16/16	112	86	26	1.0	9.0	0	0	0	0	4	2	3	47
2009	Hou.	16/16	123	93	30	1.0	7.0	0	0	0	0	2	1	1	0
2010	Hou.	6/6	54	32	22	1.0	10.0	0	0	0	0	2	0	0	0
2011	Hou.	16/16	64	44	20	0.0	0.0	0	0	0	0	4	1	0	0
2012	Phil.	16/16	148	114	34	1.0	13.0	1	0	0	0	3	1	0	0
TOTALS		102/102	785	594	191	9.5	87.5	3	17	16	0	28	7	8	73
PLAYOFFS															
2011	Hou.	2/1	11	4	7	0.0	0	0	0	0	0	0	0	0	0
TOTALS		2/1	11	4	7	0.0	0	0	0	0	0	0	0	0	0

2012 GAME-BY-GAME STATISTICS

Date	Opp	W/L	P/S	S	A	T	Sac	Hur	Int	Yds	Lg	KD	FF	FR
Sep 9	at Cle	W	1/1	8	1	9	0.0	0	0	0	0	0	0	0
Sep 16	Bal	W	1/1	8	1	9	1.0	0	1	0	0	0	0	0
Sep 23	at Ari	L	1/1	8	0	8	0.0	0	0	0	0	0	0	0
Sep 30	NYG	W	1/1	6	2	8	0.0	1	0	0	0	0	0	0
Oct 7	at Pit	L	1/1	8	4	12	0.0	1	0	0	0	0	0	0
Oct 14	Det	L	1/1	9	5	14	0.0	0	0	0	0	0	0	0
Oct 28	Atl	L	1/1	9	5	14	0.0	0	0	0	0	0	0	0
Nov 5	at NO	L	1/1	6	3	9	0.0	0	0	0	0	0	0	0
Nov 11	Dal	L	1/1	8	2	10	0.0	0	0	0	0	0	0	0
Nov 18	at Was	L	1/1	7	1	8	0.0	0	0	0	0	0	0	1
Nov 26	Car	L	1/1	10	1	11	0.0	0	0	0	0	0	0	0
Dec 2	at Dal	L	1/1	4	2	6	0.0	0	0	0	0	0	0	0
Dec 9	at TB	W	1/1	8	1	9	0.0	1	0	0	0	1	0	0
Dec 13	Cin	L	1/1	10	3	13	0.0	0	0	0	0	1	0	0
Dec 23	Was	L	1/1	4	2	6	0.0	0	0	0	0	0	0	0
Dec 30	at NYG	L	1/1	1	1	2	0.0	0	0	0	0	1	0	0
Totals			16/16	114	34	148	1.0	3	1	0	0	3	1	0

CAREER HIGHS

Tackles	15	(12/3/06 at Oak.)
Sacks	1.0	(9x - 9/16/12 vs. Bal.)
INTs	1	(3x - 9/16/12 vs. Bal.)

TOUCHDOWNS

Touchdown	Opponent
26-yd FUM ret.	10/21/07 vs. Ten. (QB Kerry Collins)

19 Greg Salas

Wide Receiver

6-2, 210

Hawaii

3rd year

Born 8/25/88 in Chino, CA

Chino HS, Chino, CA

Acquired - Waivers (NE) 2012



THREE-STEP DROP

What he'd be doing if not in football: In real estate

Talent he'd most like to have: Ability to sing

Favorite personal moment in sports growing up: "Hitting my first and only home run when I was 12 years old."

Team/athlete growing up: Oakland Raiders/Charles Woodson

First job: Worked at RoundTable Pizza

Hobby: Call of Duty

Most played artist on his iPod: Drake

Meal: Burrito

Funniest Eagle: LeSean McCoy

Philly restaurant: Penrose Diner

One of the most accomplished receivers in WAC history, Greg Salas was claimed off waivers by the Eagles midway through the 2012 season after spending the first half of the year on New England's practice squad. Originally a fourth-round selection of the Rams in 2011, Salas caught 27 passes for 264 yards in limited action during his rookie campaign before being traded to the Patriots prior to the 2012 season. Twice named an All-WAC selection, Salas is the all-time leading receiver in Hawaii history with 4,345 yards and ranks third all time in receptions (285).

2011 HIGHLIGHTS (with St. Louis)

- A fourth-round selection of the Rams in 2011, caught 27 passes for 264 yards as a rookie
- Recorded a career-high eight receptions for 77 yards at GB (10/16)

COLLEGE HIGHLIGHTS

- Started 40 of 49 games at Hawaii, finishing with 285 catches for 4,345 yards (15.3 avg.) and 26 touchdowns
- Finished his collegiate career tied for third in WAC annals and tied for 15th in NCAA history in receptions
- Finished his career with a Hawaii-record 4,345 receiving yards, which ranked third in conference history and tied for sixth in NCAA history
- A two-time All-Western Athletic Conference selection, he hauled in over 100 passes in each of his final two seasons
- Named an All-American third-team selection by multiple outlets as a senior, after registering 119 receptions for 1,889 yards and 14 touchdowns in 2010. His 119 receptions surpassed Davone Bess' Hawaii record (108 catches in 2007) and ranked second in WAC history

- Started 12 of 13 games as a junior and led the Warriors with 106 receptions for 1,590 yards and eight touchdowns, while being recognized as Hawaii's Most Outstanding Offensive Player

- Ranked second among Warriors receivers with 57 receptions for 831 yards with three touchdowns as a sophomore in 2008

- Appeared in eight games at wide receiver as a red-shirt freshman, catching three passes for 35 yards and one touchdown

PERSONAL

- An All-League selection as a defensive back and wide receiver at Chino High School (Cal.)
- Also lettered in track and field
- Majored in sociology at Hawaii
- Son of Teri Maldonado and Mark Salas

INJURY HISTORY

- Placed on Injured Reserve with a fractured left fibula (11/8/11)

CAREER HIGHS

Recepts	8	(10/16/11 at GB)
Yards	77	(10/16/11 at GB)
Long	21	(2x - 10/23/11 at Dal.)
Punt rets.	2	(9/19/11 at NYG)
Yards	29	(9/19/11 at NYG)
Long	29	(9/19/11 at NYG)

2012 GAME-BY-GAME STATISTICS

Date	Opp	W/L	GP/GS	RECEIVING				RUSHING				PUNT RETURNS				TYS	
				No	Yds	Avg	Lg	TD	Att	Yds	Avg	Lg	TD	No	FC		Yds
With New England Patriots																	
Sep 9	at Ten	W	0/0														
Sep 16	Ari	L	0/0														
Nov 18	Ind	W	1/0	0	0	0.0	0	0	0	0	0	0.0	0	0	0	0	0
Claimed off waivers by the Eagles on 11/24/12																	
Nov 26	Car	L	0/0														
Dec 2	at Dal	L	0/0														
Dec 9	at TB	W	0/0														
Dec 13	Cin	L	0/0														
Dec 23	Was	L	0/0														
Dec 30	at NYG	L	0/0														
Totals			1/0	0	0	0.0	0	0	0	0	0	0.0	0	0	0	0	0

SALAS' CAREER STATISTICS

Year	Team	GP/GS	RECEIVING				RUSHING				PUNT RETURNS							
			No	Yds	Avg	Lg	TD	Att	Yds	Avg	Lg	TD	No	FC	Yds	Avg	Lg	TD
2011	StL	6/0	27	264	9.8	21	0	1	8	8.0	8	0	2	3	29	14.5	29	0
2012	NE	1/0	0	0	0.0	0	0	0	0	0.0	0	0	0	0	0	0.0	0	0
	Phi.	0/0																
TOTALS:		7/0	27	264	9.8	21	0	1	8	8.0	8	0	2	3	29	14.5	29	0

FUMBLES: 2011 (3/1)

SPECIAL TEAMS TACKLES: 2011 (1)

47 Will Shaw

Tight End

6-3, 245

Youngstown State

Rookie

Born 11/5/91 in Baltimore, MD

Highland HS, Gilbert, AZ

Acquired - RFA (2013)



THREE-STEP DROP

Greatest love besides football: Family
Actor that would play him in a movie: Bruce Willis

Favorite teams/athlete growing up: Baltimore Ravens and Orioles/Ray Lewis

First job: Working for M&S Decorators - decorating banks around Christmas time from age 8-14

Hobby: Watching high school, college and NBA basketball games

Most played artists on his iPod: Young Jeezy and the Zac Brown Band

Meal: Tortellini w/ creamy pesto sauce
Movie: All the *Die Hard* movies

Quote: "Try, try not, do." - Yoda

A converted tight end out of Youngstown State, Will Shaw signed with the Eagles as a rookie free agent during the 2013 offseason after attending the team's rookie minicamp on a tryout basis. After beginning his collegiate career as a safety, Shaw transitioned to tight end during his junior season and finished his career with 43 receptions for 629 yards and eight touchdowns. A second-team All-Missouri Valley Conference selection as a senior, Shaw caught 35 passes for 429 yards and five scores in his first full season at tight end. He began his career at Mesa (AZ) Community College, where he was a second-team All-Region I selection as a defensive back, before transferring to Youngstown State following his freshman season. A native of Baltimore, Md., Shaw attended Highland (AZ) High School where he played WR and DB for the Hawks.

COLLEGE HIGHLIGHTS

- In two seasons as a tight end, totaled 43 catches for 629 yards and eight touchdowns. Added 48 tackles, 2.5 tackles for a loss, one interception and two pass breakups as a safety in 2010
- A second-team All-Missouri Valley Conference selection as a senior in 2012, recorded 35 catches for 429 yards and five touchdowns in his first full season as a tight end
- Played in eight games (four starts) and caught eight passes for 200 yards and three touchdowns after converting to tight end in the fall
- Appeared in 11 games (eight starts) as a safety in 2010, finishing the season with 48 tackles, 2.5 tackles for a loss, one interception and two pass breakups
- As a sophomore, returned an interception 87 yards, the fourth-longest interception return in school history, against Northern Iowa
- Transferred to Youngstown St. following his freshman season at Mesa (AZ) Community College
- At Mesa Community College, was a second-team All-Region I selection as a defensive back after recording 43 tackles, four tackles for a loss and three forced fumbles in eight games as a freshman
- Earned the team's Newcomer of the Year award following his freshman campaign

PERSONAL

- Son of Eileen and Joseph Shaw and has three brothers and two sisters
- Owns a Boston Terrier named Barkley
- Played wide receiver and defensive back at Highland (AZ) High School
- Majored in business management
- Recipient of the Ralph W. & Mary Louise Heberling Memorial Football Scholarship in 2012

ON THE OFFENSIVE

Will Shaw came to Youngstown State as a defensive player with a defensive mindset. While he had played some wide receiver in college, Shaw saw reps exclusively on defense in his college career as a safety, linebacker and even at defensive end. "When they first came to me about playing tight end, I didn't agree with it," said Shaw. "I always considered myself a defensive guy, I liked to hit people. But, I was willing to do what was best for the team."

Shaw's transition to offense began in his junior season when he served as a backup tight end and special teams player. By the time he was a senior, Shaw flourished in his first full year as a starter and garnered second-team all conference honors. "My strength coach and tight ends coach really helped me out and stayed on top of me. I couldn't have done it without them. They taught me to really embrace the tight end position and I love it."

11 Russell Shepard

Wide Receiver

6-1, 195


LSU

Rookie

Born 9/17/90 in Houston, TX

Cypress Ridge HS, Houston, TX

Acquired - Rookie FA (2013)



THREE-STEP DROP

Nickname: "Shep"

Favorite athlete growing up: Eagles QB Michael Vick. "I grew up a quarterback, and being that style of quarterback, he was my favorite player of all time"

Actor that would play him in a movie: Will Smith

Person he'd most like to trade places with: Bill Gates

Bucket list: Start a non-profit organization

Favorite Meal: Chicken parmesan

Movie: *Remember the Titans*

TV show: *Maury*

Artist: Drake

Funniest Eagle: LeSean McCoy

Eagle he'd most like to trade places with: Jon Dorenbos

A multi-faceted threat at LSU who played quarterback, running back and wide receiver, Russell Shepard was signed as a rookie free agent by the Eagles. During his four-year career in Baton Rouge, he played in 49 games (14 starts) and registered 733 rushing yards, 565 receiving yards and 10 touchdowns (five rushing, five receiving). The Houston, TX, native spends just as much time in the community as he does on the field, participating in Big Brothers Big Sisters and the Oliver Foundation, a childhood obesity organization.

BIRDSEED

- One of the most dedicated community participants on the LSU football team, Shepard lent a helping hand to the Big Brother program in Glen Oaks, LA, and worked with the Oliver Foundation which is a Houston-based non-profit devoted to childhood obesity prevention. Also volunteered his time in local Louisiana prison systems
- After finishing his high school career as the nation's top ranked dual-threat quarterback, Shepard entered LSU with hopes of continuing his success at the quarterback position. However, a crowded quarterback situation forced him to change positions, first to running back, then to defensive back before eventually finding a home at the receiver position prior to his junior season
- If Shepard could trade places with one person for a single day, he would choose Microsoft founder Bill Gates. "I'm a huge fan of Bill Gates," said Shepard. "I wish I was a geek. He's a college dropout, yet he still had a ton of success. It's funny how all geeks want to be athletes, but athletes want to be geeks."
- Won an ESPY for the "Under Armour All-American Moment" in 2009 after hooking up with WR Andre Dubose for a 92-yard touchdown pass in the Under Armour All-American Game. Shepard said, "For some people, that's their Oscars or their Grammy's and I had one before I graduated from high school."
- Had his No. 10 jersey retired by Cypress Ridge HS less than one month after his final game



COLLEGE HIGHLIGHTS


- A triple-threat who had success at the quarterback, running back and wide receiver positions at LSU, Shepard appeared in 49 career games (14 starts) and totaled 733 rushing yards, 565 receiving yards and 10 touchdowns (five rushing, five receiving)
- Competed in 13 games (one start) as a senior in 2012, tallying 161 rushing yards, 92 receiving yards and a rushing score
- As a junior in 2011, played in 11 games (four starts) and ranked second on the team with four receiving touchdowns, third with 190 receiving yards and fourth with 14 receptions. Also added 52 rushing yards on seven carries
- Appeared in 13 games, making nine starts, during his sophomore campaign in 2010 and totaled 249 receiving yards, 33 receptions (second on team), 226 rushing yards (fourth on team) on 32 carries and three touchdowns (two rushing, one receiving)

- Became the first LSU player since Early Doucet in 2006 to record both a rushing and receiving touchdown in the same game when he did so in a 30-24 upset over North Carolina in the season opener
- A true freshman in 2009, competed in 12 games and totaled 294 yards and two scores on the ground, in addition to 34 receiving yards. Played a total of 90 snaps on offense - 40 at running back, 28 at quarterback and 22 at wide receiver
- His first-career touchdown - a 69-yard run in a win over Auburn - was the longest run from scrimmage by an LSU player since RB Jacob Hester ran for an 87-yard touchdown scamper against Louisiana Tech in 2007
- Enrolled at LSU in January 2009 after graduating from high school early

LEARNING THE EAGLE WAY

Upon his arrival in Philadelphia, Shepard quickly sought out Eagles Director of Player Development Harold Carmichael, who also happens to be the all-time leading receiver in Eagles history. When asked for his advice, Carmichael pointed Shepard in the direction of Eagles WR Jason Avant and said, "Find Jason, watch him and do everything that he does."

Shepard heeded to Carmichael's advice and approached Avant, who has taken the receiver under his wing. After practice, Avant and Shepard can be found catching balls off of the JUGS machine, long after everyone else has left the practice field. "Jason taught me to catch 100 balls every day after practice," said Shepard. "No matter what day it is, I have to catch 100 balls every day. I'm really just learning different techniques to help me become a great receiver and he's helped me so much."



43 David Sims

Safety
5-10, 210
Iowa State
2nd year
Born 10/20/86 in Gainesville, FL
Gainesville HS, Gainesville, FL
Acquired - Trade (Cle) 2012



THREE-STEP DROP

Talent he'd most like to have: Singing
Favorite song: "Bag of Money" by Rick Ross
Greatest love besides football: Amari-anna, his 4-year-old daughter
Person he'd most like to trade places with for a day: President Obama
TV Show: *The Cosby Show*, *Martin*, and *The Fresh Prince of Bel-Air*
Movie: *King-Fu Hustle*
Teams/athletes growing up: Barry Sanders and Michael Vick
Website: Facebook
Hobbies: Hitting golf balls at the driving range
Bucket list: Skydiving
Cell phone app: Instagram

Not many youngsters realize their dream of playing in the NFL from the side of a garbage truck working for Waste Management, but David Sims is certainly one of them and is proud of his unlikely route to the NFL. Acquired in a trade with Cleveland prior to the start of the 2012 season, Sims added depth to the Eagles defensive back corps and special teams units in his first season with the team. Originally signed as a rookie free agent by the New York Giants in 2011, Sims spent the final five weeks of his rookie campaign on the Browns practice squad. After graduating from Gainesville (FL) HS, Sims worked several odd jobs before attending Butte Community College in California en route to a productive two-year career at Iowa State.

2012 HIGHLIGHTS

- Made first career start, filling in for an injured Nate Allen at SS at NO (11/5)

COLLEGE HIGHLIGHTS

- A two-year letterman at Iowa State, tallied 188 tackles and six interceptions in 24 games
- Named the 2009 Big 12 Defensive Newcomer of the Year
- Began collegiate career as a running back at Butte Community College in Oroville, CA in 2007

BIRDSEED

- Was a teammate of Eagles G Danny Watkins at Butte Community College. Said Sims, "When Danny first came there, I was playing tailback so he was blocking for me for a while there. He's a pretty good guy."
- **Best influence early in life:** "The person who influenced me to play football was my cousin. We were the same age. He was playing Pop Warner football the year before me. I saw him play and told my parents that I wanted to play."
- **Most underrated attribute:** "My ability to jump. Just because I am 5-9, doesn't mean I can't jump or guard someone tall. I can still cover tight ends."

GAINING PERSPECTIVE

Sims spent a year after high school working on a garbage truck with Waste Management, as an overnight stocker at Sam's Club, and found a job folding laundry at the University of Florida. "I'm very thankful for the position I am in today," said Sims about what his journey meant to him. "I was determined to get here. Doing all those jobs makes you think that you can't do that for the rest of your life. It's very humbling."

PERSONAL

- His father, Jerome Johnson, works as a barber, and his mother, Kadeesah, works in a hospital
- In addition to playing football and basketball, also was a three-year letterman in track and field at Gainesville High School
- Majored in liberal studies
- On Twitter: @d_sims21

2012 GAME-BY-GAME STATISTICS

Date	Opp	W/L	P/S	S	A	T	Sac	Hur	Int	Yds	Lg	KD	FF	FR
Sep 9	at Cle	W	0/0				INACTIVE							
Sep 16	Bal	W	1/0	0	0	0	0.0	0	0	0	0	0	0	0
Sep 23	at Ari	L	1/0	0	0	0	0.0	0	0	0	0	0	0	0
Sep 30	NYG	W	1/0	0	0	0	0.0	0	0	0	0	0	0	0
Oct 7	at Pit	L	1/0	0	0	0	0.0	0	0	0	0	0	0	0
Oct 14	Det	L	1/0	0	0	0	0.0	0	0	0	0	0	0	0
Oct 28	Atl	L	1/0	0	0	0	0.0	0	0	0	0	0	0	0
Nov 5	at NO	L	1/1	8	0	8	0.0	0	0	0	0	1	0	0
Nov 11	Dal	L	1/0	0	0	0	0.0	0	0	0	0	0	0	0
Nov 18	at Was	L	1/0	0	0	0	0.0	0	0	0	0	0	0	0
Nov 26	Car	L	1/0	0	0	0	0.0	0	0	0	0	0	0	0
Dec 2	at Dal	L	1/0	0	0	0	0.0	0	0	0	0	0	0	0
Dec 9	at TB	W	1/0	0	0	0	0.0	0	0	0	0	0	0	0
Dec 13	Cin	L	1/0	0	0	0	0.0	0	0	0	0	0	0	0
Dec 23	Was	L	1/0	0	0	0	0.0	0	0	0	0	0	0	0
Dec 30	at NYG	L	1/0	0	0	0	0.0	0	0	0	0	0	0	0
Totals			15/1	8	0	8	0.0	0	0	0	0	1	0	0

SIMS' CAREER STATISTICS

Year	Team	GP/GS	TACKLES					INTERCEPTIONS					FF	FR	Yds	STT
			Tot	Solo	Ast	Sacks	Yds	Int	Yds	Lg	TD	KD				
2012	Phil.	15/1	8	8	0	0.0	0.0	0	0	0	0	1	0	0	0	6
TOTALS		15/1	8	8	0	0.0	0.0	0	0	0	1	0	0	0	6	

97 Isaac Sopoaga

Defensive Line

6-2, 330


Hawaii

10th year

Born 9/4/81 in Pago Pago, American Samoa

Samoana HS, Pago Pago, American Samoa

Acquired - FA (SF) 2013



THREE-STEP DROP

Favorite Book: The Bible

Athlete: Michael Jordan

Nickname: "Soap" and "Chief"

First job: Security guard at Kontiki restaurant in Hawaii while in college

Music: island, reggae, and classical

Meal: Pork roast

TV show: Family Feud

Greatest love: Family, wife and children

Movie character he most identifies with: Rocky, specifically in Rocky IV

What he'd be doing if not in football: A minister

Isaac Sopoaga (pronounced soh-poh-AH-guh) joined the Eagles as a free agent in 2013 after spending his first nine seasons with the 49ers. A self-professed family man, the Samoan-born Sopoaga was originally a rugby player before being urged by his high school coach to try football. Originally a fourth-round draft pick of San Francisco in 2004, Sopoaga proved to be a versatile member of their defensive line, moving from defensive end to nose tackle in 2011.

CAREER HIGHLIGHTS

- Named to the 2010 *USA Today* All-Joe team, after tallying a career-high 75 tackles and 1.5 sacks in 16 games for the 49ers. The All-Joe team honors the NFL players whose work doesn't necessarily garner headlines, but is integral to the success of their football team

2012 HIGHLIGHTS (with San Francisco)

- Recorded his first-career postseason sack at Atl. (1/20)
- Was a part of a defense that held Arizona to just 7 rushing yards, tying for the fewest allowed by a 49ers team in franchise history
- Brought down QB Russell Wilson at Sea. (12/23) for his only sack of the season

BIRDSEED

- The youngest boy in his family, Isaac didn't have the easiest childhood, but he credits his brothers for shaping him into the man he is today. "I really thank my brothers for staying on me when we were growing up. Since I was the youngest, I was responsible for all of the chores. It was hard, but my brothers taught me the value of hard work and the success that can come of it." Today, Isaac takes pride in handling the bulk of the chores at home with his wife and four children

TROPICAL TRAINING

Hailing from American Samoa, Sopoaga did not lift weights growing up. "The first time I touched a free weight was in college," said Sopoaga. "We just didn't have it where I came from." Instead, Sopoaga had a number of unique training methods including lifting bags filled with coconuts and logs from harvested trees. His leg workout was also a little abnormal, as he used to climb trees. Said Sopoaga: "Have you ever seen a 325-pound guy climb a coconut tree?"



- Represents his Samoan culture proudly through the tattoos he has on his body. On his right arm, he has tattoos of dolphins, which is the mascot of his village of Fagasa. On his left arm, the tattoos represent his family and various symbols of Samoa


- A former rugby player in high school, Sopoaga was urged by his high school coach to try out for football. However Sopoaga's fondest memory of sports growing up still remains in rugby. Said Sopoaga: "The day I scored four touchdowns in one game is a day I will never forget. I don't get to score much in football, so doing that in rugby was a great feeling."

- Collects authentic basketball jerseys and literally wears one every day of the week. "I own about 100," said Sopoaga. "I started getting them when I was in high school. Now I'm really trying to collect the guys' high school jerseys in addition to the NBA jerseys because no one really has those."
- Claims he can throw a football 75 yards in the air

PERSONAL

- He and his wife, Tumua, have four children: Marcia, Valo, Isaako, Jr. and Hatesa. Isaac met Tumua in 2004 when she was serving as an Army nurse in Texas
- Parents are Tupuola Laniselota and Suitupe Sopoaga. His father, Tupuola, and uncles were all named after Knights of the Round Table by their father, Taua. Isaac's father was named after Sir Lancelot du Lac
- His uncle, Ekitoa (named for Sir Hector de Maris), is an education specialist for the American Samoan Government. He is the first minister in the Samoan Government to possess a PhD, as he has a Doctorate of Philosophy, Systematic Theology from the University of Melbourne and a Masters degree in Sacred Theology, Systematic Theology from Yale University
- Prepped at Samoana (Pago Pago, American Samoa) HS, where he lettered twice in football and basketball, and once in baseball
- Named the league's defensive player of the year and earned first-team all-league honors in football as a senior. Also earned first-team all-league honors and was a member of the league championship team as a junior
- Born Isaako Mikelancelot Sopoaga

97 Isaac Sopoaga



SOPOAGA'S CAREER STATISTICS

Year	Team	GP/GS	TACKLES					INTERCEPTIONS					FF	FR	Yds
			Tot	Solo	Ast	Sacks	Yds	Int	Yds	Lg	TD	KD			
2004	SF	0/0	INJURED RESERVE/BACK												
2005	SF	16/1	28	18	10	0.0	0.0	0	0	0	0	1	0	0	0
2006	SF	15/2	28	18	10	1.5	7.5	0	0	0	0	3	1	1	0
2007	SF	16/5	58	27	31	1.5	10.0	0	0	0	0	1	0	0	0
2008	SF	16/15	66	40	26	1.0	7.0	0	0	0	0	1	0	0	0
2009	SF	16/16	69	33	36	1.0	8.0	0	0	0	0	1	0	0	0
2010	SF	16/16	75	40	35	1.5	9.5	0	0	0	0	1	0	0	0
2011	SF	15/15	68	39	29	0.0	0.0	0	0	0	0	0	0	1	0
2012	SF	15/10	55	25	30	1.0	1.0	0	0	0	0	0	0	0	0
TOTALS:		125/80	447	240	207	7.5	43.0	0	0	0	0	8	1	2	0
PLAYOFFS															
2011	SF	2/2	10	5	5	0.0	0.0	0	0	0	0	0	0	0	0
2012	SF	3/1	7	6	1	1.0	0.0	0	0	0	0	0	0	0	0
TOTALS		5/3	17	11	6	1.0	0.0	0	0	0	0	0	0	0	0

ADDITIONAL CAREER STATISTICS:

RECEPTIONS: 1 (2011) - 18-yard pass from QB Alex Smith vs. Cle (10/30/11)

2012 GAME-BY-GAME STATISTICS

Date	Opp	W/L	P/S	S	A	T	Sac	Hur	Int	Yds	Lg	KD	FF	FR	
Sep 9	at GB	W	1/0	0	0	0	0.0	NA	0	0	0	0	0	0	
Sep 16	Det	W	1/0	2	0	2	0.0	NA	0	0	0	0	0	0	
Sep 23	at Min	L	1/1	2	5	7	0.0	NA	0	0	0	0	0	0	
Sep 30	at NYJ	W	0/0	INACTIVE/ANKLE, KNEE											
Oct 7	Buf	W	1/0	0	0	0	0.0	NA	0	0	0	0	0	0	
Oct 14	NYG	L	1/1	1	1	2	0.0	NA	0	0	0	0	0	0	
Oct 18	Sea	W	1/1	1	3	4	0.0	NA	0	0	0	0	0	0	
Oct 29	at Arz	W	1/1	1	1	2	0.0	NA	0	0	0	0	0	0	
Nov 11	StL	T	1/1	2	2	4	0.0	NA	0	0	0	0	0	0	
Nov 19	Chi	W	1/1	3	3	5	0.0	NA	0	0	0	0	0	0	
Nov 25	at NO	W	1/1	2	2	4	0.0	NA	0	0	0	0	0	0	
Dec 2	at StL	L	1/1	3	3	6	0.0	NA	0	0	0	0	0	0	
Dec 9	Mia	W	1/1	1	3	4	0.0	NA	0	0	0	0	0	0	
Dec 16	at NE	W	1/0	1	1	2	0.0	NA	0	0	0	0	0	0	
Dec 23	at Sea	L	1/1	4	4	8	1.0	NA	0	0	0	0	0	0	
Dec 30	at Arz	W	1/0	3	2	5	0.0	NA	0	0	0	0	0	0	
Totals			15/10	25	30	55	1.0	NA	0	0	0	0	0	0	
Playoffs															
Jan 12	GB	W	1/0	0	0	0	0.0	NA	0	0	0	0	0	0	
Jan 20	at Atl	W	1/0	3	0	3	1.0	NA	0	0	0	0	0	0	
Feb 3	Bal	L	1/1	3	1	4	0.0	NA	0	0	0	0	0	0	
Totals			3/1	6	1	7	1.0	NA	0	0	0	0	0	0	

CAREER HIGHS

Sacks	1.0	(6x - 12/23/12 at Sea.)
Tackles	8	(3x - 12/24/11 at Sea.)

77 Damion Square

Defensive Line

6-3, 286

Alabama

Rookie

Born 2/6/89 in Houston, TX

Yates HS, Houston, TX

Acquired - Rookie FA (2013)



A versatile defensive lineman who played multiple roles in Alabama's defensive scheme, Damion Square signed with Eagles as a rookie free agent during the 2013 offseason. Square started 31 games over his four year Alabama career, recording 93 tackles, 18.5 tackles for a loss and 7.5 sacks. He led the Crimson Tide with nine quarterback hurries as a senior in 2012. A native of Houston, TX, Square earned All-State honors as a defensive standout at Yates High School.

COLLEGE HIGHLIGHTS

- Started 31 games in his Alabama career and recorded 93 tackles, 18.5 tackles for a loss, 7.5 sacks, two pass breakups and one fumble recovery during his four seasons in Tuscaloosa
- Led the Crimson Tide with nine quarterback hurries as a senior in 2012, while recording 33 tackles, four tackles for a loss, 3.5 sacks, one pass breakup and one forced fumble
- As a junior, started all 13 contests at defensive end and finished the season with 32 tackles, seven tackles for a loss, one sack, three quarterback hurries and a pass breakup
- Played in 13 games (six starts) and totaled 27 tackles, seven tackles for a loss and three sacks while appearing in multiple positions along the Tide defensive line as a sophomore
- Saw action in two games as a freshman before tearing his ACL against Florida International
- Redshirted in 2008

POWERHOUSE TO THE PROS

The University of Alabama is often considered the closest a player can get to playing in the NFL without actually setting foot in the league. Square, who won three national titles with the Crimson Tide, credits his time in Tuscaloosa under the guidance of head coach Nick Saban as one of the biggest factors in his success on the field.

"Coach Saban gave us the freedom to either get better or get worse," Square stated. "It was a guided effort, but he left a lot of things up to you. He always said, 'Do what you're supposed to do when it's supposed to be done in the way it's supposed to be done.' It was all you needed. He taught me how to be present in the moment; to be the best I could be right now. He mentally got us prepared for that. I think that's the reason that his guys go and see a lot of success at the next level."



BIRDSEED

- Credits his uncle John Square as the biggest influence on his career. John was a standout defensive end at the University of Miami from 2000-03. "Without him, I wouldn't have been able to see bigger things," said Square. "He was the first person that I witnessed go to college and play. That was something that I wanted to work towards. He was a guy that set the bar higher so that I could do something. Now I'm in the NFL and I'm trying to set the bar higher so my younger siblings and little nephews can try to reach that bar and go higher than that."
- Enjoys people-watching in his spare time. "I'm a silence guy," Square stated. "A lot of people think that when I have my headphones on, there's music playing but there's really nothing. I'm just kind of hearing the things around me. I get a lot of feedback from observing people without hearing anything. I got that from my mom. We're the type of people that believe that what you do is who you are, not what you say."
- Battled meningitis as a second grader and spent a large amount of time in the hospital as he fought the illness. Square enjoys visiting kids in the hospital, as he says, "I was once one of those kids and I like helping to brighten their day. They help me more than I help them."
- Married to Brandi King Square and the couple has one son, Micah, and an American Bulldog named Broobi
- Follow on Twitter: @Squareboy92

THREE-STEP DROP

Nicknames: D-Monster, D-Sho
Person he'd like to trade places with for a day: His wife, Brandi
Actor who would play him in a movie: Denzel Washington
Hobbies: "I'm a talker. I sit with my wife and we talk all the time, whether we're arguing or singing or debating."
Favorite teams/athletes growing up: Dallas Mavericks/Brian Dawkins, Michael Vick, Dirk Nowitzki
Favorite meal: His grandfather's chili beans, made with ground beef, beans, rice, crackers and cheese
Favorite movie: *Friday*
Favorite TV show: *Chappelle's Show*
Favorite musician: Drake, Anita Baker, old-school Jay-Z
Favorite person to follow on Twitter: "My wife, because I like to know what she's thinking."

HIP TO BE SQUARE

Square grew up as part of a very close-knit family and would have as many as 23 people in his house at any given time. "We're a very big, very close family," said Square. "We're Squares and when you think of the word square, you think that it means someone's bad. But we say, 'It's hip to be Square.' It's a good thing to be a square when you're a Square like us."

Damion's family has also had a lot of success on the gridiron, as four of his uncles played football collegiately: John Square (Miami), Johnny Otis Square (Colorado St.), Ronnie Miller (North Texas) and Robert Miller, who spent six years as a running back with the Minnesota Vikings (1975-80) after playing collegiately at Colorado St. In addition, his cousin Derek Curry starred at Notre Dame and held brief stints with the Dolphins and Bengals.



68 Matt Tennant

Center

6-4, 295

Boston College

4th year

Born 3/19/87 in Cincinnati, OH

Archbishop Moeller HS, Cincinnati, OH

Acquired - FA 2012



THREE-STEP DROP



Greatest love besides football: My wife

What he'd be doing if not in football:

Getting his MBA in international business

Talent he'd most like to have: Ability to play the guitar

Favorite team growing up: Cincinnati Reds

First job: Worked at a Tube Rental shop at a waterpark in Cincinnati

Hobby: Taking his dogs to a dog park

Most played artist on his iPod: Sum41

Meal: Buffalo wings

Book: *Game of Thrones*

Movie: *Last of the Mohicans*

Philly restaurant: El Vez

A versatile player with experience at both center and guard, Matt Tennant added depth to the offensive line after signing with the Eagles midway through the 2012 season after spending the first six weeks with the New England Patriots. Tennant was selected by the Saints in the fifth round of the 2010 NFL Draft after a collegiate career at Boston College where he was one of the team's captains and started 41 consecutive games.

COLLEGE HIGHLIGHTS

- After seeing action in five contests in 2006, Tennant started the final 41 games in his collegiate career
- During his senior season in 2009, Tennant paved the way for RB Montel Harris who had the fourth most carries in the country (308) and rushed for 1,457 yards, the tenth-highest total in college football
- Named an All-ACC Second Team selection and a Rimington Trophy finalist in 2009

IN THE TRENCHES

- **Position other than o-line he'd most like to play:** Quarterback
- **Best part of being an o-lineman:** Camaraderie with other o-linemen
- **Most challenging aspect of his job:** Adjusting to a scheme change in a split second
- **Most memorable block:** "At BC, I cut the defensive end when Matt Ryan threw the game-winning touchdown against Virginia Tech."
- **Best player he's ever lined up against:** B.J. Raji
- **Best and worst part of being 6-4, 295 pounds:** "Best - I can always put stuff on the top shelf. Worst - I can't find jeans that fit me correctly."

A MOTHER'S STRENGTH

Matt's mother, Pam, tragically passed away several years ago after a long battle with brain cancer. "She fought so hard," said Matt, who lost his mom the first day he had to report to Saints rookie camp after being drafted by the team in 2010. "It was a heavy toll on my whole family. She worked as a nurse her whole life, so she really spent the majority of her life helping others. She had so much strength and I take that with me every day."



PERSONAL

- He and his wife, Alexandra, have two dogs, a miniature dachshund named Otto, and a yorkie-poo named Wallie
- Son of Kurt and the late Pam Tennant and has a younger sister, Abigail. Kurt runs an international medical packaging company
- Began playing football in kindergarten because "I had too much energy."
- Was an Associated Press All-State selection as a senior in 2004, as well as being honored as the Greater Catholic South League's Lineman of the Year at Archbishop Moeller HS
- Lettered in track and wrestling in high school
- Earned his degree in communications

CAREER SERVICE

YEAR	TEAM	GP/GS
2010	NO	16/0
2011	NO	12/0
2012	NE	0/0
	Phi.	8/0
Totals		36/0

First NFL game: 9/9/10 vs. Min.

64 Matt Tobin

Offensive Line

6-6, 290


Iowa

Rookie

Born 6/5/90 in Worthington, IA

Dyersville Beckman HS, Dyersville, IA

Acquired - Rookie FA (2013)



THREE-STEP DROP



Hobbies: Hunting and fishing

If not playing football: "Making the best out of my geoscience degree."

Trade places with for a day: Wild Bill Hickok, a folk hero from the American Old West

Favorite team growing up: Iowa Hawkeyes

Bucket list: Travel to Alaska

Meal: Steak

Movie: *The Shooter*

TV shows: *Duck Dynasty*, *Sons of Anarchy*

Music: Country music, especially Gary Allan and Brantley Gilbert

Quote: "I want to be remembered as the guy who gave his all whenever he was on the field." - Walter Payton

A three-year letterman at Iowa, Matt Tobin signed with the Eagles as a rookie free agent during the 2013 offseason. Tobin started the final 22 games of his Iowa career, seeing time at both left tackle and left guard. He earned honorable mention All-Big 10 accolades as a senior in 2012 and was named the recipient of the Brett Greenwood award following the season, which is given annually to the best walk-on student-athlete. The Worthington, IA, native earned all-state honors as a senior at Dyersville Beckman High School.

IN THE TRENCHES

- **Position other than o-line he would most like to play:** Tight end. "I played a little bit of quarterback and wide receiver in high school, but never tight end. That's one position I think would be cool to play."
- **How he became an offensive lineman:** "I moved around at quarterback, wide receiver and defensive end in high school. I eventually made the transition to offensive line during my junior year because of my size."
- **Best part of being an offensive lineman:** "Five guys working together as one."
- **Best player he's ever lined up against:** Green Bay Packers DE Jerel Worthy
- **Advice to aspiring offensive linemen:** "Work hard, get stronger, put in the extra work and be detailed."

COLLEGE HIGHLIGHTS

- Started the final 22 games of his collegiate career, seeing time at both tackle and guard for the Hawkeyes
- Honored with the 2012 Brett Greenwood Award, which is awarded to a walk-on student-athlete who embodies the values and behaviors of former Hawkeye walk-on Brett Greenwood
- Started all 12 contests for the Hawkeyes as a senior, seeing time at both tackle and guard
- Saw action in all 13 games as a junior in 2011, with 10 starts at left guard
- Appeared in four games as a sophomore
- Redshirted in 2008

PERSONAL

- **Favorite moment in sports growing up** took place during his senior year in college when Iowa picked up a double overtime victory at Michigan State, 19-16. "What I remember most from that win was the locker room atmosphere after the game. There was nothing like it."
- **Underrated attribute needed on the offensive line:** "You need to be very detailed. A lot of people think that if you're big, you will succeed but that's not always the case. It's all about being fundamentally sound."
- As a walk-on at Iowa, it was Tobin's responsibility to pay for his own college tuition. To do so, he had to take advantage of his free time and that's exactly what he did. "I was a concrete construction worker during the summer and worked thirty-five hours a week," said Tobin. "I got burnt out, but it helped pay the bills which was the most important thing."
- Is a collector of mounted deer horns
- Earned second-team all-state honors as a senior captain at Dyersville Beckman High School, playing on both the offensive and defensive lines
- Named first-team all-District and all-Area honors as a senior and was named captain of the all-Area squad
- Also earned two letters in baseball and track & field
- Son of Jeff and Joyce Tobin. Jeff is a tool & die engineer and Joyce is a warehouse manager at The Swiss Colony
- Has two older sisters, Heidi and Kristi
- Earned his degree in geoscience

39 Matthew Tucker

Running Back

6-1, 227

TCU

Rookie

Born 5/24/91 in Tyler, TX

Chapel Hill HS, Tyler, TX

Acquired - Rookie FA (2013)



A collegiate standout at TCU, Matthew Tucker signed with the Eagles as a rookie free agent during the 2013 offseason. In his four years with the Horned Frogs, Tucker rushed for 2,602 yards and 33 touchdowns, while also reeling in 29 passes for 262 yards and one score. Tucker ranks third in TCU history in rushing touchdowns (33) and tenth in career rushing yardage (2,602). He earned honorable mention All-Big 12 accolades as a senior after he rushed 515 yards and six touchdowns. A native of Tyler, TX, he earned first-team all-state honors at Chapel Hill High School after rushing for 2,260 yards and 27 touchdowns as a senior.

COLLEGE HIGHLIGHTS

- Appeared in 51 games (13 starts) for the Horned Frogs, recording 2,602 yards rushing and 33 touchdowns during his four-year career. Added 22 receptions for 262 yards and one touchdown
- Ranks third all-time at TCU in rushing touchdowns (33) and tenth in career rushing yardage (2,602)
- Played in 12 games (10 starts) as a senior and earned All-Big 12 Honorable Mention accolades after rushing 118 times for 515 yards and six touchdowns. In addition, he tallied ten receptions for 69 yards and one touchdown
- Garnered honorable mention All-Mountain West honors as a junior after racking up 702 yards on the ground with a team-best 12 touchdowns in 12 games (three starts)
- Appeared on the Doak Walker Award Watch List in 2011
- Finished second on the team in rushing after tallying a career-best 709 yards on the ground, and added seven touchdowns as a sophomore
- Recorded the fifth-highest rushing total by a TCU freshman after running for 676 yards and eight touchdowns as a true freshman in 2009

PERSONAL

- Earned first-team all-state honors and was named the Class 3A Offensive Player of the Year award after rushing for 2,260 yards and 27 touchdowns as a senior at Chapel Hill High School
- Totaled over 6,000 yards rushing during his high school career
- Ranked by *Rivals.com* as the No. 90 player in the state
- Son of Victor and Deshonna Tucker
- Majored in criminal justice

THREE-STEP DROP




Greatest love besides football: Family
Career if not playing football: Working with his uncle in aviation
Nickname: Tuck
Bucket List: Travel to Hawaii, Brazil
Dinner guest: Beyonce
Actor that would play him in a movie: Eddie Murphy
Guilty pleasures: Eagle Brand canned milk
Hobbies: Watching movies
Movies: *Man of Steel*
TV show: *Fresh Prince of Bel-Air*
Artist: Lil Wayne
Teams/athletes growing up: Eagles, Vikings, Adrian Peterson
Athletes to watch now: LeBron James
App: Dominoes
Follow on Instagram: @Tuckbeamer

61 Julian Vandervelde

Guard
6-2, 300
Iowa
2nd year

Born 10/7/87 in Davenport, IA
Central HS, Davenport, IA
Acquired - D5b-11 (161st overall)



Originally a fifth-round selection of Philadelphia in the 2011 NFL draft, Julian Vandervelde (pronounced VAN-der-vell-dee) re-signed with the Eagles in the 2013 offseason after splitting time between the Philadelphia practice squad and active roster in 2012. After spending his rookie campaign as a reserve offensive lineman, Vandervelde spent the entire training camp and preseason with the team before being released during the team's final roster cutdown. A four-year letterman at Iowa, Vandervelde earned second-team All-Big Ten honors as a senior in 2010.

BIRDSEED

- Maintains a huge interest in Japanese culture and hopes to one day move to Nagasaki, Japan, and help rebuild the Christian community that was destroyed by an atomic bomb in World War II. Also would possibly like to teach English in a high school there. Vandervelde claims his interest in the culture began when he would visit his grandfather's cabin in Wisconsin as a child. Said Vandervelde: "I didn't have cable TV in my house, but my grandfather did. So one day I turned on the TV and the Japanese anime show *Dragon Ball-Z* was on. It fascinated me and I became obsessed with it. My interest took off from there."
- Earned his degree with a double major in english and religious studies and a minor in Japanese. One day hopes to pursue a PhD in religious studies in honor of his grandfather, Jerry, who inspired Julian growing up. Said Vandervelde: "He is a retired radiologist and worked so hard all his life. He's so innovative and extraordinary in what he does. I want to make him proud."
- Was a member of the Davenport Little League baseball team that competed in the 2000 World Series in Williamsport, PA
- Is an avid comic book collector, specifically the Japanese Manga style comics, and owns over 500 of them

NEXT...ON AMERICAN IDOL

In addition to being an athletic o-lineman, Vandervelde is also a talented singer and is currently in a band called "Bigger on the Inside." He began singing in the choir in the first grade and eventually had the privilege of performing the National Anthem in front of President Obama when he visited Iowa City in March 2010. He also performed in front of Bill and Hillary Clinton in 2008. For more info on Vandervelde and his band, check them out on Facebook and Youtube. "My mom pushed me to music when I was very young. If I had not gotten a scholarship to play football, I would probably have tried to get a choir scholarship somewhere."

IN THE TRENCHES

- **Favorite o-lineman of all-time:** Casey Wiegmann - "The way he goes about his game is amazing, he's been in the league so long and is such a beast. He can plow people and move around with the best of them."
- **Why he decided to become an o-lineman:** "I like protecting things."
- **The best part about being an o-lineman:** "The weight limit."
- **Best player he's ever lined up against:** Trent Cole

- **Most memorable block:** "We faced Penn State as a senior and were backed up on the goal line. They called a running play. I ran over the defensive tackle and broke into the second level and absolutely trucked the line-backer. We got a huge gain on the play."

PERSONAL

- Son of Cynthia and John Tobin. Cynthia is a school psychologist and John works at SSAB Americas, a steel company. Also has three sisters
- Has a son, Azrael
- Earned first-team all-state honors as a senior and second-team all-state accolades as a junior at Central HS. Was a team captain as a senior, seeing action at o-line, d-line and fullback
- Lettered in baseball, wrestling and track and field. Posted a 24-4 individual record as a junior wrestler and advanced to the state wrestling tournament. Won the Class 4A shotput title at the state track meet as both a junior and senior
- Earned academic all-conference and all-state recognition as a senior in high school
- Started the Big Impact fundraiser and awards banquet for Big Brothers, Big Sisters in Davenport, IA
- Assisted a UNESCO City of Literature initiative by reading to classes throughout local schools and stressing the importance of reading and literacy
- Volunteered his time to many community initiatives, including a Ronald McDonald Run/Walk, an Alzheimer's Association pancake breakfast, and Salvation Army work
- Follow Julian on Twitter: @BatMandervelde

COLLEGE HIGHLIGHTS

- Started in 37 career games at both left and right guard
- Garnered academic All-Big Ten accolades in four consecutive seasons from 2007-10 and was a three-year academic All-American
- Earned second-team All-Big Ten conference honors as a senior in 2010. Started at left guard in all 13 games
- Started in nine of 12 games in 2009 (eight at RG, one at LG)
- Started at left guard in eight of 11 games in 2008
- Saw the majority of time at right guard in 2007

THREE-STEP DROP

Pets: A shih tzu named Gershwin and a cat named Nefertiti
Talent he'd most like to have: The ability to dance
Actor that would play him in a movie: Sinbad
Favorite teams/athletes growing up: Chicago White Sox/Frank Thomas
First job: A window-washer at Janus
Most played artist on his iPod: Alter Bridge
Nicknames: Juice, Big Juice, Juice Box, Juicius Maximus
TV Show: *How I Met Your Mother*
Funniest Eagle: Jon Dorenbos
Philly Restaurant: Opa
Movie: *Scott Pilgrim vs. The World*
Book: *Train Man and Battle Royale*
Meal: Mom's lasagna


CAREER SERVICE

YEAR	TEAM	GP/GS
2011	Phil.	1/0
2012	Phil.	0/0
Totals		1/0

7 Michael Vick

Quarterback
6-0, 215
Virginia Tech
12th year

Born 6/26/80 in Newport News, VA
Warwick HS, Newport News, VA
Acquired - FA (2009)



Pro Bowls: 2002, 2004, 2005, 2010

THREE-STEP DROP

Favorite App: Dictionary
Funniest Eagle: LeSean McCoy
Favorite Team Growing Up: San Francisco 49ers with Jerry Rice and Steve Young
First Job: Pool Attendant
Bucket List: Catch a 200-pound tuna and be able to go fishing on a consistent basis without a guide
Favorite Football Moment: Winning the 2003 NFC Wild Card game at Green Bay
First Football Team: As an 8-year old RB and QB for the Spartans in Newport News, VA
Bet You Didn't Know: Vick was drafted by Colorado in the 30th round of 2000 MLB draft

A multi-dimensional threat from the quarterback position, Michael Vick is in his second phase of his NFL career in Philadelphia. A former 1st overall pick of the NFL draft in 2001 by Atlanta, Vick is a four-time Pro Bowl selection, mixing his powerful left arm with a strong work ethic and lightning-quick foot speed. He engineered the highest scoring offense in team history in 2010 (439 points) and a team record 6,386 total net yards in 2011.

BIRDSEED

- Earned Atlantic City's Key to the City for his support following a devastating hurricane in 2012. Said Mayor Lorenzo Langford, "Twelve hours after a nationally televised Monday Night Football game, he was lifting the spirits of our residents confined to shelters with his generosity' particularly our young people
- Partners with the Humane Society to help educate and steer children away from animal cruelty. He is also forming a foundation that will benefit animal welfare programs as well as children
- Names Tommy Reamon, his high school football coach, as the person most responsible for helping him make it to the NFL, "He taught me life skills and how to communicate from a father-son perspective. I still talk to him to this day and he still helps me."

MIKE VICK GAME TIME

Released in the spring of 2013, Vick's new App for the iPad and iPhone, Mike Vick Game Time, is one of the top selling football apps on iTunes



CAREER HIGHLIGHTS

- Holds four of the top five single-game rushing totals by a QB since 1970, including a career-high 173 yards at Min. (12/1/02)
- With two 100+ yard rushing outings in 2010, became the first 30-year-old QB to top the century mark in NFL history. His 130 rushing yards at NYG (12/19/10) were the most ever by an Eagles QB
- Set an NFL postseason record for a quarterback with 119 rushing yards in the 2004 NFC Divisional Playoff win vs. StL (1/15/05)
- In his first season as a starter, led the Falcons in a 27-7 upset over Green Bay in the 2002 NFC Wildcard playoff game (1/4/03), ending the Packers' undefeated playoff record at Lambeau Field
- As an Eagles starting QB, his team is 9-3 against NFC East foes
- Piloted the Eagles to seven 4th quarter, comeback wins, including three in 2012. Since 1990, no Eagles QB has a higher 4th quarter QB rating (90.0) (min. 100 attempts)

PERSONAL

- Michael Dwayne Vick, and his wife, Kijafa, live in Philadelphia. Has two daughters, Jada and London, and one son, Mitez. Lists his mother, Brenda Vick, his aunt, Tina Vick, and his uncle, Casey Vick, as the most powerful influences in his life

- A Newport News, VA, native, attended Warwick High School, passing for 4,846 yards and 43 touchdowns, also rushed for 1,048 yards and 18 touchdowns. Also played safety, recording 4 INTs and 75 tackles. "Playing safety taught me how to read the quarterback's eyes and understand that a guy can get an indication of what I want to do with the football."
- Hosted a golf tournament in South Jersey last June that benefitted the Boys & Girls Clubs in Newport News, VA and in Philadelphia. "I grew up in the Boys & Girls Club," said Vick. "Thanks to them, I was able to play organized sports as a child. I want to make sure the programs continue to give children positive alternatives
- First started playing football at the age of 8 for the Boys Club Spartans in Newport News, VA. He played QB and RB
- Was drafted by the Colorado Rockies in the 30th round of the 2000 MLB draft despite not playing baseball since he was 14 years old in the 8th grade. "My friends told me about it after seeing it on SportsCenter," said Vick, a left-handed pitcher and centerfielder. "I was shocked. I considered playing, but it would have interfered too much with spring practices."
- In 2011, Vick spent a day lobbying to Congress to help pass the Animal Fighting Spectator Prohibition Act. "Too many kids get involved in dogfighting and it's time to break this cycle," said Vick. "Animal fighting is a dead-end road for young men."
- Chosen as the commencement speaker by Philadelphia's Camelot high schools for their 2011 graduation ceremony. Camelot's schools are for over-age students who have fallen behind, dropped out or have been expelled for behavioral issues. "As you have chosen me, I have chosen you," Vick told the graduates. "I have chosen you to succeed and I believe in you."

Vick holds the NFL QB rushing records for a single game (173), season (1,039 in 2006) and career (5,526). He also has the most 100-yard rushing games (11)


In 2010, Vick became only the 2nd QB in NFL history to throw for 3,000+ yards, rush for 500+ yards and accrue a 100+ QB rating in a season. (Steve Young, 1992)

Michael Vick is the only player in NFL history to top the 20,000-yard passing mark AND the 5,000-yard rushing plateau



Vick is the Eagles all-time leader in QB Rating (87.8) and completion percentage (60.1%)

7 Michael Vick



- Teamed with BET in 2010 to air the *Michael Vick Project*, a 10-part documentary on the highs and lows of his life. Said Vick, "I allowed the cameras to see the truth – the good, the bad and the ugly results of my decisions – with the sincere hope that it will positively affect others' lives and prevent someone out there from making the same mistakes I did."
- Is a fanatic of both fishing and golfing. In fact, caught four 50-pound Amberjacks in the Chesapeake Bay in Virginia one day. As far as golf, he said, "I'm getting there, I'm really into it. I started playing after appearing at a golf tournament in Atlanta. And believe me, I really wasn't into it before going to the appearance, but it didn't take long during that day to get hooked."
- Majored in sociology and plans on going back to get his degree



PLAYER OF THE WEEK/MONTH AWARDS

NFC Offensive POM	September, 2010
NFC Offensive POW	December 19, 2010 at NYG
NFC Offensive POW	November 15, 2010 at WAS
NFC Offensive POW	November 7, 2010 vs. IND
NFC Offensive POW	October 29, 2006 at CIN
NFC Offensive POW	October 31, 2004 at DEN
NFC Offensive POW	September 19, 2004 vs. STL
NFC Offensive POW	December 1, 2002 at MIN

NFL RECORDS HELD BY MICHAEL VICK



5,551	Most career rushing yards by a QB
11	Most 100-yard rushing games by QB
1,039	Most rushing yards by QB in a season (2006)
8.45	Highest yards per carry average in single season (2006)
225	Best two-game rushing total by QB (166 vs. NO, 11/26/06; 59 at Was., 12/3/06)
173	Most rushing yards by QB in a game (12/1/02 at Min.)
119	Most rushing yards by QB in playoff game (1/15/08 vs. StL)
1,066	Most rushing yards by QB in his first 2 seasons (2001, 2002)



Became the first player in NFL history to post 300 yards passing (333), 50 rushing yards (80), 4 TDs passing and 2 TDs rushing in the same game at Was. (11/15/10)

3,000 PASSING YARDS, 500 RUSHING SAME SEASON

Player	Age	Year	Passing	Rushing
R.Cunningham, PHI	25	1988	3,808	624
R.Cunningham, PHI	26	1989	3,400	621
R.Cunningham, PHI	27	1990	3,466	942
Steve Young, SF	31	1992	3,465	537
Steve McNair, Ten	25	1998	3,228	559
Rich Gannon, Oak	35	2000	3,430	529
Donovan McNabb, PHI	24	2000	3,365	629
Kordell Stewart, Pit	29	2001	3,109	537
Daunte Culpepper, Min	25	2002	3,853	609
MICHAEL VICK, PHI	30	2010	3,018	676
MICHAEL VICK, PHI	31	2011	3,303	589
Cam Newton, Car	22	2011	4,051	706
Cam Newton, Car	23	2012	3869	741



TEAM VICK WINS IN PHILLY

Team Vick Foundation launched in 2012 with a \$200,000 donation towards a football field for

a little league team, the North Philadelphia's Aztecs, as part of the Hunting Park Revitalization Project. Community leader Kathryn Ott Lovell was thrilled, "I was completely blown away by this guy. Hunting Park is his story; this is the story of second chances. This is about the redemption and rebirth of a park and an entire community." After the overhaul, Team Vick Field will be level, with a modern drainage system. It will have bleachers, goalposts, and a scoreboard. The Aztecs have been based at Hunting Park for 19 years, but they've never been able to play games on their own field because the turf is so bad.

REMARKABLE RUN/PASS RATIO



No quarterback had ever thrown for 315 yards and rush for 75 in the same game in the history of the NFL until Vick did so in back-to-back games in weeks 4 and 5 in 2011. Vick threw for a career-high 416 yards vs. SF (10/2), while rushing for 75 yards. A week later at Buf. (10/9), he threw for 315 and and rushed for 90.

100-YARD RUSHING GAMES (11)


Yds	Date	Opp.	Att	TD
173	12/1/02	at Min	12	2
166	11/26/06	vs. NO	12	0
141	12/7/03	vs. Car	14	1
130	12/19/10	at NYG	10	1
127	9/17/06	vs. TB	14	1
119*	1/15/05	vs. StL	8	0
115	10/31/04	at Den	12	0
109	9/19/04	vs. StL	12	0
104	11/21/04	at NYG	15	0
103	9/12/10	vs. GB	11	0
101	10/1/06	vs. Arz	11	0

* Playoffs

300-YARD PASSING GAMES (11)

Yds	Date	Opp.
416	10/2/11	vs. SF
371	9/16/12	vs. Bal
337	12/22/02	vs. Det
335	1/01/12	vs. Was
333	11/28/10	at Chi
333	11/15/10	at Wash
317	9/9/12	at Cle
315	10/9/11	at Buf
311	10/14/12	vs. Det
306	11/20/05	vs. TB
302	12/2/10	vs. Hou

7 Michael Vick



2012 GAME-BY-GAME STATISTICS

Date	Opp	W/L	GP/GS	PASSING								RUSHING					
				Att	Cmp	Pct	Yds	TD	Int	Lg	Sack/Yds	Rat	Att	Yds	Avg	Lg	TD
Sep 9	at Cle	W	1/1	56	29	51.8	317	2	4	46	2/11	51.0	7	32	4.6	16	0
Sep 16	Bal	W	1/1	32	23	71.9	371	1	2	49	2/14	94.7	10	34	3.4	8	1
Sep 23	at Ari	L	1/1	37	17	45.9	217	0	0	34	5/23	64.8	4	15	3.8	20	0
Sep 30	NYG	W	1/1	30	19	63.3	241	1	0	32	2/10	99.4	6	49	8.2	18	0
Oct 7	at Pit	L	1/1	30	20	66.7	175	2	0	24	3/7	104.2	5	16	3.2	9	0
Oct 14	Det	L	1/1	46	28	60.9	311	2	2	70t	3/25	77.4	9	59	6.6	12	0
Oct 28	Atl	L	1/1	35	21	60.0	191	1	0	32	3/13	84.3	7	42	6.0	13	0
Nov 5	at NO	L	1/1	41	22	53.7	272	1	1	77t	7/46	72.4	6	53	8.8	15	0
Nov 11	Dal	L	1/1	9	6	66.7	70	1	0	31	0/0	127.1	3	7	2.3	4	0
Nov 18	at Was			INACTIVE/CONCUSSION													
Nov 26	Car			INACTIVE/CONCUSSION													
Dec 2	at Dal			INACTIVE/CONCUSSION													
Dec 9	at TB			INACTIVE/CONCUSSION													
Dec 13	Cin			INACTIVE/CONCUSSION													
Dec 23	Was			INACTIVE													
Dec 30	at NYG		1/1	35	19	54.3	197	1	1	36	1/4	68.4	5	25	5.0	11	0
Totals			10/10	351	204	58.1	2362	12	10	77t	28/153	78.1	62	332	5.4	20	1

VICK'S CLICKS



- First player in history to throw for 3,000+ yards, 20+ TDs, rush for 500+ yards and 7+ TDs in single season
- First player in NFL history to throw for 240 yards (242) and rush for 130 yards in same game at NYG (12/19/10)
- First player in NFL history to throw for 250 (252) yards and rush for 100 (115) yards in same game at Den. (10/31/04)
- Joined Tobin Rote (11/22/51) and Randall Cunningham (11/4/90) as the only players in NFL history to throw 3 TDs and rush for 100+ yards in same game at NYG (12/19/10)
- First Eagle to be named NFC Offensive player of the week 3 times in one season

VICK'S CAREER STATISTICS

Year	Team	GP/GS	Att	Cmp	Pct	Yds	Yd/At	TD	Int	Lg	Sk/Yd	Rat	Att	Yds	Avg	Lg	TD
2001	Atl.	8/2	113	50	44.2	785	6.9	2	3	52	21/113	62.7	31	289	9.3	35	1
2002	Atl.	15/15	421	231	54.9	2,936	7.0	16	8	74t	33/206	81.6	113	777	6.9	46t	8
2003	Atl.	5/4	100	50	50.0	585	5.9	4	3	49	9/64	69.0	40	255	6.4	43	1
2004	Atl.	15/15	321	181	56.4	2,313	7.2	14	12	62	46/266	78.1	120	902	7.5	58	3
2005	Atl.	15/15	387	214	55.3	2,412	6.2	15	13	58	33/201	73.1	102	597	5.9	32	6
2006	Atl.	16/16	388	204	52.6	2,474	6.4	20	13	55	45/303	75.7	123	1,039	8.4	51	2
2009	Phil.	12/1	13	6	46.2	86	6.6	1	0	48	0/0	93.8	24	95	4.0	34	2
2010	Phil.	12/12	372	233	62.6	3,018	8.1	21	6	91t	34/210	100.2	100	676	6.8	35	9
2011	Phil.	13/13	423	253	59.8	3,303	7.8	18	14	73	23/126	84.9	76	589	7.8	53	1
2012	Phil.	10/10	351	204	58.1	2,362	6.7	12	10	77t	28/153	78.1	62	332	5.4	20	1
TOTALS		121/103	2,889	1,626	56.3	20,274	7.0	123	82	91t	272/1642	80.6	791	5551	7.0	58	34

Career record as a starting quarterback: (.56-.43-1; .565) - 2001 (1-1), 2002 (8-6-1), 2003 (3-1), 2004 (11-4), 2005 (8-7), 2006 (7-9), 2010 (8-3), 2011 (7-6), 2012 (3-7) ... note: Vick has started two other times as an Eagle, but not as a QB

PLAYOFFS

2002	Atl.	2/2	63	35	55.6	391	6.2	1	2	28	3/27	66.3	16	94	5.9	22	0
2004	Atl.	2/2	40	23	57.5	218	5.5	2	1	31	5/47	79.0	12	145	12.1	47	0
2009	Phil.	1/0	2	1	50.0	76	38.0	1	0	76t	0/0	135.4	1	0	0.0	0	0
2010	Phil.	1/1	36	20	55.6	292	8.1	1	1	44	3/21	79.9	8	32	4.0	14	1
TOTALS		6/5	141	79	56.0	977	6.9	5	4	76t	11/95	77.6	37	271	7.3	47	1

Career playoff record as a starting quarterback: (2-3; .500) - 2002 (1-1), 2004 (1-1), 2010 (0-1)

ADDITIONAL STATISTICS:

RECEPTIONS: 2005 (1), 2006 (1) ... **FUMBLES/LOST:** (85/39) - 2001 (6/5), 2002 (9/6), 2003 (4/1), 2004 (16/7), 2005 (11/5), 2006 (9/3), 2010 (11/3), 2011 (10/4), 2012 (10/5) ... **PLAYOFF FUMBLES:** (4/2) - 2003 - (1/0), 2005 - (2/1), 2009 - (1/1)

CAREER HIGHS

Atts.	56	(9/9/12 at Cle.)	TDs	4	(3x - 11/15/10 at Was.)	Rush Atts.	15	(11/21/04 at NYG)
Cmps.	30	(10/2/11 vs. SF)	Comp.%	79.1	(11/24/02 at Car.)	Yds.	173	(12/1/02 at Min.)
Yds.	416	(10/2/11 vs. SF)	QB Rat*	150.7	(11/15/10 at Was.)	Long	58	(9/26/04 vs. Arz.)
Long	91t	(12/12/10 at Dal.)	*-min. 10 atts.			TDs	2	(5x - 11/15/10 at Was.)

78 Daryell Walker

Defensive End

6-6, 285


Hampton

Rookie

Born 2/4/91 in Hampton, Va

Bethel HS, Hampton, Va

Acquired - Rookie FA (2013)



Originally invited to Eagles rookie mini-camp on a tryout basis, Daryell Walker signed with the team during the 2013 offseason. A four-year player at Hampton, Walker concluded his collegiate career with 79 tackles (nine for loss) and 2.5 sacks in 29 games.

COLLEGE HIGHLIGHTS

- Played in 29 career games at Hampton, recording 79 tackles (nine for loss) and 2.5 sacks
- Competed in all 10 games as a senior in 2012, totaling a single-season career-best 46 tackles (six for loss), one sack and a QB hurry
- As a junior in 2011, started in six of his 10 games played and ended the season with 19 tackles (two for loss) and one sack
- Appeared in six games (two starts) for the Pirates as a sophomore in 2010, finishing with 13 tackles (one for loss) and a half sack. Was part of a unit that led all FCS schools in red zone defense, ranked third in the nation in total yards allowed per game (271.5) and was tied for ninth in points allowed (18.4)
- Started in two of his three games played as a freshman in 2009, picking up an assisted tackle

BIRDSEED

- Credits his parents, especially his mom, for being the biggest influences on his life. His parents were always hard working and his mother had to take care of him and his father, who is a double amputee. His parents worked really hard and told him to give everything he has. Lives by the quote, "Good things happen to those who wait but great things come to those who get off their butt to get anything they want."

PERSONAL

- As a senior at Bethel HS, tallied 65 tackles and six sacks
- Was a member of Bethel's basketball team where he averaged 5.5 points and 5.0 rebounds a game as a junior for a team that finished runner-up in the state
- His high school is the alma mater of Allen Iverson
- Son of Darrell and Vanessa Walker
- Has a sister, Titisha
- Has a degree in psychology
- Nicknames are Walk and D-Rell
- Follow Daryell Walker on Twitter: @daryellwalker

THREE-STEP DROP



Favorite moment in sports: The celebration after a sack

What he'd be doing if not in football: Work for a counseling service or be a physical therapist

Talent he'd most like to have: Sing

Favorite athletes growing up: Michael Vick, Julius Peppers

First job: Cashier at Chuckie Cheese at 14 years old

Favorite Athlete to Watch: Robert Griffin III

Most played artist on his iPod: Young Jeezy

Meal: Fried chicken

Book: *Harry Potter*

Movie: *Friday*

Car: Camaro

77 Ed Wang

Tackle
6-5, 315
Virginia Tech
3rd year
Born 3/12/87 in Fairfax, VA
Stone Bridge HS, Ashburn, VA
Acquired - FA (2013)



THREE-STEP DROP



Greatest love besides football: Family
Person he'd trade places with for a day: Michael Jordan
First job: Waiter at Westfield Marriott in high school
Nickname: "Godzilla" by college teammates
Most played artist on his iPod: Calvin Harris
Favorite book: *The Da Vinci Code*
Movie: *Avatar*
TV show: *Naruto*

The first-ever Chinese-American to be drafted in the NFL after being selected by the Bills in the fifth round of the 2010 NFL Draft, Ed Wang joined the Eagles during the 2013 offseason. Wang attended training camp with the Raiders in 2012, but was waived/injured prior to the conclusion of the preseason. Wang appeared in six games for Buffalo during his rookie campaign. In 2011, he was placed on Injured Reserve by the Bills prior to the start of the season before being waived/injured by the team in November. A four-year letterman at Virginia Tech, he started the final 35 games of his collegiate career, including the last 27 at left tackle.

COLLEGE HIGHLIGHTS

- A four-year letterman at Virginia Tech, Wang started the final 35 games of his collegiate career on the offensive line
- Began his collegiate career as a tight end before transitioning to tackle as a sophomore
- An All-ACC second-team selection as a senior, Wang started all 13 games at left tackle and helped the Hokie offense rank 14th in the nation in rushing (208.2 ypg)
- Started 14 games at left tackle as a junior after starting at right tackle for the final eight games of his sophomore season
- Saw action in 12 games with one start at tight end as a freshman

FIRST TIMER



Ed Wang became the first-ever Chinese American to be drafted into the NFL after being selected by the Bills in the 5th round in 2010. "It's something I'm very proud of," said Wang. "To be the first Chinese-American to accomplish that is something very special for both me and my family."

A family of athletes, Wang's parents, Robert and Nancy, met as Chinese Olympians (Robert, a high-jumper, and Nancy, a hurdler) in the 1984 Los Angeles games before immigrating to the U.S. However, neither Robert or Nancy knew much about the game of football when Ed was growing up. "We had to learn it all together," said Wang. "I originally started out in track and field because that's what my parents did, but I was always so big. I heard about football and figured I'd give it a try."

IN THE TRENCHES

- **Position other than o-line he'd most like to play:** Tight end
- **Best and worst part of being 6-5, 315 pounds:** "Best - being able to eat everything. Worst - airplane seats and being able to find clothes that fit me."

PERSONAL

- Parents, Robert and Nancy, have both worked for Marriott's restaurant management department for over 20 years. His brother, David, played guard at Virginia Tech
- He and his wife, Christina, own a lasa opsa named Teddy
- Attended Stone Bridge High School in Ashburn, VA, where he was a three-year starter at tight end
- Named the Virginia Gatorade Player of the Year in 2004 as a senior after helping lead his team to an 11-1 record
- Garnered Virginia All-Group AA all-state honors and earned All-Dulles District honors at both tight end and defensive end
- Earned his degree in property management

INJURY HISTORY

- Was placed on Injured Reserve on 9/4/11 with a thumb injury

CAREER SERVICE

YEAR	TEAM	GP/GS	First NFL game: 11/14/10 vs. Det.
2010	Buf.	6/0	
Totals		6/0	

63 Danny Watkins

Guard
6-3, 310
Baylor
3rd year
Born 11/6/84 in Kelowna, BC
Mt. Boucherie Secondary, W. Kelowna, BC
Acquired - D1-11 (23rd overall)



Born and raised in British Columbia, it was not until the age of 22 that Danny Watkins gave up his stick and his skates for a helmet and shoulder pads. While attending Butte College in Oroville, CA, Watkins first stepped onto a football field as a way to earn a scholarship and quickly established himself as one of the best junior college linemen in the nation, garnering All-America accolades as a sophomore. A first-round selection of the Birds in 2011, Watkins battled injuries in the latter half of the 2012 season after breaking into the Eagles offensive line with 12 starts in his rookie campaign.

BIRDSEED

- Enjoyed his time blocking for Redskins QB Robert Griffin III while at Baylor. "He's one of the smartest players I have every played with it. His success at this level doesn't surprise me at all."
- While at Butte College, wanted to earn a scholarship playing sports and decided at the age of 22 to step on the football field for the first time. Said Watkins, "There wasn't a hockey rink at Butte, so I figured I'd give it a try."
- On his draft day, he brought a group of firemen from his hometown of Kelowna to support him. He also hosted members of the FDNY at Radio City Music Hall
- Has received great fan support since coming to Philadelphia. "Wherever I go, people always stop to say hello and ask how I'm doing. It's unbelievable how passionate the fans are here. I can't believe they recognize me everywhere."
- Played hockey as a youth. "I was a true, Canadian hockey kid," said Watkins, who realized the NHL wasn't in his future at 270 pounds in the 12th grade. "The way you put your feet in the run game is similar to skating," he said. "Obviously, moving backwards in hockey was very natural to me and in pass protection. A lot has been able to carry over to my benefit."
- Was drafted with the fourth overall pick by his hometown B.C. Lions of the CFL in May of 2010, but had his sights set on the NFL
- Was a college teammate of Eagles S David Sims at Butte College

IN THE LINE OF FIRE

Watkins once served as a firefighter for five years in his hometown of Kelowna, British Columbia. "It was an excuse to get out of class and go hang out at the fire station," said Watkins, who began firefighting at the age of 16. "I met those guys and I'll never forget the first day going there. It was a great bunch of guys and I remember I came home that night and told the folks, 'Listen, I'm going to be a fireman.' And they said 'Ok.'"

As soon as he was drafted by Philadelphia, Watkins made it his mission to give back to the firefighting community in the city as much as he can because he understands the sacrifice and effort they put forth. "I've done it. It's not easy to do what they have to do at times. It's nice to give them a pat on the back and acknowledge their tireless work."



PERSONAL

- He and his wife, Deanna, reside in Philadelphia
- Attended Mt. Boucherie Secondary School in West Kelowna, British Columbia, where he played hockey and rugby
- Son of Todd and Vicki Watkins. He has one sister, Allie, who is a school teacher in British Columbia
- Enjoys watching hockey and is an avid fan of the Vancouver Canucks and the Flyers

IN THE TRENCHES

- **What he enjoys most about being an o-line-man:** "The compassion and camaraderie with the other guys. At all levels, I've been surrounded by great teammates. Offensive linemen stick together through good and bad, just like firefighters do."
- **On the most challenging aspect of the job:** "Being the unknown players on the team. You only usually get noticed if something bad happens."
- **Best player he has lined up against:** "Jay Ratliff. He's very athletic, strong, and fast."
- **Most challenging part of being his size:** "Fitting into clothes."

CAREER SERVICE

YEAR	TEAM	GP/GS
2011	Phi	12/12
2012	Phi	11/6
Totals		23/18
First NFL game and start: at Buf. (10/9/11)		

THREE-STEP DROP

- Favorite Meal:** Steak, asparagus, and scalloped potatoes that he cooks himself
- Movie:** Inception
- Musician:** Tom Petty
- Team/athlete growing up:** Edmonton Oilers and Wayne Gretzky
- Person he'd like to trade places with for a day:** Jason Kelce
- Person he'd most like to have dinner with:** Bruce Willis
- Favorite Philadelphia restaurant:** Iron Hill
- Pregame ritual:** Bringing his new fire truck to home games
- Who would play him in a movie on his life:** John Candy
- Bucket list:** Pilot a plane
- Only concert ever attended:** REM at the Blue Mule in Penticton, British Columbia with his father

A HELPING HAND

After working as a firefighter in his native British Columbia, Watkins shares a special bond with his fellow firefighters and understands the importance that these men and women play in protecting our homes and community. Upon his arrival in Philadelphia, Watkins was introduced to Joe Gordon, a local volunteer and career firefighter, and together, they noticed a need for programs that not only help assist firefighters when they become injured in the line of duty, but also provide them with better training and fitness equipment to help prevent injuries from occurring in the first place. For more information on All Hands Working, visit AllHandsWorking.org



37 Eddie Whitley

Cornerback

6-0, 191


Virginia Tech

1st year

Born 10/26/89 in Fayetteville, NC

Butler HS, Matthews, NC

Acquired - FA (2012)



Originally a rookie free agent signing of the Dallas Cowboys in 2012, Eddie Whitley re-signed with the Eagles on 12/31/12 after spending the final four weeks of the season on the team's practice squad. He attended training camp with the Cowboys before being released as part of the team's final roster cutdown following the preseason. An athletic defensive back, Whitley received second-team All-ACC honors following his senior season at Virginia Tech, notching 83 tackles, two interceptions and a forced fumble in 14 starts.

BIRDSEED

- Started playing football after a girl beat him in karate as a kid. He figured it was time to start playing football and learning how to hit. Favorite part about playing football is the competitive aspect

COLLEGE HIGHLIGHTS

- Appeared in 54 contests, including 28 starts, at Virginia Tech from 2008-11, notching 189 tackles, four interceptions, three forced fumbles and 16 passes defensed
- Garnered second-team All-ACC honors at safety during his senior campaign after recording 83 tackles, two interceptions and a forced fumble in 14 games as a safety/rover
- Finished third on the team in tackles with 80 and intercepted two passes, forced two fumbles and broke up six passes in 13 starts as a junior
- Earned the President's Award as the top defensive leader following the 2010 season
- Saw action at both cornerback and safety but primarily played on special teams as a freshman and sophomore
- Earned the Frank O. Moseley Award as the defensive player who exhibited the most hustle during the offseason and spring workouts following his sophomore campaign

PERSONAL

- Attended Butler High School in Matthews, NC, where he recorded 100 tackles and six interceptions as a junior, his last full high school season
- Missed the entire 2007 season with a torn ACL suffered in a preseason 7-on-7 camp
- Rated the No. 16 cornerback in the country by ESPN.com/Scouts, Inc. and No. 51 safety in the country by *SuperPrep*
- Grew up in North Carolina as a Carolina Panthers and Charlotte Hornets fan. Was a huge fan of Vince Carter while at North Carolina and in the pros. Whitley would love to trade places with Vince Carter while he was in his prime
- Earned his degree in consumer studies from Virginia Tech
- Son of Ed and Joann Whitley
- Has one daughter, Aliyah

THREE-STEP DROP

Talent he'd most like to have: Singing
Greatest love besides football: His daughter

First Job: Cutting grass for \$20 a yard

Funniest Eagle: Patrick Chung

Pregame Ritual: Eats a bag of sunflower seeds and listens to gospel

Musician: J.Cole

Athletes: Vince Carter

Guilty Pleasure: Cinnamon Pretzel

Twitter: @eddiewhitley37

Athlete to have dinner with: Brian Dawkins

Favorite Car: Dodge Challenger

Philly Restaurant: Steak 'Em Up

26 Cary Williams

Cornerback

6-1, 190

Washburn

5th year

Born 12/23/84 in Miami, FL

Chaminade-Madonna HS, Hollywood, FL

Acquired - FA (Bal) 2013



THREE-STEP DROP

Greatest love besides football: Family

What he'd be doing if not playing football: Coaching college football

Person he'd trade places with for a day: Floyd Mayweather

Actor that would play him in a movie: Marlon Wayans

Favorite teams growing up: Miami Heat, Atlanta Braves

First job: Helped rebuild local playgrounds in his hometown through a program with his church

On his bucket list: Visiting the Mediterranean

Most played artists on his iPod: JayZ, Rick Ross, Drake

Meal: BBQ chicken, collared greens, mac & cheese, sweet potatoes

Movie: *Gladiator*

TV Show: *Martin*

A physical, playmaking corner, Cary Williams signed a three-year contract with the Eagles during the 2013 offseason. Williams started all 16 games for the Super Bowl Champion Baltimore Ravens in 2012, recording four interceptions with 17 passes defensed and 67 tackles. A seventh-round pick of Tennessee in 2008, Williams joined the Ravens in 2009 and earned a starting role with the team in 2011. A native of Miami, FL, Williams played collegiately at Washburn, where he was a two-year starter after initially beginning his collegiate career at Fordham University.

CAREER HIGHLIGHTS

- Started 32 consecutive games for the Ravens from 2011-12, recording 132 tackles, four interceptions and 35 passes defensed over that span
- Intercepted two passes during the Ravens playoff run in 2012, including a fourth-quarter pick of Patriots QB Tom Brady in the end zone to seal a Baltimore victory in the AFC Championship at NE (1/20/13)
- Returned the first interception of his career 63 yards for a touchdown at Cle. (9/27/12)

2012 HIGHLIGHTS (with Baltimore)

- Established a career high with four interceptions
- Notched an interception of Patriots QB Tom Brady with under two minutes remaining in regulation to seal a Baltimore victory in the AFC Championship game at NE (1/20)
- Intercepted Colts QB Andrew Luck in the fourth quarter of the Ravens AFC Wild Card victory vs. Ind. (1/6). Also collared a career-high 12 tackles in the contest
- Picked off Browns QB Brandon Weeden and returned the ball 26 yards to the Cleveland 39-yard line in a win at Cle. (11/4)
- Registered his first career sack after taking down Texans QB Matt Schaub for a nine-yard loss at Hou. (10/21) and also added eight tackles in the contest
- Recorded his third interception of the season after picking off Cowboys QB Tony Romo in the second quarter vs. Dal. (10/14)
- Intercepted Chiefs QB Matt Cassel in the third quarter at KC (10/7). The interception led directly to a game-deciding 39-yard Justin Tucker field goal
- Returned an interception (the first of his career) of Browns QB Brandon Weeden 63 yards for a touchdown to give Baltimore a 23-10 lead at Cle. (9/27)
- Collared a regular season-high 10 tackles in a win vs. NE (9/23)

BIRDSEED

- Has been an avid boxing fan since he was a young child and would watch fights with his grandfather, Napoleon. Said Williams: "He definitely got me into it. My favorite boxer of all time is Muhammad Ali. But I grew up watching Riddick Bowe and Evander Holyfield. It's something I just took to." Williams currently enjoys watching Floyd Mayweather fight. "I love the way he exudes confidence," said Williams. "He's got great technique and I think that combined with his confidence makes him one of the greatest boxers ever."

PERSONAL

- He and his wife, Amanda, have one daughter, Amari
- Played wide receiver and defensive back at Chaminade-Madonna College Preparatory (Hollywood, FL) as a senior after attending Coral Gables High School (Miami, FL) as a junior and Flanagan High School (Pembroke Pines, FL) as a freshman and sophomore
- Full name: Cary Eric Williams
- Follow Cary on Twitter: @CaryWilliams29

TRUE PERSEVERANCE



Now a solid NFL starting cornerback, Cary Williams took an unconventional route to get where he is today. After enduring a rough upbringing, Williams attended Fordham before leaving the school to play at Washburn University, a Division II football program. He was drafted by Tennessee in the 7th round in 2008, but went back and forth between the Titans practice squad and active roster and was actually released by the team three times in a season-and-a-half.

Williams was claimed by Baltimore midway thru the 2009 campaign and kept fighting. He eventually earned a starting role with the Ravens in 2011 and established himself as an impact player on a Super Bowl defense in 2012. "I never stopped believing in myself," said Williams. "It's important not to dwell on the tough times, that's what I kept telling myself. Eventually, with hard work I knew I would get where I want to be and I don't believe I've reached my ceiling yet."

THE CABLE GUY

In between his time at Fordham and Washburn, Cary worked for DirecTV as an on-call technician. "I would go to houses and install the boxes and everything," said Williams. "It actually was a pretty cool gig. I enjoyed it. Now if I ever have problems with my TV, I usually know what to do."

26 Cary Williams



WILLIAMS' CAREER STATISTICS

Year	Team	GP/GS	TACKLES					INTERCEPTIONS									
			Tot	Solo	Ast	Sacks	Yds	Int	Yds	Lg	TD	KD	FF	FR	Yds	STT	
2008	Ten.	1/0	0	0	0	0.0	0.0	0	0	0	0	0	0	0	0	0	0
2009	Ten.	4/0	12	7	5	0.0	0.0	0	0	0	0	1	0	0	0	0	
	Bal.	5/1	1	1	0	0.0	0.0	0	0	0	0	0	1	0	0	5	
		<i>Totals</i>	<i>9/1</i>	<i>13</i>	<i>8</i>	<i>5</i>	<i>0.0</i>	<i>0.0</i>	<i>0</i>	<i>0</i>	<i>0</i>	<i>0</i>	<i>1</i>	<i>1</i>	<i>0</i>	<i>0</i>	<i>5</i>
2010	Bal.	13/0	0	0	0	0.0	0.0	0	0	0	0	0	0	0	0	0	6
2011	Bal.	16/16	77	61	16	0.0	0.0	0	0	0	0	18	2	0	0	0	
2012	Bal.	16/16	75	67	8	1.0	9.0	4	90	63t	1	17	0	0	0	0	
TOTALS		55/33	165	136	29	1.0	9.0	4	90	63t	1	36	3	0	0	11	

PLAYOFFS

Year	Team	GP/GS	Tot	Solo	Ast	Sacks	Yds	Int	Yds	Lg	TD	KD	FF	FR	Yds	STT
2009	Bal.	2/0	0	0	0	0.0	0.0	0	0	0	0	0	0	0	0	0
2010	Bal.	2/0	0	0	0	0.0	0.0	0	0	0	0	0	0	0	0	0
2011	Bal.	2/2	10	5	5	0.0	0.0	0	0	0	0	0	0	0	0	0
2012	Bal.	4/4	27	21	6	0.0	0.0	2	41	41	0	6	0	0	0	0
TOTALS		10/6	37	26	11	0.0	0.0	2	41	41	0	6	0	0	0	0

ADDITIONAL CAREER STATISTICS

RECEPTIONS: 1 (2010) - 13-yard pass from P Sam Koch on fake punt (11/7/10 vs. Mia.)

2012 GAME-BY-GAME STATISTICS

Date	Opp	W/L	P/S	S	A	T	Sac	Hur	Int	Yds	Lg	KD	FF	FR	
Sep 10	Cin	W	1/1	6	0	6	0.0	NA	0	0	0	2	0	0	
Sep 16	at Phi	L	1/1	2	0	2	0.0	NA	0	0	0	0	0	0	
Sep 23	NE	W	1/1	10	0	10	0.0	NA	0	0	0	0	0	0	
Sep 27	Cle	W	1/1	3	0	3	0.0	NA	1	63	63t	1	0	0	
Oct 7	at KC	W	1/1	3	1	4	0.0	NA	1	1	1	1	0	0	
Oct 14	Dal	W	1/1	5	0	5	0.0	NA	1	0	0	2	0	0	
Oct 21	at Hou	L	1/1	8	0	8	1.0	NA	0	0	0	0	0	0	
Nov 4	at Cle	W	1/1	6	0	6	0.0	NA	1	26	26	1	0	0	
Nov 11	Oak	W	1/1	3	1	4	0.0	NA	0	0	0	2	0	0	
Nov 18	at Pit	W	1/1	0	1	1	0.0	NA	0	0	0	1	0	0	
Nov 25	at SD	W	1/1	3	0	3	0.0	NA	0	0	0	1	0	0	
Dec 2	Pit	L	1/1	5	0	5	0.0	NA	0	0	0	1	0	0	
Dec 9	at Was	L	1/1	2	3	5	0.0	NA	0	0	0	1	0	0	
Dec 16	Den	L	1/1	7	0	7	0.0	NA	0	0	0	2	0	0	
Dec 23	NYG	W	1/1	4	1	5	0.0	NA	0	0	0	2	0	0	
Dec 30	at Cin	L	1/1	0	1	1	0.0	NA	0	0	0	0	0	0	
Totals			16/16	67	8	75	1.0	NA	4	90	63t	17	0	0	
Playoffs															
Jan 6	Ind	W	1/1	10	2	12	0.0	NA	1	41	41	2	0	0	
Jan 12	at Den	W	1/1	5	1	6	0.0	NA	0	0	0	1	0	0	
Jan 20	at NE	W	1/1	3	3	6	0.0	NA	1	0	0	1	0	0	
Feb 3	at SF	W	1/1	3	0	3	0.0	NA	0	0	0	2	0	0	
Totals			4/4	21	6	27	0.0	NA	2	41	41	6	0	0	

CAREER HIGHS

Tackles	12	(1/6/13 vs. Ind., AFC-WC)
	10	(9/23/12 vs. NE)
INTs	1	(2x - 1/20/13 at NE, AFC-C)
	1	(4x - 11/4/12 at Cle.)
INT Lg	63	(9/27/12 vs. Cle.)
Sacks	1.0	(10/21/12 at Hou.)

1 Brad Wing

Punter
6-3, 205
LSU
Rookie

Born 1/27/91 in Melbourne, Australia
Parkview Baptist HS, Baton Rouge, LA
Acquired - Rookie FA (2013)



A former Australian Rules football player, Brad Wing signed with the Eagles as a rookie free agent during the 2013 offseason. In his two years at LSU, Wing averaged 44.6 yards on 118 punts, a mark that ranks first in school history, and became just the second Tiger punter to receive All-American accolades (2011). A native of Melbourne, Australia, Wing ventured to the United States as an exchange student prior to his senior year of high school.

BIRDSEED

- Wing grew up playing Australian Rules football in Melbourne, a sport where pinpoint punting and kicking accuracy ranks among the game's most desirable skills. "Kicking is everything," said Wing. "You are not allowed to throw the ball. You have to kick. That's the only way to pass or to score. As soon as you can stand and balance, everybody's kicking over there as opposed to here where everyone wants to grow up to be Michael Vick or Peyton Manning, throwing the ball. No one over there is doing that. So, when you come over to America, it's very rare that you see somebody at six or seven-years old punting the football because they all want to throw it; they all want to be a quarterback."

RIGHT PLACE, RIGHT TIME

When Wing moved to Baton Rouge in 2009, the punter's plan was to spend one year in the United States as an exchange student experiencing the American culture. However, once Wing stepped onto the football field, his plans became a little less clear.

"It was crazy," said Wing. "It all happened within the span of three months, from the time I decided that I was going to punt an American football to the time I was in school over here. I was raw. I had only been working on punting for a couple of months, but I had an advantage because not many high schools have a one designated punter. It's usually the strongest guy or the quarterback."

Even though he experienced a great amount of success on the field, it took a chance meeting with the wife of LSU head coach Les Miles to break through on the recruiting front. "She was at one of our games and I ended up having a really good game. She was there watching [former LSU and current 49ers safety] Eric Reid. He was their punt returner and I had a really good game punting to him. She talked to Coach Miles and he came out and watched. It was like a movie. She was in the right spot at the right time and I had a really good game that night."



- During his time at LSU, Wing saw the coverage of the Tigers grow exponentially in Australia. With more Australians, such as Wing, seeing success in the American game, young people in the country have started to pick up the game. "Before I was there, there were no LSU games televised. My first year, there were three and my second year, there were six. It's definitely growing and I get an email from kids over in Australia saying that they want to come over and do that. That's the best reward for me -- seeing that I've impacted somebody's life in a positive way and having them say, 'Man, I want to get where you are.'"

PERSONAL

- Played only one season of high school football after moving to the United States from Melbourne, Australia
- Lettered at Parkview Baptist High School in Baton Rouge, where he averaged 41.8 yards per punt and 41.5 net yards per punt as a senior
- Was a 3A first-team all-state selection in 2009 and was also named to *The Advocate's* 2009 All-Metro team for 3A/2A/1A as a senior
- Played Australian rules football while growing up in Melbourne
- Son of David and Kathi Wing and has one brother, Tom. His father, David, tried out for the Detroit Lions in 1990 and punted for the Scottish Claymores of NFL Europe in 1998, in addition to having a career in Aussie Rules football
- Engaged to fiancé, Haley. The couple has one son, Bentley. Also, adopted a dog, Ellie, from an animal shelter
- Majored in sports administration
- Follow Brad on Twitter: @bwing38

COLLEGE HIGHLIGHTS

- Averaged 44.6 yards on 118 punts during his two-year LSU career, a mark that ranks first in school history, and became just the second punter in school history to earn first-team All-America honors (2011)
- 48 of his 118 career punts were downed inside the 20-yard line and 39 punts traveled 50 yards or more
- Has two of the top five single-season punting averages in LSU history (No. 3 at 44.8 in 2012; No. 5 at 44.37 in 2011)
- Played in 11 games as a redshirt sophomore, averaging 44.8 yards per punt on 59 punts, good for fourth in the SEC and the third-highest single-season total in LSU history
- In 2012, ranked second in the SEC and eighth in the nation in net punting average (40.7), with opponents gaining only 59 total punt return yards all season, a figure that ranked ninth nationally
- Had 21 of his 59 punts downed inside the 20-yard line in 2012
- As a redshirt freshman, averaged 44.4 yards per punt, which ranked second in the SEC and 11th nationally, on his way to first-team All-America honors
- Placed 27 punts inside the 20-yard line and 13 inside the 10 while booming 20 punts 50-plus yards
- Redshirted in 2010

THREE-STEP DROP

Favorite movie: *The Butterfly Effect*
TV show: *The Simpsons, Family Guy*
Musical Artist: *Wale*
Hobbies: Spending time with his family
Place to visit: Hamilton Island, Australia
Collects: Shoes -- owns almost 30 pairs
Talent he would most like to have: The ability to dunk a basketball
Favorite teams/athletes growing up: North Melbourne Kangaroos (Australian Football League)/Former Eagles P Sav Rocca
Favorite athletes to watch now: Nate Robinson

28 Earl Wolff

Safety
5-11, 210
NC State
Rookie
Born 12/15/89 in Raeford, NC
Hoke County HS, Raeford, NC
Acquired - D5-13 (136th overall)



THREE-STEP DROP

Favorite Movie: *The Wood*
Favorite TV Show: *Fresh Prince of Bel Air*
First Job: Working for the Raeford Parks and Recreation Department for \$5/hour
Favorite Quote: "I can do all things through Christ who strengthens me."
- Philippians 4:13
Favorite Website: PackPride.com
Favorite Moment in Sports Growing Up: "In our Pop Warner Super Bowl, chasing down a player who had a 20-yard lead and made the tackle at the 2-yard line to save the game."
Favorite Players Growing Up: Michael Jordan and Randy Moss
Favorite Musician: J. Cole who grew up in nearby Fayetteville, NC
Favorite Meal: My mother's homemade hot wings and baked mac & cheese

A first-team All-ACC honoree as a senior at NC State, Wolff was selected by the Eagles in the fifth round in 2013. He rounded out his collegiate career as the program's all-time leader in games played (51) and starts (43), while making 400 tackles (4th in school history) and eight forced fumbles (tied for 3rd)

BIRDSEED

- Went unnoticed by college programs until attending a summer football camp at NC State prior to his senior year in high school. His performance at that camp, however, immediately led to an offer by NC State coach Tom O'Brien. "My parents really couldn't afford the \$250 it cost to attend that camp, but they somehow made it happen and I'm really fortunate I was able to attend. As soon as he made the offer, my mother said, 'You're going.'"
- One of the biggest influences on Wolff's life has been his mother, Sharon. A member of the national guard for nearly 30 years, she has always been big on discipline. "She's been the backbone of my life," said Wolff. "Basically, I am where I am now because of her, and it's just a blessing to still have her around. I've never been in any trouble off the field, never had any academic violations or anything like that. I graduated in three and a half years, so I can honestly say she raised me well."
- Credits his collegiate position coach, Mike Reed, a former Eagles assistant coach from 2002-06, for teaching him how to be a defensive back. Recalled Wolff, "I was an offensive player my whole life and never really knew how to play defense. I played defense in high school, but I didn't know anything about techniques or defensive terminology. I just ran to the ball. Mike taught me everything, including how to back pedal."

EARL'S PHILADELPHIA ROOTS

Despite growing up in North Carolina, a significant part of Wolff's immediate family grew up and still resides in Philadelphia. His mother, Sharon, who was born and raised in North Philadelphia, went to the Philadelphia High School for Girls. His grandmother, uncles and cousins still reside in the city. Recalled Wolff on draft day, "Once I got the phone call, they all jumped on me. It's was just exciting. Both of my uncles were actually wearing Eagles hats and t-shirts during draft weekend." Growing up, Wolff would stay with his grandmother in Philadelphia once a year while his mother went on training missions with the National Guard.



COLLEGE HIGHLIGHTS

- Finished career as NC State's all-time leader in games played (51) and starts (43). Tallied 400 tackles (4th in school history), eight forced fumbles (tied for 3rd), seven interceptions, two sacks, one fumble recovery and 14 pass breakups. Also contributed 25 tackles on special teams
- Earned first-team All-ACC accolades and third-team All-American honors from *The NFL Draft Report* as a senior in 2012 after starting in all 13 games and leading the Wolfpack with 145 tackles while adding two interceptions, a forced fumble and seven passes defended

- Honored as ACC Defensive Player of the Week after recording an interception and recovering a fumble in a win at UConn
- Credited with first-team All-ACC honors as a junior in 2011. Ranked second on the team with 105 tackles, while posting a career-high three INTs and tallying three forced fumbles
- Named the team's Most Valuable defensive back following his sophomore season in 2010 as he ranked third on the team with 95 tackles, while posting one interception and a career-high four forced fumbles
- As a redshirt freshman in 2009, played in 12 games (4 starts) and led the special teams unit with 12 tackles. Also collared 42 tackles ... Redshirted as a freshman in 2008

PERSONAL

- Single and resides in Philadelphia. Is the son of Earl Wolff, III, and Sharon Davis. His younger brother, Eric, is a receiver at Winston Salem State. Has an older sister, Shanee, and two older brothers, Timonty and Joseph, who both serve in the military
- Began playing football for the Redskins in a flag football league as a 9-year old in Raeford, NC. He was a running back
- Named an all-conference and all-region selection as a running back and safety at Hoke County HS. Named the offensive player of the year for his team, rushed for 997 yards and nine touchdowns as a senior, while also adding 89 tackles, five interceptions, one sack and seven forced fumbles on the other side of the ball
- A standout track & field performer in high school, finished fifth in the state in the long jump and triple jump en route to all-conference honors
- Also played organized rugby for one year in high school
- Earned his degree in sports management at NC State in just three and a half years
- Had two internships during his college career, working as a coach with SE Raleigh HS and with the NC State recruiting office

2012 Season-Ending Depth Chart



OFFENSE

WR	18	Jeremy Maclin	13	<u>Damaris Johnson</u>	83	<u>Marvin McNutt</u>		
LT	65	King Dunlap	77	Demetress Bell				
LG	69	Evan Mathis	63	Danny Watkins				
C	66	<u>Dallas Reynolds</u>	68	Matt Tennant				
RG	64	Jake Scott	63	Danny Watkins				
RT	67	<u>Dennis Kelly</u>	78	Matt Kopa				
TE	87	Brent Celek	86	Evan Moore	41	<u>Emil Igwenagu</u>		
WR	14	Riley Cooper	81	Jason Avant	19	Greg Salas		
FB	39	<u>Stanley Havili</u>	41	<u>Emil Igwenagu</u>				
RB	25	LeSean McCoy	34	<u>Bryce Brown</u>	28	Dion Lewis	32	<u>Chris Polk</u>
QB	7	Michael Vick	11	Trent Edwards				

DEFENSE


LDE	54	Brandon Graham	76	Phillip Hunt		
LDT	97	Cullen Jenkins	94	Derek Landri	90	Antonio Dixon
RDT	91	<u>Fletcher Cox</u>	72	<u>Cedric Thornton</u>		
RDE	58	Trent Cole	75	<u>Vinny Curry</u>	55	Darryl Tapp
WILL	95	<u>Mychal Kendricks</u>	56	Akeem Jordan		
MLB	59	DeMeco Ryans	50	Casey Matthews		
SAM	51	Jamar Chaney	53	<u>Ryan Rau</u>		
LCB	23	D. Rodgers-Cromartie	31	Curtis Marsh	22	<u>Brandon Boykin</u>
RCB	24	Nnamdi Asomugha	27	Brandon Hughes		
SS	30	Colt Anderson	29	Nate Allen		
FS	42	Kurt Coleman	21	<u>David Sims</u>		
Nickel	22	<u>Brandon Boykin</u>	27	Brandon Hughes		

SPECIAL TEAMS

P	1	Mat McBriar				
K	6	Alex Henery				
H	1	Mat McBriar				
PR	13	<u>Damaris Johnson</u>	22	<u>Brandon Boykin</u>		
KOR	22	<u>Brandon Boykin</u>	13	<u>Damaris Johnson</u>	34	<u>Bryce Brown</u>
LS	46	Jon Dorenbos				

Underline - rookies and first-year players [player] - injured

Alphabetical Roster



as of July 17, 2013

NO	NAME	POS	HT	WT	DOB	AGE	EXP	COLLEGE	HOMETOWN	How Acq.
53	Acho, Emmanuel	LB	6-2	240	11/10/90	22		Texas	Dallas, Tx.	T-Cle-13
29	Allen, Nate	LB	6-1	210	11/30/87	25		South Florida	Cape Coral, Fl.	D2-10
30	Anderson, Colt	LB	5-10	194	10/25/85	27		Montana	Butte, Mt.	FA-Min-10
81	Avant, Jason	WR	6-0	212	4/20/80	30		Michigan	Chicago, Il.	D4b-06
72	Bamiro, Michael	T	6-0	340	10/8/80	32		Stony Brook	Lobyanana, Pa.	FA-13
77	Barbre, Allen	LB	6-4	227	6/22/87	26		Missouri Southern State	Granby, Mo.	D2-13
98	Barkeley, Matt	QB	6-7	227	6/18/89	24		USC	Santa Ana, Ca.	D4-13
96	Barwin, Connor	DB	6-4	264	10/7/88	24		Cincinnati	Detroit, Mi.	FA-Hou-13
17	Benn, Arrelious	WR	6-4	185	9/13/88	24		Illinois	Washington, DC	T-TB-13
22	Boykin, Brandon	TE	6-10	185	7/13/88	24		Georgia	Fayetteville, Ga.	D4-12
34	Brown, Bryce	DB	6-0	220	5/14/91	22		Kansas State	Wichita, Ks.	D7-12
85	Brown, Everette	DB	6-1	263	8/7/87	25		Florida State	Stantonsburg, NC	FA-13
89	Carrier, Derek	TE	6-4	241	7/25/89	23		Beloit	Edgerton, Wf.	FA-12
85	Casey, James	TE	6-3	240	6/7/84	28		Rice	Azle, Tx.	FA-Hou-13
87	Celek, Brent	TE	6-4	255	1/25/85	28		Cincinnati	Cincinnati, Oh.	D5b-07
51	Chaney, Jamar	LB	6-0	242	10/17/89	23		Mississippi State	St. Lucie, Fl.	D7a-10
23	Chung, Patrick	SE	5-11	210	8/19/87	25		Oregon	Rancho Cucamonga, Ca.	FA-NE-13
58	Cole, Trent	SE	6-3	270	10/05/82	30		Cincinnati	Xenia, Oh.	D5a-05
42	Coleman, Kurt	DB	6-3	195	7/01/88	25		Ohio State	Clayton, Oh.	D7c-10
14	Cooper, Riley	WR	6-3	222	9/09/87	25		Florida	Clearwater, Fl.	D5b-10
91	Cox, Fletcher	DB	6-4	300	12/13/89	23		Mississippi State	Yazoo City, Ms.	D4-12
88	Cunningham, B.J.	WR	6-3	315	5/28/89	24		Michigan State	Westerville, Oh.	FA-12
90	Curry, Vinny	DB	6-3	225	6/30/88	24		Marshall	Neptune, NJ	D2b-12
33	Dixon, Antonio	DB	6-0	215	1/11/88	25		Miami	Miami, Fl.	W-Was-09
30	Dixon, Dennis	DB	6-0	215	1/11/88	25		Oregon	San Leandro, Ca.	FA-Bal-13
46	Dorenbos, Jon	LB	6-0	250	11/10/90	22		Texas-El Paso	Garden Grove, Ca.	FA-06
86	Ertz, Zach	TE	6-0	250	11/10/90	22		Stanford	Danville, Ca.	D2-13
24	Fletcher, Bradley	DB	6-0	200	6/25/86	27		Iowa	Youngstown, Oh.	FA-STL-13
9	Foles, Nick	QB	6-0	243	1/20/88	24		Arizona	Austin, Tx.	D3-12
64	Geathers, Clifton	DB	6-0	340	12/11/87	25		South Carolina	Hemingway, SC	T-Ind-13
55	Graham, Brandon	TE	6-2	265	4/03/88	25		Michigan	Detroit, Mi.	D1-10
82	Harbor, Clay	TE	6-3	255	7/02/88	25		Missouri State	Dwight, Il.	D4d-10
6	Henery, Alex	K/P	6-1	177	8/18/87	25		Nebraska	Omaha, Ne.	D4b-11
79	Herrermans, Todd	DB	6-6	321	10/13/82	30		Saginaw Valley State	Ravenna, Mi.	D4b-05
27	Hughes, Brandon	CB	6-11	185	5/23/85	27		Oregon State	Bloomington, IL	FA-NYG-10
56	Hunt, Phillip	TE	6-1	254	1/10/88	27		Houston	Fort Worth, Tx.	FA-11
41	Igwenagu, Emil	TE	6-2	245	3/27/88	24		Massachusetts	Boylston, Ma.	FA-12
13	Jackson, DeSean	WR	6-10	175	12/01/88	24		California	Long Beach, Ca.	D2b-08
63	Johnson, Damaris	WR	6-6	175	1/22/88	25		Tulsa	Destrehan, La.	FA-13
6	Johnson, Lane	WR	6-9	210	5/28/88	24		Oklahoma	Groveton, Tx.	D1-13
38	Jones, Donnie	QB	6-0	211	5/8/88	24		LSU	Baton Rouge, La.	FA-Hou-13
3	Jones, Felix	RB	6-0	205	5/8/88	24		Arkansas	Tulsa, Ok.	FA-Dal-13
62	Kelce, Jason	T	6-3	295	11/05/87	25		Cincinnati	Cleveland, Oh.	D6a-11
67	Kelly, Dennis	T	6-3	321	1/16/88	25		Purdue	Chicago Heights, Il.	D5-12
95	Kendricks, Mychal	DB	6-0	240	9/28/89	23		California	Fresno, Ca.	D2a-12
93	King, David	DB	6-4	285	12/27/88	23		Oklahoma	Houston, Tx.	D7c-13
4	Kinne, G.J.	LB	6-2	218	12/17/88	24		Tulsa	Mesquite, Tx.	FA-13
54	Knott, Jake	LB	6-2	243	10/24/90	22		Iowa State	Waukee, Ia.	FA-13
78	Kopa, Matt	TE	6-6	310	2/25/87	26		Stanford	Elk Grove, Ca.	FA-NE-12
73	Kruger, Joe	TE	6-6	269	6/7/82	31		Utah	Orem, Ut.	D7a-13
35	Lindley, Trevard	DB	6-0	183	8/3/87	27		Kentucky	Lithia Springs, Ga.	D4a-10
96	Logan, Bennie	DB	6-0	309	12/28/86	26		LSU	Coushatta, La.	D3-13
18	Maclin, Jeremy	WR	6-0	199	3/01/88	25		Missouri	Kirkwood, Mo.	D1-09
31	Marsh, Curtis	WR	6-1	199	3/01/88	25		Utah State	Simi Valley, Ca.	D3-11
69	Mathis, Evan	DB	6-5	208	1/01/88	25		Alabama	Homewood, Ala.	FA-Cin-11
30	Mathews, Casey	DB	6-4	245	1/16/88	25		Oregon	Westlake Village, Ca.	D4a-11
24	McCoy, Chris	DB	6-4	261	1/12/88	25		Middle Tennessee State	Villa Rica, Ga.	FA-13
25	McCoy, LeSean	WR	6-1	208	7/12/88	24		Pittsburgh	Harrisburg, Pa.	D2-09
74	Menkin, Nate	DB	6-1	300	10/04/88	24		Mary Hardin-Baylor	Lago Vista, Tx.	W-Hou-12
16	Miller, Nick	WR	6-2	180	3/29/89	24		Southern Utah	Mesa, Az.	FA-13
80	Momah, Ifeanyi	WR	6-7	239	10/23/87	25		Boston College	Greenlawn, NY	FA-13
84	Murphy, Will	WR	6-2	193	5/15/89	24		Oregon	Albany, Or.	FA-13
71	Peters, Jason	LB	6-4	328	1/22/82	31		Arkansas	Queen City, Tx.	T-Buf-09
52	Phillips, Jason	LB	6-1	240	2/14/86	27		Texas Christian	Waller, Tx.	FA-Car-13
21	Phillips, Kenny	LB	6-2	210	11/24/86	26		Miami (FL)	Miami, Fl.	FA-NYG-13
32	Polk, Chris	CB	6-11	222	12/16/89	23		Washington	Redlands, Ca.	FA-12
33	Poyer, Jordan	DB	6-0	191	4/25/91	22		Oregon State	Astoria, Or.	D7b-13
73	Purcell, Nic	DB	6-6	305	9/20/85	27		Golden West Community College	Auckland, New Zealand	FA-13
61	Remington, Isaac	DB	6-6	305	4/16/89	24		Oregon	Chandler, Az.	FA-13
66	Reynolds, Dallas	TE	6-4	320	2/16/88	25		BYU	Provo, Ut.	FA-09
98	Ryan, DeMeco	CB	6-4	227	4/28/88	25		Alabama	Bessemer, Al.	T-Hou-12
96	Salas, Greg	WR	6-2	210	8/25/88	24		Hawaii	Chino, Ca.	W-NE-12
47	Saw, Will	WR	6-2	245	8/25/88	24		Youngstown State	Baltimore, Md.	FA-13
11	Schepard, Russell	WR	6-1	210	9/15/90	22		LSU	Houston, Tx.	FA-13
43	Sims, David	DB	6-10	210	10/20/86	26		Iowa State	Gainesville, Fl.	T-Cle-12
27	Sopoaga, Isaac	DB	6-2	330	9/7/88	24		Hawaii	Pago Pago, American Samoa	FA-SF-13
77	Square, Damien	DB	6-2	293	2/6/89	24		Alabama	Houston, Tx.	FA-13
68	Tennant, Matt	DB	6-4	295	3/19/87	26		Boston College	Cincinnati, Oh.	FA-12
72	Thornton, Cedric	T	6-4	309	6/21/88	25		Southern Arkansas	Star City, Ark.	FA-11
64	Tobin, Matt	T	6-6	303	6/5/90	23		Iowa	Worthington, Ia.	FA-13
39	Tucker, Matthew	RB	6-1	227	5/24/91	22		TCU	Tyler, Tx.	FA-13
61	Vandervelde, Julian	DB	6-2	300	10/07/87	25		Iowa	Davenport, Ia.	D5b-11
7	Vick, Michael	DB	6-0	285	6/26/80	32		Virginia Tech	Newport News, Va.	FA-09
78	Walker, Daryell	DB	6-6	285	2/24/91	22		Hampton	Hampton, Va.	FA-13
77	Wang, Ed	TE	6-6	315	3/12/87	26		Virginia Tech	Ashburn, Va.	FA-13
63	Watkins, Danny	DB	6-0	310	1/10/88	25		Baylor	Melowna, Bc	D1-11
37	Whitley, Eddie	DB	6-0	188	10/26/88	24		Virginia Tech	Matthews, NC	FA-12
26	Williams, Cary	DB	6-0	205	12/24/84	28		Washburn	Hollywood, Fl.	FA-Bal-13
28	Wing, Brad	DB	6-3	205	12/24/84	28		LSU	Melbourne, Australia	FA-13
28	Wolf, Earl	DB	6-11	210	12/15/89	23		NC State	Raeford, NC	D5-13

Avg. Age: 25.3

Numerical Roster



as of July 17, 2013

NO	NAME	POS	HT	WT	DOB	AGE	EXP	COLLEGE	HOMETOWN	How Acq.	'12 GP	GS	IA
1	Brad Wing	LSU	6-3	205	1/27/91	22		LSU	Melbourne, Australia	FA-13	--	--	--
2	Matt Barkley	USC	6-2	227	9/78/90	22		USC	Santa Ana, Ca.	D4-13	--	--	--
3	Dennis Dixon	Oregon	6-2	215	1/11/88	25		Oregon	San Leandro, Ca.	FA-Bal-13			0/0
4	G.J. Kinne	Tulsa	6-2	218	1/21/88	25		Tulsa	Mesquite, Tx.	FA-13			0/0
5	Alex Henry	Nebraska	6-2	217	8/7/88	25		Nebraska	Omaha, Ne.	D4b-11			16/0
6	Michael Vick	Virginia Tech	6-2	215	6/22/80	33	1	Virginia Tech	Newport News, Va.	FA-09		10/18	3
7	Donnie Jones	LSU	6-2	221	9/27/89	24		LSU	Baton Rouge, La.	FA-Hou-13	16/0	(Hou)	
8	Nick Foles	Arizona	6-2	223	1/20/89	24		Arizona	Austin, Tx.	D2-12			11/9
10	DeSean Jackson	California	6-0	165	12/01/89	23		California	Long Beach, Ca.	D2b-08			11/11
11	Russell Shepard	LSU	6-2	221	9/27/89	24		LSU	Houston, Tx.	FA-13			7/7
13	Damaris Johnson	Tulsa	6-2	223	1/17/87	26		Tulsa	Destrehan, La.	FA-12			14/12
14	Riley Cooper	Florida	6-2	222	9/09/87	25		Florida	Clearwater, Fl.	D5b-10			11/5/5
15	Nick Miller	Southern Utah	6-2	180	3/29/88	26		Southern Utah	Mesa, Az.	FA-13			0/0
16	Arrelious Benn	Illinois	6-2	220	9/78/88	24		Illinois	Washington, DC	T-TB-13		8/1	(TB)
17	Jeremy Maclin	Missouri	6-2	198	5/11/88	25		Missouri	Kirkwood, Mo.	D1-09			15/15/1
18	Greg Salas	Hawaii	6-2	210	8/25/88	25		Hawaii	Chino, Ca.	W-NE-12/10/5	(17/0)	(NE)	
19	Kenny Phillips	Miami (FL)	6-2	211	11/24/86	26		Miami (FL)	Miami, Fl.	FA-NYG-13	7/6	(NYG)	
21	Brandon Boykin	Georgia	6-1	185	7/13/89	23		Georgia	Fayetteville, Ga.	D4-12			16/4
22	Patrick Chung	Oregon	6-1	210	8/19/87	25		Oregon	Rancho Cucamonga, Ca.	FA-NE-13	12/8	(NE)	
23	Bradley Fletcher	Iowa	6-0	210	6/25/88	25		Iowa	Youngstown, Oh.	FA-STL-13	15/4	(STL)	
24	LeSean McCoy	Pittsburgh	6-1	208	9/12/88	25		Pittsburgh	Harrisburg, Pa.	D2-09			12/12/4
25	Cary Williams	Washington	6-1	185	12/23/89	23		Washington	Hollywood, Fl.	FA-Bal-13	16/16	(Bal)	
26	Brandon Hughes	Oregon State	6-1	185	12/23/89	23		Oregon State	Springfield, IL	FA-NYG-10			16/0
27	Earl Wolff	NC State	6-1	210	1/13/85	28		NC State	Raeford, NC	D3-13			
28	Nate Allen	South Florida	6-1	210	1/13/85	28		South Florida	Cape Coral, Fl.	D2-10			15/13/1
29	Colt Anderson	Montana	6-1	194	10/25/89	23		Montana	Butte, Mt.	FA-Min-10			14/4/2
30	Curtis Marsh	Utah State	6-1	227	3/01/89	24		Utah State	Simi Valley, Ca.	D3-11			15/0/1
31	Chris Polk	Washington	6-1	222	12/16/89	23		Washington	Redlands, Ca.	FA-12			7/0/9
32	Jordan Poyer	Oregon State	6-1	191	4/25/91	22		Oregon State	Astoria, Or.	D7b-13			--
33	Bryce Brown	Kansas State	6-1	220	5/14/84	29		Kansas State	Wichita, Ks.	D7-12			16/4
34	Leyard Lindley	Kentucky	6-1	183	2/22/86	27		Kentucky	Lithia Springs, Ga.	D4a-10			0/0
35	Eddie Whitley	Virginia Tech	6-1	188	10/26/86	26		Virginia Tech	Matthews, NC	FA-12			0/0
36	Felix Jones	Arkansas	6-1	215	5/8/87	26		Arkansas	Tulsa, Ok.	FA-Dal-13	16/7	(Dal)	
37	Matthew Tucker	TCU	6-1	227	5/24/91	22		TCU	Tyler, Tx.	FA-13			--
38	Emil Ikwemagwu	Massachusetts	6-1	225	3/27/91	22		Massachusetts	Boylston, Ma.	FA-12			3/1
41	Kurt Coleman	Ohio State	6-1	215	7/01/88	25		Ohio State	Clayton, Oh.	D7c-10			14/14/2
42	David Sims	Iowa State	6-1	210	10/20/88	25		Iowa State	Gainesville, Fl.	L-Cle-12			15/1/1
43	Jon Dorenbos	Texas-El Paso	6-1	250	7/21/88	25	1	Texas-El Paso	Garden Grove, Ca.	FA-06			16/0
44	Will Shaw	Youngstown State	6-1	225	1/14/89	24		Youngstown State	Baltimore, Md.	FA-13			--
45	Casey Matthews	Oregon	6-1	225	1/14/89	24		Oregon	Westlake Village, Ca.	D4a-11			7/1
46	Jamar Chaney	Mississippi State	6-1	242	10/11/86	26		Mississippi State	St. Lucie, Fl.	D7a-10			14/5/2
47	Jason Phillips	Texas Christian	6-1	240	2/14/86	27		Texas Christian	Waller, Tx.	FA-Car-13	16/2	(Car)	
48	Emmanuel Acho	Texas	6-1	240	11/24/89	23		Texas	Dallas, Tx.	L-Cle-13	0/0	(Cle)	
49	Jake Knott	Iowa State	6-1	243	10/24/89	23		Iowa State	Waukee, Ia.	FA-13			--
50	Brandon Graham	Michigan	6-1	265	4/03/86	27		Michigan	Detroit, Mi.	D1-10			16/8
51	Phillip Hunt	Houston	6-1	254	1/10/86	27		Houston	Fort Worth, Tx.	FA-11			13/0/3
52	Everette Brown	Florida State	6-1	263	8/7/87	26		Florida State	Stantonsburg, NC	FA-13			0/0
53	Trent Cole	Cincinnati	6-1	240	10/05/82	30		Cincinnati	Xenia, Oh.	D5a-05			16/16
54	DeMeco Ryans	Alabama	6-1	247	7/28/84	29		Alabama	Bessemer, Al.	L-Hou-12			16/16
55	Isaac Remington	Oregon	6-1	305	6/16/88	25		Oregon	Chandler, Az.	FA-13			--
56	Julian Vandervelde	Iowa	6-1	300	10/07/87	25		Iowa	Davenport, Ia.	D5b-11			0/0
57	Jason Kelce	Cincinnati	6-1	315	11/05/87	25		Cincinnati	Cleveland, Oh.	D6a-11			2/2
58	Danny Watkins	Baylor	6-1	315	11/06/84	28		Baylor	Kelowna, BC	D1-11			11/6/2
59	Clifton Geathers	South Carolina	6-1	303	12/11/88	24		South Carolina	Hemingway, SC	L-Ind-13	8/0	(Ind)	
60	Matt Tobin	Iowa	6-1	303	8/5/90	23		Iowa	Worthington, Ia.	FA-13			--
61	Lane Johnson	Oklahoma	6-1	320	8/5/86	27		Oklahoma	Groveton, Tx.	FA-13			--
62	Dallas Reynolds	BYU	6-1	320	4/13/89	24		BYU	Provo, Ut.	FA-09			12/10/1
63	Dennis Kelly	Purdue	6-1	321	3/19/86	27		Purdue	Chicago Heights, Il.	D5-12			13/10
64	Matt Tennant	Boston College	6-1	323	3/19/86	27		Boston College	Cincinnati, Oh.	FA-12			8/0
65	Evan Mathis	Alabama	6-1	328	11/01/87	26		Alabama	Homewood, Ala.	FA-Cin-11			16/16
66	Jason Peters	Arkansas	6-1	328	1/22/82	31	1	Arkansas	Queen City, Tx.	L-Buf-09			0/0
67	Michael Bamiro	Stony Brook	6-1	309	1/09/89	24		Stony Brook	Tobyhanna, Pa.	FA-13			--
68	Cedric Thornton	Southern Arkansas	6-1	340	9/21/88	25		Southern Arkansas	Star City, Ark.	FA-11			16/0
69	Nic Purcell	Golden West Community College	6-1	305	9/20/85	27		Golden West Community College	Auckland, New Zealand	FA-13			--
70	Joe Kruger	Utah	6-1	269	6/4/92	21		Utah	Orem, Ut.	D7a-13			--
71	Nate Menkin	Mary Hardin-Baylor	6-1	300	10/04/88	24		Mary Hardin-Baylor	Lago Vista, Tx.	W-Hou-12			0/0/12
72	Vinny Curry	Marshall	6-1	319	6/30/88	25		Marshall	Neptune, NJ	D2b-12			6/0/10
73	Allen Barbre	Missouri Southern State	6-1	310	6/22/84	29		Missouri Southern State	Granby, Mo.	FA-13			0/0
74	Damion Square	Alabama	6-1	323	9/22/87	26		Alabama	Houston, Tx.	FA-13			--
75	Ed Wang	Virginia Tech	6-1	371	3/25/87	26		Virginia Tech	Ashburn, Va.	FA-13			0/0
76	Matt Koba	Stanford	6-1	320	2/25/87	26		Stanford	Elk Grove, Ca.	FA-NE-12			0/0/4
77	Daryell Walker	Hampton	6-1	325	7/25/81	32		Hampton	Hampton, Va.	FA-13			--
78	Jodd Herremans	Saginaw Valley State	6-1	349	10/14/84	30		Saginaw Valley State	Ravenna, Mi.	D4b-05			8/8
79	Ifeanyi Momah	Boston College	6-1	323	10/23/86	26		Boston College	Greenlawn, NY	FA-13			--
80	Jason Avant	Michigan	6-1	312	4/20/89	24		Michigan	Chicago, Il.	D4b-06			14/6/2
81	Clay Harbor	Missouri State	6-1	255	7/02/87	26		Missouri State	Dwight, Il.	D4d-10			14/9
82	Will Murphy	Oregon	6-1	293	5/15/90	23		Oregon	Albany, Or.	FA-13			--
83	James Casey	Rice	6-1	240	9/22/84	28		Rice	Azle, Tx.	FA-Hou-13	16/9	(Hou)	
84	Zach Ertz	Stanford	6-1	250	11/10/89	23		Stanford	Danville, Ca.	D2-13			--
85	Brent Celek	Cincinnati	6-1	255	1/25/85	28		Cincinnati	Cincinnati, Oh.	D5b-07			15/15/1
86	B.J. Cunningham	Michigan State	6-1	215	5/29/89	24		Michigan State	Westerville, Oh.	FA-12			0/0
87	Derek Carrier	Beloit	6-1	241	7/25/90	23		Beloit	Egerton, Wi.	FA-12			0/0
88	Antonio Dixon	Miami	6-1	300	7/17/85	28		Miami	Miami, Fl.	W-Was-09	3/0	2/0	(Ind)
89	Fletcher Cox	Mississippi State	6-1	300	12/13/89	23		Mississippi State	Yazoo City, Ms.	D1-12			15/9/1
90	David King	Oklahoma	6-1	285	12/27/86	26		Oklahoma	Houston, Tx.	D7c-13			--
91	Chris McCoy	Middle Tennessee State	6-1	261	11/25/86	26		Middle Tennessee State	Villa Rica, Ga.	FA-13			0/0
92	Mychal Kendricks	California	6-1	220	9/28/89	23		California	Fresno, Ca.	D2a-12			15/14/1
93	Bennie Logan	LSU	6-1	308	12/28/88	24		LSU	Coushatta, La.	D3-13			--
94	Isaac Sopogaga	Hawaii	6-1	300	6/28/81	31	1	Hawaii	Pago Pago, American Samoa	FA-SF-13	15/9	(SF)	
95	Connor Barwin	Cincinnati	6-1	264	10/15/86	26		Cincinnati	Detroit, Mi.	FA-Hou-13	16/16	(Hou)	

How They Were Built



HOW THEY WERE ACQUIRED

2005	Todd Herremans	D4b
	Trent Cole	D5a
2006	Jason Avant	D4b
	Jon Dorenbos	FA
2007	Brent Celek	D5b
2008	DeSean Jackson	D2b
2009	Jason Peters	T-Buf
	Jeremy Maclin	D1
	LeSean McCoy	D2
	Dallas Reynolds	FA
	Michael Vick	FA
	Antonio Dixon	W-Was
2010	Brandon Graham	D1
	Nate Allen	D2
	Trevard Lindley	D4a
	Clay Harbor	D2
	Riley Cooper	D4b
	Jamar Chaney	D4b
	Kurt Coleman	D7c
	Colt Anderson	FA-Min
	Brandon Hughes	FA-NYG
2011	Phillip Hunt	FA
	Danny Watkins	D1
	Curtis Marsh	D3
	Casey Matthews	D4a
	Alex Henery	D4b
	Julian Vandervelde	D5b
	Jason Kelce	D6a
	Cedric Thornton	RFA
	Evan Mathis	FA-Cin
2012	DeMeco Ryans	T-Hou
	Fletcher Cox	D1
	Mychal Kendricks	D2a
	Vinny Curry	D2b
	Nick Foles	D3
	Brandon Boykin	D4
	Dennis Kelly	D5
	Bryce Brown	D7
	Emil Igwenagu	RFA
	Damaris Johnson	RFA
	Chris Polk	RFA
	David Sims	T-Cle
	Nate Menkin	W-Hou
	Matt Tennant	FA
	Greg Salas	W-NE
	Matt Kopa	FA-NE
	Derek Carrier	FA
	BJ Cunningham	FA
	Eddie Whitley	FA
2013	Everette Brown	FA
	Nick Miller	FA
	Allen Barbre	FA
	Chris McCoy	FA
	Dennis Dixon	FA-Bal
	Ed Wang	FA
	G.J. Kinne	FA
	James Casey	FA-Hou
	Patrick Chung	FA-NE
	Bradley Fletcher	FA-STL
	Jason Phillips	FA-CAR
	Isaac Sopoaga	FA-SF
	Kenny Phillips	FA-NYG
	Cary Williams	FA-Bal
	Connor Barwin	FA-Hou
	Arrelious Benn	T-TB
	Donnie Jones	FA-Hou
	Clifton Geathers	T-Ind
	Ifeanyi Momah	FA
	Emmanuel Acho	T-Cle
	Lane Johnson	D1
	Zach Ertz	D2
	Bennie Logan	D3
	Matt Barkley	D4
	Earl Wolff	D5
	Joe Kruger	D2a
	Jordan Poyer	D2b
	David King	D7c
	Jake Knott	RFA
	Isaac Remington	RFA
	Russell Shepard	RFA
	Damion Square	RFA
	Matt Tobin	RFA
	Matthew Tucker	RFA
	Brad Wing	RFA
	Will Murphy	RFA
	Daryell Walker	RFA
	Nic Purcell	FA-Dal
	Felix Jones	RFA
	Will Shaw	RFA
	Michael Bamiro	RFA


EAGLES BY DRAFT ROUND

1st round (8)			
Michael Vick	Atl	2001 (1st)	
Felix Jones	Atl	2008 (22nd)	
Kenny Phillips	NYG	2008 (3rd)	
Jeremy Maclin	Phi	2009 (13th)	
Brandon Graham	Phi	2010 (13th)	
Danny Watkins	Phi	2012 (13th)	
Letcher Cox	Phi	2012 (13th)	
Lane Johnson	Phi	2013 (14th)	
2nd round (11)			
DeMeco Ryans	Hou	2006	
DeSean Jackson	Phi	2008	
LeSean McCoy	Phi	2009	
Connor Barwin	Hou	2009	
Everette Brown	Hou	2009	
Nate Allen	Phi	2010	
Arrelious Benn	Phi	2010	
Mychal Kendricks	Phi	2012	
Vinny Curry	Phi	2012	
Zach Ertz	Phi	2013	
3rd round (5)			
Evan Mathis	CAR	2005	
Bradley Fletcher	Phi	2009	
Curtis Marsh	Phi	2011	
Nick Foles	Phi	2011	
Bennie Logan	Phi	2013	
4th round (11)			
Isaac Sopoaga	SF	2004	
Todd Herremans	Phi	2005	
Jason Avant	Phi	2009	
Allen Barbre	Phi	2010	
Trevard Lindley	Phi	2010	
Clay Harbor	Phi	2010	
Casey Matthews	Phi	2011	
Alex Henery	Phi	2011	
Greg Salas	Phi	2011	
Brandon Boykin	Phi	2012	
Matt Barkley	Phi	2013	
5th round (12)			
Trent Cole	Phi	2005	
Brent Celek	Phi	2005	
Dennis Dixon	Phi	2008	
James Casey	Phi	2008	
Brandon Hughes	Phi	2009	
Riley Cooper	Phi	2010	
Ed Wang	Phi	2010	
Matt Tennant	Phi	2010	
Julian Vandervelde	Phi	2011	
Dennis Kelly	Phi	2011	
Earl Wolff	Phi	2013	
6th round (4)			
Clifton Geathers	Cle	2010	
Jason Kelce	Phi	2012	
BJ Cunningham	Mia	2012	
Emmanuel Acho	Cle	2012	
7th Round (9)			
Donnie Jones	Sea	2004	
Cary Williams	Phi	2006	
Chris McCoy	Phi	2010	
Jamar Chaney	Phi	2010	
Kurt Coleman	Phi	2010	
Bryce Brown	Phi	2011	
Joe Kruger	Phi	2013	
Jordan Poyer	Phi	2013	
David King	Phi	2013	
Undrafted (30)			
Jon Dorenbos	Buf	2003	
Jason Peters	Phi	2006	
Dallas Reynolds	Phi	2006	
Cliff Anderson	Min	2006	
Phillip Hunt	Cle	2006	
Nick Miller	Oak	2006	
Antonio Dixon	Was	2006	
Matt Kopa	Phi	2006	
Cedric Thornton	Phi	2006	
Emil Igwenagu	Phi	2007	
Damaris Johnson	Phi	2007	
Chris Polk	Phi	2007	
Eddie Whitley	Phi	2007	
Nate Menkin	Phi	2007	
Derek Carrier	Phi	2007	
G.J. Kinne	Phi	2007	
Ifeanyi Momah	Phi	2007	
Jake Knott	Phi	2007	
Isaac Remington	Phi	2007	
Russell Shepard	Phi	2007	
Damion Square	Phi	2007	
Matt Tobin	Phi	2007	
Matthew Tucker	Phi	2007	
Brad Wing	Phi	2007	
Will Murphy	Phi	2007	
Daryell Walker	Phi	2007	
Nic Purcell	Phi	2007	
Felix Jones	Phi	2007	
Will Shaw	Phi	2007	
Michael Bamiro	Phi	2007	

BY EXPERIENCE AND GAMES

Player	Exp	GP	GS	W/Phi
Jon Dorenbos	1	140	0	10/10
Donnie Jones	1	124	0	0/0
Isaac Sopoaga	1	125	79	0/0
Trent Cole	1	121	114	
Michael Vick	1	103	89	47/36
Jason Peters	1	107	97	42/42
Jodd Herremans	1	103	100	
DeMeco Ryans	1	100	100	16/16
Jason Avant	1	100	92	
Brent Celek	1	85	82	
Evan Mathis	1	88	53	31/31
DeSean Jackson	1	71	23	
Felix Jones	1	64	23	0/0
James Casey	1	64	23	0/0
Jeremy Maclin	1	57	44	
LeSean McCoy	1	56	44	
Kenny Phillips	1	56	44	
Cary Williams	1	55	38	0/0
Patrick Chung	1	55	38	0/0
Connor Barwin	1	49	22	0/0
Kurt Coleman	1	44	23	
Jamar Chaney	1	44	23	
Bradley Fletcher	1	43	31	0/0
Nate Allen	1	43	38	
Clay Harbor	1	44	1	
Riley Cooper	1	40	10	36/10
Antonio Dixon	1	38	10	0/0
Arrelious Benn	1	37	24	8/0
Matt Tennant	1	36	0	
Colt Anderson	1	34	6	
Brandon Graham	1	33	12	0/0
Allen Barbre	1	32	7	0/0
Casey Matthews	1	32	4	
Alex Henery	1	32	4	
Everette Brown	1	32	1	0/0
Jason Phillips	1	30	1	0/0
Brandon Hughes	1	30	0	
Danny Watkins	1	30	18	
Phillip Hunt	1	29	0	
Curtis Marsh	1	29	0	
Jason Kelce	1	28	1	0/0
Nick Miller	1	28	0	
Dallas Reynolds	1	27	14	0/0
Brandon Boykin	1	27	4	
Bryce Brown	1	27	4	
Cedric Thornton	1	27	1	
Mychal Kendricks	1	26	1	
Fletcher Cox	1	26	0	
David Sims	1	26	0	0/0
Clifton Geathers	1	26	0	
Damaris Johnson	1	26	0	
Dennis Kelly	1	26	10	
Trevard Lindley	1	26	0	
Nick Foles	1	27	0	
Chris Polk	1	27	0	0/0
Greg Salas	1	27	0	0/0
Ed Wang	1	26	0	0/0
Vinny Curry	1	26	0	0/0
Dennis Dixon	1	26	3	0/0
Emil Igwenagu	1	26	0	
Julian Vandervelde	1	26	0	
Matt Kopa	1	26	0	
Nate Menkin	1	26	0	
Emmanuel Acho	1	26	0	
Derek Carrier	1	26	0	
BJ Cunningham	1	26	0	
Eddie Whitley	1	26	0	
Chris McCoy	1	26	0	
G.J. Kinne	1	26	0	
Ifeanyi Momah	1	26	0	
Lane Johnson	1	26	0	
Zach Ertz	1	26	0	
Bennie Logan	1	26	0	
Matt Barkley	1	26	0	
Earl Wolff	1	26	0	
Joe Kruger	1	26	0	
Jordan Poyer	1	26	0	
David King	1	26	0	
Jake Knott	1	26	0	
Isaac Remington	1	26	0	
Russell Shepard	1	26	0	
Damion Square	1	26	0	
Matt Tobin	1	26	0	
Matthew Tucker	1	26	0	
Brad Wing	1	26	0	
Will Murphy	1	26	0	
Daryell Walker	1	26	0	
Nic Purcell	1	26	0	
Felix Jones	1	26	0	
Will Shaw	1	26	0	
Michael Bamiro	1	26	0	

2013 Personnel Moves



- Monday, December 31 - Dismissed **Andy Reid** as head coach ... re-signed seven players: DT **Ronnie Cameron**, TE **Derek Carrier**, WR **BJ Cunningham**, LB **Marcus Dowtin**, OL **Matt Reynolds**, G **Julian Vandervelde**, and CB **Eddie Whitley**
- Wednesday, January 2 - Signed DE **Everette Brown** and CB **Trevarid Lindley** each to two-year contracts
- Friday, January 4 - Signed CB **Chris Hawkins**
- Tuesday, January 8 - Signed WR **Nick Miller** and WR **DeMarco Sampson** each to two-year contracts
- Tuesday, January 15 - Signed T **Allen Barbre** to a two-year contract
- Wednesday, January 16 - Named **Chip Kelly** as head coach
- Wednesday, February 6 - Signed DE/LB **Chris McCoy** to a three-year contract and released T **Demetress Bell**
- Friday, February 8 - Hired the following coaches: offensive coordinator **Pat Shurmur**, defensive coordinator **Bill Davis**, special teams coordinator **Dave Fipp**, assistant offensive line coach **Greg Austin**, defensive line/assistant head coach **Jerry Azzinaro**, wide receivers coach **Bob Bicknell**, assistant defensive line coach **Erik Chinander**, defensive quality control coach **Mike Dawson**, assistant special teams coach **Matthew Harper**, quarterbacks coach **Bill Lazor**, defensive backs coach **John Lovett**, assistant defensive backs coach **Todd Lyght**, outside linebackers coach **Bill McGovern**, inside linebackers coach **Rick Minter**, assistant tight ends coach **Justin Peelle**, offensive line coach **Jeff Stoutland**, offensive quality control coach **Press Taylor**, strength and conditioning coach **Josh Hingst** and sports science coordinator **Shaun Huls** ... Named **Duce Staley** as running backs coach and **Ted Williams** as tight ends coach ... Named **Chris Peduzzi** head athletic trainer
- Monday, February 11 - Agreed to terms on a restructured contract with QB **Michael Vick**
- Wednesday, February 13 - Named **Tom Gamble** Vice President of Player Personnel
- Thursday, February 14 - Agreed to terms with QB **Dennis Dixon** on a two-year contract
- Friday, February 15 - Signed T **Ed Wang** to a two-year contract
- Monday, February 25 - Released DT **Cullen Jenkins** and DT **Mike Patterson**
- Tuesday, March 5 - Signed QB **G.J. Kinne** to a two-year contract
- Monday, March 11 - Signed LS **Jon Dorenbos** to a four-year contract and S **Colt Anderson** to a one-year contract
- Tuesday, March 12 - Released CB **Nnamdi Asomugha** ... Agreed to terms with the following free agents: TE **James Casey** (2-year deal), S **Patrick Chung** (3-year deal), CB **Bradley Fletcher** (2-year deal), LB **Jason Phillips** (2-year deal) and DL **Isaac Sopoaga** (3-year deal)
- Thursday, March 14 - Agreed to terms with the following free agents: LB **Connor Barwin** (6-year deal), S **Kenny Phillips** (1-year deal) and CB **Cary Williams** (3-year deal)
- Friday, March 15 - Traded a 2013 6th round draft choice and a 2014 conditional draft choice to the Tampa Bay Buccaneers for WR **Arrelious Benn** and a 2013 7th round draft choice
- Thursday, March 21 - Signed WR **Arrelious Benn** to a 1-year contract extension thru 2014
- Monday, March 25 - Signed P **Donnie Jones** to a 1-year deal and released P **Mat McBriar**
- Thursday, March 28 - Acquired DE **Clifton Geathers** in a trade with the Indianapolis Colts in exchange for FB **Stanley Havili**
- Saturday, March 30 - Signed WR **Ifeanyi Momah** to a 3-year deal
- Thursday, April 11 - Acquired LB **Emmanuel Acho** in a trade with the Cleveland Browns in exchange for RB **Dion Lewis** ... released the following four players: LB **Marcus Dowtin**, CB **Chris Hawkins**, WR **Ron Johnson**, and LB **Ryan Rau**
- Monday, April 15 - Released QB **Trent Edwards**
- Thursday, April 25 - Selected T **Lane Johnson** (Oklahoma) with the 4th overall pick in the first round
- Friday, April 26 - Selected TE **Zach Ertz** (Stanford) in the second round (35th overall) ... Selected DL **Bennie Logan** (LSU) in the third round (67th overall)
- Saturday, April 27 - Traded picks 101 (4th round) and 210 (7th round) overall to the Jacksonville Jaguars for the 98th overall pick ... Selected QB **Matt Barkley** (USC) in the fourth round (98th overall) ... Selected S **Earl Wolff** (NC State) in the fifth round (136th overall) ... Selected DE/LB **Joe Kruger** (Utah) in the seventh round (212th overall) ... Selected CB **Jordan Poyer** (Oregon State) in the seventh round (218th overall) ... Selected DL **David King** (Oklahoma) in the seventh round (239th overall)
- Monday, April 29 - Agreed to terms with the following nine rookie free agents: : LB **Jake Knott** (Iowa State), RB **Miguel Maysonet** (Stony Brook), C **Kyle Quinn** (Arizona), DL **Isaac Remington** (Oregon), WR **Russell Shepard** (LSU), DL **Damion Square** (Alabama), G **Matt Tobin** (Iowa), RB **Matthew Tucker** (TCU), P **Brad Wing** (LSU) ... released TE **Evan Moore**
- Thursday, May 9 - Signed TE **Zach Ertz**, S **Earl Wolff**, DE **Joe Kruger**, CB **Jordan Poyer** and DE **David King**, each to four-year deals
- Monday, May 13 - Signed WR **Will Murphy**, DE **Daryell Walker** and T **Nic Purcell** ... released WR **DeMarco Sampson**, DT **Ronnie Cameron** and T **Matt Reynolds**
- Tuesday, May 14 - Signed RB **Felix Jones** to a one-year deal ... released WR **Marvin McNutt**
- Monday, May 20 - Signed TE **Will Shaw** ... released RB **Miguel Maysonet**
- Wednesday, June 5 - Announced the hiring of the following scouts: **Michael Davis** (Midwest Area Scout), **Trey Brown** (West Coast Area Scout) and **Louis Clark** (Pro Scout). Promoted **Ed Marynowitz** to Assistant Director of Player Personnel, **Alan Wolking** to Southeast Area Scout and **Mike Bradway** to Eastern Regional Scout
- Thursday, June 6 - Signed DT **Bennie Logan** to a four-year deal

2013 Personnel Moves



- Thursday, June 13 - Agreed to terms with QB **Matt Barkley** on a four-year deal
- Wednesday, June 19 - Named **Bret Munsey** NFS Scout
- Wednesday, July 17 - Signed T **Michael Bamiro** and released C **Kyle Quinn**

Career Player Transactions



Emmanuel Acho

2012 Drafted by CLE in 6th round ... signed 4-year contract
 8/27/12 Placed on Injured Reserve (leg)
 4/11/13 Traded from CLE to PHI for RB Dion Lewis

Nate Allen

2010 Drafted by PHI in 2nd round (37th overall) ... signed 4-year contract
 12/21/10 Placed on Injured Reserve (knee)

Colt Anderson

2009 Signed by MIN as a rookie free agent
 9/6/09 Released by MIN
 9/7/09 Signed by MIN to the practice squad
 1/25/10 Re-signed by MIN
 9/5/10 Released by MIN
 9/6/10 Signed by MIN to the practice squad
 11/10/10 Signed by PHI from MIN practice squad
 12/5/11 Placed on Injured Reserve (knee)
 3/11/13 Signed by PHI to a 1-year contract

Jason Avant

2006 Drafted by PHI in 4th round ... signed 4-year contract
 3/8/10 Signed by PHI to a 5-year contract

Michael Bamiro

2013 Signed by PHI as a rookie free agent

Allen Barbre

2007 Drafted by GB in 4th round...signed 4-year contract
 9/6/10 Released by GB
 9/23/10 Signed by SEA
 11/23/10 Released by SEA
 12/28/10 Signed by MIA
 9/3/11 Placed on Injured Reserve
 9/6/11 Released by MIA
 11/24/11 Signed by SEA
 8/31/12 Suspended by NFL for 4 games
 10/1/12 Released by SEA
 1/15/13 Signed by PHI

Matt Barkley

2013 Drafted by PHI in 4th round ... signed 4-year contract

Connor Barwin

2009 Drafted by HOU in 2nd round ... signed 4-year contract
 9/15/10 Placed on Injured Reserve (ankle)
 3/14/13 Signed by PHI to a 6-year contract

Arrelious Benn

2010 Drafted by TB in 2nd round (39th overall) ... signed 4-year contract
 12/27/10 Placed on Injured Reserve (knee)
 11/22/12 Placed on Injured Reserve (shoulder)
 3/15/12 Traded from TB to PHI along with a 2013 7th round draft choice for a 2013 6th round draft choice and a 2014 conditional draft choice
 3/21/12 Signed by PHI to a 1-year contract extension thru 2014

Brandon Boykin

2012 Drafted by PHI in 4th round ... signed 4-year contract

Bryce Brown

2012 Drafted by PHI in 7th round ... signed 4-year contract

Everette Brown

2009 Drafted by CAR in 2nd round (43rd overall) ... signed 4-year contract
 9/4/11 Released by CAR
 11/1/11 Signed by SD
 3/13/12 Released by SD

3/22/12 Signed by DET
 8/31/12 Released by DET
 1/2/13 Signed by PHI to a 2-year contract

Derek Carrier

2012 Signed by OAK as a rookie free agent
 8/31/12 Released by OAK
 9/11/12 Signed by PHI to the practice squad
 12/31/12 Re-signed by PHI

James Casey

2009 Drafted by HOU in 5th round ... signed 4-year contract
 3/12/13 Signed by PHI to a 3-year contract

Brent Celek

2007 Drafted by PHI in 5th round ... signed 4-year contract
 12/1/09 Signed by PHI to a 6-year contract extension thru 2016

Jamar Chaney

2010 Drafted by PHI in 7th round ... signed 4-year contract

Patrick Chung

2009 Drafted by NE in 2nd round (34th overall) ... signed 4-year contract
 3/12/13 Signed by PHI to a 3-year contract

Trent Cole

2005 Drafted by PHI in 5th round ... signed 4-year contract
 11/6/06 Signed by PHI to a 5-year contract extension thru 2013
 3/14/12 Signed by PHI to a 4-year contract extension thru 2017

Kurt Coleman

2010 Drafted by PHI in 7th round ... signed 4-year contract
 12/28/11 Placed on Injured Reserve (bicep)

Riley Cooper

2010 Drafted by PHI in 5th round ... signed 4-year contract

Fletcher Cox

2012 Drafted by PHI in 1st round (12th overall) ... signed 4-year contract

BJ Cunningham

2012 Drafted by MIA in 6th round ... signed 4-year contract
 8/31/12 Released by MIA
 9/2/12 Signed by PHI to the practice squad
 12/31/12 Re-signed by PHI

Vinny Curry

2012 Drafted by PHI in 2nd round (59th overall) ... signed 4-year contract

Antonio Dixon

2009 Signed by WAS as a rookie free agent
 9/5/09 Waived by WAS
 9/6/09 Claimed by PHI off waivers from WAS
 10/2/11 Placed on Injured Reserve (triceps)
 3/14/12 Re-signed by PHI
 8/31/12 Released by PHI
 10/9/12 Signed by IND
 10/29/12 Released by IND
 12/26/12 Signed by PHI

Dennis Dixon

2008 Drafted by PIT in 5th round ... signed 4-year contract
 10/13/10 Placed on Injured Reserve (knee)
 9/2/12 Signed by BAL to the practice squad
 11/7/12 Released by BAL from the practice squad
 11/13/12 Signed by BAL to the practice squad
 2/14/13 Signed by PHI to a 2-year contract

Career Player Transactions



Jon Dorenbos

5/2/03 Signed by BUF as a rookie free agent
 12/21/04 Placed on Injured Reserve (knee)
 9/6/05 Released by BUF
 10/26/05 Signed by TEN to a 1-year contract
 10/13/06 Signed by TEN to a 1-year contract
 10/24/06 Released by TEN
 11/29/06 Signed by PHI to a 2-year contract
 12/29/07 Signed by PHI to a 5-year contract extension thru 2012
 3/11/13 Signed by PHI to a 4-year contract

Zach Ertz

2013 Drafted by PHI in 2nd round (35th overall)...signed 4-year contract

Bradley Fletcher

2009 Drafted by StL in 3rd round ... signed 4-year contract
 10/27/09 Placed on Injured Reserve (knee)
 10/10/11 Placed on Injured Reserve (knee)
 3/12/13 Signed by PHI to a 2-year contract

Nick Foles

2012 Drafted by PHI in 3rd round (88th overall) ... signed 4-year contract
 12/26/12 Placed on Injured Reserve (hand)

Clifton Geathers

2010 Drafted by CLE in 6th round ... signed 4-year contract
 9/4/10 Waived by CLE
 9/5/10 Claimed by MIA off waivers from CLE
 9/13/10 Released by MIA
 9/15/10 Signed by MIA to the practice squad
 9/18/10 Released by MIA from the practice squad
 9/21/10 Signed by MIA to the practice squad
 10/23/10 Signed by MIA from practice squad to active roster
 11/26/10 Released by MIA
 11/27/10 Signed by SEA
 12/7/10 Waived by SEA
 12/8/10 Claimed by DAL off waivers from SEA
 4/20/12 Re-signed by DAL
 8/31/12 Released by DAL
 10/3/12 Signed by IND to the practice squad
 10/9/12 Signed by IND from practice squad to active roster
 3/28/13 Traded from IND to PHI for FB Stanley Havili

Brandon Graham

2010 Drafted by PHI in 1st round (13th overall) ... signed 5-year contract
 12/14/10 Placed on Injured Reserve (knee)
 9/3/11 Placed on Reserve/PUP (knee)
 11/5/11 Activated from Reserve/PUP (knee)

Clay Harbor

2010 Drafted by PHI in 4th round ... signed 4-year contract
 12/18/12 Placed on Injured Reserve (lower back)

Alex Henery

2011 Drafted by PHI in 4th round ... signed 4-year contract

Todd Herremans

2005 Drafted by PHI in 4th round ... signed 4-year contract
 12/20/05 Placed on Injured Reserve (ankle)
 12/30/06 Signed by PHI to a 5-year contract extension thru 2013
 3/13/12 Signed by PHI to a 3-year contract extension thru 2016
 11/7/12 Placed on Injured Reserve (foot/ankle)

Brandon Hughes

2009 Drafted by SD in 5th round ... signed 4-year contract
 9/1/09 Placed on Injured Reserve (knee)
 9/7/10 Waived by SD
 9/9/10 Signed by NYG to the practice squad
 11/23/10 Signed by PHI from NYG practice squad

Phillip Hunt

2009 Signed by CLE as a rookie free agent
 8/18/09 Released by CLE
 9/16/09 Signed by Winnipeg Blue Bombers (CFL)
 2/11/11 Signed by PHI

Emil Igwenagu

2012 Signed by PHI as a rookie free agent
 8/31/12 Released by PHI
 9/1/12 Signed by PHI to the practice squad
 12/12/12 Signed by PHI from practice squad to active roster

DeSean Jackson

2008 Drafted by PHI in 2nd round (49th overall) ... signed 4-year contract
 3/1/12 Designated by PHI as franchise player
 3/14/12 Agreed to terms on a 5-year contract thru 2016
 11/27/12 Placed on Injured Reserve (ribs)

Damaris Johnson

2012 Signed by PHI as a rookie free agent

Lane Johnson

2013 Drafted by PHI in 1st round (4th overall)

Donnie Jones

2004 Drafted by SEA in 7th round ... signed 4-year contract
 9/5/04 Released by SEA
 9/7/04 Signed by SEA to the practice squad
 10/15/04 Signed by SEA from practice squad to active roster
 10/20/04 Released by SEA
 10/21/04 Signed by SEA to the practice squad
 10/23/04 Signed by SEA from practice squad to active roster
 10/26/04 Released by SEA
 10/27/04 Signed by SEA to the practice squad
 10/30/04 Signed by SEA from practice squad to active roster
 11/24/04 Released by SEA
 11/25/04 Signed by SEA to the practice squad
 1/4/05 Re-signed by SEA
 7/24/05 Waived by SEA
 7/25/05 Claimed by MIA off waivers from SEA
 9/3/05 Released by MIA
 9/5/05 Signed by MIA to the practice squad
 9/10/05 Signed by MIA from practice squad to active roster
 4/25/07 Signed by STL
 3/30/12 Signed by HOU to a 1-year contract
 3/25/13 Signed by PHI to a 1-year contract

Felix Jones

2008 Drafted by DAL in 1st round (22nd overall) ... signed 5-year contract
 11/20/08 Placed on Injured Reserve (toe)
 5/14/13 Signed by PHI to a 1-year contract

Jason Kelce

2011 Drafted by PHI in 6th round ... signed 4-year contract
 9/18/12 Placed on Injured Reserve (knee)

Dennis Kelly

2012 Drafted by PHI in 5th round ... signed 4-year contract


Mychal Kendricks

2012 Drafted by PHI in 2nd round (46th overall) ... signed 4-year contract

David King

2013 Drafted by PHI in 7th round...signed 4-year contract

Career Player Transactions



G.J. Kinne

2012 Signed by NYJ as a rookie free agent
 6/28/12 Waived by NYJ
 2012 Signed by Omaha Nighthawks (UFL)
 12/20/12 Signed by San Antonio Talons (AFL)
 2/28/13 Exempted by San Antonio Talons (AFL)
 3/5/13 Signed by PHI to a 2-year contract

Jake Knott

2013 Signed by PHI as a rookie free agent

Matt Kopa

2010 Signed by SF as a rookie free agent
 9/4/10 Released by SF
 9/6/10 Signed by SF to the practice squad
 11/9/10 Signed by MIA from SF practice squad
 9/3/11 Released by MIA
 9/4/11 Signed by NE to the practice squad
 2/7/12 Re-signed by NE
 8/31/12 Released by NE
 9/1/12 Signed by NE to the practice squad
 12/3/12 Signed by PHI from NE practice squad

Joe Kruger

2013 Drafted by PHI in 7th round...signed 4-year contract

Trevar Lindley

2010 Drafted by PHI in 4th round ... signed 4-year contract
 9/7/11 Released by PHI
 1/4/12 Signed by PHI to a 2-year deal
 9/1/12 Released by PHI
 1/2/13 Signed by PHI to a 2-year deal

Bennie Logan

2013 Drafted by PHI in 3rd round (67th overall) ... signed 4-year contract

Jeremy Maclin

2009 Drafted by PHI in 1st round (19th overall) ... signed 5-year contract

Curtis Marsh

2011 Drafted by PHI in 3rd round ... signed 4-year contract

Evan Mathis

2005 Drafted by CAR in 3rd round ... signed 4-year contract
 8/30/08 Waived by CAR
 9/9/08 Signed by MIA
 11/7/08 Waived by MIA
 11/24/09 Signed by CIN
 4/20/10 Re-signed by CIN
 7/29/11 Signed by PHI to a 1-year contract
 3/17/12 Signed by PHI to a 5-year contract

Casey Matthews

2011 Drafted by PHI in 4th round ... signed 4-year contract

Chris McCoy

2010 Drafted by MIA in 7th round
 9/4/10 Released by MIA
 9/6/10 Signed by MIA to the practice squad
 9/8/10 Released by MIA from the practice squad
 10/19/10 Signed by SEA to the practice squad
 10/26/10 Released by SEA from the practice squad
 11/3/10 Signed by MIA to the practice squad
 11/10/10 Released by MIA from the practice squad
 11/24/10 Signed by HOU to the practice squad
 2/14/11 Signed by PIT
 9/2/11 Released by PIT
 9/27/11 Signed by Calgary Stampeders of CFL
 2/6/13 Signed by PHI

LeSean McCoy

2009 Drafted by PHI in 2nd round (53rd overall) ... signed 4-year contract
 5/17/12 Agreed to terms on a 5-year contract extension thru 2017

Nate Menkin

2012 Signed by HOU as a rookie free agent
 8/31/12 Waived by HOU
 9/1/12 Claimed by PHI off waivers from HOU
 12/8/12 Placed on Injured Reserve (throat)

Nick Miller

2009 Signed by OAK as a rookie free agent
 12/30/09 Placed on Injured Reserve (shin)
 10/1/11 Released by OAK
 10/6/11 Signed by STL
 10/22/11 Released by STL
 11/25/11 Signed by STL
 3/12/12 Released by STL
 1/8/13 Signed by PHI to a 2-year contract

Ifeanyi Momah

2013 Signed by PHI to a 3-year contract

Will Murphy

2013 Signed by PHI as a rookie free agent

Jason Peters

2004 Signed by BUF as a rookie free agent
 9/1/04 Released by BUF
 9/7/04 Signed by BUF to the practice squad
 11/13/04 Signed by PHI from the practice squad to active roster
 7/14/06 Signed by BUF to a 5-year contract extension thru 2010
 4/17/09 Traded from BUF to PHI for a 1st round draft pick in 2009, a 4th round pick in 2009 and a 6th round pick in 2010 ... signed by PHI to a 6-year contract thru 2014
 8/27/12 Placed on the Reserve/Non-Football Injury list (Achilles)

Jason Phillips

2009 Drafted by BAL in 5th round ... signed 4-year contract
 8/31/09 Placed on Injured Reserve (knee)
 9/17/11 Waived by BAL
 9/19/11 Claimed by CAR off waivers by BAL
 10/30/11 Placed on Injured Reserve (calf)
 3/12/13 Signed by PHI to a 2-year contract

Kenny Phillips

2008 Drafted by NYG in 1st round (31st overall) ... signed 5-year contract
 9/24/09 Placed on Injured Reserve (knee)
 3/14/13 Signed by PHI to a 1-year contract

Chris Polk

2012 Signed by PHI as a rookie free agent

Jordan Poyer

2013 Drafted by PHI in 7th round...signed 4-year contract

Nic Purcell

2013 Signed by PHI as a rookie free agent

Isaac Remington

2013 Signed by PHI as a rookie free agent

Career Player Transactions



Dallas Reynolds

2009 Signed by PHI as a rookie free agent
 9/5/09 Released by PHI
 10/21/09 Signed by PHI to the practice squad
 12/29/09 Signed by PHI from the practice squad to the active roster
 9/4/10 Released by PHI
 9/5/10 Signed by PHI to the practice squad
 1/10/11 Re-signed by PHI
 9/2/11 Released by PHI
 9/4/11 Signed by PHI to the practice squad
 1/5/12 Re-signed by PHI

DeMeco Ryans

2006 Drafted by HOU in 2nd round (33rd overall) ... signed 4-year contract
 3/30/10 Re-signed by HOU to a 6-year contract
 10/25/10 Placed on Injured Reserve (Achilles)
 3/20/10 Traded from HOU to PHI for a 2012 4th round draft choice. The Eagles and Texans also swapped picks in the 3rd round

Greg Salas

2011 Drafted by STL in 4th round (112th overall) ... signed 4-year contract
 9/1/12 Traded from STL to NE in exchange for an undisclosed draft choice
 9/19/12 Released by NE
 9/20/12 Signed by NE to the practice squad
 11/17/12 Signed by NE from practice squad to active roster
 11/22/12 Released by NE
 11/23/12 Claimed by PHI off waivers from NE

Will Shaw

2013 Signed by PHI as a rookie free agent

Russell Shepard

2013 Signed by PHI as a rookie free agent

David Sims

2011 Signed by NYG as a rookie free agent
 9/3/11 Released by NYG
 11/1/11 Signed by TB
 11/4/11 Released by TB
 11/29/11 Signed by CLE to the practice squad
 1/3/12 Signed by CLE
 8/31/12 Traded from CLE to PHI for a 2013 conditional draft choice

Isaac Sopoaga

2004 Drafted by SF in 4th round ... signed 4-year contract
 2/27/08 Signed by SF to a 5-year contract extension
 3/12/13 Signed by PHI to a 3-year contract

Damion Square

2013 Signed by PHI as a rookie free agent

Matt Tennant

2010 Drafted by NO in 5th round ... signed 4-year contract
 8/31/12 Waived by NO
 9/29/12 Signed by NE
 10/20/12 Released by NE
 10/23/12 Signed by PHI

Cedric Thornton

2011 Signed by PHI as a rookie free agent
 9/4/11 Released by PHI
 9/5/11 Signed by PHI to the practice squad
 12/12/11 Signed by PHI from the practice squad to active roster

Matt Tobin

2013 Signed by PHI as a rookie free agent

Matthew Tucker

2013 Signed by PHI as a rookie free agent

Julian Vandervelde

2011 Drafted by PHI in 5th round ... signed 4-year contract
 8/31/12 Waived by PHI
 9/1/12 Claimed by TB off waivers from PHI
 9/3/12 Released by TB
 9/5/12 Signed by TB to the practice squad
 9/24/12 Released by TB from the practice squad
 10/2/12 Signed by PHI to the practice squad
 11/7/12 Signed by PHI from practice squad to active roster
 11/12/12 Released by PHI
 11/19/12 Signed by PHI to the practice squad
 12/31/12 Re-signed by PHI

Michael Vick

2001 Drafted by ATL in 1st round (1st overall)
 12/24/04 Signed by ATL to a 10-year contract extension
 8/24/07 Suspended by NFL indefinitely
 6/12/09 Released by ATL
 8/14/09 Signed by PHI to a 1-year contract (plus 1 option year)
 2/15/11 Designated by PHI as franchise player
 3/2/11 Signed by PHI to a 1-year contract as franchise player
 8/29/11 Signed by PHI to a 6-year contract
 2/11/13 Agreed to terms on a restructured contract with PHI

Daryell Walker

2013 Signed by PHI as a rookie free agent

Ed Wang

2010 Drafted by BUF in 5th round ... signed 4-year contract
 9/4/11 Placed on Injured Reserve (thumb)
 11/8/11 Waived from Injured Reserve by BUF
 5/2/12 Signed by OAK
 9/5/12 Waived/Injured by OAK
 2/15/13 Signed by PHI to a 2-year contract

Danny Watkins

2011 Drafted by PHI in 1st round (23rd overall) ... signed 4-year contract

Eddie Whitley

2012 Signed by DAL as a rookie free agent
 8/31/12 Released by DAL
 11/30/12 Signed by SF to the practice squad
 12/4/12 Released by SF from the practice squad
 12/5/12 Signed by PHI to the practice squad
 12/31/12 Re-signed by PHI

Cary Williams

2008 Drafted by TEN in 7th round ... signed 4-year contract
 8/30/08 Released by TEN
 8/31/08 Signed by TEN to the practice squad
 12/9/08 Signed by TEN from the practice squad to active roster
 9/23/09 Released by TEN
 9/29/09 Signed by TEN to the practice squad
 10/3/09 Signed by TEN from the practice squad to active roster
 11/3/09 Released by TEN
 11/5/09 Signed by TEN to the practice squad
 11/24/09 Signed by BAL from TEN practice squad
 3/14/13 Signed by PHI to a 3-year contract


Brad Wing

2013 Signed by PHI as a rookie free agent

Earl Wolff



2013 Drafted by PHI in the 5th round...signed 4-year contract

2012 Participation Chart



Game	1	2	3	4	5	6	7	8	9	10	11	12	13	14	15	16				
Date	S9	S16	S23	S30	O7	O14	O28	N5	N11	N18	N26	D2	D9	D13	D23	D30				
Opponent	@Cle	BAL	@Arz	NYG	@Pit	DET	ATL	@NO	DAL	@Was	CAR	@Dal	@TB	CIN	WAS	@NYG	GP	GS	IA	DNP
Allen, Nate	SS	SS	SS	SS	SS	SS	SS	IA	SS	SS	SS	SS	SS	SS	P	P	15	13	1	0
Anderson, Colt	IA	P	P	IA	P	P	P	P	P	P	P	P	FS	FS	SS	SS	14	4	2	0
Asomugha, Nnamdi	RCB	RCB	RCB	RCB	RCB	RCB	RCB	RCB	RCB	RCB	RCB	RCB	RCB	RCB	RCB	RCB	16	16	0	0
Avant, Jason	P	P	WR	P	P	P	WR	P	WR	IA	IA	P	WR	WR	P	WR	14	6	2	0
Babin, Jason	LDE	LDE	LDE	LDE	LDE	LDE	LDE	LDE	LDE	LDE	LDE	X	X	X	X	X	11	11	0	0
Beeler, Chase	PS	X	X	X	X	X	X	X	X	X	X	X	X	X	X	X	0	0	0	0
Bell, Demetress	IA	P	LT	LT	LT	LT	P	P	LT	DNP	P	DNP	DNP	DNP	DNP	DNP	9	5	1	6
Boykin, Brandon	CB	CB	P	P	P	CB	P	P	P	P	P	P	CB	P	P	P	16	4	0	0
Brown, Bryce	P	P	P	P	P	P	P	P	P	P	RB	RB	RB	RB	P	P	16	4	0	0
Cameron, Ronnie	X	X	X	X	X	X	X	X	X	X	X	X	X	PS	PS	PS	0	0	0	0
Carrier, Derek	X	PS	PS	PS	PS	PS	PS	PS	PS	PS	PS	PS	PS	PS	PS	PS	0	0	0	0
Celek, Brent	TE	TE	TE	TE	TE	TE	TE	TE	TE	TE	TE	TE	TE	IA	TE	P	15	14	1	0
Chaney, Jamar	P	P	P	WILL	WILL	IA	IA	P	P	P	P	P	P	SAM	SAM	SAM	14	5	2	0
Cole, Trent	RDE	RDE	RDE	RDE	RDE	RDE	RDE	RDE	RDE	RDE	RDE	RDE	RDE	RDE	RDE	RDE	16	16	0	0
Coleman, Kurt	FS	FS	FS	FS	FS	FS	FS	FS	FS	FS	FS	FS	IA	IA	FS	FS	14	14	2	0
Cooper, Riley	IA	IA	IA	IA	IA	P	P	P	P	P	P	WR	WR	WR	WR	WR	11	5	5	0
Cox, Fletcher	P	P	P	P	P	P	RDT	RDT	RDT	RDT	RDT	RDT	RDT	RDT	RDT	IA	15	9	1	0
Cunningham, B.J.	PS	PS	PS	PS	PS	PS	PS	PS	PS	PS	PS	PS	PS	PS	PS	PS	0	0	0	0
Curry, Vinny	IA	IA	IA	IA	IA	IA	IA	IA	IA	IA	P	P	P	P	P	P	6	0	10	0
Dixon, Antonio	X	X	X	X	X	X	X	X	X	X	X	X	X	X	X	P	1	0	0	0
Dorenbos, Jon	P	P	P	P	P	P	P	P	P	P	P	P	P	P	P	P	16	0	0	0
Dowtin, Marcus	X	X	X	X	X	X	X	X	X	X	X	X	X	X	X	PS	0	0	0	0
Dunlap, King	LT	LT	IA	IA	P	P	LT	LT	RT	LT	LT	LT	LT	LT	LT	LT	14	12	2	0
Ebert, Jeremy	X	PS	PS	X	X	X	X	X	X	X	X	X	X	X	X	X	0	0	0	0
Edwards, Trent	DNP	IA	IA	DNP	IA	IA	IA	IA	IA	DNP	DNP	DNP	DNP	DNP	DNP	P	1	0	7	8
Foles, Nick	DNP	DNP	DNP	DNP	DNP	DNP	DNP	DNP	P	QB	QB	QB	QB	QB	QB	IR	7	6	0	8
Ford, Chase	PS	X	X	X	X	X	X	X	X	X	X	X	X	X	X	X	0	0	0	0
Gilyard, Mardy	X	P	P	P	P	P	P	IA	IA	IA	X	X	X	X	X	X	6	0	3	0
Graham, Brandon	P	P	P	P	P	P	P	P	P	P	DE	LDE	LDE	LDE	LDE	LDE	16	6	0	0
Harbor, Clay	P	TE	TE	TE	TE	TE	P	TE	P	TE	P	TE	P	TE	IR	IR	14	9	0	0
Havili, Stanley	FB	P	P	P	P	P	P	P	P	P	FB	P	P	P	IA	P	15	2	1	0
Henery, Alex	P	P	P	P	P	P	P	P	P	P	P	P	P	P	P	P	16	0	0	0
Henry, Chas	P	P	P	X	X	X	X	X	X	X	X	X	X	X	X	X	3	0	0	0
Herremans, Todd	RT	RT	RT	RT	RT	RT	RT	RT	IR	IR	IR	IR	IR	IR	IR	IR	8	8	0	0
Hughes, Brandon	P	P	P	P	P	P	P	P	P	P	P	P	P	P	P	P	16	0	0	0
Hunt, Phillip	P	P	P	P	P	P	P	P	IA	IA	IA	P	P	P	P	P	13	0	3	0
Igwenagu, Emil	PS	PS	PS	PS	PS	PS	PS	PS	PS	PS	PS	PS	PS	P	FB	P	3	1	0	0
Jackson, DeSean	WR	WR	WR	WR	WR	WR	WR	WR	WR	WR	WR	IR	IR	IR	IR	IR	11	11	0	0
Jarrett, Jaiquawn	P	X	X	X	X	X	X	X	X	X	X	X	X	X	X	X	1	0	0	0
Jenkins, Cullen	LDT	LDT	LDT	LDT	LDT	LDT	LDT	LDT	LDT	LDT	LDT	LDT	LDT	LDT	LDT	LDT	16	16	0	0
Johnson, Damaris	P	P	P	P	P	IA	IA	P	P	P	P	P	P	P	P	WR	14	1	2	0
Johnson, Ron	IR	IR	IR	IR	IR	IR	IR	IR	IR	IR	IR	IR	IR	IR	IR	IR	0	0	0	0
Jordan, Akeem	P	P	WILL	IA	IA	P	WILL	WILL	WILL	WILL	P	WILL	P	P	P	WILL	14	7	2	0
Kelce, Jason	C	C	IR	IR	IR	IR	IR	IR	IR	IR	IR	IR	IR	IR	IR	IR	2	2	0	0
Kelly, Dennis	DNP	IA	P	P	DNP	P	RG	RG	RG	RT	RT	RT	RT	RT	RT	RT	13	10	1	2
Kendricks, Mychal	SAM	SAM	SAM	SAM	SAM	SAM	P	SAM	SAM	SAM	SAM	SAM	WILL	WILL	WILL	IA	15	14	1	0
Kopa, Matt	X	X	X	X	X	X	X	X	X	X	X	X	IA	IA	IA	IA	0	0	4	0
Landri, Derek	RDT	RDT	RDT	RDT	RDT	RDT	P	P	P	P	P	P	P	P	P	RDT	16	7	0	0
Lewis, Dion	IA	IA	IA	IA	P	IA	IA	DNP	P	P	P	P	P	P	P	P	9	0	6	1
Maclin, Jeremy	WR	WR	IA	WR	WR	WR	WR	WR	WR	WR	WR	WR	WR	WR	WR	WR	15	15	1	0
Marsh, Curtis	P	IA	P	P	P	P	P	P	P	P	P	P	P	P	P	P	15	0	1	0

2012 Participation Chart



Game	1	2	3	4	5	6	7	8	9	10	11	12	13	14	15	16					
Date	S9	S16	S23	S30	O7	O14	O28	N5	N11	N18	N26	D2	D9	D13	D23	D30					
Opponent	@Cle	BAL	@Arz	NYG	@Pit	DET	ATL	@NO	DAL	@Was	CAR	@Dal	@TB	CIN	WAS	@NYG	GP	GS	IA	DNP	
Mathis, Evan	LG	LG	LG	LG	LG	LG	LG	LG	LG	LG	LG	LG	LG	LG	LG	LG	16	16	0	0	
Matthews, Casey	P	P	P	P	P	P	SAM	P	P	P	P	P	P	P	P	P	16	1	0	0	
McBriar, Mat	X	X	X	P	P	P	P	P	P	P	P	P	P	P	P	P	13	0	0	0	
McCoy, LeSean	RB	RB	RB	RB	RB	RB	RB	RB	RB	RB	IA	IA	IA	IA	RB	RB	12	12	4	0	
McNutt, Marvin	PS	PS	PS	PS	PS	PS	PS	PS	PS	PS	PS	IA	P	P	P	P	4	0	1	0	
Menkin, Nate	IA	IA	IA	IA	IA	IA	IA	IA	IA	IA	IA	IA	IR	IR	IR	IR	0	0	12	0	
Moore, Evan	X	X	X	X	X	X	X	X	X	X	X	X	X	X	X	P	IA	1	0	1	0
Moten, Adrian	X	X	X	X	P	X	X	X	X	X	X	X	X	X	X	X	1	0	0	0	
Nelson, Kyle	X	X	X	PS	X	X	X	X	X	X	X	X	X	X	X	X	0	0	0	0	
Patterson, Mike	NFI	NFI	NFI	NFI	NFI	NFI	NFI	NFI	P	P	P	P	IA	NFI	NFI	NFI	5	0	1	0	
Peters, Jason	NFI	NFI	NFI	NFI	NFI	NFI	NFI	NFI	NFI	NFI	NFI	IR	IR	IR	IR	IR	0	0	0	0	
Polk, Chris	P	P	P	P	IA	P	P	P	IA	IA	IA	IA	IA	IA	IA	IA	7	0	9	0	
Rau, Ryan	PS	PS	PS	PS	PS	PS	PS	PS	PS	PS	PS	PS	P	P	P	P	4	0	0	0	
Reynolds, Dallas	P	P	C	C	C	C	C	C	C	C	C	C	C	C	C	C	16	14	0	0	
Reynolds, Matt	PS	PS	PS	PS	PS	PS	PS	PS	PS	PS	PS	PS	PS	PS	PS	PS	0	0	0	0	
Rodgers-Cromartie, D.	LCB	LCB	LCB	LCB	LCB	LCB	LCB	LCB	LCB	LCB	LCB	LCB	LCB	LCB	LCB	LCB	16	16	0	0	
Rolle, Brian	P	P	P	P	X	X	X	X	X	X	X	X	X	X	X	X	4	0	0	0	
Ryans, DeMeco	MLB	MLB	MLB	MLB	MLB	MLB	MLB	MLB	MLB	MLB	MLB	MLB	MLB	MLB	MLB	MLB	16	16	0	0	
Salas, Greg	X	X	X	X	X	X	X	X	X	X	IA	IA	IA	IA	IA	IA	0	0	6	0	
Scott, Jake	X	X	X	X	X	X	X	X	X	RG	RG	RG	RG	RG	RG	RG	7	7	0	0	
Sims, David	IA	P	P	P	P	P	P	SS	P	P	P	P	P	P	P	P	15	1	1	0	
Stupar, Nate	X	X	X	X	X	X	X	X	X	X	PS	PS	PS	PS	PS	PS	0	0	0	0	
Tapp, Darryl	P	P	P	P	P	P	P	IA	P	P	P	P	P	P	IA	DNP	13	0	2	1	
Tennant, Matt	X	X	X	X	X	X	DNP	DNP	P	P	P	P	P	P	P	P	8	0	0	2	
Thomas, Phillip	X	X	X	X	X	X	X	X	PS	PS	X	X	X	X	X	X	0	0	0	0	
Thornton, Cedric	P	P	P	P	P	P	P	P	P	P	P	P	P	P	P	P	16	0	0	0	
Trotter, Frank	PS	PS	PS	PS	PS	PS	PS	PS	PS	PS	X	X	X	X	X	X	0	0	0	0	
Vallos, Steve	X	X	P	P	IA	IA	X	X	X	X	X	X	X	X	X	X	2	0	2	0	
Vandervelde, Julian	X	X	X	X	PS	PS	PS	PS	DNP	X	PS	PS	PS	PS	PS	PS	0	0	0	1	
Vick, Michael	QB	QB	QB	QB	QB	QB	QB	QB	QB	IA	IA	IA	IA	IA	IA	QB	10	10	6	0	
Watkins, Danny	RG	RG	RG	RG	RG	RG	IA	IA	IA	P	P	P	P	P	IA	IA	11	6	5	0	
Williams, Jason	X	X	X	X	X	P	P	X	X	X	X	X	X	X	X	X	2	0	0	0	

KEY: POSITION - start, P - played (did not start), IA - inactive, IR - injured reserve, DNP - dressed but did not play, DND - did not dress, PS - practice squad member, NFI - reserve/non-football injury, SUSP - suspended, X - not with team, EX - roster exemption

2012 Game-By-Game Starters



OFFENSE

OPP	WR	LT	LG	C	RG	REGULAR SEASON		WR	FB	RB	QB	Other
						RT	TE					
at Cle	Maclin	Dunlap	Mathis	Kelce	Watkins	Herremans	Celek	D.Jackson	Havili	McCoy	Vick	
BAL	Maclin	Dunlap	Mathis	Kelce	Watkins	Herremans	Celek	D.Jackson	---	McCoy	Vick	Harbor (TE)
at Arz	Avant	Bell	Mathis	Reynolds	Watkins	Herremans	Celek	D.Jackson	---	McCoy	Vick	Avant (WR)
NYG	Maclin	Bell	Mathis	Reynolds	Watkins	Herremans	Celek	D.Jackson	---	McCoy	Vick	Harbor (TE)
at Pit	Maclin	Bell	Mathis	Reynolds	Watkins	Herremans	Celek	D.Jackson	---	McCoy	Vick	Harbor (TE)
DET	Maclin	Bell	Mathis	Reynolds	Watkins	Herremans	Celek	D.Jackson	---	McCoy	Vick	Harbor (TE)
ATL	Maclin	Dunlap	Mathis	Reynolds	Kelly	Herremans	Celek	D.Jackson	---	McCoy	Vick	Avant (WR)
at NO	Maclin	Dunlap	Mathis	Reynolds	Kelly	Herremans	Celek	D.Jackson	---	McCoy	Vick	Harbor (TE)
DAL	Maclin	Bell	Mathis	Reynolds	Kelly	Dunlap	Celek	D.Jackson	---	McCoy	Vick	Avant (WR)
at Was	Maclin	Dunlap	Mathis	Reynolds	Scott	Kelly	Celek	D.Jackson	---	McCoy	Foles	Harbor (TE)
CAR	Maclin	Dunlap	Mathis	Reynolds	Scott	Kelly	Celek	D.Jackson	Havili	Brown	Foles	
at Dal	Maclin	Dunlap	Mathis	Reynolds	Scott	Kelly	Celek	Cooper	---	Brown	Foles	Harbor (TE)
at TB	Maclin	Dunlap	Mathis	Reynolds	Scott	Kelly	Celek	Cooper	---	Brown	Foles	Avant (WR)
CIN	Maclin	Dunlap	Mathis	Reynolds	Scott	Kelly	Harbor	Cooper	---	Brown	Foles	Avant (WR)
WAS	Maclin	Dunlap	Mathis	Reynolds	Scott	Kelly	Celek	Cooper	Igwenagu	McCoy	Foles	
at NYG	Maclin	Dunlap	Mathis	Reynolds	Scott	Kelly	Celek	Cooper	---	Avant (WR)	Vick	Johnson (WR)

DEFENSE

OPP	LDE	LDT	RDT	RDE	WILL	MLB	SAM	LCB	RCB	SS	FS	Other
at Cle	Babin	Jenkins	Landri	Cole	---	Ryans	Kendricks	DRC*	Asomugha	Allen	Coleman	Boykin (CB)
BAL	Babin	Jenkins	Landri	Cole	---	Ryans	Kendricks	DRC*	Asomugha	Allen	Coleman	Boykin (CB)
at Arz	Babin	Jenkins	Landri	Cole	Jordan	Ryans	Kendricks	DRC*	Asomugha	Allen	Coleman	
NYG	Babin	Jenkins	Landri	Cole	Chaney	Ryans	Kendricks	DRC*	Asomugha	Allen	Coleman	
at Pit	Babin	Jenkins	Landri	Cole	Chaney	Ryans	Kendricks	DRC*	Asomugha	Allen	Coleman	
DET	Babin	Jenkins	Landri	Cole	---	Ryans	Kendricks	DRC*	Asomugha	Allen	Coleman	Boykin (CB)
ATL	Babin	Jenkins	Cox	Cole	Jordan	Ryans	Matthews	DRC*	Asomugha	Allen	Coleman	
at NO	Babin	Jenkins	Cox	Cole	Jordan	Ryans	Kendricks	DRC*	Asomugha	Sims	Coleman	
DAL	Babin	Jenkins	Cox	Cole	Jordan	Ryans	Kendricks	DRC*	Asomugha	Allen	Coleman	
at Was	Babin	Jenkins	Cox	Cole	Jordan	Ryans	Kendricks	DRC*	Asomugha	Allen	Coleman	
CAR	Babin	Jenkins	Cox	Cole	---	Ryans	Kendricks	DRC*	Asomugha	Allen	Coleman	Graham (DE)
at Dal	Graham	Jenkins	Cox	Cole	Jordan	Ryans	Kendricks	DRC*	Asomugha	Allen	Coleman	
at TB	Graham	Jenkins	Cox	Cole	Kendricks	Ryans	---	DRC*	Asomugha	Allen	Anderson	Boykin (CB)
CIN	Graham	Jenkins	Cox	Cole	Kendricks	Ryans	Chaney	DRC*	Asomugha	Allen	Anderson	
WAS	Graham	Jenkins	Cox	Cole	Kendricks	Ryans	Chaney	DRC*	Asomugha	Anderson	Coleman	
at NYG	Graham	Jenkins	Landri	Cole	Jordan	Ryans	Chaney	DRC*	Asomugha	Anderson	Coleman	

*Dominique Rodgers-Cromartie

2012 Regular Season Statistics



Record: 4-12, 4th in NFC East
Head Coach: Andy Reid

9/9	W	17-16	at Cleveland	68,693
9/16	W	24-23	Baltimore	69,144
9/23	L	6-27	at Arizona	60,436
9/30	W	19-17	New York Giants	69,144
10/7	L	14-16	at Pittsburgh	64,737
10/14	L	23-26	Detroit (OT)	69,144
10/28	L	17-30	Atlanta	69,144
11/5	L	13-28	at New Orleans	73,099
11/11	L	23-38	Dallas	69,144
11/18	L	6-31	at Washington	79,327
11/26	L	22-30	Carolina	69,144
12/2	L	33-38	at Dallas	81,851
12/9	W	23-21	at Tampa Bay	69,941
12/13	L	13-34	Cincinnati	69,144
12/23	L	20-27	Washington	69,144
12/30	L	7-42	at New York Giants	80,657

TEAM STATS	EAGLES	OPP
Total First Downs	332	317
Rushing	111	108
Passing	190	178
Penalty	31	31
3rd Down: Made/Att	83/222	83/203
3rd Down Pct.	37.4%	40.9%
4th Down: Made/Att	14/24	2/10
4th Down Pct.	58.3%	20.0%
Possession Avg.	29:36	30:24
Total Net Yards	5665	5491
Avg. Per Game	354.1	343.2
Total Plays	1079	994
Avg. Per Play	5.3	5.5
Net Yards Rushing	1874	2021
Avg. Per Game	117.1	126.3
Total Rushes	413	479
Net Yards Passing	3791	3470
Avg. Per Game	236.9	216.9
Sacked/Yards Lost	48/284	30/198
Gross Yards	4075	3668
Attempts/Completions	618/367	485/292
Completion Pct.	59.4%	60.2%
Had Intercepted	15	8
Punts/Average	72/46.3	78/43.7
Net Punting Avg.	36.4	37.2
Penalties/Yards	98/813	118/996
Fumbles/Ball Lost	37/22	21/5
Touchdowns	29	52
Rushing	10	11
Passing	18	33
Returns	1	8

Passing	Att	Cmp	Yds	Cmp%	Yds/Att	TD	TD%	Int	Int%	Lg	Sk/Lost	Rat
M.Vick	351	204	2362	58.1%	6.7	12	3.4%	10	2.8%	77t	28/153	78.1
N.Foles	265	161	1699	60.8%	6.4	6	2.3%	5	1.9%	46	20/131	79.1
T.Edwards	2	2	14	100.0%	7.0	0	0.0%	0	0.0%	8	0/0	95.8
Team	618	367	4075	59.4%	6.6	18	2.9%	15	2.4%	77t	48/284	78.6
Opponents	485	292	3668	60.2%	7.6	33	6.8%	8	1.6%	63t	30/198	99.6

Rushing	No.	Yds	Avg	Lg	TD
L.McCoy	200	840	4.2	34	2
B.Brown	115	564	4.9	65t	4
M.Vick	62	332	5.4	20	1
D.Lewis	13	69	5.3	17t	1
N.Foles	11	42	3.8	14	1
S.Havili	6	22	3.7	8	1
D.Johnson	3	12	4.0	7	0
D.Jackson	3	-7	-2.3	5	0
Team	413	1874	4.5	65t	10
Opponents	479	2021	4.2	43	11

Receiving	No.	Yds	Avg	Lg	TD
J.Maclin	69	857	12.4	70t	7
B.Celek	57	684	12.0	34	1
L.McCoy	54	373	6.9	36	3
J.Avant	53	648	12.2	39	0
D.Jackson	45	700	15.6	77t	2
C.Harbor	25	186	7.4	19	2
R.Cooper	23	248	10.8	23	3
D.Johnson	19	256	13.5	32	0
B.Brown	13	56	4.3	11	0
S.Havili	7	43	6.1	9	0
D.Lewis	2	24	12.0	28	0
Team	367	4075	11.1	77t	18
Opponents	292	3668	12.6	63t	33

Punt Returns	Ret	FC	Yds	Avg	Lg	TD
D.Johnson	26	23	291	11.2	98t	1
M.Gilyard	2	3	15	7.5	11	0
B.Boykin	1	0	7	7.0	7	0
D.Jackson	1	0	-3	-3.0	-3	0
Team	30	26	310	10.3	98t	1
Opponents	40	15	542	13.6	78t	1

Kickoff Returns	No.	Yds	Avg	Lg	TD
B.Boykin	45	1037	23.0	44	0
B.Brown	8	156	19.5	25	0
S.Havili	2	18	9.0	18	0
D.Lewis	1	33	33.0	33	0
R.Cooper	1	14	14.0	14	0
A.Jordan	1	1	1.0	1	0
C.Thornton	1	0	0.0	0	0
C.Polk	1	0	0.0	0	0
Team	60	1259	21.0	44	0
Opponents	41	1012	24.7	53	0

Punting	No	Yds	Avg	Net	TB	In	Lg	B
M.McBriar	55	2560	46.5	36.5	7	13	66	1
C.Henry	16	776	48.5	38.3	0	2	62	0
Team	71	3336	46.3	36.9	7	15	66	1
Opps	77	3410	43.7	37.7	8	22	66	1

Score By Periods	Q1	Q2	Q3	Q4	OT	Pts
Team	31	92	78	79	0	280
Opponents	106	111	83	141	3	444

Scoring	TD	Ru	Pa	Rt	PAT	FG	2Pt	Pts
A.Henery	0	0	0	0	25/26	27/31	0	106
J.Maclin	7	0	7	0	0/0	0/0	0	42
L.McCoy	5	2	3	0	0/0	0/0	0	30
B.Brown	4	4	0	0	0/0	0/0	0	24
R.Cooper	3	0	3	0	0/0	0/0	0	18
D.Jackson	2	0	2	0	0/0	0/0	0	12
C.Harbor	2	0	2	0	0/0	0/0	0	12
M.Vick	1	1	0	0	0/0	0/0	0	6
B.Celek	1	0	1	0	0/0	0/0	0	6
D.Lewis	1	1	0	0	0/0	0/0	0	6
S.Havili	1	1	0	0	0/0	0/0	0	6
D.Johnson	1	0	0	1	0/0	0/0	0	6
N.Foles	1	1	0	0	0/0	0/0	0	6
Team	29	10	18	1	25/26	27/31	0	280
Opponents	52	11	33	8	51/52	27/29	0	444

2-Pt. Conversions: Team 0/3, Opponents: 0/0

Field Goals	1-19	20-29	30-39	40-49	50+
A.Henery	0/0	8/9	8/9	11/12	0/1
Opponents	1/1	8/8	7/7	9/9	2/4

Henery: [42G, 45N] [23G] [36G, 40G] [20G, 48G, 35G, 26G] [None] [26G, 32G, 49G] [33G] [22G, 37G] [40G] [41G, 42G] [36G, 41G, 45G] [43G, 43G] [28G, 58N, 31N] [22G, 20G] [38G, 30G] [28N]
Opps: [43G, 42G, 22G] [56G, 51G, 48G] [47G, 27G] [25G, 54N] [20G, 34G, 34G] [46G, 34G, 19G, 45G] [43G, 29G, 30G] [52N] [30G] [25G] [23G] [39G] [None] [24G, 32G] [45G, 42G] [None]

INTs	No.	Yds	Avg	Lg	TD
D.Rodgers-Cromartie	3	14	4.7	14	0
K.Coleman	2	13	6.5	7	0
C.Anderson	1	4	4.0	4	0
N.Asomugha	1	0	0.0	0	0
D.Ryans	1	0	0.0	0	0
Team	8	31	3.9	14	0
Opponents	15	391	26.1	99t	3

Sacks: B.Graham 5.5, F.Cox 5.5, J.Babin 5.5, C.Jenkins 4.0, T.Cole 3.0, M.Patterson 1.0, D.Ryans 1.0, B.Boykin 1.0, P.Hunt 1.0, C.Thornton 1.0, M.Kendricks 1.0, D.Tapp 0.5
Team: 30.0, Opponents: 48.0

Fumbles Lost: M.Vick 5, L.McCoy 3, B.Brown 3, N.Foles 3, D.Johnson 2, C.Harbor 1, C.Thornton 1, B.Boykin 1, B.Celek 1, D.Reynolds 1, J.Maclin 1
Total: 22

Opponent Fumble Recoveries: C.Jenkins 1, T.Cole 1, D.Tapp 1, B.Hughes 1, B.Graham 1 **Total: 5**

2012 Regular Season Defensive Statistics



DEFENSIVE STATISTICS

PLAYER	TACKLES			For Loss	Quarterback				FF	FR
	Total	Solo	Asst		Sacks	Hur	INT	KD		
Ryans, LB	148	115	33	16	1	3	1	3	1	0
Coleman, S	105	73	32	1	0	0	2	2	1	0
Kendricks, LB	88	70	18	8	1	1	0	11	0	0
Allen, S	81	60	21	2	0	0	0	6	0	0
Cox, DT	65	46	19	7	5.5	24	0	2	0	0
Cole, DE	60	32	28	6	3	38	0	0	1	1
Asomugha, CB	59	49	10	0	0	0	1	12	0	0
Jenkins, DT	51	28	23	5	4	23	0	0	1	1
Graham, DE	50	34	16	7	5.5	27	0	1	2	1
Rodgers-Cromartie, CB	48	37	11	0	0	0	3	17	0	0
Thornton, DT	47	25	22	2	1	6	0	0	0	0
Jordan, LB	44	31	13	5	0	1	0	0	0	0
Landri, DT	39	25	14	7	0	12	0	1	0	0
Anderson, S	37	27	10	1	0	0	1	2	0	0
Tapp, DE	34	15	19	1	0.5	8	0	0	0	1
Babin, DE	32	24	8	1	5.5	30	0	1	2	0
Boykin, CB	25	24	1	0	1	0	0	5	1	0
Chaney, LB	21	14	7	0	0	0	0	1	0	0
Hunt, DE	12	8	4	1	1	3	0	0	0	0
Curry, DE	9	7	2	1	0	0	0	0	0	0
Patterson, DT	9	3	6	0	1	3	0	0	0	0
Sims, S	8	8	0	1	0	0	0	1	0	0
Hughes, CB	6	6	0	0	0	0	0	2	0	0
Matthews, LB	6	3	3	1	0	0	0	0	0	0
Marsh, CB	6	2	4	0	0	0	0	1	0	0
Dixon, DT	4	3	1	3	0	0	0	0	0	0
Rolle, LB	2	2	0	0	0	0	0	0	0	0
TOTALS	1096	771	325	76	30	179	8	68	9	4

SACKS (30)

Babin5.5	Hunt1
Cox5.5	Kendricks1
Graham5.5	Patterson1
Jenkins4	Ryans1
Cole3	Thornton1
Boykin1	Tapp0.5

INTS (8)

Rodgers-Cromartie .3	Asomugha1
Coleman2	Ryans1
Anderson1	

SINGLE-GAME BESTS

Tackles: 14 by Ryans vs. Det and vs. Atl
Tackles for Loss: 3 by Ryans at Cle and Graham at Arz
Sacks: 2.5 by Graham vs. Cin
Passes Defensed: 5 by Rodgers-Cromartie at Cle
Interceptions: 2 by Coleman and Rodgers-Cromartie at Cle
Forced Fumbles: 1 by seven players
Fumble Recoveries: 1 by four players
Special Teams Tackles: 4 by Jordan at Cle and Matthews vs. Cin

BLOCKED PUNT (1)

Casey Matthews blocked a Matt Boshier punt vs. Atl

SPECIAL TEAMS

PLAYER	Tkls	Blk	1st	FF	FR	PTS
Anderson	6	44	34	0	0	166
Henery	4	0	0	0	0	154
Jordan	15	52	17	0	0	125
Matthews	14	43	8	0	0	117
Hughes	6	44	37	0	1	115
Sims	6	30	29	0	0	102
Dorenbos	4	11	1	0	0	89
Havili	11	26	11	0	0	87
Chaney	10	52	8	0	0	86
Marsh	10	27	11	0	0	69
McBriar	0	0	0	0	0	67
Thornton	0	22	0	0	0	53
Allen	3	6	10	0	0	51
Dunlap	0	31	0	0	0	50
Mathis	0	37	0	0	0	50
Hunt	4	12	7	0	0	42
Coleman	4	1	11	0	0	40
Cooper	1	17	4	0	0	37
Tapp	0	23	0	0	0	37
Landri	0	5	0	0	0	36
Gilyard	5	3	10	0	0	35
Reynolds	0	30	0	0	0	32
Avant	2	3	0	0	0	30
Watkins	0	26	0	0	0	30
Kelly	0	25	0	0	0	25
Cox	0	18	0	0	0	25
Lewis	1	16	2	0	0	24
Herremans	0	19	0	0	0	24
Boykin	8	3	5	0	0	22
Harbor	3	6	4	0	0	19
Rau	2	11	3	0	0	19
Williams	0	12	3	0	0	18
Babin	0	2	0	0	0	18
Celek	0	12	0	0	0	16
Henry	0	0	0	0	0	15
McNutt	0	7	3	0	0	13
Cole	0	2	0	0	0	12
Vallos	0	10	0	0	0	11
Rolle	1	4	5	0	0	8
Johnson	0	2	0	0	0	8
Bell	0	7	0	0	0	8
Curry	0	1	0	0	0	7
Tennant	0	10	0	0	0	6
Polk	1]	0	1	0	5
Igwenagu	2	5	0	0	0	3
Jarrett	1	1	0	0	0	3
Kelce	0	3	0	0	0	3
Jenkins	0	1	0	0	0	3
Moten	0	4	0	0	0	2
Scott	0	2	0	0	0	2
Kendricks	0	0	0	0	0	1
TOTALS	124	728	223	1	1	2020

Special Teams Key: tkls (total tackles), blk (blocks), 1st (first man downfield in coverage), ff (forced fumbles), fr (fumbles recovered), pts (production points as graded by coaching staff)

GAME-BY-GAME TEAM STATS

	First Downs			3rd Down			4th Dn.			Time			Total Net Yds			Rushing			Passing			Punting			Penalty			Fumble			Red Zone			TDs							
	Total	Rush	Pass	Pen	Conv	Att	Pct	Conv	Att	Pct	4th Dn.	Att	Poss	Plays	Yards	Avg	Att	Yards	Avg	Yards	Net	Sacks	Gross	Att	Comp	Pct	INT	No	Avg	Net	Yards	No	Lost	No	TD	FG	Rush	Pass	Ret		
9/9 at Cle	25	10	14	1	8	19	.421	1	1	35:58	30	150	5.0	88	456	5.2	30	150	5.0	306	2	11	317	56	29	.518	4	6	55.0	42.0	12	110	3	1	2	2	0	0	2	0	
9/16 BAL	26	7	17	2	7	15	.467	1	1	34:21	41	129	3.1	75	486	6.5	41	129	3.1	357	2	14	371	32	23	.719	2	5	39.2	32.4	7	58	2	2	5	2	1	2	1	0	
9/23 at Ariz	16	4	12	0	5	14	.357	0	1	25:27	21	113	5.4	63	307	4.9	21	113	5.4	194	5	23	217	37	17	.459	0	5	50.0	38.8	5	65	3	3	2	0	1	0	0	0	
9/30 NYG	22	10	11	1	4	12	.333	0	0	33:21	36	191	5.3	68	422	6.2	36	191	5.3	231	2	10	241	30	19	.633	0	4	45.5	38.3	5	49	1	0	4	1	3	0	1	0	
10/7 at Pit	19	7	9	3	4	10	.400	2	2	26:29	23	78	3.4	56	246	4.4	23	78	3.4	168	3	7	175	30	20	.667	0	4	44.0	37.3	5	35	4	2	3	2	0	0	2	0	
10/14 DET	24	5	15	4	8	17	.471	0	0	33:19	29	71	2.4	78	357	4.6	29	71	2.4	286	3	25	311	46	28	.609	2	5	56.6	38.2	9	60	2	1	3	1	2	0	2	0	
10/28 ATL	20	9	10	1	6	13	.462	1	3	27:05	24	92	3.8	62	270	4.4	24	92	3.8	178	3	13	191	35	21	.600	0	3	48.0	44.3	6	57	2	0	3	2	1	1	1	0	
11/5 at NO	24	10	13	1	6	16	.375	1	2	33:30	29	221	7.6	77	447	5.8	29	221	7.6	226	7	46	272	41	22	.537	1	4	44.5	38.3	7	58	2	1	5	0	2	0	1	0	
11/11 DAL	23	3	14	6	1	10	.100	1	1	32:02	66	369	5.6	66	369	5.6	23	91	4.0	278	2	11	289	41	28	.683	1	7	50.6	31.0	6	50	1	1	3	2	1	1	2	0	
11/18 at Wash	16	2	10	4	7	19	.368	0	1	31:24	71	257	3.6	71	257	3.6	21	80	3.8	177	4	27	204	46	21	.457	2	5	46.8	36.4	9	70	4	1	1	0	1	0	0	0	
11/26 CAR	18	12	4	2	2	8	.250	0	1	24:48	48	311	6.5	48	311	6.5	26	204	7.8	107	1	12	119	21	16	.762	0	2	41.0	41.0	5	30	4	3	2	1	1	2	1	1	0
12/2 at Dal	23	11	11	1	6	10	.600	0	1	26:42	61	423	6.9	61	423	6.9	26	183	7.0	240	1	11	251	34	22	.647	0	2	39.0	39.0	1	5	2	1	3	3	0	2	1	1	1
12/9 at TB	23	4	18	1	7	18	.389	2	2	29:51	73	367	5.0	73	367	5.0	16	29	1.8	338	6	43	381	51	32	.627	0	7	49.0	40.0	2	13	1	1	5	3	1	1	2	0	
12/13 CIN	10	1	6	3	3	12	.250	0	0	22:20	53	219	4.1	53	219	4.1	19	42	2.2	177	1	3	180	33	16	.485	1	7	36.9	30.9	9	76	4	4	3	1	2	0	1	0	
12/23 WASH	25	8	17	0	5	15	.333	3	4	30:37	75	411	5.5	75	411	5.5	22	90	4.1	321	5	24	345	48	32	.667	1	2	43.5	33.5	4	25	1	1	4	1	2	1	1	0	
12/30 at NYG	18	8	9	1	4	14	.286	2	4	28:27	65	317	4.9	65	317	4.9	27	110	4.1	207	1	4	211	37	21	.568	1	4	40.3	35.3	6	52	1	0	2	1	0	0	1	0	
Totals	332	111	190	31	83	222	.374	14	24	29:36	1,079	5,665	5.3	1,079	5,665	5.3	413	1,874	4.5	3,791	48	284	4,075	618	367	.594	15	72	46.3	36.9	98	813	37	22	50	22	18	10	18	1	

354.1

117.1

236.9

	First Downs			3rd Down			4th Dn.			Time			Total Net Yds			Rushing			Passing			Punting			Penalty			Fumble			Red Zone			TDs						
	Total	Rush	Pass	Pen	Conv	Att	Pct	Conv	Att	Pct	4th Dn.	Att	Poss	Plays	Yards	Avg	Att	Yards	Avg	Yards	Net	Sacks	Gross	Att	Comp	Pct	INT	No	Avg	Net	Yards	No	Lost	No	TD	FG	Rush	Pass	Ret	
9/9 at Cle	12	3	7	2	2	13	.154	0	0	24:02	59	210	3.6	59	210	3.6	22	99	4.5	111	2	7	118	35	12	.343	4	7	44.0	40.3	3	35	2	0	2	0	1	0	0	1
9/16 BAL	17	5	9	3	4	14	.286	0	2	25:39	65	325	5.0	65	325	5.0	21	111	5.3	214	2	18	232	42	22	.524	1	5	50.2	44.2	6	45	1	1	2	1	1	1	1	0
9/23 at Ariz	16	3	12	1	6	15	.400	0	1	34:33	61	292	4.8	61	292	4.8	34	99	2.9	193	3	29	222	24	17	.708	0	6	47.2	41.2	5	45	0	0	4	1	2	0	2	1
9/30 NYG	20	2	14	4	2	10	.200	1	1	26:39	61	366	6.0	61	366	6.0	19	57	3.0	309	0	0	309	42	24	.571	1	5	44.4	35.8	7	55	1	0	4	2	1	0	2	0
10/7 at Pit	22	6	14	2	6	14	.429	0	1	33:31	68	343	5.0	68	343	5.0	30	123	4.1	220	0	0	220	38	22	.579	0	4	46.3	43.0	9	106	3	0	4	1	3	0	1	0
10/14 DET	25	7	15	3	3	13	.231	0	0	30:41	73	449	6.2	73	449	6.2	28	138	4.9	311	0	0	311	45	22	.489	1	7	42.7	41.0	16	132	1	0	4	2	2	1	1	0
10/28 ATL	24	6	14	4	7	13	.538	0	1	32:55	68	392	5.8	68	392	5.8	37	146	3.9	246	2	16	262	29	22	.759	0	2	26.0	22.5	6	40	1	0	4	2	2	0	3	0
11/5 at NO	20	5	14	1	5	9	.556	0	0	26:30	54	371	6.9	54	371	6.9	25	140	5.6	231	2	8	239	27	21	.778	0	3	49.7	43.0	4	35	3	2	3	2	0	1	2	1
11/11 DAL	14	5	8	1	5	13	.385	0	0	27:58	54	294	5.4	54	294	5.4	25	101	4.0	193	3	16	209	26	19	.731	0	7	41.1	40.6	13	75	1	0	2	1	1	0	2	3
11/18 at Wash	15	7	7	1	5	11	.455	0	1	28:36	51	367	7.1	51	367	7.1	34	169	5.0	192	2	8	200	15	14	.933	0	5	45.4	39.8	13	80	3	0	4	2	1	0	4	0
11/26 CAR	24	10	12	2	6	12	.500	0	0	35:12	65	398	6.1	65	398	6.1	35	109	3.1	289	2	17	306	28	18	.643	0	5	37.6	31.2	6	101	0	0	4	2	1	2	2	0
12/2 at Dal	22	8	14	0	9	14	.643	1	1	33:18	62	417	6.7	62	417	6.7	33	123	3.7	294	2	9	303	27	22	.815	0	3	52.0	17.3	7	60	1	0	3	2	1	1	3	1
12/9 at TB	18	7	10	1	6	16	.375	0	0	30:09	68	314	4.6	68	314	4.6	32	136	4.3	178	2	11	189	34	14	.412	0	10	42.4	34.9	8	64	1	0	3	3	0	1	2	0
12/13 CIN	18	11	6	1	7	18	.389	0	1	37:40	74	249	3.4	74	249	3.4	41	157	3.8	92	6	35	127	27	13	.481	0	5	38.8	33.6	11	94	2	2	6	3	2	2	1	1
12/23 WASH	18	8	10	0	5	10	.500	0	1	29:23	53	313	5.9	53	313	5.9	28	128	4.6	185	1	13	198	24	16	.667	1	2	43.0	38.0	3	24	1	0	2	2	0	1	2	0
12/30 at NYG	32	15	12	5	5	8	.625	0	0	31:33	58	397	6.8	58	397	6.8	35	185	5.3	212	1	11	223	22	14	.636	0	2	49.0	47.0	1	5	0	0	4	4	0	1	5	0

2012 Nest of Stats



RED ZONE

Team	Total	TD	FG	MFG	Dwn	Fbl	INT	Clk	TD%	Scor%
PHILADELPHIA	50	22	18	2	1	4	2	1	44.0	80.0
Opponents	55	30	18	0	3	1	2	1	54.5	87.3

GOAL-TO-GO

Team	Total	TD	FG	MFG	Dwn	Fbl	INT	Clk	TD%	Scor%
PHILADELPHIA	28	13	10	0	0	3	1	1	46.4	82.1
Opponents	25	18	5	0	0	1	1	0	72.0	92.0

PENALTY BREAKDOWN

	Phila.	Opp.
Total Penalties (Yards Lost)	98 (813)	118 (996)
Offensive Penalties (Yards Lost)	49 (403)	52 (399)
Defensive Penalties (Yards Lost)	37 (306)	48 (448)
Special Teams Penalties (Yards Lost)	12 (104)	18 (149)
1st Downs Given Up by Penalty	31	31

TIME SPENT IN THE LEAD

	Phila.	Opp.	Tied
Through 16 games (964:00 minutes)	218:43	519:36	225:41
Percentage of time in the lead	22.7	53.9	23.4

REPLAY CHALLENGES

	Total	
	Chlg	Ovtn
By Eagles	7	3
By Opponent	9	4

TOP 10 FIRST DOWNS EARNED

Player	Rush	Rec.	Total
LeSean McCoy	45	19	64
Jeremy Maclin	-	37	37
Bryce Brown	33	3	36
Brent Celek	-	32	32
Jason Avant	-	31	31
DeSean Jackson	-	30	30
Michael Vick	20	-	20
Damaris Johnson	1	14	15
Riley Cooper	-	14	14
Clay Harbor	-	8	8

2012 LONGEST DRIVES

	EAGLES	OPPS.
Most Plays:	17 at Pit., 10/7 17-79-8:18 TD	16 vs. Atl., 10/28 16-80-8:44 TD
Most Yards:	91 at Cle., 9/9 16-91-5:07 TD	95 vs. Car., 11/26 11-95-5:47 TD
Most Time:	8:18 at Pit., 10/7 17-79-8:18 TD	9:24 at NYG, 12/30 14-88-9:24 TD

2012 LONGEST TD DRIVES

	EAGLES	OPPS.
Most Plays:	17 at Pit., 10/7 17-79-8:18	16 vs. Atl., 10/28 16-80-8:44
Most Yards:	91 at Cle., 9/9 16-91-5:07	95 vs. Car., 11/26 11-95-5:47
Most Time:	8:18 at Pit., 10/7 17-79-8:18	9:24 at NYG, 12/30 14-88-9:24

2012 3rd Down Efficiency



EAGLES THIRD-AND...

Date	Opp	1	2	3	4	5	6	7	8	9	10	10+	Totals
9/9	at Cle.	2-2	1-1	0-0	1-1	0-1	1-1	0-0	0-2	0-1	1-4	2-6	8-19
9/16	vs. Bal.	1-3	1-1	1-1	1-2	0-0	1-1	1-3	0-0	0-0	1-1	0-3	7-15
9/23	at Arz.	0-1	0-0	1-1	0-0	0-1	3-3	0-1	0-0	0-2	0-1	1-4	5-14
9/30	vs. NYG	0-1	1-3	0-0	1-1	0-0	0-1	0-0	0-0	1-2	0-1	1-3	4-12
10/7	at Pit.	0-0	2-2	0-1	0-1	0-1	0-0	0-0	0-0	0-0	2-3	0-2	4-10
10/14	vs. Det.	3-4	0-0	0-0	1-2	1-1	1-1	0-1	0-1	1-1	1-3	0-3	8-17
10/28	vs. Atl.	0-0	2-3	2-2	1-1	0-0	0-1	1-1	0-0	0-1	0-1	0-3	6-13
11/5	at NO	0-0	1-1	0-1	0-1	1-1	1-2	0-1	2-2	0-0	1-3	0-4	6-16
11/11	vs. Dal.	0-0	1-3	0-0	0-2	0-1	0-0	0-0	0-1	0-0	0-0	0-3	1-10
11/18	at Was.	0-0	1-1	0-2	0-0	3-4	0-1	1-1	1-4	0-1	0-0	1-5	7-19
11/26	vs. Car.	1-1	0-0	1-1	0-0	0-0	0-1	0-0	0-1	0-0	0-1	0-3	2-8
12/2	at Dal.	0-0	1-1	1-2	0-0	0-0	1-1	0-0	1-1	0-0	1-1	1-4	6-10
12/9	at TB	0-0	0-0	0-1	1-1	1-2	0-0	1-1	1-2	0-1	1-5	2-5	7-18
12/13	vs. Cin.	1-2	0-0	0-2	0-0	1-1	0-1	0-0	0-0	1-1	0-1	0-4	3-12
12/23	vs. Was.	1-2	1-2	0-0	1-1	1-1	0-0	1-2	0-0	0-0	0-0	0-7	5-15
12/30	at NYG	0-0	0-1	0-0	1-1	0-1	1-1	0-3	0-0	1-2	1-3	0-2	4-14
Regular Season Totals:		9-16	12-19	6-14	8-14	8-15	9-15	5-14	5-14	4-12	9-28	8-61	83-222
		56.3	63.2	42.9	57.1	53.3	60.0	35.7	35.7	33.3	32.1	13.1	37.4

OPPONENTS THIRD-AND...

Date	Opp	1	2	3	4	5	6	7	8	9	10	10+	Totals
9/9	at Cle.	1-2	0-1	0-0	1-3	0-1	0-0	0-0	0-0	0-2	0-2	0-2	2-13
9/16	vs. Bal.	0-2	0-3	0-0	1-2	0-0	0-0	1-2	1-1	0-0	1-2	0-2	4-14
9/23	at Arz.	0-1	1-1	1-1	0-0	1-1	0-0	1-2	1-1	0-0	0-1	1-7	6-15
9/30	vs. NYG	0-1	0-0	1-3	0-1	0-0	0-0	0-1	0-0	0-0	1-3	0-1	2-10
10/7	at Pit.	1-1	0-1	0-0	2-3	0-0	1-2	1-2	0-1	0-0	0-1	1-3	6-14
10/14	vs. Det.	0-1	2-3	0-1	0-2	0-1	0-0	0-1	0-1	0-0	0-1	1-2	3-13
10/28	vs. Atl.	1-1	1-1	1-1	2-3	0-1	0-0	1-2	1-2	0-1	0-0	0-1	7-13
11/5	at NO	1-1	0-0	0-1	0-0	1-1	1-2	1-2	0-0	1-1	0-1	0-0	5-9
11/11	vs. Dal.	1-2	1-2	0-0	2-2	1-3	0-0	0-0	0-0	0-2	0-0	0-2	5-13
11/18	at Was.	0-2	0-0	0-0	0-0	0-0	1-1	2-3	0-0	0-0	1-2	1-3	5-11
11/26	vs. Car.	1-1	0-0	1-2	1-1	0-0	0-0	1-2	0-2	0-0	1-1	1-3	6-12
12/2	at Dal.	1-1	2-3	1-2	1-1	1-1	0-0	0-0	1-1	0-1	1-2	1-2	9-14
12/9	at TB	2-3	1-1	0-1	0-1	0-0	0-1	1-1	0-2	1-2	1-1	0-3	6-16
12/13	vs. Cin.	3-3	0-0	0-1	0-0	1-1	0-2	0-1	1-1	1-2	0-1	1-6	7-18
12/23	vs. Was.	0-0	3-4	0-0	0-0	0-0	0-1	0-0	0-1	1-1	1-2	0-1	5-10
12/30	at NYG	1-1	0-0	0-0	1-1	0-0	0-0	1-1	0-0	0-1	2-3	0-1	5-8
Regular Season Totals:		13-23	11-20	5-13	11-20	5-10	3-9	10-20	5-13	4-13	9-23	7-39	83-203
		56.5	55.0	38.5	55.0	50.0	33.3	50.0	38.5	30.8	39.1	17.9	40.9

2012 Turnover Breakdown



TAKEAWAYS

Date	Opponent	Turnover	Starting L.O.S.	Point of Turnover	Resulting L.O.S.	Qtr.	Result (pts)
9/9	at Cle.	*K.Coleman INT (QB B.Weeden)	PHI13	PHI1	PHI7	2	Punt (0)
		D.Rodgers-Cromartie INT (QB B.Weeden)	CLE35	PHI26	PHI26	2	Punt (0)
		D.Rodgers-Cromartie INT (QB B.Weeden)	CLE39	PHI34	PHI34	3	Interception (0)
		K.Coleman INT (QB B.Weeden)	CLE30	CLE47	CLE40	4	End of game (0)
9/16	vs. Bal.	C.Jenkins FR (T.Cole FF of QB J.Flacco)	BAL20	BAL15	BAL15	1	Touchdown (7)
		D.Ryans INT (QB J.Flacco)	BAL47	PHI43	PHI43	3	Touchdown (7)
9/23	at Arz.	NONE					
9/30	vs. NYG	*D.Rodgers-Cromartie INT (QB E.Manning)	PHI10	Endzone	PHI9	4	Field Goal (3)
10/7	at Pit.	NONE					
10/14	vs. Det.	N.Asomugha INT (M.Stafford)	PHI38	Endzone	PHI20 (TB)	2	Punt (0)
10/28	vs. Atl.	NONE					
11/5	at NO	*B.Graham FR (Graham FF of D.Brees)	PHI9	PHI17	PHI17	3	Touchdown (7)
		ST - B.Hughes FR (C.Polk FF of T.Cadet)	Endzone	NO22	NO22	3	Field Goal (3)
11/11	vs. Dal.	NONE					
11/18	at Was.	NONE					
11/26	vs. Car.	NONE					
12/2	at Dal.	NONE					
12/9	at TB	NONE					
12/13	vs. Cin.	T.Cole FR (B.Graham FF of Andy Dalton)	CIN36	CIN27	CIN29	2	Field Goal (3)
		D.Tapp FR (C.Jenkins FF of Andy Dalton)	CIN22	CIN14	CIN12	2	Field Goal (3)
12/23	vs. Was.	C.Anderson INT (R.Griffin)	WAS42	PHI35	PHI39	4	Touchdown (7)
12/30	at NYG	NONE					

Regular Season Totals: 13 Takeaways resulted in 40 points

L.O.S. - Line of scrimmage

* - Red zone play

ST - Special teams play

(TB) - Touch back

2012 Turnover Breakdown



GIVEAWAYS

Date	Opponent	Turnover	Starting L.O.S.	Point of Turnover	Resulting L.O.S.	Qtr.	Result (pts)
9/9	at Cle.	L.McCoy FUMBLE (D.Jackson FR)	CLE43	CLE48	CLE49	1	Field Goal (3)
		M.Vick INT (C.Robertson)	CLE49	CLE39	CLE40	1	Punt (0)
		M.Vick INT (L.Fort)	PHI39	CLE47	PHI43	3	Field Goal (3)
		M.Vick INT (J.Haden)	CLE36	CLE28	PHI22	3	Field Goal (3)
		M.Vick INT (D.Jackson)	PHI18	PHI27	Endzone	4	Touchdown (7)
9/16	vs. Bal.	*M.Vick INT (B.Pollard)	BAL12	Endzone	BAL20 (TB)	1	Fumble (0)
		M.Vick FUMBLE (A.McClellan FR)	BAL20	BAL25	BAL30	2	Touchdown (7)
		*L.McCoy FUMBLE (R.Lewis FR)	BAL9	BAL11	BAL9	2	Punt (0)
		M.Vick INT (E.Reed)	BAL44	BAL27	BAL36	3	Field Goal (3)
9/23	at Arz.	ST-D.Johnson FUMBLE (M.Leach FR)	ARZ16	PHI38	PHI38	1	Touchdown (7)
		M.Vick FUMBLE (D.Williams FR)	ARZ36	ARZ35	ARZ35	2	Punt (0)
		*M.Vick FUMBLE (J.Sanders FR)	ARZ1	ARZ7	Endzone	2	Touchdown (7)
9/30	vs. NYG	NONE					
10/7	at Pit.	*M.Vick FUMBLE (L.Foote FR)	PIT3	Endzone	PIT20 (TB)	1	Punt (0)
		M.Vick FUMBLE (L.Foote FR)	PHI26	PHI27	PHI34	1	Downs (0)
10/14	vs. Det.	D.Reynolds FUMBLE (S.Tulloch FR)	DET29	DET34	DET45	1	Interception (0)
		M.Vick INT (L.Delmas)	PHI48	DET14	DET14	2	Punt (0)
		M.Vick INT (C.Houston)	PHI20	DET34	DET34	4	Punt (0)
10/28	vs. Atl.	NONE					
11/5	at NO	*M.Vick INT (P.Robinson)	NO6	NO1	Endzone	1	Touchdown (7)
		*B.Celek FUMBLE (I.Abdul-Quddus FR)	NO22	NO8	NO7	4	Punt (0)
11/11	vs. Dal.	N.Foles INT (B.Carr)	PHI37	PHI47	Endzone	4	Touchdown (7)
		N.Foles FUMBLE (J.Hatcher FR)	PHI6	PHI1	Endzone	4	Touchdown (7)
11/18	at Was.	N.Foles INT (D.Hall)	PHI23	PHI31	PHI9	1	Touchdown (7)
		N.Foles INT (B.Meriweather)	WAS42	WAS19	WAS44	1	Punt (0)
		L.McCoy FUMBLE (R.Kerrigan FR)	PHI12	PHI13	PHI14	2	Field Goal (3)
11/26	vs. Car.	B.Brown FUMBLE (L.Kuechly FR)	CAR38	CAR32	CAR32	3	Punt (0)
		B.Brown FUMBLE (T.Davis FR)	PHI42	PHI43	PHI45	3	Touchdown (7)
		ST - B.Boykin FUMBLE (G.Barnidge FR)	Endzone	PHI44	CAR49	4	End of game (0)
12/2	at Dal.	B.Brown FUMBLE (M.Claiborne FR)	PHI44	PHI48	Endzone	4	Touchdown (7)
12/9	at TB	ST - D.Johnson FUMBLE (D.Watson FR)	PHI40	PHI13	PHI5	3	Touchdown (7)
12/13	vs. Cin.	J.Maclin FUMBLE (D.Peko FR)	PHI28	PHI34	PHI44	1	Touchdown (7)
		N.Foles INT (L.Hall)	PHI47	CIN16	PHI40	3	Touchdown (7)
		N.Foles FUMBLE (W.Gilberry FR)	PHI31	PHI27	Endzone	3	Touchdown (7)
		C.Harbor FUMBLE (C.Crocker FR)	PHI9	PHI23	PHI13	3	Field Goal (3)
		ST - C.Thornton FUMBLE (T.Mays FR)	CIN35	PHI26	PHI33	4	Touchdown (7)
12/23	vs. Was.	N.Foles FUMBLE (R.Crawford FR)	WAS28	WAS34	WAS41	1	Field Goal (3)
		N.Foles INT (L.Fletcher)	PHI20	PHI34	PHI25	2	Touchdown (7)
12/30	at NYG	M.Vick INT (S.Brown)	NYG43	NYG26	PHI26	1	Touchdown (7)

Regular Season Totals: 37 Giveaways resulted in 140 points

L.O.S. - Line of scrimmage

* - Red zone play

ST - Special teams play

(TB) - Touch back

2012 Drive Engineering



EAGLES GAME-BY-GAME DRIVES

DATE	QB	Drives	Drives Ended By									Points Yielded	Pts./ Drive	Drive Efficiency
			TD	FG	MFG	Punt	Down	INT	Fum	Sfty	Clock			
9/9 at Cle.	M.Vick	16	2	1	1	6	0	4	1	0	1	17	1.06	18.8
9/16 vs. Bal.	M.Vick	14	3	1	0	5	0	2	2	0	1	24	1.71	28.6
9/23 at Arz.	M.Vick	11	0	2	0	5	1	0	2	0	1	6	0.55	18.2
9/30 vs. NYG	M.Vick	11	1	4	0	4	0	0	0	0	2	19	1.73	45.5
10/7 at Pit.	M.Vick	8	2	0	0	4	0	0	2	0	0	14	1.75	25.0
10/14 vs. Det.	M.Vick	14	2	3	0	5	0	2	1	0	1	23	1.64	35.7
10/28 vs. Atl.	M.Vick	10	2	1	0	3	2	0	0	0	2	17	1.70	30.0
11/5 at NO	M.Vick	11	1	2	0	4	1	1	1	0	1	13	1.18	27.3
11/11 vs. Dal.	N.Foles	11	2	1	0	5	0	1	1	0	1	17	1.55	27.3
	M.Vick	3	1	0	0	2	0	0	0	0	0	7	2.33	33.3
11/18 at Was.	N.Foles	11	0	2	0	5	1	2	1	0	0	6	0.55	18.2
11/26 vs. Car.	N.Foles	10	2	3	0	2	1	0	2	0	0	22	2.20	50.0
12/2 at Dal.	N.Foles	9	3	2	0	2	1	0	1	0	0	27	3.00	55.6
12/9 at TB	N.Foles	13	3	1	2	7	0	0	0	0	0	23	1.77	30.8
12/13 vs. Cin.	N.Foles	14	1	2	0	7	0	1	3	0	0	13	0.93	21.4
12/23 vs. Was.	N.Foles	10	2	2	0	2	1	1	1	0	1	20	2.00	40.0
	M.Vick	8	1	0	1	4	1	1	0	0	0	7	0.88	12.5
12/30 at NYG	T.Edwards	1	0	0	0	0	1	0	0	0	0	0	0.00	0.0
	TOTALS:	M.Vick	106	15	14	2	42	5	10	9	0	9	147	1.39
	N.Foles	78	13	13	2	30	4	5	9	0	2	128	1.64	33.3
	T.Edwards	1	0	0	0	0	1	0	0	0	0	0	0.00	0.0
	TEAM	185	28	27	4	72	10	15	18	0	11	275	1.49	29.7

Note: Drive Efficiency measures the percentage of drives resulting in points

2012 Drive Engineering




OPPONENTS GAME-BY-GAME DRIVES

DATE	QB	Drives	Drives Ended By									Points Yielded	Pts./ Drive	Drive Efficiency
			TD	FG	MFG	Punt	Down	INT	Fum	Sfty	Clock			
9/9 at Cle.	B.Weeden	15	0	3	0	7	0	4	0	0	1	9	0.60	20.0
9/16 vs. Bal.	J.Flacco	14	2	3	0	5	2	1	1	0	0	23	1.64	35.7
9/23 at Arz.	K.Kolb	11	2	2	0	6	1	0	0	0	0	20	1.82	36.4
9/30 vs. NYG	E.Manning	10	2	1	1	5	0	1	0	0	0	17	1.70	30.0
10/7 at Pit.	B.Roethlisberger	9	1	3	0	4	1	0	0	0	0	16	1.78	44.4
10/14 vs. Det.	M.Stafford	14	2	4	0	7	0	1	0	0	0	26	1.86	42.9
10/28 vs. Atl.	M.Ryan	9	3	3	0	2	1	0	0	0	0	30	3.33	66.7
11/5 at NO	D.Brees	9	3	0	1	3	0	0	1	0	1	21	2.33	33.3
11/11 vs. Dal.	T.Romo	11	2	1	0	7	0	0	0	0	1	17	1.55	27.3
11/18 at Was.	R.Griffin	12	4	1	0	5	1	0	0	0	1	31	2.58	41.7
11/26 vs. Car.	C.Newton	12	4	1	0	5	0	0	0	0	2	30	2.50	41.7
12/2 at Dal.	T.Romo	9	4	1	0	3	0	0	0	0	1	31	3.44	55.6
12/9 at TB	J.Freeman	13	3	0	0	10	0	0	0	0	0	21	1.62	23.1
12/13 vs. Cin.	A.Dalton	15	3	2	0	5	1	0	2	0	2	27	1.80	33.3
12/23 vs. Was.	R.Griffin	10	3	2	0	2	1	1	0	0	1	27	2.70	50.0
12/30 at NYG	E.Manning	9	6	0	0	2	0	0	0	0	1	42	4.67	66.7
TOTALS:	TEAM	182	44	27	2	78	8	8	4	0	11	388	2.13	39.0

Note: Drive Efficiency measures the percentage of drives resulting in points

2012 Plays From Scrimmage Of 20+ Yards



EAGLES at Browns - 9/9/12

EAGLES: 3 pass, 1 rush

Run	Pass	Description
	46	Michael Vick to Jeremy Maclin
	35	Michael Vick to DeSean Jackson
	28	Michael Vick to Brent Celek
22		LeSean McCoy run

BROWNS: 2 pass, 2 rush

Run	Pass	Description
35		Travis Benjamin run
25		Brandon Weeden run
	24	Brandon Weeden to Mohamed Massaquoi
	20	Brandon Weeden to Josh Gordon

EAGLES vs. Ravens - 9/16/12

EAGLES: 7 pass, 1 rush

Run	Pass	Description
	49	Michael Vick to DeSean Jackson
	28	Michael Vick to Brent Celek
	24	Michael Vick to Brent Celek
	24	Michael Vick to Brent Celek
	23	Michael Vick to Brent Celek
23T		Michael Vick to Jeremy Maclin
	21	Michael Vick to Brent Celek
20		LeSean McCoy run

RAVENS: 4 pass, 1 rush

Run	Pass	Description
43		Ray Rice run
	40	Joe Flacco to Torrey Smith
	37	Joe Flacco to Ray Rice
	23	Joe Flacco to Ed Dickson
	21T	Joe Flacco to Jacoby Jones

EAGLES at Cardinals - 9/23/12

EAGLES: 3 pass, 1 rush

Run	Pass	Description
	34	Michael Vick to Brent Celek
	26	Michael Vick to Damaris Johnson
	20	Michael Vick to Damaris Johnson
20		Michael Vick run

CARDINALS: 2 pass, 2 rush

Run	Pass	Description
	37T	Kevin Kolb to Larry Fitzgerald
25		Ryan Williams run
	22	Kevin Kolb to Larry Fitzgerald
20		Ryan Williams run

EAGLES vs. Giants - 9/30/12

EAGLES: 3 pass, 2 rush

Run	Pass	Description
34		LeSean McCoy run
	32	Michael Vick to DeSean Jackson
	27	Michael Vick to Brent Celek
	23	Michael Vick to Jason Avant
22		LeSean McCoy run

GIANTS: 5 pass, 0 rush

Run	Pass	Description
	41	Eli Manning to Domenik Hixon
	32	Eli Manning to Domenik Hixon
	31	Eli Manning to Ramses Barden
	30	Eli Manning to Victor Cruz
	20	Eli Manning to Ahmad Bradshaw

EAGLES at Steelers - 10/7/12

EAGLES: 2 pass, 0 rush

Run	Pass	Description
	24	Michael Vick to DeSean Jackson
	23	Michael Vick to DeSean Jackson

STEELERS: 1 pass, 0 rush

Run	Pass	Description
	20	Ben Roethlisberger to Antonio Brown

EAGLES vs. Lions - 10/14/12

EAGLES: 2 pass, 0 rush

Run	Pass	Description
	70T	Michael Vick to Jeremy Maclin
	30	Michael Vick to DeSean Jackson

LIONS: 4 pass, 0 rush

Run	Pass	Description
	57	Matthew Stafford to Tony Scheffler
	37	Matthew Stafford to Calvin Johnson
	28	Matthew Stafford to Calvin Johnson
	20	Matthew Stafford to Calvin Johnson

EAGLES vs. Falcons - 10/28/12

EAGLES: 1 pass, 0 rush

Run	Pass	Description
	32	Michael Vick to DeSean Jackson

FALCONS: 2 pass, 1 rush

Run	Pass	Description
	63T	Matt Ryan to Julio Jones
43		Jacquizz Rodgers run
	37	Matt Ryan to Julio Jones

EAGLES at Saints - 11/5/12

EAGLES: 2 pass, 2 rush

Run	Pass	Description
	77T	Michael Vick to DeSean Jackson
40		Bryce Brown run
34		LeSean McCoy run
	22	Michael Vick to Jeremy Maclin

SAINTS: 4 pass, 2 rush

Run	Pass	Description
	38	Drew Brees to Lance Moore
23		Mark Ingram run
	23	Drew Brees to Lance Moore
22T		Chris Ivory run
	22	Drew Brees to Pierre Thomas
	21	Drew Brees to Marques Colston

EAGLES vs. Cowboys - 11/11/12

EAGLES: 4 pass, 1 rush

Run	Pass	Description
	44T	Nick Foles to Jeremy Maclin
	32	Nick Foles to Damaris Johnson
	31	Michael Vick to DeSean Jackson
23		LeSean McCoy run
	22	Nick Foles to Riley Cooper

COWBOYS: 3 pass, 0 rush

Run	Pass	Description
	49	Tony Romo to Dez Bryant
	30T	Tony Romo to Dez Bryant
	25	Tony Romo to Miles Austin

2012 Plays From Scrimmage Of 20+ Yards



EAGLES at Redskins - 11/18/12

EAGLES: 5 pass, 0 rush

Run	Pass	Description
	25	Nick Foles to LeSean McCoy
	23	Nick Foles to Riley Cooper
	22	Nick Foles to Brent Celek
	21	Nick Foles to Damaris Johnson
	20	Nick Foles to LeSean McCoy

REDSKINS: 3 pass, 3 rush

Run	Pass	Description
	61T	Robert Griffin to Santana Moss
	49T	Robert Griffin to Aldrick Robinson
28		Robert Griffin run
23		Robert Griffin run
	21	Robert Griffin to Leonard Hankerson
20		Alfred Morris run

EAGLES vs. Panthers - 11/26/12

EAGLES: 0 pass, 2 rush

Run	Pass	Description
65T		Bryce Brown run
24		Bryce Brown run

PANTHERS: 5 pass, 0 rush

Run	Pass	Description
	55	Cam Newton to Louis Murphy
	43T	Cam Newton to Brandon LaFell
	31	Cam Newton to Steve Smith
	24T	Cam Newton to Gary Barnidge
	23	Cam Newton to Greg Olsen

EAGLES at Cowboys - 12/2/12

EAGLES: 3 pass, 3 rush

Run	Pass	Description
39		Bryce Brown run
	29	Nick Foles to Jason Avant
24		Bryce Brown run
	23	Nick Foles to Jason Avant
	21	Nick Foles to Jeremy Maclin
20		Bryce Brown run

COWBOYS: 5 pass, 1 rush

Run	Pass	Description
	36	Tony Romo to Jason Witten
	35	Tony Romo to Dez Bryant
	28	Tony Romo to Jason Witten
27		DeMarco Murray run
	27T	Tony Romo to Miles Austin
	23T	Tony Romo to Dez Bryant

EAGLES at Buccaneers - 12/9/12

EAGLES: 8 pass, 0 rush

Run	Pass	Description
	39	Nick Foles to Jason Avant
	28	Nick Foles to Dion Lewis
	24	Nick Foles to Jeremy Maclin
	23	Nick Foles to Jason Avant
	23	Nick Foles to Jeremy Maclin
	22	Nick Foles to Jeremy Maclin
	22	Nick Foles to Jason Avant
	20	Nick Foles to Jason Avant

BUCCANEERS: 3 pass, 0 rush

Run	Pass	Description
	40	Josh Freeman to Vincent Jackson
	28	Josh Freeman to Vincent Jackson
	25	Josh Freeman to Vincent Jackson

EAGLES vs. Bengals - 12/13/12

EAGLES: 2 pass, 0 rush

Run	Pass	Description
	46	Nick Foles to Jeremy Maclin
	25	Nick Foles to Jason Avant

BENGALS: 0 pass, 1 rush

Run	Pass	Description
29		BenJarvus Green-Ellis run

EAGLES vs. Redskins - 12/23/12

EAGLES: 3 pass, 0 rush

Run	Pass	Description
	38	Nick Foles to Jeremy Maclin
	27T	Nick Foles to Jeremy Maclin
	21	Nick Foles to LeSean McCoy

REDSKINS: 4 pass, 0 rush

Run	Pass	Description
	29	Robert Griffin to Pierre Garcon
	27	Robert Griffin to Pierre Garcon
	22T	Robert Griffin to Santana Moss
	21	Robert Griffin to Niles Paul

EAGLES at Giants - 12/30/12

EAGLES: 3 pass, 0 rush

Run	Pass	Description
	36	Michael Vick to LeSean McCoy
	28	Michael Vick to Brent Celek
	22	Michael Vick to Riley Cooper

GIANTS: 4 pass, 0 rush

Run	Pass	Description
	41	Eli Manning to Ahmad Bradshaw
	38T	Eli Manning to Rueben Randle
	30	Eli Manning to Domenik Hixon
	24T	Eli Manning to Victor Cruz

All-Time Regular Season Service



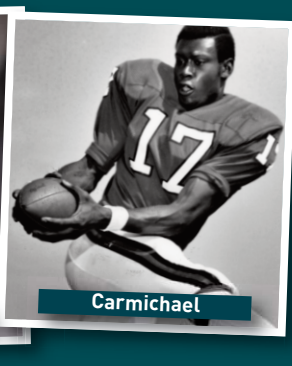
Akers



Bednarik



Dawkins



Carmichael

MOST SEASONS PLAYED

Name	Seasons
1. Chuck Bednarik (1949-1962)	14
2. Brian Dawkins (1996-2008)	13
Harold Carmichael (1971-1983)	13
Frank (Bucko) Kilroy (1943-1955)	13
Vic Sears (1941-1953)	13
6. David Akers (1999-2010)	12
Jerry Sisemore (1973-1984)	12
Bobby Walston (1951-1962)	12

MOST CONSECUTIVE GAMES PLAYED

Name	Games
1. Harold Carmichael (1972-1983)	162
2. Randy Logan (1973-1983)	159
3. Bobby Walston (1951-1962)	148
4. Jon Runyan (2000-08)	144
5. Ken Clarke (1977-1987)	139
6. Herman Edwards (1977-1985)	135
7. Frank LeMaster (1974-1982)	129
8. Sheldon Brown (2002-09)	128
9. Jerry Sisemore (1974-1982)	127

MOST REGULAR SEASON GAMES PLAYED

Name	Pos	Years	Seasons	GP
1. David Akers	K	1999-2010	12	188
2. Brian Dawkins	FS	1996-2008	13	183
3. Harold Carmichael	WR	1971-1983	13	180
4. Chuck Bednarik	C/LB	1949-1962	14	169
5. Tra Thomas	T	1998-2008	11	166
6. Randy Logan	S	1973-1983	11	159
7. Guy Morriss	C	1973-1983	11	158
8. Jerry Sisemore	T	1973-1984	12	156
9. Donovan McNabb	QB	1999-2009	11	148
Bobby Walston	K/WR	1951-1962	12	148
Ken Clarke	DT	1978-1987	10	148
12. Jon Runyan	T	2000-2008	9	144
13. Ron Jaworski	QB	1977-1986	10	142
14. William Thomas	LB	1991-1999	9	140
15. Andre Waters	SS	1984-1993	10	137
Wes Hopkins	FS	1983-1993	10	137
17. Herman Edwards	DB	1977-1985	9	135
18. Frank Kilroy	T	1943-1955	13	134
Nate Ramsey	DB	1963-1972	10	134
20. Pete Retzlaff	E	1956-1966	11	132
John Bunting	LB	1972-1982	11	132

MOST GAMES PLAYED BY POSITION

Quarterbacks	Pos	Years	Seasons	GP
1. Donovan McNabb	QB	1999-2009	11	148
2. Ron Jaworski	QB	1977-1986	10	142
3. Randall Cunningham	QB	1985-1995	11	122
4. Norm Snead	QB	1964-1970	7	85
5. Sonny Jurgensen	QB	1957-1963	7	83

Offensive Lineman

	Pos	Years	Seasons	GP
1. Chuck Bednarik	C/LB	1949-1962	14	169
2. Tra Thomas	T	1998-2008	11	166
3. Guy Morriss	C	1973-1983	11	158
4. Jerry Sisemore	T	1973-1984	12	156
5. Jon Runyan	T	2000-2008	9	144

WRs/TEs

	Pos	Years	Seasons	GP
1. Harold Carmichael	WR	1971-1983	13	180
2. Bobby Walston	K/WR	1951-1962	12	148
3. Pete Retzlaff	E	1956-1966	11	132
4. Charles Smith	WR	1974-1981	8	118
5. John Spagnola	TE	1979-1987	8	111

Running Backs

	Pos	Years	Seasons	GP
1. Tom Woodeshick	B	1963-1971	9	111
2. Brian Westbrook	RB	2002-2009	8	107
3. Keith Byars	RB	1986-1992	7	105
4. Wilbert Montgomery	RB	1977-1984	8	100
5. Duce Staley	RB	1997-2003	7	98

Defensive Lineman

	Pos	Years	Seasons	GP
1. Ken Clarke	DT	1978-1987	10	148
2. Vic Sears	DT	1941-1953	12	131
3. Hollis Thomas	DT	1996-2005	10	126
4. Trent Cole	DE	2005-2012	8	124
Clyde Simmons	DE	1986-1993	8	124

Linebackers

	Pos	Years	Seasons	GP
1. Chuck Bednarik	C/LB	1949-1962	14	169
2. William Thomas	LB	1991-1999	9	140
3. John Bunting	LB	1972-1982	11	132
4. Frank LeMaster	LB	1974-1982	9	129
5. Seth Joyner	LB	1986-1993	8	120

Secondary

	Pos	Years	Seasons	GP
1. Brian Dawkins	FS	1996-2008	13	183
2. Randy Logan	S	1973-1983	11	159
3. Andre Waters	SS	1984-1993	10	137
Wes Hopkins	FS	1983-1993	10	137
5. Herman Edwards	DB	1977-1985	9	135
6. Nate Ramsey	DB	1963-1972	10	134
7. Sheldon Brown	CB	2002-2009	8	128
8. Quintin Mikell	S	2003-2010	8	123
9. Bobby Taylor	CB	1995-2003	9	119
10. Troy Vincent	CB	1996-2003	8	118
Brenard Wilson	S	1979-1986	8	118


Kickers

	Pos	Years	Seasons	GP
1. David Akers	K	1999-2010	12	188
2. Bobby Walston	K/WR	1951-1962	12	148
3. Sam Baker	K	1964-1969	6	82
4. Tony Franklin	K	1979-1983	5	73
5. Paul McFadden	K	1984-1987	4	60

Punters

	Pos	Years	Seasons	GP
1. Max Runager	P	1979-83, 1989	6	72
2. Sean Landeta	P	1999-02, 2005	5	65
3. Sav Rocca	P	2007-2010	4	64
Jeff Feagles	P	1990-1993	4	64
Tom Hutton	P	1995-1998	4	64

All-Time Regular Season Scoring



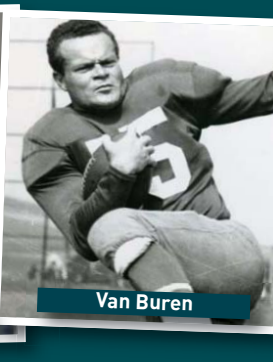
Carmichael



Akers



Westbrook



Van Buren

ALL-TIME LEADING SCORERS

Player	Years	Games	TDs	XPM	XPA	FGM	FGA	2pt	Pts
1. David Akers	1999-2010 (12)	188	0	441	447	294	357	0	1323
2. Bobby Walston (WR/K)	1951-1962 (12)	148	46	365	383	80	157	0	881
3. Sam Baker	1964-1969 (6)	82	0	205	213	90	153	0	475
4. Harold Carmichael (WR)	1971-1983 (13)	180	79	0	0	0	0	0	474
5. Steve Van Buren (B)	1944-1951 (8)	83	77	2	2	0	0	0	464
6. Tony Franklin	1979-1983 (5)	73	0	172	182	80	128	0	412
7. Brian Westbrook (RB)	2002-2009 (8)	107	68	0	0	0	0	1	410
8. Tommy McDonald (FL)	1957-1963 (7)	88	67	0	0	0	0	0	402
9. Paul McFadden	1984-1987 (4)	60	0	117	119	91	124	0	390
10. Roger Ruzek	1989-1993 (5)	58	0	139	151	81	108	0	382
11. Pete Pihos (E)	1947-1955 (9)	107	63	0	0	0	0	0	378
12. Timmy Brown (B)	1960-1967 (8)	96	62	0	0	0	0	0	372
13. Mike Quick (WR)	1982-1990 (9)	101	61	0	0	0	0	0	366
14. Wilbert Montgomery (RB)	1977-1984 (8)	100	58	0	0	0	0	0	348
15. Tom Dempsey	1971-1974 (4)	47	0	84	90	66	108	0	282
Pete Retzlaff (E)	1956-1966 (11)	132	47	0	0	0	0	0	282
17. Cliff Patton	1946-1950 (5)	52	0	160	166	28	61	0	244
18. LeSean McCoy (RB)	2009-2012 (4)	58	38	0	0	0	0	1	230
19. Alex Henery	2011-2012 (2)	32	0	71	72	51	58	0	224
20. Gary Anderson	1995-1996 (2)	32	0	72	73	47	59	0	213

MOST TOUCHDOWNS, Career

PLAYER	TDs
1. Harold Carmichael (WR)	79
2. Steve Van Buren (B)	77
3. Brian Westbrook (RB)	68
4. Tommy McDonald (FL)	67
5. Pete Pihos (E)	63
6. Timmy Brown (B)	62
7. Mike Quick (WR)	61
8. Wilbert Montgomery (RB)	58
9. Pete Retzlaff (E)	47
10. Bobby Walston (WR/K)	46

MOST FGs MADE, Career

PLAYER	FGM
1. David Akers	294
2. Paul McFadden	91
3. Sam Baker	90
4. Roger Ruzek	81
5. Bobby Walston (WR/K)	80
Tony Franklin	80
7. Tom Dempsey	66
8. Alex Henery	51
9. Gary Anderson	47
10. Chris Boniol	36

MOST FGAs, Career

PLAYER	FGA
1. David Akers	357
2. Bobby Walston (WR/K)	157
3. Sam Baker	153
4. Tony Franklin	128
5. Paul McFadden	124
6. Roger Ruzek	108
Tom Dempsey	108
8. Cliff Patton	61
9. Gary Anderson	59
10. Alex Henery	58

MOST PATs MADE, Career

PLAYER	XPM
1. David Akers	441
2. Bobby Walston (WR/K)	365
3. Sam Baker	205
4. Tony Franklin	172
5. Cliff Patton	160
6. Roger Ruzek	139
7. Paul McFadden	117
8. Roy Zimmerman	89
9. Tom Dempsey	84
10. Gary Anderson	72

MOST PATs ATT., Career

PLAYER	XPA
1. David Akers	447
2. Bobby Walston (WR/K)	383
3. Sam Baker	213
4. Tony Franklin	182
5. Cliff Patton	166
6. Roger Ruzek	151
7. Paul McFadden	119
8. Roy Zimmerman	98
9. Tom Dempsey	90
10. Gary Anderson	73

MOST POINTS, SEASON

Player	Year	TDs	XPM	XPA	FGM	FGA	2pt	Pts
1. David Akers	2008	0	45	45	33	40	0	144
2. David Akers	2010	0	47	47	32	38	0	143
3. David Akers	2009	0	43	45	32	37	0	139
4. David Akers	2002	0	43	43	30	34	0	133
5. David Akers	2004	0	41	42	27	32	0	122
6. David Akers	2000	0	34	36	29	33	0	121
7. LeSean McCoy	2011	20	0	0	0	0	0	120
8. Alex Henery	2011	0	46	46	24	27	0	118
9. Paul McFadden	1984	0	26	27	30	37	0	116
10. David Akers	2001	0	37	38	26	31	0	115
Gary Anderson	1996	0	40	40	25	29	0	115

Led NFL

Led Conference


LONGEST FIELD GOALS

PLAYER	GAME	LG
1. Tony Franklin	11/12/1979 at Cowboys	59
2. David Akers	9/14/2003 vs. Patriots	57
3. Tom Dempsey	12/12/1971 vs. StL Cardinals	54
4. David Akers	9/30/2007 at Giants	53
David Akers	10/24/1999 at Dolphins	53
Roger Ruzek	12/9/1990 at Dolphins	53
7. David Akers	11/8/09 vs. Cowboys	52
David Akers	10/5/2003 vs. Redskins	52
Paul McFadden	10/13/1985 vs. StL Cardinals	52
Paul McFadden	11/4/1984 at Lions	52
Tony Franklin	11/27/1983 at Redskins	52
Tom Dempsey	11/12/1972 at Houston Oilers	52
Tom Dempsey	10/15/1972 vs. LA Rams	52
Tom Dempsey	12/5/1971 at Lions	52

ALL-TIME SCORING

TDs by rushing	948
TDs by reception	1470
TDs by INT return	90
TDs by kickoff return	25
TDs by punt return	28
TDs by fumble return	71
TDs by blocked punt	7
FGs Made	1167

All-Time Regular Season Scoring




Walston



McCoy



Montgomery



Henery

TOP SINGLE-GAME SCORING PERFORMANCES

MOST POINTS, Game

PLAYER	GAME	PTS
1. Bobby Walston (WR/K)	10/17/1954 at Redskins	25
2. Brian Westbrook (RB)	11/27/2008 vs. Cardinals	24
Irving Fryar (WR)	10/20/1996 vs. Dolphins	24
Wilbert Montgomery (RB)	10/7/1979 vs. Redskins	24
Wilbert Montgomery (RB)	9/10/1978 at Redskins	24
Ben Hawkins (FL)	9/28/1969 vs. Steelers	24
Tommy McDonald (FL)	10/4/1959 vs. Giants	24
Clarence Peaks (B)	11/16/1958 vs. Chi. Cardinals	24

MOST TOUCHDOWNS, Game

PLAYER	GAME	TDS
1. Brian Westbrook (RB)	11/27/2008 vs. Cardinals	4
Irving Fryar (WR)	10/20/1996 vs. Dolphins	4
Wilbert Montgomery (RB)	10/7/1979 vs. Redskins	4
Wilbert Montgomery (RB)	9/10/1978 at Redskins	4
Ben Hawkins (FL)	9/28/1969 vs. Steelers	4
Tommy McDonald (FL)	10/4/1959 vs. Giants	4
Clarence Peaks (B)	11/16/1958 vs. Chi. Cardinals	4

MOST FIELD GOALS MADE, Game

PLAYER	GAME	FGM
1. Tom Dempsey	11/12/1972 at Houston Oilers	6
2. David Akers	11/18/2001 at Cowboys	5
Gary Anderson	12/22/1996 vs. Arz. Cardinals	5
Gary Anderson	10/1/1995 at Saints	5
5. 33 times last by Alex Henery	9/30/12 vs. NY Giants	4

MOST FIELD GOALS ATTEMPTED, Game

PLAYER	GAME	FGA
1. Tom Dempsey	11/12/1972 at Houston Oilers	7
Sam Baker	12/5/1965 vs. Cowboys	7
3. David Akers	10/3/2004 at Bears	6
Tom Dempsey	10/7/1973 at Bills	6
5. 8 times, last by Alex Henery	10/2/2011 vs. 49ers	5

MOST CONSECUTIVE FIELD GOALS

PLAYER (YEARS)	FGS
1. Alex Henery (2012)	22
2. Alex Henery (2011-12) (16 in 2011, 1 in 2012)	17
David Akers (2009)	17
David Akers (2001)	17
5. David Akers (2008)	15
David Akers (2004)	15
7. David Akers (2003)	13
David Akers (1999-2000) (1 in 1999, 12 in 2000)	13
9. David Akers (twice in 2010)	12
David Akers (2002)	12
Gary Anderson (1996)	12
Sam Baker (1966-67)	12

MOST TOUCHDOWNS, Season

PLAYER (YEAR)	TDS
1. LeSean McCoy (2011)	20
2. Steve Van Buren (1945)	18
3. Brian Westbrook (2008)	14
Terrell Owens (2004)	14
Wilbert Montgomery (1979)	14
Steve Van Buren (1947)	14

MOST FGs MADE, Season

PLAYER (YEAR)	FGM
1. David Akers (2008)	33
2. David Akers (2010)	32
David Akers (2009)	32
4. David Akers (2002)	30
Paul McFadden (1984)	30

MOST FGA, Season

PLAYER (YEAR)	FGA
1. David Akers (2008)	40
Tom Dempsey (1973)	40
3. David Akers (2010)	38
4. David Akers (2009)	37
Paul McFadden (1984)	37

MOST PATs ATTEMPTED, Season

PLAYER (YEAR)	XPA
1. Cliff Patton (1948)	50
2. David Akers (2006)	48
Tony Franklin (1980)	48
Roger Ruzek (1990)	48
Bobby Walston (1953)	48

MOST PATs MADE, Season

PLAYER (YEAR)	XPM
1. Cliff Patton (1948)	50
2. David Akers (2006)	48
Tony Franklin (1980)	48
4. David Akers (2010)	47
5. Alex Henery (2011)	46


Most Consecutive Games With TD

PLAYER (YEAR)	GAMES
1. LeSean McCoy (2011)	9
2. Steve Van Buren (1947)	8
3. (five times) last by Ricky Watters (1995)	6

MOST CONSECUTIVE PATs

PLAYER (YEARS)	PATS
1. David Akers (2004-2009)	173
2. David Akers (2001-04)	153
3. Cliff Patton (1947-49)	84

All-Time Regular Season Passing



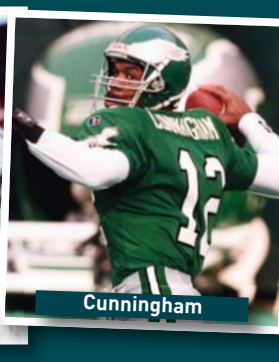
Jaworski



McNabb



Snead



Cunningham

ALL-TIME LEADING PASSERS

Player	Years	Gm	Att	Cmp	Pct	Yds	TD	INT	Lg	Rat	Pct	QB INT
1. Donovan McNabb	1999-2009 (11)	148	4746	2801	59.0	32873	216	100	91t	86.5	2.1	
2. Ron Jaworski	1977-86 (10)	142	3918	2088	53.3	26963	175	151	99t	74.0	3.9	
3. Randall Cunningham	1985-95 (11)	122	3362	1874	55.7	22877	150	105	95t	78.7	3.1	
4. Norm Snead	1964-70 (7)	85	2236	1154	51.6	15672	111	124	87t	67.7	5.5	
5. Tommy Thompson	1941-50 (8)	88	1396	723	51.8	10240	90	100	75t	67.4	7.2	
6. Sonny Jurgensen	1957-63 (7)	83	1107	602	54.4	9639	76	73	84	79.1	6.6	
7. Michael Vick	2009-12 (4)	47	1159	696	60.1	8769	52	30	91t	87.8	2.6	
8. Bobby Thomason	1952-57 (6)	68	1113	556	50.0	8124	57	80	67t	61.2	7.2	
9. Norm Van Brocklin	1958-60 (3)	36	998	542	54.3	7497	55	51	91t	75.7	5.1	
10. Roman Gabriel	1973-77 (5)	53	1185	661	55.8	7221	47	37	80t	74.2	3.1	
11. Adrian Burk	1951-56 (6)	70	960	457	47.6	6203	55	77	84t	54.4	8.0	
12. Rodney Peete	1995-98 (4)	30	756	434	57.4	4945	17	27	62	69.8	3.6	
13. Ty Detmer	1996-97 (2)	21	645	372	57.7	4478	22	19	57	78.2	2.9	
14. King Hill	1961-68 (8)	71	635	325	51.2	4308	29	51	92t	54.8	8.0	
15. Roy Zimmerman	1943-46 (4)	41	435	190	43.7	3219	30	43	75t	52.7	9.9	
16. Pete Liske	1971-72 (2)	28	407	214	52.6	2930	14	22	69t	64.8	5.4	
17. Mike Boryla	1974-76 (3)	22	514	270	52.5	2823	20	29	48t	58.2	5.6	
18. Davey O'Brien	1939-40 (2)	22	478	223	46.7	2614	11	34	NA	41.8	7.1	
19. Jim McMahon	1990-92 (3)	21	363	215	59.2	2581	13	13	75t	78.1	3.6	
20. Bobby Hoying	1996-98 (3)	16	449	242	53.9	2534	11	15	72t	64.8	3.3	

MOST ATTEMPTS, Career

PLAYER	ATT
1. Donovan McNabb	4,746
2. Ron Jaworski	3,918
3. Randall Cunningham	3,362
4. Norm Snead	2,236
5. Tommy Thompson	1,396
6. Roman Gabriel	1,185
7. Michael Vick	1,159
8. Bobby Thomason	1,113
9. Sonny Jurgensen	1,107
10. Norm Van Brocklin	998

MOST COMPLETIONS, Career

PLAYER	COMP
1. Donovan McNabb	2,801
2. Ron Jaworski	2,088
3. Randall Cunningham	1,874
4. Norm Snead	1,154
5. Tommy Thompson	723
6. Michael Vick	696
7. Roman Gabriel	661
8. Sonny Jurgensen	602
9. Bobby Thomason	556
10. Norm Van Brocklin	542

MOST TD PASSES, Career

PLAYER	TDs
1. Donovan McNabb	216
2. Ron Jaworski	175
3. Randall Cunningham	150
4. Norm Snead	111
5. Tommy Thompson	90
6. Sonny Jurgensen	76
7. Bobby Thomason	57
8. Norm Van Brocklin	55
9. Adrian Burk	55
10. Michael Vick	52

MOST INTs, Career

PLAYER	INTs
1. Ron Jaworski	151
2. Norm Snead	124
3. Randall Cunningham	105
4. Donovan McNabb	100
Tommy Thompson	100
6. Bobby Thomason	80
7. Adrian Burk	77
8. Sonny Jurgensen	73
9. Norm Van Brocklin	51
King Hill	51

BEST COMP. PCT., Career

PLAYER	COMP %
1. Michael Vick	60.1
2. Donovan McNabb	59.0
3. Ty Detmer	57.7
4. Rodney Peete	57.4
5. Roman Gabriel	55.8
6. Randall Cunningham	55.7
7. Sonny Jurgensen	54.4
8. Norm Van Brocklin	54.3
9. Ron Jaworski	53.3
10. Mike Boryla	52.5

MOST PASSING YARDS, SEASON

Player	Year	Att	Cmp	Pct	Yds	TDs	INTs	Lg	Rat	Pct	QB INT
1. Donovan McNabb	2008	571	345	60.4	3916	23	11	90t	86.4	1.9	
2. Donovan McNabb	2004	469	300	64.0	3875	31	8	80	104.7	1.7	
3. Randall Cunningham	1988	560	301	53.8	3808	24	16	80t	77.6	2.9	
4. Sonny Jurgensen	1961	416	235	56.5	3723	32	24	69	88.1	5.8	
5. Donovan McNabb	2009	443	267	60.3	3553	22	10	60t	92.9	2.3	
6. Ron Jaworski	1980	451	257	57.0	3529	27	12	56t	91.0	2.7	
7. Randall Cunningham	1990	465	271	58.3	3466	30	13	95t	91.6	2.8	
8. Ron Jaworski	1985	484	255	52.7	3450	17	20	99t	70.2	4.1	
9. Randall Cunningham	1989	532	290	54.5	3400	21	15	66t	75.5	2.8	
10. Norm Snead	1967	434	240	55.3	3399	29	24	87t	80.0	5.5	

Led NFL

Led Conference

MOST CONSECUTIVE COMPLETIONS

PLAYER	GAME(S)	COMP
1. Donovan McNabb	last 10, 11/28/2004 at NYG & first 14, 12/5/2004 vs. Packers	24*
2. Donovan McNabb	9/23/2007 vs. Lions	18
3. Donovan McNabb	9/21/2008 vs. Steelers	15**
4. Donovan McNabb	10/23/2005 vs. Chargers	14
5. Donovan McNabb	11/2/2008 at Seahawks	13
	last 12, 11/16/2003 vs. Giants & first 1, 11/23/2003 vs. Saints	13
Bobby Hoying	11/16/1997 at Ravens	13

* NFL Record

**Most consecutive pass completions to start a game

BEST QB RATING, Career

PLAYER	QB RATING
1. Michael Vick	87.8
2. Donovan McNabb	86.5
3. Sonny Jurgensen	79.1
4. Randall Cunningham	78.7
5. Ty Detmer	78.2
6. Norm Van Brocklin	75.7
7. Roman Gabriel	74.2
8. Ron Jaworski	74.0
9. Rodney Peete	69.8
10. Norm Snead	67.7

(min. 500 attempts)


All-Time Regular Season Passing



McNabb



Burk



Jurgensen



Cunningham

TOP SINGLE-GAME PASSING PERFORMANCES

MOST YARDS, Game

PLAYER	GAME	YARDS
1. Donovan McNabb	12/5/2004 vs. Packers	464
2. Donovan McNabb	11/15/2009 at Chargers	450
3. Randall Cunningham	9/17/1989 vs. at Redskins	447
4. Bobby Thomason	11/8/1953 vs. Giants	437
5. Sonny Jurgensen	10/29/1961 at Redskins	436
6. Sonny Jurgensen	12/16/1962 at StL Cardinals	419
7. Michael Vick	10/2/2011 vs. 49ers	416
8. Sonny Jurgensen	12/17/1961 at Lions	403
9. Randall Cunningham	10/2/1989 at Bears	401
10. Vince Young	11/27/2011 vs. Patriots	400

MOST ATTEMPTS, Game

PLAYER	GAME	ATT
1. Randall Cunningham	10/2/1989 at Bears	62
2. Davey O'Brien	12/1/1940 at Redskins	60
3. Donovan McNabb	11/16/2008 at Bengals	58
4. Sonny Jurgensen	9/23/1962 vs. Giants	57
5. Michael Vick	9/9/12 at Browns	56

MOST COMPLETIONS, Game

PLAYER	GAME	COMP
1. Donovan McNabb	11/15/2009 at Chargers	35
Donovan McNabb	10/23/2005 vs. Chargers	35
2. Randall Cunningham	9/17/1989 vs. at Redskins	34
3. Donovan McNabb	10/2/2005 at Chiefs	33
Sonny Jurgensen	9/23/1962 vs. Giants	33
Davey O'Brien	12/1/1940 at Redskins	33

MOST INTERCEPTIONS, Game

PLAYER	GAME	INTs
1. Pete Liske	9/26/1971 vs. Cowboys	6
Bobby Thomason	10/21/1956 vs. Chi. Cardinals	6

MOST TD PASSES, Game

PLAYER	GAME	TDs
1. Adrian Burk	10/17/1954 at Redskins	*7
2. Donovan McNabb	9/18/2005 vs. 49ers	5
Donovan McNabb	12/5/2004 vs. Packers	5
Randall Cunningham	9/17/1989 vs. at Redskins	5
Norm Snead	9/28/1969 vs. Steelers	5
Sonny Jurgensen	12/16/1962 at StL Cardinals	5
Sonny Jurgensen	11/26/1961 vs. Cowboys	5
Adrian Burk	11/28/1954 vs. Redskins	5

* NFL Record

LONGEST PASSING PLAYS

PLAYER (GAME)	YARDS
1. Ron Jaworski to Mike Quick (11/10/1985 vs. Falcons)	.99t*
2. Randall Cunningham to Fred Barnett (12/2/1990 at Bills)	.95t
3. Randall Cunningham to Herschel Walker (9/4/1994 at Giants)	.93
4. King Hill to Ben Hawkins (9/22/1968 vs. Giants)	.92t
5. Michael Vick to DeSean Jackson (12/12/10 at Cowboys)	.91t
Donovan McNabb to Terrell Owens (10/30/2005 at Broncos)	.91t
Norm Van Brocklin to T. McDonald (10/5/1958 vs. Giants)	.91t
8. Donovan McNabb to Hank Baskett (9/7/2008 vs. Rams)	.90t
Ron Jaworski to Mike Quick (10/28/1984 vs. StL Cardinals)	.90t
10. A.J. Feeley to Hank Baskett (12/31/2006 vs. Falcons)	.89t

* NFL Record

MOST ATTEMPTS, Season

PLAYER (YEAR)	ATT
1. Donovan McNabb (2008)	.571
2. Donovan McNabb (2000)	.569
3. Randall Cunningham (1988)	.560
4. Randall Cunningham (1989)	.532
5. Donovan McNabb (2001)	.493

MOST COMPLETIONS, Season

PLAYER (YEAR)	COMP
1. Donovan McNabb (2008)	.345
2. Donovan McNabb (2000)	.330
3. Randall Cunningham (1988)	.301
4. Donovan McNabb (2004)	.300
5. Donovan McNabb (2007)	.291

MOST TD PASSES, Season

PLAYER (YEAR)	TDs
1. Sonny Jurgensen (1961)	.32
2. Donovan McNabb (2004)	.31
3. Randall Cunningham (1990)	.30
4. Norm Snead (1967)	.29
5. Ron Jaworski (1980)	.27

MOST INTERCEPTIONS, Season

PLAYER (YEAR)	INTs
1. Sonny Jurgensen (1962)	.26
2. Norm Snead (1967)	.24
Sonny Jurgensen (1961)	.24
4. Norm Snead (1969)	.23
Adrian Burk (1951)	.23

BEST COMPLETION PCT., Season*

PLAYER (YEAR)	COMP %
1. Donovan McNabb (2004)	.64.0
2. Michael Vick (2010)	.62.6
3. Donovan McNabb (2007)	.61.5
4. Nick Foles (2012)	.60.8
5. Randall Cunningham (1992)	.60.7

BEST QB RATING, Season*

PLAYER (YEAR)	QB RATING
1. Donovan McNabb (2004)	.104.7
2. Michael Vick (2010)	.100.2
3. Donovan McNabb (2006)	.95.5
4. Donovan McNabb (2009)	.92.9
5. Randall Cunningham (1990)	.91.6

FEWEST INTERCEPTIONS, Season*

PLAYER (YEAR, ATTS.)	INTs
1. Nick Foles (2012, 265)	.5
Bubby Brister (1993, 309)	.5
3. Michael Vick (2010, 372)	.6
Donovan McNabb (2002, 361)	.6
Donovan McNabb (2006, 316)	.6

LOWEST INT PERCENTAGE, Season*

PLAYER (YEAR, INT-ATTS.)	INTs
1. Donovan McNabb (2007, 7-473)	.1.5
2. Michael Vick (2010, 6-372)	.1.6
3. Bubby Brister (1993, 5-309)	.1.6
4. Donovan McNabb (2002, 6-361)	.1.7
5. Donovan McNabb (2004, 8-469)	.1.7

*[min. 250 attempts]

All-Time Regular Season Rushing



Westbrook



Montgomery



Van Buren



Staley

ALL-TIME LEADING RUSHERS

Player	Years	Gm	Att	Yds	Avg	Lg	TDs
1. Wilbert Montgomery	1977-1984 (8)	100	1,465	6,538	4.5	90t	45
2. Brian Westbrook	2002-2009 (8)	107	1,308	5,995	4.6	71t	37
3. Steve Van Buren	1944-1951 (8)	83	1,320	5,860	4.4	70t	69
4. Duce Staley	1997-2003 (7)	98	1,200	4,807	4.0	64t	22
5. Randall Cunningham (QB)	1985-1995 (11)	122	677	4,482	6.6	52t	32
6. LeSean McCoy	2009-2012 (4)	58	835	3,866	4.6	66t	30
7. Ricky Watters	1995-1997 (3)	48	975	3,794	3.9	57	31
8. Timmy Brown	1960-1967 (8)	96	850	3,703	4.4	61t	29
9. Tom Woodeshick	1963-1971 (9)	111	831	3,563	4.3	57t	21
10. Donovan McNabb (QB)	1999-2009 (11)	148	573	3,249	5.7	54	28
11. Tom Sullivan	1972-1977 (6)	80	871	3,135	3.6	37	17
12. Clarence Peaks	1957-1963 (7)	83	786	2,927	3.7	57	19
13. Keith Byars	1986-1992 (7)	105	750	2,672	3.6	52	17
14. Billy Barnes	1957-1961 (5)	60	689	2,391	3.5	70t	20
15. Herschel Walker	1992-1994 (3)	48	554	2,344	4.2	91t	14
16. Anthony Toney (FB)	1986-1990 (5)	67	639	2,294	3.6	44	14
17. Charlie Garner	1994-1998 (5)	66	495	2,261	4.6	55t	17
18. Correll Buckhalter	2001-2008 (8)	74	476	2,155	4.5	64t	18
18. Heath Sherman	1989-1993 (5)	76	537	2,130	4.0	37	10
20. Frank Ziegler	1949-1953 (5)	57	519	1,926	3.7	52	11

MOST RUSHING YARDS, SEASON

Player	Year	Att	Yds	Avg	Lg	TDs
1. Wilbert Montgomery	1979	338	1,512	4.5	62t	9
2. Ricky Watters	1996	353	1,411	4.0	56t	13
3. Wilbert Montgomery	1981	286	1,402	4.9	41	8
4. Brian Westbrook	2007	278	1,333	4.8	36	7
5. LeSean McCoy	2011	273	1,309	4.8	60	17
6. Duce Staley	1999	325	1,273	3.9	29	4
Ricky Watters	1995	337	1,273	3.8	57	11
8. Wilbert Montgomery	1978	259	1,220	4.7	47	9
9. Brian Westbrook	2006	240	1,217	5.1	71t	7
10. Steve Van Buren	1949	263	1,146	4.4	41	11
11. Ricky Watters	1997	285	1,110	3.9	28	7
12. LeSean McCoy	2010	207	1,080	5.2	62	7
13. Herschel Walker	1992	267	1,070	4.0	38	8
14. Duce Staley	1998	258	1,065	4.1	64t	5
15. Duce Staley	2002	269	1,029	3.8	57	5
16. Earnest Jackson	1985	282	1,028	3.6	59	5
17. Steve Van Buren	1947	217	1,008	4.6	45	13

Led NFL

Led Conference

MOST ATTEMPTS, Career

PLAYER	ATT
1. Wilbert Montgomery	1,465
2. Steve Van Buren	1,320
3. Brian Westbrook	1,308
4. Duce Staley	1,200
5. Ricky Watters	975
6. Tom Sullivan	871
7. Timmy Brown	850
8. LeSean McCoy	835
9. Tom Woodeshick	831
10. Clarence Peaks	786

MOST TOUCHDOWNS, Career

PLAYER	TDs
1. Steve Van Buren	69
2. Wilbert Montgomery	45
3. Brian Westbrook	37
4. Randall Cunningham (QB)	32
5. Ricky Watters	31
6. LeSean McCoy	30
7. Timmy Brown	29
8. Donovan McNabb (QB)	28
9. Duce Staley	22
10. Tom Woodeshick	21

BEST RUSHING AVG., Career

PLAYER	AVG.
1. Randall Cunningham (QB)	6.62
2. Donovan McNabb (QB)	5.67
3. LeSean McCoy	4.63
4. Brian Westbrook	4.58
5. Charlie Garner	4.57
6. Correll Buckhalter	4.53
7. Wilbert Montgomery	4.46
8. Steve Van Buren	4.44
9. Timmy Brown	4.36
10. Tom Woodeshick	4.29
11. Herschel Walker	4.23

(min. 400 attempts)

LONGEST RUSHING PLAYS

PLAYER (GAME)	YARDS
1. Herschel Walker (11/27/94 at Falcons)	91t
2. Wilbert Montgomery (12/19/82 vs. Oilers)	90t
3. Brian Mitchell (10/1/00 vs. Falcons)	85t
4. Swede Hanson (9/16/34 at Packers)	81t
5. Leroy Harris (11/25/79 at Packers)	80
6. Bosh Pritchard (10/23/49 vs. Redskins)	77t
7. Herman Hunter (11/24/85 at Cowboys)	74t
8. Wilbert Montgomery (9/14/80 at Vikings)	72t
9. Brian Westbrook (9/24/06 at 49ers)	71t
John Brewer (10/4/52 vs. Giants)	71t

All-Time Regular Season Rushing




Staley



Van Buren



McCoy



Montgomery

TOP SINGLE-GAME RUSHING PERFORMANCES

MOST YARDS, Game

PLAYER	GAME	YARDS
1. Steve Van Buren	11/27/1949 vs. Steelers	205
2. Duce Staley	9/3/2000 at Cowboys	201
3. Wilbert Montgomery	11/4/1979 vs. Browns	197
4. Steve Van Buren	12/18/1949 at Rams	196
5. Wilbert Montgomery	1/11/1981 vs. Cowboys	194
6. Swede Hanson	11/6/1934 vs. Cin.Red	190
7. Timmy Brown	11/7/1965 at Browns	186
8. LeSean McCoy	10/30/2011 vs. Cowboys	185
9. Timmy Brown	11/28/1965 at Cardinals	180
10. Bryce Brown	11/26/2012 vs. Panthers	178

MOST ATTEMPTS, Game

PLAYER	GAME	ATT
1. Heath Sherman	10/6/1991 at Buccaneers	35
Heath Sherman	11/12/1990 vs. Redskins	35
Steve Van Buren	11/20/1949 vs. NY Bulldogs	35
4. Earnest Jackson	11/17/1985 at StL Cardinals	34
5. Brian Westbrook	12/7/2008 at Giants	33
Ricky Watters	12/10/1995 vs. Cowboys	33
Steve Van Buren	10/3/1949 at Lions	33

MOST TOUCHDOWNS, Game

PLAYER	GAME	TDs
1. LeSean McCoy	12/18/11 vs. Jets	3
LeSean McCoy	9/19/10 at Lions	3
Charlie Garner	10/8/1995 vs. Redskins	3
Wilbert Montgomery	12/19/1982 vs. Houston Oilers	3
Wilbert Montgomery	10/7/1979 vs. Redskins	3
Wilbert Montgomery	9/10/1978 at Redskins	3
Tom Sullivan	10/13/1974 vs. Giants	3
Clarence Peaks	11/16/1958 vs. Chi. Cardinals	3
Steve Van Buren	10/17/1948 at Redskins	3
Steve Van Buren	12/14/1947 vs. Packers	3
Steve Van Buren	12/9/1945 vs. Boston Yanks	3

MOST ATTEMPTS, Season

PLAYER (YEAR)	ATT
1. Ricky Watters (1996)	.353
2. Wilbert Montgomery (1979)	.338
3. Ricky Watters (1995)	.337
4. Duce Staley (1999)	.325
5. Wilbert Montgomery (1981)	.286


MOST TOUCHDOWNS, Season

PLAYER (YEAR)	TDs
1. LeSean McCoy (2011)	.17
2. Steve Van Buren (1945)	.15
3. Ricky Watters (1996)	.13
Steve Van Buren (1947)	.13
5. (three times) last by Ricky Watters (1995)	.11


CONSECUTIVE GAMES WITH RUSHING TD

PLAYER (YEAR)	TDs
1. Steve Van Buren (1947)	.8
2. Ricky Watters (1995)	.6
3. Steve Van Buren (1948), LeSean McCoy (2011)	.5
5. (many times) last by Michael Vick (2010)	.4


All-Time Regular Season Receiving




Retzlaff



Carmichael



Quick



Pihos

ALL-TIME LEADING RECEIVERS

Player	Years	Gm	Rec	Yds	Avg	Lg	TDs
1. Harold Carmichael	1971-1983 (13)	180	589	8,978	15.2	85t	79
2. Pete Retzlaff (TE)	1956-1966 (11)	132	452	7,412	16.4	84	47
3. Brian Westbrook (RB)	2002-2009 (8)	107	426	3,790	8.9	62	29
4. Pete Pihos (E)	1947-1955 (9)	107	373	5,619	15.1	66t	61
5. Keith Byars (RB)	1986-1992 (7)	105	371	3,532	9.5	60	13
6. Mike Quick	1982-1990 (9)	101	363	6,464	17.8	99t	61
7. Bobby Walston (WR/K)	1951-1962 (12)	148	311	5,363	17.2	75t	46
8. Fred Barnett	1990-1995 (6)	81	308	4,634	15.0	95t	28
9. Calvin Williams	1990-1996 (7)	93	295	3,840	13.0	80t	34
10. Tommy McDonald (FL)	1957-1963 (7)	88	287	5,499	19.2	91t	66
11. Brent Celek (TE)	2007-2012 (6)	95	280	3,473	12.4	73	20
12. Duce Staley (RB)	1997-2003 (7)	98	275	2,498	9.1	52t	10
13. DeSean Jackson	2008-2012 (5)	71	274	4,785	17.5	91t	23
14. Wilbert Montgomery (RB)	1977-1984 (8)	100	266	2,447	9.2	53t	12
15. Ben Hawkins (FL)	1966-1973 (8)	102	261	4,764	18.3	92t	32
16. Jason Avant	2006-2012 (7)	100	259	3,199	12.4	58	10
17. Jeremy Maclin	2009-2012 (4)	59	258	3,453	13.4	83t	26
18. John Spagnola (TE)	1979-1987 (8)	111	256	2,833	11.1	57	14
19. Keith Jackson (TE)	1988-1991 (4)	60	242	2,756	11.4	73t	20
20. L.J. Smith (TE)	2003-2008 (6)	86	231	2,525	10.9	65	18
Timmy Brown (B)	1960-1967 (8)	96	231	3,346	14.5	87t	26

MOST RECEIVING YARDS, Career

PLAYER	YARDS
1. Harold Carmichael	8,978
2. Pete Retzlaff (E)	7,412
3. Mike Quick	6,464
4. Pete Pihos (E)	5,619
5. Tommy McDonald (FL)	5,499
6. Bobby Walston (WR/K)	5,363
7. DeSean Jackson	4,785
8. Ben Hawkins (FL)	4,764
9. Fred Barnett	4,634
10. Calvin Williams	3,840
11. Brian Westbrook	3,790
12. Keith Byars	3,532
13. Harold Jackson	3,493
14. Brent Celek	3,473
15. Jeremy Maclin	3,453
16. Charlie Smith	3,349
17. Timmy Brown	3,346
18. Jason Avant	3,199
19. Irving Fryar	3,067
20. Jack Ferrante	2,884

MOST TOUCHDOWNS, Career

PLAYER	TDs
1. Harold Carmichael	79
2. Tommy McDonald (FL)	66
3. Pete Pihos (E)	61
Mike Quick	61
5. Pete Retzlaff (E)	47
6. Bobby Walston (WR/K)	46
7. Calvin Williams	34
8. Ben Hawkins (FL)	32
9. Jack Ferrante (E)	31
10. Brian Westbrook (RB)	29

MOST RECEIVING YARDS, Season

PLAYER (YEAR)	YARDS
1. Mike Quick (1983)	1,409
2. Irving Fryar (1997)	1,316
3. Ben Hawkins (1967)	1,265
4. Mike Quick (1985)	1,247
5. Terrell Owens (2004)	1,200
6. Irving Fryar (1996)	1,195
7. Pete Retzlaff (1965)	1,190
8. DeSean Jackson (2009)	1,156
9. Tommy McDonald (1962)	1,146
10. Tommy McDonald (1961)	1,144
11. Fred Barnett (1994)	1,127
12. Harold Carmichael (1973)	1,116
Harold Jackson (1969)	1,116
14. Kevin Curtis (2007)	1,110
15. Fred Barnett (1992)	1,083
16. Harold Carmichael (1978)	1,072
17. DeSean Jackson (2010)	1,056
18. Mike Quick (1984)	1,052
19. Pete Pihos (1953)	1,049
20. Harold Jackson (1972)	1,048
21. Harold Carmichael (1981)	1,028

MOST RECEPTIONS, SEASON

Player	Year	Rec	Yds	Avg	Lg	TDs
1. Brian Westbrook (RB)	2007	90	771	8.6	57t	5
2. Irving Fryar	1996	88	1,195	13.6	42	11
3. Irving Fryar	1997	86	1,316	15.3	72t	6
4. Keith Byars (RB)	1990	81	819	10.1	54	3
Keith Jackson (TE)	1988	81	869	10.7	41	6
6. LeSean McCoy (RB)	2010	78	592	7.6	40	2
Fred Barnett	1994	78	1,127	14.4	54	5
8. Kevin Curtis	2007	77	1,110	14.4	75t	6
Brian Westbrook (RB)	2006	77	699	9.1	52t	4
Terrell Owens	2004	77	1,200	15.6	59t	14
11. Brent Celek (TE)	2009	76	971	12.8	47t	8

Led NFL

Led Conference


All-Time Regular Season Receiving



D. Jackson



McDonald



Retzlaff



Fryar

TOP SINGLE-GAME RECEIVING PERFORMANCES

MOST YARDS, Game

PLAYER	GAME	YARDS
1. Tommy McDonald (FL)	12/10/1961 vs. Giants	237
2. Kevin Curtis (WR)	9/23/2007 vs. Lions	221
3. DeSean Jackson (WR)	12/12/2010 at Cowboys	210
4. Pete Retzlaff (E)	11/14/1965 vs. Redskins	204
5. Bud Grant (E)	12/7/1952 vs. Dallas Texans	203
6. Timmy Brown (B)	12/16/1962 at StL Cardinals	199
7. Ben Hawkins (FL)	10/22/1967 at StL Cardinals	197
8. Harold Jackson (WR)	10/11/1970 at Giants	194
9. Fred Barnett (WR)	9/13/1992 at Pho. Cardinals	193
10. Fred Barnett (WR)	10/24/1994 vs. Houston Oilers	187
Harold Carmichael (WR)	10/14/1973 at StL Cardinals	187
Ben Hawkins (FL)	10/1/1967 vs. Steelers	187
Tommy McDonald (FL)	10/1/1961 vs. StL Cardinals	187

MOST RECEPTIONS, Game

PLAYER	GAME	REC
1. Brian Westbrook (RB)	11/4/2007 vs. Cowboys	14
Don Looney (E)	12/1/1940 at Redskins	14
3. Jeremy Maclin (WR)	9/18/11 at Falcons	13
4. LeSean McCoy (RB)	10/3/2010 vs. Redskins	12
Brian Westbrook (RB)	11/19/2006 vs. Titans	12
Keith Byars (RB)	9/30/1990 vs. Ind. Colts	12
Keith Jackson (TE)	11/19/1989 vs. Vikings	12
Keith Jackson (TE)	9/17/1989 at Redskins	12
John Spagnola (TE)	10/6/1985 at Saints	12
Harold Carmichael (WR)	10/14/1973 at Cardinals	12

MOST TOUCHDOWNS, Game

PLAYER	GAME	TDs
1. Irving Fryar	10/20/1996 vs. Dolphins	4
Ben Hawkins (FL)	9/28/1969 vs. Steelers	4
3. (22 times) last by Kevin Curtis	9/23/2007 vs. Lions	3

MOST TOUCHDOWNS, Season

PLAYER (YEAR)	TDs
1. Terrell Owens (2004)	14
2. Mike Quick (1983)	13
Tommy McDonald (1961)	13
Tommy McDonald (1960)	13
5. (seven times) last by Irving Fryar (1996)	11

CONSECUTIVE GAMES WITH REC. TD

PLAYER (YEAR)	GAMES
1. Mike Quick (1985)	6
Pete Pihos (1947-48)	6
3. (five times) last by DeSean Jackson (2009)	5


MOST 100-YD RECEIVING GAMES, Season

PLAYER (YEAR)	GAMES
1. Terrell Owens (2004)	7
2. Irving Fryar (1997)	6
Mike Quick (1983)	6
4. (eight times) last by DeSean Jackson (2009)	5

CONSECUTIVE 100-YD RECEIVING GAMES

PLAYER (YEAR)	GAMES
1. Terrell Owens (2004)	5
Harold Jackson (last 3 in 1971, first 2 in 1972)	5
3. Mike Quick (1983)	4
4. (seven times) last by Irving Fryar (1996)	3


All-Time Regular Season Scrimmage Yards




Carmichael



Westbrook



Brown



Montgomery

ALL-TIME LEADERS IN TOTAL YARDS FROM SCRIMMAGE

Player	Years	Gm	Touches	Yds	Avg	Yds/G	TDs
1. Brian Westbrook (RB)	2002-2009 (8)	107	1,734	9,785	5.6	91.4	66
2. Harold Carmichael (WR)	1971-1983 (13)	180	598	9,042	15.1	50.2	79
3. Wilbert Montgomery (RB)	1977-1984 (8)	100	1,731	8,985	5.2	89.9	57
4. Pete Retzlaff (E)	1956-1966 (11)	132	458	7,408	16.2	56.1	47
5. Duce Staley (RB)	1997-2003 (7)	98	1,475	7,305	5.0	74.5	32
6. Timmy Brown (RB)	1960-1967 (8)	96	1,081	7,049	6.5	73.4	55
7. Mike Quick (WR)	1982-1990 (9)	101	364	6,459	17.7	64.0	61
8. Steve Van Buren (B)	1944-1951 (8)	83	1,365	6,383	4.7	76.9	72
9. Keith Byars (RB)	1986-1992 (7)	105	1,121	6,204	5.5	59.1	30
10. Pete Pihos (E)	1947-1955 (9)	107	382	5,615	14.7	52.5	61
11. Tommy McDonald (FL)	1957-1963 (7)	88	304	5,521	18.2	62.7	66
12. LeSean McCoy (RB)	2009-2012 (4)	58	1,055	5,454	5.2	94.0	38
13. Bobby Walston (WR/K)	1951-1962 (12)	148	315	5,375	17.1	36.3	46
14. DeSean Jackson (WR)	2008-2012 (5)	71	328	5,156	15.7	72.6	26
15. Ricky Watters (RB)	1995-1997 (3)	48	1,136	5,112	4.5	106.5	32
16. Ben Hawkins (FL)	1966-1973 (8)	102	271	4,772	17.6	46.8	32
17. Tom Woodeshick (B)	1963-1971 (9)	111	956	4,736	5.0	42.7	27
18. Fred Barnett (WR)	1990-1995 (6)	81	312	4,632	14.8	57.2	28
19. Clarence Peaks (B)	1957-1963 (7)	83	961	4,585	4.8	55.2	22
20. Randall Cunningham (QB)	1985-1995 (11)	122	678	4,479	6.6	36.7	32

MOST TOUCHES, Career

PLAYER	TOUCHES
1. Brian Westbrook	1,734
2. Wilbert Montgomery	1,731
3. Duce Staley	1,475
4. Steve Van Buren	1,365
5. Ricky Watters	1,136
6. Keith Byars	1,121
7. Timmy Brown	1,081
8. LeSean McCoy	1,055
9. Tom Sullivan	1,032
10. Clarence Peaks	961

BEST YARDS/TOUCH, Career

PLAYER	AVG.
1. Timmy Brown	6.52
2. Brian Westbrook	5.64
3. Keith Byars	5.53
4. Wilbert Montgomery	5.19
5. LeSean McCoy	5.17
6. Tom Woodeshick	4.95
7. Duce Staley	4.95
8. Clarence Peaks	4.77
9. Steve Van Buren	4.68
10. Billy Barnes	4.53

(min. 750 touches)

MOST TOUCHES, Season

PLAYER (YEAR)	TOUCHES
1. Ricky Watters (1996)	404
2. Ricky Watters (1995)	399
3. Wilbert Montgomery (1979)	379
4. Brian Westbrook (2007)	368
5. Duce Staley (1999)	366

BEST YARDS/TOUCH, Season

PLAYER (YEAR)	AVG.
1. Timmy Brown (1965)	7.42
2. Timmy Brown (1962)	7.38
3. Herschel Walker (1994)	6.31
4. Steve Van Buren (1945)	6.24
5. Brian Westbrook (2003)	6.14
6. Keith Byars (1991)	6.07

(min. 150 touches)

MOST TOTAL YARDS FROM SCRIMMAGE, SEASON

Player	Year	Touches	Yards	Avg	Yds/Gm	TDs
1. Brian Westbrook	2007	368	2,104	5.7	140.3	12
2. Wilbert Montgomery	1979	379	2,006	5.3	125.4	14
3. Wilbert Montgomery	1981	335	1,923	5.7	128.2	10
4. Brian Westbrook	2006	317	1,916	6.0	127.7	11
5. Ricky Watters	1996	404	1,855	4.6	115.9	13
6. Ricky Watters	1995	399	1,707	4.3	106.7	12
7. LeSean McCoy	2010	285	1,672	5.9	111.5	9
8. LeSean McCoy	2011	321	1,624	5.1	108.3	20
9. Duce Staley	2002	320	1,570	4.9	98.1	8
10. Duce Staley	1999	366	1,567	4.3	97.9	6

TOP SINGLE-GAME SCRIMMAGE YARD TOTALS

MOST YARDS, Game

PLAYER	GAME	YARDS
1. Duce Staley	9/3/2000 at Cowboys	262
2. Timmy Brown	12/16/1962 at Cardinals	249
3. Tommy McDonald	12/10/1961 vs. Giants	237
Wilbert Montgomery	11/4/1979 vs. Browns	237
5. Duce Staley	11/11/2001 vs. Vikings	231

MOST TOUCHES, Game

PLAYER	GAME	TOUCHES
1. Brian Westbrook	12/7/2008 at Giants	39
Heath Sherman	11/12/1990 vs. Redskins	39
Ricky Watters	12/10/1995 vs. Cowboys	39
4. Heath Sherman	10/6/1991 at Buccaneers	37
5. Ricky Watters	10/8/1995 vs. Redskins (ot)	36

All-Time Regular Season Interceptions



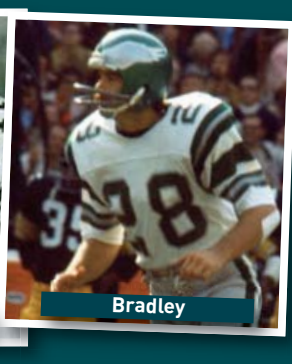
Allen



Dawkins



Edwards



Bradley

ALL-TIME INTERCEPTION LEADERS

Player	Years	INTs	Yds	Avg	Lg	TDs
1. Brian Dawkins	1996-2008 (13)	34	515	15.1	67t	2
Bill Bradley	1969-76 (8)	34	536	15.8	56t	1
Eric Allen	1988-94 (7)	34	482	14.2	94t	5
4. Herman Edwards	1977-85 (9)	33	98	3.0	25	1
5. Wes Hopkins	1983-93 (10)	30	241	8.0	33	1
6. Don Burroughs	1960-64 (5)	29	351	12.1	46	0
7. Troy Vincent	1996-2003 (8)	28	341	12.2	90t	1
8. Joe Scarpati	1964-69 (6)	24	402	16.8	67t	3
Ernie Steele	1942-48 (6)	24	404	16.8	62	0
10. Asante Samuel	2008-11 (4)	23	304	13.2	50t	2
Randy Logan	1973-83 (11)	23	293	12.7	45	0
Roynell Young	1980-88 (9)	23	106	4.6	33	0

MOST INTERCEPTIONS, SEASON

Player	Year	INTs	Yds	Avg	Lg	TDs
1. Bill Bradley	1971	11	248	22.5	51	0
2. Asante Samuel	2009	9	117	13.0	37	0
Bill Bradley	1972	9	73	8.1	21	0
Don Burroughs	1960	9	124	13.8	46	0
Ed "Bibbles" Bawel	1955	9	168	18.7	42t	2
6. Eric Allen	1989	8	38	4.8	18	0
Terry Hoage	1988	8	116	14.5	38	0
Joe Scarpati	1966	8	182	22.8	32	0
Bob Hudson	1954	8	89	11.1	32	0
Tom Brookshier	1953	8	41	5.1	22	0
Ed "Bibbles" Bawel	1952	8	121	15.1	35	0
Joe Sutton	1950	8	67	8.4	32	0

Led NFL

Led Conference

TOP SINGLE-GAME INT PERFORMANCES

MOST INTERCEPTIONS, Game

PLAYER	GAME	INTS
1. Russ Craft	9/24/1950 at Chi. Cardinals	*4
2. Kurt Coleman	10/16/11 at Redskins	3
Joe Scarpati	10/23/1966 at Giants	3
Jim Nettles	12/12/1965 at Steelers	3
Nate Ramsey	11/28/1965 at StL Cardinals	3
Don Burroughs	12/3/1961 at Steelers	3
Chuck Weber	9/30/1960 at Cowboys	3
Joe Sutton	9/24/1950 at Chi. Cardinals	3
Gil Steinke	11/10/1946 at Giants	3
Roy Zimmerman	12/9/1945 vs. Boston Yanks	3
Roy Zimmerman	12/10/1944 vs. Cleveland Rams	3

MOST INTERCEPTION RETURN YARDS, Game

PLAYER	GAME	YDS
1. Frank LeMaster	12/21/1975 at Redskins	114
2. Lito Sheppard	10/8/2006 vs. Cowboys	102
3. Lito Sheppard	11/15/2004 at Cowboys	101
4. Jerry Norton	10/5/1957 vs. Giants	99
5. Eric Allen	10/3/1993 at Jets	94
Irv Cross	10/25/1964 at Steelers	94

MOST INTERCEPTIONS RETURNED FOR TD, Game

PLAYER	GAME	TDs
1. Eric Allen	12/26/1993 vs. Saints	2

MOST INT RETURN YDS, Career

PLAYER	YARDS
1. Bill Bradley	536
2. Brian Dawkins	515
3. Eric Allen	482
4. Lito Sheppard	460
5. Ernie Steele	404
6. Joe Scarpati	402

MOST INTs RETURNED FOR TD, Career

PLAYER	TDs
1. Eric Allen	5
2. Sheldon Brown	3
Lito Sheppard	3
Joe Scarpati	3
4. by 11 players, last by Asante Samuel	2

MOST INT RETURN YDS, Season

PLAYER (YEAR)	YARDS
1. Bill Bradley (11, 1971)	248
2. Eric Allen (6, 1993)	201
3. Joe Scarpati (8, 1966)	182
4. Lito Sheppard (5, 2004)	172
5. Ed Bawel (9, 1955)	168

MOST INTs RETURNED FOR TD, Season

PLAYER (YEAR)	TDs
1. Eric Allen (1993)	*4
2. Lito Sheppard (2004)	2
Seth Joyner (1992)	2
Ed Bawel (1955)	2

* NFL record


MOST INTs BY A NON-DB, Season

PLAYER (YEAR)	INTS
1. William Thomas, LB (1995)	7

LONGEST INTERCEPTION RETURNS

PLAYER (GAME)	YARDS
1. James Willis intercepted pass 4 yds. deep in the end zone and returned it 14 yds. before laterally to Troy Vincent, who ran 90 yds. (11/3/1996 at Cowboys - QB Troy Aikman)	104t
2. Lito Sheppard (10/8/2006 vs. Cowboys - QB Drew Bledsoe)	102t
3. Lito Sheppard (11/15/2004 at Cowboys - QB V. Testaverde)	101t
4. Jerry Norton (10/5/1957 vs. Giants - QB Charlie Conerly, deflected off goal post)	99t
5. Eric Allen (10/3/1993 at Jets - QB Boomer Esiason)	94t
Irv Cross (10/25/1964 at Steelers - QB Terry Nofsinger)	94t
7. Jack Hinkle (10/9/1943 vs. Giants - QB Tuffy Leemans)	91

All-Time Regular Season Sacks



Simmons



White



Cole



Douglas

ALL-TIME LEADERS IN SACKS

PLAYER	YEARS	SACKS
1. Reggie White (DE)	1985-92	124.0
2. Clyde Simmons (DE)	1986-93	76.0
3. Trent Cole (DE)	2005-12	71.0
4. Hugh Douglas (DE)	1998-2002, 2004	54.5
5. Greg Brown (DE)	1982-86	50.5
6. Andy Harmon (DT)	1991-97	39.5
7. Seth Joyner (LB)	1986-93	37.0
8. William Fuller (DE)	1994-96	35.5
9. Dennis Harrison (DE)	1978-84	34.0
10. William Thomas (LB)	1991-99	33.0
11. Ken Clarke (DT)	1982-87	32.5
12. Corey Simon (DT)	2000-04	32.0
13. Juqua Parker (DE)	2005-11	31.5
Mike Mamula (DE)	1995-2000	31.5
15. Jerome Brown (DT)	1987-91	29.5
16. Darwin Walker (DT)	2000-06	27.5
17. Jason Babin (DE)	2009, 2011-12	26.0
18. Darren Howard (DE)	2006-09	22.5
19. Jevon Kearse (DE)	2004-07	22.0
20. Brian Dawkins (FS)	1996-2008	21.0

Note: includes only figures since 1982, when sacks first became an official NFL statistic

MOST SACKS, SEASON

PLAYER	YEAR	SACKS
1. Reggie White	1987	21.0
2. Clyde Simmons	1992	19.0
3. Jason Babin	2011	18.0
Reggie White	1988	18.0
Reggie White	1986	18.0
6. Greg Brown	1984	16.0
7. Clyde Simmons	1989	15.5
Hugh Douglas	2000	15.0
Reggie White	1991	15.0
10. Reggie White	1992	14.0
Reggie White	1990	14.0

MOST SACKS, GAME

PLAYER	GAME	SACKS
1. Hugh Douglas	10/18/1998 at Chargers	4.5
Clyde Simmons	9/15/1991 at Cowboys	4.5
3. Reggie White	9/25/1988 at Vikings	4.0
Reggie White	11/30/1986 at LA Raiders	4.0
Reggie White	11/2/1986 at StL Cardinals	4.0
Garry Cobb	10/5/1986 at Falcons	4.0
Greg Brown	12/16/1984 at Falcons	4.0

MOST CONSECUTIVE GAMES WITH A SACK

PLAYER	YEAR	GAMES
1. Reggie White (last 4 games in 1986 and first 4 in '87)		8
2. Reggie White (last 7 games in 1987 and first in '88)		8
3. Dennis Harrison	1982	7
William Fuller	1994	7
5. Clyde Simmons	1992	6

LONGEST FUMBLE RETURN FOR A TD

PLAYER	GAME	YARDS
1. Mike Patterson	9/24/2006 at 49ers	98t
2. Joselio Hanson	12/28/2008 vs. Cowboys	96t
Joe Lavender	9/23/1974 vs. Cowboys	96t
4. Joe Carter	9/25/1938 vs. NY Giants	92t
5. Bob Pylman	9/25/1938 vs. NY Giants	88t
6. Will Wynn	12/1/1974 vs. Packers	87t
7. Sheldon Brown	10/9/2005 at Cowboys	80t
8. Chris Clemons	12/28/2008 vs. Cowboys	73t
9. Reggie White	9/13/1987 at Redskins	70t
10. Ted Schmitt	10/15/1939 at NY Giants	63t

MOST FUMBLE RETURNS FOR TD, CAREER

PLAYER	YEARS	TDs
1. Seth Joyner	1986-93	3
2. Juqua Parker	2005-11	2
Sheldon Brown	2002-09	2
Kevin Curtis	2007-09	2
Greg Brown	1981-84	2
Clyde Simmons	1986-90	2
William Thomas	1991-97	2
Reggie White	1985-92	2
Will Wynn	1973-76	2

BLOCKED PUNTS RETURNED FOR TD

PLAYER	TDs
1. Seven times, last Ken Rose (11/22/1992 at Giants) (3 yards)	1

BLOCKED FIELD GOALS RETURNED FOR TD

PLAYER	TDs
1. Matt Ware (10/23/2005 vs. Chargers) (65 yards)	1

LONGEST RETURN AFTER MISSED FIELD GOAL

PLAYER	GAME	YARDS
1. Al Nelson	9/26/1971 vs. Cowboys	101t
2. Al Nelson	12/11/1966 vs. Browns	100t
3. Timmy Brown	9/16/1962 vs. StL Cardinals	99

All-Time Regular Season Punting



Landeta



Muha



Rocca



Burk

ALL-TIME LEADING PUNTERS (min. 100 punts)

Player	Years	Punts	Yds	Avg	Net	In20	Lg	Blk
1. Joe Muha	1946-1950(5)	179	7,688	42.95	NA	NA	82	2
2. Sav Rocca	2007-2010 (4)	299	12,817	42.87	37.6	102	65	1
3. Sean Landeta	1999-2002,2005 (5)	376	16,092	42.80	35.9	96	64	1
4. King Hill	1961-1968(8)	254	10,765	42.38	NA	NA	80	0
5. Tom Hutton	1995-1998(4)	349	14,788	42.37	34.6	77	63	3
6. Norm Van Brocklin	1958-1960(3)	167	7,073	42.35	NA	NA	70	2
7. Mike Horan	1984-1985(2)	183	7,657	41.84	34.9	41	75	0
8. Dirk Johnson	2003-2006(4)	268	11,180	41.72	36.0	79	62	0
9. Tom McNeill	1971-1973(3)	126	5,234	41.54	NA	NA	66	1
10. Jeff Feagles	1990-1993(3)	324	13,448	41.51	35.4	106	77	3

BEST PUNTING AVERAGE, SEASON (min. 40 punts)

Name	Years	Punts	Yds	Avg	Net	In20	Lg	Blk
1. Joe Muha	1948	57	2,694	47.26	NA	NA	82	0
2. Mat McBriar	2012	55	2,560	46.55	36.5	13	66	1
3. Sav Rocca	2010	73	3,195	43.77	39.0	28	63	0
4. King Hill	1961	55	2,403	43.69	NA	NA	64	0
5. Len Barnum	1941	41	1,788	43.61	NA	NA	68	0
6. Sean Landeta	2001	97	4,221	43.52	36.4	26	64	0
7. Joe Muha	1947	53	2,303	43.45	NA	NA	75	0
8. Tom Hutton	1995	85	3,682	43.32	33.7	20	63	1
9. Sav Rocca	2008	77	3,334	43.30	37.9	24	65	1
10. Norm Van Brocklin	1960	60	2,585	43.08	NA	NA	70	0
11. King Hill	1963	69	2,972	43.07	NA	NA	62	0

Led NFL

Led Conference

TOP SINGLE-GAME PUNTING PERFORMANCES

MOST PUNTS, Game

PLAYER	GAME	PUNTS
1. John Teltschik	12/6/1987 at NY Giants	15
2. Adrian Burk	12/12/1954 vs. Giants	12
Adrian Burk	11/2/1952 at Packers	12
Len Barnum	10/4/1942 vs. Redskins	12
Emmett Mortell	10/10/1937 at Redskins	12
6. 3 times, last by Mike Horan	9/8/1985 at NY Giants	11

BEST PUNTING AVERAGE, Game (min. 4 punts)

PLAYER	GAME	AVG.
1. Mat McBriar	10/14/12 vs. Lions	56.6
2. Chas Henry	9/9/2012 at Browns	55.0
3. Len Barnum	9/13/1942 at Steelers	53.5
Len Barnum	9/20/1942 at Browns	53.5
5. Frank Reagan	10/7/1950 vs. LA Rams	53.3

MOST PUNTS, Career

PLAYER	PUNTS
1. Adrian Burk	393
2. Sean Landeta	376
3. Tom Hutton	349
4. John Teltschik	345
5. Max Runager	332

MOST PUNTS INSIDE 20, Career

PLAYER	IN20
1. Jeff Feagles	106
2. Sav Rocca	102
3. Sean Landeta	96
4. Dirk Johnson	79
5. Tom Hutton	77

* Inside-the-20 became official stat in 1976

MOST PUNTS, Season

PLAYER (YEAR)	PUNTS
1. John Teltschik (1986)	108
2. Sean Landeta (1999)	107
3. Tom Hutton (1998)	104
4. John Teltschik (1988)	98
5. Sean Landeta (2001)	97

MOST PUNTS INSIDE 20, Season


PLAYER (YEAR)	IN20
1. Jeff Feagles (1993)	31
2. Jeff Feagles (1991)	29
3. Sav Rocca (2010)	28
John Teltschik (1988)	28
5. Dirk Johnson (2003)	27

* Inside-the-20 became official stat in 1976

LONGEST PUNTS

PLAYER (GAME)	YARDS
1. Randall Cunningham (12/3/1989 at Giants)	.91
2. Joe Muha (10/10/1948 vs. Giants)	.82
3. Randall Cunningham (10/16/1994 at Cowboys)	.80
King Hill (11/11/1962 vs. Packers)	.80
5. Jeff Feagles (9/15/1991 at Cowboys)	.77


All-Time Regular Season Punt Returns



Henry



Jackson



Van Buren



Westbrook

ALL-TIME LEADING PUNT RETURNERS (min. 20 returns)

Player	Years	PR	FC	Yds	Avg	Lg	TDs
1. Ernie Steele	1942-48 (6)	44	NA	737	16.75	80t	1
2. Steve Van Buren	1944-51 (8)	34	NA	473	13.91	55t	2
3. Pat McHugh	1947-51 (5)	31	NA	402	12.97	69t	1
4. Brian Westbrook	2002-09 (8)	39	21	498	12.77	84t	2
5. Brian Mitchell	2000-02 (3)	117	66	1,369	11.70	76t	2
6. Frank Reagan	1949-51 (3)	27	NA	304	11.26	42	1
7. Damaris Johnson	2012 (1)	26	23	291	11.19	98t	1
8. Bosh Pritchard	1942, 1947-51 (6)	91	NA	975	10.71	55t	1
9. Vai Sikahema	1992-93 (2)	73	30	778	10.66	87t	1
10. DeSean Jackson	2008-12 (5)	117	51	1,223	10.45	85t	4
11. Larry Marshall	1974-77 (4)	104	16	1,086	10.44	48	0

BEST PUNT RETURN AVERAGE, SEASON (min. 15 returns)

Player	Year	PR	FC	Yds	Avg	Lg	TDs
1. Steve Van Buren	1944	15	NA	230	15.33	55	1
2. Brian Westbrook	2003	20	16	306	15.30	84t	2
3. DeSean Jackson	2009	29	15	441	15.21	85t	2
4. Alvin Haymond	1968	15	6	201	13.40	54t	1
5. Reno Mahe	2005	21	9	269	12.81	44	0
6. Kelvin Martin	1995	17	10	214	12.59	38	0
7. Frank Reagan	1949	21	NA	266	12.67	42	1
8. Vai Sikahema	1992	40	10	503	12.58	87t	1
9. Brian Mitchell	2002	46	11	567	12.32	76t	1
10. Pat McHugh	1948	18	NA	220	12.22	55	0

Led NFL

Led Conference

TOP SINGLE-GAME PUNT RETURN PERFORMANCES

MOST PUNT RETURN YARDS, Game

PLAYER	GAME	YARDS
1. Alvin Haymond	10/6/1968 at Redskins	140
2. Vai Sikahema	11/22/1992 at NY Giants	111
3. Reno Mahe	12/5/2005 vs. Seahawks	108
4. DeSean Jackson	9/13/2009 at Panthers	106
Ernie Steele	10/25/42 at Bears	106

MOST PUNT RETURNS, Game

PLAYER	GAME	PR
1. Larry Marshall	9/18/1977 vs Buccaneers	9
2. DeSean Jackson	9/7/2008 vs. Rams	8
Evan Cooper	10/26/1986 vs. Chargers	8
Vai Sikahema	12/13/1992 at Seahawks	8
5. (7 times) last by Reno Mahe	12/5/2005 vs. Seahawks	7

BEST PUNT RETURN AVERAGE, Game (min. 3 punt returns)

PLAYER	GAME	AVG.
1. Brian Mitchell	11/25/2002 at 49ers	33.0
2. Clyde Scott	10/30/1949 at Steelers	28.3
3. Billy Wells	10/5/1958 vs. NY Giants	28.0
4. Alvin Haymond	10/6/1968 at Redskins	28.0
5. Vai Sikahema	11/22/1992 at NY Giants	27.8

MOST PUNT RETURNS, Career

PLAYER	RETURNS
1. Wally Henry	148
2. DeSean Jackson	117
Brian Mitchell	117
John Sciarra	117
5. Bill Bradley	111

MOST PUNT RETURN YARDS, Career

PLAYER	YARDS
1. Brian Mitchell	1,369
2. Wally Henry	1,231
3. DeSean Jackson	1,223
4. Larry Marshall	1,086
5. Bosh Pritchard	975

MOST PUNT RETURNS TDs, Career

PLAYER	TDs
1. DeSean Jackson	4
2. Brian Westbrook	2
Brian Mitchell	2
Steve Van Buren	2

MOST PUNT RETURNS, Season

PLAYER (YEAR)	RETURNS
1. Wally Henry (1981)	54
2. Rod Harris (1991)	53
3. DeSean Jackson (2008)	50
4. Brian Mitchell (2002)	46
Larry Marshall (1977)	46

MOST PUNT RETURN YARDS, Season

PLAYER (YEAR)	YARDS
1. Brian Mitchell (2002)	567
2. Vai Sikahema (1992)	503
3. Larry Marshall (1977)	489
4. Brian Mitchell (2001)	467
5. DeSean Jackson (2009)	441


MOST PUNT RETURNS TDs, Season

PLAYER (YEAR)	TDs
1. DeSean Jackson (2009)	2
Brian Westbrook (2003)	2


LONGEST PUNT RETURNS

PLAYER (GAME)	YARDS
1. Damaris Johnson (12/2/2012 at Cowboys)	98t
2. Vai Sikahema (11/22/1992 at Giants)	87t
3. DeSean Jackson (9/13/2009 at Panthers)	85t
4. Brian Westbrook (10/19/2003 at Giants)	84t
5. Brian Westbrook (12/21/2003 vs. 49ers)	81t
Tommy McDonald (10/4/1959 vs. Giants)	81t
7. Ernie Steele (10/25/1942 at Bears)	(lateral) 80t
8. Brian Mitchell (11/25/2002 at 49ers)	76t
Gregg Garrity (11/30/1986 at LA Raiders)	76t


All-Time Regular Season Kickoff Returns



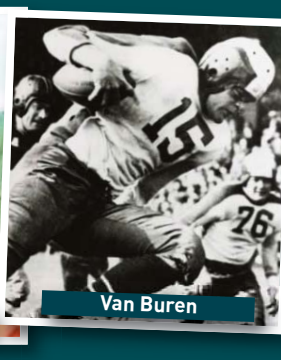
Nelson



Brown



Cross



Van Buren

ALL-TIME LEADING KICKOFF RETURNERS (min. 25 returns)

Player	Years	KOR	Yds	Avg	Lg	TDs
1. Steve Van Buren	1944-51 (8)	76	2,030	26.71	98t	3
2. Irv Cross	1961-69 (6)	28	745	26.61	74	0
3. Timmy Brown	1960-67 (8)	169	4,483	26.53	105t	5
4. Al Nelson	1965-73 (9)	101	2,625	25.99	78	0
5. Wilbert Montgomery	1977-84 (8)	32	814	25.44	99t	1
6. Quintin Demps	2008-09 (2)	58	1,469	25.33	100t	1
7. Brian Mitchell	2000-02 (3)	131	3,311	25.27	94t	2
8. Allen Rossum	1998-99 (2)	98	2,427	24.77	89t	1
9. Billy Walik	1970-72 (3)	67	1,640	24.48	82	0
10. Alvin Haymond	1968 (1)	28	677	24.18	98t	1

BEST KICKOFF RETURN AVERAGE, SEASON (min. 1.25 ret/gm)

Player	Year	KOR	Yds	Avg	Lg	TDs
1. Al Nelson	1972	25	728	29.12	78	0
2. Steve Van Buren	1945	13	373	28.69	98t	1
3. Timmy Brown	1963	33	945	28.64	100t	1
4. Timmy Brown	1966	20	562	28.10	93t	2
5. Timmy Brown	1961	29	811	27.97	105t	1
6. Timmy Brown	1962	30	831	27.70	99t	1
7. Hershel Walker	1994	21	581	27.67	94t	1
8. Don Stevens	1952	16	433	27.06	51	0
9. Brian Mitchell	2002	43	1,162	27.02	57	0
10. Wilbert Montgomery	1977	23	619	26.91	99t	1

Led NFL

Led Conference

TOP SINGLE-GAME KICKOFF RETURN PERFORMANCES

MOST KICKOFF RETURN YARDS, Game

PLAYER	GAME	YARDS
1. Derrick Witherspoon	11/24/1996 at Arz. Cardinals	253
2. Timmy Brown	11/6/1966 vs. Cowboys	247
3. Allen Rossum	11/14/1999 vs. Redskins	222
4. Quintin Demps	11/9/2008 vs. Giants	220
5. Duce Staley	11/30/1997 vs. Bengals	195

MOST KICKOFF RETURNS, Game

PLAYER	GAME	KOR
1. Quintin Demps	11/9/2008 vs. Giants	8
Allen Rossum	11/21/1999 vs. Ind. Colts	8
Derrick Witherspoon	11/24/1996 at Arz. Cardinals	8
4. [5 times] last by Ellis Hobbs	9/20/2009 vs. Saints	7

BEST KICKOFF RETURN AVERAGE, Game (min. 3 kickoff returns)

PLAYER	GAME	AVG.
1. Timmy Brown	9/22/1963 vs. Cardinals	59.0
2. Alvin Haymond	9/22/1968 vs. NY Giants	51.0
3. Timmy Brown	11/6/1966 vs. Cowboys	49.4
4. Derrick Witherspoon	9/22/1996 at Falcons	48.0
5. Allen Rossum	11/14/1999 vs. Redskins	44.4

MOST KICKOFF RETURNS FOR A TD, Game

PLAYER	GAME	TD
1. Timmy Brown	11/6/1966, 93 & 90 yards vs. Cowboys	2*

* NFL Record

MOST KICKOFF RETURNS, Career

PLAYER	RETURNS
1. Timmy Brown	169
2. Brian Mitchell	131
3. Al Nelson	101
4. Allen Rossum	98
5. Larry Marshall	88

MOST KICKOFF RETURN YARDS, Career

PLAYER	YARDS
1. Timmy Brown	4,483
2. Brian Mitchell	3,311
3. Al Nelson	2,625
4. Allen Rossum	2,427
5. Larry Marshall	2,075

MOST KICKOFF RETURNS TDs, Career

PLAYER	TDs
1. Timmy Brown	5
2. Derrick Witherspoon	3
Steve Van Buren	3
4. Brian Mitchell	2

MOST KICKOFF RETURNS, Season

PLAYER (YEAR)	RETURNS
1. Allen Rossum (1999)	54
2. Derrick Witherspoon (1996)	53
3. Quintin Demps (2008)	52
4. Herman Hunter (1985)	48
5. Brian Mitchell (2000)	47
Duce Staley (1997)	47

MOST KICKOFF RETURN YARDS, Season

PLAYER (YEAR)	YARDS
1. Allen Rossum (1999)	1,347
2. Quintin Demps (2008)	1,314
3. Derrick Witherspoon (1996)	1,271
4. Brian Mitchell (2002)	1,162
5. Duce Staley (1997)	1,139


MOST KICKOFF RETURNS TDs, Season

PLAYER (YEAR)	TDs
1. Derrick Witherspoon (1996)	2
Timmy Brown (1966)	2

LONGEST KICKOFF RETURNS

PLAYER (GAME)	YARDS
1. Timmy Brown (9/17/1961 vs. Browns)	105t
2. Russ Craft (10/7/1950 vs. Los Angeles Rams)	103t
3. Quintin Demps (11/23/2008 at Ravens)	100t
Timmy Brown (9/22/1963 vs. St. Louis Cardinals)	100t
Dave Smukler (11/13/1938 at Brooklyn Dodgers)	100t


Starting QB Records/ NFL Records



Snead



Cunningham



Jaworski



McNabb

STARTING QUARTERBACK RECORDS

Year	Quarterbacks (Record as a starter)
1956	Bobby Thomason (3-5-1), Burk (0-3)
1957	Thomason (2-5), Sonny Jurgensen (2-3)
1958	Norm Van Brocklin (2-9-1)
1959	Van Brocklin (7-5)
1960	Van Brocklin (10-2)
1961	Jurgensen (10-4)
1962	Jurgensen (3-9-1), King Hill (0-1)
1963	Jurgensen (2-6-1), Hill (0-4-1)
1964	Norm Snead (4-6), Hill (1-1), Jack Concannon (1-1)
1965	Snead (4-5), Hill (1-4)
1966	Snead (5-5), Hill (2-0), Concannon (2-0)
1967	Snead (6-7-1)
1968	Snead (2-9), Hill (0-2), John Huarte (0-1)
1969	Snead (4-8-1), George Mira (0-1)
1970	Snead (3-9-1), Rick Arrington (0-1)
1971	Pete Liske (5-5), Arrington (1-2-1)
1972	John Reaves (0-7), Liske (2-4-1)
1973	Roman Gabriel (5-8-1)
1974	Gabriel (4-7), Mike Boryla (3-0)
1975	Gabriel (2-7), Boryla (2-3)
1976	Boryla (3-7), Gabriel (1-3)
1977	Ron Jaworski (5-9)
1978	Jaworski (9-7)
1979	Jaworski (11-5)
1980	Jaworski (12-4)
1981	Jaworski (10-6)
1982	Jaworski (3-6)
1983	Jaworski (5-11)
1984	Jaworski (5-7-1), Joe Pisarcik (1-2)
1985	Jaworski (6-6), Randall Cunningham (1-3)
1986	Jaworski (3-6), Cunningham (1-3-1), Matt Cavanaugh (1-1)
1987	Cunningham (7-5), Scott Tinsley (0-3)
1988	Cunningham (10-6)
1989	Cunningham (11-5)
1990	Cunningham (10-6)
1991	Jim McMahon (8-3), Cunningham (1-0), Jeff Kemp (1-1), Brad Goebel (0-2)
1992	Cunningham (10-5), McMahon (1-0)
1993	Bubby Brister (4-4), Cunningham (4-0), Ken O'Brien (0-4)
1994	Cunningham (7-7), Brister (0-2)
1995	Rodney Peete (9-3), Cunningham (1-3)
1996	Ty Detmer (7-4), Peete (3-2)
1997	T.Detmer (2-5), Bobby Hoying (2-3-1), Peete (2-1)

1998	Hoying (1-6), Koy Detmer (1-4), Peete (1-3)
1999	Doug Pederson (2-7), Donovan McNabb (2-4), K.Detmer (1-0)
2000	McNabb (11-5)
2001	McNabb (11-5)
2002	McNabb (7-3), A.J. Feeley (4-1), K.Detmer (1-0)
2003	McNabb (12-4)
2004	McNabb (13-2), K.Detmer (0-1)
2005	McNabb (4-5), Mike McMahon (2-5)
2006	McNabb (5-5), Jeff Garcia (5-1)
2007	McNabb (8-6), Feeley (0-2)
2008	McNabb (9-6-1)
2009	McNabb (10-4), Kevin Kolb (1-1)
2010	Michael Vick (8-3), Kolb (2-3)
2011	Michael Vick (7-6), Vince Young (1-2)
2012	Michael Vick (3-7), Nick Foles (1-5)

NFL RECORDS HELD BY AN EAGLE

Most Touchdown Passes, Game

7 Adrian Burk (10/17/1954 at Redskins); tied with Sid Luckman, Bears (1943); Y.A. Tittle, Giants (1962); George Blanda, Oilers (1961); and Joe Kapp, Vikings (1969)

Longest Touchdown Pass

99 Ron Jaworski to Mike Quick, (11/10/1985 vs. Falcons) (OT); tied with nine others

Most Consecutive Completions

24 Donovan McNabb (last 10 at NYG 11/28/2004 and first 14 vs. GB 12/5/2004)

Most Interception Returns for TDs, Season

4 Eric Allen, 1993; tied with Jim Kearney, Chiefs (1972) and Ken Houston, Oilers (1971)

Most Interceptions, Game

4 Russ Craft (9/24/1950 at Cardinals); tied with 17


Most TDs Returning Kickoffs, Game

2 Timmy Brown (11/6/196 vs. Cowboys), 93 and 90 yards; tied with Travis Williams, Packers (1967); Ron Brown, Rams (1985); Tyrone Hughes, Saints (1994); Chad Morton, Jets (2002); Devin Hester, Bears (2006); Andre Davis, Texans (2007); Josh Cribbs, Browns (2009)

Most 50-Plus-Yard Touchdowns, Season

8 DeSean Jackson (2009); tied with Elroy "Crazy Legs" Hirsch (8 in 1951) and Devin Hester (8 in 2007)

All-Time Regular Season Rookie Records



K. Jackson



Foles



Williams



McCoy

PASSING

MOST ATTEMPTS, Season

1. Nick Foles, 2012	265
2. John Reaves, 1972	224
3. Donovan McNabb, 1999	216
4. Davey O'Brien, 1939	201
5. Mike Boryla, 1974	102
6. Foster Watkins, 1940	85
7. Randall Cunningham, 1985	81
8. Rick Arrington, 1970	73
Red Kirkman, 1933	73
10. Emmett Mortell, 1937	71

MOST COMPLETIONS, Season

1. Nick Foles, 2012	161
2. John Reaves, 1972	108
3. Donovan McNabb, 1999	106
4. Davey O'Brien, 1939	99
5. Mike Boryla, 1974	60
6. Rick Arrington, 1970	37
7. Randall Cunningham, 1985	34
8. Sonny Jurgensen, 1957	33
9. Brad Goebel, 1991	30
10. Foster Watkins, 1940	28

MOST YARDS, Season

1. Nick Foles, 2012	1,699
2. John Reaves, 1972	1,508
3. Davey O'Brien, 1939	1,324
4. Donovan McNabb, 1999	948
5. Mike Boryla, 1974	580
6. Foster Watkins, 1940	565
7. Randall Cunningham, 1985	548
8. Sonny Jurgensen, 1957	470
9. Red Kirkman, 1933	354
10. Dave Smukler, 1936	345

MOST TD PASSES, Season

1. Donovan McNabb, 1999	8
2. John Reaves, 1972	7
3. Nick Foles, 2012	6
Davey O'Brien, 1939	6
5. Boryla, 1974; Jurgensen, 1957	5

BEST COMP. PCT., SEASON (min. 75 atts.)

1. Nick Foles, 2012	60.8
2. Mike Boryla, 1974	58.8
3. Davey O'Brien, 1939	49.3
4. Donovan McNabb, 1999	49.1
5. John Reaves, 1972	48.2

BEST QB RATING, SEASON (min. 75 atts.)

1. Nick Foles, 2012	79.1
2. Mike Boryla, 1974	78.9
3. Donovan McNabb, 1999	60.1
4. John Reaves, 1972	58.4
5. Foster Watkins, 1940	46.4

RUSHING

MOST ATTEMPTS, Season

1. Po James (FB), 1972	182
2. Keith Byars (FB), 1986	177
3. Lee Bougness (FB), 1970	159
4. LeSean McCoy, 2009	155
5. Billy Barnes, 1957	143
6. James Joseph, 1991	135
Correll Buckhalter, 2001	129
8. Clarence Peaks, 1957	125
9. Mike Hogan, 1976	123
10. Leroy Keys, 1969	121

MOST YARDS, Season

1. LeSean McCoy, 2009	637
2. Correll Buckhalter, 2001	586
3. Keith Byars (FB), 1986	577
4. Po James (FB), 1972	565
5. Bryce Brown, 2012	564
6. Mike Hogan (FB), 1976	561
7. Billy Barnes, 1957	529
8. Clarence Peaks, 1957	495
9. Steve Van Buren, 1944	444
10. James Joseph, 1991	440

MOST TOUCHDOWNS, Season

1. Steve Van Buren, 1944	5
Don Johnson, 1953	5
3. Bryce Brown, 2012	4
LeSean McCoy, 2009	4
Ken Keller, 1956	4
Mel Bleeker, 1944	4
Jim Castiglia (FB), 1941	4
8. Ryan Moats, 2005	3
Charlie Garner, 1994	3
Vaughn Hebron, 1993	3
Many others	3

RECEIVING

MOST RECEPTIONS, Season

1. Keith Jackson (TE), 1988	81
2. DeSean Jackson, 2008	62
3. Don Looney (E), 1940	58
4. Jeremy Maclin, 2009	56
5. Charle Young (TE), 1973	55
6. Lee Bougness (RB), 1970	50
7. Reggie Brown, 2005	43
8. Victor Bailey, 1993	41
Junior Tautalasati (RB), 1986	41
10. LeSean McCoy (RB), 2009	40

MOST YARDS, Season

1. DeSean Jackson, 2008	912
2. Keith Jackson (TE), 1988	869
3. Charle Young (TE), 1973	854
4. Jeremy Maclin, 2009	773
5. Fred Barnett, 1990	721
6. Don Looney (E), 1940	707
7. Calvin Williams, 1990	602
8. Reggie Brown, 2005	571
9. Victor Bailey, 1993	545
10. Bobby Walston (E), 1951	512

MOST TOUCHDOWNS, Season

1. Calvin Williams, 1990	9
2. Fred Barnett, 1990	8
Bobby Walston (E), 1951	8
4. Pete Pihos (E), 1947	7
5. Keith Jackson (TE), 1988	6
Charle Young (TE), 1973	6
7. Hal Giancanelli (B), 1953	5
8. Jeremy Maclin (WR), 2009	4
Reggie Brown (WR), 2005	4
Many others	4

TOTAL OFFENSE

MOST SCRIMMAGE YARDS, Season

1. DeSean Jackson (WR), 2008	1,008
2. LeSean McCoy (RB), 2009	945
3. Charle Young (TE), 1973	878
4. Keith Jackson (TE), 1988	869
5. Lee Bougness, 1970	802
6. Jeremy Maclin (WR), 2009	766
7. Billy Barnes (RB), 1957	741
8. Fred Barnett (WR), 1990	734
9. Po James (FB), 1972	721
10. Correll Buckhalter (RB), 2001	716

MOST TOUCHDOWNS, Season

1. Calvin Williams (WR), 1990	9
2. Fred Barnett (WR), 1990	8
Mel Bleeker (RB), 1944	8
Pete Pihos (E), 1947	8
Bobby Walston (E), 1951	8
6. Don Johnson (RB), 1953	7
Steve Van Buren (RB), 1944	7
Charle Young (TE), 1973	7
9. Hal Giancanelli (B), 1953	6
Keith Jackson (TE), 1988	6


All-Time Regular Season Rookie Records



Jackson



Simon



Brookshier



Demps

SACKS

MOST SACKS, Season

1. Corey Simon (DT), 2000	9.5
2. Derrick Burgess (DE), 2001	6.0
3. Fletcher Cox (DT), 2012	5.5
Mike Mamula (DE), 1995	5.5
5. Trent Cole (DE), 2005	5.0
6. Jerome Brown (DT), 1987	4.0
7. Mike Patterson (DT), 2005	3.5
8. Brandon Graham (DE), 2010	3.0
9. Nate Allen (S), 2010	2.0
Seth Joyner (LB), 1986	2.0
Clyde Simmons (DE), 1986	2.0
William Thomas (LB), 1991	2.0

*-Since 1982

INTERCEPTIONS

MOST INTERCEPTIONS, Season

1. Bibbles Bawel (B), 1952	8
Tom Brookshier (DB), 1953	8
3. Herman Edwards (DB), 1977	6
4. Eric Allen (DB), 1988	5
Randy Logan (S), 1973	5
Jerry Norton (DB), 1954	5
Steve Van Buren (B), 1944	5
8. Brenard Wilson (S), 1979	4
Roynell Young (CB)	4
10. Nate Allen (S), 2010, others with	3

*-Since 1940

PUNT RETURNS

MOST PUNT RETURNS, Season

1. DeSean Jackson, 2008	50
2. Evan Cooper, 1984	40
3. Bibbles Bawel, 1952	34
4. Bill Bradley, 1969	28
5. Damaris Johnson, 2012	26
6. Tommy McDonald, 1957	26
7. Allen Rossum, 1998	22
8. Jerry Norton, 1954	21
9. Bobby Morse, 1987	20
Billy Walik, 1970	20

MOST PUNT RETURNS YARDS, Season

1. DeSean Jackson, 2008	440
2. Damaris Johnson, 2012	291
3. Bibbles Bawel, 1952	261
4. Evan Cooper, 1984	250
5. Steve Van Buren, 1944	230
6. Dexter Wynn, 2004	194
7. Allen Rossum, 1998	187
8. Ernie Steele, 1942	184
9. Bill Bradley, 1969	181
10. Don Stevens, 1952	172

BEST PUNT RETURN AVERAGE, Season

1. Pat McHugh, 1947, 10	15.69
2. Steve Van Buren, 1944, 15	15.33
3. Damaris Johnson, 2012, 22	11.19
4. Dexter Wynn, 2004, 18	10.78
5. Don Stevens, 1952, 16	10.75
6. Jorrick Calvin, 2010, 12	10.42
7. Ken Keller, 1956, 15	9.73
8. Bosh Pritchard, 1942, 11	9.73
9. DeSean Jackson, 2008, 50	8.80
10. Allen Rossum, 1998, 22	8.50
11. Art Powell, 1959, 15	8.27

*-min. 10 atts.

*-since 1941

KICKOFF RETURNS

MOST KICKOFF RETURNS, Season

1. Quintin Demps, 2008	52
2. Herman Hunter, 1985	48
3. Duce Staley, 1997	47
4. Brandon Boykin, 2012	45
5. Allen Rossum, 1998	44
6. J.R. Reed, 2004	33
7. Jorrick Calvin, 2010	32
8. Billy Walik, 1970	32
9. Dion Lewis, 2011	31
10. Ted Dean, 1960	26
Al Nelson, 1965	26

MOST KICKOFF RETURN YARDS, Season

1. Quintin Demps, 2008	1314
2. Duce Staley, 1997	1139
3. Allen Rossum, 1998	1080
4. Herman Hunter, 1985	1047
5. Brandon Boykin, 2012	1037
6. Billy Walik, 1970	805
7. J.R. Reed, 2004	761
8. Jorrick Calvin, 2010	692
9. Al Nelson, 1965	683
10. Dion Lewis, 2011	669

BEST KICKOFF RETURN AVG, Season

1. Tommy McDonald, 1957, 11	27.64
2. Israel Lang, 1964, 13	27.08
3. Art Powell, 1959, 14	27.07
4. Don Stevens, 1952, 16	27.06
5. Wilbert Montgomery, 1977, 23	26.91
6. Al Nelson, 1965, 26	26.27
7. Quintin Demps, 2008, 52	25.27
8. Billy Walik, 1970, 32	25.16
9. Allen Rossum, 1998, 44	24.55
10. Duce Staley, 1997, 47	24.23

*-min. 10 atts.

*-since 1941

KICKING

MOST FIELD GOALS MADE, Season

1. Paul McFadden, 1984	30
2. Alex Henery, 2011	24
3. Tony Franklin, 1979	23
4. Mark Moseley, 1970	14
5. Dick Bielski, 1955	9

MOST FIELD GOAL ATTEMPTS, Season

1. Paul McFadden, 1984	37
2. Tony Franklin, 1979	31
3. Alex Henery, 2011	27
4. Mark Moseley, 1970	25
5. Dick Bielski, 1955	23

BEST FIELD GOAL PERCENTAGE, Season

1. Alex Henery, 2011, 24-27	88.9
2. Paul McFadden, 1984, 30-37	81.1
3. Tony Franklin, 1979, 23-31	74.2
4. Mark Moseley, 1970, 14-25	56.0
5. Bobby Walston, 1951, 6-11	54.5

MOST KICKING POINTS, Season

1. Alex Henery, 2011	118
2. Paul McFadden, 1984	116
3. Tony Franklin, 1979	105
4. Mark Moseley, 1970	67
5. Dick Bielski, 1955	50
Mike Clark, 1963	50

PUNTING

MOST PUNTS, Season

1. John Teltschik, 1986	108
2. Tom Hutton, 1995	85
3. Merritt Kersey, 1974	82
4. Bill Bradley, 1969	74
Max Runager, 1979	74

MOST PUNTING YARDS, Season

1. John Teltschik, 1986	4493
2. Tom Hutton, 1995	3682
3. Sav Rocca, 2007	3066
4. Merritt Kersey, 1974	2959
5. Bill Bradley, 1969	2942

BEST GROSS PUNTING AVERAGE, Season

1. Tom Hutton, 1995, 85	43.32
2. Chas Henry, 2011, 66	42.88
3. Sav Rocca, 2007, 73	42.00
4. John Teltschik, 1986, 108	41.60
5. Bill Bradley, 1969, 74	39.76

Superlative Performances by Rookies



Barnett



Brown



Looney



Da. Johnson

100-YARD RUSHING PERFORMANCES, ROOKIES

PLAYER (GAME)	DATE	YDS (ATT-LG-TD)
1. Bryce Brown vs. Panthers (L)	11/26/2012	178 (19-65t-2)
2. Bryce Brown at Cowboys (L)	12/2/2012	169 (24-39-2)
3. Correll Buckhalter vs. Cardinals (L)	10/7/2001	134 (21-37-0)
4. Steve Van Buren at Dodgers (W)	11/5/1944	129 (12-70t-2)
5. Keith Byars vs. Cardinals (T) OT	12/7/1986	127 (24-32-0)
6. Charlie Garner vs. Redskins (W)	10/9/1994	122 (28-12-0)
7. Don Johnson at Giants (L)	11/29/1953	121 (13-63t-1)
8. Ryan Moats vs. Giants (L) OT	12/11/2005	114 (11-40t-2)
9. Charlie Garner at 49ers (W)	10/2/1994	111 (16-28t-2)
10. Toy Ledbetter at Colts (W)	10/15/1950	107 (23-14-1)
11. Mike Hogan vs. Seahawks (W)	12/12/1976	104 (19-18-0)
Bosh Pritchard at Dodgers (W)	11/15/1942	104 (14-26-0)
13. Wilbert Montgomery vs. Jets (W)	12/18/1977	103 (22-27-2)
14. Mike Hogan vs. Redskins (L) OT	9/27/1976	100 (22-32-0)
Don Johnson vs. Colts (W)	11/15/1953	100 (11-66t-2)

100-YARD RECEIVING PERFORMANCES, ROOKIES

PLAYER (GAME)	DATE	YDS (REC, TD)
1. Don Looney at Redskins (L)	12/1/1940	180 (14, 0)
2. Hank Baskett vs. Falcons (W)	12/31/2006	177 (7, 1)
3. Jeremy Maclin at Cowboys (L)	1/9/2010 - NFC-WC	146 (7, 1)
4. Jeremy Maclin vs. Buccaneers (W)	10/11/2009	142 (6, 2)
Keith Jackson at Bears (L)	12/31/1988 - NFC-D	142 (7, 0)
6. Don Looney at Rams (L)	9/22/1940	129 (8, 2)
7. Clyde Scott at Redskins (W)	11/13/1949	127 (4, 1)
8. Herman Hunter vs. LA Rams (W)	10/13/1985	120 (6, 1)
9. Fred Meyer at Redskins (L)	11/1/1942	119 (4, 0)
10. Bobby Walston at Giants (L)	10/21/1951	118 (6, 2)
11. Don Looney at Packers (L)	9/15/1940	115 (8, 1)
12. Fred Barnett vs. Vikings (W)	10/15/1990	114 (4, 1)
13. Charle Young (TE) at Cowboys (L)	11/18/1973	113 (4, 1)
14. Charle Young (TE) at 49ers (L)	12/2/1973	112 (6, 1)
Hank Baskett vs. Cowboys (W)	10/8/2006	112 (3, 1)
Fred Barnett at Bills (L)	12/2/1990	112 (2, 1)
17. DeSean Jackson at Cowboys (L)	9/15/2008	110 (6, 0)
18. Charle Young (TE) vs. Patriots (W)	11/4/1973	108 (8, 2)
Fred Barnett vs. Packers (W)	12/16/1990	108 (5, 0)
Pete Pihos vs. Packers (W)	12/14/1947	108 (4, 1)
21. DeSean Jackson vs. Rams (W)	9/7/2008	106 (6, 0)
22. Charle Young (TE) at Redskins (L)	12/16/1973	104 (5, 1)

LONGEST RUSHING TDs, ROOKIES

PLAYER (GAME)	YARDS
1. Herman Hunter (11/24/1985 at Cowboys)	74t
2. John Brewer (10/04/1952 vs. Giants)	71t
3. Steve Van Buren (11/05/1944 at Dodgers)	70t
John Kusko (11/22/1936 vs. Bears)	70t
5. LeSean McCoy (11/1/2009 vs. Giants)	66t
Don Johnson (11/15/1953 vs. Colts)	66t
7. Bryce Brown (12/26/2012 vs. Panthers)	65t
8. Don Johnson (11/29/1953 at Giants)	63t
9. Ryan Moats (12/18/2005 at Rams)	59t
10. Ken Keller (10/14/1956 at Steelers)	51t

LONGEST KICKOFF RETURNS, ROOKIES

PLAYER	DATE	YARDS
1. Quintin Demps at Ravens (L)	11/23/2008	100t
2. Wilbert Montgomery vs. Giants (W)	12/11/1977	99t
3. Steve Van Buren vs. Giants (T)	11/12/1944	97t
4. Bosh Pritchard at Redskins (L)	11/1/1942	97t
5. Art Powell vs. Giants (W)	10/4/1959	95
6. Andre Waters vs. Redskins (W)	11/18/1984	89t
7. Billy Walik at Packers (L)	10/25/1970	82
8. Jim Castiglia vs. Redskins (L)	10/19/1941	72
9. Al Nelson vs. Cardinals (W)	9/19/1965	70
10. J.R. Reed vs. Panthers (W)	10/17/2004	66

LONGEST PUNT RETURNS, ROOKIES

PLAYER	DATE	YARDS
1. Damaris Johnson at Cowboys (L)	12/2/2012	98t
2. Clyde Scott at Steelers (W)	10/30/1949	70t
3. Pat McHugh at Boston Yanks (L)	11/23/1947	69t
4. DeSean Jackson vs. Redskins (L)	10/5/2008	68t
5. Bob Shann vs. Lions (L)	12/19/1965	63t
6. Ernie Steele at NY Giants (L)	10/11/1942	62
7. DeSean Jackson vs. Rams (W)	9/7/2008	60
8. Art Powell vs. Steelers (W)	10/11/1959	58t
9. Don Stevens vs. Redskins (W)	11/9/1952	56t
10. Steve Van Buren vs. Boston Yanks (W)	10/22/1944	55t
11. Bibbles Bawel at Giants (W)	10/26/1952	52t

TOP PASSING PERFORMANCES, ROOKIES

PLAYER (GAME)	YARDS
1. Nick Foles (12/9/12 at Buccaneers)	381
2. Nick Foles (12/23/12 vs. Redskins)	345
2. Davey O'Brien (11/12/39 vs. Packers)	289
3. Davey O'Brien (11/19/39 vs. Bears)	260
5. Nick Foles (12/2/12 at Cowboys)	251

PLAYER (GAME)	COMPLETIONS
1. Nick Foles (12/23/12 vs. Redskins)	32
Nick Foles (12/9/12 at Buccaneers)	32
3. Mike Boryla (12/8/74 at NY Giants)	23
4. Nick Foles (12/2/12 at Cowboys)	22
Nick Foles (11/11/12 vs. Cowboys)	22

PLAYER (GAME)	TOUCHDOWNS
1. Donovan McNabb (1/2/00 vs. St. Louis Rams)	.3
Sonny Jurgensen (11/24/57 vs. Redskins)	.3

LONGEST RECEIVING TDs, ROOKIES

PLAYER (GAME)	YARDS
1. Fred Barnett (12/2/1990 at Bills)	95t
2. Hank Baskett (12/31/2006 vs. Falcons)	89t
3. Hank Baskett (10/8/2006 vs. Cowboys)	87t
4. Kenny Jackson (10/21/1984 vs. NY Giants)	83t
5. Charle Young (11/18/1973 at Cowboys)	80t
6. Mel Bleeker (10/22/1944 vs. Boston Yanks)	75t
7. Glen Young (11/6/1983 vs. Cowboys)	71t
8. Clyde Scott (11/13/1949 at Redskins)	70t

All-Time 300-Yard Passing Performances



McNabb



Jaworski




Cunningham



Vick

<u>Date</u>	<u>Player/Opponent/Result</u>	<u>Att-Cmp-Yd-TD-I</u>			
12/23/12	Nick Foles* vs. Redskins (L)	48-32-345-1-1	11/16/03	Donovan McNabb vs. Giants (W)	30-24-314-2-0
12/9/12	Nick Foles* at Buccaneers (W)	51-32-381-2-0	11/2/03	Donovan McNabb at Falcons (W)	33-21-312-1-0
10/14/12	Michael Vick vs. Lions (L)	46-28-311-2-2	9/9/01	Donovan McNabb vs. Rams (L)	48-32-312-2-1
9/16/12	Michael Vick vs. Ravens (W)	32-23-371-1-2	12/10/00	Donovan McNabb at Browns (W)	36-23-390-4-0
9/9/12	Michael Vick at Browns (W)	56-29-317-2-4	10/1/00	Donovan McNabb vs. Falcons (W)	44-30-311-2-1
1/1/12	Michael Vick vs. Redskins (W)	39-24-335-3-1	11/30/97	Bobby Hoying vs. Bengals (W)	42-26-313-4-1
11/27/11	Vince Young vs. Patriots (L)	48-26-400-1-1	11/24/96	Ty Detmer at Cardinals (L)	38-21-322-0-1
10/9/11	Michael Vick at Bills (L)	40-26-315-2-4	11/10/96	Ty Detmer vs. Bills (L)	44-26-315-2-1
10/2/11	Michael Vick vs. 49ers (L)	46-30-416-2-1	10/27/96	Ty Detmer vs. Panthers (W)	38-23-342-1-1
12/2/10	Michael Vick vs. Texans (W)	33-22-302-2-1	12/24/94	Bubby Brister at Bengals (L)	37-26-325-1-0
11/28/10	Michael Vick at Bears (L)	44-29-333-2-1	12/4/94	R. Cunningham vs. Cowboys (L)	46-29-327-2-1
11/15/10	Michael Vick at Redskins (W)	28-20-333-4-0	10/24/94	R. Cunningham vs. Oilers (W)	24-13-310-2-1
10/17/10	Kevin Kolb vs. Falcons (W)	29-23-326-3-1	9/12/94	R. Cunningham vs. Bears (W)	36-24-311-3-0
12/27/09	Donovan McNabb vs. Broncos (W)	35-20-322-3-1	9/4/94	R. Cunningham at Giants (L)	39-20-344-2-0
12/20/09	Donovan McNabb vs. 49ers (W)	36-21-306-1-2	1/3/94	Bubby Brister at 49ers (W) OT	43-26-350-3-1
11/15/09	Donovan McNabb at Chargers (L)	55-35-450-2-1	9/19/93	R. Cunningham vs. Redskins (W)	39-25-360-3-2
9/27/09	Kevin Kolb vs. Chiefs (W)	34-24-327-2-0	12/13/92	R. Cunningham at Seahawks (W) OT	44-27-365-0-1
9/20/09	Kevin Kolb vs. Saints (L)	51-31-391-2-3	11/10/91	Jim McMahon at Browns (W)	43-26-341-3-1
1/18/09	Donovan McNabb at Cardinals (L)	47-28-375-3-1	12/18/89	R. Cunningham at Saints (L)	39-19-306-2-2
1/4/09	Donovan McNabb at Vikings (W)	34-23-300-1-1	10/2/89	R. Cunningham at Bears (L)	62-32-401-1-4
11/16/08	Donovan McNabb at Bengals (T) OT	58-28-339-1-3	9/17/89	R. Cunningham at Redskins (W)	46-34-447-5-1
11/2/08	Donovan McNabb at Seahawks (W)	43-28-349-2-1	12/31/88	R. Cunningham at Bears (L)	54-27-407-0-3
9/7/08	Donovan McNabb vs. Rams (W)	33-21-361-3-0	11/6/88	R. Cunningham vs. Rams (W)	39-22-323-3-0
12/30/07	Donovan McNabb vs. Bills (W)	41-29-345-1-1	10/10/88	R. Cunningham vs. Giants (W)	41-31-369-3-0
11/25/07	A.J. Feeley at Patriots (L)	42-27-345-3-3	11/29/87	R. Cunningham at Patriots (W) OT	31-18-314-2-1
10/28/07	Donovan McNabb at Vikings (W)	36-23-333-1-0	10/11/87	Scott Tinsley at Cowboys (L)	34-24-338-3-0
9/23/07	Donovan McNabb vs. Lions (W)	26-21-381-4-0	12/15/85	Ron Jaworski at Chargers (L)	48-29-334-1-3
12/31/06	A.J. Feeley vs. Falcons (W)	33-22-321-3-0	12/1/85	Ron Jaworski vs. Vikings (L)	42-23-320-2-1
12/4/06	Jeff Garcia vs. Panthers (W)	39-21-312-3-0	11/3/85	Ron Jaworski at 49ers (L)	48-24-394-1-3
10/22/06	Donovan McNabb at Buccaneers (L)	35-22-302-3-3	10/20/85	Ron Jaworski vs. Cowboys (W)	35-22-380-1-0
10/8/06	Donovan McNabb vs. Cowboys (W)	33-18-354-2-0	12/16/84	Joe Pisarcik at Falcons (L)	46-24-334-1-0
9/17/06	Donovan McNabb vs. Giants (L) OT	45-27-350-2-0	10/28/84	Ron Jaworski vs. Cardinals (L)	38-22-340-2-3
9/10/06	Donovan McNabb at Texans (W)	35-24-314-3-1	11/27/83	Ron Jaworski at Redskins (L)	36-19-333-3-1
11/6/05	Donovan McNabb at Redskins (L)	35-22-304-1-1	9/11/83	Ron Jaworski vs. Redskins (L)	37-24-326-1-2
10/2/05	Donovan McNabb at Chiefs (W)	48-33-369-3-1	9/19/82	Ron Jaworski at Browns (W)	41-25-334-2-1
9/25/05	Donovan McNabb vs. Raiders (W)	52-30-365-2-1	9/12/82	Ron Jaworski vs. Redskins (L) OT	38-27-371-2-0
9/18/05	Donovan McNabb vs. 49ers (W)	29-23-342-5-0	10/18/81	Ron Jaworski at Vikings (L)	44-29-330-2-2
2/6/05	Donovan McNabb vs. Patriots (L)	51-30-357-3-3	12/21/80	Ron Jaworski at Cowboys (L)	30-18-331-1-0
12/5/04	Donovan McNabb vs. Packers (W)	43-32-464-5-0	11/9/80	Ron Jaworski at Saints (W)	32-21-323-3-0
11/15/04	Donovan McNabb at Cowboys (W)	27-15-345-4-0	12/16/73	Roman Gabriel at Redskins (L)	39-22-302-1-1
10/24/04	Donovan McNabb at Browns (W) OT	43-28-376-4-1	12/2/73	Roman Gabriel at 49ers (L)	55-28-322-2-1
9/26/04	Donovan McNabb at Lions (W)	42-29-356-2-0	10/14/73	Roman Gabriel at Cardinals (W)	45-29-379-3-0
9/12/04	Donovan McNabb vs. Giants (W)	36-26-330-4-0	9/19/71	Pete Liske at Bengals (L)	40-20-301-2-3
			9/28/69	Norm Snead vs. Steelers (W)	30-22-335-5-1


All-Time 300-Yard Passing Performances



Snead



McNabb



Jurgensen



Cunningham

11/19/67	Norm Snead vs. Saints (W)	27-19-309-4-2
10/22/67	Norm Snead at Cardinals (L)	32-16-321-2-2
9/17/67	Norm Snead vs. Redskins (W)	27-18-301-2-0
12/5/65	Norm Snead vs. Cowboys (L)	43-20-320-0-1
11/14/65	Norm Snead vs. Redskins (W)	28-21-311-0-1
11/7/65	Norm Snead at Browns (L)	36-18-362-3-2
10/17/65	King Hill at Giants (L)	41-23-321-3-4
12/13/64	Norm Snead at Cardinals (L)	31-15-301-3-2
10/13/63	Sonny Jurgensen at Redskins (W)	29-17-315-4-2
9/15/63	Sonny Jurgensen vs. Steelers (T)	26-16-322-3-2
12/16/62	Sonny Jurgensen at Cardinals (L)	34-15-419-5-3
11/25/62	Sonny Jurgensen vs. Cowboys (W)	21-13-342-1-2
9/23/62	Sonny Jurgensen vs. Giants (L)	57-33-396-1-3
12/17/61	Sonny Jurgensen at Lions (W)	42-27-403-3-2
12/10/61	Sonny Jurgensen vs. Giants (L)	31-16-367-3-2
11/26/61	Sonny Jurgensen vs. Cowboys (W)	23-16-351-5-2
10/29/61	Sonny Jurgensen at Redskins (W)	41-27-436-3-2
10/1/61	Sonny Jurgensen vs. Cardinals (L)	36-24-399-3-2
11/16/58	Norm Van Brocklin vs. Cardinals (W)	29-19-318-2-1
10/1/55	Bobby Thomason vs. Redskins (L)	37-25-349-4-0
11/28/54	Adrian Burk vs. Redskins (W)	28-17-345-5-1
12/13/53	Bobby Thomason vs. Browns (W)	35-23-331-3-0
11/15/53	Bobby Thomason vs. Colts (W)	37-18-329-3-5
11/8/53	Bobby Thomason vs. Giants (W)	44-22-437-4-1
12/1/40	Davey O'Brien at Redskins (L)	60-33-316-1-0

* - denotes rookie

Green - denotes playoff game

MOST 300-YARD PASSING GAMES, Career

1. Donovan McNabb30
2. Randall Cunningham13
3. Ron Jaworski12
4. Sonny Jurgensen10
5. **Michael Vick**9
includes playoff games

MOST 400-YARD PASSING GAMES, Career

- 1t. Randall Cunningham and Sonny Jurgensen3
3. Donovan McNabb2
4. **Michael Vick**, Vince Young, Bobby Thomason1


MOST 300-YARD PASSING GAMES, Season

1. Donovan McNabb (2004)5
- Sonny Jurgensen (1961)5
3. Donovan McNabb (2006 and 2005)4
- Randall Cunningham (1994)4
- Ron Jaworski (1985)4
regular season only

100-100-300 PERFORMANCES IN SAME GAME

<u>Date</u>	<u>100-yd. Rusher (yards)</u>	<u>100-yd. Receiver (yards)</u>	<u>300-yd. Passer (yards)</u>
9/23/07 vs. Det.	Brian Westbrook (110)	Kevin Curtis (221), Brian Westbrook (111)	Donovan McNabb (381)
10/22/06 at TB	Brian Westbrook (101)	Brian Westbrook (113)	Donovan McNabb (302)
10/1/00 vs. Atl.	Brian Mitchell (105)	Torrance Small (122)	Donovan McNabb (311)
12/13/92 at Sea.	Herschel Walker (111)	Fred Barnett (161)	Randall Cunningham (365)
11/29/87 at NE	Anthony Toney (123)	Mike Quick (121)	Randall Cunningham (314)
11/7/65 at Cle.	Timmy Brown (186)	Pete Retzlaff (151)	Norm Snead (362)
11/25/62 vs. Dal.	Timmy Brown (107)	Pete Retzlaff (113), Tommy McDonald (108)	Sonny Jurgensen (342)
11/15/53 vs. Bal.	Don Johnson (100)	Pete Pihos (118), Bobby Walston (110)	Bobby Thomason (329)

All-Time 100-Yard Rushing Performances




Montgomery



Westbrook




McCoy




Watters

Date	Player/Opponent/Result	Att-Yds-LG-TD			
12/2/12	Bryce Brown* at Cowboys (L)	24-169-39-2	11/7/99	Duce Staley at Panthers (L)	17-140-29-1
11/26/12	Bryce Brown* vs. Panthers (L) - first start	19-178-65t-2	10/17/99	Duce Staley at Bears (W)	23-101-26-0
11/5/12	LeSean McCoy at Saints (L)	19-119-34-0	10/10/99	Duce Staley vs. Cowboys (W)	22-110-19-0
9/30/12	LeSean McCoy vs. Giants (W)	23-123-34-0	9/12/99	Duce Staley vs. Cardinals (L)	21-111-24t-1
9/9/12	LeSean McCoy at Browns (W)	20-110-22-0	12/13/98	Duce Staley vs. Cardinals (L) OT	30-141-30t-1
12/18/11	LeSean McCoy vs. Jets (W)	18-102-33t-3	11/8/98	Charlie Garner vs. Lions (W)	16-129-40-1
11/20/11	LeSean McCoy at Giants (W)	23-113-60-0	12/21/97	Charlie Garner at Redskins (L)	18-115-26-2
10/30/11	LeSean McCoy vs. Cowboys (W)	30-185-34-2	10/5/97	Ricky Watters vs. Redskins (W)	31-104-13-2
10/16/11	LeSean McCoy at Redskins (W)	28-126-21-1	9/15/97	Ricky Watters at Cowboys (L)	20-106-20-0
9/25/11	LeSean McCoy vs. Giants (L)	24-128-21-1	12/1/96	Ricky Watters vs. Giants (W)	29-104-11-0
9/11/11	LeSean McCoy at Rams (W)	15-122-49t-1	11/3/96	Ricky Watters at Cowboys (W)	24-116-17-1
12/19/10	Michael Vick (QB) at Giants (W)	10-130-35-1	10/20/96	Ricky Watters vs. Dolphins (W)	25-173-49t-1
12/12/10	LeSean McCoy at Cowboys (W)	16-149-56-0	10/13/96	Ricky Watters at Giants (W)	27-110-11-0
11/21/10	LeSean McCoy vs. Giants (W)	14-111-50t-1	9/22/96	Ricky Watters at Falcons (W)	26-121-56t-2
11/15/10	Jerome Harrison at Redskins (W)	11-109-50t-1	9/15/96	Ricky Watters vs. Lions (W)	27-153-52-1
9/19/10	LeSean McCoy at Lions (W)	16-120-46t-3	12/10/95	Ricky Watters vs. Cowboys (W)	33-112-15-1
9/12/10	Michael Vick (QB) vs. Packers (L)	11-103-31-0	11/26/95	Ricky Watters at Redskins (W)	25-124-25-2
12/7/08	Brian Westbrook at Giants (W)	33-131-30t-1	10/15/95	Ricky Watters at Giants (W)	30-122-14-1
11/27/08	Brian Westbrook vs. Cardinals (W)	22-110-17-2	10/8/95	Ricky Watters vs. Redskins (W) OT	25-139-24-0
10/26/08	Brian Westbrook vs. Falcons (W)	22-167-39t-2	10/8/95	Charlie Garner vs. Redskins (W) OT	9-120-55t-3
12/23/07	Brian Westbrook at Saints (W)	17-100-21-0	10/9/94	Charlie Garner* vs. Redskins (W)	28-122-12-0
12/9/07	Brian Westbrook vs. Giants (L)	20-116-21-0	10/2/94	Charlie Garner* at 49ers (W)	16-111-28t-2
11/18/07	Brian Westbrook vs. Dolphins (W)	32-148-36-0	1/3/93	Heath Sherman at Saints (W)	21-105-16-1
11/11/07	Brian Westbrook at Redskins (W)	20-100-13-1	12/27/92	Herschel Walker vs. Giants (W)	16-104-38-0
10/14/07	Brian Westbrook at Jets (W)	20-120-22-0	12/13/92	Herschel Walker at Seahawks (W) OT	23-111-18-1
9/30/07	Correll Buckhalter at Giants (L)	17-103-17-0	12/6/92	Randall Cunningham vs. Vikings (W)	12-121-30-2
9/23/07	Brian Westbrook vs. Lions (W)	14-110-25t-2	11/22/92	Heath Sherman at Giants (W)	17-109-30t-1
1/13/07	Brian Westbrook at Saints (L)	13-116-62t-2	10/25/92	Herschel Walker vs. Cardinals (W)	20-112-36-0
1/7/07	Brian Westbrook vs. Giants (W)	20-141-49-1	9/13/92	Herschel Walker at Cardinals (W)	28-115-20-0
12/25/06	Brian Westbrook at Cowboys (W)	26-122-16-0	9/6/92	Herschel Walker vs. Saints (W)	26-112-32-0
11/26/06	Brian Westbrook at Colts (L)	20-124-21-1	11/12/90	Heath Sherman vs. Redskins (W)	35-124-22-0
11/19/06	Brian Westbrook vs. Titans (L)	22-102-27-0	11/4/90	Randall Cunningham vs. Patriots (W)	8-124-52t-1
11/12/06	Brian Westbrook vs. Redskins (W)	22-113-21-0	11/4/90	Heath Sherman vs. Patriots (W)	24-113-17-0
10/22/06	Brian Westbrook at Buccaneers (L)	13-101-23-0	9/23/90	Anthony Toney at Rams (W)	24-103-20-0
9/24/06	Brian Westbrook at 49ers (W)	8-117-71t-2	12/27/87	Keith Byars vs. Bills (W)	23-102-22-0
12/11/05	Ryan Moats* vs. Giants (L) OT	11-114-40t-2	11/29/87	Anthony Toney at Patriots (W) OT	24-123-36-1
11/27/05	Brian Westbrook vs. Packers (W)	20-120-27t-1	12/7/86	Keith Byars* vs. Cardinals (T) OT	24-127-32-0
10/3/04	Brian Westbrook at Bears (W)	22-119-29-0	11/16/86	Randall Cunningham vs. Lions (L)	14-110-20-0
9/12/04	Brian Westbrook vs. Giants (W)	17-119-50-0	12/22/85	Earnest Jackson at Vikings (W)	25-106-59-2
1/11/04	Donovan McNabb vs. Packers (W)	11-107-41-0	11/17/85	Earnest Jackson at Cardinals (W)	34-162-51t-1
12/7/03	Correll Buckhalter vs. Cowboys (W)	13-115-64t-1	10/13/85	Earnest Jackson vs. Cardinals (W)	27-103-13-0
10/26/03	Correll Buckhalter vs. Jets (W)	15-100-21-2	12/9/84	Wilbert Montgomery vs. Patriots (W)	19-100-14-1
12/8/02	Duce Staley at Seahawks (W)	21-100-21t-1	12/19/82	Wilbert Montgomery vs. Oilers (W)	17-147-90t-3
11/17/02	Duce Staley vs. Cardinals (W)	31-135-13-0	12/20/81	Wilbert Montgomery vs. Cardinals (W)	13-108-41-1
10/28/02	Duce Staley vs. Giants (W)	24-126-23-0	12/6/81	Wilbert Montgomery at Redskins (L)	27-116-13-0
10/28/02	Donovan McNabb vs. Giants (W)	8-107-40t-1	11/22/81	Wilbert Montgomery vs. Giants (L)	25-102-24-0
10/20/02	Duce Staley vs. Buccaneers (W)	24-152-57-0	11/15/81	Wilbert Montgomery vs. Colts (W)	22-115-13-2
10/6/02	Donovan McNabb at Jaguars (L)	12-100-26-1	11/8/81	Wilbert Montgomery at Cardinals (W)	20-118-23-0
11/18/01	Duce Staley at Cowboys (W)	26-102-18-0	10/25/81	Wilbert Montgomery vs. Buccaneers (W)	22-119-12-1
11/11/01	Duce Staley vs. Vikings (W)	17-146-44t-1	9/17/81	Wilbert Montgomery at Bills (W)	27-125-15-0
10/7/01	Correll Buckhalter* vs. Cardinals (L)	21-134-37-0	9/13/81	Wilbert Montgomery vs. Patriots (W)	18-137-41-0
11/26/00	Donovan McNabb at Redskins (W)	11-125-54-1	1/11/81	Wilbert Montgomery vs. Cowboys (W)	26-194-55-1
10/1/00	Brian Mitchell vs. Falcons (W)	2-105-85t-1	9/14/80	Wilbert Montgomery at Vikings (W)	20-169-72t-2
9/3/00	Duce Staley at Cowboys (W)	26-201-60-1	12/2/79	Wilbert Montgomery vs. Lions (W)	22-108-20-1
11/14/99	Duce Staley vs. Redskins (W)	28-122-20t-1	11/25/79	Leroy Harris at Packers (W)	9-137-80-0
			11/18/79	Wilbert Montgomery vs. Cardinals (W)	26-118-52-0

All-Time 100-Yard Rushing Performances




Staley



Van Buren



Westbrook



Woodeshick

11/12/79	Wilbert Montgomery at Cowboys (W)	25-127-37t-1	11/12/50	Steve Van Buren at Redskins (W)	23-108-23-1
11/4/79	Wilbert Montgomery vs. Browns (L)	30-197-62t-1	10/15/50	Toy Ledbetter* at Colts (W)	23-107-14-1
10/14/79	Wilbert Montgomery at Cardinals (W)	25-117-13-1	10/7/50	Frank Ziegler vs. Rams (W)	17-106-38-1
10/7/79	Wilbert Montgomery vs. Redskins (W)	22-127-24-3	12/18/49	Steve Van Buren at Rams (W)	31-196-49-0
9/23/79	Wilbert Montgomery at Giants (W)	29-126-12-0	11/27/49	Steve Van Buren vs. Steelers (W)	27-205-41-0
12/17/78	Wilbert Montgomery vs. Giants (W)	25-130-47-2	11/20/49	Steve Van Buren vs. NY Bulldogs (W)	35-174-38-2
12/17/78	Mike Hogan vs. Giants (W)	22-100-18-0	10/30/49	Steve Van Buren at Steelers (W)	17-103-31-2
12/3/78	Wilbert Montgomery at Vikings (L)	24-115-36-1	10/23/49	Bosh Pritchard vs. Redskins (W)	11-128-77-1
10/15/78	Wilbert Montgomery vs. Redskins (W)	25-125-24-1	10/3/49	Steve Van Buren at Lions (W)	33-135-12-2
10/1/78	Wilbert Montgomery at Colts (W)	25-144-14-1	11/21/48	Steve Van Buren vs. Redskins (W)	29-171-21-1
9/24/78	Wilbert Montgomery vs. Dolphins (W)	25-111-12-0	11/14/48	Steve Van Buren vs. Boston Yanks (W)	16-137-28-0
9/17/78	Wilbert Montgomery at Saints (W)	18-104-19-0	11/7/48	Steve Van Buren at Giants (W)	25-143-20-2
12/18/77	Wilbert Montgomery* vs. Jets (W)	22-103-27-2	10/31/48	Steve Van Buren at Steelers (W)	22-109-21-1
10/9/77	Herb Lusk at Giants (W)	17-117-70-2	11/2/47	Steve Van Buren at Redskins (W)	17-138-37-2
12/12/76	Tom Sullivan vs. Seahawks (W)	23-121-26-2	10/19/47	Steve Van Buren at Steelers (L)	21-133-45-0
12/12/76	Mike Hogan* vs. Seahawks (W)	19-104-18-0	10/5/47	Steve Van Buren vs. Giants (W)	16-105-28-0
9/27/76	Mike Hogan* vs. Redskins (L) OT	22-100-32-0	11/24/46	Steve Van Buren vs. Redskins (L)	25-130-58-0
11/25/73	Tom Sullivan vs. Giants (W)	32-156-27-1	12/9/45	Steve Van Buren vs. Boston Yanks (W)	22-100-29-3
10/7/73	Tom Sullivan at Bills (L)	26-155-30-0	12/2/45	Steve Van Buren at Giants (L)	19-100-32-2
10/7/73	Norm Bulaich at Bills (L)	13-104-20-0	11/18/45	Steve Van Buren vs. Steelers (W)	19-107-24-2
9/23/73	Tom Sullivan at Giants (T)	18-100-14-1	11/11/45	Steve Van Buren vs. Giants (W)	19-129-28-2
12/21/69	Cyril Pinder at 49ers (L)	25-128-29-1	11/5/44	Steve Van Buren* at Tigers (W)	12-129-70-2
12/7/69	Tom Woodeshick vs. Redskins (L)	20-102-21-0	11/28/43	Jack Hinkle at Redskins (W)	26-117-14-1
11/16/69	Tom Woodeshick vs. Rams (L)	25-130-21-1	11/21/43	Jack Hinkle vs. Lions (W)	13-132-56-1
12/8/68	Tom Woodeshick vs. Saints (W)	18-122-30-1	11/15/42	Bosh Pritchard* at Dodgers (W)	14-104-26-0
9/22/68	Tom Woodeshick vs. Giants (L)	15-129-54-1	9/13/36	Swede Hanson vs. Giants (W)	15-107-NA-0
10/29/67	Tom Woodeshick vs. Cowboys (W)	20-101-26-1	11/11/34	Swede Hanson vs. Dodgers (L)	17-118-NA-0
10/8/67	Tom Woodeshick at Falcons (W)	20-129-41-1	11/6/34	Swede Hanson vs. Reds (W)	18-190-NA-2
12/18/66	Tom Woodeshick at Redskins (W)	27-105-21-2	9/16/34	Swede Hanson at Packers (L)	13-116-NA-1
12/4/66	Jack Concannon vs. Steelers (W)	15-129-29-1			
10/23/66	Timmy Brown at Giants (W)	21-100-24-0			
9/18/66	Izzy Lang vs. Falcons (W)	16-114-39-1			
11/28/65	Timmy Brown at Cardinals (W)	18-180-43-1			
11/7/65	Timmy Brown at Browns (L)	16-186-54-1			
11/22/64	Earl Gros vs. Cardinals (L)	21-103-22-0			
11/15/64	Earl Gros at Cowboys (W)	16-118-47-0			
10/18/64	Ollie Matson at Giants (W)	19-100-54-2			
10/11/64	Timmy Brown at Redskins (L)	14-101-36-2			
10/4/64	Timmy Brown vs. Steelers (W)	16-116-33-0			
10/4/64	Earl Gros vs. Steelers (W)	19-129-47-0			
11/25/62	Timmy Brown vs. Cowboys (W)	17-107-22-2			
10/23/60	Clarence Peaks at Browns (W)	13-102-57-0			
10/25/59	Bill Barnes at Cardinals (W)	23-111-22-2			
11/1/59	Bill Barnes vs. Redskins (W)	13-163-61-1			
11/29/53	Don Johnson* at Giants (L)	13-121-63-1			
11/15/53	Don Johnson* vs. Colts (W)	11-100-66-2			
12/2/51	Frank Ziegler at Redskins (W)	20-136-28-0			
11/19/50	Frank Ziegler vs. Cardinals (L)	18-113-52-0			

* - denotes rookie

Green - denotes playoff game

MOST 100-YARD RUSHING GAMES, Career

1. Wilbert Montgomery26
2. Brian Westbrook20
3. Steve Van Buren19
4. Duce Staley13
5. **LeSean McCoy**12

Ricky Watters12
*includes playoff games

MOST 200-YARD RUSHING GAMES, Career

- 1t. Duce Staley and Steve Van Buren1

MOST 100-YARD RUSHING GAMES, Season

1. Wilbert Montgomery (1981)8
2. Wilbert Montgomery (1979)7
3. **LeSean McCoy (2011)**6

Brian Westbrook (2007)6
Brian Westbrook (2006)6
Ricky Watters (1996)6
Wilbert Montgomery (1978)6
*regular season only

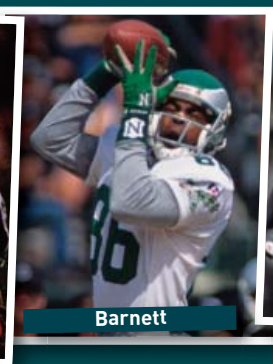
All-Time 100-Yard Receiving Performances



Owens



Fryar




Barnett



Jackson

Date	Player/Opponent/Result	Yds (Rec, TD)			
12/23/12	Jeremy Maclin vs. Redskins (L)	116 (8,1)	10/15/06	Reggie Brown at Saints (W)	121 (6, 1)
12/9/12	Jason Avant at Buccaneers (W)	133 (7,0)	10/8/06	Hank Baskett* vs. Cowboys (W)	112 (3, 1)
12/9/12	Jeremy Maclin at Buccaneers (W)	104 (9,1)	9/24/06	Reggie Brown at 49ers (W)	106 (5, 0)
11/5/12	DeSean Jackson at Saints (L)	100 (3,1)	9/17/06	L.J. Smith (TE) vs. Giants (L) OT	111 (7, 0)
10/14/12	Jeremy Maclin vs. Lions (L)	130 (6,1)	9/10/06	Donté Stallworth at Texans (W)	141 (6, 1)
9/16/12	Brent Celek (TE) vs. Ravens (W)	157 (8,0)	10/30/05	Terrell Owens at Broncos (L)	154 (3, 1)
9/16/12	DeSean Jackson vs. Ravens (W)	114 (7,0)	10/2/05	Terrell Owens at Chiefs (W)	171 (11, 1)
1/1/12	Jeremy Maclin vs. Redskins (W)	105 (8,0)	9/25/05	Brian Westbrook (RB) vs. Raiders (W)	140 (6, 1)
12/18/11	Brent Celek (TE) vs. Jets (W)	156 (5,1)	9/18/05	L.J. Smith (TE) vs. 49ers (W)	119 (9, 1)
11/27/11	Jason Avant vs. Patriots (L)	110 (8,1)	9/18/05	Terrell Owens vs. 49ers (W)	143 (5, 2)
10/16/11	Jeremy Maclin at Redskins (W)	101 (5,0)	9/12/05	Terrell Owens at Falcons (L)	112 (7, 0)
10/9/11	Jason Avant at Bills (L)	139 (9,0)	2/6/05	Terrell Owens vs. Patriots (L)	122 (9, 0)
10/2/11	DeSean Jackson vs. 49ers (L)	171 (6, 0)	12/5/04	Terrell Owens vs. Packers (W)	161 (8, 1)
9/18/11	Jeremy Maclin at Falcons (L)	171 (13, 2)	12/5/04	Brian Westbrook (RB) vs. Packers (W)	156 (11, 3)
9/11/11	DeSean Jackson at Rams (W)	102 (6,1)	11/21/04	Todd Pinkston vs. Redskins (W)	106 (5, 0)
12/12/10	DeSean Jackson at Cowboys (W)	210 (4,1)	11/15/04	Terrell Owens at Cowboys (W)	134 (6, 3)
11/21/10	Jeremy Maclin vs. Giants (W)	120 (9,0)	10/31/04	Terrell Owens vs. Ravens (W)	101 (8, 1)
11/7/10	DeSean Jackson vs. Colts (W)	109 (7,1)	10/24/04	Terrell Owens at Browns (W) OT	109 (4, 2)
10/17/10	Jeremy Maclin vs. Falcons (W)	159 (7,2)	10/24/04	Todd Pinkston at Browns (W) OT	100 (6, 0)
10/3/10	LeSean McCoy (RB) vs. Redskins (L)	110 (12,0)	10/17/04	Terrell Owens vs. Panthers (W)	123 (4, 0)
9/26/10	DeSean Jackson at Jaguars (W)	153 (5,1)	10/3/04	Terrell Owens at Bears (W)	110 (8, 1)
9/19/10	DeSean Jackson at Lions (W)	135 (4,1)	9/26/04	Terrell Owens at Lions (W)	107 (6, 1)
1/9/10	Jeremy Maclin* at Cowboys (L)	146 (7,1)	12/21/03	Todd Pinkston vs. 49ers (L) OT	121 (5, 1)
12/27/09	Brent Celek (TE) vs. Broncos (W)	121 (4,1)	9/22/02	Antonio Freeman vs. Cowboys (W)	118 (6, 1)
12/20/09	DeSean Jackson vs. 49ers (W)	140 (6,1)	9/16/02	James Thrash at Redskins (W)	107 (6, 1)
12/13/09	DeSean Jackson at Giants (W)	178 (6,1)	12/30/01	James Thrash vs. Giants (W)	143 (7, 1)
11/22/09	DeSean Jackson at Bears (W)	107 (8,1)	12/22/01	Duce Staley (RB) at 49ers (L)	103 (9, 0)
11/15/09	Jason Avant at Chargers (L)	156 (8,0)	9/23/01	James Thrash at Seahawks (W)	165 (10, 2)
10/11/09	Jeremy Maclin* vs. Buccaneers (W)	142 (6,2)	12/10/00	Chad Lewis at Browns (W)	100 (5, 0)
9/27/09	DeSean Jackson vs. Chiefs (W)	149 (6,1)	10/1/00	Torrance Small vs. Falcons (W)	122 (4, 1)
9/27/09	Brent Celek (TE) vs. Chiefs (W)	104 (8,1)	10/31/99	Torrance Small vs. Giants (L) OT	119 (4, 1)
9/20/09	Brent Celek (TE) vs. Saints (L)	104 (8,0)	11/30/97	Irving Fryar vs. Bengals (W)	122 (7, 0)
9/20/09	DeSean Jackson vs. Saints (L)	101 (4,1)	11/23/97	Irving Fryar vs. Steelers (W)	116 (7, 1)
1/18/09	Kevin Curtis at Cardinals (L)	122 (4,0)	11/10/97	Irving Fryar vs. 49ers (L)	138 (9, 0)
12/15/08	Jason Avant vs. Browns (W)	101 (5, 0)	10/12/97	Irving Fryar at Jaguars (L)	124 (10, 3)
11/2/08	Brent Celek (TE) at Seahawks (W)	131 (6, 0)	9/28/97	Irving Fryar at Vikings (L)	120 (9, 1)
9/15/08	DeSean Jackson* at Cowboys (L)	110 (6, 0)	9/7/97	Irving Fryar vs. Packers (W)	125 (8, 0)
9/7/08	Hank Baskett vs. Rams (W)	102 (2, 1)	8/31/97	Michael Timpson at Giants (L)	125 (9, 0)
9/7/08	DeSean Jackson* vs. Rams (W) - first start	106 (6, 0)	11/24/96	Irving Fryar at Cardinals (L)	131 (7, 0)
9/7/08	Greg Lewis vs. Rams (W)	104 (5, 0)	11/17/96	Chris T. Jones vs. Redskins (L)	103 (7, 1)
12/2/07	Kevin Curts vs. Seahawks (L)	111 (6, 1)	11/3/96	Irving Fryar at Cowboys (W)	120 (9, 1)
10/28/07	Reggie Brown at Vikings (W)	105 (8, 0)	10/27/96	Irving Fryar vs. Panthers (W)	143 (7, 0)
10/14/07	Kevin Curtis at Jets (W)	121 (5, 1)	10/20/96	Irving Fryar vs. Dolphins (W)	116 (8, 4)
9/23/07	Kevin Curtis vs. Lions (W)	221 (11, 3)	9/15/96	Chris T. Jones vs. Lions (W)	121 (9, 1)
9/23/07	Brian Westbrook (RB) vs. Lions (W)	111 (5, 1)	12/30/95	Fred Barnett vs. Lions (W)	109 (8, 1)
	<i>Westbrook also 14-110-2TDs rushing</i>		12/17/95	Calvin Williams vs. Cardinals (W)	105 (7, 1)
1/13/07	Donté Stallworth at Saints (L)	100 (3, 1)	11/12/95	Fred Barnett vs. Broncos (W)	105 (7, 0)
12/31/06	Hank Baskett* vs. Falcons (W)	177 (7, 1)	12/24/94	Calvin Williams at Bengals (L)	122 (6, 0)
12/4/06	Donté Stallworth vs. Panthers (W)	111 (4, 1)	11/6/94	Fred Barnett vs. Cardinals (W)	173 (11, 2)
11/12/06	Donté Stallworth vs. Redskins (W)	139 (6, 1)	10/24/94	Fred Barnett vs. Oilers (W)	187 (5, 1)
10/22/06	Brian Westbrook (RB) at Bucs (L)	113 (7, 1)	10/2/94	Calvin Williams at 49ers (W)	122 (9, 0)
	<i>Westbrook also 13-101-0TDs rushing</i>		9/12/94	Fred Barnett vs. Bears (W)	102 (8, 0)
			1/3/94	James Joseph (RB) at 49ers (W) OT	109 (6, 0)

All-Time 100-Yard Receiving Performances




H. Jackson



Carmichael




Quick




Hawkins

12/19/93	Calvin Williams at Colts (W)	105 (6, 1)	10/2/83	Mike Quick at Falcons (W)	122 (4, 1)
12/12/93	Herschel Walker (RB) vs. Bills (L)	109 (11, 0)	9/25/83	Mike Quick vs. Cardinals (L)	133 (6, 0)
11/28/93	Herschel Walker (RB) at Redskins (W)	103 (10, 0)	9/18/83	Mike Quick at Broncos (W)	152 (6, 1)
9/19/93	Calvin Williams vs. Redskins (W)	181 (8, 3)	9/11/83	Mike Quick vs. Redskins (L)	106 (4, 1)
1/3/93	Fred Barnett at Saints (W)	102 (4, 2)	9/11/83	Harold Carmichael vs. Redskins (L)	108 (9, 0)
12/13/92	Fred Barnett at Seahawks (W) OT	161 (9, 0)	11/28/82	Harold Carmichael at Redskins (L)	109 (6, 1)
9/20/92	Fred Barnett vs. Broncos (W)	102 (5, 1)	9/19/82	Harold Carmichael at Browns (W)	100 (6, 0)
9/20/92	Calvin Williams vs. Broncos (W)	108 (5, 2)	11/8/81	Harold Carmichael at Cardinals (W)	103 (5, 2)
9/13/92	Fred Barnett at Cardinals (W)	193 (8, 2)	11/1/81	Harold Carmichael vs. Cowboys (L)	151 (5, 1)
11/17/91	Fred Barnett vs. Bengals (W)	108 (6, 0)	10/18/81	Harold Carmichael at Vikings (L)	109 (8, 1)
11/10/91	Fred Barnett at Browns (W)	146 (8, 1)	10/18/81	Wilbert Montgomery (RB) at Vikings (L)	143 (10, 1)
9/22/91	Roy Green vs. Steelers (W)	114 (6, 0)	12/14/80	Charles Smith vs. Cardinals (W)	134 (7, 0)
9/15/91	Fred Barnett at Cowboys (W)	111 (7, 1)	11/9/80	Charles Smith at Saints (W)	137 (9, 0)
9/1/91	Keith Byars (RB) at Packers (W)	111 (8, 1)	11/2/80	Charles Smith at Seahawks (W)	109 (5, 1)
1/5/91	Keith Jackson (TE) vs. Redskins (L)	116 (5, 0)	9/28/80	Harold Carmichael at Cardinals (L)	108 (5, 0)
12/16/90	Fred Barnett* vs. Packers (W)	108 (5, 0)	9/7/80	Harold Carmichael vs. Broncos (W)	135 (3, 1)
12/2/90	Fred Barnett* at Bills (L)	112 (2, 1)	12/23/79	Harold Carmichael vs. Bears (W)	111 (6, 2)
11/25/90	Keith Byars (RB) vs. Giants (W)	128 (8, 0)	9/10/79	Harold Carmichael vs. Falcons (L)	127 (9, 0)
10/15/90	Fred Barnett* vs. Vikings (W)	114 (4, 1)	12/24/78	Charlie Smith at Falcons (L)	108 (7, 0)
9/30/90	Keith Byars (RB) vs. Colts (L)	133 (12, 0)	12/3/78	Harold Carmichael at Vikings (L)	115 (4, 2)
12/18/89	Keith Byars (RB) at Saints (L)	109 (6, 0)	11/19/78	Harold Carmichael at Giants (W)	105 (5, 0)
10/2/89	Cris Carter at Bears (L)	113 (8, 0)	10/29/78	Harold Carmichael vs. Cardinals (L)	126 (7, 1)
9/17/89	Keith Byars (RB) at Redskins (W)	130 (8, 0)	10/22/78	Keith Krepfle (TE) at Cowboys (L)	100 (4, 1)
9/17/89	Keith Jackson (TE) at Redskins (W)	126 (12, 3)	10/30/77	Harold Carmichael at Redskins (L)	116 (4, 1)
9/10/89	Mike Quick vs. Seahawks (W)	140 (6, 1)	11/9/75	Charles Smith vs. Cardinals (L)	102 (7, 0)
12/31/88	Keith Byars (RB) at Bears (L)	103 (9, 0)	12/8/74	Charle Young (TE) at Giants (W)	103 (9, 1)
12/31/88	Keith Jackson* (TE) at Bears (L)	142 (7, 0)	11/17/74	Charle Young (TE) vs. Cardinals (L)	101 (7, 0)
10/10/88	Cris Carter vs. Giants (W)	162 (5, 1)	12/16/73	Harold Carmichael at Redskins (L)	111 (4, 0)
9/18/88	Mike Quick at Redskins (L)	105 (4, 1)	12/16/73	Charle Young* (TE) at Redskins (L)	104 (5, 1)
12/20/87	Mike Quick at Jets (W)	148 (6, 2)	12/9/73	Harold Carmichael vs. Jets (W)	146 (5, 1)
11/29/87	Mike Quick at Patriots (W) OT	121 (5, 2)	12/2/73	Charle Young* (TE) at 49ers (L)	112 (6, 1)
10/18/87	Otis Grant at Packers (L) OT	135 (7, 0)	11/18/73	Charle Young* (TE) at Cowboys (L)	113 (4, 1)
10/11/87	Kevin Bowman at Cowboys (L)	123 (5, 1)	11/11/73	Harold Carmichael vs. Falcons (L)	105 (6, 1)
12/7/86	Mike Quick vs. Cardinals (T) OT	127 (5, 0)	11/4/73	Charle Young* (TE) vs. Patriots (W)	108 (8, 2)
11/30/86	Mike Quick at Raiders (W) OT	145 (8, 3)	10/14/73	Harold Carmichael at Cardinals (W)	187 (12, 2)
9/21/86	Kenny Jackson vs. Broncos (L)	127 (5, 1)	9/30/73	Norm Bulaich vs. Redskins (L)	109 (6, 1)
12/1/85	Mike Quick vs. Vikings (L)	127 (8, 1)	9/23/73	Harold Carmichael at Giants (T)	103 (5, 1)
11/10/85	Mike Quick vs. Falcons (W)	145 (3, 1)	12/17/72	Harold Carmichael at Cardinals (L)	100 (5, 1)
11/3/85	Mike Quick at 49ers (L)	146 (6, 1)	11/26/72	Harold Jackson at Saints (L)	152 (5, 1)
10/27/85	Mike Quick vs. Bills (W)	117 (8, 1)	10/2/72	Harold Jackson vs. Giants (L)	138 (9, 0)
10/20/85	Kenny Jackson vs. Cowboys (W)	134 (6, 1)	9/24/72	Harold Jackson vs. Browns (L)	131 (7, 1)
10/13/85	Herman Hunter* (RB) vs. Cardinals (W)	120 (6, 1)	9/17/72	Harold Jackson at Cowboys (L)	161 (9, 0)
10/6/85	John Spagnola (TE) at Saints (L)	124 (12, 2)	12/19/71	Harold Jackson at Giants (W)	145 (7, 1)
12/16/84	Mike Quick at Falcons (L)	135 (7, 1)	12/12/71	Harold Jackson vs. Cardinals (W)	109 (4, 1)
12/2/84	John Spagnola (TE) vs. Cowboys (L)	114 (11, 0)	11/28/71	Ben Hawkins vs. Redskins (L)	126 (7, 0)
11/25/84	Mike Quick at Cardinals (L)	107 (8, 1)	11/21/71	Harold Jackson at Cardinals (W)	117 (8, 1)
11/4/84	Mike Quick at Lions (T) OT	110 (5, 1)	9/19/71	Ben Hawkins at Bengals (L)	118 (7, 2)
10/28/84	Mike Quick vs. Cardinals (L)	170 (6, 1)	11/1/70	Ben Hawkins at Cowboys (L)	105 (2, 1)
9/2/84	Mike Quick at Giants (L)	147 (8, 1)	10/11/70	Harold Jackson at Giants (L)	194 (7, 2)
12/18/83	Harold Carmichael at Cardinals (L)	102 (5, 0)	12/7/69	Ben Hawkins vs. Redskins (L)	112 (4, 0)
11/27/83	Melvin Hoover at Redskins (L)	128 (4, 0)	11/30/69	Gary Ballman at Saints (L)	119 (4, 1)
11/27/83	Mike Quick at Redskins (L)	104 (5, 2)	11/23/69	Harold Jackson at Cardinals (W)	127 (8, 0)
11/6/83	Mike Quick vs. Cowboys (L)	120 (7, 1)	11/9/69	Harold Jackson at Redskins (T)	112 (8, 0)


All-Time 100-Yard Receiving Performances




Retzlaff



McDonald



Walston



Pihos

10/26/69	Harold Jackson vs. Saints (W)	105 (6, 0)	10/1/61	Tommy McDonald vs. Cardinals (L)	187 (11, 0)
10/19/69	Harold Jackson at Cowboys (L)	107 (3, 1)	10/1/61	Bobby Walston vs. Cardinals (L)	127 (2, 0)
10/13/69	Harold Jackson at Colts (L)	138 (8, 1)	12/18/60	Tommy McDonald at Redskins (W)	116 (2, 2)
10/5/69	Gary Ballman vs. Cowboys (L)	108 (5, 0)	12/18/60	Timmy Brown (RB) at Redskins (W)	128 (5, 1)
9/28/69	Ben Hawkins vs. Steelers (W)	145 (7, 4)	12/18/60	Pete Retzlaff at Redskins (W)	110 (5, 1)
11/10/68	Fred Hill (TE) vs. Redskins (L)	114 (9, 0)	12/11/60	Timmy Brown (RB) at Steelers (L)	112 (3, 1)
10/27/68	Ben Hawkins at Steelers (L)	108 (7, 0)	12/4/60	Pete Retzlaff at Cardinals (W)	123 (5, 1)
10/6/68	Ben Hawkins at Redskins (L)	105 (6, 1)	11/20/60	Bobby Walston at Giants (W)	119 (6, 0)
9/29/68	Ben Hawkins vs. Cowboys (L)	103 (6, 0)	11/6/60	Tommy McDonald vs. Steelers (W)	141 (8, 3)
12/3/67	Ben Hawkins at Redskins (T)	151 (5, 2)	10/9/60	Pete Retzlaff vs. Cardinals (W)	132 (7, 2)
10/22/67	Ben Hawkins at Cardinals (L)	197 (6, 1)	12/6/59	Tommy McDonald at Redskins (W)	153 (9, 3)
10/15/67	Ben Hawkins vs. 49ers (L)	150 (6, 1)	11/15/59	Pete Retzlaff vs. Cardinals (W)	137 (5, 1)
10/1/67	Ben Hawkins vs. Steelers (W)	187 (8, 2)	10/25/59	Tommy McDonald at Cardinals (W)	122 (3, 2)
9/17/67	Gary Ballman vs. Redskins (W)	105 (4, 2)	10/4/59	Tommy McDonald vs. Giants (W)	133 (6, 3)
9/17/67	Ben Hawkins vs. Redskins (W)	100 (5, 0)	12/14/58	Tommy McDonald at Redskins (L)	148 (4, 0)
9/25/66	Pete Retzlaff (TE) vs. Giants (W)	120 (5, 1)	11/16/58	Bill Barnes (RB) vs. Cardinals (W)	109 (7, 0)
12/5/65	Ray Poage vs. Cowboys (L)	142 (5, 1)	10/26/58	Pete Retzlaff at Packers (L)	121 (6, 0)
12/5/65	Pete Retzlaff (TE) vs. Cowboys (L)	118 (6, 0)	10/14/56	Bobby Walston at Steelers (W)	108 (4, 1)
11/28/65	Pete Retzlaff (TE) at Cardinals (W)	148 (9, 3)	9/30/56	Bobby Walston at Rams (L)	115 (5, 0)
11/14/65	Pete Retzlaff (TE) vs. Redskins (W)	204 (7, 0)	12/11/55	Pete Pihos at Bears (L)	114 (11, 0)
11/7/65	Pete Retzlaff (TE) at Browns (L)	151 (7, 3)	12/4/55	Pete Pihos vs. Cardinals (W)	127 (10, 1)
10/17/65	Pete Retzlaff (TE) at Giants (L)	133 (6, 1)	11/27/55	Pete Pihos vs. Rams (L)	103 (6, 1)
9/26/65	Timmy Brown (RB) vs. Giants (L)	106 (8, 0)	11/13/55	Bill Stribling vs. Browns (W)	123 (6, 2)
9/19/65	Timmy Brown (RB) vs. Cardinals (W)	129 (7, 1)	11/6/55	Pete Pihos at Redskins (L)	119 (8, 1)
12/13/64	Pete Retzlaff (TE) at Cardinals (L)	106 (6, 1)	12/12/54	Pete Pihos vs. Giants (W)	119 (8, 1)
11/29/64	Pete Retzlaff (TE) at Browns (L)	100 (5, 1)	11/28/54	Jerry Williams (RB) vs. Redskins (W)	163 (6, 1)
11/8/64	Pete Retzlaff (TE) at Rams (L)	105 (6, 0)	11/7/54	Dom Moselle (RB) vs. Cardinals (W)	100 (7, 1)
10/25/64	Bill Mack at Steelers (W)	104 (3, 1)	10/23/54	Pete Pihos at Steelers (L)	111 (7, 1)
10/4/64	Timmy Brown (RB) vs. Steelers (W)	110 (2, 2)	10/17/54	Pete Pihos at Redskins (W)	132 (9, 3)
	<i>Brown also 16-116-OTDs rushing</i>		10/3/54	Jerry Williams (RB) at Cardinals (W)	166 (5, 1)
9/20/64	Pete Retzlaff (TE) vs. 49ers (L)	121 (8, 1)	10/3/54	Bobby Walston at Cardinals (W)	110 (5, 3)
9/13/64	Pete Retzlaff (TE) vs. Giants (W)	139 (6, 1)	11/21/53	Pete Pihos vs. Cardinals (W)	113 (7, 0)
10/13/63	Tommy McDonald at Redskins (W)	139 (8, 2)	11/15/53	Pete Pihos vs. Colts (W)	118 (7, 1)
10/6/63	Pete Retzlaff (TE) vs. Cowboys (W)	107 (4, 0)	11/15/53	Bobby Walston vs. Colts (W)	110 (7, 0)
9/15/63	Tommy McDonald vs. Steelers (T)	179 (7, 2)	11/8/53	Bobby Walston vs. Giants (W)	176 (8, 2)
12/16/62	Tommy McDonald at Cardinals (L)	162 (4, 3)	11/8/53	Pete Pihos vs. Giants (W)	145 (7, 2)
12/16/62	Timmy Brown (RB) at Cardinals (L)	199 (5, 2)	10/25/53	Pete Pihos at Cardinals (W)	156 (8, 1)
12/9/62	Pete Retzlaff (TE) vs. Steelers (L)	122 (7, 2)	10/10/53	Bobby Walston at Browns (L)	110 (4, 0)
12/2/62	Pete Retzlaff (TE) at Redskins (W)	135 (8, 1)	12/7/52	Bud Grant vs. Dallas Texans (W)	203 (11, 2)
11/25/62	Tommy McDonald vs. Cowboys (W)	108 (3, 1)	11/30/52	Bud Grant at Cardinals (L)	186 (8, 1)
11/25/62	Pete Retzlaff (TE) vs. Cowboys (W)	113 (4, 0)	11/23/52	Bobby Walston at Browns (W)	121 (4, 1)
10/28/62	Timmy Brown (RB) at Vikings (L)	174 (5, 1)	10/12/52	Bud Grant vs. Steelers (W)	111 (5, 1)
10/21/62	Howard Cassady vs. Redskins (L)	133 (8, 2)	9/28/52	Bud Grant at Steelers (W)	135 (4, 1)
10/14/62	Tommy McDonald at Cowboys (L)	131 (7, 0)	10/21/51	Bobby Walston* at Giants (L)	118 (6, 2)
9/30/62	Tommy McDonald vs. Browns (W)	140 (6, 1)	10/22/50	Jack Ferrante at Steelers (W)	118 (5, 0)
9/23/62	Timmy Brown (RB) vs. Giants (L)	160 (9, 1)	10/15/50	Jack Ferrante at Colts (W)	103 (6, 0)
9/16/62	Pete Retzlaff (TE) vs. Cardinals (L)	126 (4, 0)	10/7/50	Jack Ferrante vs. Rams (W)	101 (4, 2)
12/17/61	Pete Retzlaff at Lions (W)	105 (9, 1)	11/13/49	Clyde Scott* (RB) at Redskins (W)	127 (4, 1)
12/10/61	Tommy McDonald vs. Giants (L)	237 (7, 2)	12/12/48	Jack Ferrante vs. Lions (W)	184 (7, 3)
11/26/61	Tommy McDonald vs. Cowboys (W)	131 (5, 3)	11/28/48	Pete Pihos vs. Steelers (W)	112 (7, 1)
11/5/61	Tommy McDonald vs. Bears (W)	109 (6, 1)	11/7/48	Pete Pihos at Giants (W)	128 (5, 2)
10/29/61	Tommy McDonald at Redskins (W)	141 (7, 1)	12/14/47	Pete Pihos* vs. Packers (W)	108 (4, 1)
10/29/61	Pete Retzlaff at Redskins (W)	125 (7, 2)	11/11/45	Jack Ferrante vs. Giants (W)	135 (5, 2)


All-Time 100-Yard Receiving Performances



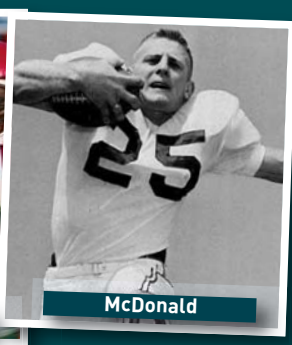
Carmichael



Retzlaff



Quick



McDonald

10/28/45	Jack Ferrante vs. Browns (W)	101 (5,1)
12/5/43	Tony Bova vs. Packers (L)	106 (3, 2)
11/1/42	Fred Meyer* at Redskins (L)	119 (4, 0)
12/1/40	Don Looney* at Redskins (L)	180 (14, 0)
10/26/40	Lester McDonald vs. Brook. Dodg. (L)	102 (6, 0)
9/22/40	Don Looney* at Rams (L)	129 (8, 2)
9/15/40	Don Looney* at Packers (L)	115 (8, 1)
11/19/39	Herschel Ramsey at Bears (L)	131 (8, 1)
9/11/38	Joe Carter vs. Redskins (L)	116 (6, 2)
11/14/37	Joe Carter at Packers (L)	139 (6, 1)

* - denotes rookie

Green - denotes playoff game

MOST 100-YARD RECEIVING GAMES, Career

1. Pete Retzlaff23
- 2t. Harold Carmichael, Mike Quick21
4. Tommy McDonald17
5. **DeSean Jackson**, Fred Barnett15
7. Pete Pihos14
- 8t. Ben Hawkins, Harold Jackson13
10. Terrell Owens12

*includes playoff games

MOST 150-YARD RECEIVING GAMES, Career

1. Tommy McDonald5
2. **DeSean Jackson**, Ben Hawkins, Fred Barnett4

MOST 200-YARD RECEIVING GAMES, Career

- 1t. **DeSean Jackson**, Kevin Curtis, Pete Retzlaff,
Tommy McDonald, Bud Grant1

MOST 100-YARD RECEIVING GAMES, Season

1. Terrell Owens (2004)7
2. Irving Fryar (1997)6
- Mike Quick (1983)6
4. (eight times) last by **DeSean Jackson (2009)**5

*regular season only

All-Time Multi-Sack Performances



Douglas



Cole



Fuller



Simon

Date	Player/Opponent/Result	Sacks	Date	Player/Opponent/Result	Sacks
12/13/12	Brandon Graham vs. Bengals (L)	2.5	11/28/04	Corey Simon at Giants (W)	2.0
12/13/12	Fletcher Cox* vs. Bengals (L)	1.5	11/7/04	Sam Rayburn at Steelers (L)	2.0
12/2/12	Brandon Graham at Cowboys (L)	1.5	10/31/04	Jevon Kearse vs. Ravens (W)	2.0
9/23/12	Jason Babin at Cardinals (L)	1.5	9/26/04	Jevon Kearse at Lions (W)	3.0
12/18/11	Jason Babin vs. Jets (W)	3.0	11/16/03	Darwin Walker vs. Giants (W)	1.5
12/11/11	Jason Babin at Dolphins (W)	3.0	12/21/02	N.D. Kalu at Cowboys (W)	2.0
12/11/11	Trent Cole at Dolphins (W)	3.0	12/8/02	Brandon Whiting at Seahawks (W)	2.0
12/1/11	Jason Babin at Seahawks (L)	2.0	12/1/02	N.D. Kalu vs. Rams (W)	3.0
10/30/11	Jason Babin vs. Cowboys (W)	2.0	12/1/02	Hugh Douglas vs. Rams (W)	2.0
10/2/11	Jason Babin vs. 49ers (L)	3.0	11/3/02	Hugh Douglas at Bears (W)	2.0
9/18/11	Cullen Jenkins at Falcons (L)	2.0	10/20/02	Carlos Emmons vs. Buccaneers (W)	2.0
9/11/11	Jason Babin at Rams (W)	2.0	12/9/01	Derrick Burgess at Chargers (W)	2.0
11/28/10	Trent Cole at Bears (L)	2.0	11/29/01	Corey Simon at Chiefs (W)	2.0
10/17/10	Trent Cole vs. Falcons (W)	2.0	11/25/01	Corey Simon vs. Redskins (L)	2.0
9/26/10	Trent Cole at Jaguars (W)	2.0	11/18/01	Troy Vincent at Cowboys (W)	1.5
9/26/10	Trevor Laws at Jaguars (W)	2.0	11/11/01	Hugh Douglas vs. Vikings (W)	2.5
9/12/10	Juqua Parker vs. Packers (L)	2.0	11/4/01	Hugh Douglas vs. Cardinals (W)	2.0
12/20/09	Trent Cole vs. 49ers (W)	2.0	9/23/01	Brandon Whiting at Seahawks (W)	2.0
12/13/09	Darren Howard at Giants (W)	2.0	12/31/00	Hugh Douglas vs. Buccaneers (W)	2.0
10/26/09	Trent Cole at Redskins (W)	2.0	11/19/00	Brian Dawkins vs. Cardinals (W)	2.0
9/13/09	Darren Howard at Panthers (W)	2.0	11/19/00	Jeremiah Trotter vs. Cardinals (W)	2.0
12/28/08	Chris Clemons vs. Cowboys (W)	2.0	11/19/00	Corey Simon vs. Cardinals (W)	1.5
11/16/08	Trent Cole at Bengals (T)	2.0	11/5/00	Brandon Whiting vs. Cowboys (W)	1.5
11/16/08	Darren Howard at Bengals (T)	2.0	10/22/00	Hugh Douglas vs. Bears (W)	1.5
11/2/08	Darren Howard at Seahawks (W)	1.5	10/8/00	Hugh Douglas vs. Redskins (L)	2.0
9/21/08	Juqua Parker vs. Steelers (W)	2.5	9/24/00	Corey Simon at Saints (W)	2.0
9/21/08	Darren Howard vs. Steelers (W)	2.0	9/17/00	Hugh Douglas at Packers (L)	2.5
9/21/08	Omar Gaither vs. Steelers (W)	1.5	9/3/00	Hugh Douglas at Cowboys (W)	2.0
12/9/07	Trent Cole vs. Giants (L)	2.0	1/2/00	Tyrone Williams vs. Rams (W)	2.0
10/28/07	Trent Cole at Vikings (W)	2.0	12/19/99	Mike Mamula vs. Patriots (W)	3.0
9/23/07	Trent Cole vs. Lions (W)	3.5	10/31/99	Greg Jefferson vs. Giants (L)	1.5
9/23/07	Brodrick Bunkley vs. Lions (W)	2.0	11/22/98	Bill Johnson at Giants (L)	1.5
9/23/07	Juqua Parker vs. Lions (W)	2.0	11/15/98	Hugh Douglas at Redskins (L)	1.5
9/9/07	Trent Cole at Packers (L)	1.5	11/8/98	Hugh Douglas vs. Lions (W)	2.5
1/13/07	Darwin Walker at Saints (L)	2.0	10/18/98	Hugh Douglas at Chargers (L)	4.5
12/31/06	Matt McCoy vs. Falcons (W)	2.0	10/11/98	Hollis Thomas vs. Redskins (W)	2.0
12/31/06	Juqua Parker vs. Falcons (W)	2.0	10/11/98	Hugh Douglas vs. Redskins (W)	1.5
11/19/06	Trent Cole vs. Titans (L)	1.5	10/11/98	Al Wallace vs. Redskins (W)	1.5
10/8/06	Darwin Walker vs. Cowboys (W)	3.0	12/14/97	Greg Jefferson at Falcons (L)	2.0
10/8/06	Darren Howard vs. Cowboys (W)	2.0	11/2/97	Hollis Thomas at Cardinals (L)	1.5
9/17/06	Jevon Kearse vs. Giants (L)	2.5	10/26/97	Rhett Hall vs. Cowboys (W)	3.5
9/17/06	Trent Cole vs. Giants (L)	2.0	10/26/97	William Thomas vs. Cowboys (W)	2.0
9/17/06	Mike Patterson vs. Giants (L)	1.5	9/15/97	Bobby Taylor at Cowboys (L)	2.0
9/10/06	Trent Cole at Texans (W)	2.0	12/22/96	William Fuller vs. Cardinals (W)	3.0
11/20/05	Jevon Kearse at Giants (L)	2.5	12/1/96	William Fuller vs. Giants (W)	2.0
11/20/05	Trent Cole* at Giants (L)	2.0	11/24/96	William Thomas at Cardinals (L)	2.0
11/14/05	Trent Cole* vs. Cowboys (L)	2.0	10/13/96	Mike Mamula at Giants (W)	2.5
9/12/05	Brian Dawkins at Falcons (L)	1.5	10/13/96	William Fuller at Giants (W)	2.0
9/12/05	Darwin Walker at Falcons (L)	1.5	10/13/96	Rhett Hall at Giants (W)	1.5
1/23/05	Derrick Burgess vs. Falcons (W)	2.0	10/13/96	William Thomas at Giants (W)	1.5
12/5/04	Corey Simon vs. Packers (W)	2.0	9/22/96	William Fuller at Falcons (W)	2.0
12/5/04	Darwin Walker vs. Packers (W)	2.0	9/1/96	Mike Mamula at Redskins (W)	2.0
			12/17/95	William Fuller vs. Cardinals (L)	2.0


All-Time Multi-Sack Performances



Harmon



White



J. Brown



Simmons

12/10/95	William Fuller vs. Cowboys (W)	1.5	11/12/90	Reggie White vs. Redskins (W)	2.0
12/3/95	William Fuller at Seahawks (L)	2.0	11/4/90	Seth Joyner vs. Patriots (W)	2.0
12/3/95	Kevin Johnson at Seahawks (L)	2.0	10/15/90	Jessie Small vs. Vikings (W)	2.0
11/19/95	Mike Mamula vs. Giants (W)	3.0	9/30/90	Reggie White vs. Colts (L)	3.0
11/19/95	Andy Harmon vs. Giants (W)	2.0	9/16/90	Mike Pitts vs. Phoenix Cardinals (L)	2.0
10/29/95	William Fuller vs. Rams (W)	2.0	9/16/90	Reggie White vs. Phoenix Cardinals (L)	2.0
10/29/95	Andy Harmon vs. Rams (W)	2.0	12/18/89	Jerome Brown at Saints (L)	2.0
10/15/95	Andy Harmon at Giants (W)	2.0	10/29/89	Clyde Simmons at Broncos (W)	3.5
10/15/95	Kevin Johnson at Giants (W)	2.0	10/29/89	Reggie White at Broncos (W)	1.5
10/8/95	Andy Harmon vs. Redskins (W)	3.0	10/22/89	Seth Joyner vs. LA Raiders (W)	2.0
10/1/95	Mike Mamula at Saints (W)	2.0	10/15/89	Jerome Brown at Phoenix Cardinals (W)	2.5
12/18/94	Mike Flores vs. Giants (L)	2.0	10/8/89	Reggie White vs. Giants (W)	2.0
12/4/94	William Fuller at Cowboys (L)	1.5	9/24/89	Reggie White vs. 49ers (L)	2.5
11/6/94	Andy Harmon vs. Cardinals (W)	2.0	9/24/89	Mike Pitts vs. 49ers (L)	2.0
10/24/94	William Thomas vs. Oilers (W)	2.0	9/24/89	Clyde Simmons vs. 49ers (L)	2.0
9/18/94	Bill Romanowski vs. Packers (W)	1.5	9/17/89	Jerome Brown at Redskins (W)	2.0
9/12/94	William Fuller vs. Bears (W)	2.0	9/10/89	Clyde Simmons vs. Seahawks (W)	2.0
1/3/94	Andy Harmon vs. 49ers (W)	3.0	12/18/88	Reggie White at Cowboys (W)	2.0
12/26/93	Clyde Simmons vs. Saints (W)	2.0	12/10/88	Reggie White at Phoenix Cardinals (W)	2.0
12/6/93	Andy Harmon at Cowboys (L)	2.5	11/27/88	Clyde Simmons vs. Phoenix Cardinals (W)	2.5
11/28/93	Mike Flores at Redskins (W)	2.0	11/6/88	Reggie White vs. LA Rams (W)	2.0
10/31/93	Andy Harmon vs. Cowboys (L)	2.0	10/30/88	Reggie White vs. Falcons (L)	2.0
9/19/93	Clyde Simmons vs. Redskins (W)	2.0	10/10/88	Reggie White vs. Giants (W)	2.5
12/27/92	Clyde Simmons vs. Giants (W)	1.5	10/2/88	Clyde Simmons vs. Oilers (W)	2.0
12/13/92	Clyde Simmons at Seahawks (W)	2.0	9/25/88	Reggie White at Vikings (L)	4.0
12/13/92	Reggie White at Seahawks (W)	2.0	12/27/87	Reggie White vs. Bills (W)	2.0
12/6/92	Andy Harmon vs. Vikings (W)	2.5	12/20/87	Reggie White at Jets (W)	2.0
11/29/92	Mike Pitts at 49ers (L)	2.0	12/6/87	Reggie White at Giants (L)	2.0
11/22/92	Reggie White at Giants (W)	3.5	11/29/87	Mike Pitts at Patriots (W)	2.0
11/22/92	Clyde Simmons at Giants (W)	3.0	11/29/87	Reggie White at Patriots (W)	2.0
11/8/92	Reggie Simmons vs. LA Raiders (W)	1.5	11/22/87	Reggie White vs. St. Louis Rams (L)	2.0
11/8/92	Reggie White vs. LA Raiders (W)	1.5	11/15/87	Reggie White vs. Giants (L)	3.0
10/11/92	Clyde Simmons at Chiefs (L)	2.0	11/1/87	Jerome Brown at St. Louis Rams (W)	2.0
10/5/92	Reggie White vs. Cowboys (W)	2.0	11/1/87	Reggie White at St. Louis Rams (W)	2.0
9/20/92	Clyde Simmons vs. Broncos (W)	1.5	10/25/87	Reggie White vs. Cowboys (W)	2.5
9/13/92	Clyde Simmons at Phoenix Cardinals (W)	3.0	10/18/87	Fred Smalls at Packers (L)	2.5
12/22/91	Reggie White vs. Redskins (W)	2.0	10/18/87	Ray Phillips at Packers (L)	1.5
12/8/91	Clyde Simmons at Giants (W)	2.0	9/20/87	Clyde Simmons vs. Saints (W)	1.5
12/2/91	Seth Joyner at Oilers (W)	2.0	9/20/87	Reggie White vs. Saints (W)	1.5
11/17/91	Clyde Simmons vs. Bengals (W)	2.0	12/14/86	Reggie White at Cowboys (W)	3.0
11/17/91	Reggie White vs. Bengals (W)	2.0	12/7/86	Reggie White vs. St. Louis Rams (T)	2.0
11/4/91	Clyde Simmons vs. Giants (W)	1.5	11/30/86	Reggie White at LA Raiders (W)	4.0
11/4/91	Reggie White vs. Giants (W)	1.5	11/23/86	Ken Clarke at Seahawks (L)	2.0
10/6/91	Wes Hopkins at Buccaneers (L)	2.0	11/9/86	Greg Brown vs. Giants (L)	2.0
9/22/91	Clyde Simmons vs. Steelers (W)	2.0	11/2/86	Reggie White at St. Louis Rams (L)	4.0
9/15/91	Clyde Simmons at Cowboys (W)	4.5	10/5/86	Garry Cobb at Falcons (W)	4.0
9/15/91	Jerome Brown at Cowboys (W)	2.5	9/7/86	Ken Clarke at Redskins (L)	2.0
9/15/91	Mike Golic at Cowboys (W)	2.0	12/22/85	Garry Cobb at Vikings (W)	2.0
9/1/91	Reggie White at Packers (W)	3.0	12/22/85	Reggie White at Vikings (W)	2.0
12/29/90	Seth Joyner at Phoenix Cardinals (W)	2.0	12/22/85	Reggie Wilkes at Vikings (W)	2.0
12/16/90	Clyde Simmons vs. Packers (W)	1.5	12/8/85	Ray Ellis vs. Redskins (L)	2.0
12/16/90	Reggie White vs. Packers (W)	1.5	11/17/85	Reggie White at St. Louis Rams (W)	3.0
11/18/90	Clyde Simmons at Falcons (W)	2.0	11/10/85	Ken Clarke vs. Falcons (W)	2.0


All-Time Multi-Sack Performances



Harrison



Brown




Clarke



Hairston

11/10/85	Reggie White vs. Falcons (W)	2.0
10/13/85	Greg Brown vs. St. Louis Rams (W)	3.0
10/6/85	Greg Brown at Saints (L)	1.5
10/6/85	Ken Clarke at Saints (L)	1.5
9/29/85	Reggie White vs. Giants (L)	2.5
9/29/85	Ken Clarke vs. Giants (L)	1.5
12/16/84	Greg Brown at Falcons (L)	4.0
12/16/84	Ken Clarke at Falcons (L)	2.0
12/16/84	Byron Darby at Falcons (L)	2.0
12/9/84	Byron Darby vs. Patriots (W)	1.5
12/9/84	Dennis Harrison vs. Patriots (W)	1.5
12/2/84	Greg Brown vs. Cowboys (L)	1.5
11/25/84	Dennis Harrison at St. Louis Rams (L)	1.5
11/4/84	Ken Clarke at Lions (T)	3.0
10/21/84	Dennis Harrison vs. Giants (W)	2.0
10/21/84	Greg Brown vs. Giants (W)	1.5
10/14/84	Ken Clarke vs. Colts (W)	2.0
10/14/84	Dennis Harrison vs. Colts (W)	2.0
9/30/84	Greg Brown at Redskins (L)	2.0
12/18/83	Greg Brown at St. Louis Rams (L)	2.5
11/20/83	Greg Brown vs. Giants (L)	2.0
11/13/83	Dennis Harrison at Bears (L)	3.0
10/9/83	Dennis Harrison at Giants (W)	2.0
10/2/83	Dennis Harrison at Falcons (W)	3.0
9/25/83	Carl Hairston at St. Louis Rams (L)	2.0
9/25/83	Joel Williams at St. Louis Rams (L)	1.5
12/26/82	Greg Brown at Cowboys (W)	2.0
12/26/82	Dennis Harrison at Cowboys (W)	1.5
12/19/82	Carl Hairston vs. Oilers (W)	2.0
12/11/82	Dennis Harrison at Giants (L)	2.0
12/5/82	Dennis Harrison vs. St. Louis Rams (L)	2.0
11/28/82	Dennis Harrison at Redskins (L)	2.0

Multi-Interception Performances Since 1960



Edwards



Allen



Samuel



Bradley

<u>Date</u>	<u>Player/Opponent/Result</u>	<u>INTs</u>			
9/9/12	Dominique Rodgers-Cromartie at Browns (W)	2	11/4/79	Herman Edwards vs. Browns (L)	2
9/9/12	Kurt Coleman at Browns (W)	2	10/14/79	Randy Logan at St. Louis Rams (W)	2
10/16/11	Kurt Coleman at Redskins (W)	3	12/17/78	Herman Edwards vs. Giants (W)	2
11/21/10	Asante Samuel vs. Giants (W)	2	9/17/78	Deac Sanders at Saints (W)	2
11/15/10	Dimitri Patterson at Redskins (W)	2	12/4/77	Randy Logan at Cowboys (L)	2
11/7/10	Asante Samuel vs. Colts (W)	2	11/6/77	Deac Sanders vs. Saints (W)	2
11/29/09	Asante Samuel vs. Redskins (W)	2	10/9/77	Deac Sanders at Giants (W)	2
10/11/09	Asante Samuel vs. Buccaneers (W)	2	12/21/75	Frank LeMaster at Redskins (W)	2
9/13/09	Sheldon Brown at Panthers (W)	2	12/21/75	Artimus Parker at Redskins (W)	2
10/8/06	Lito Sheppard vs. Cowboys (W)	2	11/30/75	Bill Bergey vs. 49ers (W)	2
10/2/05	Sheldon Brown at Chiefs (W)	2	10/5/75	Bill Bradley vs. Redskins (W)	2
10/17/04	Lito Sheppard vs. Panthers (W)	2	11/5/72	Bill Bradley vs. St. Louis Rams (T)	2
12/8/02	Bobby Taylor at Seahawks (W)	2	10/8/72	Bill Bradley at Redskins (L)	2
1/12/02	Damon Moore vs. Buccaneers (W)	2	12/12/71	Leroy Keyes vs. St. Louis Rams (W)	2
12/16/01	Brian Dawkins at Redskins (W)	2	11/21/71	Bill Bradley at St. Louis Rams (W)	2
9/24/00	Troy Vincent at Saints (W)	2	11/7/71	Bill Bradley at Redskins (T)	2
12/19/99	Troy Vincent vs. Patriots (W)	2	10/31/71	Bill Bradley vs. Broncos (W)	2
12/14/96	Michael Zordich at Jets (W)	2	9/26/71	Bill Bradley vs. Cowboys (L)	2
9/22/96	William Thomas at Falcons (W)	2	11/8/70	Adrian Young vs. Dolphins (W)	2
12/17/95	William Thomas vs. Cardinals (W)	2	12/21/69	Joe Scarpati at 49ers (L)	2
10/15/95	William Thomas at Giants (W)	2	10/13/69	Nate Ramsey at Baltimore Colts (L)	2
12/26/93	Eric Allen vs. Saints (W)	2	11/17/68	Al Nelson at Giants (L)	2
10/17/93	Mark McMillian at Giants (L)	2	10/29/67	Ron Medved vs. Cowboys (W)	2
1/3/93	Eric Allen at Saints (W)	2	10/23/66	Joe Scarpati at Giants (W)	3
11/8/92	Eric Allen vs. LA Raiders (W)	2	9/18/66	Joe Scarpati vs. Falcons (W)	2
11/17/91	Wes Hopkins vs. Bengals (W)	2	12/12/65	Jim Nettles at Steelers (W)	3
9/15/91	Rich Miano at Cowboys (W)	2	12/12/65	Joe Scarpati at Steelers (W)	2
12/23/90	Eric Allen vs. Cowboys (W)	2	11/28/65	Nate Ramsey at St. Louis Rams (W)	3
12/18/88	Wes Hopkins at Cowboys (W)	2	11/28/65	Al Nelson at St. Louis Rams (W)	2
11/20/88	Terry Hoage at Giants (W)	2	12/13/64	Nate Ramsey at St. Louis Rams (L)	2
9/4/88	Terry Hoage at Buccaneers (W)	2	12/1/63	Dave Lloyd at Steelers (T)	2
9/20/87	Elbert Foules vs. Saints (W)	2	10/13/63	Don Burroughs at Redskins (W)	2
12/21/86	Roynell Young vs. Redskins (L)	2	12/9/62	Ben Scotti vs. Steelers (L)	2
9/14/86	Andre Waters at Bears (L)	2	10/6/62	Don Burroughs at Steelers (L)	2
10/20/85	Wes Hopkins vs. Cowboys (W)	2	12/3/61	Don Burroughs at Steelers (W)	3
12/2/84	Wes Hopkins vs. Cowboys (L)	2	12/3/61	Chuck Bednarik at Steelers (W)	2
12/19/82	Roynell Young vs. Oilers (W)	2	11/27/60	Don Burroughs vs. Giants (W)	2
12/20/81	Herman Edwards vs. St. Louis Rams (W)	2	10/16/60	Gene Johnson vs. Lions (W)	2
9/17/81	Brenard Wilson at Bills (W)	2	10/9/60	Don Burroughs vs. St. Louis Rams (W)	2
1/3/81	Herman Edwards vs. Vikings (W)	2	9/30/60	Chuck Weber at Cowboys (W)	3
1/3/81	Roynell Young vs. Vikings (W)	2			
9/22/80	Herman Edwards vs. Giants (W)	2			


* - denotes rookie

Green - denotes playoff game

All-Time Interception Returns for TDs



Sheppard



Allen



Bednarik



Vincent

Date	Player/Opponent/Result	Yards			
11/13/11	Asante Samuel vs. Cardinals (L)	20	10/27/85	Wes Hopkins vs. Bills (W)	24
11/15/10	Dimitri Patterson at Redskins (W)	40	9/29/85	Herman Edwards vs. Giants (L)	3
12/6/09	Sheldon Brown at Falcons (W)	83	12/19/82	Richard Blackmore vs. Oilers (W)	20
10/26/09	Will Witherspoon at Redskins (W)	9	12/17/78	Frank LeMaster vs. Giants (W)	9
1/4/09	Asante Samuel at Vikings (W)	44	10/15/78	John Sanders vs. Washington (W)	19
12/15/08	Asante Samuel vs. Browns (W)	50	12/21/75	Frank LeMaster at Redskins (W)	89
10/12/08	Juqua Parker at 49ers (W)	55	12/21/75	Joe Lavender at Redskins (W)	36
12/17/06	Trent Cole at Giants (W)	19	9/29/74	Joe Lavender vs. Baltimore Colts (W)	37
12/10/06	Michael Lewis at Redskins (W)	84	12/9/73	John Outlaw vs. Jets (W)	45
11/12/06	Sheldon Brown vs. Redskins (W)	70	12/19/71	Al Nelson at Giants (W)	19
10/8/06	Lito Sheppard vs. Cowboys (W)	102	10/19/69	Bill Bradley* at Cowboys (L)	56
10/2/05	Sheldon Brown at Chiefs (W)	40	10/13/69	Nate Ramsey at Baltimore Colts (L)	26
11/15/04	Lito Sheppard at Cowboys (W)	101	9/21/69	Joe Scarpati vs. Browns (L)	34
10/17/04	Lito Sheppard vs. Panthers (W)	64	12/10/67	Joe Scarpati at Cowboys (L)	67
10/5/03	ND Kalu vs. Redskins (W)	15	10/8/67	Don Hultz at Falcons (W)	16
1/11/03	Bobby Taylor vs. Falcons (W)	39	11/20/66	Jim Nettles at 49ers (W)	34
12/21/02	Shawn Barber at Cowboys (W)	80	12/12/65	Jim Nettles* at Steelers (W)	56
12/1/02	Bobby Taylor vs Rams (W)	23	12/12/65	George Tarasovic at Steelers (W)	40
1/12/02	Damon Moore vs. Buccaneers (W)	59	12/12/65	Maxie Baughan at Steelers (W)	33
11/18/01	Jeremiah Trotter at Cowboys (W)	50	12/6/64	Joe Scarpati* vs. Cowboys (W)	24
11/18/01	William Hampton at Cowboys (W)	33	10/25/64	Irv Cross at Steelers (W)	94
11/19/00	Mike Caldwell vs. Cardinals (W)	26	11/10/63	Lee Roy Caffey* at Giants (L)	87
9/3/00	Jeremiah Trotter at Cowboys (W)	27	10/13/57	Jimmy Harris* at Browns (L)	65
1/2/00	Mike Mamula vs. Rams (W)	41	10/5/57	Jerry Norton vs. Giants (L)	99
1/2/00	Al Harris vs. Rams (W)	17	10/14/56	Eddie Bell at Steelers (W)	28
11/21/99	Brandon Whiting vs. Colts (L)	22	11/13/55	Bibbles Bawel vs. Browns (W)	40
10/24/99	Brian Dawkins at Dolphins (L)	67	10/15/55	Bibbles Bawel at Steelers (L)	42
10/3/99	Bobby Taylor at Giants (L)	18	12/12/54	Jerry Norton* vs. Giants (W)	69
12/7/97	Brian Dawkins vs. Giants (L)	64	11/15/53	Chuck Bednarik vs. Baltimore Colts (W)	26
11/3/96	Troy Vincent at Cowboys (W)	90 (lateral)	12/14/52	Mike Jarmoluk at Redskins (L)	45
12/30/95	William Thomas vs. Lions (W)	30	12/7/52	Vic Sears vs. Dallas Texans (W)	9
12/30/95	Barry Wilburn vs. Lions (W)	24	11/2/52	Russ Craft at Packers (L)	32
9/10/95	William Thomas at Cardinals (W)	37	10/29/50	Joe Muha vs. Redskins (W)	19
12/24/94	Mike Zordich at Bengals (L)	18	10/22/50	Norm Willey* at Steelers (W)	41
10/30/94	Greg Jackson at Redskins (W)	55	9/24/50	Frank Reagan at Chicago Cardinals (W)	46 (lateral)
12/26/93	Eric Allen vs. Saints (W)	33	12/4/49	Joe Muha at Giants (W)	28
12/26/93	Eric Allen vs. Saints (W)	25	11/20/49	Pat McHugh vs. NY Bulldogs (W)	21
10/3/93	Eric Allen at Jets (W)	94	11/10/46	Gil Steinke at Giants (L)	52
9/19/93	Eric Allen vs. Redskins (W)	29	12/3/44	Vic Lindskog* vs. Brooklyn Tigers (W)	65
1/3/93	Eric Allen at Saints (W)	18	11/26/44	Tom Miller vs. Bears (L)	35
12/6/92	Seth Joyner vs. Vikings (W)	24	11/19/44	Jack Hinkle at Redskins (W)	50
11/22/92	Seth Joyner at Giants (W)	43	11/7/43	Larry Cabrelli vs. Redskins (T)	24
12/22/91	Otis Smith vs. Washington (W)	74	10/31/43	Ben Kish vs. Chicago Cardinals (W)	86
12/23/90	Eric Allen vs. Cowboys (W)	35	9/16/38	Jay Arnold at Pittsburgh Pirates (W)	22
11/25/90	Byron Evans vs. Giants (W)	23	10/10/37	Maurice Harper* at Redskins (W)	20
11/12/90	William Frizzell vs. Redskins (W)	30	11/6/34	Swede Hanson vs. Cincinnati Reds (W)	N/A
12/3/89	Clyde Simmons at Giants (W)	60	11/26/33	Lee Woodruff vs. Cincinnati Reds (W)	55
9/10/89	Eric Everett vs. Seahawks (W)	30			


* - denotes rookie

Green - denotes playoff game

All-Time Fumble Recoveries for TDs



Patterson



Edwards



Dawkins



Parker

<u>Date</u>	<u>Player/Opponent/Result</u>	<u>Yards</u>			
12/18/11	Juqua Parker vs. Jets (W)	47	11/16/80	Jerry Robinson at Redskins (W)	59
11/7/11	Brian Rolle vs. Bears (L)	22	11/19/78	Herman Edwards at Giants (W)	26
9/11/11	Juqua Parker at Rams (W)	56	12/1/74	Will Wynn vs. Packers (W)	87
10/10/10	Quintin Mikell at 49ers (W)	52	10/6/74	Bill Dunstan at Chargers (W)	46
12/13/09	Sheldon Brown at Giants (W)	60	9/23/74	Joe Lavender vs. Cowboys (W)	96
9/13/09	Victor Abiamiri at Panthers (W)	2	11/4/73	Will Wynn* vs. Patriots (W)	24
12/28/08	Joselio Hanson vs. Cowboys (W)	96	11/21/71	Steve Smith at St. Louis Cardinals (W)	5
12/28/08	Chris Clemons vs. Cowboys (W)	73	11/21/71	Ben Hawkins at St. Louis Cardinals (W)	5
9/15/08	Chris Gocong at Cowboys (L)	0	11/15/70	Steve Preece vs. Falcons (T)	21
12/30/07	Kevin Curtis vs. Bills (W)	0	12/18/66	Harold Wells at Redskins (W)	60
12/23/07	Kevin Curtis at Saints (W)	0	10/10/65	George Tarasovic at Cowboys (W)	62
9/24/06	Mike Patterson at 49ers (W)	98	11/22/64	Mike Morgan* vs. St. Louis Cardinals (L)	0
10/9/05	Sheldon Brown at Cowboys (L)	80	11/27/60	J.D. Smith vs. Giants (W)	0
1/16/05	Freddie Mitchell vs. Vikings (W)	0	11/20/60	Jimmy Carr at Giants (W)	38
12/15/02	Carlos Emmons vs. Redskins (W)	44	12/13/59	Don Owens vs. Browns (L)	3
12/9/01	Brian Dawkins vs. Chargers (W)	49	11/22/59	Jerry Huth vs. LA Rams (W)	0
9/30/01	Damon Moore vs. Cowboys (W)	10	10/4/59	Chuck Weber vs. Giants (W)	0
9/15/97	William Thomas at Cowboys (L)	37	12/12/54	Norm Willey vs. Giants (W)	0
12/22/96	Mike Mamula vs. Cardinals (W)	4	10/25/53	Tom Scott* at Chicago Cardinals (W)	0
10/13/96	William Thomas at Giants (W)	23	12/7/52	Ebert Van Buren vs. Dallas Texans (W)	0
9/30/96	Rhett Hall vs. Cowboys (L)	32	11/16/52	Pete Pihos vs. Chicago Cardinals (W)	12
12/24/95	Jerome Henderson at Bears (L)	0	11/9/52	Mike Jarmoluk vs. Redskins (W)	16
10/29/95	Kevin Johnson vs. St. Louis Rams (W)	37	11/4/51	Gerry Cowhig at Steelers (W)	25
10/15/95	Mike Zordich at Giants (W)	58	10/29/50	John Green vs. Redskins (W)	2
9/24/95	Greg Jackson at Raiders (L)	45	11/6/49	Russ Craft vs. LA Rams (W)	21
1/3/94	Byron Evans at 49ers (W)	30	10/31/48	Bosh Pritchard at Steelers (W)	18
9/13/92	Reggie White at Phoenix Cardinals (W)	37	10/5/47	Joe Muha vs. Giants (W)	2
11/24/91	Seth Joyner at Phoenix Cardinals (W)	34	10/8/44	Jack Banta vs. Redskins (T)	0
11/24/91	Clyde Simmons at Phoenix Cardinals (W)	0	10/31/43	Jack Hinkle vs. Chicago Cardinals (W)	0
10/6/91	Seth Joyner at Buccaneers (L)	0	10/24/43	Al Wukits* at Giants (L)	2
11/12/90	Clyde Simmons vs. Redskins (W)	18	11/1/42	Rupert Pate at Redskins (L)	53
12/3/89	Andre Waters at Giants (W)	3	9/20/42	Vic Sears at Cleveland Rams (L)	25
11/20/88	Cris Carter at Giants (W)	0	9/15/40	Don Looney* at Packers (L)	44
9/20/87	Seth Joyner vs. Saints (W)	18	10/15/39	Theodore Schmitt at Giants (L)	63
9/13/87	Reggie White at Redskins (L)	70	9/25/38	Bob Pylman* vs. Giants (W)	88
12/15/85	Dave Little at Chargers (L)	0	9/25/38	Joe Carter vs. Giants (W)	92
12/26/82	Greg Brown at Cowboys (W)	0	9/16/38	Jay Arnold at Pittsburgh Pirates (W)	18
10/11/81	Frank LeMaster at Saints (W)	47	10/31/37	Joe Pilconis at Pittsburgh Pirates (L)	22
9/27/81	Greg Brown* vs. Redskins (W)	7			

* - denotes rookie

Green - denotes playoff game

All-Time Kick Returns for TDs



Johnson



Brown



Jackson



PUNT RETURNS FOR TOUCHDOWNS

Date	Player/Opponent/Result	Yards
12/2/12	Damaris Johnson* at Cowboys (L)	98
11/22/92	Vai Sikahema at Giants (W)	87
9/13/09	DeSean Jackson at Panthers (W)	85
10/19/03	Brian Westbrook at Giants (W)	84
12/21/03	Brian Westbrook vs. 49ers (L)	81
10/4/59	Tommy McDonald vs. Giants (W)	81
10/25/42	Ernie Steele* at Bears (L)	80 (lateral)
12/21/47	Bosh Pritchard at Steelers (W)	79
11/25/02	Brian Mitchell at 49ers (W)	76
11/30/86	Greg Garrity at LA Raiders (W)	76
12/13/09	DeSean Jackson at Giants (W)	72
9/24/00	Brian Mitchell at Saints (W)	72
10/30/49	Clyde Scott* at Steelers (W)	70
11/23/47	Pat McHugh* at Boston Yanks (L)	69
10/5/08	DeSean Jackson* vs. Redskins (L)	68
11/6/66	Aaron Martin vs. Cowboys (W)	67
12/3/61	Timmy Brown at Steelers (W)	66
12/19/10	DeSean Jackson at Giants (W)	65
12/19/65	Bob Shann* vs. Lions (L)	63
10/11/59	Art Powell* vs. Steelers (W)	58
9/3/78	Wally Henry vs. LA Rams (L)	57
11/9/52	Don Stevens* vs. Redskins (W)	56
10/31/48	Bosh Pritchard at Steelers (W)	55
10/22/44	Steve Van Buren* vs. Boston Yanks (W)	55
10/6/68	Alvin Haymond at Redskins (L)	54
10/26/52	Bibbles Bawel* at Giants (W)	52
12/8/46	Steve Van Buren at Boston Yanks (W)	50
12/4/49	Frank Reagan at Giants (W)	41
11/2/47	Pete Pihos* at Redskins (W)	26
10/18/36	Stumpy Thomason at Boston Redskins (L)	15

* - denotes rookie

Green - denotes playoff game

KICKOFF RETURNS FOR TOUCHDOWNS

Date	Player/Opponent/Result	Yards
9/17/61	Timmy Brown vs. Browns (W)	105
10/7/50	Russ Craft vs. LA Rams (W)	103
11/13/38	Dave Smukler at Brooklyn Dodgers (L)	100
11/23/08	Quintin Demps* at Ravens (L)	100
9/22/63	Timmy Brown vs. Cardinals (L)	100
12/2/62	Timmy Brown at Redskins (W)	99
12/11/77	Wilbert Montgomery* vs. Giants (W)	99
9/22/68	Alvin Haymond vs. Giants (L)	98
12/2/45	Steve Van Buren at Giants (L)	98
11/1/42	Bosh Pritchard* at Redskins (L)	97
9/22/96	Derrick Witherspoon at Falcons (W)	97
11/12/44	Steve Van Buren* vs. Giants (T)	97
9/24/55	Jerry Norton vs. Giants (W)	96
11/24/96	Derrick Witherspoon at Cardinals (L)	95
9/28/47	Steve Van Buren vs. Redskins (W)	95
11/4/01	Brian Mitchell at Cardinals (W)	94
12/24/94	Herschel Walker at Bengals (L)	94
11/6/66	Timmy Brown vs. Cowboys (W)	93
12/2/79	Billy Campfield vs. Lions (W)	92
11/6/66	Timmy Brown vs. Cowboys (W)	90
11/14/99	Allen Rossum vs. Redskins (W)	89
11/18/84	Andre Waters* vs. Redskins (W)	89
10/1/00	Brian Mitchell vs. Falcons (W)	89
12/17/95	Derrick Witherspoon vs. Cardinals (W)	86
11/2/97	Willie Clark at Cardinals (L)	39

* - denotes rookie

BLOCKED PUNT RETURNS FOR TOUCHDOWNS

Date	Player/Opponent/Result	Yards
11/22/92	Ken Rose at Giants (W)	3
9/2/84	Rich Kraynak at Giants (L)	8
10/31/71	Bill Hobbs vs. Broncos (W)	6
12/20/70	Mike Dirks vs. Steelers (W)	0
11/12/67	Jim Nettles at LA Rams (L)	0
12/18/49	Leo Skladany* at LA Rams (W)	2
11/3/46	Augie Lio vs. Giants (W)	0

* - denotes rookie

Green - denotes playoff game

MISSED FIELD GOAL RETURNS FOR TOUCHDOWNS

Date	Player/Opponent/Result	Yards
9/26/71	Al Nelson vs. Cowboys (L)	101
12/11/66	Al Nelson vs. Browns (W)	100
9/16/62	Timmy Brown vs. St. Louis Cardinals (L)	99

BLOCKED FIELD GOAL RETURNS FOR TOUCHDOWNS

Date	Player/Opponent/Result	Yards
10/23/05	Matt Ware vs. Chargers (W)	65
11/20/88	Clyde Simmons at Giants (W)	15

Best Performances vs. Eagles



SCORING

Most Touchdowns Scored

- 5 James Stewart, Jaguars (10/12/97 at Jax.) [all rushing]
- 4 Joseph Addai, Colts (11/26/06 at Ind.); Larry Brown, Redskins (12/16/73 at Was.); Ron Johnson, Giants (10/2/72 at Phi.); MacArthur Lane, Cardinals (10/18/70 at Phi.); John David Crow, Cardinals (12/16/62 at StL); Jim Taylor, Packers (11/11/62 at Phi.); Jim Brown, Browns (11/19/61 at Cle.)

Most Field Goals

- 5 Al Del Greco, Titans (12/3/00 at Phi.), [5 att]; Richie Cunningham, Cowboys (9/15/97 at Dal.), [5 att]; Chip Lohmiller, Redskins (12/22/91 at Phi.), [6 att]; Raul Allegre, Colts (10/30/83 at Phi.) [6 att.]; Mac Percival, Bears (10/20/68 at Phi.) [5 att.]; Jim Bakken, Cardinals (12/13/64 at StL) [6 att.]

Longest Field Goal

- 62 Matt Bryant, Buccaneers (10/22/06 at TB)
- 56 Justin Tucker, Ravens (9/16/12 at Phi.)
- 56 Mason Crosby, Packers (9/12/10 at Phi.)
- 56 Morten Andersen, Saints (12/26/93 at Phi.)
- 55 [2 times] last by Martin Gramatica (12/23/07 at NO)

RUSHING

Most Rushing Attempts

- 43 Butch Woolfolk, Giants (11/20/83 at Phi.)

Most Yards Rushing

- 237 Emmitt Smith, Cowboys (10/31/93 at Phi.) 30 att.
- 237 Jim Brown, Browns (11/19/61 at Cle.) 34 att.
- 223 Jim Brown, Browns (11/3/63 at Phi.) 28 att.
- 221 Gerald Riggs, Redskins (9/17/89 at Was.) 29 att.
- 218 John Fuqua, Steelers (12/20/70 at Phi.) 20 att.
- 206 Tony Dorsett, Cowboys (12/4/77 at Dal.) 23 att.

Most Touchdowns Rushing

- 5 James Stewart, Jaguars (10/12/97 at Jax.)
- 4 Joseph Addai, Colts (11/26/06 at Ind.); Jim Taylor, Packers (11/11/62 at Phi.); Jim Brown, Browns (11/19/61 at Cle.)

Longest Run From Scrimmage

- 87t John Henry Johnson, Steelers (12/11/60 at Pit.)
- 85t Reggie Brooks, Redskins (9/19/93 at Phi.)
- 84t Herschel Walker, Cowboys (12/14/86 at Dal.)

PASSING

Most Passes Attempted

- 56 Fran Tarkenton, Vikings (12/3/78 at Min.)
- 54 Tom Brady, Patriots (11/25/07 at NE)
- 54 Dan Marino, Dolphins (12/9/90 at Mia.) [OT]
- 53 Tom Ramsey, Patriots (11/29/87 at NE) [OT]

Most Passes Completed

- 37 Daunte Culpepper, Vikings (9/20/04 at Phi.)
- 34 Tom Brady, Patriots (11/25/07 at NE)
- 34 Tom Ramsey, Patriots (11/29/87 at NE) [OT]

Most Yards Gained Passing

- 446 Jon Kitna, Lions (9/23/07 at Phi.)
- 428 Joe Montana, 49ers (9/24/89 at Phi.)
- 409 Phil Simms, Giants (9/2/84 at NYG)
- 402 Tom Ramsey, Patriots (11/29/87 at NE) [OT]
- 394 Don Meredith, Cowboys (10/9/66 at Dal.)

Most Touchdown Passes

- 5 Eli Manning, Giants (12/30/12 at NYG), Joe Montana, 49ers (9/24/89 at Phi.); Craig Morton, Cowboys (10/19/69 at Dal.); Don Meredith, Cowboys (10/9/66 at Dal.); Don Meredith, Cowboys (9/29/68 at Phi.); Sonny Jurgensen, Redskins (10/11/64 at Was.); Sammy Baugh, Redskins (9/28/47 at Phi.); Frank Filchock, Redskins (10/8/44 at Phi.)

Longest Pass Play

- 96 Bill Kilmer to Walter Roberts, Saints (11/19/67 at Phi.)
- 93t Neil Lomax to Ernie Jones, Cardinals (12/10/88 at Pho.)
- 91t Jon Kitna to Roy Williams, Lions (9/23/07 at Phi.)
- 90t Seneca Wallace to Koren Robinson (11/2/08 at Sea.)
- 90t Virgil Carter to Speedy Thomas, Bengals (9/19/71 at Cin.)

RECEIVING

Most Passes Caught

- 13 Wes Welker, Patriots (11/25/07 at NE)
- 13 Terrell Owens, 49ers (11/25/02 at SF)
- 12 [4 times] last by T.J. Houshmandzadeh, Bengals (11/16/08 at Cin.)

Most Yards Gained Receiving

- 225 Kenny Britt, Titans (10/24/10 at Ten.) 7 rec.
- 213 Tony Hill, Cowboys (11/12/79 at Dal.) 7 rec.
- 212 Hugh Taylor, Redskins (9/28/47 at Phi.) 8 rec.
- 204 Roy Williams, Lions (9/23/07 at Phi.) 9 rec.
- 193 Jessie Hester, Raiders (11/30/86 at LA) 4 rec.

Most Touchdown Passes Caught

- 3 [14 times] last by Kenny Britt, Titans (10/24/10 at Ten.)

INTERCEPTIONS

Most Interceptions

- 3 [14 times] last by Lofa Tatupu, Seahawks (12/2/07 at Phi.)

Longest Interception Return

- 107t Ed Reed, Ravens (11/23/08 at Bal.)
- 100t Mike Gaechter, Cowboys (10/14/62 at Dal.)
- 99t Patrick Robinson, Saints (11/5/12 at NO)
- 98 Brandon McDonald (12/15/08 vs. Cle.)
- 97t Darren Sharper, Saints (9/20/09 at Phi.)

MISCELLANEOUS

Most Punts

- 14 Sammy Baugh, Redskins (11/5/39 at Was.)

Longest Punt

- 85 Sammy Baugh, Redskins (12/1/40 at Was.)
- 80 Parker Hall, Cleveland Rams (12/3/39 at Phi.)

Longest Kickoff Return

- 104t Buddy Young, Colts (11/15/53 at Phi.)
- 103t George Hoey, Cardinals (11/21/71 at StL)
- 102t Larry Jones, Redskins (11/24/74 at Was.)
- 101t Wallace Francis, Bills (10/7/73 at Buf.)
- 101t Amos March, Cowboys (10/14/62 at Dal.)

Longest Punt Return

- 90t Adam Jones, Titans (11/19/06 at Phi.)
- 90t Jacquez Green, Redskins (9/16/02 at Was.)
- 88t Andre Coleman, Chargers (9/17/95 at Phi.)
- 88t George Grosvenor, Cardinals (11/8/36 at Chi.)
- 87t Ted Ginn Jr., Dolphins (11/18/07 at Phi.)
- 86t Johnny Roland, Cardinals (10/2/66 at Phi.)

Longest Fumble Return

- 93t James Sanders, Cardinals (9/23/12 at Arz.)
- 74t Bull Karcis, Giants (10/16/38 at NYG)
- 69t DeMarcus Ware, Cowboys (10/8/06 at Phi.)
- 65t Willie Teal, Vikings (12/1/85 at Phi.)
- 64 Ray Edwards, Falcons (9/18/11 at Atl.)

Longest Return With Intercepted Lateral

- 93t Dick Poillon, Redskins (11/21/48 at Phi.)

Single-Season Team Records



SCORING

Most Points Scored

439 (2010, 16 games)
429 (2009, 16 games)
416 (2008, 16 games)
415 (2002, 16 games)
398 (2006, 16 games)

Fewest Scored

51 (1936, 12 games)
60 (1935, 11 games)
77 (1933, 9 games)

Most Allowed

444 (2012, 16 games)
409 (1967, 14 games)
393 (1973, 14 games)
388 (2005, 16 games)
381 (1963, 14 games)

Fewest Allowed

85 (1934, 11 games)
131 (1944, 10 games)
133 (1945, 10 games)

TOUCHDOWNS

Most Scored

50 (1948, 12 games)
49 (2010, 16 games)
49 (2006, 16 games)
49 (1953, 12 games)
48 (4x - last 1990)

Fewest Scored

6 (1936, 12 games)

Most Allowed

52 (2012, 16 games)
52 (1967, 14 games)
47 (1987, 15 games)
47 (1973, 14 games)
47 (1965, 14 games)
47 (1963, 14 games)

Fewest Allowed

10 (1934, 11 games)
17 (1950, 12 games)
17 (1949, 12 games)
18 (1945, 10 games)

Most by Rushing

25 (1949, 12 games)
25 (1945, 10 games)
23 (2003, 16 games)

Most by Passing

34 (1990, 16 games)
34 (1961, 14 games)
33 (1954, 12 games)
32 (2004, 16 games)

KICKING

Most Field Goals Made

33 (2008, 16 games)
32 (2010, 16 games)
32 (2009, 16 games)
30 (2002, 16 games)
30 (1984, 16 games)

Most PATs Made

50 (1948, 12 games)
48 (2006, 16 games)
48 (1980, 16 games)
47 (2010, 16 games)
47 (1949, 12 games)

RUSHING

Most Attempts

632 (1949, 12 games)
587 (1978, 16 games)
581 (1950, 12 games)

Most Yards Gained

2,607 (1949, 12 games)
2,556 (1990, 16 games)
2,509 (1981, 16 games)
2,456 (1978, 16 games)

PASSING

Most Attempts

620 (2005, 16 games)
618 (2012, 16 games)
606 (2008, 16 games)
606 (1984, 16 games)
587 (1997, 16 games)

Most Completions

367 (2012, 16 games)
362 (2008, 16 games)
350 (2007, 16 games)
348 (2010, 16 games)
337 (2005, 16 games)

Most Yards Gained (Gross)

4,380 (2009, 16 games)
4,309 (2006, 16 games)
4,276 (2011, 16 games)
4,215 (2010, 16 games)
4,208 (2004, 16 games)

TOTAL NET YARDS

Most Gained

6,386 (2011, 16 games)
6,230 (2010, 16 games)
6,103 (2006, 16 games)
5,729 (2007, 16 games)
5,726 (2009, 16 games)

FIRST DOWNS

Most First Downs

356 (2011, 16 games)
332 (2012, 16 games)
332 (1981, 16 games)
326 (1997, 16 games)
326 (1980, 16 games)

Most by Rushing

157 (1981, 16 games)
143 (1978, 16 games)
143 (1949, 12 games)
142 (1950, 12 games)
138 (1992, 16 games)

Most by Passing

204 (2008, 16 games)
203 (1997, 16 games)
197 (2011, 16 games)
196 (1996, 16 games)
190 (2012, 16 games)

Most by Penalty

41 (2003, 16 games)
34 (1988, 16 games)
32 (1998, 16 games)
31 (2012, 16 games)
30 (1989, 16 games)

FUMBLES

Most Opponents' Fumbles Recovered

27 (1987, 15 games)
26 (1989, 16 games)
25 (1971, 14 games)
22 (1991, 16 games)
22 (2002, 16 games)
22 (1954, 12 games)

INTERCEPTIONS

Most Thrown

36 (1936, 12 games)
34 (1933, 9 games)
31 (1963, 14 games)
31 (1962, 14 games)
31 (1953, 12 games)

Most Intercepted

33 (1944, 10 games)
32 (1988, 16 games)
31 (1950, 12 games)
30 (1960, 12 games)
30 (1989, 16 games)

PENALTIES

Most Penalties

138 (1994, 16 games)
134 (2005, 16 games)
129 (2010, 16 games)
124 (2004, 16 games)
120 (1990, 16 games)

Most Yards Penalized

1,130 (2005, 16 games)
1,107 (1994, 16 games)
1,101 (2010, 16 games)
983 (2006, 16 games)
981 (1990, 16 games)

QUARTERBACK SACKS

Most Sacks Made

62 (1989, 16 games)
60 (1984, 16 games)
57 (1987, 15 games)
56 (2002, 16 games)
55 (1992, 16 games)
55 (1991, 16 games)

Most Sacks Allowed

104 (1986, 16 games)
72 (1987, 15 games)
64 (1997, 16 games)
64 (1992, 16 games)
60 (1984, 16 games)

Fewest Sacks Allowed

22 (1981, 16 games)
23 (2008, 16 games)
23 (1970, 14 games)
26 (1971, 14 games)
26 (1968, 14 games)

Best Season, win percentage

1949 Won 11, Lost 1,
Percentage .917

Best Season, win total

2004 13 wins, 3 losses

Worst Season

1936 Won 1, Lost 11,
Percentage .083

Longest Winning Streak

9 (10/19/03 - 12/15/03)
9 (9/30/60 - 12/4/60)

Longest Winning Streak at Home

13 (12/14/47 - 12/11/49)

Longest Losing Streak at Home

8 (9/20/36 - 9/21/37)

Longest Winning Streak on Road

9 (10/19/03 - 10/24/04)
9 (11/12/00 - 12/16/01)

Longest Losing Streak on Road

12 (12/14/97 - 10/3/99)
12 (10/15/39 - 12/1/40)

Longest Losing Streak

14 (9/20/36 - 9/21/37)

Most Consecutive Wins - Start of Season

7 in 2004

Most Consecutive Wins - End of Season

8 in 1949 (Reg. Season)

Most Consecutive Losses - Start of Season

11 in 1968

Most Consecutive Losses - End of Season

11 in 1936

Total Shutouts by Eagles

35 last vs. NYG, 12/1/96

Most Shutouts in a Season

4 in 1934 and 1948

Most Consecutive Games Scored Points

120 (11/18/62 - 10/3/71)

Most Consecutive Games Scored Touchdown

92 (10/2/77 - 10/16/83)


Largest Comeback Victory

28-24 vs. Chicago Cardinals at Metropolitan Stadium, October 25, 1959 (came back from 24-0 deficit in 3rd qtr.)
28-24 vs. Washington Redskins at Griffith Stadium, October 27, 1946 (came back from 24-0 deficit at halftime)

Largest Comeback vs. Eagles

28-23 vs. Minnesota Vikings at Veterans Stadium, December 1, 1985 (came back from 23-0 deficit in 4th qtr.)

Single-Game Team Records



SCORING

Most Scored

- 64 vs. Cincinnati Reds, 11/6/34
- 59 at Washington Redskins, 11/15/10
- 56 vs. Detroit Lions, 9/23/07
- 56 at Chicago Cardinals, 10/25/53
- 56 vs. Los Angeles Rams, 10/7/50

Most Allowed

- 62 at Giants, 11/26/72
- 56 at Cowboys, 10/9/66
- 56 at Giants, 10/15/33

Most, Both Teams

- 87 Eagles 59, Redskins 28, (at Was.) 11/15/10
- 87 Eagles 45, Redskins 42, (at Phil.) 9/28/47
- 86 Eagles, 44, Bengals 42, (at Phil.) 11/30/97

Fewest, Both Teams

- 0 Eagles 0, Brooklyn Dodgers 0, (at Phil.), 10/1/39

Most, Both Teams — One Quarter

- 47 Eagles 20, Cardinals 27, (at StL), 12/13/64

Most Scored in 1st Quarter

- 28 at Redskins, 11/15/2010
- 27 at Steelers, 12/12/1965
- 26 vs. Cincinnati Reds, 11/6/1934
- 24 at Falcons, 10/8/1967

Most Allowed in 1st Quarter

- 28 at Broncos, 10/4/1998
- 28 at Cowboys, 10/19/1969
- 24 at Bills, 12/2/1990
- 21 [seven times] last at Giants, 12/30/2012

Most Scored Both Teams in 1st Quarter

- 35 at Saints, 12/23/2007, (E-21, NO-14)
- 35 at Cowboys, 10/19/1969, (E-7, C-28)
- 28 [four times] last at Redskins, 11/15/2010 (E-28, R-0)

Most Scored in 2nd Quarter

- 31 vs. Lions, 12/30/1995
- 28 vs. Panthers, 9/13/09
- 28 vs. Packers, 12/5/2004
- 28 at Cowboys, 11/15/2004
- 28 vs. Saints, 11/19/1967

Most Allowed in 2nd Quarter

- 28 vs. Bears, 10/4/1987
- 28 vs. St. Louis Cardinals, 10/18/1970
- 28 vs. Packers, 11/11/1962
- 28 at Bears, 10/17/1943

Most Total Both Teams in 2nd Quarter

- 47 at St. Louis Cardinals, 12/13/1964, (E-20, C-27)
- 42 at Cowboys, 11/15/2004, (E-28, D-14)
- 42 at Redskins, 11/27/1983, (E-21, W-21)
- 38 at St. Louis Cardinals, 12/16/1962, (E-21, C-17)

Most Scored in 1st Half

- 45 at Redskins, 11/15/2010
- 42 vs. Lions, 9/23/2007
- 38 vs. Lions, 12/30/1995
- 35 [three times] last vs. Packers, 12/5/2004

Most Allowed in 1st Half

- 42 at Cowboys, 10/19/1969
- 38 at Giants, 11/26/1972
- 35 [six times] last at Giants, 12/30/2012

Most Scored Both Teams 1st Half

- 63 vs. Lions, 9/23/2007, (E-42, D-21)
- 59 at Redskins, 11/15/2010, (E-45, R-14)
- 59 at St. Louis Cardinals, 12/16/1962, (E-28, C-31)
- 57 at St. Louis Cardinals, 12/13/1964, (E-27, C-30)
- 54 at Cowboys, 9/15/2008, (E-30, D-24)

Most Scored in 3rd Quarter

- 21 at Falcons, 9/18/11
- 21 vs. Redskins, 11/12/1990
- 21 vs. Patriots, 11/4/1973
- 21 at Redskins, 12/3/1967
- 21 vs. Chi. Cardinals (at Minneapolis), 10/25/1959
- 21 vs. NY Giants, 10/4/1959
- 21 vs. Redskins, 11/28/1954
- 21 vs. NY Bulldogs, 11/20/1949

Most Allowed in 3rd Quarter

- 28 vs. Redskins, 10/1/1955
- 23 at Giants, 10/21/1951

Most Scored Both Teams 3rd Quarter

- 42 vs. Redskins, 10/1/1955, (E-14, R-28)
- 35 at Redskins, 12/3/1967, (E-21, R-14)
- 34 at Redskins, 11/1/1942, (E-14, R-20)

Most Scored in 4th Quarter

- 28 at NY Giants, 12/19/2010
- 26 at Saints, 1/3/1993
- 24 vs. Baltimore Colts, 11/15/1953
- 23 at 49ers, 10/12/2008

Most Allowed in 4th Quarter

- 28 vs. 49ers, 9/24/1989
- 28 vs. Vikings, 12/1/1985
- 28 vs. Chicago Cardinals, 12/7/1947
- 28 vs. Bears, 11/30/1941

Most Scored Both Teams 4th Quarter

- 42 vs. Chicago Cardinals, 12/7/1947, (E-14, C-28)
- 38 vs. 49ers, 9/24/1989, (E-10, S-28)
- 37 at Arizona Cardinals, 11/24/1996, (E-17, A-20)
- 35 [four times] last at Giants, 12/19/2010 (E-28, G-7)


Most Scored in 2nd Half

- 35 at NY Giants, 12/19/2010
- 35 at St. Louis Cardinals, 11/8/1981
- 32 vs. Falcons, 10/1/2000
- 32 at Steelers, 11/4/1945
- 32 vs. Cincinnati Reds, 11/6/1934

Most Allowed in 2nd Half

- 49 vs. Bears, 11/30/1941
- 42 vs. Chicago Cardinals, 12/7/1947
- 34 at Oakland Raiders, 10/17/1971
- 31 [six times] last vs. New Orleans Saints, 9/20/09

Single-Game Team Records



Most Scored Both Teams 2nd Half

- 56 vs. Chicago Cardinals, 12/7/1947, (E-14, C-42)
- 52 vs. Redskins, 10/1/1955, (E-21, R-31)
- 50 vs. Lions, 12/30/1995, (E-20, D-30)
- 49 vs. Bears, 11/30/1941, (E-0, B-49)
- 49 vs. Redskins, 9/28/47, (E-21, R-28)
- 48 (three times) last vs. Bengals, 11/30/1997, (E-20, C-28)

Most Decisive Victory

- 64 Eagles 64, Cincinnati Reds 0, 11/6/34
- 45 (three times) last vs. Boston Yanks (E-45, Y-0), 11/14/48

Most Decisive Loss

- 56 Giants 56, Eagles 0, 10/15/33
- 52 Giants 62, Eagles 10, 11/26/72

TOUCHDOWNS

Most Scored

- 10 vs. Cincinnati Reds, 11/6/34
- 8 at Redskins, 11/15/10
- 8 vs. Lions, 9/23/07
- 8 at Cardinals, 10/25/53
- 8 vs. Rams, 10/7/50

Most Allowed

- 8 (three times) last at Giants, 11/26/72

Most Scored by Rushing

- 5 at Cowboys, 10/22/61
- 5 vs. Redskins, 10/23/49
- 5 at Redskins, 10/17/48
- 5 vs. Boston Yanks, 12/9/45

Most Allowed by Rushing

- 6 Packers, 11/11/62

Most by Passing

- 7 at Redskins, 10/17/54

Most Allowed by Passing

- 5 (10 times) last at Giants, 12/30/12

KICKING

Most Field Goals Made

- 6 at Oilers, 11/12/72
- 5 (three times) last at Cowboys, 11/18/01

Most Field Goals Allowed

- 5 (six times) last vs. Titans, 12/3/00

TOTAL YARDS

Most Yards Gained

- 592 at Redskins, 11/15/10 (332 passing, 260 rushing)
- 583 vs. 49ers, 9/18/05 (443 passing, 140 rushing)
- 582 at Browns, 11/7/65 (352 passing, 230 rushing)
- 575 vs. Redskins, 11/21/48 (199 passing, 376 rushing)
- 574 vs. Colts, 11/15/81 (339 passing, 235 rushing)

Fewest Yards Gained

- 23 at Lions, 9/20/35
- 54 vs. Packers, 11/11/62

Most Yards Allowed

- 652 at Cowboys, 10/9/66 (440 passing, 212 rushing)

Fewest Yards Allowed

- 29 vs. Brooklyn Dodgers, 12/3/44

FIRST DOWNS

Most, Total

- 34 vs. Colts, 11/15/81
- 33 vs. Vikings, 11/11/01
- 32 vs. Cardinals, 11/27/08; at Redskins, 9/17/89; at Chicago Cardinals, 10/25/53; and at Redskins, 12/2/51

Most Allowed, Total

- 37 vs. Packers, 11/11/62

Fewest Allowed, Total

- 1 at NY Bulldogs, 9/22/49; vs. Brooklyn Dodgers, 10/1/39; at Browns, 12/3/50
- 2 vs. Brooklyn Dodgers, 11/11/34

Most by Rushing

- 25 at Redskins, 12/2/51

Most Allowed by Rushing

- 21 vs. Packers, 11/11/62 and vs. Browns, 12/13/59

Fewest Allowed by Rushing

- 0 (7 times) last vs. Cardinals, 11/27/08

Most by Passing

- 24 at Redskins, 9/17/89
- 22 at Chargers, 11/15/09
- 22 at Chiefs, 10/2/05

Most Allowed by Passing

- 22 at Cardinals, 12/13/64
- 21 at Dolphins, 12/9/90 and at Patriots, 11/29/87

Fewest Allowed by Passing

- 0 (8 times) last at Browns, 12/3/50

Most by Penalty

- 8 at Bears, 11/3/02
- 8 vs. Lions, 12/2/79

Most Allowed by Penalty

- 6 (five times) last at Falcons, 12/6/09

RUSHING

Most Attempts

- 64 at Redskins, 12/2/51
- 64 at Baltimore Colts, 10/15/50
- 64 vs. Los Angeles Rams, 11/6/49
- 64 at Redskins, 11/28/43

Most Attempts Allowed

- 67 at Lions, 9/20/35

Most Yards Gained

- 376 vs. Redskins, 11/21/48

Fewest Yards Gained

- 36 at Bears, 11/19/39
- 23 vs. Lions, 11/17/40

Most Yards Allowed

- 370 at Lions, 9/20/35

Fewest Yards Allowed

- 33 vs. Brooklyn Dodgers, 10/2/43
- 26 at Boston Yanks, 12/8/46
- 10 vs. Boston Yanks, 10/22/44
- 13 vs. Brooklyn Tigers, 12/3/44
- 14 vs. Redskins, 9/28/47
- 21 vs. Chargers, 10/23/05; vs. Raiders, 9/25/05; at Bills, 9/28/03; at Oilers, 12/2/91

Single-Game Team Records



PASSING

Most Attempts

- 62 at Bears, 10/2/89
- 61 vs. Titans, 11/19/06
- 60 at Redskins, 12/1/40

Fewest Attempts

- 3 vs. Steelers, 12/1/46

Most Attempts Allowed

- 63 at 49ers, 11/25/02
- 56 at Vikings, 12/3/78
- 55 vs. Rams, 10/7/50

Fewest Attempts Allowed

- 0 at Browns, 12/3/50
- 1 at NY Bulldogs, 9/22/49; at Cardinals, 11/8/36

Most Completions

- 35 at Chargers, 11/15/09
- 35 vs. Chargers, 10/23/05
- 34 at Redskins, 9/17/89
- 33 (four times) last at Chiefs 10/2/05

Fewest Completions

- 0 at Redskins, 10/18/36

Most Completions Allowed

- 37 vs. Vikings, 9/20/04
- 36 at 49ers, 11/25/02
- 34 at Patriots, 11/25/07
- 34 at Patriots, 11/29/87

Fewest Completions Allowed

- 0 at Browns, 12/3/50
- 0 vs. NY Bulldogs, 9/22/49
- 0 at Chicago Cardinals, 11/8/36
- 0 vs. Brooklyn Dodgers, 11/29/36
- 0 vs. Cincinnati Reds, 11/6/34

Most Yards Gained (gross)

- 486 vs. Giants, 11/8/53
- 464 vs. Packers, 12/5/04

Fewest Yards Gained (gross)

- 0 at Boston Redskins, 10/18/36

Most Yards Allowed (gross)

- 447 at Cowboys, 10/9/66
- 446 vs. Lions, 9/23/07

Fewest Yards Allowed (gross)

- 0 at Browns, 12/3/50, at NY Bulldogs, 9/22/49, at Cardinals, 11/8/36, and vs. Cincinnati Reds, 11/6/34

PENALTIES

Most Penalties

- 19 vs. Oilers, 10/2/88
- 16 at Seahawks, 12/13/92
- 16 at Giants, 12/3/89

Fewest Penalties

- 0 many times; last vs. Cowboys, 12/28/08

Most Penalties by Opponent

- 22 vs. Bears, 11/26/44

Fewest Penalties by Opponent

- 0 many times; last at Jets, 10/14/07

Most Yards Penalized

- 191 at Seahawks, 12/13/92
- 171 vs. Saints, 11/23/03

Fewest Yards Penalized

- 0 many times; last vs. Cowboys, 12/28/08

Most Yards Opponent Penalized

- 170 vs. Bears, 11/26/44

Fewest Yards Opponent Penalized

- 0 many times; last at Jets, 10/14/07

Most Penalties, Both Teams

- 31 Eagles 19, Houston Oilers 12 (at Phil.), 10/2/88
- 28 Eagles 13, St. Louis Rams 15 (at StL), 12/18/05

Fewest Penalties, Both Teams

- 1 Eagles 1, Brooklyn Dodgers 0 (at Phil.), 10/1/39
- 1 Eagles 1, Chicago Cardinals 0 (at Chi.), 11/10/35
- 1 Eagles 1, Brooklyn Dodgers 0 (at Phil.), 11/11/34

Most Yards Penalized, Both Teams

- 272 Eagles 171, Saints 101 (at Phil.), 11/23/03
- 262 Eagles 157, Chicago Cardinals 105 (at Chi.), 11/30/52

Fewest Yards Penalized, Both Teams

- 5 Eagles 5, Pittsburgh Steelers 0 (at Phil.), 10/24/65
- 5 Eagles 5, Brooklyn Dodgers 0 (at Phil.), 10/1/39
- 5 Eagles 5, Chicago Cardinals 0 (at Chi.), 11/10/35
- 5 Eagles 5, Brooklyn Dodgers 0 (at Phil.), 11/11/34

FUMBLES

Most Committed

- 10 vs. Giants, 10/9/43

Most Lost

- 6 at Redskins, 11/6/55
- 6 at Boston Yanks, 12/8/46
- 6 vs. Steelers, 10/7/34

Most Committed by Opponent

- 8 Packers (at Phil.), 12/1/74
- 7 (six times) last by Giants (at NY), 12/28/02

Most Fumbles Lost by Opponent

- 6 Giants (at NY), 11/17/68
- 6 NY Bulldogs (at Phil.), 11/20/49
- 5 (six times) last by Oilers (at Hou.), 12/2/91

INTERCEPTIONS

Most Thrown

- 7 vs. Cowboys, 9/26/71
- 7 at Boston Redskins, 11/3/35
- 6 (six times) last vs. Cardinals, 10/21/56

Most Intercepted

- 9 at Steelers, 12/12/65
- 8 at Cardinals, 9/24/50
- 7 at Redskins, 12/21/75

TOTAL TURNOVERS


Most Committed

- 9 at Bears, 10/12/47

Most Forced by Defense

- 12 at Steelers, 12/12/65 (9 INTs, 3 fumble rec.)
- 12 at Cardinals, 9/24/50 (8 INTs, 4 fumble rec.)

Single-Game Team Records



PUNTS

Most Punts

- 15 at Giants, 12/6/87
- 12 vs. Giants, 12/12/54. at Packers, 11/2/52. vs. Redskins, 10/4/42

Fewest Punts

- 0 (four times) last vs. Colts, 11/15/81

PUNT RETURNS

Most Punt Returns

- 12 at Browns, 12/3/50

Most Punt Returns by Opponent

- 9 (five times) last at Cardinals, 12/24/05

Most Yards Punt Returns

- 148 at Boston Yanks, 12/8/46

Most Yards Punt Returns Allowed

- 147 vs. Cardinals, 10/2/66

KICKOFF RETURNS

Most Kickoff Returns

- 9 at Giants, 11/26/72
- 9 at Giants, 11/10/46

Most Kickoff Returns Allowed

- 9 (six times) last vs. Cardinals, 11/27/08

Most Yards Kickoff Returns

- 261 vs. Cowboys, 11/6/66
- 253 at Cardinals, 11/24/96
- 235 vs. Cardinals, 9/19/65

Most Yards Kickoff Returns by Opponent

- 256 at Browns, 11/7/65

SACKS



Most Sacks Made

- 11 at Cowboys, 9/15/91
- 10 vs. Lions, 9/23/07
- 9 at Dolphins, 12/11/11
- 9 vs. Steelers, 9/21/08
- 9 at Falcons, 12/16/84

Most Sacks Allowed

- 12 at Giants, 9/30/07
- 11 vs. Bears, 10/4/87
- 11 at Raiders, 11/30/86
- 11 vs. Lions, 11/16/86
- 11 at Cardinals, 12/18/83

All-Time Team Highs and Lows



<u>EAGLES HIGHS</u>			<u>CATEGORY</u>	<u>EAGLES LOWS</u>		
64	vs. Cin.	11/6/34	POINTS	0	last at Dal.	1/3/10
10	vs. Cin.	11/6/34	TOUCHDOWNS	0	last at Was.	11/18/12
5	[4x] last at Dal.	10/22/61	RUSHING TDS	0	last at NYG	12/30/12
7	at Was.	10/17/54	PASSING TDS	0	last vs. Car.	11/26/12
7	[2x] last at Hou.	11/12/72	FIELD GOALS ATTEMPTED	0	last at Pit.	10/7/12
6	at Hou.	11/12/72	FIELD GOALS MADE	0	last at NYG	12/30/12
34	vs. Bal.	11/15/81	TOTAL FIRST DOWNS	2	(5x) last vs. Was	10/24/37
25	at Was.	12/2/51	RUSHING FIRST DOWNS	0	(7x) last at Dal.	10/9/05
24	at Was.	9/17/89	PASSING FIRST DOWNS	0	[2x] last vs. NYG	10/5/57
592	at Was.	11/15/10	TOTAL NET YARDS	23	at Det.	9/20/35
64	[3x] last at Was.	12/2/51	RUSHING ATTEMPTS	9	(4x) last at Dal.	10/9/05
376	vs. Was.	11/21/48	NET YARDS RUSHING	-36	at Chi.	11/19/39
460	vs. NYG	11/8/53	NET YARDS PASSING	-13	vs. NYG	12/11/77
12	at NYG	9/30/07	QB SACKS ALLOWED	0	last at Atl.	9/18/11
486	vs. NYG	11/8/53	GROSS YARDS PASSING	0	at Boston Redskins	10/18/36
62	at Chi	10/2/89	PASS ATTEMPTS	3	vs. Pit.	12/1/46
35	[2x] last at SD	11/15/09	PASS COMPLETIONS	0	at Bos.	10/18/36
7	[2x] last vs. Dal.	9/26/71	INTERCEPTIONS THROWN	0	last at TB	12/9/12
9	at Chi.	10/12/47	TOTAL TURNOVERS	0	last vs. Atl.	10/28/12
10	vs. NYG	10/9/43	FUMBLES BY	0	last vs. NE	11/27/11
6	[3x] last at Was.	11/6/55	FUMBLES LOST	0	last at NYG	12/30/12
15	at NYG	12/6/87	PUNTS	0	last vs. Bal.	11/15/81
60.0	[2x] last at Min.	10/28/62	PUNTING AVERAGE	0.0	last vs. Bal.	11/15/81
19	vs. Hou.	10/2/88	PENALTIES	0	(16x) last vs. Dal.	12/28/08
191	at Sea.	12/13/92	YARDS PENALIZED	0	(16x) last vs. Dal.	12/28/08

<u>OPPONENTS HIGHS</u>			<u>CATEGORY</u>	<u>OPPONENTS LOWS</u>		
62	at NYG	11/26/72	POINTS	0	last vs. NYG	12/1/96
8	[3x] last at NYG	11/26/72	TOUCHDOWNS	0	last at Jac.	9/26/10
6	vs. GB	11/11/62	RUSHING TDS	0	last at Was.	11/18/12
5	[10x] last at NYG	12/30/12	PASSING TDS	0	last vs. Car.	11/26/12
7	at NO	11/30/69	FIELD GOALS ATTEMPTED	0	last at NYG	12/30/12
5	[6x] last vs. Ten.	12/3/00	FIELD GOALS MADE	0	last at NYG	12/30/12
37	vs. GB	11/11/62	TOTAL FIRST DOWNS	1	(3x) last at Cle	12/3/50
21	[2x] last vs. GB	11/11/62	RUSHING FIRST DOWNS	0	(6x) last vs. Arz.	11/27/08
22	at StL	12/13/64	PASSING FIRST DOWNS	0	(8x) last at Cle.	12/3/50
652	at Dal.	10/9/66	TOTAL NET YARDS	29	vs. Brooklyn	12/3/44
67	at Det.	9/20/35	RUSHING ATTEMPTS	10	(2x) last vs. Arz.	11/27/08
370	at Det.	9/20/35	NET YARDS RUSHING	-33	vs. Brooklyn	10/2/43
440	at Dal.	10/9/66	NET YARDS PASSING		NA	
11	at Dal.	9/15/91	QB SACKS ALLOWED	0	last vs. Det.	10/14/12
447	at Dal.	10/9/66	GROSS YARDS PASSING	0	(4x) last at Cle.	12/3/50
63	at SF	11/25/02	PASS ATTEMPTS	0	at Cle.	12/3/50
37	vs. Min.	9/20/04	PASS COMPLETIONS	0	(5x) last at Cle.	12/3/50
9	at Pit.	12/12/65	INTERCEPTIONS THROWN	0	last at NYG	12/30/12
12	[2x] last at Pit.	12/12/65	TOTAL TURNOVERS	0	last at NYG	12/30/12
8	vs. GB	12/1/74	FUMBLES BY	0	last at NYG	12/30/12
6	[2x] last at NYG	11/17/68	FUMBLES LOST	0	last at NYG	12/30/12
15	at Was.	11/5/39	PUNTS	0	last at Pit.	11/7/04
69.0	at Was.	12/27/03	PUNTING AVERAGE		NA	
22	vs. Chi.	11/26/44	PENALTIES	0	(11x) last at NYJ	10/14/07
170	vs. Chi.	11/26/44	YARDS PENALIZED	0	(11x) last at NYJ	10/14/07

1933 Eagles Statistics



Record: 3-5-1 4th in Eastern Head Coach: Lud Wray

0-15	L	0-56	at NY Giants	NA
0-18	L	0-25	Portsmouth Spartans	1,750
0-29	L	9-35	at Green Bay	3,007
N-05	W	6-0	at Cincinnati Reds	NA
N-12	T	3-3	Chicago Bears	17,850
N-19	W	25-6	Pittsburgh	6,000
N-26	W	20-3	Cincinnati Reds	NA
D-03	L	0-10	Green Bay	9,500
D-10	L	14-20	NY Giants	18,000

TEAM STATS

	EAGLES	OPP
Total First Downs	76	86
Rushing	na	na
Passing	na	na
Penalty	na	na
3rd Down: Made/Att	na	na
3rd Down Pct.	na	na
4th Down: Made/Att	na	na
4th Down Pct.	na	na
Possession Avg.	na	na
Total Net Yards	1781	2314
Avg. Per Game	197.9	257.1
Total Plays	503	484
Avg. Per Play	3.5	4.8
Net Yards Rushing	1103	1083
Avg. Per Game	122.6	120.3
Total Rushes	354	308
Net Yards Passing	657	1223
Avg. Per Game	73.0	135.9
Sacked/Yards Lost	na	na
Gross Yards	na	na
Att./Completions	149/40	176/63
Completion Pct.	26.8	35.8
Had Intercepted	34	19
Punts/Average	na	na
Net Punting Avg.	na	na
Penalties/Yards	na	na
Fumbles/Ball Lost	na	na
Touchdowns	11	21
Rushing	6	11
Passing	4	8
Returns	1	2

Rushing	No.	Yds	Avg	Lg	TD
Hanson	133	475	3.6	na	3
Roberts	91	261	2.9	na	1
Russell	32	96	3.0	na	0
Woodruff	22	74	3.4	na	1
Lackman	17	59	3.5	na	0
Davis	15	57	3.8	na	1
Kirkman	22	43	2.0	na	0
Thornton	5	14	2.8	na	0
Whire	8	14	1.8	na	0
Prisco	7	6	0.9	na	0
O'Boyle	2	4	2.0	na	0

Eagles	354	1103	3.1	na	6
Opponents	308	1083	3.5	na	11

Receiving	No.	Yds	Avg	Lg	TD
Hanson	10	186	18.6	na	1
Carter	5	109	21.8	na	2
Kirkman	4	84	21.0	na	1
Davis	4	50	12.5	na	0
Woodruff	3	57	19.0	na	0
Kenneally	2	37	18.5	na	0
Thornton	2	14	7.0	na	0
Prisco	2	7	3.5	na	0
Fencl	1	20	20.0	20	0
Lainhart	1	20	20.0	20	0
Whire	1	15	15.0	15	0
Rowan	1	12	12.0	12	0
Felber	1	8	8.0	8	0
Roberts	1	6	6.0	6	0
Steinbach	1	5	5.0	5	0


Eagles	40	657	16.4	na	4
Opponents	63	1223	19.4	na	8

Passing	Att	Cmp	Yds	Cmp%	Yds/Att	TD	TD%	Int	Int%	Lg	Sk/Lost	Rat
Kirkman	73	22	354	30.1	4.85	2	2.7	13	17.8	na	na	17.0
Hanson	28	7	50	25.0	1.79	0	0.0	4	14.3	na	na	0.0
Thornton	13	2	52	15.4	4.00	0	0.0	4	30.8	na	na	4.2
Roberts	10	4	97	40.0	9.70	1	10.0	3	30.0	na	na	69.6
Russell	8	2	32	25.0	4.00	0	0.0	2	25.0	na	na	4.2
Davis	6	2	62	33.3	10.33	1	16.7	3	50.0	na	na	72.9
Whire	5	1	10	20.0	2.00	0	0.0	2	40.0	10	na	0.0
O'Boyle	2	0	0	0.0	0.00	0	0.0	1	50.0	0	na	0.0
Prisco	2	0	0	0.0	0.00	0	0.0	0	0.0	0	na	39.6
Lackman	1	0	0	0.0	0.00	0	0.0	1	100.0	0	na	0.0
Woodruff	1	0	0	0.0	0.00	0	0.0	1	100.0	0	na	0.0
Eagles	149	40	657	26.8	4.41	4	2.7	34	22.8	na	na	14.8
Opponents	176	63	1223	35.8	6.95	8	4.5	19	10.8	na	na	36.4

Score By Periods	Q1	Q2	Q3	Q4	OT	Pts
Eagles	6	14	28	29	0	77
Opponents	38	29	19	72	0	158

Scoring	TD	Ru	Pa	Rt	PAT	FG	2Pt	Pts
Hanson	4	3	1	0				0 24
Carter	2	0	2	0	1/1	0/0		0 13
Woodruff	2	1	0	1				0 12
Davis	1	1	0	0	3/3	0/0		0 9
Kirkman	1	0	1	0	2/2	0/0		0 8
Roberts	1	1	0	0				0 6
Turnbow	0	0	0	0	0/0	1/1		0 3
Eagles	11	6	4	1	6/11	1/1	1	77
Opp.	21	11	8	2	16/20	5/5	0	158

1934 Eagles Statistics



Record: 4-7, T-3rd in Eastern Head Coach: Lud Wray

S-16	L	6-19	at Green Bay	5,000
S-26	W	17-0	at Pittsburgh	NA
O-07	L	7-9	Pittsburgh	NA
O-14	L	0-10	Detroit	9,860
O-21	L	0-6	at Boston Redskins	10,344
O-28	L	0-17	at NY Giants	NA
N-06	W	64-0	Cincinnati Reds	NA
N-11	L	7-10	Brooklyn Dodgers	NA
N-18	L	7-14	Boston Redskins	8,500
N-25	W	13-0	at Brooklyn Dodgers	NA
D-02	W	6-0	NY Giants	12,471

Rushing	No.	Yds	Avg	Lg	TD
Hanson	146	805	5.5	na	7
Ellstrom	72	287	4.0	na	1
Storm	81	281	3.5	na	2
Leonard	55	207	3.8	na	1
Matesic	63	181	2.9	na	0
Weiner	9	37	4.1	na	0
Roberts	10	28	2.8	na	0
Knapper	10	19	1.9	na	0
Kirkman	6	12	2.0	na	0
Lackman	4	9	2.3	na	0
Kavel	2	5	2.5	na	0
Pilconis	1	5	5.0	5	0
Johnson	1	0	0.0	0	0

Eagles	460	1876	4.1	na	11
Opponents	411	1658	4.0	na	9

Score By Periods	Q1	Q2	Q3	Q4	OT	Pts
Eagles	26	33	38	30	0	127
Opponents	16	34	9	26	0	85

Scoring	TD	Ru	Pa	Rt	PAT	FG	2Pt	Pts
Hanson	8	7	0	1	2/2	0/0	0	50
Carter	4	0	4	0			0	24
Storm	2	2	0	0			0	12
Kirkman	1	0	1	0	5/6	0/1	0	11
Ellstrom	1	1	0	0	0/1	0/0	0	6
Gonya	1	0	1	0			0	6
Leonard	1	1	0	0			0	6
Matesic	1	0	1	0	0/1	0/0	0	6
Weiner	0	0	0	0	3/4	1/2	0	6
Clark	0	0	0	0	0/1	0/0	0	0
Hajek	0	0	0	0	0/0	0/1	0	0

Eagles	19	11	7	1	10/19	1/4	0	127
Opp.	10	9	1	0	7/10	6/9	0	85

TEAM STATS

	EAGLES	OPP
Total First Downs	85	72
Rushing	na	na
Passing	na	na
Penalty	na	na
3rd Down: Made/Att	na	na
3rd Down Pct.	na	na
4th Down: Made/Att	na	na
4th Down Pct.	na	na
Possession Avg.	na	na
Total Net Yards	2482	2223
Avg. Per Game	225.6	202.1
Total Plays	623	546
Avg. Per Play	4.0	4.1
Net Yards Rushing	1876	1658
Avg. Per Game	170.5	150.7
Total Rushes	460	411
Net Yards Passing	576	545
Avg. Per Game	52.4	49.5
Sacked/Yards Lost	na	na
Gross Yards	na	na
Att./Completions	163/48	135/41
Completion Pct.	29.4	30.4
Had Intercepted	23	22
Punts/Average	na	na
Net Punting Avg.	na	na
Penalties/Yards	na	na
Fumbles/Ball Lost	na	na
Touchdowns	19	10
Rushing	11	9
Passing	7	1
Returns	1	0

Receiving	No.	Yds	Avg	Lg	TD
Carter	16	238	14.9	na	4
Kirkman	8	114	14.3	na	1
Storm	5	34	6.8	na	0
Hanson	5	22	4.4	na	0
Lackman	4	83	20.8	na	0
Matesic	3	38	12.7	na	1
Leonard	3	7	2.3	na	0
Ellstrom	1	18	18.0	18	0
Kenneally	1	12	12.0	12	0
Gonya	1	4	4.0	4t	1
Pilconis	1	3	3.0	3	0

Eagles	48	576	12.0	na	7
Opponents	38	547	14.4	na	1

Passing	Att	Cmp	Yds	Cmp%	Yds/Att	TD	TD%	Int	Int%	Lg	Sk/Lost	Rat
Matesic	60	20	278	33.3	4.63	2	3.3	5	8.3	na	na	25.6
Storm	30	8	97	26.7	3.23	0	0.0	6	20.0	na	na	1.0
Kirkman	23	7	38	30.4	1.65	1	4.3	2	8.7	na	na	18.2
Ellstrom	14	3	40	21.4	2.86	1	7.1	5	35.7	na	na	23.8
Hanson	12	4	28	33.3	2.33	0	0.0	2	16.7	na	na	2.8
Leonard	10	2	29	20.0	2.90	0	0.0	0	0.0	na	na	39.6
Knapper	7	0	0	0.0	0.00	0	0.0	3	42.9	0	na	0.0
Weiner	6	3	40	50.0	6.67	2	33.3	0	0.0	na	na	111.1
Barnhart	1	1	4	100.0	4.00	1	100.0	0	0.0	4t	na	122.9

Eagles	163	48	576	29.4	3.53	7	4.3	23	14.1	na	na	16.5
Opponents	135	41	545	30.4	4.04	1	0.7	22	16.3	na	na	7.1

1935 Eagles Statistics



Record: 2-9, 5th in Eastern Head Coach: Lud Wray

S-13	L	7-17	Pittsburgh	NA
S-20	L	0-35	at Detroit	12,000
O-09	W	17-6	at Pittsburgh	6,271
O-13	L	0-39	Chicago Bears	NA
O-27	L	6-17	at Brooklyn Dodgers	NA
N-03	W	7-6	at Boston Redskins	10,000
N-05	L	0-3	Brooklyn Dodgers	NA
N-10	L	3-12	at Chi. Cardinals	6,000
N-24	L	0-10	at NY Giants	NA
D-01	L	14-21	NY Giants	NA
D-08	L	6-13	Green Bay	4,000

Rushing	No.	Yds	Avg	Lg	TD
S.Hanson	77	209	2.7	na	0
Weinstock	58	176	3.0	na	0
Leonard	74	171	2.3	na	1
Storm	84	164	2.0	na	0
Matesic	50	138	2.8	na	1
Sebastian	17	76	4.5	na	0
Lackman	22	56	2.5	na	0
Rowe	7	21	3.0	na	0
Carter	7	19	2.7	na	0
Thomason	3	14	4.7	na	0
Manske	3	9	3.0	na	0
Banas	5	3	0.6	na	0
Brian	1	2	2.0	2	0
Kenneally	3	-4	-1.3	na	0

Score By Periods	Q1	Q2	Q3	Q4	OT	Pts
Eagles	24	20	9	7	0	60
Opponents	23	58	30	68	0	179

Scoring	TD	Ru	Pa	Rt	PAT	FG	2Pt	Pts
Manske	4	0	4	0				0 24
Carter	2	0	2	0				0 12
Reese	0	0	0	0	4/5	1/2		0 7
Leonard	1	1	0	0				0 6
Matesic	1	1	0	0				0 6
Jorgensen	0	0	0	0	1/1	1/1		0 4
Kirkman	0	0	0	0	1/1	0/0		0 1
Eagles	8	2	6	0	6/8	2/3	0	60
Opp.	24	15	6	3	17/24	6/7	0	179

TEAM STATS	EAGLES	OPP
Total First Downs	82	117
Rushing	na	na
Passing	na	na
Penalty	na	na
3rd Down: Made/Att	na	na
3rd Down Pct.	na	na
4th Down: Made/Att	na	na
4th Down Pct.	na	na
Possession Avg.	na	na
Total Net Yards	2003	2667
Avg. Per Game	182.1	242.5
Total Plays	580	611
Avg. Per Play	3.5	4.4
Net Yards Rushing	1054	1697
Avg. Per Game	95.8	154.3
Total Rushes	411	443
Net Yards Passing	823	871
Avg. Per Game	74.8	79.2
Sacked/Yards Lost	na	na
Gross Yards	na	na
Att./Completions	169/46	168/59
Completion Pct.	27.2	35.1
Had Intercepted	30	23
Punts/Average	na	na
Net Punting Avg.	na	na
Penalties/Yards	na	na
Fumbles/Ball Lost	na	na
Touchdowns	8	24
Rushing	2	15
Passing	6	6
Returns	0	3

Eagles	411	1054	2.6	na	2
Opponents	443	1697	3.8	na	15

Receiving	No.	Yds	Avg	Lg	TD
Carter	11	260	23.6	na	2
Manske	9	205	22.8	na	4
Weinstock	8	107	13.4	na	0
Lackman	5	49	9.8	na	0
S.Hanson	4	82	20.5	na	0
Storm	3	44	14.7	na	0
Pitts	2	21	10.5	na	0
Sebastian	1	19	19.0	19	0
Robison	1	18	18.0	18	0
Thomason	1	16	16.0	16	0
Campbell	1	2	2.0	2	0
Eagles	46	823	17.9	na	6
Opponents	59	871	14.8	na	6

Passing	Att	Cmp	Yds	Cmp%	Yds/Att	TD	TD%	Int	Int%	Lg	Sk/Lost	Rat
Matesic	64	15	284	23.4	4.44	2	3.1	13	20.3	na	na	16.4
Storm	44	15	372	34.1	8.45	3	6.8	10	22.7	na	na	48.9
Leonard	32	11	119	34.4	3.72	0	0.0	3	9.4	na	na	7.2
Rowe	11	1	6	9.1	0.55	0	0.0	2	18.2	6	na	0.0
Kupcinet	5	1	6	20.0	1.20	0	0.0	0	0.0	6	na	39.6
Weinstock	5	1	12	20.0	2.40	0	0.0	1	20.0	12	na	0.0
Sebastian	4	0	0	0.0	0.00	0	0.0	1	25.0	0	na	0.0
Banas	2	0	0	0.0	0.00	0	0.0	0	0.0	0	na	39.6
S.Hanson	1	1	23	100.0	23.00	0	0.0	0	0.0	23	na	118.8
Kirkman	1	1	1	100.0	1.00	1	100.0	0	0.0	1t	na	118.8
Eagles	169	46	823	27.2	4.87	6	3.6	30	17.8	na	na	19.6
Opponents	168	59	871	35.1	5.18	6	3.6	23	13.7	na	na	25.3

1936 Eagles Statistics



Record: 1-11, 5th in Eastern Head Coach: Bert Bell

S-13	W	10-7	NY Giants	20,000
S-20	L	3-26	Boston Redskins	20,000
S-27	L	0-17	Chicago Bears	25,000
O-04	L	0-18	at Brook. Dodgers	10,000
O-11	L	0-23	Detroit	15,000
O-14	L	0-17	at Pittsburgh	10,042
O-18	L	7-17	at Boston Redskins	4,000
O-25	L	17-21	at NY Giants	15,000
N-05	L	0-6	Pittsburgh (Johnstown, PA)	7,891
N-08	L	0-13	at Chicago Cardinals	1,500
N-22	L	7-28	Chicago Bears	10,000
N-29	L	7-13	Brook. Dodgers	5,000

Rushing	No.	Yds	Avg	Lg	TD
Hanson	119	359	3.0	na	1
Thomason	109	333	3.1	na	0
Smukler	99	321	3.2	na	0
Kusko	49	209	4.3	na	1
Jackson	46	76	1.7	na	0
Leonard	33	72	2.2	na	0
Bassman	4	19	4.8	na	0
Masters	7	18	2.6	na	0
Frey	7	8	1.1	na	0
Eagles	473	1415	3.0	na	2
Opponents	468	1973	4.2	na	12

Receiving	No.	Yds	Avg	Lg	TD
Manske	17	325	19.1	na	0
Leonard	5	46	9.2	na	1
Pilconis	4	51	12.8	na	1
Carter	4	42	10.5	na	1
Frey	3	65	21.7	na	0
Hanson	3	33	11.0	na	0
Bassman	2	38	19.0	na	0
Mulligan	1	3	3.0	3	0
Eagles	39	603	15.5	na	3
Opponents	61	853	14.0	na	10

Passing	Att	Cmp	Yds	Cmp%	Yds/Att	TD	TD%	Int	Int%	Lg	Sk/Lost	Rat
Smukler	68	21	345	30.9	5.07	3	4.4	6	8.8	na	na	26.9
Jackson	35	7	80	20.0	2.29	0	0.0	11	31.4	na	na	0.0
Kusko	27	6	108	22.2	4.00	0	0.0	8	29.6	na	na	4.2
Hanson	15	0	0	0.0	0.00	0	0.0	4	26.7	0	na	0.0
Thomason	10	1	11	10.0	1.10	0	0.0	3	30.0	11	na	0.0
Leonard	6	2	45	33.3	7.50	0	0.0	2	33.3	na	na	21.5
Masters	6	1	11	16.7	1.83	0	0.0	1	16.7	11	na	0.0
Bassman	3	1	3	33.3	1.00	0	0.0	1	33.3	3	na	2.8
Manske	0	0	0	---	---	0	---	0	---	0	na	---
Eagles	170	39	603	22.9	3.55	3	1.8	36	21.2	na	na	8.2
Opponents	147	61	853	41.5	5.80	10	6.8	15	10.2	na	na	43.9


Score By Periods	Q1	Q2	Q3	Q4	OT	Pts
Eagles	17	10	7	17	0	51
Opponents	23	74	57	52	0	206

Scoring	TD	Ru	Pa	Rt	PAT	FG	2Pt	Pts
Reese	0	0	0	0	3/3	2/2	0	9
Thomason	1	0	0	1	1/1	0/0	0	7
Carter	1	0	1	0			0	6
Hanson	1	1	0	0			0	6
Kusko	1	1	0	0			0	6
Leonard	1	0	1	0			0	6
Pilconis	1	0	1	0			0	6
Smukler	0	0	0	0	2/2	1/1	0	5
Eagles	6	2	3	1	6/6	3/3	0	51
Opp.	26	12	10	4	20/26	10/13	0	206

TEAM STATS

	EAGLES	OPP
Total First Downs	99	132
Rushing		
Passing		
Penalty		
3rd Down: Made/Att	na	na
3rd Down Pct.	na	na
4th Down: Made/Att	na	na
4th Down Pct.	na	na
Possession Avg.	na	na
Total Net Yards	2068	2857
Avg. Per Game	172.3	238.1
Total Plays	643	615
Avg. Per Play	3.2	4.6
Net Yards Rushing	1415	1973
Avg. Per Game	117.9	164.4
Total Rushes	473	468
Net Yards Passing	603	853
Avg. Per Game	50.3	71.1
Sacked/Yards Lost	na	na
Gross Yards	na	na
Att./Completions	170/39	147/61
Completion Pct.	22.9	41.5
Had Intercepted	36	15
Punts/Average	na	na
Net Punting Avg.	na	na
Penalties/Yards	na	na
Fumbles/Ball Lost	na	na
Touchdowns	6	26
Rushing	2	12
Passing	3	10
Returns	1	4

1937 Eagles Statistics



Record: 2-8-1, 5th in Eastern Head Coach: Bert Bell

S-05	L	14-27	at Pittsburgh	8,588
S-10	L	7-13	Brooklyn Dodgers	5,221
S-21	L	3-21	Cleveland Rams	3,107
S-28	T	6-6	Chicago Cardinals	3,912
O-03	L	7-16	NY Giants	4,878
O-10	W	14-0	at Washington	7,320
O-17	L	0-21	at NY Giants	20,089
O-24	L	7-10	Washington	6,580
O-31	L	7-16	at Pittsburgh Pirates	2,772
N-07	W	14-10	at Brooklyn Dodgers	8,373
N-14	L	7-37	at Green Bay	13,340

Rushing	No.	Yds	Avg	Lg	TD
Mortell	100	312	3.1	na	0
Smukler	92	247	2.7	na	1
Keen	34	154	4.5	na	0
Hanson	18	59	3.3	na	1
Masters	9	32	3.6	na	0
Kusko	17	27	1.6	na	0
Pilconis	2	21	10.5	na	0
Baze	3	14	4.7	na	0
Frey	5	11	2.2	na	0
Arnold	5	7	1.4	na	0
Eagles	285	884	3.1	na	2
Opponents	502	1812	3.6	na	6

Score By Periods	Q1	Q2	Q3	Q4	OT	Pts
Eagles	21	31	0	34	0	86
Opponents	35	43	28	71	0	177

Scoring	TD	Ru	Pa	Rt	PAT	FG	2Pt	Pts
Hewitt	5	0	5	0				0 30
Carter	3	0	3	0				0 18
Smukler	1	1	0	0	8/9	1/1		0 17
Hanson	1	1	0	0				0 6
Harper	1	0	0	1				0 6
Pilconis	1	0	0	1				0 6
Reese	0	0	0	0	3/3	0/0		0 3
Eagles	12	2	8	2	11/12	1/1	0	86
Opp.	24	6	15	3	18/24	5/7	0	177

TEAM STATS	EAGLES	OPP
Total First Downs	67	130
Rushing	na	na
Passing	na	na
Penalty	na	na
3rd Down: Made/Att	na	na
3rd Down Pct.	na	na
4th Down: Made/Att	na	na
4th Down Pct.	na	na
Possession Avg.	na	na
Total Net Yards	1766	3150
Avg. Per Game	160.5	286.4
Total Plays	492	698
Avg. Per Play	3.6	4.5
Net Yards Rushing	884	1812
Avg. Per Game	80.4	164.7
Total Rushes	285	502
Net Yards Passing	849	1315
Avg. Per Game	77.2	119.5
Sacked/Yards Lost	na	na
Gross Yards	na	na
Att./Completions	207/63	196/79
Completion Pct.	30.4	40.3
Had Intercepted	24	19
Punts/Average	na	na
Net Punting Avg.	na	na
Penalties/Yards	na	na
Fumbles/Ball Lost	na	na
Touchdowns	12	24
Rushing	2	6
Passing	8	15
Returns	2	3

Receiving	No.	Yds	Avg	Lg	TD
Hewitt	16	197	12.3	na	5
Carter	15	282	18.8	na	3
Arnold	8	142	17.8	na	0
Pilconis	6	59	9.8	na	0
Keen	5	45	9.0	na	0
Masters	4	60	15.0	na	0
Frey	4	19	4.8	na	0
Kusko	2	47	23.5	na	0
Baze	1	2	2.0	2	0
Mortell	1	0	0.0	0	0
Smukler	1	-4	-4.0	-4	0
Eagles	63	849	13.5	na	8
Opponents	79	1315	16.6	na	15

Passing	Att	Cmp	Yds	Cmp%	Yds/Att	TD	TD%	Int	Int%	Lg	Sk/Lost	Rat
Smukler	118	42	432	35.6	3.66	5	4.2	14	11.9	na	na	21.5
Mortell	71	18	320	25.4	4.51	2	2.8	8	11.3	na	na	15.7
Kusko	7	2	11	28.6	1.57	0	0.0	2	28.6	na	na	0.0
Keen	5	1	86	20.0	17.20	1	20.0	0	0.0	na	na	118.8
Baze	3	0	0	0.0	0.00	0	0.0	0	0.0	na	na	39.6
Hanson	2	0	0	0.0	0.00	0	0.0	0	0.0	na	na	39.6
Frey	1	0	0	0.0	0.00	0	0.0	0	0.0	na	na	39.6
Eagles	207	63	849	30.4	4.10	8	3.9	24	11.6	na	na	17.8
Opponents	196	79	1315	40.3	6.71	15	7.7	19	9.7	na	na	49.6

1938 Eagles Statistics



Record: 5-6, 4th in Eastern Head Coach: Bert Bell

S-11	L	23-26	Washington	20,000
S-16	W	27-7	at Pittsburgh (Buffalo, NY)	19,749
S-25	W	14-10	NY Giants	20,000
O-02	L	6-28	Chicago Bears	22,245
O-16	L	7-17	at NY Giants	33,187
O-23	L	14-20	at Washington	3,000
O-26	W	7-0	at Chicago Cardinals (Erie, PA)	15,000
N-06	L	7-10	Brooklyn Dodgers	12,000
N-13	L	14-32	at Brooklyn Dodgers	13,052
N-20	W	14-7	Pittsburgh Pirates (Charleston, WV)	6,500
D-04	W	21-7	at Detroit	19,000

Rushing	No.	Yds	Avg	Lg	TD
Smukler	96	313	3.3	na	1
Mortell	110	296	2.7	na	0
Riffle	65	227	3.5	na	1
Bukant	48	119	2.5	na	0
Arnold	19	22	1.2	na	0
Dow	4	20	5.0	na	0
Keen	3	10	3.3	na	0
Cole	1	4	4.0	4	0
Eagles	346	1011	2.9	na	2
Opponents	463	1855	4.0	na	12

Receiving	No.	Yds	Avg	Lg	TD
Carter	27	386	14.3	na	7
Hewitt	18	237	13.2	na	4
Arnold	6	74	12.3	na	2
Ramsey	5	122	24.4	na	1
Dow	5	88	17.6	na	1
Cole	2	9	4.5	na	0
Pylman	1	1	1.0	1	0
Eagles	64	917	14.3	na	15
Opponents	97	1396	14.4	na	7

Score By Periods	Q1	Q2	Q3	Q4	OT	Pts
Eagles	31	40	56	27	0	154
Opponents	28	65	39	32	0	164

Scoring	TD	Ru	Pa	Rt	PAT	FG	2Pt	Pts
Carter	8	0	7	1				0 48
Arnold	4	0	2	2	3/3	0/1		0 27
Hewitt	4	0	4	0				0 24
Smukler	2	1	0	1	6/6	0/2		0 18
Reese	0	0	0	0	10/13	1/6		0 13
Dow	1	0	1	0				0 6
Pylman	1	0	0	1				0 6
Ramsey	1	0	1	0				0 6
Riffle	1	1	0	0				0 6
Burnette LG	0	0	0	0	0/0	0/1		0 0
Eagles	22	2	15	5	19/22	1/9		0 154
Opp.	22	12	7	3	17/21	4/4		1 164

TEAM STATS

	EAGLES	OPP
Total First Downs	86	146
Rushing	47	89
Passing	30	46
Penalty	9	11
3rd Down: Made/Att	na	na
3rd Down Pct.	na	na
4th Down: Made/Att	na	na
4th Down Pct.	na	na
Possession Avg.	na	na
Total Net Yards	1927	3270
Avg. Per Game	175.2	297.3
Total Plays	537	660
Avg. Per Play	3.6	5.0
Net Yards Rushing	1011	1855
Avg. Per Game	91.9	168.6
Total Rushes	346	463
Net Yards Passing	917	1396
Avg. Per Game	83.4	126.9
Sacked/Yards Lost	na	na
Gross Yards	na	na
Att./Completions	191/64	197/97
Completion Pct.	33.5	49.2
Had Intercepted	19	16
Punts/Average	na	na
Net Punting Avg.	na	na
Penalties/Yards	na	na
Fumbles/Ball Lost	na	na
Touchdowns	22	22
Rushing	2	12
Passing	15	7
Returns	5	3

Passing	Att	Cmp	Yds	Cmp%	Yds/Att	TD	TD%	Int	Int%	Lg	Sk/Lost	Rat
Smukler	102	42	524	41.2	5.14	8	7.8	8	7.8	na	na	51.3
Mortell	57	12	201	21.1	3.53	6	10.5	7	12.3	na	na	37.3
Riffle	31	9	178	29.0	5.74	1	3.2	4	12.9	na	na	22.2
Bukant	1	1	14	100.0	14.00	0	0.0	0	0.0	na	na	118.8
Eagles	191	64	917	33.5	4.80	15	7.9	19	9.9	na	na	36.6
Opponents	197	97	1396	49.2	7.09	7	3.6	16	8.1	na	na	50.6

1939 Eagles Statistics



Record: 1-9-1, T-4th in Eastern Head Coach: Bert Bell

S-17	L	0-7	Washington	33,258
S-24	L	3-13	NY Giants	30,600
O-01	T	0-0	Brooklyn Dodgers	1,880
O-15	L	10-27	at NY Giants	34,471
O-22	L	14-23	at Brooklyn Dodgers	13,057
N-05	L	6-7	at Washington	20,444
N-12	L	16-23	Green Bay	23,000
N-19	L	14-27	at Chicago Bears	21,398
N-23	W	17-14	Pittsburgh	20,000
N-26	L	12-24	at Pittsburgh	8,788
D-03	L	13-35	at Cleveland Rams (Col. Springs, CO)	9,189

Rushing	No.	Yds	Avg	Lg	TD
Smukler	45	218	4.8	na	0
Murray	49	137	2.8	na	1
Bukant	59	136	2.3	na	3
Mortell	37	88	2.4	na	0
Riffle	18	61	3.4	na	0
Ellis	1	6	6.0	6	0
Carter	1	4	4.0	4	0
Arnold	8	1	0.1	na	0
Hewitt	1	1	1.0	1	0
Newton	1	0	0.0	0	0
Dow	1	-7	-7.0	-7	0
O'Brien	108	-14	-0.1	na	1
Eagles	329	631	1.9	na	5
Opponents	455	1661	3.7	na	11

Score By Periods	Q1	Q2	Q3	Q4	OT	Pts
Eagles	9	34	16	46	0	105
Opponents	37	54	48	61	0	200

Scoring	TD	Ru	Pa	Rt	PAT	FG	2Pt	Pts
Murray	2	1	1	0	8/12	2/4	0	26
Bukant	3	3	0	0			0	18
Arnold	2	0	1	1			0	12
Carter	2	0	2	0			0	12
Reese	0	0	0	0	1/1	2/4	0	7
Hewitt	1	0	1	0			0	6
Newton	1	0	1	0			0	6
O'Brien	1	1	0	0			0	6
Ramsey	1	0	1	0			0	6
Schmitt	1	0	0	1			0	6
Eagles	14	5	7	2	9/13	4/8	0	105
Opp.	25	11	11	3	23/25	9/18	0	200

Punting	No	Yds	Avg	Net	TB	Lg	B
Murray	33	1220	37.0	37.0	0	54	0
Mortell	23	907	39.4	39.4	0	62	1
Riffle	17	683	40.2	40.2	0	49	0
Smukler	10	483	48.3	48.3	0	62	0
O'Brien	3	120	40.0	40.0	0	64	0
Arnold	1	42	42.0	42.0	0	42	0
Bukant	1	54	54.0	54.0	0	54	0
Eagles	88	3509	39.9	34.6	0	64	1
Opponents	73	2890	39.6	34.5	0	80	2


TEAM STATS

	EAGLES	OPP
Total First Downs	97	107
Rushing	43	63
Passing	44	38
Penalty	10	6
3rd Down: Made/Att	na	na
3rd Down Pct.	na	na
4th Down: Made/Att	na	na
4th Down Pct.	na	na
Possession Avg.	na	na
Total Net Yards	2165	2954
Avg. Per Game	196.8	268.5
Total Plays	596	665
Avg. Per Play	3.6	4.4
Net Yards Rushing	631	1661
Avg. Per Game	57.4	151.0
Total Rushes	329	455
Net Yards Passing	1516	1290
Avg. Per Game	137.8	117.3
Sacked/Yards Lost	na	na
Gross Yards	na	na
Att./Completions	267/119	210/98
Completion Pct.	44.6	46.7
Had Intercepted	22	17
Punts/Average	88/39.9	73/39.6
Net Punting Avg.	88/34.6	73/34.5
Penalties/Yards	na	na
Fumbles/Ball Lost	28/15	24/13
Touchdowns	14	25
Rushing	5	11
Passing	7	11
Returns	1	3

Receiving	No.	Yds	Avg	Lg	TD
Ramsey	31	359	11.6	na	1
Carter	24	292	12.2	na	2
Hewitt	15	243	16.2	na	1
Arnold	13	207	15.9	na	1
Murray	13	144	11.1	na	1
Newton	9	123	13.7	na	1
Riffle	6	57	9.5	na	0
Dow	5	58	11.6	na	0
Kolberg	3	33	11.0	na	0
Eagles	119	1516	12.7	na	7
Opponents	98	1290	13.2	na	11

Passing	Att	Cmp	Yds	Cmp%	Yds/Att	TD	TD%	Int	Int%	Lg	Sk/Lost	Rat
O'Brien	201	99	1324	49.3	6.59	6	3.0	17	8.5	na	na	45.3
Mortell	41	12	134	29.3	3.27	1	2.4	0	0.0	na	na	48.8
Smukler	20	7	56	35.0	2.80	0	0.0	4	20.0	na	na	4.2
Riffle	4	1	2	25.0	0.50	0	0.0	1	25.0	na	na	0.0
Bukant	1	0	0	0.0	0.00	0	0.0	0	0.0	na	na	39.6
Hewitt	0	0	0	---	---	0	---	0	---	na	na	---
Eagles	267	119	1516	44.6	5.68	7	2.6	22	8.2	na	na	37.3
Opponents	210	98	1290	46.7	6.14	11	5.2	17	8.1	na	na	50.3

1940 Eagles Statistics



Record: 1-10, 5th in Eastern Head Coach: Bert Bell

S-15	L	20-27	at Green Bay	11,657
S-22	L	13-21	at Cleveland Rams	15,941
S-28	L	14-20	NY Giants	26,431
O-04	L	17-30	at Brooklyn Dodgers	24,008
O-13	L	7-17	at NY Giants	30,317
O-20	L	17-34	Washington	25,062
O-26	L	7-21	Brooklyn Dodgers	6,500
N-10	L	3-7	at Pittsburgh	9,556
N-17	L	0-21	Detroit	6,327
N-28	W	7-0	Pittsburgh	4,200
D-01	L	6-13	at Washington	25,838

Rushing	No.	Yds	Avg	Lg	TD
Riffle	81	238	2.9	na	4
Hackney	32	101	3.2	na	1
Emmons	29	77	2.7	na	1
Cole	26	75	2.9	na	0
Bukant	18	50	2.8	na	1
Arnold	3	9	3.0	na	0
Murray	8	7	0.9	na	0
Schmitt	1	6	6.0	6	0
McDonald	2	-2	-1.0	na	0
Carter	1	-3	-3.0	-3	0
Looney	2	-4	-2.0	na	0
Watkins	14	-76	-5.4	na	0
O'Brien	100	-180	-1.8	na	1
Eagles	317	298	0.9	na	8
Opponents	460	1778	3.9	na	18

Score By Periods	Q1	Q2	Q3	Q4	OT	Pts
Eagles	16	27	14	54	0	111
Opponents	65	46	64	36	0	211

Scoring	TD	Ru	Pa	Rt	PAT	FG	2Pt	Pts
Looney	5	0	4	1				0 30
Riffle	5	4	1	0				0 30
Emmons	2	1	1	0				0 12
Somers	0	0	0	0	1/1	2/9		0 7
Bukant	1	1	0	0				0 6
Cole	0	0	0	0	3/4	1/1		0 6
Hackney	1	1	0	0				0 6
Murray	0	0	0	0	6/8	0/1		0 6
O'Brien	1	1	0	0				0 6
Watkins	0	0	0	0	2/2	0/0		0 2
Eagles	15	8	6	1	12/15	3/11	0	111
Opp.	28	18	9	1	23/28	6/11	1	211

TEAM STATS

	EAGLES	OPP
Total First Downs	122	115
Rushing	40	77
Passing	72	35
Penalty	10	3
3rd Down: Made/Att	na	na
3rd Down Pct.	na	na
4th Down: Made/Att	na	na
4th Down Pct.	na	na
Possession Avg.	na	na
Total Net Yards	2153	2790
Avg. Per Game	195.7	253.6
Total Plays	679	611
Avg. Per Play	3.2	4.6
Net Yards Rushing	298	1778
Avg. Per Game	27.1	161.6
Total Rushes	317	460
Net Yards Passing	1855	1012
Avg. Per Game	168.6	92.0
Sacked/Yards Lost	na	na
Gross Yards	na	na
Att./Completions	362/152	151/80
Completion Pct.	42.0	53.0
Had Intercepted	20	12
Punts/Average	87/36.5	74/37.6
Net Punting Avg.	87/29.1	76/32.3
Penalties/Yards	na	na
Fumbles/Ball Lost	na	na
Touchdowns	15	28
Rushing	8	18
Passing	6	9
Returns	1	1

Receiving	No.	Yds	Avg	Lg	TD
Looney	58	707	12.2	na	4
Ramsey	17	143	8.4	na	0
McDonald	14	289	20.6	na	0
Carter	12	201	16.8	na	0
Murray	12	125	10.4	na	0
Wendlick	8	67	8.4	na	0
Riffle	8	58	7.3	na	1
Arnold	7	145	20.7	na	0
Kolberg	6	43	7.2	na	0
Emmons	3	19	6.3	na	1
Cole	2	11	5.5	na	0
Hackney	2	4	2.0	na	0
Newton	1	22	22.0	22	0
Bukant	1	13	13.0	13	0
Schmitt	1	8	8.0	8	0
Eagles	152	1855	12.2	na	6
Opponents	80	1012	12.7	na	9

Punting	No	Yds	Avg	Net	TB	Lg	B
Murray	30	1098	36.6	36.6	0	50	0
Bukant	15	568	37.9	37.9	0	52	0
Riffle	14	479	34.2	34.2	0	48	0
Cole	10	336	33.6	33.6	0	66	0
Kolberg	10	401	40.1	40.1	0	50	0
O'Brien	6	246	41.0	41.0	0	56	0
Watkins	2	45	22.5	22.5	0	35	0
Eagles	87	3173	36.5	29.1	0	66	0
Opponents	74	2781	37.6	32.3	0	85	2

INTs	No.	Yds	Avg	Lg	TD
O'Brien	4	92	23.0	51	0
Murray	2	10	5.0	6	0
Kolberg	1	15	15.0	15	0
Newton	1	12	12.0	12	0
Bukant	1	10	10.0	10	0
Ramsey	1	5	5.0	5	0
Arnold	1	4	4.0	4	0
Cherundolo	1	0	0.0	0	0
Eagles	12	148	12.3	51	0
Opponents	20	142	7.1	45	0

Passing	Att	Cmp	Yds	Cmp%	Yds/Att	TD	TD%	Int	Int%	Lg	Sk/Lost	Rat
O'Brien	277	124	1290	44.8	4.66	5	1.8	17	6.1	na	na	39.2
Watkins	85	28	565	32.9	6.65	1	1.2	3	3.5	na	na	46.4
Eagles	362	152	1855	42.0	5.12	6	1.7	20	5.5	na	na	40.9
Opponents	151	80	1012	53.0	6.70	9	6.0	12	7.9	na	na	60.9

1941 Eagles Statistics



Record: 2-8-1, 4th in Eastern
Head Coach: Greasy Neale

S-13	L	0-24	NY Giants	25,478
S-21	W	10-7	at Pittsburgh	12,893
S-27	L	13-24	Brooklyn Dodgers	16,341
O-12	L	0-16	at NY Giants	30,842
O-19	L	17-21	Washington	19,071
O-26	W	21-14	Chicago Cardinals	12,683
N-02	L	6-15	at Brooklyn Dodgers	15,899
N-09	T	7-7	Pittsburgh	15,601
N-16	L	17-21	at Detroit	16,306
N-30	L	14-49	Chicago Bears	32,608
D-07	L	14-20	at Washington	27,102

TEAM STATS		EAGLES	OPP
Total First Downs		128	126
Rushing		60	72
Passing		59	47
Penalty		9	7
3rd Down: Made/Att		na	na
3rd Down Pct.		na	na
4th Down: Made/Att		na	na
4th Down Pct.		na	na
Possession Avg.		na	na
Total Net Yards		2313	2887
Avg. Per Game		210.3	262.5
Total Plays		609	673
Avg. Per Play		3.8	4.3
Net Yards Rushing		849	1485
Avg. Per Game		77.2	135.0
Total Rushes		360	435
Net Yards Passing		1363	1369
Avg. Per Game		123.9	124.5
Sacked/Yards Lost		na	na
Gross Yards		na	na
Att./Completions		249/115	238/100
Completion Pct.		46.2	42.0
Had Intercepted		27	21
Punts/Average		69/41.0	66/37.0
Net Punting Avg.		69/33.1	68/33.6
Penalties/Yards		54/407	52/495
Fumbles/Ball Lost		24/15	21/10
Touchdowns		16	29
Rushing		6	12
Passing		10	14
Returns		0	3

Score By Periods	Q1	Q2	Q3	Q4	OT	Pts
Eagles	35	40	31	13	0	119
Opponents	29	48	42	99	0	218

Passing	Att	Cmp	Yds	Cmp%	Yds/Att	TD	TD%	Int	Int%	Lg	Sk/Lost	Rat
Thompson	162	86	959	53.1	5.92	8	4.9	14	8.6	50		51.4
Barnum	55	19	260	34.5	4.73	0	0.0	10	18.2	33		11.0
Watkins	10	6	62	60.0	6.20	1	10.0	0	0.0	15		111.3
Castiglia	7	0	0	0.0	0.00	0	0.0	1	14.3	0		0.0
DeSantis	7	3	78	42.9	11.14	1	14.3	1	14.3	40t		84.2

Basca 0-4 (1 INT), McAfee 1-4, 4 yards

Eagles	249	115	1363	46.2	5.47	10	4.0	27	10.8	50		37.2
Opponents	238	100	1369	42.0	5.75	14	5.9	21	8.8	71t		43.9

Rushing	No.	Yds	Avg	Lg	TD
Castiglia	60	183	3.1	47t	4
DeSantis	45	125	2.8	26	0
Fox	21	97	4.6	13	0
Banta	27	92	3.4	31	1
Bartholomew	21	69	3.3	10	0
Landsberg	23	69	3.0	33	0
Barnum	35	64	1.8	20	0
Gloden	22	55	2.5	10	0
Basca	15	44	2.9	18	1
Tomasetti	10	37	3.7	11	0
Watkins	15	11	0.7	8	0
McAfee	9	6	0.7	3	0
Ghecas	2	0	0.0	3	0
Conti	1	-1	-1.0	-1	0
Thompson	54	-2	-0.0	14	0

Eagles	360	849	2.4	47t	6
Opponents	435	1485	3.4	46	12

Receiving	No.	Yds	Avg	Lg	TD
Humbert	29	332	11.4	33	3
Krieger	19	240	12.6	33	2
Piro	10	141	14.1	26	1
Fox	6	71	11.8	21	0
Tomasetti	5	54	10.8	40t	1
Shonk	5	52	10.4	14	0
Landsberg	5	51	10.2	19	0
Cabrelli	4	90	22.5	50	1
DeSantis	4	53	13.3	19	0
Watkins	4	36	9.0	16	0
Thompson	4	30	7.5	13	1
Castiglia	4	24	6.0	11	0
McAfee	3	30	10.0	13	1
Bartholomew	3	15	5.0	7	0
Basca	2	45	22.5	25	0
Banta	2	42	21.0	37	0
Ferrante	2	22	11.0	12	0
Gloden	2	13	6.5	11	0
Barnum	1	11	11.0	11	0
Hershey	1	11	11.0	11	0

Eagles	115	1363	11.9	50	10
Opponents	100	1369	13.7	71t	14

Punting	No	Yds	Avg	Net	TB	Lg	B
Barnum	41	1788	43.6	42.6	2	68	0
Basca	10	348	34.8	29.6	0	45	0
Banta	9	412	45.8	45.8	0	67	0
DeSantis	7	206	29.4	29.4	0	45	0
McAfee	1	32	32.0	32.0	0	32	0
Thompson	1	43	43.0	43.0	0	43	0

Eagles	69	2829	41.0	33.1	2	68	0
Opponents	66	2445	37.0	33.6	1	70	2

Scoring	TD	Ru	Pa	Rt	PAT	FG	2Pt	Pts
Castiglia	4	4	0	0			0	24
Basca	1	1	0	0	9/9	1/2	0	18
Humbert	3	0	3	0			0	18
Krieger	2	0	2	0			0	12
Barnum	0	0	0	0	2/2	2/6	0	8
McAfee	1	0	1	0	2/2	0/0	0	8
Banta	1	1	0	0			0	6
Cabrelli	1	0	1	0			0	6
Piro	1	0	1	0			0	6
Thompson	1	0	1	0			0	6
Tomasetti	1	0	1	0			0	6
DeSantis	0	0	0	0	1/1	0/0	0	1

Eagles	16	6	10	0	14/14	3/8	0	119
Opp.	29	12	14	3	27/29	5/13	1	218

INTs	No.	Yds	Avg	Lg	TD
Basca	3	27	9.0	na	0
Thompson	3	24	8.0	na	0
Landsberg	2	45	22.5	na	0
Graham	2	39	19.5	na	0
DeSantis	2	37	18.5	na	0
Barnum	2	20	10.0	na	0
Feibish	1	9	9.0	9	0
Cemore	1	6	6.0	6	0
Bartholomew	1	5	5.0	5	0
Shonk	1	1	1.0	1	0
Castiglia	1	0	0.0	0	0
Humbert	1	0	0.0	0	0
Piro	1	0	0.0	0	0

Eagles	21	213	10.1	na	0
Opponents	27	522	19.3	na	2

Kickoff Returns	No.	Yds	Avg	Lg	TD
Castiglia	7	199	28.4	72	0
DeSantis	6	144	24.0	30	0
Barnum	3	58	19.3	24	0
Bartholomew	2	56	28.0	45	0
Landsberg	2	49	24.5	38	0
McAfee	2	64	32.0	39	0
Basca	1	22	22.0	22	0
Fox	1	16	16.0	16	0
Ghecas	1	17	17.0	17	0
Hinkle	1	5	5.0	5	0
Humbert	1	15	15.0	15	0
Piro	1	33	33.0	33	0
Shonk	1	16	16.0	16	0
Thompson	1	23	23.0	23	0
Watkins	1	17	17.0	17	0

Eagles	31	734	23.7	72	0
Opponents	26	502	19.3	53	0

Punt Returns	Ret	FC	Yds	Avg	Lg	TD
DeSantis	9	0	80	8.9	18	0
Thompson	5	0	27	5.4	15	0
McAfee	3	0	21	7.0	13	0
Watkins	3	0	17	5.7	8	0
Landsberg	2	0	15	7.5	9	0
Tomasetti	2	0	30	15.0	15	0

Bartholomew 1-1, Basca 1-8, Ghecas 1-11

Eagles	27	0	210	7.8	18	0
Opponents	37	0	503	13.6	25	0

1942 Eagles Statistics



Record: 2-9, 5th in Eastern Head Coach: Greasy Neale

S-13	W	24-14	at Pittsburgh	13,349
S-20	L	14-24	at Cleveland Rams (Akron, OH)	6,434
S-27	L	14-35	Brooklyn Dodgers (Buffalo, NY)	5,286
O-04	L	10-14	Washington	15,500
O-11	L	17-35	at NY Giants	28,264
O-18	L	0-14	Pittsburgh	12,500
O-25	L	14-45	at Chicago Bears	15,372
N-01	L	27-30	at Washington	32,658
N-08	L	0-14	NY Giants	13,600
N-15	W	14-7	at Brooklyn Dodgers	3,858
N-29	L	0-7	Green Bay	13,700

TEAM STATS

	EAGLES	OPP
Total First Downs	124	131
Rushing	66	78
Passing	50	40
Penalty	8	13
3rd Down: Made/Att	na	na
3rd Down Pct.	na	na
4th Down: Made/Att	na	na
4th Down Pct.	na	na
Possession Avg.	na	na
Total Net Yards	2535	3010
Avg. Per Game	230.5	273.6
Total Plays	619	642
Avg. Per Play	4.1	4.7
Net Yards Rushing	1089	1717
Avg. Per Game	99.0	156.1
Total Rushes	406	464
Net Yards Passing	1416	1241
Avg. Per Game	128.7	112.8
Sacked/Yards Lost	na	na
Gross Yards	na	na
Att./Completions	213/96	178/79
Completion Pct.	45.1	44.4
Had Intercepted	17	18
Punts/Average	71/40.1	65/40.4
Net Punting Avg.	73/33.8	65/31.2
Penalties/Yards	47/392	51/452
Fumbles/Ball Lost	26/11	20/10
Touchdowns	18	33
Rushing	6	15
Passing	8	12
Returns	3	5

Score By Periods

	Q1	Q2	Q3	Q4	OT	Pts
Eagles	20	41	24	49	0	134
Opponents	73	38	76	52	0	239

Passing

	Att	Cmp	Yds	Cmp%	Yds/Att	TD	TD%	Int	Int%	Lg	Sk/Lost	Rat
Thompson	203	95	1410	46.8	6.95	8	3.9	16	7.9	65t		50.3
Barnum	9	1	6	11.1	0.67	0	0.0	1	11.1	6		0.0
Jefferson	1	0	0	0.0	0.00	0	0.0	0	0.0	0		39.6
Eagles	213	96	1416	45.1	6.65	8	3.8	17	8.0	65t		46.6
Opponents	178	79	1241	44.4	6.97	12	6.7	18	10.1	53t		51.0

Rushing	No.	Yds	Avg	Lg	TD
Davis	43	207	4.8	44	2
Pritchard	35	193	5.5	36	0
Ted Williams	50	183	3.7	33t	2
Steele	24	124	5.2	55	0
Tomasetti	45	102	2.3	14	0
Erdlitz	21	69	3.3	17	1
Barnum	30	64	2.1	7	0
Jefferson	11	57	5.2	13	0
Johnson	27	54	2.0	13	0
Stackpool	15	47	3.1	9	0
Hall	8	14	1.8	11	0
Meyer	2	13	6.5	10	0
Masters	1	3	3.0	3	0
Supulski	1	1	1.0	1	0
Binotto	1	-10	-10.0	-10	0
Thompson	92	-32	-0.3	22	1

Eagles	406	1089	2.7	55	6
Opponents	464	1717	3.7	63	15

Receiving

	No.	Yds	Avg	Lg	TD
Meyer	16	324	20.3	60	1
Cabrelli	15	229	15.3	29	1
Johnson	9	123	13.7	65t	2
Ted Williams	9	58	6.4	15	0
Supulski	8	149	18.6	41t	1
Steele	7	114	16.3	36	1
Davis	6	93	15.5	48	1
Erdlitz	5	78	15.6	42	0
Priestley	4	47	11.8	15	0
Combs	4	44	11.0	19t	1
Tomasetti	4	22	5.5	8	0
Barnum	3	54	18.0	32	0
Stackpool	2	59	29.5	39	0
Hall	2	18	9.0	14	0
Pritchard	2	4	2.0	4	0

Eagles	96	1416	14.8	65t	8
Opponents	79	1241	15.7	53t	12

INTs

	No.	Yds	Avg	Lg	TD
Thompson	4	28	7.0	22	0
Pritchard	3	23	7.7	10	0
Steele	2	49	24.5	29	0
Davis	2	35	17.5	35	0
Tomasetti	1	23	23.0	23	0
Barnum	1	11	11.0	11	0
Hayden	1	5	5.0	5	0
Supulski	1	5	5.0	5	0
Erdlitz	1	0	0.0	0	0
Gerber	1	0	0.0	0	0
Graves	1	0	0.0	0	0

Eagles	18	179	9.9	35	0
Opponents	17	224	13.2	34	0

Scoring	TD	Ru	Pa	Rt	PAT	FG	2Pt	Pts
Davis	3	2	1	0			0	18
Barnum	0	0	0	0	7/8	3/7	0	16
Erdlitz	1	1	0	0	8/8	0/0	0	14
Steele	2	0	1	1	1/1	0/0	0	13
Johnson	2	0	2	0			0	12
Ted Williams	2	2	0	0			0	12
Cabrelli	1	0	1	0			0	6
Combs	1	0	1	0			0	6
Meyer	1	0	1	0			0	6
Pate	1	0	0	1			0	6
Pritchard	1	0	0	1			0	6
Sears	1	0	0	1			0	6
Supulski	1	0	1	0			0	6
Thompson	1	1	0	0			0	6
Graves	0	0	0	0	1/1	0/0	0	1
Kasky	0	0	0	0	0/0	0/1	0	0

Eagles	18	6	8	4	17/18	3/8	0	134
Opp.	33	15	12	6	32/33	3/14	0	239

Punting	No	Yds	Avg	Net	TB	Lg	B
Barnum	50	2106	42.1	37.5	0	65	1
Pritchard	17	595	35.0	35.0	0	45	0
Steele	2	61	30.5	30.5	0	51	1
Hall	1	36	36.0	36.0	0	36	0
Jefferson	1	50	50.0	50.0	0	50	0
Eagles	71	2848	40.1	33.8	0	65	2
Opponents	65	2627	40.4	31.2	0	63	0

Kickoff Returns

	No.	Yds	Avg	Lg	TD
Davis	9	140	15.6	28	0
Steele	6	140	23.3	36	0
Thompson	5	76	15.2	22	0
Pritchard	3	134	44.7	97t	1
Tomasetti	4	90	22.5	31	0
Jefferson	3	74	24.7	22	0
Ted Williams	3	58	19.3	22	0
Johnson	2	40	20.0	20	0
Barnum	1	16	16.0	16	0
Erdlitz	1	25	25.0	25	0
Hall	1	22	22.0	22	0
Hrabetin	1	7	7.0	7	0
Meyer	1	14	14.0	14	0
Smith	1	13	13.0	13	0
Stackpool	1	13	13.0	13	0


Eagles	42	900	21.4	97t	1
Opponents	26	632	24.3	95t	1

Punt Returns

	Ret	FC	Yds	Avg	Lg	TD
Pritchard	11	na	107	9.7	19	0
Davis	10	na	84	8.4	16	0
Steele	9	na	264	20.4	80t	1
Thompson	8	na	60	7.5	12	0
Tomasetti	3	na	37	12.3	20	0
Barnum	1	na	44	44.0	44	0

Eagles	42	na	596	14.2	80t	1
Opponents	31	na	445	14.4	51	0

1943 Eagles Statistics



Record: 5-4-1, 3rd in Eastern
Head Coach: Greasy Neale & Walt Kiesling

0-02	W	17-0	Brooklyn Dodgers	11,131
0-09	W	28-14	NY Giants	15,340
0-17	L	21-48	at Chicago Bears	21,744
0-24	L	14-42	at NY Giants	42,681
0-31	W	34-13	Chi. Cardinals	16,351
			(Pitt.)	
N-07	T	14-14	Washington	28,893
N-14	L	7-13	at Brooklyn Dodgers	7,614
N-21	W	35-34	Detroit (Pitt.)	23,338
N-28	W	27-14	at Washington	35,826
D-05	L	28-38	Green Bay	34,294

TEAM STATS	STEAGLES	OPP
Total First Downs	138	96
Rushing	96	42
Passing	32	41
Penalty	10	13
3rd Down: Made/Att	na	na
3rd Down Pct.	na	na
4th Down: Made/Att	na	na
4th Down Pct.	na	na
Possession Avg.	na	na
Total Net Yards	2878	2301
Avg. Per Game	287.8	230.1
Total Plays	634	533
Avg. Per Play	4.5	4.3
Net Yards Rushing	1730	793
Avg. Per Game	173.0	79.3
Total Rushes	459	312
Net Yards Passing	1138	1393
Avg. Per Game	113.8	139.3
Sacked/Yards Lost	na	na
Gross Yards	na	na
Att./Completions	175/65	221/102
Completion Pct.	37.1	46.2
Had Intercepted	20	22
Punts/Average	62/34.4	60/40.0
Net Punting Avg.	65/28.8	62/34.4
Penalties/Yards	54/484	59/466
Fumbles/Ball Lost	37/15	20/8
Touchdowns	32	33
Rushing	17	10
Passing	11	15
Returns	4	7

Score By Periods	Q1	Q2	Q3	Q4	OT	Pts
Steagles	73	28	14	110	0	225
Opponents	49	85	48	48	0	230

Passing	Att	Cmp	Yds	Cmp%	Yds/Att	TD	TD%	Int	Int%	Lg	Sk/Lost	Rat
Zimmerman	124	43	846	34.7	6.82	9	7.3	17	13.7	60t	0/0	44.0
Sherman	37	16	208	43.2	5.62	2	5.4	1	2.7	49	0/0	68.3
Butler	13	6	84	46.2	6.46	0	0.0	1	7.7	26	0/0	35.4
Steele	1	0	0	0.0	0.00	0	0.0	1	100.0	0	0/0	0.0
Steagles	175	65	1138	37.1	6.50	11	6.3	20	11.4	60t	0/0	41.5
Opponents	221	102	1393	46.2	6.30	15	6.8	22	10.0	72t	0/0	49.8

Rushing	No.	Yds	Avg	Lg	TD
Hinkle	116	571	4.9	56	3
Steele	85	409	4.8	47t	4
Butler	87	362	4.2	69	3
Thurbon	71	291	4.1	25	5
Gauer	12	69	5.8	25	0
Kish	22	50	2.3	11	0
Laux	9	23	2.6	12	0
Bova	1	11	11.0	11	0
Masters	2	6	3.0	7	0
Sader	3	5	1.7	16	0
Steward	1	-6	-6.0	-6	0
Sherman	17	-20	-1.2	5	1
Zimmerman	33	-41	-1.2	12	1

Steagles	459	1730	3.8	69	17
Opponents	312	793	2.5	59	10

Receiving	No.	Yds	Avg	Lg	TD
Bova	17	419	24.6	51t	5
Cabrelli	12	199	16.6	49	1
Steele	9	168	18.7	60t	2
Kish	8	67	8.4	17	1
Thurbon	6	100	16.7	43	1
Butler	3	63	21.0	37	0
Miller	3	60	20.0	32	1
Hewitt	2	22	11.0	11	0
Laux	2	19	9.5	15	0
Gauer	2	18	9.0	14	0
Hinkle	1	3	3.0	3	0

Steagles	65	1138	17.5	60t	11
Opponents	102	1393	13.7	72t	15

INTs	No.	Yds	Avg	Lg	TD
Kish	5	114	22.8	86t	1
Zimmerman	5	19	3.8	10	0
Hinkle	4	98	24.5	91	0
Cabrelli	1	24	24.0	24t	1
Laux	1	24	24.0	24	0
Graves	1	15	15.0	15	0
Wukits	1	7	7.0	7	0
Thurbon	1	3	3.0	3	0
Conti	1	0	0.0	0	0
Gauer	1	0	0.0	0	0
Miller	1	0	0.0	0	0

Steagles	22	304	13.8	91	2
Opponents	20	268	13.4	45	1

Scoring	TD	Ru	Pa	Rt	PAT	FG	2Pt	Pts
Steele	6	4	2	0			0	36
Thurbon	6	5	1	0			0	36
Zimmerman	1	1	0	0	26/28	1/7	0	35
Bova	5	0	5	0			0	30
Hinkle	4	3	0	1			0	24
Butler	3	3	0	0			0	18
Cabrelli	2	0	1	1			0	12
Kish	2	0	1	1			0	12
Miller	1	0	1	0			0	6
Sherman	1	1	0	0			0	6
Wukits	1	0	0	1			0	6
Laux	0	0	0	0	2/2	0/0	0	2
Paschka	0	0	0	0	2/2	0/0	0	2

Steagles	32	17	11	4	30/32	1/7	0	225
Opp.	33	10	15	8	29/33	1/11	0	230

Punting	No.	Yds	Avg	Net	TB	Lg	B
Zimmerman	44	1521	34.6	31.7	0	53	2
Butler	11	407	37.0	37.0	0	45	0
Hinkle	4	78	19.5	19.5	0	45	1
Steward	2	84	42.0	42.0	0	47	0
Kish	1	42	42.0	42.0	0	42	0
Steagles	62	2132	34.4	28.8	0	53	3
Opponents	60	2398	40.0	34.4	0	74	2

Kickoff Returns	No.	Yds	Avg	Lg	TD
Hinkle	11	217	19.7	30	0
Steele	11	236	21.5	28	0
Butler	6	92	15.3	22	0
Thurbon	6	150	25.0	35	0
Zimmerman	3	55	18.3	20	0
Masters	2	37	18.5	19	0
Sears	1	15	15.0	15	0


Steagles	40	802	20.1	35	0
Opponents	34	828	24.4	98t	2

Punt Returns	Ret	FC	Yds	Avg	Lg	TD
Butler	13	na	108	8.3	15	0
Steele	12	na	152	12.7	30	0
Hinkle	4	na	45	11.3	14	0
Thurbon	2	na	19	9.5	14	0
Laux	1	na	11	11.0	11	0
Steagles	32	na	335	10.5	30	0
Opponents	28	na	347	12.4	34	0

1943 STEAGLES

With the shortage of manpower due to World War II, the Eagles and Steelers merged for the 1943 football season to become the Steagles. The Steagles, who finished their only season 5-4-1, split their home games between Philadelphia's Shibe Park and Pittsburgh's Forbes Field.

1944 Eagles Statistics



Record: 7-1-2 2nd in Eastern Head Coach: Greasy Neale

S-26	W	28-7	at Boston Yanks	25,061
O-08	T	31-31	Washington	32,549
O-22	W	38-0	Boston Yanks	24,638
O-29	W	24-17	at NY Giants	42,639
N-05	W	21-7	at Brooklyn Dodgers	15,289
N-12	T	21-21	NY Giants	33,248
N-19	W	37-7	at Washington	35,540
N-26	L	7-28	Chicago Bears	34,035
D-03	W	34-0	Brooklyn Tigers	13,467
D-10	W	26-13	Cleveland Rams	24,123

TEAM STATS	EAGLES	OPP				
Total First Downs	110	86				
Rushing	73	43				
Passing	27	35				
Penalty	10	8				
3rd Down: Made/Att	na	na				
3rd Down Pct.	na	na				
4th Down: Made/Att	na	na				
4th Down Pct.	na	na				
Possession Avg.	na	na				
Total Net Yards	2621	1943				
Avg. Per Game	262.1	194.3				
Total Plays	560	552				
Avg. Per Play	4.7	3.5				
Net Yards Rushing	1661	558				
Avg. Per Game	166.1	55.8				
Total Rushes	424	321				
Net Yards Passing	941	1379				
Avg. Per Game	94.1	137.9				
Sacked/Yards Lost	na	na				
Gross Yards	na	na				
Att./Completions	136/55	231/105				
Completion Pct.	40.4	45.5				
Had Intercepted	12	33				
Punts/Average	55/39.8	71/39.8				
Net Punting Avg.	56/33.6	73/30.7				
Penalties/Yards	66/523	79/570				
Fumbles/Ball Lost	36/20	29/4				
Touchdowns	37	19				
Rushing	21	6				
Passing	9	12				
Returns	6	1				
Score By Periods	Q1	Q2	Q3	Q4	OT	Pts
Eagles	69	88	48	62	0	267
Opponents	41	29	19	42	0	131

Rushing	No.	Yds	Avg	Lg	TD
Van Buren	80	444	5.6	70t	5
Hinkle	92	421	4.6	26	2
Bleeker	60	315	5.3	37	4
Steele	59	247	4.2	56t	5
Banta	38	198	5.2	60t	2
Kish	22	96	4.4	20	0
Macioszczyk	16	55	3.4	12	0
Jarvi	5	16	3.2	4	0
Laux	2	-1	-0.5	0	0
Cabrelli	1	-2	-2.0	-2	0
Miller	1	-2	-2.0	-2	0
Sherman	22	-42	-1.9	9	1
Zimmerman	26	-84	-3.2	5	2

Eagles	424	1661	3.9	70t	21
Opponents	321	558	1.7	68t	6

Receiving	No.	Yds	Avg	Lg	TD
Cabrelli	14	169	12.1	30t	1
Bleeker	8	299	37.4	75t	4
Miller	8	135	16.9	49	0
Kish	5	73	14.6	45t	1
McDonald	4	26	6.5	9	1
Ferrante	3	66	22.0	45t	1
Macioszczyk	3	28	9.3	21	0
Gauer	2	35	17.5	18	0
Hinkle	2	34	17.0	22	0
Durko	2	31	15.5	23t	1
Steele	1	22	22.0	22	0
Jarvi	1	9	9.0	9	0
Banta	1	8	8.0	8	0
Laux	1	6	6.0	6	0

Eagles	55	941	17.1	75t	9
Opponents	105	1379	13.1	70t	12

INTs	No.	Yds	Avg	Lg	TD
Steele	6	113	18.8	62	0
Van Buren	5	47	9.4	13	0
Kish	4	52	13.0	15	0
Zimmerman	4	36	9.0	14	0
Hinkle	2	62	31.0	50t	1
Sherman	2	34	17.0	29	0
Lindskog	1	65	65.0	65t	1
Miller	1	35	35.0	35t	1
Banta	1	34	34.0	34	0
Maronic	1	32	32.0	32	0
Manzini	1	16	16.0	16	0
McDonald	1	14	14.0	14	0
Friedman	1	2	2.0	2	0
Gauer	1	2	2.0	2	0
Bleeker	1	0	0.0	0	0
Jarvi	1	0	0.0	0	0

Eagles	33	544	16.5	65t	3
Opponents	12	160	13.3	34	0

Scoring	TD	Ru	Pa	Rt	PAT	FG	2Pt	Pts
Zimmerman	3	2	0	1	32/34	4/8	0	62
Bleeker	8	4	4	0			0	48
Van Buren	7	5	0	2			0	42
Steele	5	5	0	0			0	30
Banta	3	2	0	1			0	18
Hinkle	3	2	0	1			0	18
Kish	1	0	1	0	1/1	0/0	0	7
Cabrelli	1	0	1	0			0	6
Durko	1	0	1	0			0	6
Ferrante	1	0	1	0			0	6
Lindskog	1	0	0	1			0	6
McDonald	1	0	1	0			0	6
Miller	1	0	0	1			0	6
Sherman	1	1	0	0			0	6

Eagles	37	21	9	7	33/35	4/8	0	267
Opp.	19	6	12	1	14/18	1/5	0	131

Punting	No	Yds	Avg	Net	TB	Lg	B
Zimmerman	39	1531	39.3	37.6	1	61	1
Banta	9	398	44.2	44.2	0	56	0
Kish	4	182	45.5	45.5	0	65	0
Laux	1	18	18.0	18.0	0	18	0
Sherman	1	27	27.0	27.0	0	27	0
Van Buren	1	35	35.0	35.0	0	35	0

Eagles	55	2191	39.8	33.6	4	65	1
Opponents	71	2826	39.8	30.7	4	76	2

Kickoff Returns	No.	Yds	Avg	Lg	TD
Van Buren	8	266	33.3	97t	1
Hinkle	6	134	22.3	30	0
Steele	5	128	25.6	51	0
Banta	3	54	18.0	25	0
Kish	2	36	18.0	27	0
Macioszczyk	1	4	4.0	4	0
Miller	1	8	8.0	8	0

Eagles	26	630	24.2	97t	1
Opponents	46	828	18.0	41	0

Punt Returns	Ret	FC	Yds	Avg	Lg	TD
Van Buren	15	na	230	15.3	55t	1
Steele	11	na	181	16.5	25	0
Banta	7	na	81	11.6	19	0
Hinkle	4	na	32	8.0	14	0
Jarvi	2	na	22	11.0	15	0
Bleeker	1	na	3	3.0	3	0
Macioszczyk	1	na	14	14.0	14	0

Eagles	41	na	563	13.7	55t	1
Opponents	26	na	264	10.2	27	0

Passing	Att	Cmp	Yds	Cmp%	Yds/Att	TD	TD%	Int	Int%	Lg	Sk/Lost	Rat
Zimmerman	105	39	785	37.1	7.48	8	7.6	10	9.5	75t	na	50.0
Sherman	31	16	156	51.6	5.03	1	3.2	2	6.5	23t	na	49.9
Eagles	136	55	941	40.4	6.92	9	6.6	12	8.8	75t	na	49.9
Opponents	231	105	1379	45.5	5.97	12	5.2	33	14.3	70t	na	42.6

1945 Eagles Statistics



Record: 7-3, 2nd in Eastern Head Coach: Greasy Neale

0-07	W	21-6	Chicago Cardinals	25,581
0-14	L	24-28	at Detroit	22,580
0-21	L	14-24	at Washington	35,550
0-28	W	28-14	Cleveland Rams	38,149
N-04	W	45-3	at Pittsburgh	23,018
N-11	W	38-17	NY Giants	30,047
N-18	W	30-6	Pittsburgh	23,838
N-24	W	16-0	Washington	37,306
D-02	L	21-28	at NY Giants	45,372
D-09	W	35-7	Boston Yanks	27,905

TEAM STATS	EAGLES	OPP
Total First Downs	131	104
Rushing	74	52
Passing	47	39
Penalty	10	13
3rd Down: Made/Att	na	na
3rd Down Pct.	na	na
4th Down: Made/Att	na	na
4th Down Pct.	na	na
Possession Avg.	na	na
Total Net Yards	3009	2073
Avg. Per Game	300.9	207.3
Total Plays	579	533
Avg. Per Play	5.2	3.9
Net Yards Rushing	1640	817
Avg. Per Game	164.0	81.7
Total Rushes	392	328
Net Yards Passing	1321	1243
Avg. Per Game	132.1	124.3
Sacked/Yards Lost	na	na
Gross Yards	na	na
Att./Completions	187/98	205/90
Completion Pct.	52.4	43.9
Had Intercepted	14	19
Punts/Average	47/37.8	63/37.5
Net Punting Avg.	48/30.4	67/30.0
Penalties/Yards	61/529	56/422
Fumbles/Ball Lost	26/9	22/7
Touchdowns	38	18
Rushing	25	7
Passing	11	10
Returns	1	1

Score By Periods	Q1	Q2	Q3	Q4	OT	Pts
Eagles	41	75	57	99	0	272
Opponents	22	28	35	48	0	133

Passing	Att	Cmp	Yds	Cmp%	Yds/Att	TD	TD%	Int	Int%	Lg	Sk/Lost	Rat
Zimmerman	127	67	991	52.8	7.80	9	7.1	8	6.3	74t	na	75.9
Sherman	29	15	172	51.7	5.93	2	6.9	3	10.3	26t	na	53.3
Thompson	28	15	146	53.6	5.21	0	0.0	2	7.1	27	na	38.7
Steele	2	1	12	50.0	6.00	0	0.0	1	50.0	12	na	29.2
Van Buren	1	0	0	0.0	0.00	0	0.0	0	0.0	0	na	39.6
Eagles	187	98	1321	52.4	7.06	11	5.9	14	7.5	74t	na	63.6
Opponents	205	90	1243	43.9	6.06	10	4.9	19	9.3	70	na	41.6

Rushing	No.	Yds	Avg	Lg	TD
Van Buren	143	832	5.8	69t	15
Steele	20	212	10.6	46	1
Bleeker	50	167	3.3	20	2
Karnofsky	41	134	3.3	19t	2
Kish	9	82	9.1	22	0
Butler	21	61	2.9	18	1
Banta	15	49	3.3	22t	1
Steinke	7	46	6.6	18	1
Hinkle	11	40	3.6	14	0
Castiglia	13	29	2.2	6	0
Erdlitz	6	24	4.0	16	0
Rogalla	2	2	1.0	6	0
Sherman	16	-7	-0.4	8	1
Warren	1	-7	-7.0	-7	0
Zimmerman	29	-11	-0.4	9	1
Thompson	8	-13	-1.6	7	0
Eagles	392	1640	4.2	69t	25
Opponents	328	817	2.5	49	7

Receiving	No.	Yds	Avg	Lg	TD
Ferrante	21	464	22.1	74t	7
Cabrelli	15	140	9.3	19	0
Meyer	11	135	12.3	27	1
Van Buren	10	123	12.3	44t	2
Kish	8	78	9.8	18	0
McDonald	8	75	9.4	21t	1
Humbert	6	53	8.8	12	0
Karnofsky	5	113	22.6	38	0
Steele	3	42	14.0	31	0
Bleeker	3	32	10.7	15	0
Rogalla	2	22	11.0	17	0
Butler	2	14	7.0	9	0
Steinke	2	12	6.0	9	0
Banta	1	10	10.0	10	0
Hinkle	1	8	8.0	8	0
Eagles	98	1321	13.5	74t	11
Opponents	90	1243	13.8	70	10

Kickoff Returns	No.	Yds	Avg	Lg	TD
Van Buren	13	373	28.7	98t	1
Karnofsky	6	164	27.3	57	0
Steele	3	72	24.0	27	0
Banta	2	37	18.5	19	0
Cabrelli	2	25	12.5	17	0
Butler	1	21	21.0	21	0
Hinkle	1	17	17.0	17	0
Kilroy	1	7	7.0	7	0
Steinke	1	18	18.0	18	0
Eagles	30	734	24.5	98t	1
Opponents	39	823	21.1	47	0

Scoring	TD	Ru	Pa	Rt	PAT	FG	2Pt	Pts
Van Buren	18	15	2	1	2/2	0/0	0	110
Zimmerman	1	1	0	0	29/34	4/8	0	47
Ferrante	7	0	7	0			0	42
Bleeker	2	2	0	0			0	12
Karnofsky	2	2	0	0			0	12
Steele	2	1	0	1			0	12
Banta	1	1	0	0			0	6
Butler	1	1	0	0			0	6
McDonald	1	0	1	0			0	6
Meyer	1	0	1	0			0	6
Sherman	1	1	0	0			0	6
Steinke	1	1	0	0			0	6
Rogalla	0	0	0	0			0	1
Sanders	0	0	0	0	0/1	0/0	0	0
Eagles	38	25	11	2	31/37	4/8	0	272
Opp.	18	7	10	1	16/18	3/5	0	133

INTs	No.	Yds	Avg	Lg	TD
Zimmerman	7	90	12.9	23	0
Thompson	2	33	16.5	25	0
Butler	1	32	32.0	32	0
Karnofsky	1	27	27.0	27	0
Lindskog	1	22	22.0	22	0
Hinkle	1	17	17.0	17	0
Ferrante	1	15	15.0	15	0
Steele	1	15	15.0	15	0
Erdlitz	1	3	3.0	3	0
Van Buren	1	2	2.0	2	0
Cabrelli	1	1	1.0	1	0
Kish	1	0	0.0	0	0
Eagles	19	257	13.5	32	0
Opponents	14	127	9.1	31	0

Punting	No	Yds	Avg	Net	TB	Lg	B
Zimmerman	47	1778	37.8	30.4	3	64	1
Eagles	47	1778	37.8	30.4	3	64	1
Opponents	63	2360	37.5	30.0	1	68	4

Punt Returns	Ret	FC	Yds	Avg	Lg	TD
Van Buren	14	na	154	11.0	24	0
Karnofsky	7	na	103	14.7	32	0
Banta	4	na	74	18.5	20	0
Bleeker	4	na	37	9.3	18	0
Hinkle	3	na	28	9.3	14	0
Steele	2	na	22	11.0	12	0
Steinke	2	na	27	13.5	15	0
Zimmerman	1	na	7	7.0	7	0
Eagles	37	na	452	12.2	32	0
Opponents	28	na	290	10.4	27	1

1946 Eagles Statistics



Record: 6-5, 2nd in Eastern Head Coach: Greasy Neale

S-29	W	25-14	at LA Rams	30,500
O-06	W	49-25	Boston Yanks	33,986
O-13	L	7-19	Green Bay	36,127
O-20	L	14-21	at Chicago Bears	41,221
O-27	W	28-24	at Washington	33,691
N-03	W	24-14	NY Giants	40,059
N-10	L	17-45	at NY Giants	60,874
N-17	L	7-10	at Pittsburgh	38,882
N-24	L	10-27	Washington	36,633
D-01	W	10-7	Pittsburgh	29,943
D-08	W	40-14	at Boston Yanks	29,555

TEAM STATS	EAGLES	OPP
Total First Downs	154	145
Rushing	73	71
Passing	69	56
Penalty	12	18
3rd Down: Made/Att	na	na
3rd Down Pct.	na	na
4th Down: Made/Att	na	na
4th Down Pct.	na	na
Possession Avg.	na	na
Total Net Yards	2917	2490
Avg. Per Game	265.2	226.4
Total Plays	640	638
Avg. Per Play	4.6	3.9
Net Yards Rushing	1263	1123
Avg. Per Game	114.8	102.1
Total Rushes	423	418
Net Yards Passing	1641	1360
Avg. Per Game	149.2	123.6
Sacked/Yards Lost	na	na
Gross Yards	na	na
Att./Completions	217/116	220/95
Completion Pct.	53.5	43.2
Had Intercepted	20	26
Punts/Average	57/38.2	64/40.3
Net Punting Avg.	57/32.0	65/31.5
Penalties/Yards	86/769	91/817
Fumbles/Ball Lost	54/27	36/18
Touchdowns	29	30
Rushing	12	16
Passing	14	11
Returns	3	3

Score By Periods	Q1	Q2	Q3	Q4	OT	Pts
Eagles	54	58	61	58	0	231
Opponents	57	59	48	56	0	220

Passing	Att	Cmp	Yds	Cmp%	Yds/Att	TD	TD%	Int	Int%	Lg	Sk/Lost	Rat
Thompson	103	57	745	55.3	7.23	6	5.8	9	8.7	45t	na	61.3
Zimmerman	79	41	597	51.9	7.56	4	5.1	8	10.1	59t	na	54.1
Sherman	33	17	264	51.5	8.00	4	12.1	3	9.1	53	na	80.1
Pritchard	1	0	0	0.0	0.00	0	0.0	0	0.0	0	na	39.6
Van Buren	1	1	35	100.0	35.00	0	0.0	0	0.0	35	na	118.8
Eagles	217	116	1641	53.5	7.56	14	6.5	20	9.2	59t	na	61.2
Opponents	220	95	1360	43.2	6.18	11	5.0	26	11.8	62t	na	40.9

Rushing	No.	Yds	Avg	Lg	TD
Van Buren	116	529	4.6	58	5
Pritchard	42	218	5.2	68t	3
Steinke	38	154	4.1	40	1
Craft	27	108	4.0	24	0
Steele	31	108	3.5	43	1
Castiglia	39	87	2.2	14	1
Zimmerman	23	43	1.9	12	1
Muha	12	41	3.4	16	0
Hinkle	18	33	1.8	8	0
Kmetovic	5	30	6.0	27	0
Kish	6	13	2.2	4	0
Ormsbee	4	12	3.0	11	0
Sherman	21	8	0.4	12	0
Humbert	1	2	2.0	2	0
Bleeker	6	-7	-1.2	6	0
Thompson	34	-116	-3.4	6	0

Eagles	423	1263	3.0	68t	12
Opponents	418	1123	2.7	72	16

Receiving	No.	Yds	Avg	Lg	TD
Ferrante	28	451	16.1	48t	4
Humbert	18	191	10.6	22	3
Pritchard	14	309	22.1	59t	3
Castiglia	11	51	4.6	23	0
Cabrelli	8	98	12.3	38t	1
Van Buren	6	75	12.5	33	0
Steinke	5	107	21.4	32	2
Steele	5	69	13.8	24	0
Kmetovic	4	68	17.0	38	0
Craft	4	48	12.0	35	0
Smeja	3	45	15.0	17	0
Bleeker	3	29	9.7	20	0
Kish	3	16	5.3	7	0
Krieger	2	47	23.5	35	0
MacDowell	1	28	28.0	28	0
Kuczynski	1	9	9.0	9t	1
Eagles	116	1641	14.1	59t	14
Opponents	95	1360	14.3	62t	11

Punt Returns	Ret	FC	Yds	Avg	Lg	TD
Pritchard	12	na	166	13.8	42	0
Steele	9	na	82	9.1	18	0
Steinke	8	na	116	14.5	27	0
Van Buren	5	na	89	17.8	50t	1
Craft	4	na	47	11.8	16	0
Hinkle	1	na	4	4.0	4	0
Eagles	39	na	504	12.9	50t	1
Opponents	30	na	356	11.9	38	0

Scoring	TD	Ru	Pa	Rt	PAT	FG	2Pt	Pts
Lio	1	0	0	1	27/27	6/11	0	51
Pritchard	6	3	3	0			0	36
Van Buren	6	5	0	1			0	36
Ferrante	4	0	4	0			0	24
Steinke	4	1	2	1			0	24
Humbert	3	0	3	0			0	18
Zimmerman	1	1	0	0	2/2	2/4	0	14
Cabrelli	1	0	1	0			0	6
Castiglia	1	1	0	0			0	6
Kuczynski	1	0	1	0			0	6
Steele	1	1	0	0			0	6
MacDowell	0	0	0	0			1	2
Eagles	29	12	14	3	29/29	8/15	2	231
Opp.	30	16	11	3	26/28	4/10	1	220

INTs	No.	Yds	Avg	Lg	TD
Steinke	6	72	12.0	52t	1
Craft	3	105	35.0	49	0
Steele	3	69	23.0	30	0
Zimmerman	3	58	19.3	31	0
Pritchard	3	7	2.3	4	0
Hinkle	2	37	18.5	34	0
Wistert	1	27	27.0	27	0
Kish	1	13	13.0	13	0
Lindskog	1	10	10.0	10	0
Muha	1	8	8.0	8	0
Maronic	1	7	7.0	7	0
Kilroy	1	0	0.0	0	0
Eagles	26	413	15.9	52t	1
Opponents	20	380	19.0	44	1

Punting	No	Yds	Avg	Net	TB	Lg	B
Zimmerman	23	890	38.7	38.7	0	52	0
Muha	22	843	38.3	37.8	0	64	0
Pritchard	7	242	34.6	34.6	0	64	0
Kish	4	163	40.8	40.8	0	50	0
Van Buren	1	41	41.0	41.0	0	41	0
Eagles	57	2179	38.2	32.0	0	64	0
Opponents	64	2577	40.3	31.5	3	69	1

Kickoff Returns	No.	Yds	Avg	Lg	TD
Van Buren	11	319	29.0	63	0
Pritchard	8	164	20.5	42	0
Steele	8	120	15.0	31	0
Craft	4	86	21.5	28	0
Steinke	3	92	30.7	56	0
Castiglia	1	17	17.0	17	0
Gude	1	0	0.0	0	0
Hinkle	1	25	25.0	25	0
Humbert	1	18	18.0	18	0
Muha	1	23	23.0	23	0
Ormsbee	1	5	5.0	5	0
Smeja	1	12	12.0	12	0
Eagles	41	881	21.5	63	0
Opponents	40	822	20.6	50	0

1947 Eagles Statistics



Record: 8-4, t-1st in Eastern Head Coach: Greasy Neale

S-28	W	45-42	Washington	35,406
O-05	W	23-0	NY Giants	29,823
O-12	L	7-40	at Chicago Bears	34,338
O-19	L	24-35	at Pittsburgh	33,538
O-26	W	14-7	LA Rams	36,364
N-02	W	38-14	at Washington	36,591
N-09	W	41-24	at NY Giants	29,016
N-16	W	32-0	Boston Yanks	26,498
N-23	L	14-21	at Boston Yanks	15,628
N-30	W	21-0	Pittsburgh	37,218
D-07	L	21-45	Chicago Cardinals	32,322
D-14	W	28-14	Green Bay	24,216
NFC DIVISIONAL PLAYOFF				
D-21	W	21-0	at Pittsburgh	35,729
NFL CHAMPIONSHIP				
D-28	L	21-28	at Chicago Cardinals	30,759

TEAM STATS

	EAGLES	OPP
Total First Downs	203	188
Rushing	109	75
Passing	68	86
Penalty	26	27
3rd Down: Made/Att	na	na
3rd Down Pct.	na	na
4th Down: Made/Att	na	na
4th Down Pct.	na	na
Possession Avg.	na	na
Total Net Yards	3625	3579
Avg. Per Game	302.1	298.3
Total Plays	697	714
Avg. Per Play	5.2	5.0
Net Yards Rushing	1971	1329
Avg. Per Game	164.3	110.8
Total Rushes	474	380
Net Yards Passing	1626	2220
Avg. Per Game	135.5	185.0
Sacked/Yards Lost	na/135	na/190
Gross Yards	1761	2410
Att./Completions	223/116	334/151
Completion Pct.	52.0	45.2
Had Intercepted	19	23
Punts/Average	63/42.3	70/38.4
Net Punting Avg.	63/36.2	71/27.9
Penalties/Yards	92/848	110/1017
Fumbles/Ball Lost	37/14	28/13
Touchdowns	43	34
Rushing	21	12
Passing	18	19
Returns	4	3

Passing	Att	Cmp	Yds	Cmp%	Yds/Att	TD	TD%	Int	Int%	Lg	Sk/Lost	Rat
Thompson	201	106	1680	52.7	8.36	16	8.0	15	7.5	69t	na	76.3
Mackrides	17	8	58	47.1	3.41	2	11.8	3	17.6	15	na	55.1
Sherman	5	2	23	40.0	4.60	0	0.0	1	20.0	13	na	15.0
Eagles	223	116	1761	52.0	7.90	18	8.1	19	8.5	69t	na/135	69.7
Opponents	334	151	2410	45.2	7.22	19	5.7	23	6.9	74t	na/190	60.1

Rushing	No.	Yds	Avg	Lg	TD
Van Buren	217	1008	4.6	45	13
Pritchard	69	294	4.3	31	1
McHugh	22	171	7.8	41	1
Steele	26	138	5.3	49	1
Muha	27	107	4.0	28t	1
Macioszczyk	30	104	3.5	11	0
Thompson	23	52	2.3	16	2
Steinke	16	50	3.1	15	0
Doss	11	45	4.1	20	0
Sherman	17	17	1.0	16	1
Hinkle	1	2	2.0	2	0
Craft	5	-1	-0.2	4	0
Kish	3	-1	-0.3	1	0
Mackrides	7	-15	-2.1	2t	1
Eagles	474	1971	4.2	49	21
Opponents	380	1329	3.5	47	12

Receiving	No.	Yds	Avg	Lg	TD
Pihos	23	382	16.6	66t	7
Ferrante	18	341	18.9	54t	4
Armstrong	17	197	11.6	46	2
Pritchard	16	315	19.7	69t	3
Humbert	13	139	10.7	19	0
Van Buren	9	79	8.8	35	0
Steinke	4	90	22.5	60t	1
Steele	4	62	15.5	44	0
Macioszczyk	3	20	6.7	8	0
Craft	2	66	33.0	34	1
Doss	2	17	8.5	19	0
McHugh	2	16	8.0	10	0
Prescott	1	15	15.0	15	0
Kish	1	12	12.0	12	0
Muha	1	10	10.0	10	0
Eagles	116	1761	15.2	69t	18
Opponents	151	2410	16.0	74t	19

Punt Returns	Ret	FC	Yds	Avg	Lg	TD
Pritchard	24	na	271	11.3	30	0
Steele	11	na	183	16.6	42	0
McHugh	10	na	156	15.6	69t	1
Steinke	6	na	69	11.5	30	0
Craft	1	na	5	5.0	5	0
Pihos	1	na	26	26.0	26t	1
Sears	1	na	6	6.0	6	0
Eagles	54	na	716	13.3	69t	2
Opponents	32	na	350	10.9	23	0

Score By Periods	Q1	Q2	Q3	Q4	OT	Pts
Eagles	88	66	82	72	0	308
Opponents	27	63	47	105	0	242

Scoring	TD	Ru	Pa	Rt	PAT	FG	2Pt	Pts
Van Buren	14	13	0	1			0	84
Pihos	8	0	7	1			0	48
Patton	0	0	0	0	36/40	3/14	0	45
Ferrante	4	0	4	0			0	24
Pritchard	4	1	3	0			0	24
Muha	2	1	0	1	0/0	1/5	0	15
Armstrong	2	0	2	0			0	12
McHugh	2	1	0	1			0	12
Thompson	2	2	0	0			0	12
Craft	1	0	1	0			0	6
Mackrides	1	1	0	0			0	6
Sherman	1	1	0	0			0	6
Steele	1	1	0	0			0	6
Steinke	1	0	1	0			0	6
Kekeris	0	0	0	0	2/3	0/1	0	2
Eagles	43	21	18	4	38/43	4/20	0	308
Opp.	34	12	19	3	32/34	2/10	0	242

INTs	No.	Yds	Avg	Lg	TD
Steele	6	103	17.2	42	0
McHugh	3	52	17.3	48	0
Prescott	3	5	1.7	5	0
Doss	2	31	15.5	23	0
Humbert	2	12	6.0	12	0
Kish	1	37	37.0	37	0
Steinke	1	17	17.0	17	0
Lindskog	1	15	15.0	15	0
Pritchard	1	12	12.0	12	0
Wojciechowicz	1	3	3.0	3	0
Craft	1	0	0.0	0	0
Van Buren	1	0	0.0	0	0
Eagles	23	287	12.5	48	0
Opponents	19	236	12.4	59t	2

Punting	No	Yds	Avg	Net	TB	Lg	B
Muha	53	2303	43.5	38.2	2	75	0
Kish	8	301	37.6	37.6	0	47	0
Pritchard	2	64	32.0	32.0	0	36	0
Eagles	63	2668	42.3	36.2	2	75	0
Opponents	70	2690	38.4	27.9	1	74	1

Kickoff Returns	No.	Yds	Avg	Lg	TD
Van Buren	13	382	29.4	95t	1
Pritchard	8	148	18.5	27	0
Ferrante	7	99	14.1	34	0
Armstrong	3	38	12.7	15	0
McHugh	3	50	16.7	30	0
Muha	3	55	18.3	24	0
Macioszczyk	2	36	18.0	18	0
Steele	2	17	8.5	14	0
Kish	1	10	10.0	10	0
Pihos	1	17	17.0	17	0
Steinke	1	2	2.0	2	0
Eagles	44	854	19.4	95t	1
Opponents	49	989	20.2	94t	1

1948 Eagles Statistics



Record: 9-2-1, 1st in Eastern Head Coach: Greasy Neale

S-24	L	14-21	at Chi. Cardinals	24,159
O-03	T	28-28	at LA Rams	24,597
O-10	W	45-0	New York Giants	22,804
O-17	W	45-0	at Washington	35,580
O-24	W	12-7	Chicago Bears	36,227
O-31	W	34-7	at Pittsburgh	32,859
N-07	W	35-14	at NY Giants	24,983
N-14	W	45-0	Boston Yanks	22,958
N-21	W	42-21	Washington	36,254
N-28	W	17-0	Pittsburgh	22,001
D-05	L	14-37	at Boston	9,652
D-12	W	45-21	Detroit	15,322
NFL CHAMPIONSHIP				
D-19	W	7-0	Chi. Cardinals	28,864

Rushing	No.	Yds	Avg	Lg	TD
Van Buren	201	945	4.7	29	10
Pritchard	117	517	4.4	65t	4
Doss	62	193	3.1	18	0
Parmer	30	167	5.6	42t	3
Myers	21	118	5.6	29t	1
Kish	10	106	10.6	66t	1
Steele	13	99	7.6	56	1
Muha	25	90	3.6	14	0
Craft	13	67	5.2	23	0
Thompson	12	46	3.8	13	1
Steinke	5	17	3.4	8	0
McHugh	4	12	3.0	5	0
Mackrides	7	4	0.6	9	0
Pihos	8	-3	-4	5	0
Eagles	528	2378	4.5	66t	21
Opponents	376	1209	3.2	40	5

Score By Periods	Q1	Q2	Q3	Q4	OT	Pts
Eagles	83	121	73	99	0	376
Opponents	17	56	28	55	0	156

Scoring	TD	Ru	Pa	Rt	PAT	FG	2Pt	Pts
Patton	0	0	0	0	50/50	8/12	0	74
Pihos	11	0	11	0			0	66
Van Buren	10	10	0	0			0	60
Pritchard	8	4	2	2			0	48
Ferrante	7	0	7	0			0	42
Armstrong	3	0	3	0			0	18
Parmer	3	3	0	0			0	18
Craft	2	0	2	0			0	12
Steele	2	1	1	0			0	12
Kish	1	1	0	0			0	6
Muha	1	0	1	0	0/0	0/5	0	6
Myers	1	1	0	0			0	6
Thompson	1	1	0	0			0	6
Barnes	0	0	0	0			1	2
Eagles	50	21	27	2	50/50	8/17	1	376
Opp.	22	5	14	3	21/21	1/5	0	156

TEAM STATS

	EAGLES	OPP
Total First Downs	241	158
Rushing	119	62
Passing	99	83
Penalty	23	13
3rd Down: Made/Att	na	na
3rd Down Pct.	na	na
4th Down: Made/Att	na	na
4th Down Pct.	na	na
Possession Avg.	na	na
Total Net Yards	4577	2967
Avg. Per Game	381.4	247.3
Total Plays	829	714
Avg. Per Play	5.5	4.2
Net Yards Rushing	2378	1209
Avg. Per Game	198.2	100.8
Total Rushes	528	376
Net Yards Passing	2167	1749
Avg. Per Game	180.6	145.8
Sacked/Yards Lost	74	202
Gross Yards	2241	1951
Att./Completions	301/159	338/139
Completion Pct.	52.8	41.1
Had Intercepted	16	23
Punts/Average	62/45.9	88/38.8
Net Punting Avg.	62/38.0	88/31.3
Penalties/Yards	86/773	87/860
Fumbles/Ball Lost	35/18	33/16
Touchdowns	50	22
Rushing	21	5
Passing	27	14
Returns	2	3

Receiving	No.	Yds	Avg	Lg	TD
Pihos	46	766	16.7	48	11
Ferrante	28	444	15.9	66t	7
Pritchard	27	252	9.3	34t	2
Armstrong	24	325	13.5	33	3
Van Buren	10	96	9.6	34	0
Doss	8	96	12.0	30	0
Myers	7	57	8.1	31	0
Craft	4	138	34.5	70t	2
Steele	2	43	21.5	32t	1
Muha	2	22	11.0	20t	1
Humbert	1	2	2.0	2	0
Eagles	159	2241	14.1	70t	27
Opponents	139	1951	14.0	83	14

INTs	No.	Yds	Avg	Lg	TD
Steele	6	55	9.2	33	0
Humbert	4	35	8.8	20	0
Kish	3	32	10.7	22	0
Van Buren	2	32	16.0	20	0
Armstrong	2	30	15.0	19	0
McHugh	2	27	13.5	15	0
Myers	2	9	4.5	8	0
Parmer	1	6	6.0	6	0
Wojciechowicz	1	2	2.0	2	0
Eagles	23	228	9.9	33	0
Opponents	16	257	16.1	89t	2


Punting	No	Yds	Avg	Net	TB	Lg	B
Muha	57	2694	47.3	40.2	4	82	0
Palmer	4	148	37.0	37.0	0	47	0
Johnson	1	5	5.0	5.0	0	5	1
Eagles	62	2847	45.9	38.0	4	82	1
Opponents	88	3412	38.8	31.3	5	66	0

Punt Returns	Ret	FC	Yds	Avg	Lg	TD
Pritchard	24	na	282	11.8	55t	1
McHugh	18	na	220	12.2	55	0
Craft	3	na	32	10.7	17	0
Humbert	2	na	7	3.5	7	0
Doss	1	na	0	0.0	0	0
Kish	1	na	0	0.0	0	0
Palmer	1	na	8	8.0	8	0
Steele	1	na	5	5.0	5	0
Eagles	51	na	554	10.9	55t	1
Opponents	38	na	411	10.8	38	0

Kickoff Returns	No.	Yds	Avg	Lg	TD
Van Buren	14	292	20.9	34	0
Pritchard	9	249	27.7	50	0
Green	2	24	12.0	21	0
Steele	2	30	15.0	20	0
Doss	1	26	26.0	26	0
Palmer	1	20	20.0	20	0
Parmer	1	14	14.0	14	0
Pihos	1	9	9.0	9	0
Steinke	1	17	17.0	17	0
Eagles	32	681	21.3	50	0
Opponents	48	990	20.6	48	0

Passing	Att	Cmp	Yds	Cmp%	Yds/Att	TD	TD%	Int	Int%	Lg	Sk/Lost	Rat
Thompson	246	141	1965	57.3	7.99	25	10.2	11	4.5	70t	na/74	98.4
Mackrides	53	18	276	34.0	5.21	2	3.8	4	7.5	28	0/0	25.1
Steele	1	0	0	0.0	0.00	0	0.0	1	100.0	0	0/0	0.0
Van Buren	1	0	0	0.0	0.00	0	0.0	0	0.0	0	0/0	39.6
Eagles	301	159	2241	52.8	7.45	27	9.0	16	5.3	70t	na/74	84.9
Opponents	338	139	1951	41.1	5.77	14	4.1	23	6.8	83	na/202	45.9

1949 Eagles Statistics



Record: 11-1, 1st in Eastern Head Coach: Greasy Neale

S-22	W	7-0	at NY Bulldogs	4,355
O-03	W	22-14	at Detroit	20,163
O-08	W	28-3	Chi. Cardinals	33,716
O-16	L	21-38	at Chicago Bears	47,248
O-23	W	49-14	Washington	28,602
O-30	W	38-7	at Pittsburgh	37,840
N-06	W	38-14	LA Rams	38,230
N-13	W	44-21	at Washington	31,170
N-20	W	42-0	NY Bulldogs	22,165
N-27	W	34-17	Pittsburgh	22,191
D-04	W	24-3	at NY Giants	25,446
D-11	W	17-3	New York Giants	21,022
NFL CHAMPIONSHIP				
D-18	W	14-0	at LA Rams	22,245

TEAM STATS

	EAGLES	OPP
Total First Downs	243	148
Rushing	143	60
Passing	87	68
Penalty	13	20
3rd Down: Made/Att	na	na
3rd Down Pct.	na	na
4th Down: Made/Att	na	na
4th Down Pct.	na	na
Possession Avg.	na	na
Total Net Yards	4448	2467
Avg. Per Game	370.7	205.6
Total Plays	883	656
Avg. Per Play	5.0	3.8
Net Yards Rushing	2607	1217
Avg. Per Game	217.3	101.4
Total Rushes	632	353
Net Yards Passing	1824	1248
Avg. Per Game	152.0	104.0
Sacked/Yards Lost	85	359
Gross Yards	1909	1607
Att./Completions	251/130	303/121
Completion Pct.	51.8	39.9
Had Intercepted	14	29
Punts/Average	53/40.8	81/38.6
Net Punting Avg.	53/31.3	81/30.5
Penalties/Yards	81/729	62/533
Fumbles/Ball Lost	29/12	30/14
Touchdowns	48	17
Rushing	25	5
Passing	18	11
Returns	5	1

Rushing	No.	Yds	Avg	Lg	TD
Van Buren	263	1146	4.4	41	11
Pritchard	84	506	6.0	77t	3
Ziegler	84	283	3.4	41	1
Parmer	66	234	3.5	34	5
Scott	40	195	4.9	39	1
Myers	48	182	3.8	12	1
Muha	3	19	6.3	13	0
Mackrides	14	17	1.2	17	1
Thompson	15	17	1.1	5	2
Craft	11	5	0.5	6	0
McHugh	2	5	2.5	5	0
Kish	2	-2	-1.0	0	0
Eagles	632	2607	4.1	77t	25
Opponents	353	1217	3.4	54t	5

Receiving	No.	Yds	Avg	Lg	TD
Ferrante	34	508	14.9	64t	5
Pihos	34	484	14.2	49	4
Armstrong	24	271	11.3	45t	5
Pritchard	8	185	23.1	75t	2
Scott	8	148	18.5	70t	1
Myers	7	98	14.0	26	0
Parmer	5	33	6.6	30	0
Van Buren	4	88	22.0	50t	1
Ziegler	3	33	11.0	24	0
Craft	1	37	37.0	37	0
Humbert	1	14	14.0	14	0
Muha	1	10	10.0	10	0
Eagles	130	1909	14.7	75t	18
Opponents	121	1607	13.3	63t	11

INTs	No.	Yds	Avg	Lg	TD
Reagan	7	146	20.9	52	0
Humbert	7	69	9.9	37	0
McHugh	6	89	14.8	36	1
Muha	2	31	15.5	28t	1
Wojciechowicz	2	26	13.0	16	0
Parmer	2	12	6.0	12	0
Craft	1	17	17.0	17	0
Ziegler	1	16	16.0	16	0
Jarmoluk LG	1	3	3.0	3	0
Jarmoluk TM	1	3	3.0	3	0
Eagles	29	409	14.1	52	2
Opponents	14	241	17.2	54t	1

Punting	No	Yds	Avg	Net	TB	Lg	B
Muha	45	1800	40.0	31.2	6	59	0
Reagan	8	362	45.3	37.6	0	63	0
Eagles	53	2162	40.8	31.3	6	63	0
Opponents	81	3127	38.6	30.5	4	64	5

Score By Periods	Q1	Q2	Q3	Q4	OT	Pts
Eagles	72	122	98	72	0	364
Opponents	48	24	31	31	0	134

Scoring	TD	Ru	Pa	Rt	PAT	FG	2Pt	Pts
Van Buren	12	11	1	0			0	72
Patton	0	0	0	0	42/43	9/18	0	69
Armstrong	5	0	5	0			0	30
Ferrante	5	0	5	0			0	30
Parmer	5	5	0	0			0	30
Pritchard	5	3	2	0			0	30
Pihos	4	0	4	0			0	24
Scott	3	1	1	1			0	18
Thompson	2	2	0	0			0	12
Muha	1	0	0	1	5/5	0/1	0	11
Craft	1	0	0	1			0	6
Mackrides	1	1	0	0			0	6
McHugh	1	0	0	1			0	6
Myers	1	1	0	0			0	6
Reagan	1	0	0	1			0	6
Ziegler	1	1	0	0			0	6
Gianelli	0	0	0	0			1	2
Eagles	48	25	18	5	47/48	9/19	1	364
Opp.	17	5	11	1	17/17	5/8	0	134

Punt Returns	Ret	FC	Yds	Avg	Lg	TD
Reagan	21	na	266	12.7	42	1
Pritchard	13	na	99	7.6	23	0
Scott	5	na	114	22.8	70t	1
Craft	3	na	50	16.7	19	0
McHugh	3	na	26	8.7	20	0
Ziegler	2	na	20	10.0	10	0
Muha	1	na	2	2.0	2	0
Eagles	48	na	577	12.0	70t	2
Opponents	36	na	384	10.7	49	0

Kickoff Returns	No.	Yds	Avg	Lg	TD
Van Buren	12	288	24.0	35	0
Pritchard	5	99	19.8	36	0
Green	2	33	16.5	18	0
Myers	2	27	13.5	21	0
Muha	1	20	20.0	20	0
Pihos	1	0	0.0	0	0
Scott	1	54	54.0	54	0
Ziegler	1	21	21.0	21	0
Eagles	25	542	21.7	54	0
Opponents	53	1087	20.5	40	0

Passing	Att	Cmp	Yds	Cmp%	Yds/Att	TD	TD%	Int	Int%	Lg	Sk/Lost	Rat
Thompson	214	116	1727	54.2	8.07	16	7.5	11	5.1	75t	na/73	84.4
Mackrides	36	14	182	38.9	5.06	2	5.6	2	5.6	37	na/12	34.5
Pritchard	1	0	0	0.0	0.00	0	0.0	1	100.0	0	0/0	0.0
Eagles	251	130	1909	51.8	7.61	18	7.2	14	5.6	75t	na/85	77.6
Opponents	303	121	1607	39.9	5.30	11	3.6	29	9.6	63t	na/359	30.0

1950 Eagles Statistics



Record: 6-6, t-3rd in American Head Coach: Greasy Neale

S-16	L	10-35	Cleveland	71,237
S-24	W	45-7	at Chi. Cardinals	24,914
O-07	W	56-20	Los Angeles	24,134
O-15	W	24-14	at Baltimore	14,413
O-22	W	17-10	at Pittsburgh	35,662
O-29	W	35-3	Washington	33,707
N-05	L	7-9	Pittsburgh	24,629
N-12	W	33-0	at Washington	29,407
N-19	L	10-14	Chi. Cardinals	28,368
N-26	L	3-7	at NY Giants	24,093
D-03	L	7-13	at Cleveland	37,490
D-10	L	7-9	New York Giants	26,440

Rushing	No.	Yds	Avg	Lg	TD
Ziegler	172	733	4.3	52	1
Van Buren	188	629	3.3	41	4
Ledbetter	67	320	4.8	23	1
Parmer	60	203	3.4	27	7
Myers	29	159	5.5	42	0
Mackrides	21	82	3.9	18	0
Reagan	3	55	18.3	40	0
Craft	8	52	6.5	19	0
Scott	13	46	3.5	22	0
Thompson	15	34	2.3	7	0
Boedeker LG	8	16	2.0	8	0
McHugh	4	14	3.5	5	0
Sandifer LG	1	3	3.0	3	0
Sutton	1	1	1.0	1	0
Eagles	581	2328	4.0	52	13
Opponents	391	1603	4.1	74	5

Scoring	TD	Ru	Pa	Rt	PAT	FG	2Pt	Pts
Patton	0	0	0	0	32/33	8/17	0	56
Parmer	8	7	1	0			0	48
Pihos	6	0	6	0			0	36
Van Buren	4	4	0	0			0	24
Ferrante	3	0	3	0			0	18
Ledbetter	3	1	2	0			0	18
Ziegler	3	1	2	0			0	18
Armstrong	1	0	1	0			0	6
Craft	1	0	0	1			0	6
Green	1	0	0	1			0	6
Muha	1	0	0	1	0/0	0/5	0	6
Reagan	1	0	0	1			0	6
Willey	1	0	0	1			0	6
Eagles	33	13	15	5	32/33	8/22	0	254
Opp.	17	5	10	2	15/16	8/18	0	141

TEAM STATS

	EAGLES	OPP
Total First Downs	231	141
Rushing	142	66
Passing	79	65
Penalty	10	10
3rd Down: Made/Att	na	na
3rd Down Pct.	na	na
4th Down: Made/Att	na	na
4th Down Pct.	na	na
Possession Avg.	na	na
Total Net Yards	4014	3049
Avg. Per Game	334.5	254.1
Total Plays	866	668
Avg. Per Play	4.6	4.6
Net Yards Rushing	2328	1603
Avg. Per Game	194.0	133.6
Total Rushes	581	391
Net Yards Passing	1686	1446
Avg. Per Game	140.5	120.5
Sacked/Yards Lost	150	175
Gross Yards	1836	1621
Att./Completions	285/121	277/102
Completion Pct.	42.5	36.8
Had Intercepted	28	31
Punts/Average	56/41.4	77/38.9
Net Punting Avg.	56/33.0	77/33.2
Penalties/Yards	63/612	73/590
Fumbles/Ball Lost	32/15	32/17
Touchdowns	33	17
Rushing	13	5
Passing	15	10
Returns	5	2

Score By Periods	Q1	Q2	Q3	Q4	OT	Pts
Eagles	47	80	48	79	0	254
Opponents	43	20	57	21	0	141

Receiving	No.	Yds	Avg	Lg	TD
Pihos	38	447	11.8	43	6
Ferrante	35	588	16.8	75	3
Ziegler	13	216	16.6	48t	2
Myers	12	204	17.0	39	0
Armstrong	8	124	15.5	36	1
Parmer	6	103	17.2	59	1
Ledbetter	4	81	20.3	29	2
Van Buren	2	34	17.0	29	0
Hix	2	25	12.5	20	0
Craft	1	14	14.0	14	0
Boedeker LG	1	10	10.0	10	0
Eagles	121	1836	15.2	75	15
Opponents	102	1621	15.9	69t	10

INTs	No.	Yds	Avg	Lg	TD
Sutton	8	67	8.4	32	0
Craft	7	70	10.0	29	0
Reagan	4	132	33.0	47	1
McHugh	4	34	8.5	27	0
Armstrong	3	4	1.3	4	0
Muha	2	40	20.0	21	1
Sandifer LG	2	27	13.5	27	0
Willey	1	41	41.0	41t	1
Bednarik	1	9	9.0	9	0
Wojciechowicz	1	4	4.0	4	0
Eagles	31	401	12.9	47	3
Opponents	28	289	10.3	36	1

Punting	No	Yds	Avg	Net	TB	Lg	B
Reagan	54	2270	42.0	34.2	3	68	0
Muha	2	48	24.0	24.0	0	48	1
Eagles	56	2318	41.4	33.0	4	68	1
Opponents	77	2995	38.9	33.2	2	60	1

Punt Returns	Ret	FC	Yds	Avg	Lg	TD
Craft	19	na	113	5.9	13	0
Sandifer LG	15	na	155	10.3	39	0
Sandifer TM	15	na	155	10.3	39	0
Sutton	9	na	75	8.3	14	0
Reagan	6	na	38	6.3	12	0
Boedeker LG	5	na	49	9.8	12	0
Ziegler	3	na	20	6.7	12	0
Eagles	52	na	401	7.7	39	0
Opponents	32	na	392	12.3	82t	1

Kickoff Returns	No.	Yds	Avg	Lg	TD
Craft	10	327	32.7	103t	1
Ziegler	10	204	20.4	28	0
Sandifer LG	5	108	21.6	36	0
Sandifer TM	4	89	22.3	36	0
Van Buren	5	110	22.0	26	0
McHugh	2	45	22.5	28	0
Muha	2	28	14.0	19	0
Myers	2	25	12.5	14	0
Boedeker LG	1	20	20.0	20	0
Green	1	14	14.0	14	0
Maronic	1	4	4.0	4	0
Sutton	1	21	21.0	21	0
Eagles	38	867	22.8	103t	1
Opponents	38	834	21.9	58	0

Pro Bowl Selections: G Walt Barnes, LB Chuck Bednarik, E John Green, E Pete Pihos, T Al Wistert

Passing	Att	Cmp	Yds	Cmp%	Yds/Att	TD	TD%	Int	Int%	Lg	Sk/Lost	Rat
Thompson	239	107	1608	44.8	6.73	11	4.6	22	9.2	75	na/142	44.4
Mackrides	46	14	228	30.4	4.96	4	8.7	6	13.0	59	na/8	37.5
Eagles	285	121	1836	42.5	6.44	15	5.3	28	9.8	75	na/150	42.3
Opponents	277	102	1621	36.8	5.85	10	3.6	31	11.2	69t	na/175	29.6

1951 Eagles Statistics



Record: 4-8, 5th in American
Head Coach: Bo McMillan (2) & Wayne Millner (10)

S-30	W	17-14	at Chi. Cardinals	16,129
O-06	W	21-14	San Francisco	23,432
O-14	L	24-37	at Green Bay	18,489
O-21	L	24-26	at NY Giants	28,656
O-28	L	23-27	Washington	20,437
N-04	W	34-13	at Pittsburgh	19,649
N-11	L	17-20	at Cleveland	36,571
N-18	L	10-28	Detroit	25,350
N-25	L	13-17	Pittsburgh	15,537
D-02	W	35-21	at Washington	23,738
D-09	L	7-23	New York Giants	19,322
D-16	L	9-24	Cleveland	16,263

TEAM STATS	EAGLES	OPP
Total First Downs	200	183
Rushing	111	92
Passing	73	77
Penalty	16	14
3rd Down: Made/Att	na	na
3rd Down Pct.	na	na
4th Down: Made/Att	na	na
4th Down Pct.	na	na
Possession Avg.	na	na
Total Net Yards	3052	3294
Avg. Per Game	254.3	274.5
Total Plays	793	749
Avg. Per Play	3.8	4.4
Net Yards Rushing	1562	1816
Avg. Per Game	130.2	151.3
Total Rushes	509	462
Net Yards Passing	1490	1478
Avg. Per Game	124.2	123.2
Sacked/Yards Lost	223	270
Gross Yards	1713	1748
Att./Completions	284/120	287/119
Completion Pct.	42.3	41.5
Had Intercepted	29	18
Punts/Average	77/39.1	70/44.4
Net Punting Avg.	77/35.5	70/36.1
Penalties/Yards	51/428	53/458
Fumbles/Ball Lost	36/18	28/19
Touchdowns	31	32
Rushing	13	12
Passing	17	17
Returns	1	3

Score By Periods	Q1	Q2	Q3	Q4	OT	Pts
Eagles	44	75	53	62	0	234
Opponents	34	55	91	84	0	264

Passing	Att	Cmp	Yds	Cmp%	Yds/Att	TD	TD%	Int	Int%	Lg	Sk/Lost	Rat
Burk	218	92	1329	42.2	6.10	14	6.4	23	10.6	53t	na/179	44.5
Rauch LG	94	30	288	31.9	3.06	1	1.1	4	4.3	39t	na/87	27.3
Rauch TM	12	5	51	41.7	4.25	0	0.0	1	8.3	18	na/33	19.8
Mackrides	54	23	333	42.6	6.17	3	5.6	5	9.3	43t	na/11	43.2
Eagles	284	120	1713	42.3	6.03	17	6.0	29	10.2	53t	na/223	42.8
Opponents	287	119	1748	41.5	6.09	17	5.9	18	6.3	53t	na/270	55.6

Rushing	No.	Yds	Avg	Lg	TD
Ziegler	113	418	3.7	34	2
S. Van Buren	112	327	2.9	17	6
Parmer	92	316	3.4	15t	2
Scott	45	161	3.6	40	1
Pollard LG	26	121	4.7	28	0
Pollard TM	24	119	5.0	28	0
Sandifer	35	113	3.2	13	1
E. Van Buren	16	60	3.8	11	0
Rauch LG	7	26	3.7	11	0
Rauch TM	6	21	3.5	11	0
Burk	28	12	0.4	11	1
Mackrides	7	9	1.3	3	0
Pritchard TM	31	6	0.2	9	0

Eagles	509	1562	3.1	40	13
Opponents	462	1816	3.9	80t	1

Receiving	No.	Yds	Avg	Lg	TD
Pihos	35	536	15.3	38t	5
Walston	31	512	16.5	43t	8
Parmer	13	80	6.2	16	0
Scott	10	212	21.2	53t	3
Pritchard TM	8	103	12.9	38	0
Ziegler	8	59	7.4	19	0
S. Van Buren	4	28	7.0	18	0
O'Quinn TM	3	58	19.3	34	0
Armstrong	3	44	14.7	18	0
Pollard LG	3	35	11.7	18	0
Pollard TM	3	17	5.7	9	0
Sandifer	2	36	18.0	30t	1
Lindskog	0	21	---	21	0
Magee	0	7	---	7	0

Eagles	120	1713	14.3	53t	17
Opponents	119	1748	14.7	53t	17

INTs	No.	Yds	Avg	Lg	TD
Reagan	4	60	15.0	44	0
Armstrong	4	18	4.5	18	0
Craft	2	61	30.5	26	0
Pihos	2	30	15.0	30	0
Sutton	2	8	4.0	8	0
Sandifer	1	28	28.0	28	0
E. Van Buren	1	23	23.0	23	0
McHugh	1	19	19.0	19	0
Jarmoluk	1	9	9.0	9	0

Eagles	18	256	14.2	49	0
Opponents	29	475	16.4	88t	2

Punting	No	Yds	Avg	Net	TB	Lg	B
Burk	67	2646	39.5	36.3	1	60	0
Reagan	10	367	36.7	36.7	0	48	0
Eagles	77	3013	39.1	35.5	1	60	0
Opponents	70	3108	44.4	36.1	10	66	0

Scoring	TD	Ru	Pa	Rt	PAT	FG	2Pt	Pts
Walston	8	0	8	0	28/31	6/11	0	94
S. Van Buren	6	6	0	0			0	36
Pihos	5	0	5	0			0	30
Scott	4	1	3	0			0	24
Parmer	2	2	0	0			0	12
Sandifer	2	1	1	0			0	12
Ziegler	2	2	0	0			0	12
Burk	1	1	0	0			0	6
Cowhig	1	0	0	1			0	6
Stickel	0	0	0	0			1	2

Eagles	31	13	17	1	28/31	6/11	1	234
Opp.	32	12	17	3	31/32	13/21	1	264

Punt Returns	Ret	FC	Yds	Avg	Lg	TD
Pollard LG	18	na	148	8.2	23	0
Pollard TM	15	na	114	7.6	23	0
Sandifer	14	na	137	9.8	26	0
Pritchard TM	7	na	50	7.1	21	0
Scott	4	na	72	18.0	30	0
Craft	2	na	0	0.0	0	0
Grant	1	na	9	9.0	9	0

Eagles	43	na	382	8.9	30	0
Opponents	34	na	261	7.7	71t	1

Kickoff Returns	No.	Yds	Avg	Lg	TD
Pollard LG	19	464	24.4	45	0
Pollard TM	14	326	23.3	36	0
Sandifer	8	147	18.4	40	0
Scott	8	171	21.4	30	0
Pritchard TM	5	81	16.2	20	0
Walston	5	57	11.4	17	0
Pihos	3	40	13.3	20	0
Craft	2	53	26.5	38	0
Barnes	1	15	15.0	15	0
Cowhig	1	12	12.0	12	0
Kilroy	1	18	18.0	18	0

Eagles	48	920	19.2	40	0
Opponents	42	923	22.0	38	0

Pro Bowl Selections: LB Chuck Bednarik, HB Russ Craft, T Mike Jarmoluk, E Pete Pihos

1952 Eagles Statistics



Record: 7-5, t-2nd in American Head Coach: Jim Trimble

S-28	W	31-25	at Pittsburgh	22,501
O-04	L	7-31	New York	22,512
O-12	W	26-21	Pittsburgh	18,648
O-19	L	7-49	Cleveland	27,874
O-26	W	14-10	at New York	21,458
N-02	L	10-12	at Green Bay	10,149
N-09	W	38-20	Washington	16,932
N-16	W	10-7	Chi. Cardinals	18,406
N-23	W	28-20	at Cleveland	28,948
N-30	L	22-28	at Chi. Cardinals	13,577
D-07	W	38-21	Dallas Texans	18,376
D-14	L	21-27	at Washington	22,468

Rushing	No.	Yds	Avg	Lg	TD	Scoring	TD	Ru	Pa	Rt	PAT	FG	2Pt	Pts
Huzvar	105	349	3.3	26	2	Walston	3	0	3	0	31/31	11/20	0	82
Goldston	65	210	3.2	20	3	Grant	7	0	7	0			0	42
Brewer	50	188	3.8	71t	2	Ziegler	4	2	2	0			0	24
Pollard	55	186	3.4	23	1	Goldston	3	3	0	0			0	18
Ziegler	67	172	2.6	12	2	Brewer	2	2	0	0			0	12
Stevens	33	95	2.9	36	0	Huzvar	2	2	0	0			0	12
Thomason	17	88	5.2	23	0	Jarmoluk	2	0	0	2			0	12
Burk	7	28	4.0	12	0	Pihos	2	0	1	1			0	12
Enke	14	25	1.8	12	0	Van Buren	1	0	0	1			1	8
Parmer	12	23	1.9	8	0	Bawel	1	0	0	1			0	6
Ferris LG	11	22	2.0	11t	1	Craft	1	0	0	1			0	6
Stringer	2	5	2.5	3	0	Ferris LG	1	1	0	0			0	6
Van Buren	7	1	0.1	6	0	Pollard	1	1	0	0			0	6
Eagles	434	1370	3.2	71t	10	Sears	1	0	0	1			0	6
Opponents	408	1396	3.4	40	10	Stevens	1	0	0	1			0	6

Eagles	31	10	13	8	31/31	11/20	1	252
Opp.	38	10	19	9	31/38	4/14	0	271

TEAM STATS

	EAGLES	OPP
Total First Downs	181	187
Rushing	72	81
Passing	98	93
Penalty	11	13
3rd Down: Made/Att	na	na
3rd Down Pct.	na	na
4th Down: Made/Att	na	na
4th Down Pct.	na	na
Possession Avg.	na	na
Total Net Yards	3335	3150
Avg. Per Game	277.9	262.5
Total Plays	795	751
Avg. Per Play	4.2	4.2
Net Yards Rushing	1370	1396
Avg. Per Game	114.2	116.3
Total Rushes	434	408
Net Yards Passing	1965	1754
Avg. Per Game	163.8	146.2
Sacked/Yards Lost	307	410
Gross Yards	2272	2164
Att./Completions	361/154	343/157
Completion Pct.	42.7	45.8
Had Intercepted	19	20
Punts/Average	83/40.2	88/41.3
Net Punting Avg.	83/33.1	88/35.0
Penalties/Yards	80/747	74/699
Fumbles/Ball Lost	43/22	36/19
Touchdowns	31	38
Rushing	10	10
Passing	13	19
Returns	8	9

Score By Periods	Q1	Q2	Q3	Q4	OT	Pts
Eagles	79	68	40	65	0	252
Opponents	44	85	72	70	0	271

Receiving	No.	Yds	Avg	Lg	TD
Grant	56	997	17.8	84t	7
Walston	26	469	18.0	65	3
Stevens	13	174	13.4	39	0
Huzvar	13	37	2.8	12	0
Pihos	12	219	18.3	47	1
Ziegler	8	120	15.0	37	2
Pollard	8	59	7.4	14	0
Brewer	5	19	3.8	12	0
Van Buren	4	73	18.3	38	0
Bawel	2	60	30.0	52	0
Enke	2	19	9.5	18	0
Goldston	2	12	6.0	8	0
Parmer	2	10	5.0	8	0
Ferris LG	1	8	8.0	8	0
Stringer	1	4	4.0	4	0
Eagles	154	2272	14.8	84t	13
Opponents	157	2164	13.8	63t	19

INTs	No.	Yds	Avg	Lg	TD
Bawel	8	121	15.1	35	0
Sutton	3	54	18.0	30	0
Jarmoluk	2	48	24.0	45t	1
Bednarik	2	14	7.0	12	0
Craft	1	32	32.0	32t	1
Sears	1	9	9.0	9t	1
Stringer	1	9	9.0	9	0
Scott TM	1	0	0.0	0	0
Willey	1	0	0.0	0	0
Ferris LG	0	3	---	3	0
Ferris TM	0	3	---	3	0
Eagles	20	290	14.5	45t	3
Opponents	19	187	9.8	38t	1

Punting	No	Yds	Avg	Net	TB	Lg	B
Burk	83	3335	40.2	33.1	1	68	2
Eagles	83	3335	40.2	33.1	1	68	2
Opponents	88	3630	41.3	35.0	5	63	0


Punt Returns	Ret	FC	Yds	Avg	Lg	TD
Bawel	34	na	261	7.7	52t	1
Stevens	16	na	172	10.8	56t	1
Ferris LG	2	na	11	5.5	11	0
Walston	2	na	13	6.5	13	0
Van Buren	1	na	0	0.0	0	0
Eagles	53	na	446	8.4	56t	2
Opponents	55	na	571	10.4	74t	1

Kickoff Returns	No.	Yds	Avg	Lg	TD
Pollard	21	528	25.1	66	0
Stevens	16	433	27.1	51	0
Ziegler	4	82	20.5	27	0
Ferris LG	3	76	25.3	30	0
Parmer	2	33	16.5	17	0
Craft	1	18	18.0	18	0
Sears	1	45	45.0	45	0
Stringer	1	22	22.0	22	0
Van Buren	1	12	12.0	12	0
Eagles	47	1173	25.0	66	0
Opponents	44	1111	25.3	93t	2

Pro Bowl Selections: LB Chuck Bednarik, HB Russ Craft, T Frank Kilroy, E Pete Pihos

Passing	Att	Cmp	Yds	Cmp%	Yds/Att	TD	TD%	Int	Int%	Lg	Sk/Lost	Rat
Thomason	212	95	1334	44.8	6.29	8	3.8	9	4.2	44	na/172	60.5
Burk	82	37	561	45.1	6.84	4	4.9	5	6.1	84t	na/108	59.0
Enke	67	22	377	32.8	5.63	1	1.5	5	7.5	65	na/27	26.8
Eagles	361	154	2272	42.7	6.29	13	3.6	19	5.3	84t	na/307	53.9
Opponents	343	157	2164	45.8	6.31	19	5.5	20	5.8	63t	na/410	60.7

1953 Eagles Statistics



Record: 7-4-1, 2nd in Eastern Head Coach: Jim Trimble

S-27	L	21-31	at San Francisco	27,819
O-02	T	21-21	Washington	19,099
O-10	L	13-37	at Cleveland	45,802
O-17	W	23-7	Pittsburgh	18,681
O-25	W	56-17	at Chi. Cardinals	22,064
N-01	W	35-7	at Pittsburgh	27,547
N-08	W	30-7	New York	24,331
N-15	W	45-14	Baltimore	27,813
N-21	W	38-0	Chi. Cardinals	19,402
N-29	L	28-37	at New York	20,294
D-06	L	0-10	at Washington	21,579
D-13	W	42-27	Cleveland	38,654

Rushing	No.	Yds	Avg	Lg	TD
Johnson	83	439	5.3	66t	5
Williams	61	345	5.7	48t	3
Ziegler	83	320	3.9	52	5
Parmer	38	158	4.2	45	2
Giancanelli	44	131	3.0	30	1
Ledbetter	41	120	2.9	32	1
Brewer	17	85	5.0	19	1
Burk	8	54	6.8	32t	3
Pollard	23	44	1.9	11	0
Thomason	9	23	2.6	20	1
Stringer	1	5	5.0	5	0
Gambold	2	-2	-1.0	0	0
Eagles	410	1722	4.2	66t	22
Opponents	331	1117	3.4	40	6

Scoring	TD	Ru	Pa	Rt	PAT	FG	2Pt	Pts
Walston	5	0	5	0	45/48	4/13	0	87
Pihos	10	0	10	0			0	60
Johnson	7	5	2	0			0	42
Giancanelli	6	1	5	0			0	36
Ziegler	5	5	0	0			0	30
Williams	4	3	1	0			0	24
Burk	3	3	0	0			0	18
Ledbetter	3	1	2	0			0	18
Parmer	2	2	0	0			0	12
Bednarik	1	0	0	1			0	6
Brewer	1	1	0	0			0	6
Scott	1	0	0	1			0	6
Thomason	1	1	0	0			0	6
Pollard	0	0	0	0	1/1	0/2	0	1
Eagles	49	22	25	2	46/49	4/15	0	352
Opp.	27	6	17	4	26/27	9/18	0	215

TEAM STATS

	EAGLES	OPP
Total First Downs	256	186
Rushing	97	69
Passing	144	98
Penalty	15	19
3rd Down: Made/Att	na	na
3rd Down Pct.	na	na
4th Down: Made/Att	na	na
4th Down Pct.	na	na
Possession Avg.	na	na
Total Net Yards	4811	2998
Avg. Per Game	400.9	249.8
Total Plays	848	705
Avg. Per Play	5.7	4.3
Net Yards Rushing	1722	1117
Avg. Per Game	143.5	93.1
Total Rushes	410	331
Net Yards Passing	3089	1881
Avg. Per Game	257.4	156.8
Sacked/Yards Lost	268	408
Gross Yards	3357	2289
Att./Completions	438/224	374/167
Completion Pct.	51.1	44.7
Had Intercepted	31	24
Punts/Average	53/42.4	79/42.5
Net Punting Avg.	53/37.2	79/38.6
Penalties/Yards	84/779	63/606
Fumbles/Ball Lost	37/15	27/17
Touchdowns	49	27
Rushing	22	6
Passing	25	17
Returns	2	4

Score By Periods	Q1	Q2	Q3	Q4	OT	Pts
Eagles	72	94	68	118	0	352
Opponents	54	41	48	72	0	215

Passing	Att	Cmp	Yds	Cmp%	Yds/Att	TD	TD%	Int	Int%	Lg	Sk/Lost	Rat
Thomason	304	162	2462	53.3	8.10	21	6.9	20	6.6	62t	na/129	75.9
Burk	119	56	788	47.1	6.62	4	3.4	9	7.6	61	na/120	48.6
Gambold	14	6	107	42.9	7.64	0	0.0	2	14.3	41	na/19	30.1
Ziegler	1	0	0	0.0	0.00	0	0.0	0	0.0	0	0/0	39.6
Eagles	438	224	3357	51.1	7.66	25	5.7	31	7.1	62t	na/268	66.2
Opponents	374	167	2289	44.7	6.12	17	4.5	24	6.4	66t	na/408	53.2

Receiving	No.	Yds	Avg	Lg	TD
Pihos	63	1049	16.7	59	10
Walston	41	750	18.3	62t	5
Williams	31	438	14.1	40	1
Giancanelli	20	346	17.3	47t	5
Ziegler	15	211	14.1	43	0
Parmer	14	89	6.4	15	0
Ledbetter	13	137	10.5	34t	2
Johnson	12	227	18.9	41	2
Pollard	7	33	4.7	24	0
Brewer	4	43	10.8	16	0
Schnelker	4	34	8.5	12	0
Eagles	224	3357	15.0	62t	25
Opponents	167	2289	13.7	66t	17

INTs	No.	Yds	Avg	Lg	TD
Brookshier	8	41	5.1	22	0
Bednarik	6	116	19.3	41	1
Craft	4	46	11.5	27	0
Hudson	3	74	24.7	42	0
Van Buren	1	13	13.0	13	0
Stringer	1	7	7.0	7	0
Jarmoluk	1	2	2.0	2	0
Eagles	24	299	12.5	42	1
Opponents	31	351	11.3	39	1


Punting	No	Yds	Avg	Net	TB	Lg	B
Burk	41	1765	43.0	39.3	0	66	0
Bednarik	12	483	40.3	38.1	0	54	0
Eagles	53	2248	42.4	37.2	1	66	0
Opponents	79	3354	42.5	38.6	7	64	0

Punt Returns	Ret	FC	Yds	Avg	Lg	TD
Pollard	20	na	106	5.3	20	0
Williams	15	na	25	1.7	8	0
Johnson	5	na	14	2.8	14	0
Giancanelli	4	na	11	2.8	11	0
Hudson	2	na	10	5.0	10	0
Eagles	46	na	166	3.6	20	0
Opponents	45	na	257	5.7	54	0

Kickoff Returns	No.	Yds	Avg	Lg	TD
Williams	14	343	24.5	62	0
Pollard	13	301	23.2	49	0
Johnson	4	69	17.3	26	0
Giancanelli	2	45	22.5	38	0
Hudson	1	0	0.0	0	0
Parmer	1	18	18.0	18	0
Scott	1	0	0.0	0	0
Stringer	1	11	11.0	11	0
Eagles	37	787	21.3	62	0
Opponents	49	1208	24.7	104t	1

Pro Bowl Selections: LB Chuck Bednarik, C Ken Far-ragut, T Frank Kilroy, E Pete Pihos, T Lum Snyder, QB Bobby Thomason

1954 Eagles Statistics



Record: 7-4-1, 2nd in Eastern Head Coach: Jim Trimble

S-26	W	28-10	Cleveland	26,546
O-03	W	35-16	at Chi. Cardinals	17,084
O-09	W	24-22	Pittsburgh	37,322
O-17	W	49-21	at Washington	22,051
O-23	L	7-17	at Pittsburgh	39,075
O-30	L	14-37	Green Bay	25,378
N-07	W	30-14	Chi. Cardinals	21,963
N-14	L	14-27	at New York	46,565
N-21	L	0-6	at Cleveland	41,537
N-28	W	41-33	Washington	18,517
D-05	T	13-13	at Detroit	54,939
D-12	W	29-14	New York	28,449

TEAM STATS

	EAGLES	OPP
Total First Downs	221	171
Rushing	66	64
Passing	139	84
Penalty	16	23
3rd Down: Made/Att	na	na
3rd Down Pct.	na	na
4th Down: Made/Att	na	na
4th Down Pct.	na	na
Possession Avg.	na	na
Total Net Yards	3803	2747
Avg. Per Game	316.9	228.9
Total Plays	802	699
Avg. Per Play	4.7	3.9
Net Yards Rushing	1196	1063
Avg. Per Game	99.7	88.6
Total Rushes	401	354
Net Yards Passing	2607	1684
Avg. Per Game	217.3	140.3
Sacked/Yards Lost	375	346
Gross Yards	2982	2030
Att./Completions	401/206	345/143
Completion Pct.	51.4	41.4
Had Intercepted	30	28
Punts/Average	73/40.0	71/42.3
Net Punting Avg.	73/34.7	71/38.2
Penalties/Yards	85/874	58/589
Fumbles/Ball Lost	38/22	32/22
Touchdowns	39	27
Rushing	4	8
Passing	33	13
Returns	2	6

Score By Periods

	Q1	Q2	Q3	Q4	OT	Pts
Eagles	51	93	69	71	0	284
Opponents	52	43	95	40	0	230

Passing	Att	Cmp	Yds	Cmp%	Yds/Att	TD	TD%	Int	Int%	Lg	Sk/Lost	Rat
Burk	231	123	1740	53.2	7.53	23	10.0	17	7.4	84t	na/183	80.4
Thomason	170	83	1242	48.8	7.31	10	5.9	13	7.6	63	na/192	60.9
Eagles	401	206	2982	51.4	7.44	33	8.2	30	7.5	84t	na/375	72.1
Opponents	345	143	2030	41.4	5.88	13	3.8	28	8.1	72t	na/346	39.9

Rushing	No.	Yds	Avg	Lg	TD
Parmer	119	408	3.4	24	0
Ledbetter	81	241	3.0	14	1
Williams	47	183	3.9	33	1
Worden	58	128	2.2	12	1
Moselle	29	114	3.9	14	1
Giancanelli	33	47	1.4	11	0
Thomason	10	45	4.5	19	0
Burk	15	18	1.2	15	0
Johnson	7	16	2.3	11	0
Pihos	1	-1	-1.0	-1	0
Norton	1	-3	-3.0	-3	0
Eagles	401	1196	3.0	33	4
Opponents	354	1063	3.0	50t	8

Receiving	No.	Yds	Avg	Lg	TD
Pihos	60	872	14.5	34	10
Williams	44	668	15.2	84t	3
Walston	31	581	18.7	75t	11
Moselle	17	242	14.2	38t	2
Ledbetter	15	192	12.8	48t	3
Giancanelli	14	195	13.9	50t	4
Parmer	12	40	3.3	16	0
Worden	7	63	9.0	23	0
Luft	3	59	19.7	30	0
Willey	2	50	25.0	37	0
Johnson	1	20	20.0	20	0
Eagles	206	2982	14.5	84t	33
Opponents	143	2030	14.2	72t	13

INTs	No.	Yds	Avg	Lg	TD
Hudson	8	89	11.1	32	0
Norton	5	110	22.0	69t	1
Robinson	4	41	10.3	18	0
Kilroy	4	29	7.3	19	0
Dowda	2	34	17.0	34	0
Barni	2	0	0.0	0	0
Richardson	1	10	10.0	10	0
Bednarik	1	9	9.0	9	0
Sharkey	1	4	4.0	4	0
Eagles	28	326	11.6	69t	1
Opponents	30	476	15.9	59t	2

Punting	No	Yds	Avg	Net	TB	Lg	B
Burk	73	2918	40.0	34.7	4	58	0
Eagles	73	2918	40.0	34.7	4	58	0
Opponents	71	3006	42.3	38.2	1	72	0

Scoring	TD	Ru	Pa	Rt	PAT	FG	2Pt	Pts
Walston	11	0	11	0	36/39	4/10	0	114
Pihos	10	0	10	0			0	60
Giancanelli	4	0	4	0			0	24
Ledbetter	4	1	3	0			0	24
Williams	4	1	3	0			0	24
Moselle	3	1	2	0			0	18
Norton	1	0	0	1			0	6
Willey	1	0	0	1			0	6
Worden	1	1	0	0			0	6
Eagles	39	4	33	2	36/39	4/10	1	284
Opp.	27	8	13	6	25/27	13/28	2	230

Punt Returns	Ret	FC	Yds	Avg	Lg	TD
Williams	23	na	153	6.7	25	0
Norton	21	na	89	4.2	18	0
Bednarik	2	na	26	13.0	24	0
Barni	1	na	0	0.0	0	0
Cifelli TM	1	na	0	0.0	0	0
Sharkey	1	na	5	5.0	5	0
Eagles	49	na	273	5.6	25	0
Opponents	49	na	304	6.2	59t	1

Kickoff Returns	No.	Yds	Avg	Lg	TD
Giancanelli	17	387	22.8	33	0
Ledbetter	8	175	21.9	38	0
Moselle	7	149	21.3	27	0
Johnson	6	152	25.3	34	0
Bednarik	3	40	13.3	21	0
Snyder	2	18	9.0	13	0
Roffler	1	19	19.0	19	0
Stevens	1	6	6.0	6	0
Eagles	45	946	21.0	38	0
Opponents	52	1235	23.8	99t	2

Pro Bowl Selections: LB Chuck Bednarik, QB Adrian Burk, T Frank Kilroy, E Pete Pihos, LB Wayne Robinson, T Lum Snyder, E Norman Willey

1955 Eagles Statistics



Record: 4-7-1, t-4th in Eastern Head Coach: Jim Trimble

S-24	W	27-17	New York	29,597
O-01	L	30-31	Washington	31,891
O-09	L	17-21	at Cleveland	43,974
O-15	L	7-13	at Pittsburgh	33,413
O-23	T	24-24	at Chi. Cardinals	24,620
O-30	W	24-0	Pittsburgh	31,164
N-06	L	21-34	at Washington	25,741
N-13	W	33-17	Cleveland	39,303
N-20	L	7-31	at New York	22,075
N-27	L	21-23	Los Angeles	31,648
D-04	W	27-3	Chi. Cardinals	19,478
D-11	L	10-17	at Chicago Bears	34,783

TEAM STATS

	EAGLES	OPP
Total First Downs	219	174
Rushing	71	89
Passing	128	69
Penalty	20	16
3rd Down: Made/Att	na	na
3rd Down Pct.	na	na
4th Down: Made/Att	na	na
4th Down Pct.	na	na
Possession Avg.	na	na
Total Net Yards	3789	3231
Avg. Per Game	315.8	269.3
Total Plays	792	727
Avg. Per Play	4.8	4.4
Net Yards Rushing	1317	1637
Avg. Per Game	109.8	136.4
Total Rushes	392	455
Net Yards Passing	2472	1594
Avg. Per Game	206.0	132.8
Sacked/Yards Lost	224	216
Gross Yards	2696	1810
Att./Completions	400/198	272/124
Completion Pct.	49.5	45.6
Had Intercepted	24	16
Punts/Average	61/42.9	74/39.1
Net Punting Avg.	61/39.2	74/37.5
Penalties/Yards	61/542	57/463
Fumbles/Ball Lost	35/21	27/20
Touchdowns	31	28
Rushing	9	12
Passing	19	12
Returns	3	3
Score By Periods	Q1 Q2 Q3 Q4 OT Pts	
Eagles	23 61 61 103 0	248
Opponents	69 54 72 36 0	231

Passing	Att	Cmp	Yds	Cmp%	Yds/Att	TD	TD%	Int	Int%	Lg	Sk/Lost	Rat
Burk	228	110	1359	48.2	5.96	9	3.9	17	7.5	59	na/192	49.2
Thomason	171	88	1337	51.5	7.82	10	5.8	7	4.1	63t	na/32	80.0
Norton	1	0	0	0.0	0.00	0	0.0	0	0.0	0	0/0	39.6
Eagles	400	198	2696	49.5	6.74	19	4.8	24	6.0	63t	na/224	62.3
Opponents	272	124	1810	45.6	6.65	12	4.4	16	5.9	72t	na/216	58.0

Rushing	No.	Yds	Avg	Lg	TD
Giancanelli	97	385	4.0	20	2
Goode LG	83	297	3.6	36	0
Goode TM	76	274	3.6	36	0
Norton	36	144	4.0	23t	1
Burk	36	132	3.7	30	2
Parmer	34	129	3.8	36	1
Wegert	26	120	4.6	38	2
Bielski	28	67	2.4	8	1
Ledbetter	21	48	2.3	7	0
Thomason	17	29	1.7	20	0
Johnson	3	1	0.3	4	0
Taliaferro	3	-2	-7	0	0
Walston	1	-3	-3.0	-3	0
Goldston	14	-7	-5	7	0

Eagles	392	1317	3.4	38	9
Opponents	455	1637	3.6	51	12

Receiving	No.	Yds	Avg	Lg	TD
Pihos	62	864	13.9	40t	7
Stribling	38	568	14.9	56	6
Walston	27	443	16.4	63t	3
Giancanelli	25	379	15.2	59	1
Goode LG	11	152	13.8	50	0
Goode TM	10	137	13.7	50	0
Norton	11	125	11.4	36t	1
Bielski	8	48	6.0	19	0
Ledbetter	7	88	12.6	37t	1
Taliaferro	3	17	5.7	14	0
Wegert	3	17	5.7	12	0
Goldston	2	8	4.0	9	0
Bawel	1	6	6.0	6	0
Parmer	1	-4	-4.0	-4	0

Eagles	198	2696	13.6	63t	19
Opponents	124	1810	14.6	72t	12

INTs	No.	Yds	Avg	Lg	TD
Bawel	9	168	18.7	42t	2
Hudson	3	48	16.0	25	0
Bednarik	1	36	36.0	36	0
Ricca LG	1	33	33.0	33	0
Bell	1	30	30.0	30	0
Robinson	1	20	20.0	20	0
Carroccio LG	1	7	7.0	7	0
Norton	1	0	0.0	0	0
Eagles	16	302	18.9	42t	2
Opponents	24	228	9.5	53	0

Punting	No	Yds	Avg	Net	TB	Lg	B
Burk	61	2615	42.9	39.2	1	75	0
Eagles	61	2615	42.9	39.2	1	75	0
Opponents	74	2890	39.1	37.5	1	54	1

Scoring	TD	Ru	Pa	Rt	PAT	FG	2Pt	Pts
Bielski	1	1	0	0	23/24	9/23	0	56
Pihos	7	0	7	0			0	42
Stribling	6	0	6	0			0	36
Walston	3	0	3	0	6/7	2/3	0	30
Giancanelli	3	2	1	0			0	18
Norton	3	1	1	1			0	18
Bawel	2	0	0	2			0	12
Burk	2	2	0	0			0	12
Wegert	2	2	0	0			0	12
Ledbetter	1	0	1	0			0	6
Parmer	1	1	0	0			0	6
Eagles	31	9	19	3	29/31	11/26	0	248
Opp.	28	12	12	4	27/28	12/23	0	231

Punt Returns	Ret	FC	Yds	Avg	Lg	TD
Norton	20	na	33	1.7	13	0
Bawel	15	na	32	2.1	17	0
Giancanelli	5	na	30	6.0	15	0
Hudson	1	na	0	0.0	0	0
Eagles	41	na	95	2.3	17	0
Opponents	36	na	206	5.7	66t	1

Kickoff Returns	No.	Yds	Avg	Lg	TD
Giancanelli	11	267	24.3	29	0
Bawel	8	169	21.1	41	0
Norton	8	281	35.1	96t	1
Wegert	4	87	21.8	28	0
Snyder	3	34	11.3	14	0
Goode LG	2	36	18.0	20	0
Goode TM	2	36	18.0	20	0
Ledbetter	1	21	21.0	21	0
Sharkey TM	1	11	11.0	11	0
Taliaferro	1	16	16.0	16	0
Eagles	39	922	23.6	96t	1
Opponents	40	987	24.7	61	0

Pro Bowl Selections: QB Adrian Burk, E Pete Pihos, LB Wayne Robinson, QB Bobby Thomason, T Jim Weatherall, E Norman Willey

1956 Eagles Statistics



Record: 3-8-1, 6th in Eastern Head Coach: Hugh Devore

S-30	L	7-27	at Los Angeles	54,412
O-06	W	13-9	Washington	26,607
O-14	W	35-21	at Pittsburgh	31,375
O-21	L	6-20	Chi. Cardinals	36,545
O-28	L	3-20	at New York	40,960
N-04	L	17-28	at Chi. Cardinals	27,609
N-11	W	14-7	Pittsburgh	22,652
N-18	L	0-16	Cleveland	25,894
N-25	T	10-10	San Francisco	19,326
D-02	L	14-17	at Cleveland	20,654
D-09	L	17-19	at Washington	22,333
D-15	L	7-21	New York	16,562

TEAM STATS	EAGLES	OPP
Total First Downs	160	200
Rushing	73	110
Passing	74	69
Penalty	13	21
3rd Down: Made/Att	na	na
3rd Down Pct.	na	na
4th Down: Made/Att	na	na
4th Down Pct.	na	na
Possession Avg.	na	na
Total Net Yards	2654	3226
Avg. Per Game	221.2	268.8
Total Plays	667	756
Avg. Per Play	4.0	4.3
Net Yards Rushing	1377	1893
Avg. Per Game	114.8	157.8
Total Rushes	418	513
Net Yards Passing	1277	1333
Avg. Per Game	106.4	111.1
Sacked/Yards Lost	279	173
Gross Yards	1556	1506
Att./Completions	249/122	243/114
Completion Pct.	49.0	46.9
Had Intercepted	27	16
Punts/Average	68/41.8	68/41.0
Net Punting Avg.	68/37.6	68/36.0
Penalties/Yards	59/542	76/686
Fumbles/Ball Lost	25/11	17/11
Touchdowns	18	25
Rushing	11	10
Passing	6	15
Returns	1	0
Score By Periods	Q1 Q2 Q3 Q4 OT Pts	
Eagles	44 34 31 34 0	143
Opponents	31 56 59 69 0	215

Passing	Att	Cmp	Yds	Cmp%	Yds/Att	TD	TD%	Int	Int%	Lg	Sk/Lost	Rat
Thomason	164	82	1119	50.0	6.82	4	2.4	21	12.8	52	na/166	40.7
Burk	82	39	426	47.6	5.20	1	1.2	6	7.3	40	na/113	36.9
Schaefer	3	1	11	33.3	3.67	1	33.3	0	0.0	11t	0/0	84.7
Eagles	249	122	1556	49.0	6.25	6	2.4	27	10.8	52	na/279	37.4
Opponents	243	114	1506	46.9	6.20	15	6.2	16	6.6	64t	na/173	60.1

Rushing	No.	Yds	Avg	Lg	TD	Scoring	TD	Ru	Pa	Rt	PAT	FG	2Pt	Pts
Keller	112	433	3.9	51t	4	Walston	3	0	3	0	17/18	6/13	0	53
Schaefer	102	320	3.1	11	2	Keller	4	4	0	0			0	24
Bielski	52	162	3.1	15	1	Burnine LG	2	0	2	0			0	12
Giancanelli	42	148	3.5	21	1	Burnine TM	2	0	2	0			0	12
Wegert	47	127	2.7	19	1	Schaefer	2	2	0	0			0	12
Berzinski	15	72	4.8	20	0	Thomason	2	2	0	0			0	12
Burk	17	61	3.6	11	0	Bell	1	0	0	1			0	6
Thomason	21	48	2.3	19	2	Bielski	1	1	0	0	0/0	0/1	0	6
B. Smith LG	11	18	1.6	7	0	Bredice	1	0	1	0			0	6
B. Smith TM	9	8	0.9	5	0	Giancanelli	1	1	0	0			0	6
Parmer	1	-2	-2.0	-2	0	Wegert	1	1	0	0			0	6
Eagles	418	1377	3.3	51t	11	Eagles	18	11	6	1	17/18	6/14	0	143
Opponents	513	1893	3.7	46	10	Opp.	25	10	15	0	23/25	14/21	0	215

Receiving	No.	Yds	Avg	Lg	TD	Punt Returns	Ret	FC	Yds	Avg	Lg	TD
Walston	39	590	15.1	51t	3	Riley	17	na	73	4.3	35	0
Schaefer	13	117	9.0	27	0	Keller	15	na	146	9.7	40	0
Retzlaff	12	159	13.3	20	0	Giancanelli	4	na	22	5.5	18	0
Burnine LG	10	208	20.8	52	2	Eagles	36	na	241	6.7	40	0
Burnine TM	10	208	20.8	52	2	Opponents	50	na	283	5.7	29	0
Bredice	10	146	14.6	40t	1							
Giancanelli	10	104	10.4	18	0	Kickoff Returns	No.	Yds	Avg	Lg	TD	
Bielski	8	63	7.9	17	0	Keller	15	353	23.5	32	0	
Keller	7	36	5.1	13	0	Riley	15	381	25.4	59	0	
Wegert	6	46	7.7	19	0	Giancanelli	8	187	23.4	31	0	
Berzinski	3	35	11.7	17	0	Pellegrini	2	47	23.5	26	0	
Stribling	2	11	5.5	7	0	Willey	2	32	16.0	20	0	
Rocky Ryan	1	31	31.0	31	0	Bawel	1	25	25.0	25	0	
Riley	1	10	10.0	10	0	Bednarik	1	17	17.0	17	0	
Eagles	122	1556	12.8	52	6	Norton	1	31	31.0	31	0	
Opponents	114	1506	13.2	64t	15	B. Smith LG	1	14	14.0	14	0	
						Eagles	45	1073	23.8	59	0	
						Opponents	27	666	24.7	56	0	

INTs	No.	Yds	Avg	Lg	TD
Bell	4	61	15.3	33	1
Riley	3	57	19.0	31	0
Norton	2	34	17.0	23	0
Bednarik	2	0	0.0	0	0
Bawel	1	33	33.0	33	0
Brookshier	1	31	31.0	31	0
Rocky Ryan	1	17	17.0	17	0
Scott	1	12	12.0	12	0
Campbell	1	1	1.0	1	0
Eagles	16	246	15.4	33	1
Opponents	27	365	13.5	42	0

Punting	No	Yds	Avg	Net	TB	Lg	B
Burk	68	2843	41.8	37.6	0	62	1
Eagles	68	2843	41.8	37.6	0	62	1
Opponents	68	2787	41.0	36.0	5	64	0

Pro Bowl Selections: LB Chuck Bednarik, T Buck Lansford, QB Bobby Thomason, T Jim Weatherall

1957 Eagles Statistics



Record: 4-8, 5th in Eastern Head Coach: Hugh Devore

S-29	L	13-17	at Los Angeles	62,506
O-05	L	20-24	New York	28,342
O-13	L	7-24	at Cleveland	53,493
O-20	W	17-7	Cleveland	22,443
O-27	L	0-6	at Pittsburgh	27,016
N-03	W	38-21	at Chi. Cardinals	18,718
N-10	L	16-27	Detroit	29,320
N-17	L	0-13	at New York	42,845
N-24	W	21-12	Washington	20,730
D-01	W	7-6	Pittsburgh	16,364
D-08	L	7-42	at Washington	21,304
D-14	L	27-31	Chi. Cardinals	12,555

TEAM STATS

	EAGLES	OPP
Total First Downs	149	199
Rushing	80	83
Passing	51	94
Penalty	18	22
3rd Down: Made/Att	na	na
3rd Down Pct.	na	na
4th Down: Made/Att	na	na
4th Down Pct.	na	na
Possession Avg.	na	na
Total Net Yards	2737	3683
Avg. Per Game	228.1	306.9
Total Plays	628	708
Avg. Per Play	4.4	5.2
Net Yards Rushing	1582	1714
Avg. Per Game	131.8	142.8
Total Rushes	424	451
Net Yards Passing	1155	1969
Avg. Per Game	96.3	164.1
Sacked/Yards Lost	224	114
Gross Yards	1379	2083
Att./Completions	204/99	257/133
Completion Pct.	48.5	51.8
Had Intercepted	23	17
Punts/Average	68/41.1	58/42.8
Net Punting Avg.	68/35.4	58/37.6
Penalties/Yards	75/654	65/642
Fumbles/Ball Lost	25/16	26/19
Touchdowns	21	27
Rushing	9	15
Passing	10	10
Returns	2	2

Passing	Att	Cmp	Yds	Cmp%	Yds/Att	TD	TD%	Int	Int%	Lg	Sk/Lost	Rat
Thomason	92	46	630	50.0	6.85	4	4.3	10	10.9	67t	na/46	47.2
Jurgensen	70	33	470	47.1	6.71	5	7.1	8	11.4	61t	na/88	53.6
Dorow	36	17	212	47.2	5.89	1	2.8	4	11.1	49	na/90	35.6
Peaks	3	2	56	66.7	18.67	0	0.0	1	33.3	37	0/0	70.1
Barnes	1	0	0	0.0	0.00	0	0.0	0	0.0	0	0/0	39.6
McDonald	1	1	11	100.0	11.00	0	0.0	0	0.0	11	0/0	112.5
Norton	1	0	0	0.0	0.00	0	0.0	0	0.0	0	0/0	39.6
Eagles	204	99	1379	48.5	6.76	10	4.9	23	11.3	67t	na/224	47.4
Opponents	257	133	2083	51.8	8.11	10	3.9	17	6.6	64	na/114	64.4

Rushing	No.	Yds	Avg	Lg	TD
Barnes	143	529	3.7	41	1
Peaks	125	495	4.0	35	1
Keller	57	195	3.4	15	0
Worden	42	133	3.2	17	0
Norton	2	73	36.5	61	0
Thomason	15	62	4.1	19	3
Dorow	17	52	3.1	14	2
McDonald	12	36	3.0	22	0
Walston	1	7	7.0	7	0
Youngelman	0	3	---	3	0
Jurgensen	10	-3	-3	8	2
Eagles	424	1582	3.7	61	9
Opponents	451	1714	3.8	64t	15

Receiving	No.	Yds	Avg	Lg	TD
Barnes	19	212	11.2	67t	1
Stribling	14	194	13.9	58t	1
Walston	11	266	24.2	49	1
Peaks	11	99	9.0	53	0
Retzlaff	10	120	12.0	28	0
McDonald	9	228	25.3	61t	3
Bielski	8	81	10.1	19	2
Burnine	7	63	9.0	16	0
Rocky Ryan	4	91	22.8	46t	2
Keller	4	31	7.8	30	0
Worden	1	3	3.0	3	0
Gaona	1	-9	-9.0	-9	0
Eagles	99	1379	13.9	67t	10
Opponents	133	2083	15.7	64	10

INTs	No.	Yds	Avg	Lg	TD
Norton	4	155	38.8	99t	1
Brookshier	4	74	18.5	40	0
Ji. Harris	3	99	33.0	65t	1
Bednarik	3	51	17.0	37	0
Bell	2	38	19.0	38	0
Wydo	1	25	25.0	25	0
Eagles	17	442	26.0	99t	2
Opponents	23	340	14.8	55	1

Punting	No	Yds	Avg	Net	TB	Lg	B
Norton	68	2798	41.1	35.4	2	63	1
Eagles	68	2798	41.1	35.4	2	63	1
Opponents	58	2481	42.8	37.6	5	59	1

Score By Periods	Q1	Q2	Q3	Q4	OT	Pts
Eagles	37	36	27	73	0	173
Opponents	34	94	51	51	0	230

Scoring	TD	Ru	Pa	Rt	PAT	FG	2Pt	Pts
Walston	1	0	1	0	20/21	9/12	0	53
McDonald	3	0	3	0			0	18
Thomason	3	3	0	0			0	18
Barnes	2	1	1	0			0	12
Bielski	2	0	2	0	0/0	0/2	0	12
Dorow	2	2	0	0			0	12
Jurgensen	2	2	0	0			0	12
Rocky Ryan	2	0	2	0			0	12
Ji. Harris	1	0	0	1			0	6
Norton	1	0	0	1			0	6
Peaks	1	1	0	0			0	6
Stribling	1	0	1	0			0	6
Eagles	21	9	10	2	20/21	9/14	0	173
Opp.	27	15	10	2	26/27	14/29	0	230

Punt Returns	Ret	FC	Yds	Avg	Lg	TD
McDonald	26	na	127	4.9	28	0
Keller	9	na	59	6.6	38	0
Ji. Harris	1	na	0	0.0	0	0
Norton	1	na	13	13.0	13	0
Eagles	37	na	199	5.4	38	0
Opponents	45	na	351	7.8	36	0

Kickoff Returns	No.	Yds	Avg	Lg	TD
Keller	15	320	21.3	37	0
McDonald	11	304	27.6	50	0
Peaks	5	98	19.6	27	0
Worden	4	63	15.8	19	0
Bielski	2	11	5.5	10	0
Norton	2	33	16.5	18	0
Bell	1	7	7.0	7	0
Wydo	1	2	2.0	2	0
Eagles	41	838	20.4	50	0
Opponents	31	737	23.8	42	0

Pro Bowl Selections: FB Bill Barnes, LB Chuck Bednarik, S Jerry Norton, E Tom Scott

1958 Eagles Statistics



Record: 2-9-1, t-5th in Eastern Head Coach: Buck Shaw

S-28	L	14-24	Washington	36,850
O-05	W	27-24	New York	23,178
O-12	L	3-24	at Pittsburgh	23,153
O-19	L	24-30	San Francisco	33,110
O-26	L	35-38	at Green Bay	31,043
N-02	T	21-21	at Chi. Cardinals	17,486
N-09	L	24-31	Pittsburgh	26,306
N-16	W	49-21	Chi. Cardinals	18,315
N-23	L	14-28	at Cleveland	51,319
N-30	L	10-24	at New York	35,438
D-07	L	14-21	Cleveland	36,773
D-14	L	0-20	at Washington	22,621

TEAM STATS

	EAGLES	OPP
Total First Downs	222	225
Rushing	72	101
Passing	125	100
Penalty	25	24
3rd Down: Made/Att	na	na
3rd Down Pct.	na	na
4th Down: Made/Att	na	na
4th Down Pct.	na	na
Possession Avg.	na	na
Total Net Yards	3790	4047
Avg. Per Game	315.8	337.3
Total Plays	736	777
Avg. Per Play	5.1	5.2
Net Yards Rushing	1093	1929
Avg. Per Game	91.1	160.8
Total Rushes	334	488
Net Yards Passing	2697	2118
Avg. Per Game	224.8	176.5
Sacked/Yards Lost	75	126
Gross Yards	2772	2244
Att./Completions	402/214	289/138
Completion Pct.	53.2	47.8
Had Intercepted	21	15
Punts/Average	54/41.2	53/43.1
Net Punting Avg.	54/33.4	53/36.1
Penalties/Yards	55/570	74/722
Fumbles/Ball Lost	41/22	18/12
Touchdowns	31	39
Rushing	13	15
Passing	18	22
Returns	0	2

Passing	Att	Cmp	Yds	Cmp%	Yds/Att	TD	TD%	Int	Int%	Lg	Sk/Lost	Rat
Van Brocklin	374	198	2409	52.9	6.44	15	4.0	20	5.3	91t	na/46	64.1
Jurgensen	22	12	259	54.5	11.77	0	0.0	1	4.5	61	na/29	77.6
Barnes	6	4	104	66.7	17.33	3	50.0	0	0.0	71t	0/0	149.3
Eagles	402	214	2772	53.2	6.90	18	4.5	21	5.2	91t	na/75	68.3
Opponents	289	138	2244	47.8	7.76	22	7.6	15	5.2	71t	na/126	78.0

Rushing	No.	Yds	Avg	Lg	TD
Barnes	156	551	3.5	70t	7
Peaks	115	386	3.4	23	3
Wells	24	92	3.8	12	1
Kowalczyk	17	43	2.5	17	1
Myers	9	23	2.6	15	0
Van Brocklin	8	5	0.6	2	1
Jurgensen	1	1	1.0	1	0
McDonald	3	-4	-1.3	5	0
Retzlaff	1	-4	-4.0	-4	0
Eagles	334	1093	3.3	70t	13
Opponents	488	1929	4.0	55t	15

Receiving	No.	Yds	Avg	Lg	TD
Retzlaff	56	766	13.7	49	2
Barnes	35	423	12.1	33	0
McDonald	29	603	20.8	91t	9
Peaks	29	248	8.6	33t	2
Bielski	23	234	10.2	30	1
Walston	21	298	14.2	71t	3
Kowalczyk	8	72	9.0	15	0
Wells	4	49	12.3	21	0
Myers	4	25	6.3	13	0
Mitcham	3	39	13.0	20	1
Nacrelli	2	15	7.5	11	0
Eagles	214	2772	13.0	91t	18
Opponents	138	2244	16.3	71t	22

INTs	No.	Yds	Avg	Lg	TD
Pellegrini	4	90	22.5	40	0
Bell	2	33	16.5	33	0
Scott	2	15	7.5	10	0
Ryan TM	1	38	38.0	38	0
Hudson	1	15	15.0	15	0
Riley	1	8	8.0	8	0
Koman	1	5	5.0	5	0
Kowalczyk	1	2	2.0	2	0
Brookshier	1	0	0.0	0	0
Norton	1	0	0.0	0	0
Eagles	15	206	13.7	40	0
Opponents	21	242	11.5	39	0

Punting	No	Yds	Avg	Net	TB	Lg	B
Van Brocklin	54	2225	41.2	33.4	3	58	1
Eagles	54	2225	41.2	33.4	3	58	1
Opponents	53	2285	43.1	36.1	2	66	0

Score By Periods	Q1	Q2	Q3	Q4	OT	Pts
Eagles	65	69	38	63	0	235
Opponents	75	117	62	52	0	306

Scoring	TD	Ru	Pa	Rt	PAT	FG	2Pt	Pts
Walston	3	0	3	0	31/31	6/14	0	67
McDonald	9	0	9	0			0	54
Barnes	7	7	0	0			0	42
Peaks	5	3	2	0			0	30
Retzlaff	2	0	2	0			0	12
Bielski	1	0	1	0			0	6
Kowalczyk	1	1	0	0			0	6
Mitcham	1	0	1	0			0	6
Van Brocklin	1	1	0	0			0	6
Wells	1	1	0	0			0	6
Eagles	31	13	18	0	31/31	6/14	0	235
Opp.	39	15	22	2	39/39	11/23	0	306

Punt Returns	Ret	FC	Yds	Avg	Lg	TD
Wells	19	na	158	8.3	65	0
McDonald	18	na	135	7.5	35	0
Riley	7	na	27	3.9	10	0
Koman	1	na	5	5.0	5	0
Norton	1	na	8	8.0	8	0
Ryan TM	1	na	0	0.0	0	0
Eagles	47	na	333	7.1	65	0
Opponents	41	na	363	8.9	68t	1

Kickoff Returns	No.	Yds	Avg	Lg	TD
McDonald	14	262	18.7	32	0
Wells	14	336	24.0	44	0
Riley	9	205	22.8	35	0
Bielski	5	66	13.2	18	0
Jacobs	2	24	12.0	20	0
Koman	1	7	7.0	7	0
Eagles	45	900	20.0	44	0
Opponents	40	961	24.0	98t	1

Pro Bowl Selections: FB Bill Barnes, WR Tommy McDonald, S Jerry Norton, E Pete Retzlaff, E Tom Scott, QB Norman Van Brocklin

1959 Eagles Statistics



Record: 7-5, t-2nd in Eastern Head Coach: Buck Shaw

S-27	L	14-24	at San Francisco	41,697
O-04	W	49-21	New York	27,023
O-11	W	28-24	Pittsburgh	27,343
O-18	L	7-24	at New York	68,783
O-25	W	28-24	at Chi. Cardinals	20,112
N-01	W	30-23	Washington	39,854
N-08	L	7-28	at Cleveland	58,275
N-15	W	27-17	Chi. Cardinals	28,887
N-22	W	23-20	Los Angeles	47,425
N-29	L	0-31	at Pittsburgh	22,191
D-06	W	34-14	at Washington	24,325
D-13	L	21-28	Cleveland	45,952

TEAM STATS

	EAGLES	OPP
Total First Downs	211	220
Rushing	78	103
Passing	120	101
Penalty	13	16
3rd Down: Made/Att	na	na
3rd Down Pct.	na	na
4th Down: Made/Att	na	na
4th Down Pct.	na	na
Possession Avg.	na	na
Total Net Yards	3887	3938
Avg. Per Game	323.9	328.2
Total Plays	743	721
Avg. Per Play	5.2	5.5
Net Yards Rushing	1315	2068
Avg. Per Game	109.6	172.3
Total Rushes	391	429
Net Yards Passing	2572	1870
Avg. Per Game	214.3	155.8
Sacked/Yards Lost	na/72	na/204
Gross Yards	2644	2074
Att./Completions	352/194	292/144
Completion Pct.	55.1	49.3
Had Intercepted	16	20
Punts/Average	54/42.7	48/41.1
Net Punting Avg.	54/36.2	48/34.9
Penalties/Yards	52/501	47/457
Fumbles/Ball Lost	26/8	28/20
Touchdowns	35	36
Rushing	13	15
Passing	17	17
Returns	5	4

Passing	Att	Cmp	Yds	Cmp%	Yds/Att	TD	TD%	Int	Int%	Lg	Sk/Lost	Rat
Van Brocklin	340	191	2617	56.2	7.70	16	4.7	14	4.1	71	na/72	79.5
Barnes	7	0	0	0.0	0.00	0	0.0	2	28.6	0	0/0	0.0
Jurgensen	5	3	27	60.0	5.40	1	20.0	0	0.0	19t	0/0	114.2
Eagles	352	194	2644	55.1	7.51	17	4.8	16	4.5	71	na/72	76.5
Opponents	292	144	2074	49.3	7.10	17	5.8	20	6.8	51	na/204	63.6

Rushing	No.	Yds	Avg	Lg	TD
Barnes	181	687	3.8	61t	7
Peaks	124	451	3.6	34	3
Sapp	41	145	3.5	17	1
Kowalczyk	26	37	1.4	6	0
Van Brocklin	11	13	1.2	12	2
Walston	2	8	4.0	7	0
Pagliei	2	-5	-2.5	1	0
McDonald	2	-10	-5.0	-4	0
Retzlaff	2	-11	-5.5	-5	0
Eagles	391	1315	3.4	61t	13
Opponents	429	2068	4.8	80t	15

Receiving	No.	Yds	Avg	Lg	TD
McDonald	47	846	18.0	71	10
Retzlaff	34	595	17.5	45	1
Barnes	32	314	9.8	47t	2
Peaks	28	209	7.5	23	0
Walston	16	279	17.4	40	3
Bielski	15	264	17.6	57	1
Kowalczyk	9	33	3.7	13	0
Sapp	6	47	7.8	13	0
MacAfee TM	5	48	9.6	14	0
Pagliei	2	9	4.5	11	0
Eagles	194	2644	13.6	71	17
Opponents	144	2074	14.4	51	17

INTs	No.	Yds	Avg	Lg	TD
Carr	5	65	13.0	26	0
Pellegrini	3	42	14.0	39	0
Powell	3	17	5.7	17	0
Brookshier	3	13	4.3	8	0
Weber	2	8	4.0	8	0
Johnson	1	22	22.0	22	0
M. Campbell	1	0	0.0	0	0
Khayat	1	0	0.0	0	0
Riley	1	0	0.0	0	0
Eagles	20	167	8.4	39	0
Opponents	16	360	22.5	70t	2

Punting	No	Yds	Avg	Net	TB	Lg	B
Van Brocklin	53	2263	42.7	36.2	2	59	1
Pagliei	1	45	45.0	45.0	0	45	0
Eagles	54	2308	42.7	36.2	2	59	1
Opponents	48	1975	41.1	34.9	3	60	0

Score By Periods	Q1	Q2	Q3	Q4	OT	Pts
Eagles	34	106	59	69	0	268
Opponents	55	88	42	93	0	278

Scoring	TD	Ru	Pa	Rt	PAT	FG	2Pt	Pts
McDonald	11	0	10	1				66
Barnes	9	7	2	0				54
Walston	3	0	3	0	33/34	0/1		51
Cothren	0	0	0	0	1/1	8/18		25
Peaks	3	3	0	0				18
Van Brocklin	2	2	0	0				12
Bielski	1	0	1	0	0/0	0/5		6
Huth	1	0	0	1				6
Owens	1	0	0	1				6
Powell	1	0	0	1				6
Retzlaff	1	0	1	0				6
Sapp	1	1	0	0				6
Weber	1	0	0	1				6
Eagles	35	13	17	5	34/35	8/24	0	268
Opp.	36	15	17	4	35/36	9/20	0	278

Punt Returns	Ret	FC	Yds	Avg	Lg	TD
McDonald	21	na	115	5.5	81t	1
Powell	15	na	124	8.3	58t	1
Eagles	36	na	239	6.6	81t	2
Opponents	40	na	312	7.8	65	1

Kickoff Returns	No.	Yds	Avg	Lg	TD
McDonald	24	444	18.5	36	0
Powell	14	379	27.1	95	0
Wilson	2	4	2.0	4	0
DeLucca	1	0	0.0	0	0
Nocera	1	15	15.0	15	0
Eagles	42	842	20.0	95	0
Opponents	37	819	22.1	34	0

Pro Bowl Selections: FB Bill Barnes, CB Tom Brookshier, T Marion Campbell, WR Tommy McDonald, T Jess Richardson, QB Norman Van Brocklin

1960 Eagles Statistics



Record: 10-2, 1st in Eastern Head Coach: Buck Shaw

S-25	L	24-41	Cleveland	56,303
S-30	W	27-25	at Dallas	18,500
O-09	W	31-27	St. Louis	33,701
O-16	W	28-10	Detroit	38,065
O-23	W	31-29	at Cleveland	64,850
N-06	W	34-7	Pittsburgh	58,324
N-13	W	19-13	Washington	39,361
N-20	W	17-10	at New York	63,571
N-27	W	31-23	New York	60,547
D-04	W	20-6	at St. Louis	21,358
D-11	L	21-27	at Pittsburgh	22,101
D-18	W	38-28	at Washington	20,558
NFL Championship				
D-26	W	17-13	Green Bay	67,325

TEAM STATS

	EAGLES	OPP
Total First Downs	190	205
Rushing	54	117
Passing	121	81
Penalty	15	7
3rd Down: Made/Att	na	na
3rd Down Pct.	na	na
4th Down: Made/Att	na	na
4th Down Pct.	na	na
Possession Avg.	na	na
Total Net Yards	3950	4027
Avg. Per Game	329.2	335.6
Total Plays	na	na
Avg. Per Play	na	na
Net Yards Rushing	1134	2200
Avg. Per Game	94.5	183.3
Total Rushes	351	449
Net Yards Passing	2816	1827
Avg. Per Game	234.7	152.3
Sacked/Yards Lost	na/141	na/157
Gross Yards	2957	1984
Att./Completions	331/177	283/139
Completion Pct.	53.5	49.1
Had Intercepted	20	30
Punts/Average	60/43.1	48/43.6
Net Punting Avg.	na/na	na/na
Penalties/Yards	57/544	54/597
Fumbles/Ball Lost	24/10	31/15
Touchdowns	40	29
Rushing	9	14
Passing	29	14
Returns	2	1

Passing	Att	Cmp	Yds	Cmp%	Yds/Att	TD	TD%	Int	Int%	Lg	Sk/Lost	Rat
Van Brocklin	284	153	2471	53.9	8.70	24	8.5	17	6.0	64t	na/96	86.5
Jurgensen	44	24	486	54.5	11.05	5	11.4	1	2.3	71	na/45	122.0
Barnes	3	0	0	0.0	0.00	0	0.0	2	66.7	0	0/0	0.0
Eagles	331	177	2957	53.5	8.93	29	8.8	20	6.0	71	na/141	87.9
Opponents	283	139	1984	49.1	7.01	14	4.9	30	10.6	86t	na/157	49.1

Rushing	No.	Yds	Avg	Lg	TD
Peaks	86	465	5.4	57	3
Barnes	117	315	2.7	23t	4
Dean	113	304	2.7	32	0
Brown	9	35	3.9	13	2
Sapp	9	20	2.2	7	0
Jurgensen	4	5	1.3	9	0
Retzlaff	2	3	1.5	7	0
Van Brocklin	11	-13	-1.2	1	0
Eagles	351	1134	3.2	57	9
Opponents	449	2200	4.9	87t	14

Receiving	No.	Yds	Avg	Lg	TD
Retzlaff	46	826	18.0	57t	5
McDonald	39	801	20.5	64t	13
Walston	30	563	18.8	49t	4
Barnes	19	132	6.9	16	2
Dean	15	218	14.5	49t	3
Peaks	14	116	8.3	34	0
Brown	9	247	27.4	71	2
Lucas	3	34	11.3	19	0
Sapp	2	20	10.0	14	0
Eagles	177	2957	16.7	71	29
Opponents	139	1984	14.3	86t	14

INTs	No.	Yds	Avg	Lg	TD
Burroughs	9	124	13.8	46	0
Weber	6	48	8.0	13	0
Freeman	4	67	16.8	48	0
Baughan	3	50	16.7	18	0
Johnson	3	34	11.3	33	0
Carr	2	4	2.0	4	0
Bednarik	2	0	0.0	0	0
Brookshier	1	14	14.0	14	0
Eagles	30	341	11.4	48	0
Opponents	20	277	13.9	37	1

Punting	No	Yds	Avg	Net	TB	Lg	B
Van Brocklin	60	2585	43.1	na	na	70	0
Eagles	60	2585	43.1	na	na	70	0
Opponents	48	2094	43.6	na	na	62	0

Punt Returns	Ret	FC	Yds	Avg	Lg	TD
Dean	16	na	65	4.1	15	0
Brown	10	na	47	4.7	12	0
Jackson	1	na	5	5.0	5	0
McDonald	1	na	2	2.0	2	0
Eagles	28	na	119	4.3	15	0
Opponents	34	na	166	4.9	24	0

Score By Periods	Q1	Q2	Q3	Q4	OT	Pts
Eagles	51	78	44	148	0	321
Opponents	74	62	53	57	0	246

Scoring	TD	Ru	Pa	Rt	PAT	FG	2Pt	Pts
Walston	4	0	4	0	39/40	14/20	0	105
McDonald	13	0	13	0			0	78
Barnes	6	4	2	0			0	36
Retzlaff	5	0	5	0			0	30
Brown	4	2	2	0			0	24
Dean	3	0	3	0			0	18
Peaks	3	3	0	0			0	18
Carr	1	0	0	1			0	6
Smith	1	0	0	1			0	6
Wittenborn	0	0	0	0	0/0	0/3	0	0
Eagles	40	9	29	2	39/40	14/20	0	321
Opp.	29	14	14	1	24/28	16/28	0	246

Kickoff Returns	No.	Yds	Avg	Lg	TD
Dean	26	533	20.5	30	0
Brown	11	295	26.8	79	0
Reichow	4	28	7.0	12	0
Robb	4	44	11.0	15	0
Baughan	2	18	9.0	17	0
McDonald	2	45	22.5	26	0
Carr	1	5	5.0	5	0
Lucas	1	5	5.0	5	0
Wilson	1	0	0.0	0	0
Eagles	52	973	18.7	79	0
Opponents	53	1076	20.3	37	0

Walston: (N,21G) (21G,27G) (N, N,27G) () (N,38G) (21G,32N,11G) (22G,10G) (17B,12G) (15G) (32G,39G) () (23G)

Wittenborn, S.F.-Phi.: () () () () () () (33N,45N,19N0) () () () () ()

Opponents: (N,36G,15G) (31G,45G) (18G,12G) (N,33G) (N,12G,23G,44G) (42N) (N, N,18G,17G) (26G,36N,45N,46N) (35G,31G,15G) (N) () (38N,37N)

Pro Bowl Selections: LB Maxie Baughan, LB Chuck Bednarik, CB Tom Brookshier, T Marion Campbell, WR Tommy McDonald, E Pete Retzlaff, QB Norman Van Brocklin, E/K Bobby Walston

1961 Eagles Statistics



Record: 10-4, 2nd in Eastern Head Coach: Nick Skorich

S-17	W	27-20	Cleveland	60,671
S-24	W	14-7	Washington	50,108
O-01	L	27-30	St. Louis	59,399
O-08	W	21-16	Pittsburgh	60,671
O-15	W	20-7	at St. Louis	20,262
O-22	W	43-7	at Dallas	25,000
O-29	W	27-24	at Washington	31,066
N-05	W	16-14	Chicago	60,671
N-12	L	21-38	at NY Giants	62,800
N-19	L	24-45	at Cleveland	68,399
N-26	W	35-13	Dallas	60,127
D-03	W	35-24	at Pittsburgh	21,653
D-10	L	24-28	NY Giants	60,671
D-17	W	27-24	at Detroit	44,231
PLAYOFF BOWL (at Miami)				
J-06	L	10-38	Detroit	25,612

TEAM STATS

	EAGLES	OPP
Total First Downs	252	267
Rushing	78	116
Passing	158	145
Penalty	16	6
3rd Down: Made/Att	na	na
3rd Down Pct.	na	na
4th Down: Made/Att	na	na
4th Down Pct.	na	na
Possession Avg.	na	na
Total Net Yards	5112	4927
Avg. Per Game	365.1	351.9
Total Plays	na	na
Avg. Per Play	na	na
Net Yards Rushing	1507	2007
Avg. Per Game	107.6	143.4
Total Rushes	373	474
Net Yards Passing	3605	2920
Avg. Per Game	257.5	208.6
Sacked/Yards Lost	na/219	na/263
Gross Yards	3824	3183
Att./Completions	429/241	383/224
Completion Pct.	56.2	58.5
Had Intercepted	26	17
Punts/Average	55/43.7	64/41.8
Net Punting Avg.	na/na	na/na
Penalties/Yards	42/500	62/684
Fumbles/Ball Lost	25/14	27/16
Touchdowns	46	38
Rushing	10	12
Passing	34	23
Returns	2	3

Passing	Att	Cmp	Yds	Cmp%	Yds/Att	TD	TD%	Int	Int%	Lg	Sk/Lost	Rat
Jurgensen	416	235	3723	56.5	8.95	32	7.7	24	5.8	69	na/211	88.1
Hill	12	6	101	50.0	8.42	2	16.7	2	16.7	23	na/8	78.8
Peaks	1	0	0	0.0	0.00	0	0.0	0	0.0	0	na/0	39.6
Eagles	429	241	3824	56.2	8.91	34	7.9	26	6.1	69	na/219	87.2
Opponents	383	224	3183	58.5	8.31	23	6.0	17	4.4	84t	na/263	87.0

Rushing	No.	Yds	Avg	Lg	TD
Peaks	135	471	3.5	33	5
Brown	50	338	6.8	47	1
Dean	66	321	4.9	44	2
Barnes	92	309	3.4	43	1
Jurgensen	20	27	1.4	14	0
Sapp	7	24	3.4	8	1
Hill	2	9	4.5	7	0
Retzlaff	1	8	8.0	8	0
Eagles	373	1507	4.0	47	10
Opponents	474	2007	4.2	54t	12

Receiving	No.	Yds	Avg	Lg	TD
McDonald	64	1144	17.9	66	13
Retzlaff	50	769	15.4	61t	8
Walston	34	569	16.7	68	2
Peaks	32	472	14.8	48	0
Dean	21	335	16.0	60t	1
Barnes	15	194	12.9	59t	3
Brown	14	264	18.9	65	2
Lucas	8	67	8.4	18	5
Sapp	3	10	3.3	8	0
Eagles	241	3824	15.9	69	34
Opponents	224	3183	14.2	84t	23

INTs	No.	Yds	Avg	Lg	TD
Burroughs	7	90	12.9	42	0
Cross	2	36	18.0	36	0
Bednarik	2	33	16.5	33	0
Brookshier	2	20	10.0	20	0
Carr	2	20	10.0	20	0
Baughan	1	22	22.0	22	0
Taseff LG	1	15	15.0	15	0
Weber	1	15	15.0	15	0
Nocera	0	3	0.0	3	0
Eagles	17	239	14.1	42	0
Opponents	26	294	11.3	65t	1

Punting	No	Yds	Avg	Net	TB	Lg	B
Hill	55	2403	43.7	na	na	64	0
Eagles	55	2403	43.7	na	na	64	0
Opponents	64	2675	41.8	na	na	69	1

Punt Returns	Ret	FC	Yds	Avg	Lg	TD
Dean	18	na	140	7.8	28	0
Brown	8	na	125	15.6	66t	1
Cross	7	na	77	11.0	21	0
Taseff LG	5	na	39	7.8	23	0
Baughan	1	na	11	11.0	11	0
Eagles	34	na	353	10.4	66t	1
Opponents	30	na	235	7.8	73t	1

Score By Periods	Q1	Q2	Q3	Q4	OT	Pts
Eagles	94	89	92	86	0	361
Opponents	61	72	78	86	0	297

Scoring	TD	Ru	Pa	Rt	PAT	FG	2Pt	Pts
Walston	2	0	2	0	43/45	14/25	0	97
McDonald	13	0	13	0			0	78
Retzlaff	8	0	8	0			0	48
Brown	5	1	2	2			0	30
Lucas	5	0	5	0			0	30
Peaks	5	5	0	0			0	30
Barnes	4	1	3	0			0	24
Dean	3	2	1	0			0	18
Sapp	1	1	0	0			0	6
Eagles	46	10	34	2	43/45	14/25	0	361
Opp.	38	12	23	3	36/38	11/24	0	297

Kickoff Returns	No.	Yds	Avg	Lg	TD
Brown	29	811	28.0	105t	1
Dean	21	462	22.0	34	0
Peaks	2	29	14.5	17	0
Cross	1	11	11.0	11	0
Eagles	53	1313	24.8	105t	1
Opponents	58	1224	21.1	91t	1

Walston: [22G,18G,12N] [] [19G,16G, N] [] [19G, 42G] [20G,26N] [N,13G,33G] [B, N,12G] [42N, 43N] [34G] [] [31N] [26G,45N,44N] [21G,10G]
Opponents: [20G,21G] [N,35N] [27G] [49N,23G] [N] [54N] [46N,48N,52G] [B, N] [11G] [54N,17G] [42G,32G] [36G] [23N,33B] [49G,41N]

Pro Bowl Selections: LB Maxie Baughan, HB Ted Dean, WR Tommy McDonald, E/K Bobby Walston (QB Sonny Jurgensen and T J. D. Smith also selected but did not play because of injury)

WHAT WAS THE PLAYOFF BOWL ?

Following the 1961 and 1966 seasons, the Eagles participated in the Playoff Bowl. If case you never heard of the Playoff Bowl, here's the scoop. From 1960-1969, the National Football League took each conference's runner-up and matched them up in a consolation game at the Orange Bowl in Miami. The Eagles, by the way, lost both of their Playoff Bowl appearances (38-10 to Detroit in 1962 and 20-14 to Baltimore in 1967).

1963 Eagles Statistics



Record: 2-10-2, 7th in Eastern Head Coach: Nick Skorich

S-15	T	21-21	Pittsburgh	58,205
S-22	L	24-28	St. Louis	60,671
S-29	L	14-37	NY Giants	60,671
O-06	W	24-21	Dallas	60,671
O-13	W	37-24	at Washington	49,219
O-20	L	7-37	at Cleveland	75,174
O-27	L	7-16	at Chicago	48,514
N-03	L	17-23	Cleveland	60,671
N-10	L	14-42	at NY Giants	62,936
N-17	L	20-27	at Dallas	23,694
N-24	L	10-13	Washington	60,671
D-01	T	20-20	at Pittsburgh	16,721
D-08	L	14-38	at St. Louis	15,979
D-15	L	13-34	Minnesota	57,403

TEAM STATS	EAGLES	OPP
Total First Downs	203	266
Rushing	78	125
Passing	114	131
Penalty	11	10
3rd Down: Made/Att	na	na
3rd Down Pct.	na	na
4th Down: Made/Att	na	na
4th Down Pct.	na	na
Possession Avg.	na	na
Total Net Yards	3852	4821
Avg. Per Game	275.1	344.4
Total Plays	783	870
Avg. Per Play	4.9	5.5
Net Yards Rushing	1438	1985
Avg. Per Game	102.7	141.8
Total Rushes	376	466
Net Yards Passing	2414	2836
Avg. Per Game	172.4	202.6
Sacked/Yards Lost	27/252	29/270
Gross Yards	2666	3106
Att./Completions	380/193	375/211
Completion Pct.	50.8	56.3
Had Intercepted	31	15
Punts/Average	69/43.1	57/39.1
Net Punting Avg.	na/na	na/na
Penalties/Yards	53/558	54/598
Fumbles/Ball Lost	30/16	23/15
Touchdowns	32	47
Rushing	8	17
Passing	22	28
Returns	2	2

Passing	Att	Cmp	Yds	Cmp%	Yds/Att	TD	TD%	Int	Int%	Lg	Sk/Lost	Rat
Hill	186	91	1213	48.9	6.52	10	5.4	17	9.1	80t	9/104	49.9
Jurgensen	184	99	1413	53.8	7.68	11	6.0	13	7.1	75t	13/111	69.4
Guglielmi LG	24	7	118	29.2	4.92	0	0.0	3	12.5	32	11/94	8.0
Guglielmi TM	7	2	29	28.6	4.14	0	0.0	0	0.0	19	4/27	44.3
Brown	3	1	11	33.3	3.67	1	33.3	1	33.3	11t	0/0	45.1
Dudley	0	0	0	0.0	0.0	0	0.0	0	0.0	0	1/10	0.0
Eagles	380	193	2666	50.8	7.02	22	5.8	31	8.2	80t	27/252	58.9
Opponents	375	211	3106	56.3	8.28	28	7.5	15	4.0	78t	29/270	91.7

Rushing	No.	Yds	Avg	Lg	TD
Brown	192	841	4.4	34	6
Dean	79	268	3.4	26	0
Peaks	64	212	3.3	26	1
Jurgensen	13	38	2.9	13	1
Guglielmi LG	4	23	5.8	20	0
Guglielmi TM	1	20	20.0	20	0
Dudley	11	21	1.9	6	0
Sapp TM	8	21	2.6	9	0
Woodeshick	5	18	3.6	11	0
Hill	3	-1	-3	6	0

Eagles	376	1438	3.8	34	8
Opponents	466	1985	4.3	70t	17

Receiving	No.	Yds	Avg	Lg	TD
Retzlaff	57	895	15.7	46	4
McDonald	41	731	17.8	75t	8
Brown	36	487	13.5	80t	4
Peaks	22	167	7.6	23	1
Goodwin	15	215	14.3	35t	4
Dean	14	108	7.7	20	0
R.Smith	5	63	12.6	16	1
Dudley	1	8	8.0	8	0
Woodeshick	1	-3	-3.0	-3	0
Sapp TM	1	-5	-5.0	-5	0

Eagles	193	2666	13.8	80t	22
Opponents	211	3106	14.7	78t	28

INTs	No.	Yds	Avg	Lg	TD
Burroughs	4	36	9.0	21	0
Lloyd	3	30	10.0	14	0
Cross	2	6	3.0	3	0
Caffey	1	87	87.0	87t	1
Carr	1	25	25.0	15	0
Scotti	1	17	17.0	17	0
Baughan	1	9	9.0	9	0
McClellan	1	0	0.0	0	0
Ramsey	1	0	0.0	0	0

Eagles	15	210	14.0	87t	1
Opponents	31	516	16.6	75	1

Kickoff Returns	No.	Yds	Avg	Lg	TD
Brown	33	945	28.6	100t	1
Dean	16	425	26.6	79	0
Henson	3	21	7.0	10	0
Sapp TM	3	40	13.3	23	0
Woodeshick	3	72	24.0	31	0
R.Smith	2	18	9.0	9	0
Caffey	1	6	6.0	6	0
Eagles	61	1527	25.0	100t	1
Opponents	31	727	23.5	65	0

Score By Periods	Q1	Q2	Q3	Q4	OT	Pts
Eagles	32	86	69	55	0	242
Opponents	43	152	78	108	0	381

Scoring	TD	Ru	Pa	Rt	PAT	FG	2Pt	Pts
Brown	11	6	4	1			0	66
Clark	0	0	0	0	29/32	7/15	0	50
McDonald	8	0	8	0			0	48
Goodwin	4	0	4	0			0	24
Retzlaff	4	0	4	0			0	24
Peaks	2	1	1	0			0	12
Caffey	1	0	0	1			0	6
Jurgensen	1	1	0	0			0	6
R.Smith	1	0	1	0			0	6

Eagles	32	8	22	2	29/32	7/15	0	242
Opp.	47	17	28	2	42/46	19/31	0	381

Punting	No	Yds	Avg	Net	TB	Lg	B
Hill	69	2972	43.1	na	na	62	0
Eagles	69	2972	43.1	na	na	62	0
Opponents	57	2228	39.1	na	na	61	0

Punt Returns	Ret	FC	Yds	Avg	Lg	TD
Brown	16	5	152	9.5	22	0
Dean	10	4	74	7.4	26	0
Eagles	26	9	226	8.7	26	0
Opponents	34	13	451	13.3	83	0


Field Goals	1-19	20-29	30-39	40-49	50+
Clark	1/2	3/5	0/5	3/3	0/0
Eagles	1/2	3/5	0/5	3/3	0/0
Opponents	na	na	na	na	na

Clark: () (28G) () (28B,12G,29N) (35N,42G) ()
 () (36N,22G) () (39N) (45G,16N) (23G,40G) (39B) (34N)
Opponents: (38G,50G,50N, N,17G) (24B,32N) (12G) ()
 (34G) (43G) (45G,41N,44N,46N)
 (9G,22G,34G,45N, 30N) () (56N,33G,27G) (37G,22G)
 (10G,43N,24G) (23G, 47N) (43G,39G)

Sacks: Eagles 29.0, Opponents 27.0

Pro Bowl Selections: LB Maxie Baughan, HB Tim Brown, E Pete Retzlaff

1964 Eagles Statistics



Record: 6-8, T-3rd in Eastern Head Coach: Joe Kuharich

S-13	W	38-7	NY Giants	60,671
S-20	L	24-28	San Francisco	57,353
S-27	L	20-28	Cleveland	60,671
O-04	W	21-7	Pittsburgh	59,354
O-11	L	20-35	at Washington	49,219
O-18	W	23-17	at NY Giants	62,978
O-25	W	34-10	at Pittsburgh	38,393
N-01	L	10-21	Washington	60,671
N-08	L	10-20	at LA Rams	53,994
N-15	W	17-14	at Dallas	55,972
N-22	L	13-38	St. Louis	60,671
N-29	L	24-38	at Cleveland	79,289
D-06	W	24-14	Dallas	60,671
D-13	L	34-36	at St. Louis	24,636

TEAM STATS

	EAGLES	OPP
Total First Downs	243	234
Rushing	100	93
Passing	126	128
Penalty	17	13
3rd Down: Made/Att	na	na
3rd Down Pct.	na	na
4th Down: Made/Att	na	na
4th Down Pct.	na	na
Possession Avg.	na	na
Total Net Yards	4400	4317
Avg. Per Game	314.3	308.4
Total Plays	862	898
Avg. Per Play	5.1	4.8
Net Yards Rushing	1922	1746
Avg. Per Game	137.3	124.7
Total Rushes	430	445
Net Yards Passing	2478	2571
Avg. Per Game	177.0	183.6
Sacked/Yards Lost	35/268	47/379
Gross Yards	2746	2950
Att./Completions	397/199	406/202
Completion Pct.	50.1	49.8
Had Intercepted	18	17
Punts/Average	73/41.7	80/40.5
Net Punting Avg.	na/na	na/na
Penalties/Yards	42/450	71/748
Fumbles/Ball Lost	33/22	27/12
Touchdowns	38	40
Rushing	16	15
Passing	19	18
Returns	3	7

Passing	Att	Cmp	Yds	Cmp%	Yds/Att	TD	TD%	Int	Int%	Lg	Sk/Lost	Rat
Snead	283	138	1906	48.8	6.73	14	4.9	12	4.2	87t	20/160	69.6
Hill	88	49	641	55.7	7.28	3	3.4	4	4.5	38t	8/61	71.3
Concannon	23	12	199	52.2	8.65	2	8.7	1	4.3	38	7/47	92.5
T. Brown	2	0	0	0.0	0.00	0	0.0	1	50.0	0	0/0	0.0
Gros	1	0	0	0.0	0.00	0	0.0	0	0.0	0	0/0	39.6
Eagles	397	199	2746	50.1	6.92	19	4.8	18	4.5	87t	35/268	69.7
Opponents	406	202	2950	49.8	7.27	18	4.4	17	4.2	66t	47/379	71.2

Rushing	No.	Yds	Avg	Lg	TD
Gros	154	748	4.9	59t	2
Matson	96	404	4.2	63	4
T. Brown	90	356	4.0	36	5
Woodeshick	37	180	4.9	13	2
Concannon	16	134	8.4	29	1
Snead	16	59	3.7	19	2
Lang	12	37	3.1	20	0
Hill	8	27	3.4	14	0
Goodwin	1	-23	-23.0	-23	0

Eagles	430	1922	4.5	63	16
Opponents	445	1746	3.9	75	15

Receiving	No.	Yds	Avg	Lg	TD
Retzlaff	51	855	16.8	44	8
Poage	37	479	12.9	42t	1
Gros	29	234	8.1	29	0
Goodwin	23	335	14.6	44t	3
Matson	17	242	14.2	32	1
T. Brown	15	244	16.3	87t	5
Mack	8	169	21.1	53t	1
Lang	6	69	11.5	23	0
Gill	4	58	14.5	29	0
Smith	4	35	8.8	12	0
Woodeshick	4	12	3.0	8	0
Crabb	1	14	14.0	14	0

Eagles	199	2746	13.8	87t	19
Opponents	202	2950	14.6	66t	18

INTs	No.	Yds	Avg	Lg	TD
Ramsey	5	31	6.2	17	0
Cross	3	109	36.3	94t	1
Lloyd	3	68	22.7	27	0
Scarpati	3	41	13.7	24t	1
Burroughs	2	5	2.5	3	0
Glass	1	18	18.0	18	0

Eagles	17	272	16.0	94t	2
Opponents	18	273	15.2	64	3

Kickoff Returns	No.	Yds	Avg	Lg	TD
T. Brown	30	692	23.1	51	0
Lang	13	352	27.1	49	0
Gill	7	167	23.9	37	0
Matson	3	104	34.7	43	0
Gros	2	38	19.0	20	0
Morgan	2	0	0.0	0	0
Glass	1	12	12.0	12	0
Thompson	1	0	0.0	0	0

Eagles	59	1365	23.1	51	0
Opponents	55	1319	24.0	47	0

Score By Periods	Q1	Q2	Q3	Q4	OT	Pts
Eagles	61	79	64	108	0	312
Opponents	83	72	89	69	0	313

Scoring	TD	Ru	Pa	Rt	PAT	FG	2Pt	Pts
Baker	0	0	0	0	36/37	16/26	0	84
T. Brown	10	5	5	0			0	60
Retzlaff	8	0	8	0			0	48
Matson	5	4	1	0			0	30
Goodwin	3	0	3	0			0	18
Gros	2	2	0	0			0	12
Snead	2	2	0	0			0	12
Woodeshick	2	2	0	0			0	12
Concannon	1	1	0	0			0	6
Cross	1	0	0	1			0	6
Mack	1	0	1	0			0	6
Morgan	1	0	0	1			0	6
Poage	1	0	1	0			0	6
Scarpati	1	0	0	1			0	6
Eagles	38	16	19	3	36/37	16/26	0	312
Opp.	40	15	18	7	40/40	11/26	0	313

Punting	No	Yds	Avg	Net	TB	Lg	B
Baker	49	2073	42.3	na	na	61	1
Hill	24	968	40.3	na	na	56	0
Eagles	73	3041	41.7	na	na	61	1
Opponents	80	3237	40.5	na	na	63	0

Punt Returns	Ret	FC	Yds	Avg	Lg	TD
T. Brown	10	6	96	9.6	53	0
Gill	6	5	61	10.2	29	0
Lang	6	7	26	4.3	8	0
Matson	2	0	10	5.0	9	0
Glass	1	1	0	0.0	0	0
Hultz	1	0	2	2.0	2	0
Mack	1	0	0	0.0	0	0
Scarpati	1	1	6	6.0	6	0
Eagles	28	20	201	7.2	53	0
Opponents	35	18	333	9.5	68	0

Field Goals	1-19	20-29	30-39	40-49	50+
Baker	5/5	2/5	1/1	8/14	0/1
Eagles	5/5	2/5	1/1	8/14	0/1
Opponents	3/6	3/4	4/6	1/9	0/1

Baker: [24B,47N,30G] [26B,47G,57N] [12G,42G] [21N] [] [45G,10G,46G] [14G,47G] [26G] [47B,40G] [43G] [21G,9G] [42N,14G,49N,48N] [42N,48G] []
Opponents: [39N] [] [] [42N] [11N] [42G,43N] [13G] [34B,46N] [12G,27G] [47N,16N,48N] [29G,18B,42N,48B,42N] [29N,37G] [] [35G,37G,27G,32G,53N,19G]

Sacks: Eagles 47.0, Opponents 35.0

Pro Bowl Selections: K Sam Baker, LB Maxie Baughan, DB Irv Cross, T Floyd Peters, E Pete Retzlaff, C Jim Ringo

1966 Eagles Statistics



Record: 9-5, T-2nd in Eastern
Head Coach: Joe Kuharich

S-11	L	13-16	at St. Louis	39,066
S-18	W	23-10	Atlanta	54,049
S-25	W	35-17	NY Giants	60,177
O-02	L	10-41	St. Louis	59,305
O-09	L	7-56	at Dallas	69,372
O-16	W	31-14	at Pittsburgh	28,233
O-23	W	31-3	at NY Giants	63,018
O-30	L	13-27	Washington	60,652
N-06	W	24-23	Dallas	60,658
N-13	L	7-27	at Cleveland	77,968
N-20	W	35-34	at San Francisco	31,993
D-04	W	27-23	Pittsburgh	54,275
D-11	W	33-21	Cleveland	58,074
D-18	W	37-28	at Washington	50,405
PLAYOFF BOWL (at Miami)				
J-08	L	14-20	Baltimore	58,088

TEAM STATS	EAGLES	OPP
Total First Downs	231	249
Rushing	112	90
Passing	104	139
Penalty	15	20
3rd Down: Made/Att	na	na
3rd Down Pct.	na	na
4th Down: Made/Att	na	na
4th Down Pct.	na	na
Possession Avg.	na	na
Total Net Yards	3759	4370
Avg. Per Game	268.5	312.1
Total Plays	891	870
Avg. Per Play	4.2	5.0
Net Yards Rushing	1859	1693
Avg. Per Game	132.8	120.9
Total Rushes	478	390
Net Yards Passing	1900	2677
Avg. Per Game	135.7	191.2
Sacked/Yards Lost	35/259	34/287
Gross Yards	2159	2964
Att./Completions	378/179	446/226
Completion Pct.	47.4	50.7
Had Intercepted	22	20
Punts/Average	65/39.8	60/39.9
Net Punting Avg.	na/na	na/na
Penalties/Yards	63/666	63/703
Fumbles/Ball Lost	32/17	30/15
Touchdowns	39	40
Rushing	19	13
Passing	14	23
Returns	6	4

Passing	Att	Cmp	Yds	Cmp%	Yds/Att	TD	TD%	Int	Int%	Lg	Sk/Lost	Rate
Snead	226	103	1275	45.6	5.64	8	3.5	11	4.9	48	25/190	55.1
K.Hill	97	53	571	54.6	5.89	5	5.2	7	7.2	30	6/42	59.3
Concannon	51	21	262	41.2	5.14	1	2.0	4	7.8	44t	3/22	31.7
Lang	3	2	51	66.7	17.00	0	0.0	0	0.0	36	0/0	109.7
Gros	1	0	0	0.0	0.00	0	0.0	0	0.0	0	1/5	39.6
Eagles	378	179	2159	47.4	5.71	14	3.7	22	5.8	48	35/259	53.4
Opponents	446	226	2964	50.7	6.65	23	5.2	20	4.5	58	34/287	70.5

Rushing	No.	Yds	Avg	Lg	TD
T.Brown	161	548	3.4	24	3
Gros	102	396	3.9	26	7
Woodeshick	85	330	3.9	21	4
Lang	52	239	4.6	39	1
Concannon	25	195	7.8	29	2
Matson	29	101	3.5	28	1
Snead	15	32	2.1	17	1
Baker	1	15	15.0	15	0
F.Hill	1	5	5.0	5	0
K.Hill	7	-2	-3	2	0
Eagles	478	1859	3.9	39	19
Opponents	390	1693	4.3	68	13

Receiving	No.	Yds	Avg	Lg	TD
Retzlaff	40	653	16.3	40	6
T.Brown	33	371	11.2	39	3
F.Hill	29	304	10.5	36	0
Gros	18	214	11.9	48	2
Goodwin	16	212	13.3	30	1
Hawkins	14	143	10.2	23	0
Lang	12	107	8.9	24	0
Woodeshick	10	118	11.8	44t	1
Matson	6	30	5.0	11	1
Concannon	1	7	7.0	7	0
Eagles	179	2159	12.1	48	14
Opponents	226	2964	13.1	58	23

INTs	No.	Yds	Avg	Lg	TD
Scarpati	8	182	22.8	32	0
Nettles	3	57	19.0	34t	1
Lloyd	3	46	15.3	24	0
Martin	1	47	47.0	47	0
Wells	1	8	8.0	8	0
Morgan	1	5	5.0	5	0
Nelson	1	0	0.0	0	0
Ramsey	1	0	0.0	0	0
Whittingham	1	0	0.0	0	0
Eagles	20	345	17.3	47	1
Opponents	22	380	17.3	91t	3

Punt Returns	Ret	FC	Yds	Avg	Lg	TD
Martin	11	6	118	10.7	67t	1
Hawkins	9	2	47	5.2	38	0
W. Brown	5	4	-1	-2	2	0
Concannon	2	1	3	1.5	3	0
Scarpati	2	0	-8	-4.0	-3	0
T.Brown	1	0	0	0.0	0	0
Nelson	1	0	3	3.0	3	0
Eagles	31	13	162	5.2	67t	1
Opponents	31	15	300	9.7	86t	1

Score By Periods	Q1	Q2	Q3	Q4	OT	Pts
Eagles	39	137	45	105	0	326
Opponents	68	91	85	96	0	340

Scoring	TD	Ru	Pa	Rt	PAT	FG	2Pt	Pts
Baker	0	0	0	0	38/39	18/25	0	92
Gros	9	7	2	0			0	54
T.Brown	8	3	3	2			0	48
Retzlaff	6	0	6	0			0	36
Woodeshick	5	4	1	0			0	30
Concannon	2	2	0	0			0	12
Matson	2	1	1	0			0	12
Goodwin	1	0	1	0			0	6
Lang	1	1	0	0			0	6
Martin	1	0	0	1			0	6
Nelson	1	0	0	1			0	6
Nettles	1	0	0	1			0	6
Snead	1	1	0	0			0	6
Wells	1	0	0	1			0	6
Eagles	39	19	14	6	38/39	18/25	0	326
Opp.	40	13	23	4	40/40	20/30	0	340

Kickoff Returns	No.	Yds	Avg	Lg	TD
Matson	26	544	20.9	31	0
T.Brown	20	562	28.1	93t	2
W.Brown	4	58	14.5	17	0
Martin	4	132	33.0	58	0
Medved	2	10	5.0	10	0
Nelson	2	34	17.0	18	0
Whittingham	2	33	16.5	19	0
Beisler	1	17	17.0	17	0
Hawkins	1	0	0.0	0	0
Jackson	1	16	16.0	16	0
Lince	1	13	13.0	13	0
Eagles	64	1419	22.2	93t	2
Opponents	65	1330	20.5	56	0

Punting	No	Yds	Avg	Net	TB	Lg	B
Baker	42	1726	41.1	na	na	63	0
K.Hill	23	862	37.5	na	na	51	0
Eagles	65	2588	39.8	na	na	63	0
Opponents	60	2394	39.9	na	na	54	0

Field Goals	1-19	20-29	30-39	40-49	50+
Baker	4/4	2/2	8/8	3/7	1/4
Eagles	4/4	2/2	8/8	3/7	1/4
Opponents	5/6	7/8	5/9	3/7	0/0

Baker: [46N,23G,33G] [13G,41G,12G] [] [52N,44N, 32G] [] [51G] [15G] [15G,37G] [31G,49N] [52N] [49N, 58N] [35G,22G] [37G,38G,42G,30G] [47G]
Opponents: [9G,47G,27G] [12N,22G] [32N,18G] [44G,34G] [45N] [37N] [29G] [17G,28G] [21G,14G,28N, 42G] [22G,29G] [30G,15G,43N,42N] [31N,37G,32G, 35G] [47N,33N] []

Sacks: Eagles 34.0, Opponents 35.0

Pro Bowl Selections: T Bob Brown, T Floyd Peters

1967 Eagles Statistics



Record: 6-7-1, 2nd in Capitol Head Coach: Joe Kuharich

S-17	W	35-24	Washington	60,709
S-24	L	6-38	Baltimore	60,755
O-01	W	34-24	Pittsburgh	60,335
O-08	W	38-7	at Atlanta	53,868
O-15	L	27-28	San Francisco	60,825
O-22	L	14-48	at St. Louis	46,562
O-29	W	21-14	Dallas	60,740
N-05	L	24-31	at New Orleans	59,596
N-12	L	17-33	at LA Rams	57,628
N-19	W	48-21	New Orleans	60,751
N-26	L	7-44	at NY Giants	63,027
D-03	T	35-35	at Washington	50,451
D-10	L	17-38	at Dallas	55,834
D-17	W	28-24	Cleveland	60,658

Rushing	No.	Yds	Avg	Lg	TD
Woodeshick	155	670	4.3	41	6
Lang	101	336	3.3	21	2
T.Brown	53	179	3.4	13t	1
Snead	9	30	3.3	21	2
Ballman	1	17	17.0	17t	1
Jones	8	17	2.1	6	0
Goodwin	1	1	1.0	1	0
Eagles	328	1250	3.8	41	12
Opponents	434	1741	4.0	45	16

Receiving	No.	Yds	Avg	Lg	TD
Hawkins	59	1265	21.4	87t	10
Ballman	36	524	14.6	67t	6
Woodeshick	34	391	11.5	43t	4
Ditka	26	274	10.5	25	2
Lang	26	201	7.7	19	3
T.Brown	22	202	9.2	41	1
Kelly	21	345	16.4	59	4
F.Hill	9	144	16.0	57	0
Goodwin	6	65	10.8	23	0
Jones	3	32	10.7	23	0
Wilson	2	20	10.0	12	0
Eagles	244	3463	14.2	87t	30
Opponents	255	3382	13.3	96	29

INTs	No.	Yds	Avg	Lg	TD
Scarpati	4	99	24.8	67t	1
Nettles	4	52	13.0	34	0
F.Brown	2	29	14.5	17	0
Medved	2	23	11.5	23	0
Martin	2	8	4.0	8	0
Kelley	1	18	18.0	18	0
Wells	1	17	17.0	17	0
Hultz	1	16	16.0	16t	1
Shann	1	8	8.0	8	0
Peters	1	3	3.0	3	0
Lloyd	1	1	1.0	1	0
Morgan	1	0	0.0	0	0
Eagles	21	274	13.0	67t	2
Opponents	24	429	17.9	69t	3

Punt Returns	Ret	FC	Yds	Avg	Lg	TD
Martin	20	4	128	6.4	30	0
Hughes	3	0	11	3.7	11	0
Shann	3	2	17	5.7	8	0
Lince	1	0	0	0.0	0	0
Reed	1	0	0	0.0	0	0
Scarpati	1	2	2	2.0	2	0
Medved	0	1	0	0.0	0	0
Eagles	29	9	158	5.4	30	0
Opponents	33	14	130	3.9	26	0

Score By Periods	Q1	Q2	Q3	Q4	OT	Pts
Eagles	82	120	66	83	0	351
Opponents	71	141	96	101	0	409

Scoring	TD	Ru	Pa	Rt	PAT	FG	2Pt	Pts
Baker	0	0	0	0	45/45	12/19	0	81
Hawkins	10	0	10	0			0	60
Woodeshick	10	6	4	0			0	60
Ballman	7	1	6	0			0	42
Lang	5	2	3	0			0	30
Kelly	4	0	4	0			0	24
T.Brown	2	1	1	0			0	12
Ditka	2	0	2	0			0	12
Snead	2	2	0	0			0	12
Hultz	1	0	0	1			0	6
Nettles	1	0	0	1			0	6
Scarpati	1	0	0	1			0	6
Eagles	45	12	30	3	45/45	12/19	0	351
Opp.	52	16	29	7	52/52	15/32	0	409

Kickoff Returns	No.	Yds	Avg	Lg	TD
T.Brown	13	301	23.2	41	0
Hawkins	10	250	25.0	46	0
Hughes	7	126	18.0	23	0
Wilson	7	150	21.4	33	0
Shann	6	133	22.2	42	0
Reed	5	111	22.2	31	0
Lince	3	46	15.3	22	0
Ballman	2	43	21.5	27	0
Jones	2	32	16.0	17	0
Beisler	1	0	0.0	0	0
F.Brown	1	17	17.0	17	0
Gray	1	30	30.0	30	0
Kelley	1	0	0.0	0	0
Medved	1	7	7.0	7	0
Ramsey	1	0	0.0	0	0
Vasys	1	0	0.0	0	0

Eagles	62	1246	20.1	46	0
Opponents	59	1466	24.8	96t	2

Punting	No	Yds	Avg	Net	TB	Lg	B
Baker	61	2335	38.3	na	na	53	1
Eagles	61	2335	38.3	na	na	53	1
Opponents	50	1941	38.8	na	na	53	1

Field Goals	1-19	20-29	30-39	40-49	50+
Baker	2/2	2/3	7/9	1/4	0/1
Eagles	2/2	2/3	7/9	1/4	0/1
Opponents	4/8	4/7	4/9	2/6	1/2

Baker: () [9G,35G] [36G,35G] [46N,45N,34G] [54N,32G,33G] () [37B] [41G] [37B, 9G] [21G,37G] () [45N] [25G] [27B]

Opponents: [15N,37N,19B,25B,30G] [37N,52G] [52N,43N,24G] [36N] [45N] [32G,47G] [9B] [33N,12G] [21G,12G,27G,31G] [20N] [17G,15G,40G] [47N,29N,36N] [19N,22G] [41N,32G]

Sacks: Eagles 23.0, Opponents 49.0

Pro Bowl Selections: T Floyd Peters, C Jim Ringo

TEAM STATS	EAGLES	OPP
Total First Downs	239	286
Rushing	69	105
Passing	146	161
Penalty	24	20
3rd Down: Made/Att	na	na
3rd Down Pct.	na	na
4th Down: Made/Att	na	na
4th Down Pct.	na	na
Possession Avg.	na	na
Total Net Yards	4344	4972
Avg. Per Game	310.3	355.1
Total Plays	822	937
Avg. Per Play	5.3	5.3
Net Yards Rushing	1250	1741
Avg. Per Game	89.3	124.4
Total Rushes	328	434
Net Yards Passing	3094	3231
Avg. Per Game	221.0	230.8
Sacked/Yards Lost	49/369	23/151
Gross Yards	3463	3382
Att./Completions	445/244	480/255
Completion Pct.	54.8	53.1
Had Intercepted	24	21
Punts/Average	61/38.3	50/38.8
Net Punting Avg.	na/na	na/na
Penalties/Yards	77/830	67/715
Fumbles/Ball Lost	22/16	28/14
Touchdowns	45	52
Rushing	12	16
Passing	30	29
Returns	3	7

Passing	Att	Cmp	Yds	Cmp%	Yds/Att	TD	TD%	Int	Int%	Lg	Sk/Lost	Rat
Snead	434	240	3399	55.3	7.83	29	6.7	24	5.5	87t	48/351	80.0
K.Hill	7	2	33	28.6	4.71	1	14.3	0	0.0	18	0/0	86.3
Dial	3	1	5	33.3	1.67	0	0.0	0	0.0	5	1/18	42.4
Lang	1	1	26	100.0	26.00	0	0.0	0	0.0	26	0/0	118.8
Eagles	445	244	3463	54.8	7.78	30	6.7	24	5.4	87t	49/369	80.2
Opponents	480	255	3382	53.1	7.05	29	6.0	21	4.4	96	23/151	77.6

1968 Eagles Statistics



Record: 2-12, 4th in Capitol Head Coach: Joe Kuharich

S-15	L	13-30	at Green Bay	50,861
S-22	L	25-34	NY Giants	60,858
S-29	L	13-45	Dallas	60,858
O-06	L	14-17	at Washington	50,816
O-13	L	14-34	at Dallas	72,083
O-20	L	16-29	Chicago	60,858
O-27	L	3-6	at Pittsburgh	26,908
N-03	L	17-45	St. Louis	59,208
N-10	L	10-16	Washington	59,133
N-17	L	6-7	at NY Giants	62,896
N-24	L	13-47	at Cleveland	62,338
N-28	W	12-0	at Detroit	47,909
D-08	W	29-17	New Orleans	57,128
D-15	L	17-24	Minnesota	54,530

TEAM STATS	EAGLES	OPP
Total First Downs	197	256
Rushing	78	128
Passing	100	111
Penalty	19	17
3rd Down: Made/Att	na	na
3rd Down Pct.	na	na
4th Down: Made/Att	na	na
4th Down Pct.	na	na
Possession Avg.	na	na
Total Net Yards	3561	4514
Avg. Per Game	254.4	322.4
Total Plays	775	863
Avg. Per Play	4.6	5.2
Net Yards Rushing	1411	2141
Avg. Per Game	100.8	152.9
Total Rushes	369	515
Net Yards Passing	2150	2373
Avg. Per Game	153.6	169.5
Sacked/Yards Lost	26/207	21/184
Gross Yards	2357	2557
Att./Completions	380/194	327/182
Completion Pct.	51.1	55.7
Had Intercepted	29	13
Punts/Average	60/41.3	55/38.9
Net Punting Avg.	na/na	na/na
Penalties/Yards	63/666	75/828
Fumbles/Ball Lost	19/13	18/7
Touchdowns	21	40
Rushing	3	18
Passing	16	20
Returns	2	2

Passing	Att	Cmp	Yds	Cmp%	Yds/Att	TD	TD%	Int	Int%	Lg	Sk/Lost	Rat
Snead	291	152	1655	52.2	5.69	11	3.8	21	7.2	55t	20/154	51.8
K.Hill TM	71	33	531	46.5	7.48	3	4.2	6	8.5	92t	4/36	50.9
Huarte	15	7	110	46.7	7.33	1	6.7	2	13.3	48	2/17	54.2
Scarpati	2	1	3	50.0	1.50	0	0.0	0	0.0	3	0/0	56.3
Baker	1	1	58	100.0	58.00	1	100.0	0	0.0	58t	0/0	158.3
Eagles	380	194	2357	51.1	6.20	16	4.2	29	7.6	92t	26/207	52.7
Opponents	327	182	2557	55.7	7.82	20	6.1	13	4.0	87	21/184	84.9

Rushing	No.	Yds	Avg	Lg	TD
Woodeshick	217	947	4.4	54t	3
Lang	69	235	3.4	17	0
Pinder	40	117	2.9	21	0
Ballman	1	30	30.0	30	0
Snead	9	27	3.0	9	0
Jones	22	24	1.1	10	0
Conjar	8	21	2.6	6	0
Huarte	2	9	4.5	11	0
K.Hill TM	1	1	1.0	1	0

Eagles	369	1411	3.8	54t	3
Opponents	515	2141	4.2	42	18

Receiving	No.	Yds	Avg	Lg	TD
Hawkins	42	707	16.8	92t	5
Woodeshick	36	328	9.1	55	0
F.Hill	30	370	12.3	31t	3
Ballman	30	341	11.4	55t	4
Lang	17	147	8.6	25	1
Pinder	16	166	10.4	48	0
Ditka	13	111	8.5	18	2
Jones	5	87	17.4	48	0
Hughes	3	39	13.0	18	0
Mallory	1	58	58.0	58t	1
Baker	1	3	3.0	3	0

Eagles	194	2357	12.1	92t	16
Opponents	182	2557	14.0	87	20

INTs	No.	Yds	Avg	Lg	TD
Nelson	3	7	2.3	7	0
Scarpati	2	22	11.0	17	0
Ramsey	2	0	0.0	0	0
Wells	2	0	0.0	0	0
Beisler	1	12	12.0	12	0
Haymond	1	10	10.0	10	0
Medved	1	0	0.0	0	0
Peters	1	0	0.0	0	0

Eagles	13	51	3.9	17	0
Opponents	29	408	14.1	96t	2

Punting	No	Yds	Avg	Net	TB	Lg	B
Baker	55	2248	40.9	na	na	57	0
Duncan	5	228	45.6	na	na	55	0
Eagles	60	2476	41.3	na	na	57	0
Opponents	55	2141	38.9	na	na	60	0

Punt Returns	Ret	FC	Yds	Avg	Lg	TD
Haymond	15	6	201	13.4	54t	1
Scarpati	5	1	17	3.4	7	0
Mallory	4	3	46	11.5	28	0
Hawkins	0	1	0	0.0	0	0
Eagles	24	11	264	11.0	54t	1
Opponents	33	11	270	8.2	43	0

Score By Periods	Q1	Q2	Q3	Q4	OT	Pts
Eagles	27	71	32	72	0	202
Opponents	62	98	92	99	0	351

Scoring	TD	Ru	Pa	Rt	PAT	FG	2Pt	Pts
Baker	0	0	0	0	17/21	19/30	0	74
Hawkins	5	0	5	0			0	30
Ballman	4	0	4	0			0	24
F.Hill	3	0	3	0			0	18
Woodeshick	3	3	0	0			0	18
Ditka	2	0	2	0			0	12
Haymond	2	0	0	2			0	12
Lang	1	0	1	0			0	6
Mallory	1	0	1	0			0	6
Conjar	0	0	0	0			1	2

Eagles	21	3	16	2	17/21	19/30	1	202
Opp.	40	18	20	2	39/39	24/35	0	351

Kickoff Returns	No.	Yds	Avg	Lg	TD
Haymond	28	677	24.2	98t	1
Hawkins	12	254	21.2	46	0
Nelson	11	308	28.0	69	0
Mallory	6	94	15.7	23	0
Rossovich	2	20	10.0	11	0
Graham	1	8	8.0	8	0
Jones	1	18	18.0	18	0

Eagles	61	1379	22.6	98t	1
Opponents	45	1030	22.9	75	0

Field Goals	1-19	20-29	30-39	40-49	50+
Baker	7/8	4/5	7/12	1/5	0/0
Eagles	7/8	4/5	7/12	1/5	0/0
Opponents	8/8	10/11	5/7	1/7	0/2

Baker: (27G,17G) () (23G,13G) (45N) (47N) (30G,37G,44G) (47N,44N,38N,38G) (39N,12G) (32N,20N,37G) (33N,19G,19G) (34N,18G,25G) (36G,18G,32G,35G) (18N) (25G)

Opponents: (17G,22G,35G) (20G,30G) (26G) (24G) (35N,26G,21G) (39G,31G,28G,15G,14G) (22N,40B,34G,15G) (51N,47G) (47N,15G,25G,9G) (47N,47N) (34N,28G,26G) () (49N,10G) (48N,51N,17G)

Sacks: Eagles 21.0, Opponents 26.0

Pro Bowl Selections: K Sam Baker, T Bob Brown, RB Tom Woodeshick

USUAL STARTERS

WR Gary Ballman	LE Tim Rossovich
LT Lane Howell	LT Floyd Peters (5)
LG Dick Hart	Frank Molden (5)
C Gene Ceppetelli	RT Gary Pettigrew
RG Mark Nordquist	RE Mel Tom
RT Bob Brown	LLB Ron Medved (5)
TE Fred Hill (8)	MLB Dave Lloyd
Mike Ditka (5)	RLB Harold Wells
WR Ben Hawkins	LCB Al Nelson
QB Norm Snead	RCB Alvin Haymond
RB Tom Woodeshick	LS Nate Ramsey
FB Israel Lang (6)	RS Joe Scarpati
Cyril Pinder (5)	

1969 Eagles Statistics



Record: 4-9-1, 4th in Capitol Head Coach: Jerry Williams

S-21	L	20-27	Cleveland	60,658
S-28	W	41-27	Pittsburgh	60,658
O-05	L	7-38	Dallas	60,658
O-13	L	20-24	at Baltimore	56,864
O-19	L	14-49	at Dallas	71,509
O-26	W	13-10	New Orleans	60,658
N-02	W	23-20	at NY Giants	62,912
N-09	T	28-28	at Washington	50,502
N-16	L	17-23	LA Rams	60,658
N-23	W	34-30	at St. Louis	45,512
N-30	L	17-26	at New Orleans	72,805
D-07	L	29-34	Washington	60,658
D-14	L	3-27	Atlanta	60,658
D-21	L	13-14	at San Francisco	25,391

TEAM STATS	EAGLES	OPP
Total First Downs	231	268
Rushing	83	111
Passing	132	136
Penalty	16	21
3rd Down: Made/Att	na	na
3rd Down Pct.	na	na
4th Down: Made/Att	na	na
4th Down Pct.	na	na
Possession Avg.	na	na
Total Net Yards	4345	4978
Avg. Per Game	310.4	355.6
Total Plays	882	936
Avg. Per Play	4.9	5.3
Net Yards Rushing	1563	1909
Avg. Per Game	111.6	136.4
Total Rushes	395	467
Net Yards Passing	2782	3069
Avg. Per Game	198.7	219.2
Sacked/Yards Lost	29/240	25/181
Gross Yards	3022	3250
Att./Completions	458/216	444/243
Completion Pct.	47.2	54.7
Had Intercepted	28	15
Punts/Average	74/39.8	69/40.9
Net Punting Avg.	na/na	na/na
Penalties/Yards	80/843	79/950
Fumbles/Ball Lost	18/11	31/14
Touchdowns	33	44
Rushing	10	15
Passing	20	23
Returns	3	6

Score By Periods	Q1	Q2	Q3	Q4	OT	Pts
Eagles	43	90	61	85	0	279
Opponents	87	77	114	99	0	377

Passing	Att	Cmp	Yds	Cmp%	Yds/Att	TD	TD%	Int	Int%	Lg	Sk/Lost	Rat
Snead	379	190	2768	50.1	7.30	19	5.0	23	6.1	80t	21/170	65.7
Mira	76	25	240	32.9	3.16	1	1.3	5	6.6	35	8/70	19.6
Keyes 1-2, 14 yards, Bradley 0-1												
Eagles	458	216	3022	47.2	6.60	20	4.4	28	6.1	80t	29/240	58.0
Opponents	444	243	3250	54.7	7.32	23	5.2	15	3.4	71t	25/181	81.4

Rushing	No.	Yds	Avg	Lg	TD
Woodeshick	186	831	4.5	21	4
Keyes	121	361	3.0	28	3
Pinder	60	309	5.2	50	1
Blye	8	25	3.1	11	0
Mira	3	16	5.3	6	0
Jackson	2	10	5.0	6	0
Wilson	4	7	1.8	4	0
Bradley	1	5	5.0	5	0
Snead	8	2	0.3	5t	2
Jones	1	0	0.0	0	0
Hawkins	1	-3	-3.0	-3	0
Eagles	395	1563	4.0	50	10
Opponents	467	1909	4.1	53t	15

Receiving	No.	Yds	Avg	Lg	TD
Jackson	65	1116	17.2	65t	9
Hawkins	43	761	17.7	58	8
Ballman	31	492	15.9	80t	2
Keyes	29	276	9.5	35	0
Woodeshick	22	177	8.0	15	0
Pinder	12	77	6.4	20	0
Hill	6	64	10.7	23	1
Hughes	3	29	9.7	15	0
Blye	2	-6	-3.0	1	0
Fred Brown 1-20, Lawrence 1-10, Wilson 1-6					
Eagles	216	3022	14.0	80t	20
Opponents	243	3250	13.4	71t	23

INTs	No.	Yds	Avg	Lg	TD
Scarpatti	4	54	13.5	34t	1
Nelson	3	10	3.3	10	0
Ramsey	2	26	13.0	26t	1
Lloyd	2	22	11.0	14	0
Bradley	1	56	56.0	56t	1
Colman TM	1	11	11.0	11	0
Cross	1	0	0.0	0	0
Young	1	0	0.0	0	0
Eagles	15	179	11.9	56t	3
Opponents	28	343	12.3	38	3

Punting	No	Yds	Avg	Net	TB	Lg	B
Bradley	74	2942	39.8	na	na	60	0
Eagles	74	2942	39.8	na	na	60	0
Opponents	69	2819	40.9	na	na	55	2

Punt Returns	Ret	FC	Yds	Avg	Lg	TD
Bradley	28	5	181	6.5	37	0
Scarpatti	4	1	6	1.5	2	0
Lawrence	2	2	26	13.0	18	0
Hawkins	1	2	6	6.0	6	0
Hughes	1	0	0	0.0	0	0
Eagles	36	10	219	6.1	37	0
Opponents	21	24	93	4.4	30	0

Scoring	TD	Ru	Pa	Rt	PAT	FG	2Pt	Pts
Baker	0	0	0	0	31/31	16/30	0	79
Jackson	9	0	9	0			0	54
Hawkins	8	0	8	0			0	48
Woodeshick	4	4	0	0			0	24
Keyes	3	3	0	0			0	18
Ballman	2	0	2	0			0	12
Snead	2	2	0	0			0	12
Bradley	1	0	0	1			0	6
Hill	1	0	1	0			0	6
Pinder	1	1	0	0			0	6
Ramsey	1	0	0	1			0	6
Scarpatti	1	0	0	1			0	6
Tom	0	0	0	0			1	2
Eagles	33	10	20	3	31/31	16/30	1	279
Opp.	44	15	23	6	44/44	23/37	0	377

Kickoff Returns	No.	Yds	Avg	Lg	TD
Bradley	21	467	22.2	42	0
Blye	19	370	19.5	35	0
Keyes	9	200	22.2	34	0
Lawrence	5	97	19.4	24	0
Pinder	4	56	14.0	19	0
Nelson	3	63	21.0	27	0
Graham	2	5	2.5	5	0
Eagles	63	1258	20.0	42	0
Opponents	51	1043	20.5	54	0

Field Goals	1-19	20-29	30-39	40-49	50+
Baker	4/6	2/3	4/6	6/13	0/2
Eagles	4/6	2/3	4/6	6/13	0/2
Opponents	7/9	6/7	5/9	5/9	0/3

Baker: (19N,45N) (44N,35G,41G) (42B) (24G,18G) (52N) (34N,47N,45N,12G,40G) (45G,32G,38G) (28N) (44G) (50N,15G,40G) (30G) (39N,19G,47G) (20G) (19N,46N,47N)

Opponents: (22G,37G) (36G,15G) (47N,14G) (37N,32B,20G) (53N,17N) (18N,22G) (40G,33G) () (49N,42N,19G,39G,16G) (19G,46G,46G) (27N,56N,37N,27G,40G,26G,17G) (39N,12G,43G) (47N,28G,30G) (51N)

Sacks: Eagles 25.0, Opponents 29.0

Pro Bowl Selections: WR Harold Jackson, LB Dave Lloyd, LB Tim Rossoovich

USUAL STARTERS			
WR	Ben Hawkins	LE	Tim Rossoovich
LT	Lane Howell	LT	Floyd Peters
LG	Dick Hart	RT	Ernie Calloway (7)
C	Mike Evans		Gary Pettigrew (6)
RG	Jim Scaggs (7)	RE	Mel Tom
	Don Chuy (6)	LLB	Tony Guillory (8)
RT	Joe Carollo		Adrian Young (5)
TE	Gary Ballman	MLB	Dave Lloyd
WR	Harold Jackson	RLB	Ron Porter
QB	Norm Snead	LCB	Al Nelson
RB	Tom Woodeshick	RCB	Irv Cross
FB	Leroy Keyes	LS	Nate Ramsey
		RS	Joe Scarpatti

1970 Eagles Statistics



Record: 3-10-1, 5th in NFC East Head Coach: Jerry Williams

S-20	L	7-17	Dallas	59,728
S-27	L	16-20	at Chicago	53,643
O-04	L	21-33	Washington	60,658
O-11	L	23-30	at NY Giants	62,820
O-18	L	20-35	St. Louis	59,002
O-25	L	17-30	at Green Bay (Mil)	48,022
N-01	L	17-21	at Dallas	55,736
N-08	W	24-17	Miami	58,171
N-15	T	13-13	Atlanta	55,425
N-23	W	23-20	NY Giants	59,117
N-29	L	14-23	at St. Louis	46,581
D-06	L	10-29	at Baltimore	60,240
D-13	L	6-24	at Washington	50,415
D-20	W	30-20	Pittsburgh	55,252

TEAM STATS

	EAGLES	OPP
Total First Downs	229	213
Rushing	81	102
Passing	126	95
Penalty	22	16
3rd Down: Made/Att	na	na
3rd Down Pct.	na	na
4th Down: Made/Att	na	na
4th Down Pct.	na	na
Possession Avg.	na	na
Total Net Yards	3990	3953
Avg. Per Game	285.0	282.4
Total Plays	883	1019
Avg. Per Play	4.5	4.9
Net Yards Rushing	1539	2064
Avg. Per Game	109.9	147.4
Total Rushes	450	457
Net Yards Passing	2451	1889
Avg. Per Game	175.1	134.9
Sacked/Yards Lost	23/200	34/287
Gross Yards	2651	2176
Att./Completions	410/218	313/161
Completion Pct.	53.2	51.4
Had Intercepted	23	10
Punts/Average	71/36.5	61/39.4
Net Punting Avg.	na	na
Penalties/Yards	73/779	90/991
Fumbles/Ball Lost	26/16	25/18
Touchdowns	29	36
Rushing	11	16
Passing	16	16
Returns	2	4

Passing	Att	Cmp	Yds	Cmp%	Yds/Att	TD	TD%	Int	Int%	Lg	Sk/Lost	Ret
Snead	335	181	2323	42.2	6.93	15	4.5	20	6.0	79t	21/181	66.1
Arrington	73	37	328	50.7	4.49	1	1.4	3	4.1	23	2/19	50.5
Ballman	1	0	0	0.0	0.00	0	0.0	0	0.0	0	0/0	39.6
Bougness	1	0	0	0.0	0.00	0	0.0	0	0.0	0	0/0	39.6
Eagles	410	218	2651	53.2	6.47	16	3.9	23	5.6	79t	23/200	63.0
Opponents	313	161	2176	51.4	6.95	16	5.1	10	3.2	na	34/287	77.6

Rushing	No.	Yds	Avg	Lg	TD
Pinder	166	657	3.9	40t	2
Bougness	159	401	2.5	20t	2
Woodeshick	52	254	4.9	57t	2
Watkins	32	96	3.0	11	1
H.Jones	13	44	3.4	16	0
Snead	18	35	1.9	16	3
Arrington	4	33	8.0	15	1
Bradley	1	14	14.0	14	0
Keyes	2	7	3.5	5	0
Hawkins	2	3	1.5	4	0
Jackson	1	-5	-5.0	-5	0

Eagles	450	1539	3.4	57t	11
Opponents	457	2064	4.5	na	16

Receiving	No.	Yds	Avg	Lg	TD
Bougness	50	401	8.0	34	2
Ballman	47	601	12.8	26	3
Jackson	41	613	14.9	79t	5
Hawkins	30	612	20.4	78t	4
Pinder	28	249	8.8	27	0
Zabel	8	119	14.8	25	1
Woodeshick	6	28	4.7	10	0
H.Jones	3	12	12.0	12	0
Hill	3	10	3.3	9	1
Watkins	3	6	2.0	5	0
Walik	1	0	0.0	0	0

Eagles	218	2651	12.2	79t	16
Opponents	161	2176	13.5	na	16

INTs	No.	Yds	Avg	Lg	TD
Nelson	2	45	22.5	45	0
Preece	2	19	9.5	19	0
Young	2	19	9.5	13	0
R.Jones	2	17	8.5	17	0
Hayes	1	2	2.0	2	0
Ramsey	1	0	0.0	0	0

Eagles	10	102	10.2	45	0
Opponents	23	na	na	na	na

Punting	No	Yds	Avg	Net	TB	Lg	B
Bradley	61	2244	36.8	na	na	57	0
Moseley	10	350	35.0	na	na	56	0
Eagles	71	2594	36.5	na	na	57	0
Opponents	61	2403	39.4	na	na	na	na

Punt Returns	Ret	FC	Yds	Avg	Lg	TD
Walik	20	8	78	3.9	16	0
Hawkins	10	2	16	1.6	8	0
Hayes	2	0	6	3.0	6	0
Eagles	32	10	100	3.1	16	0
Opponents	22	na	163	7.4	na	na

Score By Periods	Q1	Q2	Q3	Q4	OT	Pts
Eagles	45	75	55	66	0	241
Opponents	70	126	73	63	0	332

Scoring	TD	Ru	Pa	Rt	PAT	FG	2Pt	Pts
Moseley	0	0	0	0	25-28	14-25	0	67
Jackson	5	0	5	0			0	30
Bougness	4	2	2	0			0	24
Hawkins	4	0	4	0			0	24
Ballman	3	0	3	0			0	18
Snead	3	3	0	0			0	18
Pinder	2	2	0	0			0	12
Woodeshick	2	2	0	0			0	12
Arrington	1	1	0	0			0	6
Dirks	1	0	0	1			0	6
Hill	1	0	1	0			0	6
Preece	1	0	0	1			0	6
Watkins	1	1	0	0			0	6
Zabel	1	0	1	0			0	6
Eagles	29	11	16	2	25-28	14-25	0	241
Opp.	36	16	16	4	na	27- na	na	332

Kickoff Returns	No.	Yds	Avg	Lg	TD
Walik	32	805	25.2	82	0
Nelson	10	187	18.7	27	0
R.Jones	8	120	15.0	30	0
Hayes	6	107	17.8	23	0
Rossovich	1	22	22.0	22	0
Pettigrew	1	11	11.0	11	0
Hawkins	1	0	0.0	0	0
Eagles	59	1252	21.2	82	0
Opponents	50	1030	20.6	na	na


Sacks: Eagles 34.0, Opponents 23.0

Pro Bowl Selections: none

USUAL STARTERS

WR	Ben Hawkins	LE	Ernie Calloway
LT	Wade Key	LT	Don Holtz
LG	Dick Hart	RT	Gary Pettigrew
C	Mike Evans	RE	Mel Tom
RG	Jim Scaggs	LLB	Adrian Young
RT	Joe Carollo	MLB	Tim Rossovich (8)
TE	Gary Ballman (8)	TE	Dave Lloyd (5)
	Steve Zabel (6)	RLB	Ron Porter
WR	Harold Jackson	LCB	Ray Jones
QB	Norm Snead	RCB	Al Nelson
RB	Lee Bougness	S	Nate Ramsey (9)
RB	Cyril Pinder (7)	S	Steve Preece (8)
	Tom Woodeshick (6)		Ron Medved (6)

1971 Eagles Statistics



Record: 6-7-1, 3rd in NFC East
Head Coach: Jerry Williams (3) and Ed Khayat

S-19	L	14-37	at Cincinnati	55,880
S-26	L	7-42	Dallas	65,358
O-03	L	3-31	San Francisco	65,358
O-10	L	0-13	Minnesota	65,358
O-17	L	10-34	at Oakland	54,615
O-24	W	23-7	NY Giants	65,358
O-31	W	17-16	Denver	65,358
N-07	T	7-7	at Washington	53,041
N-14	L	7-20	at Dallas	60,178
N-21	W	37-20	at St. Louis	48,658
N-28	L	13-20	Washington	65,358
D-05	W	23-20	at Detroit	54,418
D-12	W	19-7	St. Louis	65,358
D-19	W	41-28	at NY Giants	62,774

TEAM STATS		EAGLES	OPP
Total First Downs		201	251
Rushing		65	104
Passing		119	129
Penalty		17	18
3rd Down: Made/Att		na	na
3rd Down Pct.		na	na
4th Down: Made/Att		na	na
4th Down Pct.		na	na
Possession Avg.		na	na
Total Net Yards		3571	4622
Avg. Per Game		255.1	330.1
Total Plays		823	889
Avg. Per Play		4.3	5.2
Net Yards Rushing		1248	1962
Avg. Per Game		89.1	140.1
Total Rushes		407	450
Net Yards Passing		2323	2660
Avg. Per Game		165.9	190.0
Sacked/Yards Lost		26/229	32/311
Gross Yards		2552	2971
Att./Completions		534/282	407/220
Completion Pct.		51.3	54.1
Had Intercepted		20	22
Punts/Average		75/41.9	57/40.4
Net Punting Avg.		na	na
Penalties/Yards		81/838	94/908
Fumbles/Ball Lost		21/15	34/25
Touchdowns		24	36
Rushing		6	16
Passing		13	16
Returns		5	4

Passing	Att	Cmp	Yds	Cmp%	Yds/Att	TD	TD%	Int	Int%	Lg	Sk/Lost	Rat
Liske	269	143	1957	53.2	7.28	11	4.1	15	5.6	69t	13/134	67.1
Arrington	118	55	576	46.6	4.88	2	1.7	5	4.2	65	13/95	49.3
Bull	1	1	15	100.0	15.00	0	0.0	0	0.0	15	0/0	118.8
Ward	1	1	4	100.0	4.00	0	0.0	0	0.0	4	0/0	83.3
A.Davis	1	0	0	0.0	0.00	0	0.0	0	0.0	0	0/0	39.6
Eagles	390	200	2552	51.3	6.54	13	3.3	20	5.1	69t	26/229	61.8
Opponents	407	220	2971	54.1	7.30	16	3.9	22	5.4	90t	32/311	68.1

Rushing	No.	Yds	Avg	Lg	TD
Bull	94	351	3.7	39	0
Bougness	97	262	2.7	26	2
Woodeshick	66	188	2.8	19	0
A.Davis	47	163	3.5	21	1
Watkins	35	98	2.8	11	1
Baker	17	49	2.9	13	0
Jackson	5	41	8.2	18	0
Bailey	23	41	1.8	7	1
Liske	13	29	1.9	9	1
Arrington	5	23	4.6	11	0
Hawkins	4	8	2.0	10	0
Zabel	1	-5	-5.0	-5	0
Eagles	407	1248	3.1	39	6
Opponents	450	1962	4.3	68t	16

Receiving	No.	Yds	Avg	Lg	TD
Jackson	47	716	15.2	69t	3
Hawkins	37	650	17.6	65	4
Bougness	24	170	7.1	27	1
Carmichael	20	288	14.4	50	0
Ballman	13	238	18.3	57	0
A.Davis	11	46	4.2	12	0
Bull	9	75	8.3	15	1
Hill	7	92	13.1	35	0
Bailey	7	55	7.9	24	0
Kramer	6	65	10.8	17	1
Watkins	6	40	6.7	10	0
Woodeshick	6	36	6.0	11	1
Baker	4	36	9.0	14	0
Zabel	2	4	2.0	3t	2
Whalen	1	41	41.0	41	0
Eagles	200	2552	12.8	69t	13
Opponents	220	2971	13.5	90t	16

INTs	No.	Yds	Avg	Lg	TD
Bradley	11	248	22.5	51	0
Keyes	6	31	5.2	17	0
Nelson	2	63	31.5	44	1
Rossovich	1	24	24.0	24	0
Hultz	1	4	4.0	4	0
Zabel	1	4	4.0	4	0
Eagles	22	374	17.0	51	1
Opponents	20	359	12.9	46	1

Punt Returns	Ret	FC	Yds	Avg	Lg	TD
Bradley	18	11	118	6.6	33	0
Walik	5	4	50	10.0	50	0
Hawkins	1	0	6	6.0	6	0
Eagles	24	15	174	7.2	50	0
Opponents	40	11	372	9.3	36	0

Score By Periods	Q1	Q2	Q3	Q4	OT	Pts
Eagles	51	66	42	62	0	221
Opponents	16	113	77	96	0	302

Scoring	TD	Ru	Pa	Rt	PAT	FG	2Pt	Pts
Dempsey	0	0	0	0	13-14	12-17	0	49
Hawkins	5	0	4	1			0	30
Feller	0	0	0	0	10-10	6-20	0	28
Bougness	3	2	1	0			0	18
Jackson	3	0	3	0			0	18
Nelson	2	0	0	2			0	12
Zabel	2	0	2	0			0	12
Bailey	1	1	0	0			0	6
Bull	1	0	1	0			0	6
A.Davis	1	1	0	0			0	6
Hobbs	1	0	0	1			0	6
Kramer	1	0	1	0			0	6
Liske	1	1	0	0			0	6
S.Smith	1	0	0	1			0	6
Watkins	1	1	0	0			0	6
Woodeshick	1	0	1	0			0	6

Eagles	24	6	13	5	23-24	18-37	0	221
Opp.	36	16	16	4	35-36	17-30	0	302

Punting	No	Yds	Avg	Net	TB	Lg	B
McNeil	73	3063	42.0	na	na	64	1
Bradley	2	76	38.0	na	na	45	0
Eagles	75	3139	41.9	na	na	64	1
Opponents	57	2308	40.4	na	na	57	1

Kickoff Returns	No.	Yds	Avg	Lg	TD
Nelson	13	358	27.5	51	0
Walik	14	369	26.4	52	0
Thrower	12	299	24.9	45	0
Pettigrew	2	37	28.5	21	0
Jackson	2	48	24.0	28	0
A.Davis	2	44	22.0	25	0
Harris	2	28	14.0	21	0
Kramer 1-0, Zabel 1-0					

Eagles	49	1183	24.1	52	0
Opponents	48	1103	22.9	103t	1

Sacks: Eagles 32.0, Opponents 26.0

Pro Bowl Selections: S Bill Bradley

USUAL STARTERS			
WR	Harold Jackson	LDE	Richard Harris
LT	Wade Key	LDT	Don Hultz
LG	Harry Allison	RDT	Ernie Calloway (8)
C	Mike Evans		Gary Pettigrew (6)
RG	Mark Nordquist	RDE	Mel Tom
RT	Steve Smith	LLB	Steve Zabel
TE	Gary Ballman (6)	MLB	Tim Rossovich
	Harold Carmichael (3)	RLB	Ron Porter
	Kent Kramer (3)	LCB	Al Nelson
WR	Ben Hawkins	RCB	Nate Ramsey
QB	Pete Liske	LS	Leroy Keyes
RB	Ron Bull (9)	RS	Bill Bradley
RB	Lee Bougness (7)		
	Al Davis (6)		
	Tom Woodeshick (5)		

1972 Eagles Statistics



Record: 2-11-1, 5th in NFC East Head Coach: Ed Khayat

S-17	L	6-28	at Dallas	58,850
S-24	L	17-27	Cleveland	65,720
O-02	L	12-27	NY Giants	65,720
O-08	L	0-14	at Washington	53,039
O-15	L	3-34	LA Rams	65,720
O-22	W	21-20	at Kansas City	78,389
O-29	L	3-21	at New Orleans	65,664
N-05	T	6-6	St. Louis	65,720
N-12	W	18-17	at Houston	34,175
N-19	L	7-28	Dallas	65,720
N-26	L	10-62	at NY Giants	62,586
D-03	L	7-23	Washington	65,720
D-10	L	12-21	Chicago	65,720
D-17	L	23-24	at St. Louis	34,827

TEAM STATS	EAGLES	OPP
Total First Downs	201	268
Rushing	78	137
Passing	110	117
Penalty	13	14
3rd Down: Made/Att	62/187	87/190
3rd Down Pct.	33.2	45.8
4th Down: Made/Att	na	na
4th Down Pct.	na	na
Possession Avg.	na	na
Total Net Yards	3463	4738
Avg. Per Game	247.4	338.5
Total Plays	826	878
Avg. Per Play	4.2	5.4
Net Yards Rushing	1393	2266
Avg. Per Game	99.5	161.9
Total Rushes	398	543
Net Yards Passing	2070	2472
Avg. Per Game	147.9	176.6
Sacked/Yards Lost	53/457	17/143
Gross Yards	2527	2615
Att./Completions	375/184	318/175
Completion Pct.	49.1	55.0
Had Intercepted	20	19
Punts/Average	63/40.3	54/40.5
Net Punting Avg.	na	na
Penalties/Yards	76/690	72/637
Fumbles/Ball Lost	35/18	29/8
Touchdowns	12	43
Rushing	2	22
Passing	10	20
Returns	0	1

Passing	Att	Cmp	Yds	Cmp%	Yds/Att	TD	TD%	Int	Int%	Lg	Sk/Lost	Rat
Reaves	224	108	1508	48.2	6.73	7	3.1	12	5.4	77	38/322	58.4
Liske	138	71	973	51.5	7.05	3	2.2	7	5.1	67	11/107	60.4
Arrington	13	5	46	38.5	3.54	0	0.0	1	7.7	16	4/28	16.8
Eagles	375	184	2527	49.1	6.74	10	2.7	20	5.3	77	53/457	57.7
Opponents	318	175	2615	55.0	8.22	20	6.3	19	6.0	65	17/143	78.3

Rushing	No.	Yds	Avg	Lg	TD
James	182	565	3.1	22	0
Baker	90	322	3.6	14	0
Watkins	67	262	3.9	28	1
Reaves	18	109	6.3	16	1
Jackson	9	76	8.4	34	0
Bailey	7	22	3.1	5	0
Liske	7	20	2.9	9	0
Sullivan	13	13	1.0	4	0
Crowe	1	2	2.0	2	0
Arrington	1	2	2.0	2	0
Hawkins	3	0	0.0	12	0

Eagles	398	1393	3.5	34	2
Opponents	543	2266	4.2	43	22

Receiving	No.	Yds	Avg	Lg	TD
Jackson	62	1048	16.9	77	4
Hawkins	30	512	17.1	67	1
Carmichael	20	276	13.8	54	2
James	20	156	7.8	35	1
Baker	16	114	7.1	14	0
Kramer	11	17	16.0	29	1
Ballman	9	183	20.3	43	0
Watkins	6	-2	-0.3	4	0
Bailey	5	32	6.4	9	0
Sullivan	4	17	4.3	7	0
Walik	1	15	15.0	15t	1

Eagles	184	2527	13.8	77	10
Opponents	175	2615	14.9	65	20

INTs	No.	Yds	Avg	Lg	TD
Bradley	9	73	8.1	21	0
Ramsey	3	14	4.7	10	0
Porter	2	10	5.0	7	0
Keyes	2	0	0.0	0	0
Bunting	1	45	45.0	45	0
Allen	1	15	15.0	15	0
Absher	1	7	7.0	7	0

Eagles	19	158	17.6	33	0
Opponents	18	319	17.7	70t	2

Punting	No	Yds	Avg	Net	TB	Lg	B
Bradley	56	2250	40.2	na	na	60	0
McNeill	7	290	41.4	na	na	51	0
Eagles	63	2540	40.3	na	na	60	0
Opponents	54	2189	40.5	na	na	67	2

Punt Returns	Ret	FC	Yds	Avg	Lg	TD
Bradley	22	7	155	7.0	60	0
Walik	3	1	4	1.3	10	0
Winfield	1	0	12	12.0	12	0
Gibbs	1	0	8	8.0	8	0
Eagles	27	8	179	6.6	60	0
Opponents	26	28	137	5.3	48	0

Score By Periods	Q1	Q2	Q3	Q4	OT	Pts
Eagles	46	56	16	27	0	145
Opponents	60	108	100	84	0	352

Scoring	TD	Ru	Pa	Rt	PAT	FG	2Pt	Pts
Dempsey	0	0	0	0	11-12	20-35	0	71
Jackson	4	0	4	0			0	24
Carmichael	2	0	2	0			0	12
Hawkins	1	0	1	0			0	6
Kramer	1	0	1	0			0	6
James	1	0	1	0			0	6
Reaves	1	1	0	0			0	6
Walik	1	0	1	0			0	6
Watkins	1	1	0	0			0	6
Bunting	0	0	0	0			1	2
Coleman	0	0	0	0			1	2

Eagles	12	2	10	0	11-12	20-35	2	145
Opp.	43	22	20	1	42-43	16-25	2	352

Kickoff Returns	No.	Yds	Avg	Lg	TD
Nelson	25	728	29.1	78	0
Walik	21	466	22.2	35	0
Sullivan	3	72	24.0	34	0
Gibbs	3	61	20.3	23	0
Winfield	3	9	3.0	9	0
Bradley	1	20	20.0	20	0
Pettigrew	1	17	17.0	17	0
Bailey	1	2	2.0	2	0
Overmyer	1	0	0.0	0	0

Eagles	59	1339	22.7	78	0
Opponents	41	886	21.6	48	0

Sacks: Eagles 17.0, Opponents 53.0

Pro Bowl Selections: S Bill Bradley, WR Harold Jackson

USUAL STARTERS			
WR	Harold Jackson	LDE	Richard Harris
LT	Wade Key	LDT	Don Hultz
LG	Tom Luken (8)	RDT	Houston Antwine
	Jim Skaggs (6)	RDE	Mel Tom
C	Mike Evans	LLB	Ron Porter
RG	Mark Nordquist	MLB	Chuck Allen (8)
RT	Steve Smith		Steve Zabel (6)
TE	Kent Kramer (8)	RLB	Bob Creech
	Gary Ballman (4)	LCB	Al Nelson
WR	Ben Hawkins	RCB	Nate Ramsey
QB	Pete Liske (7)	LS	Leroy Keyes
	John Reaves (7)	RS	Bill Bradley
RB	Ron James		
RB	Larry Watkins (8)		
	Tony Baker (6)		

1973 Eagles Statistics



Record: 5-8-1, 3rd in NFC East Head Coach: Mike McCormack

S-16	L	23-34	St. Louis	61,103
S-23	T	23-23	at NY Giants	62,289
S-30	L	7-28	Washington	64,147
O-07	L	26-27	at Buffalo	72,364
O-14	W	27-24	at St. Louis	44,400
O-21	L	21-28	at Minnesota	47,478
O-28	W	30-16	Dallas	63,300
N-04	W	24-23	New England	65,070
N-11	L	27-44	Atlanta	63,114
N-18	L	10-31	at Dallas	59,375
N-25	W	20-16	NY Giants	63,086
D-02	L	28-38	at San Francisco	51,155
D-09	W	24-23	NY Jets	34,621
D-16	L	20-38	at Washington	49,484

TEAM STATS

	EAGLES	OPP
Total First Downs	267	286
Rushing	103	136
Passing	147	135
Penalty	17	15
3rd Down: Made/Att	90/217	71/178
3rd Down Pct.	41.5	39.9
4th Down: Made/Att	na	na
4th Down Pct.	na	na
Possession Avg.	na	na
Total Net Yards	4798	5062
Avg. Per Game	342.1	361.2
Total Plays	930	903
Avg. Per Play	5.1	5.6
Net Yards Rushing	1791	2423
Avg. Per Game	127.9	172.7
Total Rushes	417	512
Net Yards Passing	2998	2639
Avg. Per Game	214.1	188.5
Sacked/Yards Lost	34/238	21/150
Gross Yards	3236	2789
Att./Completions	479/275	370/219
Completion Pct.	57.4	59.2
Had Intercepted	13	15
Punts/Average	64/40.8	49/39.9
Net Punting Avg.	na	na
Penalties/Yards	61/566	73/692
Fumbles/Ball Lost	41/15	31/15
Touchdowns	34	47
Rushing	9	22
Passing	23	22
Returns	2	3

Passing	Att	Cmp	Yds	Cmp%	Yds/Att	TD	TD%	Int	Int%	Lg	Sk/Lost	Rat
Gabriel	460	270	3219	58.7	7.00	23	5.0	12	2.6	80t	31/219	85.9
Reaves	19	5	17	26.3	8.95	0	0.0	1	5.3	6	3/19	17.7
Eagles	479	275	3236	57.4	6.76	23	4.8	13	2.7	80t	34/238	82.8
Opponents	370	219	2789	59.2	7.54	22	5.9	15	4.1	65t	21/150	85.7

Rushing	No.	Yds	Avg	Lg	TD
Sullivan	217	968	4.5	37	4
Bulaich	106	436	4.1	20	1
James	36	178	4.9	24	1
Bailey	20	91	4.5	15	0
Carmichael	3	42	14.0	23	0
Bouggess	15	34	2.3	11	1
Young	4	24	6.0	17t	1
Gabriel	12	10	0.8	5	1
Oliver	1	6	6.0	6	0
Reaves	2	2	1.0	3	0
Bradley	1	0	0.0	0	0

Eagles	417	1791	4.3	37	9
Opponents	512	2423	4.7	54	22

Receiving	No.	Yds	Avg	Lg	TD
Carmichael	67	1116	16.6	73	9
Young	55	854	15.5	80t	6
Sullivan	50	322	6.4	29	1
Bulaich	42	403	9.6	80t	3
Zimmerman	22	220	10.0	30t	3
James	17	94	5.5	13	0
Bailey	10	80	8.0	19	1
Hawkins	6	114	19.0	37	0
Bouggess	4	18	4.5	6	0
Oliver	1	9	9.0	9	0
Davis	1	6	6.0	6	0

Eagles	275	3236	11.8	80t	23
Opponents	219	2789	12.7	65t	22

INTs	No.	Yds	Avg	Lg	TD
Logan	5	38	7.6	30	0
Bradley	4	21	5.2	18	0
Outlaw	2	48	24.0	45t	1
Zabel	2	13	6.5	7	0
Sodaski	1	0	0.0	0	0
Wirgowski	1	0	0.0	0	0

Eagles	15	120	8.0	45t	1
Opponents	13	287	22.1	56	1

Punting	No	Yds	Avg	Net	TB	Lg	B
McNeill	46	1881	40.9	na	na	66	0
Bradley	18	735	40.8	na	na	61	0

Eagles	64	2616	40.8	na	na	66	0
Opponents	49	1957	39.9	na	na	62	0

Punt Returns	Ret	FC	Yds	Avg	Lg	TD
Bradley	8	12	106	13.3	43	0
Alexander	5	5	10	2.0	5	0
Davis	2	0	0	0.0	4	0

Eagles	15	17	116	7.7	43	0
Opponents	35	16	376	10.7	57	0

Score By Periods	Q1	Q2	Q3	Q4	OT	Pts
Eagles	55	77	103	75	0	310
Opponents	90	121	61	121	0	393

Scoring	TD	Ru	Pa	Rt	PAT	FG	2Pt	Pts
Dempsey	0	0	0	0	34-34	24-40	0	106
Carmichael	9	0	9	0			0	54
Young	7	1	6	0			0	42
Sullivan	5	4	1	0			0	30
Bulaich	4	1	3	0			0	24
Zimmerman	3	0	3	0			0	18
Bailey	1	0	1	0			0	6
Bouggess	1	1	0	0			0	6
Gabriel	1	1	0	0			0	6
James	1	1	0	0			0	6
Outlaw	1	0	0	1			0	6
Wynn	1	0	0	1			0	6

Eagles	34	9	23	2	34-34	24-40	0	310
Opp.	47	22	22	3	45-47	22-40	0	393

Kickoff Returns	No.	Yds	Avg	Lg	TD
James	16	413	25.8	36	0
Sullivan	12	280	23.3	32	0
Nelson	11	264	24.0	53	0
Davis	10	236	23.6	28	0
Alexander	9	189	21.0	25	0
Coleman	2	24	12.0	19	0
Bailey	2	18	9.0	18	0
Oliver	1	17	17.0	17	0

Eagles	63	1441	22.9	53	0
Opponents	55	1246	22.6	101t	1


Sacks: Eagles 21.0, Opponents 34.0

Pro Bowl Selections: S Bill Bradley, WR Harold Carmichael, QB Roman Gabriel, TE Charles Young

USUAL STARTERS

WR	Don Zimmerman	LDE	Dennis Wirgowski (8)
LT	Steve Smith		Jerry Philbin (6)
LG	Wade Key (9)	LDT	Gary Pettigrew
	Vern Winfield (5)	RDT	Richard Harris
C	Guy Morriss (9)	RDE	Will Wynn
	Mike Evans (5)	LLB	Steve Zabel
RG	Mark Nordquist	MLB	Marlin McKeever
RT	Jerry Sisemore	RLB	John Sodaski (9)
TE	Charles Young		John Bunting (5)
WR	Harold Carmichael	LCB	John Outlaw
QB	Roman Gabriel	RCB	Joe Lavender
RB	Tom Sullivan	LS	Randy Logan
RB	Norm Bulaich	RS	Bill Bradley

1974 Eagles Statistics



Record: 7-7, 4th in NFC East Head Coach: Mike McCormack

S-15	L	3-7	at St. Louis	40,322
S-23	W	13-10	Dallas	64,088
S-29	W	30-10	Baltimore	64,205
O-06	W	13-7	at San Diego	36,124
O-13	W	35-7	NY Giants	64,801
O-20	L	24-31	at Dallas	43,586
O-27	L	10-14	at New Orleans	64,257
N-03	L	0-27	at Pittsburgh	47,996
N-10	L	20-27	Washington	65,947
N-17	L	3-13	St. Louis	61,982
N-24	L	7-26	at Washington	54,395
D-01	W	36-14	Green Bay	42,030
D-08	W	20-7	at NY Giants	46,889
D-15	W	28-17	Detroit	57,157

TEAM STATS

	EAGLES	OPP
Total First Downs	244	248
Rushing	79	105
Passing	141	129
Penalty	24	14
3rd Down: Made/Att	82/201	76/202
3rd Down Pct.	40.8	37.6
4th Down: Made/Att	na	na
4th Down Pct.	na	na
Possession Avg.	na	na
Total Net Yards	3597	4270
Avg. Per Game	256.9	305.0
Total Plays	917	922
Avg. Per Play	3.9	4.6
Net Yards Rushing	1385	1797
Avg. Per Game	98.9	128.3
Total Rushes	415	460
Net Yards Passing	2212	2473
Avg. Per Game	158.0	176.6
Sacked/Yards Lost	42/319	28/211
Gross Yards	2531	2684
Att./Completions	461/258	434/230
Completion Pct.	55.9	52.9
Had Intercepted	17	18
Punts/Average	84/36.0	73/39.0
Net Punting Avg.	na	na
Penalties/Yards	76/722	86/722
Fumbles/Ball Lost	32/12	36/16
Touchdowns	31	26
Rushing	13	14
Passing	14	9
Returns	4	3

Rushing	No.	Yds	Avg	Lg	TD
Sullivan	244	760	3.1	28t	11
James	67	276	4.1	15	2
Bulaich	50	152	3.0	13	0
Gabriel	14	76	5.4	11	0
Young	6	38	6.3	14	0
Bailey	10	32	3.2	11	0
Boryla	6	25	4.2	11	0
Oliver	7	19	2.7	7	0
Reaves	1	8	8.0	8	0
Jackson	7	3	0.4	2	0

Eagles	412	1389	3.3	28t	13
Opponents	460	1797	3.9	34	14

Receiving	No.	Yds	Avg	Lg	TD
Young	63	696	11.0	29	3
Carmichael	56	649	11.6	39	8
Sullivan	39	312	8.0	23	1
James	33	230	6.9	34	0
Zimmerman	30	368	12.3	64t	2
Bulaich	28	204	7.2	26	0
Bailey	6	27	4.5	15	0
Jackson	2	17	8.5	9	0
C.Smith	1	28	28.0	28	0

Eagles	258	2531	9.8	64t	14
Opponents	230	2684	11.6	57	9

INTs	No.	Yds	Avg	Lg	TD
Bergey	5	57	11.4	27	0
Bunting	2	23	11.5	12	0
Outlaw	2	22	11.0	22	0
Bradley	2	19	9.5	10	0
Zabel	2	12	6.0	7	0
Logan	2	2	1.0	2	0
Lavender	1	37	37.0	37t	1
Patton	1	4	4.0	4	0
Halverson	1	0	0.0	0	0

Eagles	18	176	9.8	37t	1
Opponents	17	362	21.3	54	1

Punting	No	Yds	Avg	Net	TB	Lg	B
Kersey	82	2959	36.1	na	na	59	0
Bradley	2	67	33.5	na	na	35	0
Eagles	84	3026	36.0	na	na	59	2
Opponents	73	2851	39.0	na	na	59	1

Punt Returns	Ret	FC	Yds	Avg	Lg	TD
Bradley	22	5	248	11.3	22	0
Marshall	8	0	72	9.0	21	0
C.Smith	4	0	7	1.8	11	0
Reeves	3	0	12	4.0	9	0
Eagles	37	5	339	9.2	22	0
Opponents	37	14	252	6.8	19	0

Score By Periods	Q1	Q2	Q3	Q4	OT	Pts
Eagles	49	88	75	30	0	242
Opponents	34	65	65	53	0	217

Scoring	TD	Ru	Pa	Rt	PAT	FG	2Pt	Pts
Sullivan	12	11	1	0			0	72
Dempsey	0	0	0	0	26-30	10-16	0	56
Carmichael	8	0	8	0			0	48
Young	3	0	3	0			0	18
James	2	2	0	0			0	12
Lavender	2	0	0	2			0	12
Zimmerman	2	0	2	0			0	12
Dunstan	1	0	0	1			0	6
Wynn	1	0	0	1			0	6

Eagles	31	13	14	4	26-30	10-16	0	242
Opp.	26	14	9	3	25-26	12-25	0	217

Kickoff Returns	No.	Yds	Avg	Lg	TD
Marshall	16	412	25.8	44	0
Jackson	14	339	24.2	52	0
James	12	238	19.8	29	0
Kramer	2	39	19.5	23	0
Kirksey	1	19	19.0	19	0
Bailey	1	14	14.0	14	0
Chesson	1	1	1.0	1	0
Zimmerman	1	0	0.0	0	0

Eagles	48	1062	22.1	52	0
Opponents	46	1030	22.4	102t	1

Sacks: Eagles 28.0, Opponents 42.0

Pro Bowl Selections: LB Bill Bergey, TE Charles Young

USUAL STARTERS

WR	Harold Carmichael	LDE	Will Wynn
LT	Steve Smith	LDT	Bill Dunstan
LG	Wade Key	RDT	Jerry Patton
C	Guy Morriss	RDE	Joe Jones
RG	Mark Nordquist	LLB	Steve Zabel
RT	Jerry Sisemore	MLB	Bill Bergey
TE	Charles Young	RLB	John Bunting
WR	Don Zimmerman	LCB	John Outlaw
QB	Roman Gabriel	RCB	Joe Lavender
RB	Tom Sullivan	LS	Randy Logan
RB	Norm Bulaich (8)	RS	Bill Bradley
	Po James (5)		

Passing	Att	Cmp	Yds	Cmp%	Yds/Att	TD	TD%	Int	Int%	Lg	Sk/Lost	Rat
Gabriel	338	193	1867	57.1	5.52	9	2.7	12	3.6	64t	35/259	66.8
Boryla	102	60	580	58.8	5.69	5	4.9	3	2.9	29	4/39	78.9
Reaves	20	5	84	25.0	4.20	0	0.0	2	10.0	29	3/21	5.0
Eagles	460	258	2531	56.1	5.50	14	3.0	17	3.7	64t	42/319	66.5
Opponents	434	230	2684	53.0	6.18	9	2.1	18	4.1	57	28/211	61.6

1975 Eagles Statistics



Record: 4-10, 5th in NFC East Head Coach: Mike McCormack

S-21	L	14-23	NY Giants	60,798
S-28	L	13-15	at Chicago	54,392
O-05	W	26-10	Washington	64,397
O-12	L	16-24	at Miami	60,127
O-19	L	20-31	at St. Louis	45,242
O-26	L	17-20	Dallas	64,889
N-03	L	3-42	LA Rams	64,601
N-09	L	23-24	St. Louis	60,277
N-16	W	13-10	at NY Giants	53,434
N-23	L	17-27	at Dallas	57,893
N-30	W	27-17	San Francisco	56,694
D-07	L	0-31	Cincinnati	56,984
D-14	L	10-25	at Denver	37,080
D-21	W	26-3	at Washington	49,385

TEAM STATS

	EAGLES	OPP
Total First Downs	237	275
Rushing	84	130
Passing	134	123
Penalty	19	22
3rd Down: Made/Att	78/218	97/210
3rd Down Pct.	35.8	46.2
4th Down: Made/Att	na	na
4th Down Pct.	na	na
Possession Avg.	na	na
Total Net Yards	4142	4771
Avg. Per Game	295.9	340.8
Total Plays	949	970
Avg. Per Play	4.4	4.9
Net Yards Rushing	1702	2233
Avg. Per Game	121.6	159.5
Total Rushes	461	529
Net Yards Passing	2440	2538
Avg. Per Game	174.3	181.3
Sacked/Yards Lost	30/200	17/120
Gross Yards	2640	2658
Att./Completions	458/238	424/226
Completion Pct.	52.0	53.3
Had Intercepted	23	26
Punts/Average	83/38.9	65/37.0
Net Punting Avg.	na	na
Penalties/Yards	81/744	96/769
Fumbles/Ball Lost	29/12	30/18
Touchdowns	24	36
Rushing	3	20
Passing	19	13
Returns	2	3

Rushing	No.	Yds	Avg	Lg	TD
Sullivan	173	632	3.7	28	0
McAlister	103	335	3.3	18	1
Malone	101	325	3.2	18	0
James	43	196	4.6	51	1
Smith	9	85	9.4	36	0
Gabriel	13	70	5.4	39	1
Boryla	8	33	4.1	11	0
Tarver	7	20	2.8	9	0
Carmichael	1	6	6.0	6	0
Young	2	1	0.5	3	0
S.Jones	1	-1	-1.0	-1	0

Eagles	461	1702	3.7	51	3
Opponents	529	2233	4.2	32	20

Receiving	No.	Yds	Avg	Lg	TD
Young	49	659	13.4	47	3
Carmichael	49	639	13.0	62t	7
C.Smith	37	515	13.9	46	6
James	32	267	8.3	47t	1
Sullivan	28	276	9.9	35	0
Malone	20	120	6.0	15	0
McAlister	17	134	7.8	39t	2
Tarver	5	14	2.8	8	0
Krepfle	1	16	16.0	16	0

Eagles	238	2640	11.1	62t	19
Opponents	226	2658	11.8	66t	13

INTs	No.	Yds	Avg	Lg	TD
Bradley	5	56	11.2	20	0
Outlaw	5	23	4.6	23	0
LeMaster	4	133	33.3	89t	1
Parker	4	15	3.8	11	0
Lavender	3	59	19.7	36t	1
Bergey	3	48	16.0	20	0
Bunting	1	6	6.0	6	0
Logan	1	4	4.0	4	0

Eagles	26	344	13.2	89t	2
Opponents	23	411	17.9	76t	2

Punting	No	Yds	Avg	Net	TB	Lg	B
S.Jones	68	2742	40.3	na	na	64	0
Kersey	15	489	32.6	na	na	50	0

Eagles	83	3231	38.9	na	na	64	0
Opponents	65	2406	37.0	na	na	54	0

Punt Returns	Ret	FC	Yds	Avg	Lg	TD
Marshall	23	2	235	10.2	39	0
Morgan	8	0	60	7.5	13	0
Bradley	4	3	4	1.0	6	0

Eagles	35	5	299	8.5	39	0
Opponents	58	6	530	9.1	51	1

Score By Periods	Q1	Q2	Q3	Q4	OT	Pts
Eagles	52	66	33	74	0	225
Opponents	43	108	50	101	0	302

Scoring	TD	Ru	Pa	Rt	PAT	FG	2Pt	Pts
Muhlmann	0	0	0	0	21-24	20-29	0	81
Carmichael	7	0	7	0			0	42
C.Smith	6	0	6	0			0	36
McAlister	3	1	2	0			0	18
Young	3	0	3	0			0	18
James	2	1	1	0			0	12
Gabriel	1	1	0	0			0	6
Lavender	1	0	0	1			0	6
LeMaster	1	0	0	1			0	6

Eagles	24	3	19	2	21-24	20-29	0	225
Opp.	36	20	13	3	32-36	18-27	0	302

Kickoff Returns	No.	Yds	Avg	Lg	TD
Marshall	22	557	25.3	33	0
James	13	311	23.9	38	0
McAlister	12	278	23.2	42	0
Morgan	7	170	24.3	33	0
Sullivan	3	42	14.0	23	0
Opperman	1	15	15.0	15	0
Sisemore	1	15	15.0	15	0

Eagles	59	1388	23.5	42	0
Opponents	51	1149	22.5	50	0

Sacks: Eagles 17.0, Opponents 30.0

Pro Bowl Selections: QB Mike Boryla, TE Charles Young

USUAL STARTERS

WR	Harold Carmichael	LDE	Will Wynn
LT	Stan Walters	LDT	Rich Glover
LG	John Niland	RDT	Bill Dunstan
C	Guy Morriss	RDE	Blenda Gay (8)
RG	Bill Lueck		Joe Jones (5)
RT	Jerry Sisemore	LLB	Frank LeMaster
TE	Charles Young	MLB	Bill Bergey
WR	Charles Smith	RLB	John Bunting
QB	Roman Gabriel (9)	LCB	John Outlaw
	Mike Boryla (5)	RCB	Joe Lavender
RB	Tom Sullivan	LS	Randy Logan
RB	Art Malone	RS	Bill Bradley

Passing	Att	Cmp	Yds	Cmp%	Yds/Att	TD	TD%	Int	Int%	Lg	Sk/Lost	Rat
Gabriel	292	151	1644	51.7	5.63	13	4.5	11	3.8	62t	18/131	67.8
Boryla	166	87	996	52.4	6.00	6	3.6	12	7.2	46	12/69	52.7
Eagles	458	238	2640	52.0	5.76	19	4.1	23	5.0	62t	30/200	62.3
Opponents	424	226	2658	53.3	6.27	13	3.1	26	6.1	66t	17/120	57.3

1976 Eagles Statistics



Record: 4-10, 4th in NFC East Head Coach: Dick Vermeil

S-12	L	7-27	at Dallas	55,530
S-19	W	20-7	NY Giants	60,643
S-27	L	17-20	ot Washington	60,131
O-03	W	14-13	at Atlanta	45,535
O-10	L	14-33	St. Louis	44,933
O-17	L	13-28	at Green Bay	55,398
O-24	L	12-31	Minnesota	56,233
O-31	W	10-0	at NY Giants	68,690
N-07	L	14-17	at St. Louis	60,760
N-14	L	3-24	at Cleveland	62,120
N-21	L	7-26	Oakland	62,133
N-28	L	0-24	at Washington	54,292
D-05	L	7-26	Dallas	55,072
D-12	W	27-10	Seattle	37,949

TEAM STATS	EAGLES	OPP
Total First Downs	220	262
Rushing	109	113
Passing	91	129
Penalty	20	20
3rd Down: Made/Att	71/220	95/227
3rd Down Pct.	32.3	41.9
4th Down: Made/Att	na	na
4th Down Pct.	na	na
Possession Avg.	na	na
Total Net Yards	3572	4600
Avg. Per Game	255.1	328.6
Total Plays	915	954
Avg. Per Play	3.9	4.8
Net Yards Rushing	2080	2050
Avg. Per Game	148.6	146.4
Total Rushes	505	532
Net Yards Passing	1492	2550
Avg. Per Game	106.6	182.1
Sacked/Yards Lost	43/352	19/138
Gross Yards	1844	2688
Att./Completions	369/182	404/237
Completion Pct.	49.3	58.7
Had Intercepted	18	9
Punts/Average	97/35.5	86/37.9
Net Punting Avg.	29.9	31.1
Penalties/Yards	91/722	105/927
Fumbles/Ball Lost	33/14	31/15
Touchdowns	19	35
Rushing	8	16
Passing	11	17
Returns	0	2

Passing	Att	Cmp	Yds	Cmp%	Yds/Att	TD	TD%	Int	Int%	Lg	Sk/Lost	Rat
Boryla	246	123	1247	50.0	5.07	9	3.7	14	5.7	48	29/235	53.3
Gabriel	92	46	476	50.0	5.17	2	2.2	2	2.2	34	13/111	63.5
Walton	28	12	125	42.9	4.46	0	0.0	2	7.1	33	1/6	26.6
Carmichael	2	0	0	0.0	0.00	0	0.0	0	0.0	0	0/0	39.6
Jones	1	1	-4	100.0	-4.00	0	0.0	0	0.0	0	0/0	79.2
Eagles	369	182	1844	49.3	5.00	11	3.0	18	4.9	48	43/352	53.6
Opponents	404	237	2688	58.7	6.65	17	4.2	9	2.2	69	19/138	83.4

Rushing	No.	Yds	Avg	Lg	TD
Hogan	123	561	4.6	32	0
Sullivan	99	399	4.0	26	2
Hampton	71	267	3.8	59	1
McAlister	68	265	3.9	20	0
Lusk	61	254	4.2	22	0
Boryla	29	166	5.7	22	2
Olds	36	120	3.3	8	1
C.Smith	9	25	2.8	14	1
Malone	2	14	7.0	15	1
Young	1	6	6.0	6	0
Gabriel	14	2	0.1	5	0
Walton	2	1	0.5	1	0
Eagles	515	2080	4.1	59	8
Opponents	532	2050	3.8	46	16

Receiving	No.	Yds	Avg	Lg	TD
Carmichael	42	503	12.0	24	5
Young	30	374	12.5	29	0
C.Smith	27	412	15.3	48t	4
Hogan	15	89	6.0	12	0
Sullivan	14	116	8.3	21	1
Lusk	13	119	9.2	42	0
McAlister	12	72	6.0	25	0
Hampton	12	57	4.8	19	0
Olds	9	29	3.2	14	0
Krepfle	6	80	13.3	17	1
Malone	1	-3	-3.0	-3	0
LeMaster	1	-4	-4.0	-4	0
Eagles	182	1794	10.1	48t	11
Opponents	237	2688	11.3	69	17

INTs	No.	Yds	Avg	Lg	TD
Bradley	2	63	31.5	52	0
Bergey	2	48	24.0	37	0
Outlaw	2	19	9.5	19	0
Logan	1	38	38.0	38	0
Ehlers	1	27	27.0	27	0
Clark	1	0	0.0	0	0
Eagles	9	195	21.7	52	0
Opponents	18	189	10.5	37	1

Punting	No	Yds	Avg	Net	TB	Lg	B
Jones	94	3445	36.6	29.9	na	57	3
Eagles	97	3445	35.5	29.9	na	57	3
Opponents	86	3260	37.9	31.1	na	58	na

Score By Periods	Q1	Q2	Q3	Q4	OT	Pts
Eagles	34	53	23	55	0	165
Opponents	41	100	69	73	3	286

Scoring	TD	Ru	Pa	Rt	PAT	FG	2Pt	Pts
Muhlmann	0	0	0	0	18-19	11-16	0	51
Carmichael	5	0	5	0			0	30
C.Smith	5	1	4	0			0	30
Sullivan	3	2	1	0			0	18
Boryla	2	2	0	0			0	12
Hampton	1	1	0	0			0	6
Krepfle	1	0	1	0			0	6
Malone	1	1	0	0			0	6
Olds	1	1	0	0			0	6
Eagles	19	8	11	0	18-19	11-16	0	165
Opp.	35	16	17	2	33-35	13-23	2	286

Kickoff Returns	No.	Yds	Avg	Lg	TD
Marshall	30	651	21.7	41	0
McAlister	9	172	19.1	28	0
Lusk	7	155	22.1	27	0
Sullivan	5	108	21.6	26	0
Hampton	3	46	15.3	23	0
Olds	1	11	11.0	11	0
Ehlers	1	8	8.0	8	0
C.Smith	1	3	3.0	3	0
Bleamer	1	0	0.0	0	0
Eagles	58	1154	19.8	41	0
Opponents	44	902	20.5	53	0

Punt Returns	Ret	FC	Yds	Avg	Lg	TD
Marshall	27	9	290	10.7	29	0
Bradley	9	5	64	7.1	23	0
Clark	4	0	57	14.3	24	0
Burke	1	0	14	14.0	14	0
Eagles	41	14	425	10.4	29	0
Opponents	53	10	405	7.6	55	0

Sacks: Eagles 19.0, Opponents 43.0

Pro Bowl Selections: LB Bill Bergey

USUAL STARTERS	
WR	Harold Carmichael
LT	Stan Walters
LG	Wade Key
C	Guy Morriss
RG	Jerry Sisemore
RT	Ed George
TE	Charles Young
WR	Charles Smith
QB	Mike Boryla
RB	Tom Sullivan
RB	Mike Hogan
LDE	Blenda Gay
LDT	Manny Sistrunk
RDT	Carl Hairston(8)
	Pete Lazetich(5)
RDE	Will Wynn
LLB	Frank LeMaster
MLB	Bill Bergey
RLB	John Bunting
LCB	John Outlaw
RCB	Al Clark
LS	Randy Logan
RS	Bill Bradley

1977 Eagles Statistics



Record: 5-9, 4th in NFC East Head Coach: Dick Vermeil

S-18	W	13-3	Tampa Bay	61,549
S-25	L	0-20	at LA Rams	46,031
O-02	L	13-17	at Detroit	57,236
O-09	W	28-10	at NY Giants	48,824
O-16	L	17-21	St. Louis	60,535
O-23	L	10-16	Dallas	65,507
O-30	L	17-23	at Washington	55,031
N-06	W	28-7	New Orleans	53,482
N-13	L	14-17	Washington	60,702
N-20	L	16-21	at St. Louis	48,768
N-27	L	6-14	at New England	57,893
D-04	L	14-24	at Dallas	60,289
D-11	W	17-14	NY Giants	47,731
D-18	W	27-0	NY Jets	19,241

TEAM STATS

	EAGLES	OPP
Total First Downs	211	216
Rushing	98	95
Passing	100	106
Penalty	13	15
3rd Down: Made/Att	73/195	85/225
3rd Down Pct.	37.4	37.8
4th Down: Made/Att	na	na
4th Down Pct.	na	na
Possession Avg.	na	na
Total Net Yards	3575	3793
Avg. Per Game	255.4	270.9
Total Plays	880	925
Avg. Per Play	4.1	4.1
Net Yards Rushing	1719	1917
Avg. Per Game	122.7	136.9
Total Rushes	484	520
Net Yards Passing	1856	1876
Avg. Per Game	132.5	134.0
Sacked/Yards Lost	47/342	47/316
Gross Yards	2198	2192
Att./Completions	349/167	358/183
Completion Pct.	47.9	51.1
Had Intercepted	21	21
Punts/Average	95/36.5	91/38.7
Net Punting Avg.	32.8	31.0
Penalties/Yards	78/642	85/703
Fumbles/Ball Lost	30/16	26/13
Touchdowns	29	25
Rushing	10	10
Passing	18	14
Returns	1	1

Passing	Att	Cmp	Yds	Cmp%	Yds/Att	TD	TD%	Int	Int%	Lg	Sk/Lost	Rat
Jaworski	346	166	2183	48.0	6.31	18	5.2	21	6.1	55t	47/342	60.4
Gabriel	3	1	15	33.3	5.00	0	0.0	0	0.0	15	0/0	50.7
Eagles	349	167	2198	47.9	6.30	18	5.2	21	6.0	55t	47/342	60.3
Opponents	358	183	2192	51.1	6.12	14	3.9	21	5.9	80t	47/316	58.8

Rushing	No.	Yds	Avg	Lg	TD
Hogan	155	546	3.5	19	0
Sullivan	125	363	2.9	14	0
Betterson	62	233	3.8	17t	1
Lusk	52	229	4.4	70t	2
Montgomery	45	183	4.1	27t	2
Jaworski	40	124	3.1	44	5
LeMaster	1	30	30.0	30	0
Smith	2	13	6.5	8	0
Franklin	1	0	0.0	0	0
Henry	1	-2	-2.0	-2	0

Eagles	484	1719	3.6	70t	10
Opponents	520	1917	3.7	84t	10

Receiving	No.	Yds	Avg	Lg	TD
Carmichael	46	665	14.5	50t	7
Smith	33	464	14.1	32	4
Krepfle	27	530	19.6	55t	3
Sullivan	26	223	8.6	30	2
Hogan	19	118	6.2	51t	1
Lusk	5	102	20.4	36t	1
Betterson	4	41	10.3	15	0
Montgomery	3	18	6.0	8	0
Henry	2	16	8.0	14	0
Papale	1	15	15.0	15	0
Osborne	1	6	6.0	6	0

Eagles	167	2198	13.2	55t	18
Opponents	183	2192	11.9	80t	14

INTs	No.	Yds	Avg	Lg	TD
Sanders	6	122	20.3	45	0
Edwards	6	9	1.5	6	0
Logan	5	124	24.8	45	0
Outlaw	2	41	20.5	38	0
Bergey	2	4	2.0	4	0

Eagles	21	300	14.3	45	0
Opponents	21	256	12.1	41	0

Punting	No	Yds	Avg	Net	TB	Lg	B
Jones	93	3463	37.2	32.8	na	68	2

Eagles	95	3463	36.5	32.8	na	68	2
Opponents	91	3523	38.7	31.0	na	56	na

Punt Returns	Ret	FC	Yds	Avg	Lg	TD
Marshall	46	5	489	10.6	48	0
Henry	2	0	25	12.5	22	0
Mitchell	2	0	4	2.0	4	0

Eagles	50	5	518	10.4	48	0
Opponents	45	14	244	5.4	18	0

Score By Periods	Q1	Q2	Q3	Q4	OT	Pts
Eagles	34	81	40	65	0	220
Opponents	42	64	43	58	0	207

Scoring	TD	Ru	Pa	Rt	PAT	FG	2Pt	Pts
Carmichael	7	0	7	0			0	42
Jaworski	5	5	0	0			0	30
Muhlmann	0	0	0	0	17-19	3-8	0	26
Smith	4	0	4	0			0	24
Krepfle	3	0	3	0			0	18
Lusk	3	2	1	0			0	18
Montgomery	3	2	0	1			0	18
Mike-Mayer	0	0	0	0	7-7	3-3	0	16
Sullivan	2	0	2	0			0	12
Betterson	1	1	0	0			0	6
Hogan	1	0	1	0			0	6
Johansson	0	0	0	0	1-3	1-4	0	4

Eagles	29	10	18	1	25-29	7-15	0	220
Opp.	25	10	14	1	24-25	11-26	0	207

Kickoff Returns	No.	Yds	Avg	Lg	TD
Montgomery	23	619	26.9	99t	1
Marshall	20	455	22.8	44	0
Lusk	1	23	23.0	23	0
Betterson	1	13	13.0	13	0

Eagles	45	1110	24.7	99t	1
Opponents	47	940	20.0	43	0

Sacks: Eagles 47.0, Opponents 47.0

Pro Bowl Selections: LB Bill Bergey

USUAL STARTERS

WR	Harold Carmichael	LDE	Manny Sistrunk
LT	Stan Walters	NT	Charlie Johnson
LG	Wade Key	RDE	Carl Hairston
C	Guy Morriss	LLB	John Bunting
RG	Jerry Sisemore	ILB	Bill Bergey
RT	Ed George	ILB	Frank LeMaster
TE	Keith Krepfle	RLB	Drew Mahalic
WR	Charles Smith	LCB	John Outlaw
QB	Ron Jaworski	RCB	Herman Edwards
RB	Tom Sullivan	SS	Randy Logan
RB	Mike Hogan	FS	John Sanders

1978 Eagles Statistics



Record: 9-7, 2nd in NFC East
Head Coach: Dick Vermeil

S-03	L	14-16	LA Rams	64,721
S-10	L	30-35	at Washington	54,380
S-17	W	24-17	at New Orleans	49,242
S-24	W	17-3	Miami	62,998
O-01	W	17-14	at Baltimore	47,639
O-08	L	14-24	at New England	61,016
O-15	W	17-10	Washington	65,722
O-22	L	7-14	at Dallas	60,525
O-29	L	10-16	St. Louis	62,989
N-05	W	10-3	Green Bay	64,214
N-12	W	17-9	NY Jets	60,249
N-19	W	19-17	at NY Giants	70,318
N-26	W	14-10	at St. Louis	39,693
D-03	L	27-28	at Minnesota	38,722
D-10	L	13-31	Dallas	64,667
D-17	W	20-3	NY Giants	56,396
NFC WILD CARD				
D-24	L	13-14	at Atlanta	49,447

TEAM STATS	EAGLES	OPP
Total First Downs	271	248
Rushing	143	92
Passing	112	136
Penalty	16	20
3rd Down: Made/Att	93/240	88/227
3rd Down Pct.	38.8	38.8
4th Down: Made/Att	na	na
4th Down Pct.	na	na
Possession Avg.	na	na
Total Net Yards	4653	4635
Avg. Per Game	290.8	289.7
Total Plays	1029	1000
Avg. Per Play	4.5	4.6
Net Yards Rushing	2456	1862
Avg. Per Game	153.5	116.4
Total Rushes	587	504
Net Yards Passing	2197	2773
Avg. Per Game	137.3	173.3
Sacked/Yards Lost	41/288	29/213
Gross Yards	2485	2986
Att./Completions	401/207	448/228
Completion Pct.	51.6	50.9
Had Intercepted	16	28
Punts/Average	92/36.8	83/39.1
Net Punting Avg.	30.8	31.7
Penalties/Yards	91/800	102/874
Fumbles/Ball Lost	37/22	40/22
Touchdowns	36	30
Rushing	16	11
Passing	16	17
Returns	4	2

Passing	Att	Cmp	Yds	Cmp%	Yds/Att	TD	TD%	Int	Int%	Lg	Sk/Lost	Rat
Jaworski	398	206	2487	51.8	6.25	16	4.0	16	2.5	56t	41/288	67.9
Egles 1-1, -2 yards; Sciarra 0-1; Walton 0-1												
Eagles	401	207	2485	51.6	6.20	16	4.0	16	4.0	56t	41/288	67.6
Opponents	448	228	2986	50.9	6.67	17	3.8	28	6.3	58t	29/213	58.9

Rushing	No.	Yds	Avg	Lg	TD
Montgomery	259	1220	4.7	47	9
Hogan	145	607	4.2	33	4
Campfield	61	247	4.1	50	0
Franklin	60	167	2.8	9	0
Jaworski	30	79	2.6	15	0
Betterson	11	32	2.9	5	0
LeMaster	2	29	14.5	23	0
Carmichael	1	21	21.0	21	0
Payne	1	17	17.0	17	0
Engles	1	16	16.0	16	0
Sciarra	8	11	1.4	4	2
Giammona	4	6	1.5	3	0
Barnes	1	4	4.0	4t	1
Walton	2	0	0.0	0	0
Michel	1	0	0.0	0	0
Eagles	587	2456	4.2	50	16
Opponents	504	1862	3.7	24	11

Receiving	No.	Yds	Avg	Lg	TD
Carmichael	55	1072	19.5	56t	8
Montgomery	34	195	5.7	23	1
Hogan	31	164	5.3	16	1
Krepfle	26	374	14.4	34t	3
Campfield	15	101	6.7	25	0
Payne	13	238	15.9	50	1
Osborne	13	145	11.2	48	0
Smith	11	142	12.9	27t	2
Franklin	7	46	6.6	15	0
Betterson	2	8	4.0	5	0
Eagles	207	2485	12.0	56t	16
Opponents	228	2986	13.1	58t	17

INTs	No.	Yds	Avg	Lg	TD
Edwards	7	59	8.4	25	0
Sanders	5	43	8.6	24	1
Bergey	4	70	17.5	50	0
LeMaster	3	22	7.3	9t	1
Howard	3	15	5.0	15	0
Logan	2	15	7.5	9	0
Sciarra	1	21	21.0	21	0
Hairston	1	12	12.0	12	0
Bunting	1	9	9.0	9	0
Mahalic	1	5	5.0	5	0
Eagles	28	271	9.7	50	2
Opponents	16	131	8.1	34	0

Punting	No	Yds	Avg	Net	TB	Lg	B
Michel	58	2078	35.8	30.9	na	52	0
Engles	33	1307	39.6	30.6	na	53	1
Eagles	92	3385	36.8	30.8	na	53	1
Opponents	83	3245	39.1	31.7	na	66	na

Score By Periods	Q1	Q2	Q3	Q4	OT	Pts
Eagles	41	84	36	109	0	270
Opponents	81	71	54	44	0	250

Scoring	TD	Ru	Pa	Rt	PAT	FG	2Pt	Pts
Montgomery	10	9	1	0			0	60
Carmichael	8	0	8	0			0	48
Mike-Mayer	0	0	0	0	21-24	8-17	0	45
Hogan	5	4	1	0			0	30
Krepfle	3	0	3	0			0	18
Sciarra	2	2	0	0			0	12
C.Smith	2	0	2	0			0	12
Michel	0	0	0	0	9-12	0-0	0	9
Barnes	1	1	0	0			0	6
Edwards	1	0	0	1			0	6
Henry	1	0	0	1			0	6
LeMaster	1	0	0	1			0	6
Payne	1	0	1	0			0	6
Sanders	1	0	0	1			0	6
Eagles	36	16	16	4	30-36	8-17	0	270
Opp.	30	11	17	2	28-30	14-26	0	250

Punt Returns	Ret	FC	Yds	Avg	Lg	TD
Sciarra	37	9	251	6.8	23	0
Henry	11	1	165	15.0	15t	1
Giammona	0	1	0	0.0	0	0
Eagles	48	11	416	8.7	57t	1
Opponents	47	12	354	7.5	80t	1

Kickoff Returns	No.	Yds	Avg	Lg	TD
Campfield	18	368	20.4	31	0
Giammona	12	245	20.4	31	0
Betterson	7	185	26.4	44	0
Montgomery	6	154	25.7	34	0
Lusk	3	61	20.3	24	0
Henry	3	54	18.0	24	0
Tautolo	3	45	15.0	24	0
Barnes	2	22	11.0	18	0
Sciarra	1	0	0.0	0	0
Eagles	55	1134	20.6	44	0
Opponents	56	1154	20.6	41	0

Sacks: Eagles 29.0, Opponents 41.0

Pro Bowl Selections: LB Bill Bergey, WR Harold Carmichael, RB Wilbert Montgomery, LT Stan Walters

USUAL STARTERS			
WR	Harold Carmichael	LDE	Manny Sistrunk
LT	Stan Walters	NT	Charlie Johnson
LG	Wade Key	RDE	Carl Hairston
C	Guy Morriss	LLB	Reggie Wilkes
RG	Woody Peoples	ILB	Bill Bergey
RT	Jerry Sisemore	ILB	Frank LeMaster
TE	Keith Krepfle	RLB	Drew Mahalic
WR	Ken Payne (9)	LCB	John Outlaw (8)
	Charles Smith (6)		Bob Howard (6)
QB	Ron Jaworski	RCB	Herman Edwards
RB	Wilbert Montgomery	SS	Randy Logan
RB	Mike Hogan	FS	John Sanders

1979 Eagles Statistics



Record: 11-5, 2nd in NFC East Head Coach: Dick Vermeil

S-02	W	23-17	NY Giants	67,366
S-10	L	10-14	Atlanta	66,935
S-16	W	26-14	at New Orleans	54,212
S-23	W	17-13	at NY Giants	74,265
S-30	W	17-14	Pittsburgh	70,352
O-07	W	28-17	Washington	69,142
O-14	W	24-20	at St. Louis	48,367
O-21	L	7-17	at Washington	54,442
O-28	L	13-37	at Cincinnati	42,036
N-04	L	19-24	Cleveland	69,019
N-12	W	31-21	at Dallas	62,417
N-18	W	16-13	St. Louis	70,235
N-25	W	21-10	at Green Bay	50,023
D-02	W	44-7	Detroit	66,128
D-08	L	17-24	Dallas	71,434
D-16	W	26-20	at Houston	49,407
NFC WILD CARD				
D-23	W	27-17	Chicago	69,397
NFC DIVISIONAL PLAYOFF				
D-29	L	17-24	at Tampa Bay	71,402

TEAM STATS	EAGLES	OPP
Total First Downs	292	273
Rushing	122	128
Passing	150	125
Penalty	20	20
3rd Down: Made/Att	91/225	104/239
3rd Down Pct.	40.4	43.5
4th Down: Made/Att	na	na
4th Down Pct.	na	na
Possession Avg.	na	na
Total Net Yards	5031	4745
Avg. Per Game	314.7	296.6
Total Plays	1011	1019
Avg. Per Play	5.0	4.7
Net Yards Rushing	2421	2271
Avg. Per Game	151.3	141.9
Total Rushes	567	515
Net Yards Passing	2610	2474
Avg. Per Game	163.4	154.6
Sacked/Yards Lost	34/272	45/324
Gross Yards	2882	2798
Att./Completions	410/209	459/243
Completion Pct.	51.0	52.9
Had Intercepted	13	22
Punts/Average	76/38.9	85/39.9
Net Punting Avg.	34.7	33.5
Penalties/Yards	90/689	86/641
Fumbles/Ball Lost	37/16	20/11
Touchdowns	39	34
Rushing	17	16
Passing	21	18
Returns	1	0

Rushing	No.	Yds	Avg	Lg	TD
Montgomery	338	1512	4.5	62t	9
Harris	107	504	4.7	80	2
Campfield	30	165	5.5	40	3
Jaworski	43	119	2.8	21	2
Barnes	25	74	3.0	21	1
Giammona	15	38	2.5	9	0
LeMaster	1	15	15.0	15	0
Carmichael	1	0	0.0	0	0
Carr	1	-1	-1.0	-1	0
Walton	6	-5	-0.8	2	0

Eagles	567	2421	4.3	80	17
Opponents	515	2271	4.4	75	16

Receiving	No.	Yds	Avg	Lg	TD
Carmichael	52	872	16.8	50	11
Krepfle	41	760	18.5	45	3
Montgomery	41	494	12.0	53t	5
Smith	24	399	16.6	39	1
Harris	22	107	4.9	15	0
Campfield	16	115	7.2	17	0
Fitzkee	8	105	13.1	19	1
Spagnola	2	24	12.0	14	0
Barnes	1	6	6.0	6	0
Carr	1	2	2.0	2	0
McRae	1	-2	-2.0	-2	0

Eagles	209	2882	13.8	53t	21
Opponents	243	2798	11.5	78t	18

INTs	No.	Yds	Avg	Lg	TD
Wilson	4	70	17.5	50	0
Logan	3	57	19.0	35	0
Howard	3	34	11.3	34	0
Edwards	3	6	2.0	6	0
Sciarra	2	45	22.5	34	0
Chesley	2	39	19.5	25	0
Bunting	2	13	6.5	13	0
Wilkes	2	0	0.0	0	0
Bergey	1	0	0.0	0	0

Eagles	22	264	12.0	50	0
Opponents	13	132	10.2	23	0

Punting	No	Yds	Avg	Net	TB	Lg	B
Runager	74	2927	39.6	34.8	na	57	1
Franklin	1	32	32.0	32.0	na	32	0
Eagles	76	2959	38.9	34.7	na	57	1
Opponents	85	3392	39.9	33.5	na	62	na

Punt Returns	Ret	FC	Yds	Avg	Lg	TD
Henry	35	7	320	9.1	34	0
Sciarra	16	0	182	11.4	38	0
Giammona	5	0	42	8.4	14	0
Blackmore	1	1	0	0.0	0	0
Eagles	57	8	544	9.5	38	0
Opponents	34	10	200	5.9	24	0

Passing	Att	Cmp	Yds	Cmp%	Yds/Att	TD	TD%	Int	Int%	Lg	Sk/Lost	Rat
Jaworski	374	190	2669	50.8	7.14	18	4.8	12	3.2	53t	na	76.8
Walton	36	19	213	52.8	5.92	3	8.3	1	2.8	31	na	86.9
Eagles	410	209	2882	51.0	7.03	21	5.1	13	3.2	53t	34/272	77.7
Opponents	459	243	2798	52.9	6.10	18	3.9	23	5.0	78	45/324	63.8

Score By Periods	Q1	Q2	Q3	Q4	OT	Pts
Eagles	58	122	86	73	0	339
Opponents	53	67	52	110	0	282

Scoring	TD	Ru	Pa	Rt	PAT	FG	2Pt	Pts
Franklin	0	0	0	0	36-39	23-31	0	105
Montgomery	14	9	5	0			0	84
Carmichael	11	0	11	0			0	66
Campfield	3	3	0	1			0	24
Krepfle	3	0	3	0			0	18
Harris	2	2	0	0			0	12
Jaworski	2	2	0	0			0	12
Barnes	1	1	0	0			0	6
Fitzkee	1	0	1	0			0	6
Smith	1	0	1	0			0	6

Eagles	39	17	21	1	36-39	23-31	0	339
Opp.	34	16	18	0	33-34	15-23	0	282

Kickoff Returns	No.	Yds	Avg	Lg	TD
Henry	28	668	23.9	53	0
Giammona	15	294	19.6	31	0
Campfield	7	251	35.9	92t	1
Wilson	2	0	0.0	0	0
Barnes	1	23	23.0	23	0
Latimer	1	18	18.0	18	0
Montgomery	1	6	6.0	6	0
Smith	1	1	1.0	1	0
Eagles	56	1261	22.5	92t	1
Opponents	69	1267	18.4	38	0

Sacks: Eagles 45.0, Opponents 34.0

Pro Bowl Selections: WR Harold Carmichael, KR Wally Henry, NT Charlie Johnson, SS Randy Logan, RB Wilbert Montgomery, RT Jerry Sisemore, LT Stan Walters

USUAL STARTERS

WR	Harold Carmichael	LDE	Claude Humphrey
LT	Stan Walters	NT	Charlie Johnson
LG	Wade Key	RDE	Carl Hairston
C	Guy Morriss	LLB	John Bunting
RG	Woody Peoples	ILB	Terry Tautolo (8)
RT	Jerry Sisemore		Jerry Robinson (5)
TE	Keith Krepfle	ILB	Frank LeMaster
WR	Charles Smith	RLB	Reggie Wilkes
QB	Ron Jaworski	LCB	Bob Howard
RB	Wilbert Montgomery	RCB	Herman Edwards
RB	Leroy Harris	SS	Randy Logan
		FS	Brenard Wilson

1980 Eagles Statistics



Record: 12-4, 1st in NFC East
Head Coach: Dick Vermeil

S-07	W	27-6	Denver	70,307
S-14	W	42-7	at Minnesota	46,460
S-22	W	35-3	NY Giants	70,767
S-28	L	14-24	at St. Louis	49,079
O-05	W	24-14	Washington	69,044
O-12	W	31-16	at NY Giants	71,051
O-19	W	17-10	Dallas	70,696
O-26	W	17-14	Chicago	68,752
N-02	W	27-20	at Seattle	61,046
N-09	W	34-21	at New Orleans	44,340
N-16	W	24-0	at Washington	51,897
N-23	W	10-7	Oakland	68,585
N-30	L	21-22	at San Diego	51,760
D-07	L	17-20	Atlanta	70,205
D-14	W	17-3	St. Louis	68,969
D-21	L	27-35	at Dallas	62,548
NFC DIVISIONAL PLAYOFF				
J-03	W	31-16	Minnesota	68,434
NFC CHAMPIONSHIP GAME				
J-11	W	20-7	Dallas	70,696
SUPER BOWL XV (at New Orleans)				
J-25	L	10-27	Oakland	75,500

TEAM STATS		EAGLES	OPP
Total First Downs		326	270
Rushing		118	87
Passing		186	157
Penalty		22	26
3rd Down: Made/Att	89/217		84/245
3rd Down Pct.	41.0		34.3
4th Down: Made/Att	na	na	na
4th Down Pct.	na	na	na
Possession Avg.	na	na	na
Total Net Yards	5519	4428	
Avg. Per Game	344.9	276.8	
Total Plays	1037	1032	
Avg. Per Play	5.3	4.3	
Net Yards Rushing	1995	1603	
Avg. Per Game	124.7	100.1	
Total Rushes	528	445	
Net Yards Passing	3524	2825	
Avg. Per Game	220.3	176.6	
Sacked/Yards Lost	33/247	44/355	
Gross Yards	3771	3180	
Att./Completions	477/275	543/265	
Completion Pct.	57.7	48.8	
Had Intercepted	12	25	
Punts/Average	76/38.8	89/41.3	
Net Punting Avg.	33.7	33.2	
Penalties/Yards	96/809	87/749	
Fumbles/Ball Lost	29/16	28/11	
Touchdowns	48	26	
Rushing	19	8	
Passing	28	16	
Returns	1	2	

Rushing	No.	Yds	Avg	Lg	TD							
Montgomery	193	778	4.0	72t	8							
Giammona	98	361	3.7	44	4							
L.Harris	104	330	3.2	22	3							
Harrington	32	166	5.2	19t	2							
Campfield	44	120	2.7	19	1							
Jaworski	27	95	3.5	19	1							
Hogan	12	44	3.7	12	1							
C.Smith	5	33	6.6	16	0							
LeMaster	2	21	10.5	11	0							
Fitzkee	1	15	15.0	15	0							
Sciarrra	3	11	3.7	9	0							
Dixon	2	8	0.3	0	0							
Culbreath	1	3	0.3	3	0							
Pisarcik	3	-3	-1.0	-3	0							
Eagles	528	1995	3.8	72t	20							
Opponents	445	1603	3.6	37t	8							
Receiving	No.	Yds	Avg	Lg	TD							
Montgomery	50	407	8.1	46	2							
Carmichael	48	815	17.0	56t	9							
C.Smith	47	825	17.6	31	3							
Krepfle	30	450	15.0	27	4							
Campfield	26	275	10.6	50	2							
Spagnola	18	193	10.7	20	3							
Giammona	17	178	10.4	30	1							
L.Harris	15	207	13.8	51	1							
Parker	9	148	16.4	30	1							
Fitzkee	6	169	28.2	45t	2							
Henry	4	68	17.0	20	0							
Harrington	3	24	8.0	17	0							
Gilbert 1-7; Dixon 1-5												
Eagles	275	3771	13.7	56t	28							
Opponents	265	3180	12.0	86t	16							
INTs	No.	Yds	Avg	Lg	TD							
Wilson	6	79	13.2	41	0							
Young	4	27	6.8	26	0							
Edwards	3	12	4.0	9	0							
Johnson	3	9	3.0	9	0							
Robinson	2	13	6.5	13	0							
Blackmore	2	0	0.0	0	0							
Logan 1-16; Bergey 1-7; LeMaster 1-7; Hairston 1-0; Wilkes 1-0												
Eagles	25	170	6.9	41	0							
Opponents	12	220	18.3	70t	1							
Punting	No	Yds	Avg	Net	TB	Lg	B					
Runager	75	2947	39.3	33.7	na	58	1					
Eagles	76	2947	38.8	33.7	na	58	1					
Opponents	89	3673	41.3	33.2	na	62	na					
Score By Periods	Q1	Q2	Q3	Q4	OT	Pts						
Eagles	56	102	96	130	0	384						
Opponents	63	60	55	44	0	222						
Passing	Att	Cmp	Yds	Cmp%	Yds/Att	TD	TD%	Int	Int%	Lg	Sk/Lost	Rat
Jaworski	451	257	3529	57.0	7.82	27	6.0	12	2.7	56t	na	91.0
Pisarcik	22	15	187	68.2	8.50	0	0.0	0	0.0	46	na	94.3
Giammona	3	3	55	100.0	18.33	1	33.3	0	0.0	27	na	158.3
Montgomery	1	0	0	0.0	0.00	0	0.0	0	0.0	0	na	39.6
Eagles	477	275	3771	57.7	7.91	28	5.9	12	2.5	56t	33/247	92.1
Opponents	543	265	3180	48.8	5.86	16	2.9	25	4.6	86t	44/355	57.8

Scoring	TD	Ru	Pa	Rt	PAT	FG	2Pt	Pts
Franklin	0	0	0	0	48-48	16-31	0	96
Montgomery	10	8	2	0			0	60
Carmichael	9	0	9	0			0	54
Giammona	5	4	1	0			0	30
L.Harris	4	3	1	0			0	24
Krepfle	4	0	4	0			0	24
Campfield	3	1	2	0			0	18
C.Smith	3	0	3	0			0	18
Spagnola	3	0	3	0			0	18
Fitzkee	2	0	2	0			0	12
Harrington	1	1	0	0			0	6
Hogan	1	1	0	0			0	6
Jaworski	1	1	0	0			0	6
Parker	1	0	1	0			0	6
Robinson	1	0	0	1			0	6

Eagles	48	19	28	1	48-48	16-31	0	384
Opp.	26	8	16	2	24-26	14-26	0	222

Kickoff Returns	No.	Yds	Avg	Lg	TD
Campfield	26	540	20.8	33	0
Henry	7	154	22.0	39	0
Giammona	7	82	11.7	16	0
Harrington	6	104	17.3	30	0
Dixon	2	30	15.0	15	0
Montgomery 1-23; Blue 1-16; R. Baker 1-6; Clarke 1-0; Spagnola 1-0					

Eagles	53	955	18.0	39	0
Opponents	69	1307	18.9	41	0

Punt Returns	Ret	FC	Yds	Avg	Lg	TD
Sciarrra	36	1	330	9.2	32	0
Henry	26	1	222	8.5	30	0
Giammona	1	0	8	8.0	8	0
Eagles	63	2	560	8.9	32	0
Opponents	35	9	224	6.4	21	0

Sacks: Eagles 44.0, Opponents 33.0

Pro Bowl Selections: WR Harold Carmichael, QB Ron Jaworski, NT Charlie Johnson, SS Randy Logan

USUAL STARTERS			
WR	Harold Carmichael	LDE	Dennis Harrison
LT	Stan Walters	NT	Charlie Johnson
LG	Pete Perot	RDE	Carl Hairston
C	Guy Morriss	LLB	John Bunting
RG	Woody Peoples	ILB	Bill Bergey
RT	Jerry Sisemore	ILB	Frank LeMaster
TE	Keith Krepfle	RLB	Jerry Robinson
WR	Charles Smith	LCB	Roynell Young
QB	Ron Jaworski	RCB	Herman Edwards
RB	Wilbert Montgomery	SS	Randy Logan
RB	Leroy Harris	FS	Brenard Wilson

Passing	Att	Cmp	Yds	Cmp%	Yds/Att	TD	TD%	Int	Int%	Lg	Sk/Lost	Rat
Jaworski	451	257	3529	57.0	7.82	27	6.0	12	2.7	56t	na	91.0
Pisarcik	22	15	187	68.2	8.50	0	0.0	0	0.0	46	na	94.3
Giammona	3	3	55	100.0	18.33	1	33.3	0	0.0	27	na	158.3
Montgomery	1	0	0	0.0	0.00	0	0.0	0	0.0	0	na	39.6
Eagles	477	275	3771	57.7	7.91	28	5.9	12	2.5	56t	33/247	92.1
Opponents	543	265	3180	48.8	5.86	16	2.9	25	4.6	86t	44/355	57.8

1981 Eagles Statistics



Record: 10-6, 2nd in NFC East

Head Coach: Dick Vermeil

S-06	W	24-10	at NY Giants	72,459
S-13	W	13-3	New England	71,089
S-17	W	20-14	at Buffalo	78,331
S-27	W	36-13	Washington	70,664
O-05	W	16-13	Atlanta	71,488
O-11	W	31-14	at New Orleans	52,728
O-18	L	23-35	at Minnesota	45,459
O-25	W	20-10	Tampa Bay	70,714
N-01	L	14-17	Dallas	72,111
N-08	W	52-10	at St. Louis	48,421
N-15	W	38-13	Baltimore	68,613
N-22	L	10-20	NY Giants	66,327
N-30	L	10-13	at Miami	67,797
D-06	L	13-15	at Washington	52,206
D-13	L	10-21	at Dallas	64,955
D-20	W	38-0	St. Louis	56,636
NFC WILD CARD				
D-27	L	21-27	NY Giants	71,611

TEAM STATS

	EAGLES	OPP
Total First Downs	332	266
Rushing	157	102
Passing	150	137
Penalty	25	27
3rd Down: Made/Att	95/214	101/236
3rd Down Pct.	44.4	42.9
4th Down: Made/Att	na	na
4th Down Pct.	na	na
Possession Avg.	na	na
Total Net Yards	5553	4447
Avg. Per Game	347.1	277.9
Total Plays	1058	1023
Avg. Per Play	5.2	4.3
Net Yards Rushing	2509	1751
Avg. Per Game	156.8	109.4
Total Rushes	559	476
Net Yards Passing	3044	2696
Avg. Per Game	190.3	168.5
Sacked/Yards Lost	22/205	40/354
Gross Yards	3249	3050
Att./Completions	476/258	507/248
Completion Pct.	54.2	48.9
Had Intercepted	22	26
Punts/Average	64/40.3	76/40.7
Net Punting Avg.	34.6	33.8
Penalties/Yards	113/855	90/798
Fumbles/Ball Lost	33/17	40/21
Touchdowns	44	26
Rushing	17	11
Passing	25	12
Returns	2	3

Passing	Att	Cmp	Yds	Cmp%	Yds/Att	TD	TD%	Int	Int%	Lg	Sk/Lost	Rat
Jaworski	461	250	3095	54.2	6.71	23	5.0	20	4.3	85t	na	73.8
Pisarcik	15	8	154	53.3	10.27	2	13.3	2	13.3	44t	na	89.3
Eagles	476	258	3249	54.2	6.83	25	5.3	22	4.6	85t	22/205	73.9
Opponents	507	248	3050	48.9	6.02	12	2.4	26	5.1	50t	40/354	54.4

Rushing	No.	Yds	Avg	Lg	TD
Montgomery	286	1402	4.9	41	8
Oliver	74	329	4.4	39	1
Harrington	34	140	4.1	16	2
Murray	23	134	5.8	20	0
Jaworski	22	128	5.8	26	0
Russell	41	123	3.0	17	4
Campfield	31	115	3.7	13	1
Giammona	33	98	3.0	9	1
Atkins	1	21	21.0	21	0
LeMaster	1	7	7.0	7	0
R.Smith	1	7	7.0	7	0
C.Smith	2	5	2.5	5	0
Carmichael	1	1	1.0	1	0
Pisarcik	7	1	0.1	10	0
Sciarra	1	0	0.0	0	0
Henry	1	-2	-2.0	-2	0
Eagles	559	2509	4.5	41	17
Opponents	476	1751	3.7	73	11

Receiving	No.	Yds	Avg	Lg	TD
Carmichael	61	1028	16.9	85t	6
Montgomery	49	521	10.6	35t	2
C.Smith	38	564	14.8	32	4
Campfield	36	326	9.1	29t	3
Krepfle	20	210	10.5	26	5
Oliver	10	37	3.7	27	0
Henry	9	145	16.1	44t	2
Harrington	9	27	3.0	12	0
Parker	8	168	21.0	55t	2
Spagnola	6	83	13.8	28	0
Giammona	6	54	9.0	19	1
R.Smith	4	84	21.0	42	0
Murray 1-7; Russell 1-(-5)					
Eagles	258	3249	12.6	85t	25
Opponents	248	3050	12.3	50t	12

INTs	No.	Yds	Avg	Lg	TD
Wilson	5	74	14.8	26	0
Young	4	35	8.8	33	0
Edwards	3	1	0.3	1	0
Chesley	2	66	33.0	35	0
Blackmore	2	43	21.5	25	0
LeMaster	2	28	14.0	22	0
Wilkes	2	18	9.0	11	0
Logan	2	-1	-0.5	-1	0
Robinson 1-3; Johnson 1-0; Phillips 1-0; Sciarra 1-0					
Eagles	26	270	10.4	35	0
Opponents	22	357	16.2	52t	2

Punting	No	Yds	Avg	Net	TB	Lg	B
Runager	63	2567	40.7	34.9	6	64	na
Franklin	1	13	13.0	13.0	0	13	na
Eagles	64	2580	40.3	34.6	6	64	na
Opponents	76	3092	40.7	33.8	na	75	na

Scoring	TD	Ru	Pa	Rt	PAT	FG	2Pt	Pts
Franklin	0	0	0	0	41-43	20-31	0	101
Montgomery	10	8	2	0			0	60
Carmichael	6	0	6	0			0	36
Krepfle	5	0	5	0			0	30
Campfield	4	1	3	0			0	24
Russell	4	4	0	0			0	24
C.Smith	4	0	4	0			0	24
Giammona	2	1	1	0			0	12
Harrington	2	2	0	0			0	12
Henry	2	2	0	0			0	12
Parker	2	0	2	0			0	12
G.Brown	1	0	0	1			0	6
LeMaster	1	0	0	1			0	6
Oliver	1	1	0	0			0	6
Clarke	0	0	0	0			1	2
Wilkes	0	0	0	0	1-1	0-0	0	1
Eagles	44	17	25	2	42-44	20-31	0	368
Opp.	26	11	12	3	23-26	14-28	0	221

Field Goals	1-19	20-29	30-39	40-49	50+
Franklin	0/0	5/5	7/9	7/13	1/4
Eagles	0/0	5/5	7/9	7/13	1/4
Opponents	1/2	5/6	4/6	4/13	0/1

Kickoff Returns	No.	Yds	Avg	Lg	TD
Henry	25	533	21.3	43	0
Campfield	12	223	18.6	32	0
Russell	2	28	14.0	20	0
Giammona 1-19; Atkins 1-15; Murray 1-14; Clarke 1-0					
Eagles	43	832	19.3	43	0
Opponents	60	1304	21.7	57	0

Punt Returns	Ret	FC	Yds	Avg	Lg	TD
Henry	54	8	396	7.3	52	0
Sciarra	4	0	26	6.5	10	0
Eagles	58	8	422	7.3	52	0
Opponents	34	1	246	7.2	21	0

Sacks: Eagles 40.0, Opponents 22.0

Pro Bowl Selections: NT Charlie Johnson, LB Frank LeMaster, LB Jerry Robinson, RT Jerry Sisemore, CB Roynell Young

Score By Periods	Q1	Q2	Q3	Q4	OT	Pts
Eagles	71	125	82	90	0	368
Opponents	42	64	24	91	0	221

Sacks: Eagles 40.0, Opponents 22.0

Pro Bowl Selections: NT Charlie Johnson, LB Frank LeMaster, LB Jerry Robinson, RT Jerry Sisemore, CB Roynell Young

Score By Periods	Q1	Q2	Q3	Q4	OT	Pts
Eagles	71	125	82	90	0	368
Opponents	42	64	24	91	0	221

USUAL STARTERS					
WR	Harold Carmichael	LDE	Dennis Harrison		
LT	Stan Walters	NT	Charlie Johnson		
LG	Steve Kenney	RDE	Carl Hairston		
C	Guy Morriss	LLB	John Bunting (8)		
RG	Ron Baker		Reggie Wilkes (8)		
RT	Jerry Sisemore	ILB	Al Chesley		
TE	Keith Krepfle	ILB	Frank LeMaster		
WR	Charles Smith	RLB	Jerry Robinson		
QB	Ron Jaworski	LCB	Roynell Young		
RB	Wilbert Montgomery	RCB	Herman Edwards		
RB	Hubie Oliver	SS	Randy Logan		
		FS	Brenard Wilson		

1982 Eagles Statistics



Record: 3-6, 13th in NFC Head Coach: Dick Vermeil

S-12	L	34-37	ot	Washington	68,885
S-19	W	24-21	at	Cleveland	78,830
N-21	L	14-18		Cincinnati	65,172
N-28	L	9-13	at	Washington	48,313
D-05	L	20-23		St. Louis	63,622
D-11	L	7-23	at	NY Giants	66,053
D-19	W	35-14		Houston	44,119
D-26	W	24-20	at	Dallas	46,199
J-02	L	24-26		NY Giants	55,797

Note: As a result of a 57-day NFL players' strike, the NFL schedule was reduced from 16 weeks to 9 weeks.

TEAM STATS	EAGLES	OPP
Total First Downs	157	177
Rushing	48	68
Passing	100	100
Penalty	9	9
3rd Down: Made/Att	32/106	61/140
3rd Down Pct.	30.2	43.6
4th Down: Made/Att	7/11	2/4
4th Down Pct.	63.6	50.0
Possession Avg.	na	na
Total Net Yards	2685	2938
Avg. Per Game	298.3	326.4
Total Plays	531	614
Avg. Per Play	5.1	4.8
Net Yards Rushing	828	1031
Avg. Per Game	92.1	114.6
Total Rushes	211	299
Net Yards Passing	1856	1907
Avg. Per Game	206.2	211.9
Sacked/Yards Lost	31/244	30/229
Gross Yards	2100	2136
Att./Completions	288/168	285/168
Completion Pct.	58.3	58.9
Had Intercepted	13	15
Punts/Average	44/40.5	38/36.8
Net Punting Avg.	32.9	33.4
Penalties/Yards	38/253	45/341
Fumbles/Ball Lost	26/10	21/12
Touchdowns	25	19
Rushing	11	5
Passing	12	14
Returns	2	0

Score By Periods	Q1	Q2	Q3	Q4	OT	Pts
Eagles	45	34	36	76	0	191
Opponents	36	76	30	50	3	195

Passing	Att	Cmp	Yds	Cmp%	Yds/Att	TD	TD%	Int	Int%	Lg	Sk/Lost	Rat
Jaworski	286	167	2076	58.4	7.30	12	4.2	12	4.2	57	31/244	77.5
Pisarcik	1	1	24	100.0	24.00	0	0.0	0	0.0	24	0/0	118.8
Giammona	1	0	0	0.0	0.00	0	0.0	1	100.0	0	0/0	0.0
Eagles	288	168	2100	58.3	7.30	12	4.2	13	4.5	57	31/244	76.2
Opponents	285	168	2136	58.9	7.50	14	4.9	15	5.3	78t	30/229	76.9

Rushing	No.	Yds	Avg	Lg	TD
Montgomery	114	515	4.5	90t	7
Harrington	56	231	4.1	37	1
L.Harris	17	39	2.3	14	2
Giammona	11	29	3.6	8	1
Jaworski	10	9	0.9	6	0
Hoover	1	5	5.0	5	0
Campfield	1	2	2.0	2	0
LeMaster	1	-2	-2.0	-2	0
Eagles	211	828	3.9	90t	11
Opponents	299	1031	3.4	32	5

Receiving	No.	Yds	Avg	Lg	TD
Carmichael	35	540	15.4	44t	4
R.Smith	34	475	14.0	41t	1
Spagnola	26	313	12.0	57	2
Montgomery	20	258	12.9	42t	2
Campfield	14	141	10.1	24	1
Harrington	13	74	5.7	18	0
Quick	10	156	15.6	49t	1
Giammona	8	67	8.4	16	0
Kab	4	35	8.8	13	1
L.Harris	3	17	5.6	9	0
Sampleton	1	24	24.0	24	0
Eagles	168	2100	12.5	57	12
Opponents	168	2136	12.7	78t	14

INTs	No.	Yds	Avg	Lg	TD
Edwards	5	3	0.6	3	0
Young	4	3	0.8	3	0
J.Robinson	3	19	6.3	12	0
Blackmore	1	20	20.0	20t	1
Bunting	1	0	0.0	0	0
Wilson	1	0	0.0	0	0
Eagles	15	45	3.0	20t	1
Opponents	13	87	6.7	37	0

Punting	No	Yds	Avg	Net	TB	Lg	B
Runager	44	1784	40.5	32.9	1	53	0
Eagles	44	1784	40.5	32.9	1	53	0
Opponents	38	1398	36.8	33.4	1	55	0

Punt Returns	Ret	FC	Yds	Avg	Lg	TD
Henry	20	2	103	5.2	11	0
Sciarra	2	2	5	2.5	5	0
Giammona	0	1	0	0.0	0	0
Eagles	22	5	108	4.9	11	0
Opponents	31	0	316	10.2	33	0

Scoring	TD	Ru	Pa	Rt	PAT	FG	2Pt	Pts
Montgomery	9	7	2	0			0	54
Franklin	0	0	0	0	23-25	6-9	0	41
Carmichael	4	0	4	0			0	24
L.Harris	2	2	0	0			0	12
Spagnola	2	0	2	0			0	12
Blackmore	1	0	0	1			0	6
G.Brown	1	0	0	1			0	6
Campfield	1	0	1	0			0	6
Giammona	1	1	0	0			0	6
Harrington	1	1	0	0			0	6
Kab	1	0	1	0			0	6
Quick	1	0	1	0			0	6
R.Smith	1	0	1	0			0	6
Eagles	25	11	12	2	23-25	6-9	0	191
Opp.	19	5	14	0	19-19	20-22	0	195

Field Goals	1-19	20-29	30-39	40-49	50+
Franklin	0/0	1/1	1/2	4/5	0/1
Eagles	0/0	1/1	1/2	4/5	0/1
Opponents	2/2	6/6	7/8	5/6	0/0

Franklin:	(44G,44G)	(47G)	(44N)	(52N,41G)	(54N)	()	()
	(22G)	(35G)					

Kickoff Returns	No.	Yds	Avg	Lg	TD
Henry	24	541	22.5	44	0
Hoover	7	113	16.1	43	0
Murray	3	42	14.0	16	0
Campfield	2	30	15.0	16	0
Slater	2	30	15.0	15	0
Montgomery	1	12	12.0	12	0
Eagles	39	768	19.7	44	0
Opponents	39	885	22.7	58	0

Sacks: Harrison 10.5, Clarke 4.5, Hairston 4.0, G.Brown 4.0, Bunting 3.0, LeMaster 2.0, J.Robinson 1.0, Wilkes 1.0, **Eagles 30.0, Opponents 31.0**

Leading Tacklers: J.Robinson 95, Clarke 85, Harrison 66, LeMaster 62, Hairston 60, Bunting 55, Wilson 43, Wilkes 42, Logan 24, Young 21

Pro Bowl Selections: DE Dennis Harrison

USUAL STARTERS			
WR	Harold Carmichael	LDE	Dennis Harrison
LT	Stan Walters	NT	Ken Clarke
LG	Steve Kenney	RDE	Carl Hairston
C	Guy Morriss	LLB	John Bunting
RG	Ron Baker	ILB	Jerry Robinson
RT	Jerry Sisemore	ILB	Frank LeMaster
TE	John Spagnola	RLB	Reggie Wilkes
WR	Ron Smith	LCB	Roynell Young
QB	Ron Jaworski	RCB	Herman Edwards
RB	Wilbert Montgomery	SS	Randy Logan
FB	Perry Harrington	FS	Brenard Wilson

1983 Eagles Statistics



Record: 5-11, 4th in NFC East
Head Coach: Marion Campbell

S-03	W	22-17	at San Francisco	55,775
S-11	L	13-23	Washington	69,542
S-18	W	13-10	at Denver	74,202
S-25	L	11-14	St. Louis	64,465
O-02	W	28-24	at Atlanta	50,621
O-09	W	17-13	at NY Giants	73,291
O-16	L	7-37	at Dallas	63,070
O-23	L	6-7	Chicago	45,263
O-30	L	21-22	Baltimore	59,150
N-06	L	20-27	Dallas	71,236
N-13	L	14-17	at Chicago	47,524
N-20	L	0-23	NY Giants	57,977
N-27	L	24-28	at Washington	54,324
D-04	W	13-9	LA Rams	32,867
D-11	L	17-20	otNew Orleans	45,182
D-18	L	7-31	at St. Louis	21,902

TEAM STATS	EAGLES	OPP
Total First Downs	253	310
Rushing	91	144
Passing	150	149
Penalty	12	17
3rd Down: Made/Att	68/203	101/245
3rd Down Pct.	33.5	41.2
4th Down: Made/Att	6/11	11/16
4th Down Pct.	54.5	68.8
Possession Avg.	na	na
Total Net Yards	4534	5447
Avg. Per Game	283.4	340.4
Total Plays	945	1108
Avg. Per Play	4.8	4.9
Net Yards Rushing	1417	2655
Avg. Per Game	88.6	165.9
Total Rushes	402	633
Net Yards Passing	3117	2792
Avg. Per Game	194.8	174.5
Sacked/Yards Lost	57/415	36/256
Gross Yards	3532	3048
Att./Completions	486/252	430/247
Completion Pct.	51.9	57.4
Had Intercepted	18	8
Punts/Average	86/40.9	80/37.8
Net Punting Avg.	33.4	33.5
Penalties/Yards	79/637	89/755
Fumbles/Ball Lost	37/18	30/15
Touchdowns	27	34
Rushing	5	14
Passing	22	20
Returns	0	0

Passing	Att	Cmp	Yds	Cmp%	Yds/Att	TD	TD%	Int	Int%	Lg	Sk/Lost	Rat
Jaworski	446	235	3315	52.7	7.43	20	4.5	18	4.0	83t	53/385	75.1
Pisarcik	34	16	172	47.1	5.06	1	2.9	0	0.0	33	4/30	72.2
Pastorini	5	0	0	0.0	0.00	0	0.0	0	0.0	0	0/0	39.6
Carmichael	1	1	45	100.0	45.00	1	100.0	0	0.0	45t	0/0	158.3
Eagles	486	252	3532	51.9	7.27	22	4.5	18	3.7	83t	57/415	75.2
Opponents	430	247	3048	57.4	7.09	20	4.7	8	1.9	73t	36/256	87.2

Rushing	No.	Yds	Avg	Lg	TD
Oliver	121	434	3.6	24	1
M.Williams	103	385	3.7	32	0
Haddix	91	220	2.4	11	2
Montgomery	29	139	4.8	32	0
Jaworski	25	129	5.2	29	1
Harrington	23	98	4.3	35	1
Everett	5	7	1.4	7	0
Runager	1	6	6.0	6	0
Pastorini	1	0	0.0	0	0
Pisarcik	3	-1	-0.3	0	0
Eagles	402	1417	3.5	35	5
Opponents	633	2655	4.2	39	14

Receiving	No.	Yds	Avg	Lg	TD
Quick	69	1409	20.4	83t	13
Oliver	49	421	8.6	25	2
Carmichael	38	515	13.6	35	3
Haddix	23	254	11.0	34	0
Kab	18	195	10.8	25	1
M.Williams	17	142	8.4	29	0
Hoover	10	221	22.1	68	0
Montgomery	9	53	5.9	13	0
Woodruff	6	70	11.7	29t	2
Dixon	4	54	13.5	22	0
G.Young	3	125	41.7	71t	1
Sampleton	2	28	14.0	19	0
Everett	2	18	9.0	11	0
Harrington 1-19; R. Smith 1-8					
Eagles	252	3532	14.0	83t	22
Opponents	247	3048	12.3	73t	20

INTs	No.	Yds	Avg	Lg	TD
Griggs	3	61	20.3	32	0
Ellis 1-18; Edwards 1-0; Foulkes 1-0; Logan 1-0; Young 1-0					
Eagles	8	79	9.9	32	0
Opponents	18	155	8.6	29	0

Punting	No	Yds	Avg	Net	TB	Lg	B
Runager	59	2459	41.7	34.2	5	55	0
Skladany	27	1062	39.4	31.5	2	51	0
Eagles	86	3521	40.9	33.4	7	55	0
Opponents	80	3020	37.8	33.5	4	59	1

Punt Returns	Ret	FC	Yds	Avg	Lg	TD
Sciarra	22	3	115	5.2	14	0
G.Young	14	3	93	6.6	23	0
Hoover	7	4	44	6.3	13	0
Foulkes	1	0	7	7.0	7	0
Logan	1	0	0	0.0	0	0
Eagles	45	10	259	5.8	23	0
Opponents	57	4	511	9.0	25	0

Score By Periods	Q1	Q2	Q3	Q4	OT	Pts
Eagles	58	54	61	60	0	233
Opponents	47	128	53	91	3	322

Scoring	TD	Ru	Pa	Rt	PAT	FG	2Pt	Pts
Quick	13	0	13	0			0	78
Franklin	0	0	0	0	24-27	15-26	0	69
Carmichael	3	0	3	0			0	18
Oliver	3	1	2	0			0	18
Haddix	2	2	0	0			0	12
Woodruff	2	0	2	0			0	12
Harrington	1	1	0	0			0	6
Jaworski	1	1	0	0			0	6
Kab	1	0	1	0			0	6
G.Young	1	0	1	0			0	6
Team	0	0	0	0			1	2

Eagles	27	5	22	0	24-27	15-26	1	233
Opp.	34	14	20	0	34-34	28-37	0	322

Field Goals	1-19	20-29	30-39	40-49	50+
Franklin	1/1	5/5	6/9	2/8	1/3

Eagles	1/1	5/5	6/9	2/8	1/3
Opponents	0/0	12/14	10/13	4/6	2/4

Franklin: (44G,44G) (47G) (44N) (52N,41G) (54N) () ()
(22G) (35G)

Kickoff Returns	No.	Yds	Avg	Lg	TD
G.Young	27	565	20.9	52	0
Everett	14	275	19.6	46	0
Ellis	7	119	17.0	25	0
Harrington	4	79	19.8	26	0
M.Williams	3	59	19.7	26	0
Haddix	3	51	17.0	24	0
Fritzsche	2	17	8.5	15	0
Darby	2	3	1.5	3	0
Eagles	62	1168	18.8	52	0
Opponents	45	804	17.9	30	0

Sacks: Harrison 11.5, G.Brown 8.5, Hairston 5.0, Armstrong 3.5, J.Williams 2.5, Clarke 1.0, Darby 1.0, Griggs 1.0, Hopkins 1.0, J.Robinson 1.0,
Eagles 36.0, Opponents 57.0


Leading Tacklers: J.Robinson 177, Griggs 129, Clarke 110, J.Williams 105, Hopkins 105, Harrison 102, G.Brown 74, Wilkes 66, R.Young 56, Logan 56

Pro Bowl Selections: WR Mike Quick

USUAL STARTERS

WR	Harold Carmichael	LDE	Dennis Harrison
LT	Stan Walters	NT	Ken Clarke
LG	Steve Kenney	RDE	Carl Hairston
C	Guy Morriss	LLB	Reggie Wilkes
RG	Ron Baker	ILB	Jerry Robinson
RT	Jerry Sisemore	ILB	Anthony Griggs
TE	Vito Kab	RLB	Joel Williams
WR	Mike Quick	LCB	Roynell Young
QB	Ron Jaworski	RCB	Herman Edwards
RB	Michael Williams (9)	SS	Randy Logan
	Michael Haddix (6)	FS	Wes Hopkins
FB	Hubie Oliver		

1984 Eagles Statistics



Record: 6-9-1, 5th in NFC East Head Coach: Marion Campbell

S-02	L	27-28	at NY Giants	71,520
S-09	W	19-17	Minnesota	55,942
S-16	L	17-23	at Dallas	64,521
S-23	L	9-21	San Francisco	62,771
S-30	L	0-20	at Washington	53,064
O-07	W	27-17	at Buffalo	37,555
O-14	W	16-7	Indianapolis	50,277
O-21	W	24-10	NY Giants	64,677
O-28	L	14-34	St. Louis	54,310
N-04	T	23-23	otat Detroit	59,141
N-11	L	23-24	at Miami	70,227
N-18	W	16-10	Washington	63,117
N-25	L	16-17	at St. Louis	39,858
D-02	L	10-26	Dallas	66,322
D-09	W	27-17	New England	41,581
D-16	L	10-26	at Atlanta	15,582

TEAM STATS

	EAGLES	OPP
Total First Downs	280	307
Rushing	83	123
Passing	176	171
Penalty	21	13
3rd Down: Made/Att	76/231	104/251
3rd Down Pct.	32.9	41.4
4th Down: Made/Att	9/17	6/11
4th Down Pct.	52.9	54.5
Possession Avg.	na	na
Total Net Yards	4698	5239
Avg. Per Game	293.6	327.4
Total Plays	1047	1109
Avg. Per Play	4.5	4.7
Net Yards Rushing	1338	2189
Avg. Per Game	83.6	136.8
Total Rushes	381	556
Net Yards Passing	3360	3050
Avg. Per Game	210.0	190.6
Sacked/Yards Lost	60/463	60/456
Gross Yards	3823	3506
Att./Completions	606/331	492/262
Completion Pct.	54.6	53.3
Had Intercepted	17	20
Punts/Average	92/42.2	89/39.3
Net Punting Avg.	35.6	33.6
Penalties/Yards	77/632	96/904
Fumbles/Ball Lost	23/16	32/11
Touchdowns	27	36
Rushing	6	12
Passing	19	22
Returns	2	2

Passing	Att	Cmp	Yds	Cmp%	Yds/Att	TD	TD%	Int	Int%	Lg	Sk/Lost	Rate
Jaworski	427	234	2754	54.8	6.45	16	3.7	14	3.3	90t	34/270	73.4
Pisarcik	176	96	1036	54.5	5.89	3	1.7	3	1.7	40	25/183	70.7
Montgomery	2	0	0	0.0	0.00	0	0.0	0	0.0	0	1/10	39.6
May	1	1	33	100.0	33.00	0	0.0	0	0.0	33	0/0	118.8
Eagles	606	331	3823	54.6	6.31	19	3.1	17	2.8	90t	60/463	72.6
Opponents	492	262	3506	53.3	7.13	22	4.5	20	4.1	68	60/456	74.1

Rushing	No.	Yds	Avg	Lg	TD
Montgomery	201	789	3.9	27	2
Oliver	72	263	3.7	17	0
Haddix	48	130	2.7	21	1
M.Williams	33	83	2.5	8	0
Hardy	14	41	2.9	10	0
Pisarcik	7	19	2.7	16	2
Jaworski	5	18	3.6	10	1
Quick	1	-5	-5.0	-5	0
Eagles	381	1338	3.5	27	6
Opponents	556	2189	3.9	34	12

Receiving	No.	Yds	Avg	Lg	TD
Spagnola	65	701	10.8	34	1
Quick	61	1052	17.2	90t	9
Montgomery	60	501	8.4	28	0
Haddix	33	231	7.0	22	0
Oliver	32	142	4.4	21	0
Woodruff	30	484	16.1	38	3
K.Jackson	26	398	15.3	83t	1
Kab	9	102	11.3	26	3
M.Williams	7	47	6.7	15	0
Hoover	6	143	23.8	44	2
Hardy	2	22	11.0	13	0
Eagles	331	3823	11.5	90t	19
Opponents	262	3506	13.4	68	22

INTs	No.	Yds	Avg	Lg	TD
Ellis	7	119	17.0	31	0
Hopkins	5	107	21.4	33	0
Foules	4	27	6.8	20	0
Edwards	2	0	0.0	0	0
Wilson	1	28	28.0	28	0
Wilkes	1	6	6.0	6	0
Eagles	20	287	14.4	33	0
Opponents	17	211	12.4	43	1

Punting	No	Yds	Avg	Net	TB	Lg	B
Horan	92	3880	42.2	35.6	6	69	0
Eagles	92	3880	42.2	35.6	6	69	0
Opponents	89	3497	39.3	33.6	13	64	2

Kickoff Returns	No.	Yds	Avg	Lg	TD
Hayes	22	441	20.0	44	0
Cooper	17	296	17.4	48	0
Waters	13	319	24.5	89t	1
Everett	3	40	13.3	18	0
Ellis	2	25	12.5	15	0
Hardy	1	20	20.0	20	0
Strauthers	1	12	12.0	12	0
Eagles	59	1153	19.5	89t	1
Opponents	69	1298	18.8	51	0

Score By Periods	Q1	Q2	Q3	Q4	OT	Pts
Eagles	64	76	53	85	0	278
Opponents	61	102	74	83	0	320

Scoring	TD	Ru	Pa	Rt	PAT	FG	2Pt	Pts
McFadden	0	0	0	0	26-27	30-37	0	116
Quick	9	0	9	0			0	54
Kab	3	0	3	0			0	18
Woodruff	3	0	3	0			0	18
Hoover	2	0	2	0			0	12
Montgomery	2	2	0	0			0	12
Pisarcik	2	2	0	0			0	12
Haddix	1	1	0	0			0	6
K.Jackson	1	0	1	0			0	6
Jaworski	1	1	0	0			0	6
Kraynak	1	0	0	1			0	6
Spagnola	1	0	1	0			0	6
Waters	1	0	0	1			0	6
Eagles	27	6	19	2	26-27	30-37	0	278
Opp.	36	12	22	2	36-36	22-35	1	320

Field Goals	1-19	20-29	30-39	40-49	50+
McFadden	0/0	4/5	13/16	10/12	3/4
Eagles	0/0	4/5	13/16	10/12	3/4
Opponents	2/2	6/8	10/14	3/7	1/4

McFadden: [47G,37N,41G] [27G,37G,49G,37G] [39G,39N] [35G,32G,33G] [1] [36G,22G] [34G,32G,33G] [45G,52N] [1] [52G,51G,40G] [45G] [43G,34G,41G,44N] [31G,43G,26N,32G] [23G] [50G,46G,48N] [20G,37N]

Punt Returns	Ret	FC	Yds	Avg	Lg	TD
Cooper	40	19	250	6.3	16	0
Eagles	40	19	250	6.3	16	0
Opponents	58	7	486	8.4	46	0

Sacks: G.Brown 16.0, D.Harrison 12.0, Clarke 10.5, Darby 5.0, Armstrong 3.0, Griggs 3.0, Strauthers 2.0, Wilkes 2.0, Hopkins 1.5, Schulz 1.5, J.Williams 1.5, J.Robinson 1.0, Team 1.0, **Eagles 60.0, Opponents 60.0**

Leading Tacklers: J.Robinson 143, G.Brown 128, Hopkins 128, Clarke 123, Ellis 107, Griggs 106, J.Williams 97, D.Harrison 93, Wilkes 50, Edwards 48

Pro Bowl Selections: WR Mike Quick

USUAL STARTERS

WR	Kenny Jackson (9)	LDE	Dennis Harrison
	Tony Woodruff (6)	NT	Ken Clarke
LT	Dean Miraldi	RDE	Greg Brown
LG	Steve Kenney	LLB	Reggie Wilkes
C	Mark Dennard	ILB	Jerry Robinson
RG	Ron Baker	ILB	Anthony Griggs
RT	Leonard Mitchell	RLB	Joel Williams
TE	John Spagnola	LCB	Elbert Foules
WR	Mike Quick	RCB	Herman Edwards
QB	Ron Jaworski	SS	Ray Ellis
RB	Wilbert Montgomery	FS	Wes Hopkins
FB	Hubie Oliver		

1985 Eagles Statistics



Record: 7-9, 4th in NFC East Head Coach: Marion Campbell and Fred Bruney

S-08	L	0-21	at NY Giants	76,141
S-15	L	6-17	LA Rams	60,920
S-22	W	19-6	at Washington	53,748
S-29	L	10-16	otNY Giants	66,696
O-06	L	21-23	at New Orleans	56,364
O-13	W	30-7	St. Louis	48,186
O-20	W	16-14	Dallas	70,114
O-27	W	21-17	Buffalo	60,987
N-03	L	13-24	at San Francisco	58,383
N-10	W	23-17	otAtlanta	63,691
N-17	W	24-14	at St. Louis	39,032
N-24	L	17-34	at Dallas	54,047
D-01	L	23-28	Minnesota	54,688
D-08	L	12-17	Washington	60,737
D-15	L	14-20	at San Diego	45,569
D-22	W	37-35	at Minnesota	49,722

TEAM STATS	EAGLES	OPP
Total First Downs	292	307
Rushing	82	122
Passing	188	160
Penalty	22	25
3rd Down: Made/Att	82/232	91/234
3rd Down Pct.	35.3	38.9
4th Down: Made/Att	7/13	4/7
4th Down Pct.	53.8	57.1
Possession Avg.	na	na
Total Net Yards	5216	5135
Avg. Per Game	326.0	320.9
Total Plays	1050	1058
Avg. Per Play	5.0	4.9
Net Yards Rushing	1630	2205
Avg. Per Game	101.9	137.8
Total Rushes	428	526
Net Yards Passing	3586	2930
Avg. Per Game	224.1	183.1
Sacked/Yards Lost	55/450	53/359
Gross Yards	4036	3289
Att./Completions	567/290	478/251
Completion Pct.	51.1	52.5
Had Intercepted	28	18
Punts/Average	91/41.5	92/42.6
Net Punting Avg.	34.2	36.6
Penalties/Yards	98/736	99/834
Fumbles/Ball Lost	25/12	27/14
Touchdowns	30	39
Rushing	8	17
Passing	19	18
Returns	3	4

Passing	Att	Cmp	Yds	Cmp%	Yds/Att	TD	TD%	Int	Int%	Lg	Sk/Lost	Rat
Jaworski	484	255	3450	52.7	7.13	17	3.5	20	4.1	99t	34/289	70.2
Cunningham	81	34	548	42.0	6.77	1	1.2	8	9.9	69	20/150	29.8
Hunter	2	1	38	50.0	19.00	1	50.0	0	0.0	38t	1/11	135.4
Eagles	567	290	4036	51.1	7.12	19	3.4	28	4.9	99t	55/450	65.0
Opponents	478	251	3289	52.5	6.88	18	3.8	18	3.8	46	53/359	71.4

Rushing	No.	Yds	Avg	Lg	TD
E.Jackson	282	1028	3.6	59	5
Haddix	67	213	3.2	12	0
Cunningham	29	205	7.1	37	0
Hunter	27	121	4.5	74t	1
Jaworski	17	35	2.1	31	2
Everett	4	13	3.3	8	0
Horan	1	12	12.0	12	0
Oliver	1	3	3.0	3	0
Eagles	428	1630	3.8	74t	8
Opponents	526	2205	4.2	60	17

Receiving	No.	Yds	Avg	Lg	TD
Quick	73	1247	17.1	99t	11
Spagnola	64	772	12.1	35	5
Haddix	43	330	7.7	17	0
K.Jackson	40	692	17.3	54	1
Hunter	28	405	14.7	43	1
R.Johnson	11	186	16.9	37	0
E.Jackson	10	126	12.6	25	1
Garrity	7	142	20.3	34	0
Little	7	82	11.7	28	0
Everett	4	25	6.3	11	0
K.Baker	2	25	12.5	20	0
Oliver	1	4	4.0	4	0
Eagles	290	4036	13.9	99t	19
Opponents	251	3289	13.1	46	18

INTs	No.	Yds	Avg	Lg	TD
Hopkins	6	36	6.0	24t	1
Ellis	4	32	8.0	18	0
Edwards	3	8	2.7	3t	1
Cooper	2	13	6.5	13	0
Kraynak	1	26	26.0	26	0
Reichenbach	1	10	10.0	10	0
Young	1	0	0.0	0	0
Eagles	18	125	6.9	26	2
Opponents	28	474	16.9	46	2

Punt Returns	Ret	FC	Yds	Avg	Lg	TD
Cooper	43	10	364	8.5	56	0
Waters	1	0	23	23.0	23	0
Hunter	1	0	6	6.0	6	0
Eagles	45	10	393	8.7	56	0
Opponents	41	16	462	11.3	80t	1

Kickoff Returns	No.	Yds	Avg	Lg	TD
Hunter	48	1047	21.8	51	0
Waters	4	74	18.5	23	0
Cooper	3	32	10.7	13	0
Foules	1	7	7.0	7	0
Eagles	56	1160	20.7	51	0
Opponents	65	1293	19.9	88	0

Score By Periods	Q1	Q2	Q3	Q4	OT	Pts
Eagles	60	72	56	92	6	286
Opponents	69	67	76	92	6	310

Scoring	TD	Ru	Pa	Rt	PAT	FG	2Pt	Pts
McFadden	0	0	0	0	29-29	25-30	0	104
Quick	11	0	11	0			0	66
E.Jackson	6	5	1	0			0	36
Spagnola	5	0	5	0			0	30
Hunter	2	1	1	0			0	12
Jaworski	2	2	0	0			0	12
Edwards	1	0	0	1			0	6
Hopkins	1	0	0	1			0	6
K.Jackson	1	0	1	0			0	6
Little	1	0	0	1			0	6
White	0	0	0	0			1	2
Eagles	30	8	19	3	29-29	25-30	1	286
Opp.	39	17	18	4	37-38	13-29	0	310

Field Goals	1-19	20-29	30-39	40-49	50+
McFadden	0/0	6/6	11/11	6/8	2/5
Eagles	0/0	6/6	11/11	6/8	2/5
Opponents	0/1	3/4	4/8	6/13	0/3

McFadden: () [50G,45G,53M] [41G,36G,37G,34G] [41G,43M] () [39G,21G,52G] [39G,33G,36G] () [36G,44G] [30G] [52M,20G] [26G] [29G,33G,25G] [44G] [43M,52M] [26G,43G,35G]

Punting	No	Yds	Avg	Net	TB	Lg	B
Horan	91	3777	41.5	34.2	10	75	0
Eagles	91	3777	41.5	34.2	10	75	0
Opponents	92	3918	42.6	36.6	8	68	2

Sacks: G.Brown 13.0, White 13.0, Clarke 7.0, Strauthers 5.5, Cobb 5.0, Ellis 2.0, Hopkins 2.0, Wilkes 2.0, Darby 1.5, Cooper 1.0, Creswell 1.0, **Eagles 53.0, Opponents 55.0**

Leading Tacklers: Hopkins 136, G.Brown 124, Reichenbach 119, Clarke 112, Ellis 111, White 100, Cobb 97, Griggs 86, Wilkes 74, Edwards 38

Pro Bowl Selections: FS Wes Hopkins, WR Mike Quick

USUAL STARTERS

WR	Kenny Jackson	LDE	Reggie White
LT	Ken Reeves	NT	Ken Clarke
LG	Steve Kenney	RDE	Greg Brown
C	Mark Dennard	LLB	Reggie Wilkes
RG	Ron Baker	ILB	Mike Reichenbach
RT	Leonard Mitchell	ILB	Anthony Griggs
TE	John Spagnola	RLB	Garry Cobb
WR	Mike Quick	LCB	Roynell Young
QB	Ron Jaworski	RCB	Herman Edwards
RB	Earnest Jackson	SS	Ray Ellis
FB	Michael Haddix	FS	Wes Hopkins

1986 Eagles Statistics



Record: 5-10-1, 4th in NFC East Head Coach: Buddy Ryan

S-07	L	14-41	at Washington	53,982
S-14	L	10-13	otat Chicago	65,130
S-21	L	7-33	Denver	63,839
S-28	W	34-20	LA Rams	65,646
O-05	W	16-0	at Atlanta	57,104
O-12	L	3-35	at NY Giants	74,221
O-19	L	14-17	Dallas	68,572
O-26	W	23-7	San Diego	41,469
N-02	L	10-13	at St. Louis	33,051
N-09	L	14-17	NY Giants	60,601
N-16	L	11-13	Detroit	54,568
N-23	L	20-24	at Seattle	55,786
N-30	W	33-27	otat LA Raiders	53,338
D-07	T	10-10	otSt. Louis	50,148
D-14	W	23-21	at Dallas	46,117
D-21	L	14-21	Washington	61,816

TEAM STATS	EAGLES	OPP
Total First Downs	287	278
Rushing	113	97
Passing	150	156
Penalty	24	25
3rd Down: Made/Att	105/273	79/230
3rd Down Pct.	38.5	34.3
4th Down: Made/Att	5/12	9/16
4th Down Pct.	41.7	56.3
Possession Avg.	31:57	28:03
Total Net Yards	4542	5224
Avg. Per Game	283.9	326.5
Total Plays	1117	1043
Avg. Per Play	4.1	5.0
Net Yards Rushing	2002	1989
Avg. Per Game	125.1	124.3
Total Rushes	499	458
Net Yards Passing	2540	3235
Avg. Per Game	158.8	202.2
Sacked/Yards Lost	104/708	53/406
Gross Yards	3248	3641
Att./Completions	514/268	532/260
Completion Pct.	52.1	48.9
Had Intercepted	17	23
Punts/Average	111/41.0	97/38.7
Net Punting Avg.	33.5	32.3
Penalties/Yards	102/901	115/884
Fumbles/Ball Lost	34/10	30/13
Touchdowns	28	39
Rushing	8	14
Passing	19	21
Returns	1	4

Passing	Att	Cmp	Yds	Cmp%	Yds/Att	TD	TD%	Int	Int%	Lg	Sk/Lost	Ret
Jaworski	245	128	1405	52.2	5.73	8	3.3	6	2.4	56	22/156	70.2
Cunningham	209	111	1391	53.1	6.66	8	3.8	7	3.3	75t	72/489	72.9
Cavanaugh	58	28	397	48.3	6.84	2	3.4	4	6.9	49	9/56	53.6
Byars	2	1	55	50.0	27.50	1	50.0	0	0.0	55t	1/7	135.4
Eagles	514	268	3248	52.1	6.32	19	3.7	17	3.3	75t	104/708	70.4
Opponents	532	260	3641	48.9	6.84	21	3.9	23	4.3	84t	53/406	66.5

Rushing	No.	Yds	Avg	Lg	TD
Byars	177	577	3.3	32	1
Cunningham	66	540	8.2	20	5
Toney	69	285	4.1	43	1
Haddix	79	276	3.5	18	0
Tautalatasi	51	163	3.2	50	0
Crawford	28	88	3.1	15	1
Jaworski	13	33	2.5	10	0
Cavanaugh	9	26	2.9	11	0
M.Waters	5	8	1.6	5	0
K.Jackson 1-6; Teltschik 1-0					

Eagles	499	2002	4.0	50	8
Opponents	458	1989	4.3	84t	14

Receiving	No.	Yds	Avg	Lg	TD
Quick	60	939	15.7	75t	9
Tautalatasi	41	325	7.9	56	2
Spagnola	39	397	10.2	38	1
K.Jackson	30	506	16.9	49	6
Haddix	26	150	5.8	29	0
Little	14	132	9.4	26	0
Toney	13	177	13.6	47	0
Garrity	12	227	18.9	34	0
R.Johnson	11	207	18.8	39	1
Byars	11	44	4.0	17	0
P.Smith	6	94	15.7	36	0
M.Waters	2	27	13.5	19	0
Darby	2	16	8.0	13	0
Duckworth	1	7	7.0	7	0

Eagles	268	3248	12.1	75t	19
Opponents	260	3641	14.0	84t	21

INTs	No.	Yds	Avg	Lg	TD
A.Waters	6	39	6.5	21	0
Young	6	9	1.5	9	0
Cooper	3	20	6.7	20	0
A.Johnson	3	6	2.0	9	0
Hoage 1-18; Foules 1-14; Schulz 1-11; Joyner 1-4; Cobb 1-3					

Eagles	23	124	5.4	21	0
Opponents	17	192	11.3	32t	1

Kickoff Returns	No.	Yds	Avg	Lg	TD
Crawford	27	497	18.4	36	0
Tautalatasi	18	344	19.1	51	0
Byars	2	47	23.5	31	0
Cooper	2	42	21.0	24	0
Quick	2	6	3.0	6	0
Schulz 1-9; Simmons 1-0					

Eagles	53	945	17.8	51	0
Opponents	62	1261	20.3	40	0

Score By Periods	Q1	Q2	Q3	Q4	OT	Pts
Eagles	66	51	48	85	6	256
Opponents	50	75	86	98	3	312

Scoring	TD	Ru	Pa	Rt	PAT	FG	2Pt	Pts
McFadden	0	0	0	0	26-27	20-31	0	86
Quick	9	0	9	0			0	54
K.Jackson	6	0	6	0			0	36
Cunningham	5	5	0	0			0	30
Tautalatasi	2	0	2	0			0	12
Byars	1	1	0	0			0	6
Crawford	1	1	0	0			0	6
Garrity	1	0	0	1			0	6
R.Johnson	1	0	1	0			0	6
Spagnola	1	0	1	0			0	6
Toney	1	1	0	0			0	6
Brown	0	0	0	0			1	2

Eagles	28	8	19	1	26-27	20-31	1	256
Opp.	39	14	21	4	37-39	13-26	1	312

Field Goals	1-19	20-29	30-39	40-49	50+
McFadden	0/0	6/6	10/12	3/10	1/3

Eagles	0/0	6/6	10/12	3/10	1/3
Opponents	1/1	5/6	5/9	1/8	1/2

Punting	No	Yds	Avg	Net	TB	Lg	B
Teltschik	108	4493	41.6	33.6	10	62	1
Cunningham2	54	27.0	25.5	0	39	0	

Eagles	111	4547	41.0	33.5	10	62	1
Opponents	97	3751	38.7	32.3	12	68	2

Punt Returns	Ret	FC	Yds	Avg	Lg	TD
Garrity	17	7	187	11.0	76t	1
Cooper	16	7	139	8.7	58	0
M.Waters	7	1	130	4.3	13	0
P.Smith	4	1	18	4.5	7	0
Eagles	44	16	374	8.5	76t	1
Opponents	63	13	634	10.1	75t	2

Sacks: White 18.0, Brown 9.0, Clarke 8.0, Cobb 6.0, Jiles 2.0, Joyner 2.0, Simmons 2.0, A.Waters 2.0, Cooper 1.0, Darby 1.0, A.Johnson 1.0, Singletary 1.0, **Eagles 53.0, Opponents 104.0**


Leading Tacklers: Reichenbach 129, A.Waters 129, Hoage 112, Cobb 102, White 98, Brown 88, Clarke 73, A.Johnson 71, Cooper 62, Young 52

Pro Bowl Selections: WR Mike Quick, DE Reggie White

USUAL STARTERS

WR	Mike Quick	LDE	Reggie White (9)
LT	Tom Jolesky (7)		Byron Darby (7)
	Ken Reeves (6)	LDT	Ken Clarke
LG	Ken Reeves (9)	RDT	Reggie White (7)
	Nick Haden (6)		Reggie Singletary (5)
C	Matt Darwin	RDE	Greg Brown
RG	Ron Baker	LLB	Garry Cobb
RT	Leonard Mitchell	MLB	Mike Reichenbach
TE	John Spagnola	RLB	Alonzo Johnson (9)
WR	Kenny Jackson		Seth Joyner (7)
QB	Ron Jaworski (9)	LCB	Roynell Young
	R.Cunningham (5)	RCB	Evan Cooper
RB	Keith Byars (8)	SS	Andre Waters
	Charles Crawford (5)	FS	Terry Hoage
FB	Michael Haddix (9)		
	Anthony Toney (5)		

1987 Eagles Statistics



Record: 7-8, 4th in NFC East Head Coach: Buddy Ryan

S-13	L	24-34	at Washington	52,188
S-20	W	27-17	New Orleans	57,485
O-04	L	3-35	Chicago	4,074
O-11	L	22-41	at Dallas	40,622
O-18	L	10-16	otat Green Bay	35,842
O-25	W	37-20	Dallas	61,630
N-01	W	28-23	at St. Louis	24,586
N-08	W	31-27	Washington	63,609
N-15	L	17-20	NY Giants	66,172
N-22	L	19-31	St. Louis	55,592
N-29	W	34-31	otat New England	54,198
D-06	L	20-23	otat NY Giants	65,874
D-13	L	10-28	Miami	63,841
D-20	W	38-27	at NY Jets	30,572
D-27	W	17-7	Buffalo	57,547

Note: Game of Sept.27 at San Francisco cancelled due to the NFL players' strike ... games of Oct.4 - Oct.18 were "replacement games" played with replacement players during strike.

TEAM STATS	EAGLES	OPP
Total First Downs	289	301
Rushing	112	85
Passing	154	186
Penalty	23	30
3rd Down: Made/Att	75/241	69/216
3rd Down Pct.	31.1	31.9
4th Down: Made/Att	8/19	7/17
4th Down Pct.	42.1	41.2
Possession Avg.	na	na
Total Net Yards	5077	5249
Avg. Per Game	338.5	349.9
Total Plays	1101	1046
Avg. Per Play	4.6	5.0
Net Yards Rushing	2027	1643
Avg. Per Game	135.1	109.5
Total Rushes	509	428
Net Yards Passing	3050	3606
Avg. Per Game	203.3	240.4
Sacked/Yards Lost	72/511	57/452
Gross Yards	3561	4058
Att./Completions	520/283	561/305
Completion Pct.	54.4	54.4
Had Intercepted	16	21
Punts/Average	102/37.0	88/37.1
Net Punting Avg.	31.4	33.4
Penalties/Yards	116/919	105/830
Fumbles/Ball Lost	44/19	41/27
Touchdowns	40	47
Rushing	12	16
Passing	26	29
Returns	2	2

Pro Bowl: WR Mike Quick, DE Reggie White

Score By Periods	Q1	Q2	Q3	Q4	OT	Pts
Eagles	46	118	86	84	3	337
Opponents	88	133	65	85	9	380

Rushing	No.	Yds	Avg	Lg	TD
Cunningham	76	505	6.6	45	3
Toney	127	473	3.7	36	5
Byars	116	426	3.7	30	3
Haddix	59	165	2.8	11	0
R.Brown	39	136	3.5	23	0
Robinson	24	114	4.8	18	0
Tautalatasi	26	69	2.7	17	0
Ross	14	54	3.9	12	1
Teltschik 3-32, Jackson 6-27, Grant 1-20, Morse 6-14, Tinsley 4-2, Clemons 3-0, Horn 1-0, Cavanaugh 1-0, Merkens 3-[-8]					

Eagles	509	2027	4.0	45	12
Opponents	428	1643	3.8	62t	16
Receiving	No.	Yds	Avg	Lg	TD
Quick	46	790	17.2	61t	11
Toney	39	341	8.7	33	1
Spagnola	36	350	9.7	22	2
Tautalatasi	25	176	7.0	22	0
Jackson	21	471	22.4	70t	3
Byars	21	177	8.4	30	1
Grant	16	280	17.5	41	0
Garrity	12	242	20.2	41	2

Siano 9-137-1TD, Bailey 8-69, R.Brown 8-53, Giles 7-95-1TD, Haddix 7-58, Bowman 6-127-1TD, Carter 5-84-2TDs, Repko 5-46, Ross 5-41, Robinson 2-9, Clemons 1-13-1TD, Little 1-8, Morse 1-8, Cunningham 1-[-3], Singletary 1-[-11]

Eagles	283	3561	12.6	70t	26
Opponents	305	4058	13.3	77t	29
INTs	No.	Yds	Avg	Lg	TD
Foules	4	6	1.5	6	0
Waters	3	63	21.0	63	0
Joyner 2-42, Kullman 2-25, Brown 2-7, Hoage 2-3, Cooper 2-0, Young 1-30, Evans 1-12, C.Brown 1-9, West 1-0					

Eagles	21	197	9.4	63	0
Opponents	16	68	4.3	25	0
Kickoff Returns	No.	Yds	Avg	Lg	TD
Morse	24	386	16.1	28	0
Carter	12	241	20.1	33	0
Bowman	7	153	21.9	32	0
Cooper	5	86	17.2	24	0
Reid	4	58	14.5	19	0
Tautalatasi	3	53	17.7	32	0
Lavette	2	37	18.5	19	0
Haddix	2	16	8.0	9	0

Alexander 1-6, C.Brown 1-13, R.Brown 1-20, Clemons 1-0, Siano 1-13, Turrall 1-21, Ulmer 1-8, Reeves 0-1

Eagles	66	1112	16.8	33	0							
Opponents	59	1276	21.6	54	0							
Passing	Att	Cmp	Yds	Cmp%	Yds/Att	TD	TD%	Int	Int%	Lg	Sk/Lost	Rat
Cunningham	406	223	2786	54.9	6.86	23	5.7	12	3.0	70t	54/380	83.0
Tinsley	86	48	637	55.8	7.41	3	3.5	4	4.7	62t	6/55	71.7
Merkens	14	7	70	50.0	5.00	0	0.0	0	0.0	17	10/62	64.6
Horn	11	5	68	45.5	6.18	0	0.0	0	0.0	23	1/7	65.7
Carter 1-0-0, Grant 1-0-0, Toney 1-0-0, Teltschik 0-0-0 1-7sacked												

Eagles	520	283	3561	54.4	6.85	26	5.0	16	3.1	70t	72/511	79.8
Opponents	561	305	4058	54.4	7.23	29	5.2	21	3.7	77t	57/452	79.2

Scoring	TD	Ru	Pa	Rt	PAT	FG	2Pt	Pts
McFadden	0	0	0	0	36-36	16-26	0	84
Quick	11	0	11	0			0	66
Toney	6	5	1	0			0	36
Byars	4	3	1	0			0	24
Cunningham	3	3	0	0			0	18
Jackson	3	0	3	0			0	18
Carter	2	0	2	0			0	12
Garrity	2	0	2	0			0	12
Spagnola	2	0	2	0			0	12
Jacobs	0	0	0	0	2-4	3-5	0	11
Bowman 6, Clemons 6, Giles 6, Joyner 6, Ross 6, Siano 6, White 6, Team 2								

Eagles	40	12	26	2	38-40	19-31	1	337
Opp.	47	16	29	2	44-46	18-29	0	380
Field Goals	1-19	20-29	30-39	40-49	50+			
McFadden	1/1	3/4	6/10	6/9	0/2			
Jacobs	0/0	1/1	0/1	2/3	0/0			
Eagles	1/1	4/5	6/11	8/12	0/2			
Opponents	0/0	8/8	0/3	7/14	3/4			

Punting	No	Yds	Avg	Net	TB	Lg	B
Teltschik	82	3131	38.2	32.0	4	60	1
Jacobs	10	369	36.9	30.5	0	44	1
Royals	5	209	41.8	30.6	1	48	0
Merkins	2	61	30.5	20.3	0	38	1

Eagles	102	3770	37.0	31.4	5	60	3
Opponents	88	3262	37.1	33.4	6	65	0
Punt Returns	Ret	FC	Yds	Avg	Lg	TD	
Morse	20	13	121	6.1	23	0	
Bowman 4-1FC-43, Garrity 4-10FC-16, Caterbone 2-13, Ulmer 2-10, A.Johnson 1-0, C. Brown 1-[-1]							

Eagles	34	24	202	5.9	37	0
Opponents	54	17	469	8.7	45	0
Sacks: White 21.0, Simmons 6.0, J.Brown 4.0, Joyner 4.0, Smalls 2.5, Grooms 2.0, Phillips 2.0, Pitts 2.0, Clarke 1.5, Jiles 1.5, Battaglia 1.0, C.Brown 1.0, Cobb 1.0, Frizzell 1.0, Griffin 1.0, West 1.0, Hoage 1.0, Lee 1.0, Mitchell 1.0, Reichenbach 1.0, West 1.0, Auer 0.5, Eagles 57.0, Opponents 72.0						

USUAL STARTERS

WR	Mike Quick	LDE	Reggie White
LT	Matt Darwin	LDT	Ken Clarke
LG	Adam Schreiber	RDT	Jerome Brown
C	Gerry Feehery	RDE	Clyde Simmons
RG	Ron Baker	LLB	Seth Joyner
RT	Joe Conwell	MLB	Mike Reichenbach
TE	John Spagnola	RLB	G. Cobb (7)/D. Jiles (5)
WR	Kenny Jackson	LCB	Roynell Young
QB	Randall Cunningham	RCB	E. Foules (8)/W. Frizzell (4)
RB	Keith Byars	SS	Andre Waters
FB	Anthony Toney	FS	Terry Hoage

Eagles	520	283	3561	54.4	6.85	26	5.0	16	3.1	70t	72/511	79.8
Opponents	561	305	4058	54.4	7.23	29	5.2	21	3.7	77t	57/452	79.2

1988 Eagles Statistics



Record: 10-6, 1st in NFC East
Head Coach: Buddy Ryan

S-04	W	41-14	at Tampa Bay	43,502
S-11	L	24-28	Cincinnati	43,502
S-19	L	10-17	at Washington	53,920
S-25	L	21-23	at Minnesota	56,012
O-02	W	32-23	Houston	64,692
O-10	W	24-13	NY Giants	63,736
O-16	L	3-19	at Cleveland	78,787
O-23	W	24-23	Dallas	66,309
O-30	L	24-27	Atlanta	60,091
N-06	W	30-24	LA Rams	65,624
N-13	W	27-26	at Pittsburgh	46,026
N-20	W	23-17	at NY Giants	43,621
N-27	W	31-21	Phoenix	57,918
D-04	L	19-20	Washington	65,947
D-10	W	23-17	at Phoenix	54,832
D-18	W	23-7	at Dallas	46,131
NFC DIVISIONAL PLAYOFF				
D-31	L	12-20	at Chicago	65,534

Rushing	No.	Yds	Avg	Lg	TD
Cunningham	93	624	6.7	33t	6
Byars	152	517	3.4	52	6
Toney	139	502	3.6	20	4
Haddix	57	185	3.2	15	0
Hoage	1	38	38.0	38t	1
Teltschik	2	36	18.0	23	0
Tautalatasi	14	28	2.0	9	0
Abercrombie	5	14	2.8	5	0
Carter	1	1	1.0	1	0

Eagles	464	1945	4.2	52	17
Opponents	466	1652	3.5	65	11

Receiving	No.	Yds	Avg	Lg	TD
Keith Jackson	81	869	10.7	41	6
Byars	72	705	9.8	37t	4
Carter	39	761	19.5	80t	6
Toney	34	256	7.5	24	1
Quick	22	508	23.1	55t	4
R.Johnson	19	417	21.9	54	2
Garrity	17	208	12.2	20	1
Haddix	12	82	6.8	14	0
Giles	6	57	9.5	17	1
Tautalatasi	5	48	9.6	21	0

Eagles	309	3927	12.7	80t	25
Opponents	309	4443	14.4	93t	23

INTs	No.	Yds	Avg	Lg	TD
Hoage	8	116	14.5	38	0
Allen	5	76	15.2	21	0
Hopkins	5	21	4.2	11	0
Joyner	4	96	24.0	30	0
Frizzell	3	19	6.3	13	0
Waters	3	19	6.3	14	0
Young	2	5	2.5	5	0
Everett	1	0	0.0	0	0
Brown	1	-5	-5.0	-5	0
Bell	0	24	--	24	0

Eagles	32	371	11.6	38	0
Opponents	17	98	5.8	29	0

Punting	No	Yds	Avg	Net	TB	Lg	B
Teltschik	98	3958	40.4	33.9	8	70	3
Cunningham	3	167	55.7	49.7	0	58	0

Eagles	104	4125	39.7	34.3	8	70	3
Opponents	85	3209	37.8	32.4	11	56	3

Punt Returns	Ret	FC	Yds	Avg	Lg	TD
Konecny	33	25	233	7.1	24	0

Eagles	33	25	233	7.1	24	0
Opponents	47	27	393	8.4	68	0

Leading Tacklers: Waters 154, Hopkins 146, Joyner 136, White 133, Pitts 121, Brown 101, Bell 92, Simmons 89, Reichenbach 84, Allen 65

Score By Periods	Q1	Q2	Q3	Q4	OT	Pts
Eagles	76	131	65	101	6	379
Opponents	111	47	73	88	0	319

Scoring	TD	Ru	Pa	Rt	PAT	FG	2Pt	Pts
Zendejas	0	0	0	0	30-31	19-24	0	87
Byars	10	6	4	0			0	60
Carter	7	0	6	1			0	42
Cunningham	6	6	0	0			0	36
Kei. Jackson	6	0	6	0			0	36
Toney	5	4	1	0			0	30
Quick	4	0	4	0			0	24
Dorsey	0	0	0	0	9-9	4-7	0	21
Johnson	2	0	2	0			0	12
Simmons	1	0	0	1			1	8
Garrity	1	0	1	0			0	6
Giles	1	0	1	0			0	6
Hoage	1	1	0	0			0	6
Dawson	0	0	0	0	3-3	0-1	0	3
Jenkins	0	0	0	0			1	2

Eagles	44	17	25	2	42-43	23-32	2	379
Opp.	37	11	23	3	35-37	20-29	1	319

Field Goals	1-19	20-29	30-39	40-49	50+
Zendejas	2/2	6/6	7/9	3/4	1/3
Dorsey	0/0	3/3	1/2	0/2	0/0
Dawson	0/0	0/1	0/0	0/0	0/0

Eagles	2/2	9/10	8/11	3/6	1/3
Opponents	0/0	9/12	6/7	4/8	1/2

Kickoff Returns	No.	Yds	Avg	Lg	TD
Beals	34	625	18.4	32	0
Konecny	17	276	16.2	25	0
Abercrombie	5	87	17.4	31	0
Byars	2	20	10.0	14	0

Jenkins 1-20; Bartlett 0-0

Eagles	59	1028	17.4	32	0
Opponents	63	1266	20.1	73	0

Sacks: White 18.0, Simmons 8.0, Brown 5.0, Joyner 3.5, Hoage 2.0, Pitts 1.5, Bartlett 1.0, Golic 1.0, Reichenbach 1.0, Bell 0.5, Waters 0.5,

Eagles 42.0, Opponents 57.0

Pro Bowl Selections: QB Randall Cunningham, TE Keith Jackson, DE Reggie White

TEAM STATS	EAGLES	OPP
Total First Downs	318	311
Rushing	105	85
Passing	179	199
Penalty	34	27
3rd Down: Made/Att	92/246	75/225
3rd Down Pct.	37.4	33.3
4th Down: Made/Att	8/12	10/19
4th Down Pct.	66.7	52.6
Possession Avg.	na	na
Total Net Yards	5430	5799
Avg. Per Game	339.4	362.4
Total Plays	1102	1086
Avg. Per Play	4.9	5.3
Net Yards Rushing	1945	1652
Avg. Per Game	121.6	103.3
Total Rushes	464	466
Net Yards Passing	3485	4147
Avg. Per Game	217.8	259.2
Sacked/Yards Lost	57/442	42/296
Gross Yards	3927	4443
Att./Completions	581/309	578/309
Completion Pct.	53.2	53.5
Had Intercepted	17	32
Punts/Average	104/39.7	85/37.8
Net Punting Avg.	34.3	32.4
Penalties/Yards	115/907	115/897
Fumbles/Ball Lost	29/9	28/12
Touchdowns	44	37
Rushing	17	11
Passing	25	23
Returns	2	3

Passing	Att	Cmp	Yds	Cmp%	Yds/Att	TD	TD%	Int	Int%	Lg	Sk/Lost	Rat
Cunningham	560	301	3808	53.8	6.80	24	4.3	16	2.9	80t	57/442	77.6
Cavanaugh	16	7	101	43.8	6.31	1	6.3	1	6.3	42	0/0	59.6
Teltschik 1-3, 18 yards; Byars 0-2												
Eagles	581	309	3927	53.2	6.76	25	4.3	17	2.9	80t	57/442	76.7
Opponents	578	309	4443	53.5	7.69	23	4.0	32	5.5	93t	42/296	68.9

USUAL STARTERS

WR	Mike Quick	LDE	Reggie White
LT	Matt Darwin	LDT	Mike Pitts
LG	David Alexander	RDT	Jerome Brown
C	Dave Rilmington	RDE	Clyde Simmons
RG	Reggie Singletary(9)	LLB	Seth Joyner
	Ron Baker (7)	MLB	Mike Reichenbach
RT	Ron Heller	RLB	Todd Bell
TE	Keith Jackson	LCB	Roynell Young
WR	Cris Carter	RCB	Eric Allen
QB	Randall Cunningham	SS	Andre Waters
RB	Keith Byars	FS	Wes Hopkins
FB	Anthony Toney		

1989 Eagles Statistics



Record: 11-5, 2nd in NFC East
Head Coach: Buddy Ryan

S-10	W	31-7	Seattle	64,287
S-17	W	42-37	at Washington	53,493
S-24	L	28-38	San Francisco	66,042
O-02	L	13-27	at Chicago	66,625
O-08	W	21-19	NY Giants	65,688
O-15	W	17-5	at Phoenix	42,620
O-22	W	10-7	LA Raiders	64,019
O-29	W	28-24	at Denver	75,065
N-05	L	17-20	at San Diego	47,019
N-12	L	3-10	Washington	65,443
N-19	W	10-9	Minnesota	65,944
N-23	W	27-0	at Dallas	54,444
D-03	W	24-17	at NY Giants	74,809
D-10	W	20-10	Dallas	59,842
D-18	L	20-30	at New Orleans	59,218
D-24	W	31-14	Phoenix	43,287
NFC WILD CARD				
D-31	L	7-21	LA Rams	57,869

TEAM STATS		EAGLES	OPP
Total First Downs		321	281
Rushing		120	81
Passing		171	171
Penalty		30	29
3rd Down: Made/Att	97/246		79/217
3rd Down Pct.	39.4		36.4
4th Down: Made/Att	6/13		5/15
4th Down Pct.	46.2		33.3
Possession Avg.	30:43		29:17
Total Net Yards	5320		4894
Avg. Per Game	332.5		305.9
Total Plays	1123		1017
Avg. Per Play	4.7		4.8
Net Yards Rushing	2208		1605
Avg. Per Game	138.0		100.3
Total Rushes	540		426
Net Yards Passing	3112		3289
Avg. Per Game	194.5		205.6
Sacked/Yards Lost	45/343		62/424
Gross Yards	3455		3713
Att./Completions	538/294		529/258
Completion Pct.	54.6		48.8
Had Intercepted	16		30
Punts/Average	87/39.0		85/42.0
Net Punting Avg.	35.3		35.5
Penalties/Yards	114/938		118/956
Fumbles/Ball Lost	43/16		44/26
Touchdowns	40		33
Rushing	14		6
Passing	23		26
Returns	3		1

Passing	Att	Cmp	Yds	Cmp%	Yds/Att	TD	TD%	Int	Int%	Lg	Sk/Lost	Rat
Cunningham	532	290	3400	54.5	6.39	21	3.9	15	2.8	66t	45/343	75.5
Cavanaugh	5	3	33	60.0	6.60	1	20.0	1	20.0	13t	0/0	79.6
Ruzek	1	1	22	100.0	22.00	1	100.0	0	0.0	22t	0/0	158.3
Eagles	538	294	3455	54.6	6.42	23	4.3	16	3.0	66t	45/343	76.2
Opponents	529	258	3713	48.8	7.02	26	4.9	30	5.7	80t	62/424	64.7

Rushing	No.	Yds	Avg	Lg	TD
Cunningham	104	621	6.0	51	4
Toney	172	582	3.4	44	3
Byars	133	452	3.4	16t	5
Higgs	49	184	3.8	13	0
Sherman	40	177	4.4	37	2
Drummond	32	127	4.0	16	0
Reichenbach 1-30, Teltschik 1-23, Carter 2-16, Runager 2-5, R.Johnson 1-3, Cavanaugh 2-(-3), Carson 1-(-9)					

Eagles	540	2208	4.1	51	14
Opponents	426	1605	3.8	58	6

Receiving	No.	Yds	Avg	Lg	TD
Byars	68	721	10.6	60	0
Keith Jackson	63	648	10.3	33	3
Carter	45	605	13.4	42	11
R.Johnson	20	295	14.8	34	1
Toney	19	124	6.5	15	0
Drummond	17	180	10.6	21	1
Giles	16	225	14.1	66t	2
Quick	13	228	17.5	40	2
Garrity	13	209	16.1	31	2
Sherman 8-85, H.Williams 4-32, Higgs 3-9, Edwards 2-74, Little 2-8-1TD, Carson 1-12					

Eagles	294	3455	11.8	66t	23
Opponents	258	3713	14.4	80t	26

INTs	No.	Yds	Avg	Lg	TD
Allen	8	38	4.8	18	0
Everett	4	64	16.0	30t	1
Frizzell	4	58	14.5	27	0
Jenkins	4	58	14.5	22	0
Evans	3	23	7.7	15	0
A.Harris	2	18	9.0	11	0
Simmons 1-60-1TD, Golic 1-28, Waters 1-20, Bell 1-18, Joyner 1-0					

Eagles	30	375	12.5	60t	2
Opponents	16	147	9.2	37	0

Punting	No	Yds	Avg	Net	TB	Lg	B
Teltschik	57	2246	39.4	35.3	3	58	0
Runager	17	568	33.4	30.5	1	52	0
Tuten	7	256	36.6	33.6	1	45	0
Cunningham	6	319	53.2	51.7	0	91	0

Eagles	87	3389	39.0	35.3	5	91	0
Opponents	85	3571	42.0	35.5	11	71	1

Punt Returns	Ret	FC	Yds	Avg	Lg	TD
H.Williams	30	7	267	8.9	24	0
Edwards	7	5	64	9.1	28	0

Eagles	37	12	331	8.9	28	0
Opponents	37	21	215	5.8	16	0

Sacks: Simmons 15.5, White 11.0, Brown 10.5, Pitts 7.0, Joyner 5.0, Hopkins 3.5, Golic 3.0, A.Harris 2.0, Evans 2.0, Frizzell 1.5, Waters 1.0, **Eagles 62.0, Opponents 45.0**

Score By Periods	Q1	Q2	Q3	Q4	OT	Pts
Eagles	61	91	84	106	0	342
Opponents	74	74	47	79	0	274

Scoring	TD	Ru	Pa	Rt	PAT	FG	2Pt	Pts
Carter	11	0	11	0			0	66
Zendejas	0	0	0	0	23-23	9-15	0	50
Ruzek	0	0	0	0	14-14	8-11	0	38
Byars	5	5	0	0			0	30
Cunningham	4	4	0	0			0	24
Kei. Jackson	3	3	0	0			0	18
Toney	3	3	0	0			0	18

DeLine (3-3 PAT, 3-7FG), Garrity (2 PA), Giles (2 PA), Quick (2 PA), and Sherman (2 RU) 12
Drummond (1 PA), Everett (1 RT), R.Johnson (1 PA), Little (1 PA), Simmons (1 RT), and Waters (1 RT) 6
A.Harris 0 0 0 0 1 2

Eagles	40	14	23	3	40-40	20-33	1	342
Opp.	33	6	26	1	30-33	14-26	2	274

Field Goals	1-19	20-29	30-39	40-49	50+
Zendejas	1/1	2/2	3/5	3/7	0/0
Ruzek	1/1	2/3	4/6	1/1	0/0
DeLine	0/0	0/0	1/2	2/5	0/0

Eagles	2/2	4/5	8/13	6/13	0/0
Opponents	1/1	4/5	3/8	6/11	0/1

Ruzek: Dallas weeks 1-9 - () () () (19G,53N,33G) (46N) (43N,48N) () (31N,37G) (35N,20G,43G) ... Phila. weeks 12-16 - (36G,38G) (35G) (30N,29G,46G) (21G,19G,20N) (34N,39G)

Zendejas: weeks 1-8 - (23G,33N) (33N) (35G,35G,44G,20G) (47G,45N,19G) () (40N,42G) (41N,34G) (41N)

DeLine: weeks 9-11... (48N,43G) (49G) (34G,45N,32N,46N)

Opponents: () (25G) (32G) () (25G,41G,39N,45G,24G) (41G) (28N,42N) (18G) (33N,23G,49G) (34G,35N) (37N,49G) (45N) (47N,38G) (42N,47G) (55N) (39N,45N)

Kickoff Returns	No.	Yds	Avg	Lg	TD
Higgs	16	293	18.3	30	0
H.Williams	14	249	17.8	28	0
Sherman	13	222	17.1	45	0

Edwards 3-23, Little 2-14, Byars 1-27


Eagles	49	828	16.9	45	0
Opponents	60	1307	21.8	93t	1

Leading Tacklers: Evans 184, Hopkins 140, Waters 137, Simmons 135, Brown 132, White 123, Joyner 123, Pitts 110, Jenkins 82.

Pro Bowl Selections: CB Eric Allen, QB Randall Cunningham, TE Keith Jackson, DE Reggie White

USUAL STARTERS			
WR	Ron Johnson (9)	LDE	Reggie White
	Mike Quick (5)	LDT	Mike Pitts
LT	Matt Darwin	RDT	Jerome Brown
LG	Mike Schad	RDE	Clyde Simmons
C	David Alexander	LLB	Seth Joyner
RG	Ron Solt	MLB	Byron Evans
RT	Ron Heller	RLB	Al Harris
TE	Keith Jackson	LCB	Izel Jenkins
WR	Cris Carter	RCB	Eric Allen
QB	Randall Cunningham	SS	Andre Waters
RB	Keith Byars	FS	Wes Hopkins
FB	Anthony Toney		

1990 Eagles Statistics



Record: 10-6, 2nd in NFC East Head Coach: Buddy Ryan

S-09	L	20-27	at NY Giants	76,202
S-16	L	21-23	Phoenix	64,396
S-23	W	27-21	at LA Rams	63,644
S-30	L	23-24	Indianapolis	62,067
O-15	W	32-24	Minnesota	66,296
O-21	L	7-13	at Washington	53,567
O-28	W	21-20	at Dallas	62,605
N-04	W	48-20	New England	65,514
N-12	W	28-14	Washington	65,857
N-18	W	24-23	at Atlanta	53,755
N-25	W	31-13	NY Giants	66,706
D-02	L	23-30	at Buffalo	79,320
D-09	L	20-23	otat Miami	67,034
D-16	W	31-0	Green Bay	65,627
D-23	W	17-3	Dallas	63,895
D-29	W	23-21	at Phoenix	31,796
NFC WILD CARD				
J-05	L	6-20	Washington	65,287

TEAM STATS		EAGLES	OPP
Total First Downs		325	251
Rushing		132	59
Passing		170	169
Penalty		23	23
3rd Down: Made/Att	90/218	68/217	
3rd Down Pct.	41.3	31.3	
4th Down: Made/Att	9/12	8/18	
4th Down Pct.	75.0	44.4	
Possession Avg.	33:19	26:41	
Total Net Yards	5700	4660	
Avg. Per Game	356.3	291.3	
Total Plays	1069	948	
Avg. Per Play	5.3	4.9	
Net Yards Rushing	2556	1169	
Avg. Per Game	159.8	73.1	
Total Rushes	540	337	
Net Yards Passing	3144	3491	
Avg. Per Game	196.5	218.2	
Sacked/Yards Lost	50/438	45/280	
Gross Yards	3582	3771	
Att./Completions	479/281	566/273	
Completion Pct.	58.7	48.2	
Had Intercepted	13	19	
Punts/Average	74/40.9	86/40.3	
Net Punting Avg.	35.5	34.4	
Penalties/Yards	120/981	94/706	
Fumbles/Ball Lost	32/15	32/11	
Touchdowns	48	33	
Rushing	10	9	
Passing	34	23	
Returns	4	1	

Score By Periods	Q1	Q2	Q3	Q4	OT	Pts
Eagles	84	104	67	141	0	396
Opponents	71	81	40	104	3	299

Rushing	No.	Yds	Avg	Lg	TD
Cunningham	118	942	8.0	52t	5
Sherman	164	685	4.2	36	1
Toney	132	452	3.4	20	1
Sanders	56	208	3.7	39	1
Byars	37	141	3.8	23	0
Vick	16	58	3.6	17	1
Drummond	8	33	4.1	9	1
C.Williams	2	20	10.0	18	0
Barnett	2	13	6.5	12	0
Feagles	2	3	1.5	3	0
McMahon	3	1	0.3	3	0

Eagles	540	2556	4.7	52t	10
Opponents	337	1169	3.5	51	9

Receiving	No.	Yds	Avg	Lg	TD
Byars	81	819	10.1	54	3
Keith Jackson	50	670	13.4	37t	6
C.Williams	37	602	16.3	45t	9
Barnett	36	721	20.0	95t	8
Sherman	23	167	7.3	26	3
Shuler	18	190	10.6	25	0
Toney	17	133	7.8	32	3
Quick	9	135	15.0	39	1
Drummond	5	39	7.8	29	0
Sanders	2	20	10.0	12	0

Eagles	281	3582	12.7	95t	34
Opponents	273	3771	13.8	78t	23

INTs	No.	Yds	Avg	Lg	TD
Hopkins	5	45	9.0	21	0
Frizzell	3	91	30.3	37	1
Allen	3	37	12.3	35t	1
B.Smith	3	1	0.3	1	0

Eagles	19	271	14.3	42	3
Opponents	13	88	6.8	38	0

Punt Returns	Ret	FC	Yds	Avg	Lg	TD
R.Harris	16	2	151	9.4	30	0
Hargrove	12	2	83	6.9	13	0
Edwards	8	7	60	7.5	13	0
Bellamy	2	0	22	11.0	22	0
C.Williams	2	0	-1	-0.5	0	0

Eagles	40	11	315	7.9	30	0
Opponents	37	19	338	9.1	68t	1

Sacks: White 14.0, Simmons 8.0, Joyner 7.5, Small 3.5, Pitts 3.0, Hopkins 2.0, Golic 2.0, J.Brown 1.0, Chapura 1.0, Evans 1.0, Frizzell 1.0, Hoage 1.0

Eagles 45.0, Opponents 50.0

Leading Tacklers: Joyner 132, Evans 112, Simmons 109, J.Brown 108, Waters 101, B.Smith 91, White 83, Hopkins 77, Small 76, Golic 72.

Passing	Att	Cmp	Yds	Cmp%	Yds/Att	TD	TD%	Int	Int%	Lg	Sk/Lost	Rat
Cunningham	465	271	3466	58.3	7.45	30	6.5	13	2.8	95t	49/431	91.6
McMahon	9	6	63	66.7	7.00	0	0.0	0	0.0	21	1/7	86.8
Byars	4	4	53	100.0	13.25	4	100.0	0	0.0	18t	0/0	158.3
Feagles	1	0	0	0.0	0.00	0	0.0	0	0.0	0	0/0	39.6
Eagles	479	281	3582	58.7	7.48	34	7.1	13	2.7	95t	50/438	94.5
Opponents	566	273	3771	48.2	6.66	23	4.1	19	3.4	78t	45/280	69.6

Scoring	TD	Ru	Pa	Rt	PAT	FG	2Pt	Pts
Ruzek	0	0	0	0	45-48	21-29	0	108
C.Williams	9	0	9	0			0	54
Barnett	8	0	8	0			0	48
Keith Jackson	6	0	6	0			0	36
Cunningham	5	5	0	0			0	30
Sherman	4	1	3	0			0	24
Toney	4	1	3	0			0	24
Byars	3	0	3	0			0	18

Eagles	48	10	34	4	45-48	21-29	0	396
Opp.	33	9	23	1	32-33	23-32	0	299

Field Goals	1-19	20-29	30-39	40-49	50+
Ruzek	2/2	5/7	9/12	4/7	1/1
Eagles	2/2	5/7	9/12	4/7	1/1
Opponents	0/0	4/4	7/8	10/15	2/5

Ruzek: (37G,29G) | (43G,36N,18G) (22G,49N,44G,31G) (38G,30G,29G,19G) (28N,40N) | (27G,34G) | (46G) (39G) (32G) (39N,53G,33G) (22N,34G,37N) (47N,29G) (44G)

Opp: (38G,46G) (25G,50G,42G) (48N) (41G) (33G) (51N,48N,41N,50N,33G,39G) (43G,43G, 51N) (39G,49N,44G) | (53G,46G,28G) | (43G, 21G,45G,36N) (24G,34G,39G) (47N) (46G) |

Kickoff Returns	No.	Yds	Avg	Lg	TD
Hargrove	19	341	17.9	30	0
Sanders	15	299	19.9	37	0

Ken.Jackson 6-125, Barnett 4-65, Edwards 3-36, R.Harris 1-44, Vick 2-22, Bellamy 1-17, Jenkins 1-14, Allen 1-2, Hager 1-0

Eagles	54	965	17.9	44	0
Opponents	74	1408	19.0	40	0

Punting No Yds Avg Net TB Lg B

Feagles	72	3026	42.0	35.5	3	60	2
Eagles	74	3026	40.9	35.5	3	60	2
Opponents	86	3470	40.3	34.4	10	59	0

Pro Bowl: DT Jerome Brown, QB Randall Cunningham, TE Keith Jackson, DE Reggie White

USUAL STARTERS			
WR	Fred Barnett	LDE	Reggie White
LT	Ron Heller	LDT	Mike Golic
LG	Mike Schad	RDT	Jerome Brown
C	David Alexander	RDE	Clyde Simmons
RG	Ron Solt	LLB	Seth Joyner
RT	Reggie Singletary	MLB	Byron Evans
TE	Keith Jackson	RLB	Jessie Small
WR	Calvin Williams	LCB	Ben Smith
QB	Randall Cunningham	RCB	Eric Allen
RB	Keith Byars	SS	Andre Waters
FB	Anthony Toney	FS	Wes Hopkins

Passing	Att	Cmp	Yds	Cmp%	Yds/Att	TD	TD%	Int	Int%	Lg	Sk/Lost	Rat
Cunningham	465	271	3466	58.3	7.45	30	6.5	13	2.8	95t	49/431	91.6
McMahon	9	6	63	66.7	7.00	0	0.0	0	0.0	21	1/7	86.8
Byars	4	4	53	100.0	13.25	4	100.0	0	0.0	18t	0/0	158.3
Feagles	1	0	0	0.0	0.00	0	0.0	0	0.0	0	0/0	39.6
Eagles	479	281	3582	58.7	7.48	34	7.1	13	2.7	95t	50/438	94.5
Opponents	566	273	3771	48.2	6.66	23	4.1	19	3.4	78t	45/280	69.6

1991 Eagles Statistics



Record: 10-6, 3rd in NFC East Head Coach: Rich Kotite

S-01	W	20-3	at Green Bay	58,991
S-08	L	10-26	Phoenix	63,818
S-15	W	24-0	at Dallas	62,656
S-22	W	23-14	Pittsburgh	65,511
S-30	L	0-23	at Washington	55,198
O-06	L	13-14	at Tampa Bay	41,219
O-13	L	6-13	New Orleans	64,224
O-27	L	7-23	San Francisco	65,796
N-04	W	30-7	NY Giants	65,816
N-10	W	32-30	at Cleveland	72,086
N-17	W	17-10	Cincinnati	63,189
N-24	W	34-14	at Phoenix	37,307
D-02	W	13-6	at Houston	62,141
D-08	W	19-14	at NY Giants	76,099
D-15	L	13-25	Dallas	65,854
D-22	W	24-22	Washington	58,988

TEAM STATS	EAGLES	OPP
Total First Downs	249	206
Rushing	86	53
Passing	142	133
Penalty	21	20
3rd Down: Made/Att	73/223	62/208
3rd Down Pct.	32.7	29.8
4th Down: Made/Att	8/13	2/13
4th Down Pct.	61.5	15.4
Possession Avg.	33:25	26:35
Total Net Yards	4302	3549
Avg. Per Game	268.9	221.8
Total Plays	1004	905
Avg. Per Play	4.3	3.9
Net Yards Rushing	1396	1136
Avg. Per Game	87.3	71.0
Total Rushes	446	383
Net Yards Passing	2906	2413
Avg. Per Game	181.6	150.8
Sacked/Yards Lost	45/263	55/394
Gross Yards	3169	2807
Att./Completions	513/285	467/206
Completion Pct.	55.6	44.1
Had Intercepted	27	26
Punts/Average	88/41.4	86/42.7
Net Punting Avg.	34.0	37.4
Penalties/Yards	111/839	105/881
Fumbles/Ball Lost	34/16	43/22
Touchdowns	29	24
Rushing	8	4
Passing	17	16
Returns	4	4

Passing	Att	Cmp	Yds	Cmp%	Yds/Att	TD	TD%	Int	Int%	Lg	Sk/Lost	Rat
McMahon	311	187	2239	60.1	7.20	12	3.9	11	3.5	75t	21/128	80.3
Kemp	114	57	546	50.0	4.79	5	4.4	5	4.4	57	12/61	60.1
Goebel	56	30	267	53.6	4.77	0	0.0	6	10.7	26	6/37	27.0
Ryan	26	10	98	38.5	3.77	0	0.0	4	15.4	32	4/21	10.3
Cunningham 1-4, 19 yards, sacked twice for 16 yards; Byars 0-2, 1 INT												
Eagles	513	285	3169	55.6	6.18	17	3.3	27	5.3	75t	45/263	63.2
Opponents	467	206	2807	44.1	6.01	16	3.4	26	5.6	75	55/394	52.1

Rushing	No.	Yds	Avg	Lg	TD
Joseph	135	440	3.3	24	3
Byars	94	383	4.1	28	1
Sherman	106	279	2.6	12	0
Kemp	16	73	4.6	18	0
Sanders	54	122	2.3	16	1
McMahon	22	55	2.5	12	1
Drummond	12	27	2.3	7	2
Ken Jackson 1-18, Goebel 1-2, Barnett 1-0, Feagles 3-(-1), Ryan 1-(-2)					

Eagles	No.	Yds	Avg	Lg	TD
Eagles	446	1396	3.1	28	8
Opponents	383	1136	3.0	34	4
Receiving	No.	Yds	Avg	Lg	TD
Barnett	62	948	15.3	75t	4
Byars	62	564	9.1	37	3
Keith Jackson	48	569	11.9	73t	5
Williams	33	326	9.9	30	3
Green	29	364	12.6	42	0
Sherman	14	59	4.2	11	0
Joseph	10	64	6.4	13	0
Sanders	8	62	7.8	14	0
Shuler	6	91	15.2	21	0
M.Johnson	6	70	11.7	31t	2
Ken Jackson	4	29	7.3	9	0
Harris	2	28	14.0	22	0
McMahon	1	-5	-5.0	-5	0

Eagles	No.	Yds	Avg	Lg	TD
Eagles	285	3169	11.1	75t	17
Opponents	206	2807	13.6	75	16
INTs	No.	Yds	Avg	Lg	TD
Hopkins	5	26	5.2	14	0
Allen	5	20	4.0	8	0
Joyner	3	41	13.7	41	0
Miano	3	30	10.0	18	0
O.Smith	2	74	37.0	74t	1
Evans	2	46	23.0	31	0
B.Smith	2	6	3.0	6	0
Booty 1-24, Golic 1-13, Waters 1-0, White 1-0					

Eagles	Ret	FC	Yds	Avg	Lg	TD
Eagles	26	280	10.8	74t	1	1
Opponents	27	432	16.0	59	2	2

Punt Returns	Ret	FC	Yds	Avg	Lg	TD
Harris	53	9	416	7.8	40	0
Eagles	53	9	416	7.8	40	0
Opponents	42	11	431	10.3	85t	1

Punting	No	Yds	Avg	Net	TB	Lg	B
Feagles	87	3640	41.8	34.0	11	77	1
Eagles	88	3640	41.4	34.0	11	77	1
Opponents	86	3670	42.7	37.4	2	65	1

Sacks	No.	Yds
White	15.0	Simmons 13.0, Brown 9.0, Joyner 6.5, Golic 2.5, Hopkins 2.0, Pitts 2.0, W.Thomas 2.0, Booty 1.0, Jenkins 1.0, Eagles 55.0, Opponents 45.0

Score By Periods	Q1	Q2	Q3	Q4	OT	Pts
Eagles	41	109	53	82	0	285
Opponents	72	71	38	63	0	244

Scoring	TD	Ru	Pa	Rt	PAT	FG	2Pt	Pts
Ruzek	0	0	0	0	27-29	28-33	0	111
Kei. Jackson	5	0	5	0				0 30
Barnett	4	0	4	0				0 24
Byars	4	1	3	0				0 24
Joseph	3	3	0	0				0 18
Williams	3	0	3	0				0 18
Drummond	2	2	0	0				0 12
M.Johnson	2	0	2	0				0 12
Joyner	2	0	0	2				0 12
McMahan (1 Ru), Senders (1 Ru), Simmons (1 Rt), O.Smith (1 Rt)								

Eagles	29	8	17	4	27-29	28-33	0	285
Opp.	24	4	16	4	23-24	25-33	1	244

Field Goals	1-19	20-29	30-39	40-49	50+
Ruzek	2/2	8/8	9/10	8/10	1/3
Eagles	2/2	8/8	9/10	8/10	1/3
Opponents	0/0	7/7	8/10	6/11	4/5

Ruzek: (37G,40G) (47G,47N) (42G,55N) (27G,34G,20G) (18G,45G) (18G,45G) (48G,41G) (37N) (38G,36G,25G) (21G,37G,24G,19G) (42N,37G) (1) (23G,29G) (46G,21G,51G,36G) (37G,51N,47G) (38G) **Opponents:** (21G) (52G,28G,22G,42G) (1) (1) (37G,35G,45N,27G) (32N) (36G,43N,26G) (45G,25G,50G) (1) (50G) (38G) (43N) (42G,47G) (44N,32N) (50G,55N,32G,37G) (21G,47G,47G,38G,49N,35G)

Kickoff Returns	No.	Yds	Avg	Lg	TD
Harris	28	473	16.9	33	0
Sanders	10	160	16.0	31	0
Green	5	70	14.0	21	0
Sherman	4	61	15.3	20	0
Eagles	47	764	16.3	33	0
Opponents	60	1146	19.1	51	0

Leading Tacklers: Waters 156, Brown 150, Hopkins 138, Simmons 115, Evans 111, Joyner 110, White 100, Pitts 100, Golic 72, W.Thomas 40

Pro Bowl Selections: CB Eric Allen, DT Jerome Brown, LB Seth Joyner, DE Clyde Simmons, DE Reggie White

USUAL STARTERS		
WR	Fred Barnett	LDE Reggie White
LT	Ron Heller	LDT Mike Pitts
LG	Dennis McKnight	RDT Jerome Brown
C	David Alexander	RDE Clyde Simmons
RG	Ron Solt	LLB Seth Joyner
RT	Antone Davis	MLB Byron Evans
TE	Keith Jackson	RLB Jessie Small (8)
WR	Calvin Williams	William Thomas (7)
QB	Jim McMahon	LCB Ben Smith
RB	Heath Sherman (5)	RCB Eric Allen
	James Joseph (3)	SS Andre Waters
	Thomas Sanders (3)	FS Wes Hopkins
FB	Keith Byars	

1992 Eagles Statistics



Record: 11-5, 2nd in NFC East
Head Coach: Rich Kotite

S-06	W	15-13	New Orleans	65,513
S-13	W	31-14	at Phoenix	42,533
S-20	W	30-0	Denver	65,833
O-05	W	31-7	Dallas	66,572
O-11	L	17-24	at Kansas City	76,626
O-18	L	12-16	at Washington	56,380
O-25	W	7-3	Phoenix	64,676
N-01	L	10-20	at Dallas	65,012
N-08	W	31-10	L.A. Raiders	65,388
N-15	L	24-27	at Green Bay (Mil)	52,689
N-22	W	47-34	at NY Giants	68,153
N-29	L	14-20	at San Francisco	64,374
D-06	W	28-17	Minnesota	65,280
D-13	W	20-17	otat Seattle	47,492
D-20	W	17-13	Washington	65,841
D-27	W	20-10	NY Giants	64,266
NFC WILD CARD				
J-03	W	36-20	at New Orleans	68,893
NFC DIVISIONAL PLAYOFF				
J-10	L	10-34	at Dallas	63,721

<u>Rushing</u>	<u>No.</u>	<u>Yds</u>	<u>Avg</u>	<u>Lg</u>	<u>TD</u>
Walker	267	1070	4.0	38	8
Sherman	112	583	5.2	34	5
Cunningham	87	549	6.3	30	5
Byars	41	176	4.3	23	1
McMahon	6	23	3.8	11	0
Sikahema	2	2	1.0	1	0
Barnett	1	-15	-15.0	-15	0
Eagles	516	2388	4.6	38	19
Opponents	386	1481	3.8	51	4
<u>Receiving</u>	<u>No.</u>	<u>Yds</u>	<u>Avg</u>	<u>Lg</u>	<u>TD</u>
Barnett	67	1083	16.2	71t	6
Byars	56	503	9.0	46	2
C.Williams	42	598	14.2	49t	7
Walker	38	278	7.3	41	2
Sherman	18	219	12.2	75t	1
Sikahema	13	142	10.9	22	0
Green	8	105	13.1	21	0
Beach	8	75	9.4	16	2
F.Dixon	3	36	12.0	19	0
M.Johnson	2	16	8.0	13	0
Eagles	255	3054	12.0	75t	20
Opponents	263	3316	12.6	74t	20

<u>Score By Periods</u>						<u>Q1</u>	<u>Q2</u>	<u>Q3</u>	<u>Q4</u>	<u>OT</u>	<u>Pts</u>		
Eagles	45	109	89	108	3	354							
Opponents	47	87	30	81	0	245							
<u>Scoring</u>						<u>TD</u>	<u>Ru</u>	<u>Pa</u>	<u>Rt</u>	<u>PAT</u>	<u>FG</u>	<u>2Pt</u>	<u>Pts</u>
Ruzek	0	0	0	0	40-44	16-25	0	88					
Walker	10	8	2	0			0	60					
C.Williams	7	0	7	0			0	42					
Barnett	6	0	6	0			0	36					
Sherman	6	5	1	0			0	36					
Cunningham	5	5	0	0			0	30					
Byars	3	1	2	0			0	18					
Beach	2	0	2	0			0	12					
Joyner	2	0	0	2			0	12					
Rose	1	0	0	1			0	6					
Sikahema	1	0	0	1			0	6					
White	1	0	0	1			0	6					
Team	0	0	0	0			1	2					
Eagles	44	19	20	5	40-44	16-25	1	354					
Opp.	26	4	20	2	26-26	21-32	0	245					
<u>Field Goals</u>						<u>1-19</u>	<u>20-29</u>	<u>30-39</u>	<u>40-49</u>	<u>50+</u>			
Ruzek	2/2	3/3	4/6	6/13	1/1								
Eagles	2/2	3/3	4/6	6/13	1/1								
Opponents	1/1	8/10	8/11	4/10	0/0								

Ruzek: (18G) (33G) (50G,27G,35G) (40G) (49G,39N,43B) (39G) (46N,42N) (18G) (24G) (34G) (1) (1) (40N) (42G,34B,44G) (45N,47N,23G) (40B,45G,46G)

Opponents: (39G,31G,41N) (48N) (49N,33N) (48N) (20G) (32N,18G,21G,28G) (24N,34G) (42N,38N,35G,48G) (22G) (31G,41G) (35G,44G) (22G,28N,28G) (42N,32G) (39G) (29G,41G) (20G)

Sacks: Simmons 19.0, White 14.0, Harmon 7.5, Joyner 7.0, Pitts 4.0, Golic 2.0, W.Thomas 1.5,

Eagles 55.0, Opponents 64.0

Leading Tacklers: Evans 175, Miano 125, Joyner 121, Hopkins 102, Booty 97, Simmons 96, W.Thomas 94, Golic 94, White 81, Allen 72.

Pro Bowl Selections: CB Eric Allen, WR Fred Barnett, DE Clyde Simmons, DE Reggie White


USUAL STARTERS			
WR	Fred Barnett	LDE	Reggie White
LT	Ron Heller	LDT	Andy Harmon
LG	Mike Schaad	RDT	Mike Golic
C	David Alexander	RDE	Clyde Simmons
RG	Eric Floyd	LLB	Seth Joyner
RT	Antone Davis	MLB	Byron Evans
TE	Keith Byars (8)	RLB	William Thomas
	Pat Beach (7)	LCB	Izel Jenkins (6)
WR	Calvin Williams		John Booty (6)
QB	Randall Cunningham	RCB	Eric Allen
RB	Herschel Walker	SS	Rich Miano
FB	Heath Sherman (7)	FS	Wes Hopkins (10)
	Keith Byars (7)		Andre Waters (6)

<u>Passing</u>	<u>Att</u>	<u>Cmp</u>	<u>Yds</u>	<u>Cmp%</u>	<u>Yds/Att</u>	<u>TD</u>	<u>TD%</u>	<u>Int</u>	<u>Int%</u>	<u>Lg</u>	<u>Sk/Lost</u>	<u>Rat</u>
Cunningham	384	233	2775	60.7	7.23	19	4.9	11	2.9	75t	60/437	87.3
McMahon	43	22	279	51.2	6.49	1	2.3	2	4.7	42t	4/25	60.1
Byars	1-0-0											
Walker	1-0-0											
Eagles	429	255	3054	59.4	7.12	20	4.7	13	3.0	75t	64/462	84.2
Opponents	517	263	3316	50.9	6.41	20	3.9	24	4.6	74t	56/395	64.8

<u>TEAM STATS</u>	<u>EAGLES</u>	<u>OPP</u>
Total First Downs	292	242
Rushing	138	73
Passing	138	146
Penalty	16	23
3rd Down: Made/Att	80/208	74/222
3rd Down Pct.	38.5	33.3
4th Down: Made/Att	7/14	13/20
4th Down Pct.	50.0	65.0
Possession Avg.	31:47	28:13
Total Net Yards	4980	4402
Avg. Per Game	311.3	275.1
Total Plays	1009	959
Avg. Per Play	4.9	4.6
Net Yards Rushing	2388	1481
Avg. Per Game	149.3	92.6
Total Rushes	516	386
Net Yards Passing	2592	2921
Avg. Per Game	162.0	182.6
Sacked/Yards Lost	64/462	55/395
Gross Yards	3054	3316
Att./Completions	429/255	517/263
Completion Pct.	59.4	50.9
Had Intercepted	13	24
Punts/Average	82/42.2	85/41.5
Net Punting Avg.	36.9	34.3
Penalties/Yards	101/807	86/683
Fumbles/Ball Lost	25/15	27/13
Touchdowns	44	26
Rushing	19	4
Passing	20	20
Returns	5	2

<u>INTs</u>	<u>No.</u>	<u>Yds</u>	<u>Avg</u>	<u>Lg</u>	<u>TD</u>							
Joyner	4	88	22.0	43t	2							
Evans	4	76	19.0	43	0							
Allen	4	49	12.3	36	0							
Booty	3	22	7.3	22	0							
Hopkins	3	6	2.0	4	0							
W.Thomas	2	4	2.0	4	0							
Miano	1	39	39.0	39	0							
Waters	1	23	23.0	23	0							
McMillian	1	0	0.0	0	0							
O.Smith	1	0	0.0	0	0							
Eagles	24	307	12.8	49	2							
Opponents	13	77	5.9	30	0							
<u>Punt Returns</u>	<u>Ret</u>	<u>FC</u>	<u>Yds</u>	<u>Avg</u>	<u>Lg</u>	<u>TD</u>						
Sikahema	40	10	503	12.6	87t	1						
Sydner	7	5	52	7.4	17	0						
Eagles	47	15	555	11.8	87t	1						
Opponents	36	20	295	8.2	47	0						
<u>Punting</u>	<u>No</u>	<u>Yds</u>	<u>Avg</u>	<u>Net</u>	<u>TB</u>	<u>Lg</u>	<u>B</u>					
Feagles	82	3459	42.2	36.9	7	68	0					
Eagles	82	3459	42.2	36.9	7	68	0					
Opponents	85	3531	41.5	34.3	3	66	1					
<u>Kickoff Returns</u>	<u>No.</u>	<u>Yds</u>	<u>Avg</u>	<u>Lg</u>	<u>TD</u>							
Sikahema	26	528	20.3	41	0							
Sydner	17	368	21.6	45	0							
Walker	3	69	23.0	34	0							
Booty	1	11	11.0	11	0							
Brooks	1	11	11.0	11	0							
Eagles	48	987	20.6	45	0							
Opponents	53	1027	19.4	92t	1							
<u>Passing</u>	<u>Att</u>	<u>Cmp</u>	<u>Yds</u>	<u>Cmp%</u>	<u>Yds/Att</u>	<u>TD</u>	<u>TD%</u>	<u>Int</u>	<u>Int%</u>	<u>Lg</u>	<u>Sk/Lost</u>	<u>Rat</u>
Cunningham	384	233	2775	60.7	7.23	19	4.9	11	2.9	75t	60/437	87.3
McMahon	43	22	279	51.2	6.49	1	2.3	2	4.7	42t	4/25	60.1
Byars	1-0-0											
Walker	1-0-0											
Eagles	429	255	3054	59.4	7.12	20	4.7	13	3.0	75t	64/462	84.2
Opponents	517	263	3316	50.9	6.41	20	3.9	24	4.6	74t	56/395	64.8

1993 Eagles Statistics



Record: 8-8, 3rd in NFC East
Head Coach: Rich Kotite

S-05	W	23-17	Phoenix	59,831
S-12	W	20-17	at Green Bay	59,061
S-19	W	34-31	Washington	65,435
O-03	W	35-30	at NY Jets	72,593
O-10	L	6-17	Chicago	63,601
O-17	L	10-21	at NY Giants	76,050
O-31	L	10-23	Dallas	61,912
N-07	L	3-16	at Phoenix	46,663
N-14	L	14-19	Miami	64,213
N-21	L	3-7	NY Giants	62,928
N-28	W	17-14	at Washington	46,663
D-06	L	17-23	at Dallas	64,521
D-12	L	7-10	Buffalo	60,769
D-19	W	20-10	at Indianapolis	44,952
D-26	W	37-26	New Orleans	50,085
J-03	W	37-34	otat San Francisco	61,653

TEAM STATS	EAGLES	OPP
Total First Downs	303	271
Rushing	104	91
Passing	184	155
Penalty	15	25
3rd Down: Made/Att	92/224	66/205
3rd Down Pct.	41.1	32.2
4th Down: Made/Att	7/16	15/20
4th Down Pct.	43.8	75.0
Possession Avg.	31:00	29:00
Total Net Yards	4922	5019
Avg. Per Game	307.6	313.7
Total Plays	1054	966
Avg. Per Play	4.7	5.2
Net Yards Rushing	1761	2080
Avg. Per Game	110.1	130.0
Total Rushes	456	467
Net Yards Passing	3161	2939
Avg. Per Game	197.6	183.7
Sacked/Yards Lost	42/302	36/214
Gross Yards	3463	3153
Att./Completions	556/328	463/251
Completion Pct.	59.0	54.2
Had Intercepted	13	20
Punts/Average	83/40.0	75/41.8
Net Punting Avg.	35.3	36.2
Penalties/Yards	101/770	85/610
Fumbles/Ball Lost	32/21	33/15
Touchdowns	35	35
Rushing	7	11
Passing	23	22
Returns	5	2

Score By Periods	Q1	Q2	Q3	Q4	OT	Pts
Eagles	36	101	56	97	3	293
Opponents	65	94	55	101	0	315

Pro Bowl Selections: CB Eric Allen, LB Seth Joyner

Rushing	No.	Yds	Avg	Lg	TD
Walker	174	746	4.3	35	1
Sherman	115	406	3.5	19	2
Hebron	84	297	3.5	33	3
Joseph	39	140	3.6	12	0
Cunningham	18	110	6.1	26	1
Brister	20	39	2.0	13	0
O'Brien	4	17	4.3	11	0
Feagles	2	6	3.0	6	0

Eagles	456	1761	3.9	35	7
Opponents	467	2080	4.5	85t	11

Receiving	No.	Yds	Avg	Lg	TD
Walker	75	610	8.1	55	3
C.Williams	60	725	12.1	80t	10
Bavaro	43	481	11.2	27	6
Bailey	41	545	13.3	58	1
Joseph	29	291	10.0	48	1
Barnett	17	170	10.0	21	0
Young	14	186	13.3	49t	2
Lofton	13	167	12.8	32	0
Sherman	12	78	6.5	21	0
Hebron	11	82	7.5	12	0
M.Johnson	10	81	8.1	17	0
Sydner	2	42	21.0	31	0
Lawrence	1	5	5.0	5	0

Eagles	328	3463	10.6	80t	23
Opponents	251	3153	12.6	69	22

INTs	No.	Yds	Avg	Lg	TD
Allen	6	201	33.5	94t	4
Miano	4	26	6.5	16	0
W.Thomas	2	39	19.5	21	0
McMillian	2	25	12.5	17	0
Hager 1-19; Evans 1-8; Joyner 1-6; Hopkins 1-0; Simmons 1-0; O. Smith 1-0					

Eagles	20	324	16.2	94t	4
Opponents	13	107	8.2	41	0

Kickoff Returns	No.	Yds	Avg	Lg	TD
Sikahema	30	579	19.3	35	0
Walker	11	184	16.7	30	0
Sydner	9	158	17.6	36	0
Hebron	3	35	11.7	18	0
M.Johnson	1	7	7.0	7	0
O.Smith	0	24	-	24	0

Eagles	54	987	18.3	36	0
Opponents	53	1133	21.4	60	0

Leading Tacklers: Joyner 113, Evans 109, W.Thomas 107, Miano 104, Simmons 98, Hopkins 94, Harmon 89, Hager 78, Allen 64, Waters 64.

Sacks: Harmon 11.5, W.Thomas 6.5, Simmons 5.0, Mil-lard 4.0, Flores 3.0, Allen 2.0, Joyner 2.0, Hager 1.0, Perry 1.0, **Eagles 36.0, Opponents 42.0**

Passing	Att	Cmp	Yds	Cmp%	Yds/Att	TD	TD%	Int	Int%	Lg	Sk/Lost	Rat
Brister	309	181	1905	58.6	6.17	14	4.5	5	1.6	58	19/148	84.9
O'Brien	137	71	708	51.8	5.17	4	2.9	3	2.2	41	15/116	67.4
Cunningham	110	76	850	69.1	7.73	5	4.5	5	4.5	80t	7/33	88.1
Walker	0	0	0	-	-	0	-	0	-	-	1/5	---
Eagles	556	328	3463	59.0	6.23	23	4.1	13	2.3	80t	42/302	81.2
Opponents	463	251	3153	54.2	6.81	22	4.8	20	4.3	69	36/214	73.5

Scoring	TD	Ru	Pa	Rt	PAT	FG	2Pt	Pts
C.Williams	10	0	10	0			0	60
Bahr	0	0	0	0	18-19	8-13	0	42
Ruzek	0	0	0	0	13-16	8-10	0	37
Bavaro	6	0	6	0			0	36
Allen	4	0	0	4			0	24
Walker	4	1	3	0			0	24
Hebron	3	3	0	0			0	18
Sherman	2	2	0	0			0	12
Young	2	0	2	0			0	12
Bailey	1	0	1	0			0	6
Cunningham	1	1	0	0			0	6
Evans	1	0	0	1			0	6
Joseph	1	0	1	0			0	6
Flores (2), Team (2)								

Eagles	35	7	23	5	31-35	16-23	2	293
Opp.	35	11	22	2	34-35	23-34	1	315

Field Goals	1-19	20-29	30-39	40-49	50+
Bahr	0/0	4/6	2/2	2/5	0/0
Ruzek	0/0	4/4	3/5	1/1	0/0
Eagles	0/0	8/10	5/7	3/6	0/0
Opponents	1/1	8/9	8/11	5/10	1/3

Ruzek: (32N) (31N,27G,30G) (0) (0) (0) (0) (0) (0) (0) (21G,25G) (46G) (34G,32G,28G)

Bahr: (0) (27G,42G) (0) (48G) (33G) (27G,27N) (47N) (35G) (22G) (25G,44N) (21N,45N) (0) (0)

Opponents: (24G) (23G) (38G) (0) (37G) (0) (35G,23G,40G) (23G,20G,29G,47N,40N) (46G,45G) (52N,34N,45N) (35N) (23G,19G,47G) (42N,29N,51N,34G) (39G) (41G,56G,35G,37G) (30G,47N,29G,32N)

Punting	No	Yds	Avg	Net	TB	Lg	B
Feagles	83	3323	40.0	35.3	4	60	0
Eagles	83	3323	40.0	35.3	4	60	0
Opponents	75	3137	41.8	36.2	7	59	0


Punt Returns	Ret	FC	Yds	Avg	Lg	TD
Sikahema	33	20	275	8.3	25	0
O.Smith	0	0	9	-	9	0

Eagles	33	20	284	8.6	25	0
Opponents	35	19	311	8.9	83t	1

USUAL STARTERS

WR	Victor Bailey	LDE	Mike Flores
LT	Broderick Thompson	LDT	Andy Harmon
LG	Mike Schad	RDT	William Perry
C	David Alexander	RDE	Clyde Simmons
RG	L.Holmes (6), R.Hallstrom (6)	LLB	Seth Joyner
RT	Antone Davis	MLB	Byron Evans
TE	Mark Bavaro	RLB	William Thomas
WR	Calvin Williams	LCB	Mark McMillian
QB	B. Brister (8), R.Cunningham (4), K.O'Brien (4)	RCB	Eric Allen
SS	A.Waters (8), W.Hopkins (6)	FS	Rich Miano
RB	Herschel Walker		
FB	H.Sherman (6), J.Joseph (5)		

1994 Eagles Statistics



Record: 7-9, 4th in NFC East
Head Coach: Rich Kotite

Week	Result	Opponent	Score
S-04	L	at NY Giants	76,130
S-12	W	Chicago	64,890
S-18	W	Green Bay	63,922
O-02	W	at San Francisco	64,843
O-09	W	Washington	63,947
O-16	L	at Dallas	64,703
O-24	W	Houston	65,233
O-30	W	at Washington	53,530
N-06	W	Arizona	64,952
N-13	L	Cleveland	65,233
N-20	L	at Arizona	62,779
N-27	L	at Atlanta	60,008
D-04	L	Dallas	65,974
D-11	L	at Pittsburgh	55,474
D-18	L	NY Giants	64,540
D-24	L	at Cincinnati	39,923

TEAM STATS	EAGLES	OPP
Total First Downs	293	275
Rushing	103	94
Passing	168	151
Penalty	22	30
3rd Down: Made/Att	101/243	78/214
3rd Down Pct.	41.6	36.4
4th Down: Made/Att	6/17	4/9
4th Down Pct.	35.3	44.4
Possession Avg.	30:47	29:13
Total Net Yards	5125	4710
Avg. Per Game	320.3	294.4
Total Plays	1046	981
Avg. Per Play	4.9	4.8
Net Yards Rushing	1761	1616
Avg. Per Game	110.1	101.0
Total Rushes	432	449
Net Yards Passing	3364	3094
Avg. Per Game	210.3	193.4
Sacked/Yards Lost	48/372	42/265
Gross Yards	3736	3359
Att./Completions	566/316	490/251
Completion Pct.	55.8	51.2
Had Intercepted	14	21
Punts/Average	92/40.5	90/39.7
Net Punting Avg.	92/35.4	90/32.8
Penalties/Yards	138/1107	98/844
Fumbles/Ball Lost	23/12	29/14
Touchdowns	35	33
Rushing	14	11
Passing	18	20
Returns	3	2

Passing	Att	Cmp	Yds	Cmp%	Yds/Att	TD	TD%	Int	Int%	Lg	Sk/Lost	Rat
Cunningham	490	265	3229	54.1	6.59	16	3.3	13	2.7	93	43/333	74.4
Brister	76	51	507	67.1	6.67	2	2.6	1	1.3	53	5/39	89.1
Eagles	566	316	3736	55.8	6.60	18	3.2	14	2.5	93	48/372	76.4
Opponents	490	251	3359	51.2	6.86	20	4.1	21	4.3	85t	42/265	69.1

Rushing	No.	Yds	Avg	Lg	TD
Walker	113	528	4.7	91t	5
Garner	109	399	3.7	28t	3
Hebron	82	325	4.0	19	2
Cunningham	65	288	4.4	22	3
Joseph	60	203	3.4	34t	1
C.Williams	2	11	5.5	6	0
Brister	1	7	7.0	7	0
Eagles	432	1761	4.1	91t	14
Opponents	449	1616	3.6	33	11

Receiving	No.	Yds	Avg	Lg	TD
Barnett	78	1127	14.4	54	5
C.Williams	58	813	14.0	53	3
Walker	50	500	10.0	93	2
Joseph	43	344	8.0	35t	2
M.Johnson	21	204	9.7	22	2
Bailey	20	311	15.6	61	1
Hebron	18	137	7.6	29	0
Bavaro	17	215	12.6	27t	3
Garner	8	74	9.3	28	0
Alexander	2	1	0.5	1	0
Sydner	1	10	10.0	10	0
Eagles	316	3736	11.8	93	18
Opponents	251	3359	13.4	85t	20

INTs	No.	Yds	Avg	Lg	TD
G.Jackson	6	86	14.3	55t	1
Zordich	4	39	9.8	18t	1
Allen	3	61	20.3	33	0
Romanowski	2	8	4.0	8	0
McMillian	2	2	1.0	5	0
W.Thomas 1-7; Evans 1-6; Hager 1-0; Harmon 1-0					
Eagles	21	209	10.0	55t	2
Opponents	14	206	14.7	94t	1

Kickoff Returns	No.	Yds	Avg	Lg	TD
Walker	21	581	27.7	94t	1
Hebron	21	443	21.1	33	0
Sydner	20	392	19.6	34	0
O.Smith	1	14	14.0	14	0
Joseph	1	11	11.0	11	0
M.Johnson	1	0	0.0	0	0
O'Neal	1	0	0.0	0	0
Zordich	1	0	0.0	0	0
Eagles	67	1441	21.5	94t	1
Opponents	64	1425	22.3	68	0

Leading Tacklers: Zordich 130, W.Thomas 126, G.Jackson 119, Harmon 100, Romanowski 96, Evans 82, Allen 68, Perry 66, Fuller 63, Hager 60.

Sacks: Fuller 9.5, Harmon 9.0, W.Thomas 6.0, Grossman 5.5, Flores 3.0, Romanowski 2.5, Townsend 2.0, Hager 1.0, Jeter 1.0, Smith 1.0, Zordich 1.0, Evans 0.5, Eagles 42.0, Opponents 48.0

Score By Periods	Q1	Q2	Q3	Q4	OT	Pts
Eagles	48	106	81	73	0	308
Opponents	65	73	65	105	0	308

Scoring	TD	Ru	Pa	Rt	PAT	FG	2Pt	Pts
Murray	0	0	0	0	33-33	21-25	0	96
Walker	8	5	2	1			0	48
Barnett	5	0	5	0			0	30
Bavaro	3	0	3	0			0	18
Cunningham	3	3	0	0			0	18
Garner	3	3	0	0			0	18
Joseph	3	1	2	0			0	18
C.Williams	3	0	3	0			0	18
Hebron	2	2	0	0			0	12
M.Johnson	2	0	2	0			0	12
Bailey	1	0	1	0			0	6
G.Jackson	1	0	0	1			0	6
Zordich	1	0	0	1			0	6
Fuller	0	0	0	0			1	2
Eagles	35	14	18	3	33-33	21-25	1	308
Opp.	35	11	20	2	27-28	25-26	0	308

2-Pt. Conversions: Eagles 0-2, Opp. 4-5

Field Goals	1-19	20-29	30-39	40-49	50+
Murray	1/1	8/8	10/10	2/6	0/0
Eagles	1/1	8/8	10/10	2/6	0/0
Opponents	3/3	9/9	5/5	5/5	3/4

Murray: (21G,39G,36G) (41G,29G,33G) (26G,26G) (36G) () () (49N,42N,30G) (42N,36G) () (26G,30G) () (22G,19G) (21G) (32G,42G,44N) (36G,23G,35G)

Opponents: () () () (47G) (37G) (21G,24G) (54G,23G,40G) (52N) (35G,41G,22G,36G) (24G,24G,24G,39G) (50G,40G) (19G) () (47G,19G,18G) (28G,36G,22G,54G)

Punting	No	Yds	Avg	Net	TB	Lg	B
Barker	66	2696	40.8	36.3	7	67	0
Berger	25	951	38.0	31.3	2	57	0
Cunningham1	80	80.0	80.0	0	80	0	
Eagles	92	3727	40.5	35.4	9	80	0
Opponents	90	3570	39.7	32.8	12	60	0

Punt Returns	Ret	FC	Yds	Avg	Lg	TD
Sydner	40	17	381	9.5	49	0
O'Neal	1	0	0	0.0	0	0
Bailey	0	1	0	-	-	0
Eagles	41	18	381	9.3	49	0
Opponents	47	17	286	6.1	68t	1

Pro Bowl Selections: CB Eric Allen, DE William Fuller

USUAL STARTERS		
WR	Fred Barnett	LDE William Fuller
LT	Bernard Williams	LDT Andy Harmon
LG	Antone Davis	RDT William Perry
C	David Alexander	RDE Greg Townsend
RG	Lester Holmes	LLB Bill Romanowski
RT	Broderick Thompson	MLB Byron Evans
TE	Mark Bavaro (11)	RLB William Thomas
	Maurice Johnson (10)	LCB Mark McMillian
WR	Calvin Williams	RCB Eric Allen
QB	Randall Cunningham	SS Michael Zordich
RB	Hershel Walker	FS Greg Jackson
RB	Charlie Garner (8)	
	James Joseph (4)	

1995 Eagles Statistics



Record: 10-6, 2nd in NFC East Head Coach: Ray Rhodes

S-03	L	6-21	Tampa Bay	66,266
S-10	W	31-19	at Arizona	45,004
S-17	L	21-27	San Diego	63,081
S-24	L	17-48	at Oakland	48,875
O-01	W	15-10	at New Orleans	43,938
O-08	W	37-34	at Washington	65,498
O-15	W	17-14	at NY Giants	74,252
O-29	W	20-9	St. Louis	62,172
N-06	L	12-34	at Dallas	64,876
N-12	W	31-13	Denver	60,842
N-19	W	28-19	NY Giants	63,562
N-26	W	14-7	at Washington	50,539
D-03	L	14-26	at Seattle	39,893
D-10	W	20-17	Dallas	66,198
D-17	W	21-20	Arizona	62,076
D-24	L	14-20	at Chicago	52,391
NFC WILD CARD				
D-30	W	58-37	Detroit	66,492
NFC DIVISIONAL PLAYOFF				
J-07	L	11-30	at Dallas	64,371

TEAM STATS		EAGLES	OPP			
Total First Downs		290	281			
Rushing		126	102			
Passing		145	154			
Penalty		19	25			
3rd Down: Made/Att	89/233		84/220			
3rd Down Pct.	38.2		38.2			
4th Down: Made/Att	10/17		12/17			
4th Down Pct.	58.8		70.6			
Possession Avg.	30:26		29:34			
Total Net Yards	4807		4638			
Avg. Per Game	300.4		289.9			
Total Plays	1050		1013			
Avg. Per Play	4.6		4.6			
Net Yards Rushing	2121		1822			
Avg. Per Game	132.6		113.9			
Total Rushes	508		466			
Net Yards Passing	2686		2816			
Avg. Per Game	167.9		176.0			
Sacked/Yards Lost	46/245		48/305			
Gross Yards	2931		3121			
Att./Completions	496/284		499/268			
Completion Pct.	57.3		53.7			
Had Intercepted	19		19			
Punts/Average	86/42.8		74/41.3			
Net Punting Avg.	86/33.7		74/35.2			
Penalties/Yards	112/838		87/727			
Fumbles/Ball Lost	31/17		30/19			
Touchdowns	36		39			
Rushing	19		14			
Passing	11		14			
Returns	6		8			
Score By Periods						
	Q1	Q2	Q3	Q4	OT	Pts
Eagles	83	99	55	78	3	318
Opponents	71	101	59	107	3	338

Rushing	No.	Yds	Avg	Lg	TD							
Watters	337	1273	3.8	57	11							
Garner	108	588	5.4	55t	6							
Peete	32	147	4.6	18	1							
Cunningham	21	98	4.7	20	0							
Turner	2	9	4.5	12	0							
Witherspoon	2	7	3.5	5	0							
McCrary	3	1	0.3	1t	1							
Hutton 1-0, Saxon 1-0, C.Williams 1-(-2)												
Eagles	508	2121	4.2	57	19							
Opponents	466	1822	3.9	44t	14							
Receiving	No.	Yds	Avg	Lg	TD							
C. Williams	63	768	12.2	37t	2							
Watters	62	434	7.0	24	1							
Barnett	48	585	12.2	33	5							
Carpenter	29	318	11.0	29	0							
West	20	190	9.5	26	1							
Martin	17	206	12.1	22	0							
Garner	10	61	6.1	29	0							
McCrary	9	60	6.7	11	0							
Monk	6	114	19.0	36	0							
J. Johnson	6	37	6.2	9	0							
R. Johnson	5	68	13.6	33	2							
Jones	5	61	12.2	17	0							
Turner	4	29	7.3	11	0							
Eagles	284	2931	10.3	37t	11							
Opponents	268	3121	11.6	64t	14							
INTs	No.	Yds	Avg	Lg	TD							
Thomas	7	104	14.9	37t	1							
McMillian	3	27	9.0	19	0							
Taylor	2	52	26.0	35	0							
Romanowski	2	5	2.5	7	0							
Gouveia 1-20; Jackson 1-18; Zordich 1-10; Frazier 1-3; Wilburn 1-0												
Eagles	19	239	12.6	37t	1							
Opponents	19	240	12.6	65t	2							
Kickoff Returns	No.	Yds	Avg	Lg	TD							
Garner	29	590	20.3	41	0							
Martin	20	388	19.4	38	0							
Witherspoon	18	459	25.5	86t	1							
Jones	2	46	23.0	26	0							
McCrary 1-1, Saxon 1-3												
Eagles	71	1487	20.9	86t	1							
Opponents	61	1576	25.8	70	0							
Leading Tacklers: Gouveia 144, Romanowski 127, Harmon 85, Thomas 83, Zordich 74, Jackson 70, McMillian 63, Mamula 55, Fuller 53, Taylor 52												
Sacks: Fuller 13.0, Harmon 11.0, K. Johnson 6.0, Mamula 5.5, Stubbs 5.5, Thomas 2.0, Woodard 1.5, Hall 1.0, Romanowski 1.0, Zordich 1.0, Gunn 0.5,												
Eagles 48.0, Opp. 46.0												
Passing	Att	Cmp	Yds	Cmp%	Yds/Att	TD	TD%	Int	Int%	Lg	Sk/Lost	Rat
Peete	375	215	2326	57.3	6.20	8	2.1	14	3.7	37t	33/166	67.3
Cunningham	121	69	605	57.0	5.00	3	2.5	5	4.1	33	13/79	61.5
Eagles	496	284	2931	57.3	5.91	11	2.2	19	3.8	37t	46/245	65.9
Opponents	499	268	3121	53.7	6.25	14	2.8	19	3.8	64t	48/305	66.4

Scoring	TD	Ru	Pa	Rt	PAT	FG	2Pt	Pts
Anderson	0	0	0	0	32-33	22-30	0	98
Watters	12	11	1	0			0	72
Garner	6	6	0	0			0	36
Barnett	5	0	5	0			0	32
C. Williams	2	0	2	0			0	14
R. Johnson	2	0	2	0			0	14
Henderson (1 Rt), Jackson (1 Rt), K.Johnson (1 Rt), McCrary (1 Ru), Peete (1 Ru), Thomas (1 Rt), West (1 Pa), Witherspoon (1 Rt), Zordich (1 Rt)								
Eagles	36	19	11	6	32-33	22-30	0	318
Opp.	36	14	14	8	32-32	28-37	1	338
2-Pt. Conversions: Eagles 2-3 (Barnett, C. Williams), Opponents 2-4								
Field Goals	1-19	20-29	30-39	40-49	50+			
Anderson	0/0	5/5	9/10	8/12	0/3			
Eagles	0/0	5/5	9/10	8/12	0/3			
Opponents	0/0	10/10	11/14	7/11	0/2			
Anderson: (21G,28G) (51N,43G) (43N) (30G, 56N) (20G,43G,36G,37G,42G) (40G,43G,35G) (45N,40G) (20G,36G) (36G,37G) (52N,39G) () (41N) (32N) (42G,27G,38G,42G) (48B) ()								
Opponents: () (21G,29G) (35G,21G) (35G,28G) (34G) (36G,47N,46G) (20G,21G) (62N,32N,29G) (42G,37G) (44G,48G) (37N,44G) (42N,50N) (47G,35G,37G,45G) (21G) (37G,35G,37G,35G, 47N) (40N,27G,28G,37N)								
Punting	No	Yds	Avg	Net	TB	Lg	B	
Hutton	85	3682	43.3	33.7	13	63	1	
Eagles	86	3682	42.8	33.7	13	63	1	
Opponents	74	3055	41.3	35.2	8	63	0	
Punt Returns	Ret	FC	Yds	Avg	Lg	TD		
Martin	17	10	214	12.6	38	0		
Carpenter	12	6	79	6.6	22	0		
Eagles	29	16	293	10.1	38	0		
Opponents	38	17	527	13.9	88t	2		
Pro Bowl Selections: DE William Fuller, LB William Thomas, RB Ricky Watters								
USUAL STARTERS								
WR	Fred Barnett	LDE	William Fuller					
LT	Barrett Brooks	LDT	Andy Harmon					
LG	Guy McIntyre	RDT	Ronnie Dixon (9)					
C	Raleigh McKenzie		Mark Gunn (5)					
RG	Joe Panos (9)	RDE	Mike Mamula					
	Harry Boatwain (7)	LLB	Bill Romanowski					
RT	Antone Davis	MLB	Kurt Gouveia					
TE	Ed West	RLB	William Thomas					
WR	Calvin Williams	LCB	Mark McMillian					
QB	Rodney Peete	RCB	Bobby Taylor					
RB	Ricky Watters	SS	Michael Zordich					
FB	James Saxon (4)	FS	Greg Jackson					
	Fred McCrary (3)							

1996 Eagles Statistics



Record: 10-6, 2nd in NFC East Head Coach: Ray Rhodes

S-01	W	17-14	at Washington	53,415
S-09	L	13-39	at Green Bay	60,666
S-15	W	24-17	Detroit	66,007
S-22	W	33-18	at Atlanta	40,107
S-30	L	19-23	Dallas	67,201
O-13	W	19-10	at NY Giants	72,729
O-20	W	35-28	Miami	66,240
O-27	W	20-9	Carolina	65,982
N-03	W	31-21	at Dallas	64,952
N-10	L	17-24	Buffalo	66,613
N-17	L	21-26	Washington	66,834
N-24	L	30-36	at Arizona	36,175
D-01	W	24-0	NY Giants	51,468
D-05	L	10-37	at Indianapolis	52,689
D-14	W	21-20	at NY Jets	29,178
D-22	W	29-19	Arizona	63,658
NFC WILD CARD				
D-29	L	0-14	at San Francisco	56,460

TEAM STATS	EAGLES	OPP
TOTAL FIRST DOWNS	319	264
Rushing	107	87
Passing	196	150
Penalty	16	27
3rd Down: Made/Att	83/219	84/215
3rd Down Pct.	37.9	39.1
4th Down: Made/Att	6/15	5/14
4th Down Pct.	40.0	35.7
POSSESSION AVG.	32:12	27:48
TOTAL NET YARDS	5627	4562
Avg. Per Game	351.7	285.1
Total Plays	1076	961
Avg. Per Play	5.2	4.7
NET YARDS RUSHING	1882	1583
Avg. Per Game	117.6	98.9
Total Rushes	489	421
NET YARDS PASSING	3745	2979
Avg. Per Game	234.1	186.2
Sacked/Yards Lost	39/234	40/264
Gross Yards	3979	3243
Att./Completions	548/328	500/271
Completion Pct.	59.9	54.2
Had Intercepted	18	19
PUNTS/AVERAGE	74/42.0	74/44.4
NET PUNTING AVG.	74/35.1	74/37.5
PENALTIES/YARDS	117/963	99/710
FUMBLES/BALL LOST	24/14	26/12
TOUCHDOWNS	41	35
Rushing	16	12
Passing	19	18
Returns	6	5

Score By Periods	Q1	Q2	Q3	Q4	OT	Pts
Eagles	98	88	64	113	0	363
Opponents	64	119	73	85	0	341

Pro Bowl Selections: WR Irving Fryar, DE William Fuller, LB William Thomas, RB Ricky Watters

Rushing	No.	Yds	Avg	Lg	TD
Watters	353	1411	4.0	56t	13
Garner	66	346	5.2	46	1
Detmer	31	59	1.9	9	1
Turner	18	39	2.2	7	0
Peete	20	31	1.6	11	1
Fryar	1	-4	-4.0	-4	0
Eagles	489	1882	3.8	56t	16
Opponents	421	1583	3.8	49t	12

Receiving	No.	Yds	Avg	Lg	TD
Fryar	88	1195	13.6	42	11
Jones	70	859	12.3	38	5
Watters	51	444	8.7	36	0
Turner	43	409	9.5	41	1
Seay	19	260	13.7	35	0
Dunn	15	332	22.1	58	2
Williams LG	15	93	6.2	19	1
Williams TM	2	8	4.0	4	0
Garner	14	92	6.6	13	0
Solomon	8	125	15.6	23	0
West	8	91	11.4	29	0
J. Johnson	7	127	18.1	31	0
Ingram	2	33	16.5	20	0
McIntyre	1	4	4.0	4	0
Eagles	328	3979	12.1	62	19
Opponents	271	3243	12.0	67	18

INTs	No.	Yds	Avg	Lg	TD
Zordich	4	54	13.5	28	0
Vincent	3	144	48.0	90t	1
W. Thomas	3	47	15.7	37	0
Dawkins	3	41	13.7	30	0
Taylor	3	-1	-0.3	0	0
Willis 1-14; J. Fuller 1-4; Farmer 1-0					
Eagles	19	303	15.9	104t	1
Opponents	18	265	14.7	65t	3

Kickoff Returns	No.	Yds	Avg	Lg	TD
Witherspoon	53	1271	24.0	97t	2
Garner	6	117	19.5	28	0
Seay	4	51	12.8	22	0
Brooks	1	0	0.0	0	0
Eagles	64	1439	22.5	97t	2
Opponents	73	1715	23.5	86	0

Leading Tacklers: Zordich 96, Willis 77, Mamula 75, Dawkins 74, W. Thomas 71, Hall 67, H. Thomas 64, Taylor 62, W. Fuller 54, Vincent 52

Sacks: Fuller 13.0, Mamula 8.0, W. Thomas 5.5, Hall 4.5, Jefferson 2.5, Dawkins 1.0, Farmer 1.0, Harmon 1.0, K. Johnson 1.0, Taylor 1.0, H. Thomas 1.0, Griffitt 0.5, Eagles 40.0, Opp. 39.0

Passing	Att	Cmp	Yds	Cmp%	Yds/Att	TD	TD%	Int	Int%	Lg	Sk/Lost	Rat
Detmer	401	238	2911	59.4	7.26	15	3.7	13	3.2	42	27/171	80.8
Peete	134	80	992	59.7	7.40	3	2.2	5	3.7	62	11/53	74.6
Rypien	13	10	76	76.9	5.85	1	7.7	0	0.0	16	0/0	116.2
Hoying	0	0	0	----	----	0	----	0	----	----	1/10	----
Eagles	548	328	3979	59.9	7.26	19	3.5	18	3.3	62	39/234	80.1
Opponents	500	271	3243	54.2	6.49	18	3.6	19	3.8	67	40/264	70.4

Scoring	TD	Ru	Pa	Rt	PAT	FG	2Pt	Pts
Anderson	0	0	0	0	40/40	25/29	0	115
Watters	13	13	0	0	0/0	0/0	0	78
Fryar	11	0	11	0	0/0	0/0	0	66
Jones	5	0	5	0	0/0	0/0	0	30
Dunn	2	0	2	0	0/0	0/0	0	12
Witherspoon	2	0	0	2	0/0	0/0	0	12
Detmer	1	1	0	0	0/0	0/0	0	6
Garner	1	1	0	0	0/0	0/0	0	6
Hall	1	0	0	1	0/0	0/0	0	6
Mamula	1	0	0	1	0/0	0/0	0	6
Peete	1	1	0	0	0/0	0/0	0	6
W. Thomas	1	0	0	1	0/0	0/0	0	6
Turner	1	0	1	0	0/0	0/0	0	6
Vincent	1	0	0	1	0/0	0/0	0	6
Eagles	41	16	19	6	40/40	25/29	1	363
Opp.	35	12	18	5	30/32	31/36	1	341

2-Pt. Conversions: Eagles 0-1, Opp. 3-3

Field Goals	1-19	20-29	30-39	40-49	50+
Anderson	0/0	10/11	8/9	7/9	0/0
Eagles	0/0	10/11	8/9	7/9	0/0
Opponents	1/1	8/8	13/15	7/8	2/4
Anderson: [26G] () [38N,39G] [28G,33G,39G, 25G] [46G,29B] [39G,46G,45G,29G] () [46G, 21G] [30G] [23G] () [44G,25G,32G] [44G,44N] [31G] [48N] [23G,22G,43G,26G,39G]					
Opponents: [53N] [29G,44G,38G] [51G] [43G] [46G,30G,21G] [39G] [37G,39G] [51N,47G,39G, 29G] [19G,37G] [38G] [37G,22G,30G,33G] [21G, 31B,36G,27G] () [30G,42G,51G] [27G,48N,29G] [41G,41G,38N]					

Punting	No	Yds	Avg	Net	TB	Lg	B
Hutton	73	3107	42.6	35.1	9	60	1
Eagles	74	3107	42.0	35.1	9	60	1
Opponents	74	3287	44.4	37.5	9	61	0
Punt Returns	Ret	FC	Yds	Avg	Lg	TD	
Seay	35	14	305	8.7	56	0	
Solomon	5	3	27	5.4	9	0	
Vincent	0	0	-2	----	-2	0	
Eagles	40	17	330	8.3	56	0	
Opponents	36	12	330	9.2	65t	1	

USUAL STARTERS

WR	Irving Fryar	LDE	William Fuller
LT	Barrett Brooks	LDT	K. Johnson(5), H. Thomas(5)
LG	Joe Panos	RDT	Rhett Hall
C	Raleigh McKenzie	RDE	Mike Mamula
RG	Lester Holmes	LLB	Ray Farmer
RT	Richard Cooper	MLB	James Willis
TE	Jason Dunn	RLB	William Thomas
WR	Chris T. Jones	LCB	Troy Vincent
QB	Ty Detmer	RCB	Bobby Taylor
RB	Ricky Watters	SS	Michael Zordich
FB	Kevin Turner	FS	Brian Dawkins

1997 Eagles Statistics



Record: 6-9-1, 3rd in NFC East
Head Coach: Ray Rhodes

A-31	L	17-31	at NY Giants	70,296
S-07	W	10-9	Green Bay	66,803
S-15	L	20-21	at Dallas	63,942
S-28	L	19-28	at Minnesota	55,149
O-05	W	24-10	Washington	67,008
O-12	L	21-38	at Jacksonville	69,150
O-19	W	13-10	ot Arizona	66,860
O-26	W	13-12	Dallas	67,106
N-02	L	21-31	at Arizona	39,549
N-10	L	12-24	San Francisco	67,133
N-16	T	10-10	otat Baltimore	63,546
N-23	W	23-20	Pittsburgh	67,166
N-30	W	44-42	Cincinnati	66,623
D-07	L	21-31	NY Giants	67,084
D-14	L	17-20	at Atlanta	42,866
D-21	L	32-35	at Washington	75,939

TEAM STATS	EAGLES	OPP
Total First Downs	326	286
Rushing	105	115
Passing	203	150
Penalty	18	21
3rd Down: Made/Att	90/242	80/217
3rd Down Pct.	37.2	36.9
4th Down: Made/Att	14/22	8/14
4th Down Pct.	63.6	57.1
Possession Avg.	31:09	28:51
Total Net Yards	5590	4932
Avg. Per Game	349.4	308.3
Total Plays	1116	1009
Avg. Per Play	5.0	4.9
Net Yards Rushing	1943	2009
Avg. Per Game	121.4	125.6
Total Rushes	465	476
Net Yards Passing	3647	2923
Avg. Per Game	227.9	182.7
Sacked/Yards Lost	64/362	43/278
Gross Yards	4009	3201
Att./Completions	587/330	490/259
Completion Pct.	56.2	52.9
Had Intercepted	16	14
Punts/Average	88/41.6	87/41.4
Net Punting Avg.	88/34.6	87/36.0
Penalties/Yards	104/866	86/708
Fumbles/Ball Lost	35/16	25/12
Touchdowns	36	43
Rushing	11	16
Passing	22	20
Returns	3	7

Score By Periods	Q1	Q2	Q3	Q4	OT	Pts
Eagles	75	71	59	109	3	317
Opponents	100	90	68	114	0	372

Sacks: Hall 8.0, W. Thomas 5.0, Dent 4.5, Mamula 4.0, Jefferson 3.0, J. Jones 2.5, H. Thomas 2.5, Taylor 2.0, Willis 2.0, Zordich 2.0, Conner 1.5, Farmer 1.0, Harris 1.0, Jasper 1.0, Smith 1.0, **Eagles 43.0, Opponents 64.0**

Rushing	No.	Yds	Avg	Lg	TD
Watters	285	1110	3.9	28	7
Garner	116	547	4.7	26	3
Turner	18	96	5.3	29	0
Hoying	16	78	4.9	30	0
T. Detmer	14	46	3.3	14	1
Peete	8	37	4.6	16	0
Staley	7	29	4.1	12	0
Hutton	1	0	0.0	0	0
Eagles	465	1943	4.2	30	11
Opponents	476	2009	4.2	53	16

Receiving	No.	Yds	Avg	Lg	TD
Fryar	86	1316	15.3	72t	6
Turner	48	443	9.2	36	3
Watters	48	440	9.2	37	0
Timpson	42	484	11.5	26	2
Solomon	29	455	15.7	56	3
Garner	24	225	9.4	27	0
Johnson	14	177	12.6	28	1
Seay	13	187	14.4	38	1
Lewis	12	94	7.8	17	4
Dunn	7	93	13.3	31t	2
C. Jones	5	73	14.6	32	0
Staley	2	22	11.0	22	0
Eagles	330	4009	12.1	72t	22
Opponents	259	3201	12.4	62	20

INTs	No.	Yds	Avg	Lg	TD
Dawkins	3	76	25.3	64t	1
Vincent	3	14	4.7	14	0
Dimry	2	25	12.5	25	0
W. Thomas	2	11	5.5	11	0
Hall 1-39, Zordich 1-21, Stevens 1-0, Willis 1-0					
Eagles	14	186	13.3	64t	1
Opponents	16	425	26.6	95t	4

Kickoff Returns	No.	Yds	Avg	Lg	TD
Staley	47	1139	24.2	57	0
Gray LG	9	193	21.4	33	0
Gray TM	1	8	8.0	8	0
Witherspoon	9	171	19.0	28	0
Johnson	3	22	7.3	15	0
Turner	3	48	16.0	22	0
Dunn	2	32	16.0	16	0
Wyatt	2	50	25.0	30	0
Clark	1	39	39.0	39t	1
Lewis	1	11	11.0	11	0
Eagles	69	1520	22.0	57	1
Opponents	66	1548	23.5	84	0

Leading Tacklers: H.Thomas 82, Willis 82, W.Thomas 81, Zordich 80, Hall 78, Dawkins 75, Mamula 71, Vincent 65, Dimry 57, Jefferson 55

Pro Bowl Selections: WR Irving Fryar

Passing	Att	Cmp	Yds	Cmp%	Yds/Att	TD	TD%	Int	Int%	Lg	Sk/Lost	Rat
T. Detmer	244	134	1567	54.9	6.42	7	2.9	6	2.5	57	19/94	73.9
Hoying	225	128	1573	56.9	6.99	11	4.9	6	2.7	72t	28/183	83.8
Peete	118	68	869	57.6	7.36	4	3.4	4	3.4	38	17/85	78.0
Eagles	587	330	4009	56.2	6.83	22	3.7	16	2.7	72t	64/362	78.5
Opponents	490	259	3201	52.9	6.53	20	4.1	14	2.9	62	43/278	75.1

Scoring	TD	Ru	Pa	Rt	PAT	FG	2Pt	Pts
Boniol	0	0	0	0	33/33	22/31	0	99
Watters	7	7	0	0				42
Fryar	6	0	6	0				36
Lewis	4	0	4	0				24
Solomon	3	0	3	0				20
Garner	3	3	0	0				18
Turner	3	0	3	0				18
Dunn	2	0	2	0				12
Timpson	2	0	2	0				12

Field Goals	1-19	20-29	30-39	40-49	50+
Boniol	0/0	7/7	11/12	4/11	0/1
Eagles	0/0	7/7	11/12	4/11	0/1
Opponents	2/2	10/11	6/6	6/11	0/3

Punting	No	Yds	Avg	Net	TB	Lg	B
Hutton	87	3660	42.1	34.6	5	61	1
Eagles	88	3660	41.6	34.6	5	61	1
Opponents	87	3603	41.4	36.0	12	62	0

Punt Returns	Ret	FC	Yds	Avg	Lg	TD
Gray LG	19	15	161	8.5	30	0
Gray TM	2	5	17	8.5	11	0
Seay	16	8	172	10.8	42	0
Solomon	10	7	55	5.5	14	0
Wyatt	2	1	-2	-1.0	0	0
Vincent	1	0	-8	-8.0	-8	0
Eagles	31	21	234	7.5	42	0
Opponents	48	9	515	10.7	73t	1

USUAL STARTERS			
WR	Irving Fryar	LDE	Greg Jefferson
LT	Jermame Mayberry	LDT	Hollis Thomas
LG	Joe Panos	RDT	Rhett Hall
C	Steve Everitt	RDE	Mike Mamula
RG	I. Beckles (8), J. Crafts (6)	LLB	D. Smith (7), J. Darling (6)
RT	Barrett Brooks	MLB	James Willis
TE	Jimmie Johnson	RLB	William Thomas
WR	Michael Timpson	LCB	Troy Vincent
QB	T. Detmer (7), B. Hoying (6)	RCB	C. Dimry (9), B. Taylor (5)
RB	Ricky Watters	SS	Michael Zordich
FB	Kevin Turner	FS	Brian Dawkins

1998 Eagles Statistics



Record: 3-13, 5th in NFC East
Head Coach: Ray Rhodes

S-06	L	0-38	Seattle	66,418
S-13	L	12-17	at Atlanta	46,456
S-20	L	3-17	at Arizona	36,717
S-27	L	21-24	Kansas City	66,675
O-04	L	16-41	at Denver	73,218
O-11	W	17-12	Washington	66,183
O-18	L	10-13	at San Diego	56,967
N-02	L	0-34	Dallas	67,002
N-08	W	10-9	Detroit	66,785
N-15	L	3-28	at Washington	67,704
N-22	L	0-20	at NY Giants	65,763
N-29	L	16-24	at Green Bay	59,862
D-03	W	17-14	St. Louis	66,155
D-13	L	17-20	otArizona	62,176
D-20	L	9-13	at Dallas	62,722
D-27	L	10-20	NY Giants	66,596

Rushing	No.	Yds	Avg	Lg	TD
Staley	258	1065	4.1	64t	5
Garner	96	381	4.0	40	4
Turner	20	94	4.7	19	0
Hoying	22	84	3.8	11	0
Walker	12	55	4.6	20	0
Fryar	3	46	15.3	32	0
Peete	5	30	6.0	19t	1
Detmer	7	20	2.9	8	0
Jells	2	9	4.5	13	0
Hankton 1- (-4), Dunn 1-(-5)					

Eagles	427	1775	4.2	64t	10
Opponents	528	2416	4.6	64	18

Receiving	No.	Yds	Avg	Lg	TD
Staley	57	432	7.6	33	1
Fryar	48	556	11.6	61t	2
Graham	47	600	12.8	45	2
Turner	34	232	6.8	18	0
Solomon	21	193	9.2	20	1
Garner	19	110	5.8	21	0
Copeland TM	18	221	12.3	20	0
Dunn	18	132	7.3	21	0
Fontenot	8	90	11.3	19	0
Sinceno	3	42	14.0	22	1
Jells	2	53	26.5	37	0
Walker	2	35	17.5	33	0
J. Johnson	2	14	7.0	9	0
Jordan	2	9	4.5	8	0
Miller	1	11	11.0	11	0

Eagles	282	2730	9.7	61t	7
Opponents	249	3001	12.1	59	18

INTs	No.	Yds	Avg	Lg	TD
Dawkins	2	39	19.5	30	0
Vincent	2	29	14.5	29	0
Zordich	2	18	9.0	14	0
Caldwell 1-33, W. Thomas 1-21, McTyer 1-18					

Eagles	9	158	17.6	33	0
Opponents	18	319	17.7	70t	2

Kickoff Returns	No.	Yds	Avg	Lg	TD
Staley	258	1065	4.1	64t	5
Garner	96	381	4.0	40	4
Turner	20	94	4.7	19	0
Hoying	22	84	3.8	11	0
Walker	12	55	4.6	20	0
Fryar	3	46	15.3	32	0
Peete	5	30	6.0	19t	1
Detmer	7	20	2.9	8	0
Jells	2	9	4.5	13	0
Hankton	1	-4	-4.0	-4	0
Dunn	1	-5	-5.0	-5	0

Eagles	427	1775	4.2	64t	10
Opponents	528	2416	4.6	64	18

Score By Periods	Q1	Q2	Q3	Q4	OT	Pts
Eagles	33	47	24	57	0	161
Opponents	85	53	94	109	3	344

Scoring	TD	Ru	Pa	Rt	PAT	FG	2Pt	Pts
Boniol	0	0	0	0	15-17	14-21	0	57
Staley	6	5	1	0			0	36
Garner	4	4	0	0			0	24
Fryar	2	0	2	0			0	12
Graham	2	0	2	0			0	12
Peete	1	1	0	0			0	6
Sinceno	1	0	1	0			0	6
Solomon	1	0	1	0			0	6

Eagles	17	10	7	0	15-17	14-21	1	161
Opp.	39	18	18	3	36-37	24-32	0	344

2-Pt. Conversions: Eagles 0-0, Opp. 1-2

Field Goals	1-19	20-29	30-39	40-49	50+
Boniol	3/3	3/3	4/5	3/9	1/1

Eagles	3/3	3/3	4/5	3/9	1/1
Opponents	0/0	7/7	6/8	11/13	0/4

Boniol: () [45N,24G,42G] [29G] () () [44G,48N] [42N,35G] () [39G] [19G] [44N] [34G] [50G,46B] [19G,33N] [21G,48N,41G,39G] [19G]

Opponents: [42G] [23G] [52N,47G] [40N,21G] () [47N,46G,34G] [23G,26G] [33G,25G] [41G,48G,35G,58N] [32N] [40G,49G] [33G] [46G,20G,52N] [28G,34N,32G] [51N,42G,41G] [43G,33G]

Punting	No	Yds	Avg	Net	TB	Lg	B
Hutton	104	4339	41.7	34.9	10	61	0

Eagles	104	4339	41.7	34.9	10	61	0
Opponents	85	3616	42.5	37.3	8	71	1

Punt Returns	Ret	FC	Yds	Avg	Lg	TD
Rossum	22	7	187	8.5	25	0
Solomon	11	12	100	9.1	40	0
A. Harris	1	0	-2	-2.0	-2	0

Eagles	34	19	285	8.4	40	0
Opponents	61	9	511	8.4	69t	1

Sacks: Douglas 12.5, Wallace 6.0, H. Thomas 5.0, Jefferson 4.0, B. Johnson 2.5, Darling 2.0, W. Thomas 2.0, Whiting 1.5, Caldwell 1.0, Dawkins 1.0, J. Harris 1.0, Martin LG 1.0, Martin TM 1.0, Rossum 1.0, Vincent 1.0, McTyer 0.5, **Eagles 42.0, Opponents 56.0**

Leading Tacklers: Zordich 123, Willis 105, W.Thomas 95, Dawkins 92, Vincent 59, Douglas 55, H.Thomas 54, A.Harris 53, Caldwell 52, B.Johnson 52

USUAL STARTERS

WR	Irving Fryar	LDE	Greg Jefferson
LT	Tra Thomas	LDT	Hollis Thomas
LG	Jermame Mayberry	RDT	Bill Johnson
C	Steve Everitt	RDE	Hugh Douglas
RG	Ian Beckles	LLB	James Darling (8)
RT	Richard Cooper		Mike Caldwell (8)
TE	Jason Dunn	MLB	James Willis
WR	Jeff Graham	RLB	William Thomas
QB	Bobby Hoying (7)	LCB	Troy Vincent
	Koy Detmer (5)	RCB	Bobby Taylor
RB	Duce Staley	SS	Michael Zordich
FB	Kevin Turner	FS	Brian Dawkins

TEAM STATS	EAGLES	OPP
Total First Downs	259	286
Rushing	86	125
Passing	141	133
Penalty	32	28
3rd Down: Made/Att	80/240	85/230
3rd Down Pct.	33.3	37.0
4th Down: Made/Att	7/23	7/12
4th Down Pct.	30.4	58.3
Possession Avg.	29:24	30:36
Total Net Yards	4188	5136
Avg. Per Game	261.8	321.0
Total Plays	1017	1019
Avg. Per Play	4.1	5.0
Net Yards Rushing	1775	2416
Avg. Per Game	110.9	151.0
Total Rushes	427	528
Net Yards Passing	2413	2720
Avg. Per Game	150.8	170.0
Sacked/Yards Lost	56/317	42/281
Gross Yards	2730	3001
Att./Completions	534/282	449/249
Completion Pct.	52.8	55.5
Had Intercepted	18	9
Punts/Average	104/41.7	85/42.5
Net Punting Avg.	104/34.9	85/37.3
Penalties/Yards	102/852	113/904
Fumbles/Ball Lost	20/8	20/8
Touchdowns	17	39
Rushing	10	18
Passing	7	18
Returns	0	3

Pro Bowl Selections: none

Passing	Att	Cmp	Yds	Cmp%	Yds/Att	TD	TD%	Int	Int%	Lg	Sk/Lost	Rat
Hoying	224	114	961	50.9	4.29	0	0.0	9	4.0	38	35/185	45.6
Detmer	181	97	1011	53.6	5.59	5	2.8	5	2.8	61t	5/29	67.7
Peete	129	71	758	55.0	5.88	2	1.6	4	3.1	25	16/103	64.7
Eagles	534	282	2730	52.8	5.11	7	1.3	18	3.4	61t	56/317	57.7
Opponents	449	249	3001	55.5	6.68	18	4.0	9	2.0	59	42/281	81.2

1999 Eagles Statistics



Record: 5-11, 5th in NFC East
Head Coach: Andy Reid

S-12	L	24-25	Arizona	64,113
S-19	L	5-19	Tampa Bay	64,285
S-26	L	0-26	at Buffalo	70,872
O-03	L	15-16	at NY Giants	77,959
O-10	W	13-10	Dallas	66,669
O-17	W	20-16	at Chicago	66,944
O-24	L	13-16	at Miami	73,975
O-31	L	17-23	ot NY Giants	66,481
N-07	L	7-33	at Carolina	62,569
N-14	W	35-28	Washington	66,591
N-21	L	17-44	Indianapolis	65,521
N-28	L	17-20	otat Washington	74,741
D-05	L	17-21	at Arizona	46,550
D-12	L	10-20	at Dallas	64,086
D-19	W	24-9	New England	65,475
J-02	W	38-31	St. Louis	60,700

TEAM STATS	EAGLES	OPP
Total First Downs	218	328
Rushing	76	125
Passing	123	171
Penalty	19	32
3rd Down: Made/Att	74/238	88/233
3rd Down Pct.	31.1	37.8
4th Down: Made/Att	6/9	9/15
4th Down Pct.	66.7	60.0
Possession Avg.	27:03	32:57
Total Net Yards	3830	5462
Avg. Per Game	239.4	341.4
Total Plays	947	1124
Avg. Per Play	4.0	4.9
Net Yards Rushing	1746	2001
Avg. Per Game	109.1	125.1
Total Rushes	424	519
Net Yards Passing	2084	3461
Avg. Per Game	130.3	216.3
Sacked/Yards Lost	49/321	37/272
Gross Yards	2405	3733
Att./Completions	474/235	568/322
Completion Pct.	49.6	56.7
Had Intercepted	18	28
Punts/Average	108/41.9	73/41.2
Net Punting Avg.	108/35.1	73/35.9
Penalties/Yards	102/905	89/719
Fumbles/Ball Lost	33/21	38/18
Touchdowns	29	36
Rushing	5	12
Passing	18	22
Returns	6	2

Passing	Att	Cmp	Yds	Cmp%	Yds/Att	TD	TD%	Int	Int%	Lg	Sk/Lost	Rat
Pederson	227	119	1276	52.4	5.62	7	3.1	9	4.0	84t	20/109	62.9
McNabb	216	106	948	49.1	4.39	8	3.7	7	3.2	63t	28/204	60.1
Detmer	29	10	181	34.5	6.24	3	10.3	2	6.9	50t	0/0	62.6
Small 2-0-0, Staley 0-0-0 1-8 sacked												
Eagles	474	235	2405	49.6	5.07	18	3.8	18	3.8	84t	49/321	61.4
Opponents	568	322	3733	56.7	6.57	22	3.9	28	4.9	80t	37/272	69.1

Rushing	No.	Yds	Avg	Lg	TD
Staley	325	1273	3.9	29	4
McNabb	47	313	6.7	27	0
Bieniemy	12	75	6.3	28	1
Pederson	20	33	1.7	19	0
Jam. Bostic 5-19, Watson 4-17, Turner 6-15, C.Martin 3-3, Detmer 2-(-2)					

Eagles	424	1746	4.1	29	5
Opponents	519	2001	3.9	62t	12

Receiving	No.	Yds	Avg	Lg	TD
Small	49	655	13.4	84t	4
Staley	41	294	7.2	19	2
C. Johnson	34	414	12.2	36	1
Broughton	26	295	11.3	33	4
Brown	18	188	10.4	27	1
Weaver	11	91	8.3	14	0
C. Martin	11	22	2.0	9	0
Jells	10	180	18.0	57t	2
Turner	9	46	5.1	14	0
Lewis LG	8	88	11.0	21	3
Lewis TM	7	76	10.9	21	3
D. Douglas	8	79	9.9	29t	1

Jam. Bostic 5-8, Bieniemy 2-28, Finneran 2-21, T.Smith 1-14, McNabb 1-(-6)

Eagles	235	2405	10.2	84t	18
Opponents	322	3733	11.6	80t	22

INTs	No.	Yds	Avg	Lg	TD
Vincent	7	91	13.0	35	0
A. Harris	4	151	37.8	84	1
Dawkins	4	127	31.8	67t	1
Taylor	4	59	14.8	28	1
Trotter	2	30	15.0	30	0

Mamula 1-41 (TD), Darling 1-33, Cook 1-29, Moore 1-28, Whiting 1-22 (TD), Caldwell 1-12, Hauck 1-2

Eagles	28	625	22.3	84	5
Opponents	18	266	14.8	78t	2

Punting	No	Yds	Avg	Net	TB	Lg	B
Landeta	107	4524	42.3	35.1	12	60	1
Eagles	108	4524	41.9	35.1	12	60	1
Opponents	73	3011	41.2	35.9	7	63	0

Punt Returns	Ret	FC	Yds	Avg	Lg	TD
Rossum	28	17	250	8.9	39	0
C. Johnson 1-0, Brown 0-1FC						
Eagles	29	18	250	8.6	39	0
Opponents	59	16	490	8.3	32	0

Leading Tacklers: Trotter 202, Hauck 122, W.Thomas 116, Dawkins 103, Vincent 100, Darling 98, H.Thomas 72, Jefferson 67, S.Martin 60, Mamula 57

Score By Periods	Q1	Q2	Q3	Q4	OT	Pts
Eagles	71	77	38	86	0	272
Opponents	100	107	70	71	9	357

Scoring	TD	Ru	Pa	Rt	PAT	FG	2Pt	Pts
N. Johnson	0	0	0	0	25/25	18/25	0	79
Staley	6	4	2	0			0	36
Broughton	4	0	4	0			0	24
Small	4	0	4	0			0	24
Lewis	3	0	3	0			0	18
Jells	2	0	2	0			0	12
Akers	0	0	0	0	2/2	3/6	0	11
C. Johnson	1	0	1	0			1	8

Bieniemy (1 RU), Brown (1 PA), Dawkins (1 RT), D.Douglas (1 PA), A.Harris (1 RT), Mamula (1 RT), Rossum (1 RT), Taylor (1 RT), and Whiting (1 RT) McNabb (1 2-pt. cv.), Weaver (1 2-pt. cv.)

Eagles	29	5	18	6	27/27	21/31	2	272
Opp.	36	12	22	2	33/33	36/45	0	357

2-Pt. Conversions: Eagles 2-2 (McNabb, Weaver), Opponents 0-2

Field Goals	1-19	20-29	30-39	40-49	50+
N. Johnson	0/0	8/9	5/8	5/6	0/2
Akers	0/0	0/0	0/0	2/3	1/3
Eagles	0/0	8/9	5/8	7/9	1/5
Opponents	1/1	12/13	12/15	9/11	2/5

N. Johnson: (25G, 26N, 50N) (50N) (26G, 3G) (48G, 31G) (28G, 27G) (44G, 42N) (28G, 33B) () (49G, 29G, 32N, 20G, 30G) () (34G) (29G) (44G) (43G) (39N) **Akers:** () () () () () (53G) (59N) () () (48G) (47N) () () (51N) (46G)

Opponents: (31G, 25G, 32G, 31G) (51G, 24G) (24G, 29G, 19G, 36G, 49N) (35G, 25G, 23G) (42G, 50N) (46G, 40G, 32N, 41G) (37G, 37G, 54G) (28G, 34N) (38G, 28G, 33G, 22G) (50N) (45G, 29G, 34G) (43G, 28N, 27G) () (49N, 30G, 34G, 33N) (23G, 43G, 56N, 46G) (47G)

Kickoff Returns	No.	Yds	Avg	Lg	TD
Rossum	54	1347	24.9	89t	1
Bieniemy	10	210	21.0	30	0
Whiting 3-49, Broughton 1-5, E.Smith 1-1					
Eagles	69	1612	23.4	89t	1
Opponents	57	1305	22.9	48	0

Sacks: Mamula 8.5, Jefferson 4.0, Reese 3.0, T.Williams 3.0, W.Thomas 2.5, Trotter 2.5, H.Douglas 2.0, S.Martin 2.0, Dawkins 1.5, Caldwell 1.0, Cook 1.0, B.Johnson 1.0, H.Thomas 1.0, Vincent 1.0, Whiting 1.0, **Team 37.0, Opponents 49.0**

Pro Bowl Selections: FS Brian Dawkins, CB Troy Vincent

USUAL STARTERS			
WR	Torrance Small	LDE	Greg Jefferson
LT	Tra Thomas	LDT	Hollis Thomas
LG	Doug Brzezinski	RDT	Steve Martin
C	Steve Everitt	RDE	Mike Mamula
RG	Jeff Dellenbach	LLB	James Darling
RT	Lonnie Palelei	MLB	Jeremiah Trotter
TE	Jed Weaver	RLB	William Thomas
WR	Charles Johnson	LCB	Troy Vincent
QB	Doug Pederson (9)	RCB	Bobby Taylor
	Donovan McNabb (6)	SS	Tim Hauck
RB	Duce Staley	FS	Brian Dawkins
FB	Kevin Turner (7)		
	Cecil Martin (5)		

2000 Eagles Statistics



Record: 11-5, 2nd in NFC East
Head Coach: Andy Reid

S-03	W	41-14	at Dallas	62,872
S-10	L	18-33	NY Giants	65,530
S-17	L	3-6	at Green Bay	59,869
S-24	W	21-7	at New Orleans	64,900
O-01	W	38-10	Atlanta	65,424
O-08	L	14-17	Washington	65,491
O-15	W	33-14	at Arizona	38,293
O-22	W	13-9	Chicago	65,553
O-29	L	7-24	at NY Giants	78,087
N-05	W	16-13	otDallas	65,636
N-12	W	26-23	otat Pittsburgh	56,702
N-19	W	34-9	Arizona	65,356
N-26	W	23-20	at Washington	83,284
D-03	L	13-15	Tennessee	65,639
D-10	W	35-24	at Cleveland	72,318
D-24	W	16-7	Cincinnati	64,902
NFC WILD CARD				
D-31	W	21-3	Tampa Bay	65,813
NFC DIVISIONAL PLAYOFF				
J-07	L	10-20	at NY Giants	78,765

TEAM STATS		EAGLES	OPP
Total First Downs		295	295
Rushing		88	105
Passing		182	159
Penalty		25	31
3rd Down: Made/Att	90/224	72/221	
3rd Down Pct.	40.2	32.6	
4th Down: Made/Att	7/11	14/24	
4th Down Pct.	63.6	58.3	
Possession Avg.	29:01	30:59	
Total Net Yards	5006	4820	
Avg. Per Game	312.9	301.3	
Total Plays	1017	1055	
Avg. Per Play	4.9	4.6	
Net Yards Rushing	1882	1830	
Avg. Per Game	117.6	114.4	
Total Rushes	397	453	
Net Yards Passing	3124	2990	
Avg. Per Game	195.3	186.9	
Sacked/Yards Lost	45/262	50/291	
Gross Yards	3386	3281	
Att./Completions	575/331	552/314	
Completion Pct.	57.6	56.9	
Had Intercepted	15	19	
Punts/Average	86/42.3	87/40.4	
Net Punting Avg.	86/36.0	87/35.0	
Penalties/Yards	113/980	111/936	
Fumbles/Ball Lost	22/14	27/12	
Touchdowns	38	23	
Rushing	13	10	
Passing	21	11	
Returns	4	2	

Score By Periods	Q1	Q2	Q3	Q4	OT	Pts
Eagles	57	97	71	120	6	351
Opponents	34	70	40	101	0	245

Rushing	No.	Yds	Avg	Lg	TD
McNabb	86	629	7.3	54	6
Staley	79	344	4.4	60	1
Autry	112	334	3.0	15	3
Warren LG	74	296	4.0	32t	2
Warren TM	15	42	2.8	11	0
Pritchett	58	225	3.9	16	1
Mitchell	25	187	7.5	85t	2
Martin	13	77	5.9	23	0
C.Johnson 5-18, Akers 1-15, Detmer 1-8, Lee 1-2, Small 1-1					

Eagles 397 1882 4.7 85t 13
Opponents 453 1830 4.0 37 10

Receiving	No.	Yds	Avg	Lg	TD
Lewis	69	735	10.7	52	3
C. Johnson	56	642	11.5	59	7
Small	40	569	14.2	70t	3
Warren LG	32	303	9.5	76t	1
Warren TM	1	1	1.0	1	0
Martin	31	219	7.1	26	0
Staley	25	201	8.0	26	0
Pritchett	25	193	7.7	17	0
Autry	24	275	11.5	37	1
Mitchell	13	89	6.8	21	1
Broughton	12	104	8.7	21	0
Pinkston	10	181	18.1	45	0
Thomason	10	46	4.6	11	5
Brown	9	80	8.9	18	1
Brown 9-80-1TD, McNabb 2-5, Lee 1-20, D.Douglas 1-9, Miller 1-9, Van Dyke 1-8					

Eagles 331 3386 10.2 70t 21
Opponents 314 3281 10.4 70t 11

INTs	No.	Yds	Avg	Lg	TD
Vincent	5	34	6.8	17	0
Dawkins	4	62	15.5	32	0
Taylor	3	64	21.3	38	0
Moore	2	24	12.0	20	0
Emmons	2	8	4.0	8	0
Trotter 1-27-1TD, Caldwell 1-25-1TD, H.Douglas 1-0, Harris 0-1					

Eagles 19 255 13.4 38 2
Opponents 15 146 9.7 33 0

Punting	No	Yds	Avg	Net	TB	Lg	B
Landeta	86	3635	42.3	36.0	8	60	0
Eagles	86	3635	42.3	36.0	8	60	0
Opponents	87	3516	40.4	35.0	7	52	0

Punt Returns	Ret	FC	Yds	Avg	Lg	TD
Mitchell	32	33	335	10.5	72t	1
Bostic	1	0	0	0.0	0	0
Eagles	33	33	335	10.2	72t	1
Opponents	47	18	375	8.0	70t	1

Pro Bowl Selections: DE Hugh Douglas, TE Chad Lewis, QB Donovan McNabb, LB Jeremiah Trotter, CB Troy Vincent

Passing	Att	Cmp	Yds	Cmp%	Yds/Att	TD	TD%	Int	Int%	Lg	Sk/Lost	Rat
McNabb	569	330	3365	58.0	5.91	21	3.7	13	2.3	70t	45/262	77.8
Mitchell	4	1	21	25.0	5.25	0	0.0	0	0.0	21	0/0	49.0
Detmer 1-0--01, Small 1-0-0-1INT												
Eagles	575	331	3386	57.6	5.89	21	3.7	15	2.6	70t	45/262	75.9
Opponents	552	314	3281	56.9	5.94	11	2.0	19	3.4	70t	50/291	66.6

Scoring	TD	Ru	Pa	Rt	PAT	FG	2Pt	Pts
Akers	0	0	0	0	34/36	29/33	0	121
C. Johnson	7	0	7	0			0	42
McNabb	6	6	0	0			0	36
Mitchell	5	2	1	2			0	30
Thomason	5	0	5	0			0	30
Autry	4	3	1	0			0	24
Small	3	0	3	0			0	20
Lewis	3	0	3	0			0	18
Warren LG	3	2	1	0			0	18
Brown (1 PA), Caldwell (1 RT), Pritchett (1 RU), Staley (1 RU), Trotter (1 RT)								

Eagles 38 13 21 4 34/36 29/33 0 351
Opp. 23 10 11 2 21/21 28/33 0 245

2-Pt. Conversions: Eagles 1-2 (Small), Opp. 1-2

Field Goals	1-19	20-29	30-39	40-49	50+
Akers	1/1	6/6	14/15	7/10	1/1
Eagles	1/1	6/6	14/15	7/10	1/1
Opponents	0/0	9/9	9/11	8/11	2/2

Akers: (33G,37G) (33G,29G) (43G) (1) (39G,38G,19G) (1) (31G,29G) (51G,29G) (48N) (40N,34G,34G,32G) (26G,45G,38N,42G,42G) (38G,46G) (27G,33G,30G) (23G,40G) (1) (32G,45G,41N,33G)
Opponents: (34G,38G) (32G,36G,44G,23G) (40N,37G,38G) (1) (48G) (33N,42N,24G) (1) (25G,33G,40G) (31G) (48G,27G) (38G,52G,40G) (42G) (26G,20G,44N) (26G,42G,22G,44G,50G) (29G) (31N)

Kickoff Returns	No.	Yds	Avg	Lg	TD
Mitchell	47	1124	23.9	89t	1
D.Douglas 2-50, Broughton 1-20, Dawkins 1-2, Pritchett 1-15, Thomason 1-10, Whiting 1-18					

Eagles 54 1239 22.9 89t 1
Opponents 72 1519 21.1 47 0

Leading Tacklers: Trotter 171, Emmons 116, Gardner 95, Moore 94, Dawkins 94, Vincent 92, H.Thomas 81, Simon 74, Caldwell 63, H.Douglas 60, Whiting 60

Sacks: H. Douglas 15.0, Simon 9.5, Mamula 5.5, H. Thomas 4.0, Grasmanis 3.5, Whiting 3.5, Trotter 3.0, Dawkins 2.0, Gardner 1.0, Vincent 1.0, Darling 0.5, Emmons 0.5. **Eagles 50.0, Opponents 45.0**

USUAL STARTERS			
WR	Torrance Small	LDE	Brandon Whiting
LT	Tra Thomas	LDT	Corey Simon
LG	John Welbourn	RDT	Hollis Thomas
C	Bubba Miller	RDE	Hugh Douglas
RG	Jermame Mayberry	WILL	Barry Gardner
RT	Jon Runyan	MLB	Jeremiah Trotter
TE	Chad Lewis	SAM	Carlos Emmons
WR	Charles Johnson	LCB	Troy Vincent
QB	Donovan McNabb	RCB	Bobby Taylor
RB	Darnell Autry (7)	SS	Damon Moore
	Duce Staley (5)	FS	Brian Dawkins
FB	Cecil Martin		

2001 Eagles Statistics



Record: 11-5, 1st in NFC East
Head Coach: Andy Reid

S-09	L	17-20	ot St. Louis	66,243
S-23	W	27-3	at Seattle	62,826
S-30	W	40-18	Dallas	66,621
O-07	L	20-21	Arizona	66,360
O-22	W	10-9	at NY Giants	78,821
O-28	L	10-20	Oakland	65,342
N-04	W	21-7	at Arizona	33,430
N-11	W	48-17	Minnesota	65,638
N-18	W	36-3	at Dallas	63,204
N-25	L	3-13	Washington	65,666
N-29	W	23-10	at Kansas City	77,087
D-09	W	24-14	San Diego	65,438
D-16	W	20-6	at Washington	84,936
D-22	L	3-13	at San Francisco	68,124
D-30	W	24-21	NY Giants	65,885
J-06	W	17-13	at Tampa Bay	65,541
NFC WILD CARD				
J--12	W	31-9	Tampa Bay	65,847
NFC DIVISIONAL PLAYOFF				
J-19	W	33-19	at Chicago	66,944
NFC CHAMPIONSHIP				
J-27	L	24-29	at St. Louis	66,502

TEAM STATS	EAGLES	OPP
Total First Downs	256	262
Rushing	90	88
Passing	146	150
Penalty	20	24
3rd Down: Made/Att	68/220	71/232
3rd Down Pct.	30.9	30.6
4th Down: Made/Att	9/13	7/13
4th Down Pct.	69.2	53.8
Possession Avg.	28:39	31:21
Total Net Yards	4923	4701
Avg. Per Game	307.7	293.8
Total Plays	974	1017
Avg. Per Play	5.1	4.6
Net Yards Rushing	1778	1837
Avg. Per Game	111.1	114.8
Total Rushes	412	455
Net Yards Passing	3145	2864
Avg. Per Game	196.6	179.0
Sacked/Yards Lost	40/282	45/283
Gross Yards	3427	3147
Att./Completions	522/300	517/288
Completion Pct.	57.5	55.7
Had Intercepted	14	14
Punts/Average	97/43.5	104/40.6
Net Punting/ Avg.	97/36.4	104/34.6
Penalties/Yards	100/768	85/741
Fumbles/Ball Lost	20/10	39/19
Touchdowns	38	20
Rushing	6	6
Passing	27	13
Returns	5	1

Rushing	No.	Yds	Avg	Lg	TD
Staley	166	604	3.6	44t	2
Buckhalter	129	586	4.5	48t	2
McNabb	82	482	5.9	33	2

Thrash 6-57, Martin 9-27, B.Mitchell 7-9, Detmer 8-6, Smart 2-6, Pinkston 1-5, F.Mitchell 2-[-4]

Eagles	412	1778	4.3	48	6
Opponents	455	1837	4.0	80	6
Receiving	No.	Yds	Avg	Lg	TD
Thrash	63	833	13.2	64t	8
Staley	63	626	9.9	46t	2
Pinkston	42	586	14.0	62t	4
Lewis	41	422	10.3	33	6
Martin	24	124	5.2	17	2
F. Mitchell	21	283	13.5	29	1
Buckhalter	13	130	10.0	26	0

Brown 7-95, B.Mitchell 6-122, D.Douglas 5-77-2TDs, Stewart 5-52-1TD, Thomason 5-33, Scott 2-26, Reader 2-14, Bartrum 1-4-1TD

Eagles	300	3427	11.4	64t	27
Opponents	288	3147	10.9	76	13
INTs	No.	Yds	Avg	Lg	TD
Vincent	3	0	0.0	0	0
Trotter	2	64	32.0	50t	1
Harris	2	22	11.0	14	0
Dawkins	2	15	7.5	15	0
Moore	2	2	1.0	2	0

Hampton 1-38-1TD, Cook 1-11, Taylr 1-5

Eagles	14	152	10.9	50t	2		
Opponents	14	99	7.1	25	0		
Punting	No	Yds	Avg	Net	TB	Lg	B
Landeta	97	4221	43.5	36.4	10	64	0
Eagles	97	4221	43.5	36.4	10	64	0
Opps	104	4225	40.6	34.6	6	61	0

Punt Returns Ret FC Yds Avg Lg TD
B. Mitchell 39 22 467 12.0 54 0
Brown 5-30, Cook 0-11

Eagles	44	22	508	11.5	54	0
Opponents	56	16	488	8.7	30	0

Kickoff Returns No. Yds Avg Lg TD
B. Mitchell 41 1025 25.0 94t 1
Thrash 5-101, D.Douglas 2-32, Buckhalter 1-28, Lewis 0-[-10], Reese 0-[-11]

Eagles	49	1165	23.8	94t	1
Opponents	67	1430	21.3	59	0

Pro Bowl Selections: K David Akers, FS Brian Dawkins, DE Hugh Douglas, TE Chad Lewis, QB Donovan McNabb, T Tra Thomas, LB Jeremiah Trotter, CB Troy Vincent

Passing	Att	Cmp	Yds	Cmp%	Yds/Att	TD	TD%	Int	Int%	Lg	Sk/Lost	Rat
McNabb	493	285	3233	57.8	6.56	25	5.1	12	2.4	64t	39/ 273	84.3
Detmer	14	5	51	35.7	3.64	0	0.0	1	7.1	16	1/ 9	17.3
Feeley	14	10	143	71.4	10.21	2	14.3	1	7.1	27	0/ 0	114.0
F. Mitchell	1	0	0	0.0	0.00	0	0.0	0	0.0	0	0/ 0	39.6
Eagles	522	300	3427	57.5	6.57	27	5.2	14	2.7	64t	40/ 282	83.4
Opponents	517	288	3147	55.7	6.09	13	2.5	14	2.7	76	45/ 283	71.0

Score By Periods	Q1	Q2	Q3	Q4	OT	Pts
Eagles	58	144	40	101	0	343
Opponents	50	72	30	53	3	208

Scoring	TD	Ru	Pa	Rt	PAT	FG	2Pt	Pts
Akers	0	0	0	0	37/38	26/31	0	115
Thrash	8	0	8	0			0	48
Lewis	6	0	6	0			0	36
Pinkston	4	0	4	0			0	24
Staley	4	2	2	0			0	24
Buckhalter	2	2	0	0			0	12
D. Douglas	2	0	2	0			0	12
Martin	2	0	2	0			0	12
McNabb	2	2	0	0			0	12

Bartrum (1 Pa), Dawkins (1 Rt), Hampton (1 Rt), B.Mitchell (1 Rt), F.Mitchell (1 Pa), Moore (1 Rt), Moore (1 Rt), Stewart (1 Pa), Trotter (1 Rt)

Eagles	38	6	27	5	37/38	26/31	0	343
Opponents	20	6	13	1	17/17	23/32	0	208

2-Pt. Conversions: Eagles 0-0, Opp. 1-3

Field Goals	1-19	20-29	30-39	40-49	50+
Akers	1/1	9/9	7/8	7/10	2/3
Eagles	1/1	9/9	7/8	7/10	2/3
Opponents	0/0	10/10	5/10	8/12	0/0

Akers: [50G] [48G,49N,21G] [40G,19G] [42G,28G] [44N,25G] [34G] [] [36G,21G] [24G,46G,26G,28G,30G] [49G] [24G,33G,38G] [37G] [40G,50G] [20G] [43N,35G] [34N,47G,50N]
Opponents: [20G,26G] [41G] [41G,43G] [30N] [24G,21G,24G,49N] [42G,32G] [] [43G] [47N,41N,30G] [37N,43G,32G] [29G] [34N,37N] [39N,47G,25G,48N] [21G,32G] [25G,32G] [42G,23G]

Sacks: H. Douglas 9.5, Simon 7.5, Burgess 6.0, Trotter 3.5, Caldwell 3.0, Kalu 3.0, Whiting 2.5, Grasmanis 2.0, Dawkins 1.5, Vincent 1.5, Cook 1.0, Emmons 1.0, Moore 1.0, Taylor 1.0, Da. Walker 1.0,
Eagles 45.0, Opponents 40.0

Leading Tacklers: Trotter 164, Caldwell 140, Emmons 110, Dawkins 106, Moore 105, Vincent 79, H.Thomas 70, Simon 53, H.Douglas 53, Burgess 51

USUAL STARTERS

WR	Todd Pinkston	LDE	Brandon Whiting
LT	Tra Thomas	LDT	Corey Simon
LG	John Welbourn	RDT	Hollis Thomas
C	Hank Fraley	RDE	Hugh Douglas
RG	Jermame Mayberry	WILL	Mike Caldwell
RT	Jon Runyan	MLB	Jeremiah Trotter
TE	Chad Lewis	SAM	Carlos Emmons
WR	James Thrash	LCB	Troy Vincent
QB	Donovan McNabb	RCB	Bobby Taylor
RB	D.Staley (10), C.Buckhalter(5)	SS	Damon Moore
FB	Cecil Martin	FS	Brian Dawkins

2002 Eagles Statistics



Record: 12-4, 1st in NFC East
Head Coach: Andy Reid

S-08	L	24-27	at Tennessee	68,804
S-16	W	37-7	at Washington	84,982
S-22	W	44-13	Dallas	65,537
S-29	W	35-17	Houston	64,867
O-06	L	25-28	at Jacksonville	65,005
O-20	W	20-10	Tampa Bay	65,523
O-28	W	17-3	NY Giants	65,791
N-03	W	19-13	at Chicago	54,049
N-10	L	13-35	Indianapolis	65,660
N-17	W	38-14	Arizona	64,990
N-25	W	38-17	at San Francisco	67,919
D-01	W	10-3	St. Louis	65,552
D-08	W	27-20	at Seattle	59,862
D-15	W	34-21	Washington	65,615
D-21	W	27-3	at Dallas	63,209
D-28	L	7-10	otat NYGiants	78,782
NFC DIVISIONAL PLAYOFF				
J-11	W	20-6	Atlanta	66,452
NFC CHAMPIONSHIP				
J-19	L	10-27	Tampa Bay	66,713


TEAM STATS		EAGLES	OPP
Total First Downs		311	272
Rushing		124	83
Passing		164	160
Penalty		23	29
3rd Down: Made/Att	90/231		66/213
3rd Down Pct.	39.0		31.0
4th Down: Made/Att	8/16		9/23
4th Down Pct.	50.0		39.1
Possession Avg.	31:10		28:50
Total Net Yards	5604		4754
Avg. Per Game	350.3		297.1
Total Plays	1073		1009
Avg. Per Play	5.2		4.7
Net Yards Rushing	2220		1660
Avg. Per Game	138.8		103.8
Total Rushes	489		390
Net Yards Passing	3384		3094
Avg. Per Game	211.5		193.4
Sacked/Yards Lost	36/222		56/348
Gross Yards	3606		3442
Att./Completions	548/318		563/333
Completion Pct.	58.0		59.1
Had Intercepted	11		15
Punts/Average	79/40.5		90/41.0
Net Punting Avg.	79/32.6		90/33.1
Penalties/Yards	111/897		112/969
Fumbles/Ball Lost	28/13		45/23
Touchdowns	46		27
Rushing	15		5
Passing	27		18
Returns	4		4

Pro Bowl Selections: K David Akers, FS Brian Dawkins, DE Hugh Douglas, TE Chad Lewis, G Jermaine Mayberry, QB Donovan McNabb, T Jon Runyan, CB Bobby Taylor, T Tra Thomas, CB Troy Vincent

Rushing	No.	Yds	Avg	Lg	TD							
Staley	269	1029	3.8	57	5							
McNabb	63	460	7.3	40t	6							
Levens	75	411	5.5	47t	1							
Westbrook	46	193	4.2	18	0							
Thrash	18	126	7.0	32	2							
Akers 1-10, Feeley 12-6, Detmer 2-4-1TD, Landeta 1-0, Martin 1-[-4], Pinkston 1-[-15]												
Eagles	489	2220	4.5	57	15							
Opponents	390	1660	4.3	58	5							
Receiving	No.	Yds	Avg	Lg	TD							
Pinkston	60	798	13.3	42t	7							
Thrash	52	635	12.2	39t	6							
Staley	51	541	10.6	45	3							
Freeman	46	600	13.0	59t	4							
C.Lewis	42	398	9.5	30	3							
Levens	19	124	6.5	24	1							
Martin	15	126	8.4	53	0							
F.Mitchell	12	105	8.8	18	0							
Thomason	10	128	12.8	24	2							
Westbrook	9	86	9.6	20	0							
Dawkins 1-57 [TD], Bartrum 1-8												
Eagles	318	3606	11.3	59t	27							
Opponents	333	3442	10.3	57t	18							
INTs	No.	Yds	Avg	Lg	TD							
Taylor	5	43	8.6	23t	1							
Barber	2	81	40.5	80t	1							
Brown	2	41	20.5	29	0							
Dawkins	2	27	13.5	27	0							
Vincent	2	1	0.5	1	0							
Harris 1-0, M.Lewis 1-0												
Eagles	15	193	12.9	80t	2							
Opponents	11	86	7.8	35	0							
Punting	No	Yds	Avg	Net	TB	Lg	B					
Baker LG	55	2133	38.8	31.5	4	51	0					
Baker TM	13	445	34.2	29.8	1	44	0					
Landeta	52	2229	42.9	34.6	7	63	0					
Johnson	14	523	37.4	27.7	2	53	0					
Eagles	79	3197	40.5	32.6	10	63	0					
Opponents	90	3690	41.0	33.1	7	74	0					
Punt Returns	Ret	FC	Yds	Avg	Lg	TD						
B.Mitchell	46	11	567	12.3	76t	1						
Taylor	1	0	0	0.0	0	0						
Eagles	47	11	567	12.1	76t	1						
Opponents	30	20	420	14.0	90t	2						
Kickoff Returns	No.	Yds	Avg	Lg	TD							
B.Mitchell	43	1162	27.0	57	0							
D.Douglas	4	77	19.3	23	0							
Slechta	2	22	11.0	12	0							
Kalu 1-0, Levens 1-24, Thomason 1-12												
Eagles	52	1297	24.9	57	0							
Opponents	76	1637	21.5	100t	1							
Passing	Att	Cmp	Yds	Cmp%	Yds/Att	TD	TD%	Int	Int%	Lg	SK/Lost	Rat
McNabb	361	211	2289	58.4	6.34	17	4.7	6	1.7	59t	28/166	86.0
Feeley	154	86	1011	55.8	6.56	6	3.9	5	3.2	53	7/48	75.4
Detmer	28	19	224	67.9	8.00	2	7.1	0	0.0	37	1/8	115.8
Levens 2-0-0, B.Mitchell 1-1-57-1TD, F.Mitchell 1-0-0, Westbrook 1-1-25-1TD												
Eagles	548	318	3606	58.0	6.58	27	4.9	11	2.0	59t	36/222	85.9
Opponents	563	333	3442	59.1	6.11	18	3.2	15	2.7	57t	56/348	76.4

Score By Periods												
	Q1	Q2	Q3	Q4	OT	Pts						
Eagles	85	161	79	90	0	415						
Opponents	61	61	50	66	3	241						
Scoring	TD	Ru	Pa	Rt	PAT	FG	2Pt	Pts				
Akers	0	0	0	0	43/43	30/34	0	133				
Staley	8	5	3	0			0	50				
Thrash	8	2	6	0			0	48				
Pinkston	7	0	7	0			0	42				
McNabb	6	6	0	0			0	36				
Freeman	4	0	4	0			0	24				
C.Lewis	3	0	3	0			0	22				
Levens	2	1	1	0			0	12				
Thomason	2	0	2	0			0	12				
Barber	1	0	0	1			0	6				
Dawkins	1	0	1	0			0	6				
Detmer	1	1	0	0			0	6				
Emmons	1	0	0	1			0	6				
B.Mitchell	1	0	0	1			0	6				
Taylor	1	0	0	1			0	6				
Eagles	46	15	27	4	43/43	30/34	0	415				
Opponents	27	5	18	4	24/24	17/21	0	241				
2-Pt. Conversions: Eagles 3-3 (C. Lewis 2, Staley), Opponents 2-3												
Field Goals	1-19	20-29	30-39	40-49	50+							
Akers	0/0	9/9	14/16	6/7	1/2							
Eagles	0/0	9/9	14/16	6/7	1/2							
Opponents	0/0	2/3	8/9	6/7	1/2							
Akers: (30G) [22G,40G,47G] [51G,20G,32G] [25G, 41G] [31G] [30G,36G] [50N,27G,36G,35G] [23G,36G, 27G,22G] [34G,20G] [34G] [48N,43G] [31G] [33G,40G, 39N] [28G,45G] [32G,39G] [35N]												
Opponents: (33G,47G) () [47G,33G] [48G] [34G,31G] [48G,29N] [26G] [30G,53G] [48N] () [35G] [55N,22G] [34G,43G] () [42G] [36N,39G]												
Sacks: H.Douglas 12.5, Kalu 8.0, Walker 7.5, Whiting 6.0, Grasmanis 4.0, Emmons 3.5, Dawkins 3.0, Bishop 2.0, Simon 2.0, Reese 1.5, Barber 1.0, Brown 1.0, Cook 1.0, Gardner 1.0, M.Lewis 1.0, Team 1.0,												
Eagles 56.0, Opponents 36.0												
Leading Tacklers: Dawkins 131, Barber 119, Kirkland 105, Emmons 92, Reese 73, Vincent 67, Bishop 63, H.Douglas 55, Taylor 49, Walker 49												
USUAL STARTERS												
WR	Todd Pinkston	LDE	Brandon Whiting									
LT	Tra Thomas	LDT	Corey Simon									
LG	John Welbourn	RDT	Darwin Walker									
C	Hank Fraley	RDE	Hugh Douglas									
RG	Jermaine Mayberry	WILL	Shawn Barber									
RT	Jon Runyan	MLB	Levon Kirkland									
TE	Chad Lewis	SAM	Carlos Emmons									
WR	James Thrash	LCB	Troy Vincent									
QB	D. McNabb (10), Feeley (5)	RCB	Bobby Taylor									
RB	Duce Staley	SS	Blaine Bishop									
FB	Cecil Martin	FS	Brian Dawkins									

2003 Eagles Statistics



Record: 12-4, 1st in NFC East
Head Coach: Andy Reid

S-08	L	0-17	Tampa Bay	67,772
S-14	L	10-31	New England	67,624
S-28	W	23-13	at Buffalo	73,305
O-05	W	27-25	Washington	67,792
O-12	L	21-23	at Dallas	63,648
O-19	W	14-10	at NY Giants	78,883
O-26	W	24-17	NY Jets	67,853
N-02	W	23-16	at Atlanta	70,064
N-10	W	17-14	at Green Bay	70,291
N-16	W	28-10	New York Giants	67,867
N-23	W	33-20	New Orleans	67,802
N-30	W	25-16	at Carolina	72,977
D-07	W	36-10	Dallas	69,773
D-15	W	34-27	at Miami	73,780
D-21	L	28-31	OT San Francisco	67,866
D-27	W	31-7	at Washington	76,766
NFC DIVISIONAL PLAYOFF				
J-11	W	20-17	OT Green Bay	67,707
NFC CHAMPIONSHIP				
J-18	L	3-14	Carolina	67,862

<u>Rushing</u>	<u>No.</u>	<u>Yds</u>	<u>Avg</u>	<u>Lg</u>	<u>TD</u>	
Westbrook	117	613	5.2	62t	7	
Buckhalter	126	542	4.3	64t	8	
Staley	96	463	4.8	22	5	
McNabb	71	355	5.0	34	3	
Thrash	5	52	10.4	47	0	
Ritchie	1	1	1.0	1	0	
Pinkston	1	-11	-11.0	-11	0	
Eagles	417	2015	4.8	64t	23	
Opponents	461	2071	4.5	76t	13	
<u>Receiving</u>	<u>No.</u>	<u>Yds</u>	<u>Avg</u>	<u>Lg</u>	<u>TD</u>	
Thrash	49	558	11.4	51	1	
Westbrook	37	332	9.0	38	4	
Pinkston	36	575	16.0	59	2	
Staley	36	382	10.6	52t	2	
Mitchell	35	498	14.2	39	2	
Smith	27	321	11.9	36	1	
C.Lewis	23	293	12.7	29	1	
Ritchie	17	86	5.1	12	3	
Buckhalter	10	133	13.3	27	1	
G.Lewis	6	95	15.8	25	0	
Mahe 1-5, McMullen 1-2, McNabb 1-[-7]						
Eagles	279	3273	11.7	59	17	
Opponents	337	3484	10.3	60t	17	
<u>INTs</u>	<u>No.</u>	<u>Yds</u>	<u>Avg</u>	<u>Lg</u>	<u>TD</u>	
M.Lewis	3	31	10.3	23	0	
Vincent	3	28	9.3	28	0	
Sheppard	1	34	34.0	34	0	
Wayne	1	33	33.0	33	0	
Kalu	1	15	15.0	15t	1	
Brown	1	10	10.0	10	0	
Hood	1	5	5.0	5	0	
Taylor	1	2	2.0	2	0	
Dawkins	1	0	0.0	0	0	
Eagles	13	158	12.2	34	1	
Opponents	11	161	14.6	34	1	
<u>Punt Returns</u>	<u>Ret</u>	<u>FC</u>	<u>Yds</u>	<u>Avg</u>	<u>Lg</u>	<u>TD</u>
Westbrook	20	16	306	15.3	84t	2
Mahe	6	6	55	9.2	17	0
Sheppard	4	1	15	3.8	5	0
Thrash	1	1	2	2.0	2	0
Eagles	31	24	378	12.2	84t	2
Opponents	35	15	272	7.8	72	0
<u>Kickoff Returns</u>	<u>No.</u>	<u>Yds</u>	<u>Avg</u>	<u>Lg</u>	<u>TD</u>	
Thrash	34	815	24.0	54	0	
Westbrook	23	487	21.2	47	0	
Morey	7	93	13.3	24	0	
Mitchell	1	-8	-8.0	-8	0	
Eagles	65	1387	21.3	54	0	
Opponents	74	1590	21.5	54	1	

<u>Score By Periods</u>		<u>Q1</u>	<u>Q2</u>	<u>Q3</u>	<u>Q4</u>	<u>OT</u>	<u>Pts</u>		
Eagles		82	102	59	131	0	374		
Opponents		43	91	62	88	3	287		
<u>Scoring</u>		<u>TD</u>	<u>Ru</u>	<u>Pa</u>	<u>Rt</u>	<u>PAT</u>	<u>FG</u>	<u>2Pt</u>	<u>Pts</u>
Akers		0	0	0	0	42/42	24/29	0	114
Westbrook		13	7	4	2			0	78
Buckhalter		9	8	1	0			0	54
Staley		7	5	2	0			0	42
McNabb		3	3	0	0			0	18
Ritchie		3	0	3	0			0	18
Mitchell		2	0	2	0			0	12
Pinkston		2	0	2	0			0	12
Kalu		1	0	0	1			0	6
C.Lewis		1	0	1	0			0	6
Smith		1	0	1	0			0	6
Thrash		1	0	1	0			0	6
Eagles		43	23	17	3	42/42	24/29	1	374
Opponents		32	13	17	2	27/28	22/30	0	287

2-Pt. Conversions: Eagles 0-1, Opponents 1-4

<u>Field Goals</u>	<u>1-19</u>	<u>20-29</u>	<u>30-39</u>	<u>40-49</u>	<u>50+</u>
Akers	0/0	9/9	7/7	6/10	2/3
Eagles	0/0	9/9	7/7	6/10	2/3
Opponents	0/0	10/10	5/7	4/7	3/6

Akers: (1) [57G] [26G,34G,22G] [52G,36G] (1) (1) [55N, 30G] [21G,25G,41B,40G] [47N,21G] (1) [36G,41G,42G, 33G] [35G,48G,38G,29G] [22G,21G] [46G,42G] [42N, 47N] [26G]

Opponents: [23G] [27G] [51N] [48G,45G,37G,53G] [51G,22G,28G] [39G] [30G,55N] [40G,25G,46G] [45N] [30G] [45B] [20G,32N,38N,49N] [29G] [27G,50G] [33G, 25G,22G] [52N]

<u>Punting</u>	<u>No</u>	<u>Yds</u>	<u>Avg</u>	<u>Net</u>	<u>TB</u>	<u>Lg</u>	<u>B</u>
D.Johnson	79	3207	40.6	34.6	10	60	0
Eagles	79	3207	40.6	34.6	10	60	0
Opponents	78	3037	38.9	33.6	2	69	1

Sacks: Simon 7.5, Walker 6.0, Kalu 5.5, Wayne 3.0, M.Lewis 2.0, Rayburn 2.0, Simoneau 2.0, Whiting 2.0, Brown 1.0, Grasmanis 1.0, Hart 1.0, Reese 1.0, Coleman 0.5, Dawkins 0.5, **Eagles 38.0, Opponents 43.0**


<u>USUAL STARTERS</u>			
WR	Todd Pinkston	LDE	Brandon Whiting
LT	Tra Thomas	LDT	Corey Simon
LG	John Welbourn	RDT	Darwin Walker
C	Hank Fraley	RDE	N.D. Kalu
RG	Bobbie Williams	WILL	Nate Wayne
RT	Jon Runyan	MLB	Mark Simoneau
TE	Chad Lewis	SAM	Carlos Emmons
WR	James Thrash	LCB	Troy Vincent
QB	Donovan McNabb	RCB	Lito Sheppard (9)
RB	Brian Westbrook (8)		Bobby Taylor (7)
	Correll Buckhalter (5)	SS	Michael Lewis
	Duce Staley (4)	FS	Clinton hart (9)
FB	Jon Ritchie		Brian Dawkins (7)

<u>TEAM STATS</u>	<u>EAGLES</u>	<u>OPP</u>
Total First Downs	302	306
Rushing	105	116
Passing	156	171
Penalty	41	19
3rd Down: Made/Att	69/190	78/221
3rd Down Pct.	36.3	35.3
4th Down: Made/Att	3/7	8/22
4th Down Pct.	42.9	36.4
Possession Avg.	28:17	31:43
Total Net Yards	5035	5307
Avg. Per Game	314.7	331.7
Total Plays	944	1058
Avg. Per Play	5.3	5.0
Net Yards Rushing	2015	2071
Avg. Per Game	125.9	129.4
Total Rushes	417	461
Net Yards Passing	3020	3236
Avg. Per Game	188.8	202.3
Sacked/Yards Lost	43/253	38/248
Gross Yards	3273	3484
Att./Completions	484/279	559/337
Completion Pct.	57.6	60.3
Had Intercepted	11	13
Punts/Average	79/40.6	78/38.9
Net Punting Avg.	79/34.6	78/33.6
Penalties/Yards	96/817	129/1105
Fumbles/Ball Lost	21/11	26/13
Touchdowns	43	32
Rushing	23	13
Passing	17	17
Returns	3	2

Leading Tacklers: Simoneau 149, Wayne 135, M.Lewis 132, Emmons 123, Kalu 74, Vincent 70, Simon 64, Walker 64, Hart 61, Whiting 58

<u>Passing</u>	<u>Att</u>	<u>Cmp</u>	<u>Yds</u>	<u>Cmp%</u>	<u>Yds/Att</u>	<u>TD</u>	<u>TD%</u>	<u>Int</u>	<u>Int%</u>	<u>Lg</u>	<u>Sk/Lost</u>	<u>Rat</u>
McNabb	478	275	3216	57.5	6.73	16	3.3	11	2.3	59	43/253	79.6
Detmer	5	3	32	60.0	6.40	0	0.0	0	0.0	15	0/0	78.8
Mitchell	1	1	25	100.0	25.00	1	100.0	0	0.0	25t	0/0	158.3
Eagles	484	279	3273	57.6	6.76	17	3.5	11	2.3	59	43/253	80.5
Opponents	559	337	3484	60.3	6.23	17	3.0	13	2.3	60t	38/248	78.7

2004 Eagles Statistics



Record: 13-3, 1st in NFC East
Head Coach: Andy Reid

S-12	W	31-17	NY Giants	67,532
S-20	W	27-16	Minnesota	67,676
S-26	W	30-13	at Detroit	62,472
O-03	W	19-9	at Chicago	61,894
O-17	W	30-8	Carolina	67,707
O-24	W	34-31	OTat Cleveland	73,394
O-31	W	15-10	Baltimore	67,715
N-07	L	3-27	at Pittsburgh	64,975
N-15	W	49-21	at Dallas	64,190
N-21	W	28-6	Washington	67,720
N-28	W	27-6	at NY Giants	78,830
D-05	W	47-17	Green Bay	67,723
D-12	W	17-14	at Washington	90,089
D-19	W	12-7	Dallas	67,723
D-27	L	7-20	at St. Louis	66,129
J-02	L	10-38	Cincinnati	67,074

NFC DIVISIONAL PLAYOFF

J-16	W	27-14	Minnesota	67,722
------	---	-------	-----------	--------

NFC CHAMPIONSHIP

J-23	W	27-10	Atlanta	67,717
------	---	-------	---------	--------

SUPER BOWL 39

F-06	L	21-24	New England	78,125
------	---	-------	-------------	--------

TEAM STATS		EAGLES	OPP
Total First Downs		301	299
Rushing		87	101
Passing		188	165
Penalty		26	33
3rd Down: Made/Att	72/195		82/229
3rd Down Pct.	36.9		35.8
4th Down: Made/Att	0/4		9/19
4th Down Pct.	0.0		47.4
Possession Avg.	28:26	31:34	
Total Net Yards	5618	5115	
Avg. Per Game	351.1	319.7	
Total Plays	960	1039	
Avg. Per Play	5.9	4.9	
Net Yards Rushing	1639	1903	
Avg. Per Game	102.4	118.9	
Total Rushes	376	442	
Net Yards Passing	3979	3212	
Avg. Per Game	248.7	200.8	
Sacked/Yards Lost	37/229	47/263	
Gross Yards	4208	3475	
Att./Completions	547/336	550/334	
Completion Pct.	61.4	60.7	
Had Intercepted	11	17	
Punts/Average	73/42.0	89/42.5	
Net Punting Avg.	73/37.1	89/35.4	
Penalties/Yards	124/952	119/1001	
Fumbles/Ball Lost	17/11	29/11	
Touchdowns	44	30	
Rushing	10	13	
Passing	32	16	
Returns	2	1	

Leading Tacklers: M.Lewis 129, Dawkins 95, Brown 94, Jones 90, Trotter 80, Simoneau 60, Sheppard 59, Adams 54, Walker 47, Rayburn 46

Rushing	No.	Yds	Avg	Lg	TD
Westbrook	177	812	4.6	50	3
Levens	94	410	4.4	45	4
McNabb	41	220	5.4	28	3
Mahe	23	91	4.0	22	0
McCoo	9	54	6.0	12	0
Tapeh	12	42	3.5	10	0
G. Lewis	4	16	4.0	11	0
Blake	3	6	2.0	8	0
Owens	3	-5	-1.7	6	0
Detmer	10	-7	-.7	2	0
Eagles	376	1639	4.4	50	10
Opponents	442	1903	4.3	72t	13
Receiving	No.	Yds	Avg	Lg	TD
Owens	77	1200	15.6	59t	14
Westbrook	73	703	9.6	50	6
Pinkston	36	676	18.8	80	1
Smith	34	377	11.1	31	5
C. Lewis	29	267	9.2	21	3
Mitchell	22	377	17.1	60	2
G. Lewis	17	183	10.8	25	0
Mahe	14	123	8.8	30	0
Levens	9	92	10.2	23	0
Parry 9-75, Bartrum 5-45-1TD, Ritchie 4-36, Mc-					
Mullen 3-24, McCoo 2-15, Tapeh 2-15					

Eagles	336	4208	12.5	80	32
Opponents	334	3475	10.4	52	16
INTs	No.	Yds	Avg	Lg	TD
Sheppard	5	172	34.4	101t	2
Dawkins	4	40	10.0	32	0
Brown	2	33	16.5	33	0
Reese	2	22	11.0	15	0
Hood 1-20, Jones 1-0, M.Lewis 1-0, Mikell 1-0					

Eagles	17	287	16.9	101t	2	
Opponents	11	140	12.7	41	1	
Punt Returns	Ret	FC	Yds	Avg	Lg	TD
Mahe	19	8	109	5.7	25	0
Wynn	18	7	194	10.8	40	0
Sheppard 2-5FC-42, Westbrook 2-14, Reed 0-18						

Eagles	41	20	377	9.2	40	0
Opponents	34	13	221	6.5	25	0
Kickoff Returns	No.	Yds	Avg	Lg	TD	
Reed	33	761	23.1	66	0	
Hood	15	336	22.4	45	0	
Mahe 3-44, G.Lewis 2-28, Parry 2-24, Wynn 1-21						

Eagles	56	1214	21.7	66	0
Opponents	73	1693	23.2	73	0
Sacks: Kears 7.5, Rayburn 6.0, Simon 5.5, Walker 4.5, Brown 3.0, Dawkins 3.0, Douglas 3.0, Burgess 2.5, McDougle 2.0, Simoneau 1.5, Green 1.0, Reese 1.0, Sheppard 1.0, Trotter 1.0, Wayne 1.0, Wynn 1.0, Jones 0.5,					

Eagles 47.0, Opponents 37.0	Passing	Att	Cmp	Yds	Cmp%	Yds/Att	TD	TD%	Int	Int%	Lg	Sk/Lost	Rat
McNabb	469	300	3875	64.0	8.26	31	6.6	8	1.7	80	32/192	104.7	
Detmer	40	18	207	45.0	5.18	0	0.0	2	5.0	31	2/16	40.3	
Blake	37	18	126	48.6	3.41	1	2.7	1	2.7	21	2/17	54.6	
Bartrum	1	0	0	0.0	0.00	0	0.0	0	0.0	0	0/0	39.6	
Westbrook	0	0	0	---	---	0	---	0	---	---	1/4	---	
Eagles	547	336	4208	61.4	7.69	32	5.9	11	2.0	80	37/229	96.4	
Opponents	550	334	3475	60.7	6.32	16	2.9	17	3.1	52	47/263	75.8	

Score By Periods	Q1	Q2	Q3	Q4	OT	Pts		
Eagles	100	121	79	83	3	386		
Opponents	54	83	41	82	0	260		
Scoring	TD	Ru	Pa	Rt	PAT	FG	2Pt	Pts
Akers	0	0	0	0	41/42	27/32	0	122
Owens	14	0	14	0			0	84
Westbrook	9	3	6	0			0	54
Smith	5	0	5	0			0	30
Levens	4	4	0	0			0	24
C. Lewis	3	0	3	0			0	18
McNabb	3	3	0	0			0	18
Mitchell	2	0	2	0			0	12
Sheppard	2	0	0	2			0	12
Bartrum (1 Pa), Pinkston (1 Pa)								
Eagles	44	10	32	2	41/42	27/32	0	386
Opponents	30	13	16	1	27/27	17/24	0	260

2-Pt. Conversions: Eagles 0-2, Opponents 1-3
Field Goals 1-19 20-29 30-39 40-49 50+
Akers 0/0 4/4 6/7 15/18 2/3
Eagles 0/0 4/4 6/7 15/18 2/3
Opponents 1/1 5/5 5/7 4/9 2/2

Akers: (45G,53N) (37G,47G) (26G,47G,39G) (51G,42G,42G,40G,39N,45N) (48G,34G,43G) (38G,50G) (20G,41G,43G) (33G) () () (47G,42G) (22G,45G,47G,22G) (48N,38G) () () (45N,46G)
Opponents: (53G) (42G,19G,39G,44N) () (25G) () (38G) (44G) (33N,42G,31G) () (35G,24G,48N) (22G,31G) (40G) (43N) (46N) (44N,28G,29G) (37N,50G)

Punting	No	Yds	Avg	Net	TB	Lg	B
Johnson	72	3032	42.1	37.4	6	62	0
Akers	1	36	36.0	16.0	1	36	0
Eagles	73	3068	42.0	37.1	7	62	0
Opponents	89	3785	42.5	35.4	13	68	1

Pro Bowl Selections: Q David Akers, FS Brian Dawkins, SS Michael Lewis, QB Donovan McNabb, WR Terrell Owens, ST/LB Ike Reese, CB Lito Sheppard, T Tra Thomas, LB Jeremiah Trotter, RB Brian Westbrook

USUAL STARTERS	
WR Todd Pinkston	LDE Jevon Kearse
LT Tra Thomas	LDT Corey Simon
LG Artis Hicks	RDT Darwin Walker
C Hank Fraley	RDE Derrick Burgess
RG Jermaine Mayberry	WILL Mark Simoneau (6)
RT Jon Runyan	Nate Wayne (7)
TE Chad Lewis (9)	MLB Jeremiah Trotter (9)
L.J. Smith (8)	Mark Simoneau (7)
WR Terrell Owens	SAM Dhani Jones
WR Freddie Mitchell (9)	LCB Lito Sheppard
QB Donovan McNabb	RCB Sheldon Brown
RB Brian Westbrook	SS Michael Lewis
FB Josh Parry (4)	FS Brian Dawkins

Eagles 47.0, Opponents 37.0	Passing	Att	Cmp	Yds	Cmp%	Yds/Att	TD	TD%	Int	Int%	Lg	Sk/Lost	Rat
McNabb	469	300	3875	64.0	8.26	31	6.6	8	1.7	80	32/192	104.7	
Detmer	40	18	207	45.0	5.18	0	0.0	2	5.0	31	2/16	40.3	
Blake	37	18	126	48.6	3.41	1	2.7	1	2.7	21	2/17	54.6	
Bartrum	1	0	0	0.0	0.00	0	0.0	0	0.0	0	0/0	39.6	
Westbrook	0	0	0	---	---	0	---	0	---	---	1/4	---	
Eagles	547	336	4208	61.4	7.69	32	5.9	11	2.0	80	37/229	96.4	
Opponents	550	334	3475	60.7	6.32	16	2.9	17	3.1	52	47/263	75.8	

2006 Eagles Statistics



Record: 10-6, 1st in NFC East Head Coach: Andy Reid

S-10	W	24-10	at Houston	70,180
S-17	L	24-30	OTNY Giants	69,241
S-24	W	38-24	at San Francisco	68,166
O-02	W	31-9	Green Bay	69,222
O-08	W	38-24	Dallas	69,268
O-15	L	24-27	at New Orleans	68,269
O-22	L	21-23	at Tampa Bay	65,808
O-29	L	6-13	Jacksonville	69,249
N-12	W	27-3	Washington	69,143
N-19	L	13-31	Tennessee	69,232
N-26	L	21-45	at Indianapolis	57,296
D-04	W	27-24	Carolina	69,098
D-10	W	21-19	at Washington	84,164
D-17	W	36-22	at NY Giants	78,657
D-25	W	23-7	at Dallas	62,839
D-31	W	24-17	Atlanta	69,341
NFC WILD CARD				
J-07	W	23-20	NY Giants	69,094
NFC DIVISIONAL PLAYOFF				
J-13	L	24-27	at New Orleans	70,001

TEAM STATS	EAGLES	OPP
Total First Downs	312	314
Rushing	106	126
Passing	189	154
Penalty	17	34
3rd Down: Made/Att	88/209	83/222
3rd Down Pct.	42.1	37.4
4th Down: Made/Att	5/11	10/21
4th Down Pct.	45.5	47.6
Possession Avg.	28:38	31:22
Total Net Yards	6103	5249
Avg. Per Game	381.4	328.1
Total Plays	988	1054
Avg. Per Play	6.2	5.0
Net Yards Rushing	1984	2182
Avg. Per Game	124.0	136.4
Total Rushes	416	489
Net Yards Passing	4119	3067
Avg. Per Game	257.4	191.7
Sacked/Yards Lost	28/190	40/300
Gross Yards	4309	3367
Att./Completions	544/323	525/309
Completion Pct.	59.4	58.9
Had Intercepted	9	19
Punts/Average	78/42.6	82/43.5
Net Punting Avg.	78/34.9	82/37.2
Penalties/Yards	112/983	96/807
Fumbles/Ball Lost	26/15	25/10
Touchdowns	49	36
Rushing	13	12
Passing	31	17
Returns	5	7

Rushing	No.	Yds	Avg	Lg	TD							
Westbrook	240	1217	5.1	71t	7							
Buckhalter	83	345	4.2	20	2							
McNabb	32	212	6.6	37	3							
Garcia	25	87	3.5	12	0							
Moats	22	69	3.1	13	0							
R. Brown	3	24	8.0	15t	1							
Mahe 4-18, Tapeh 5-9, Feeley 1-3, Johnson 1-0												
Eagles	416	1984	4.8	71t	13							
Opponents	489	2182	4.5	70t	12							
Receiving	No.	Yds	Avg	Lg	TD							
Westbrook	77	699	9.1	52t	4							
Smith	50	611	12.2	65	5							
R. Brown	46	816	17.7	60t	8							
Stallworth	38	725	19.1	84t	5							
G. Lewis	24	348	14.5	45t	2							
Buckhalter	24	256	10.7	55t	1							
Baskett	22	464	21.1	89t	2							
Tapeh	16	85	5.3	15	1							
Schobel	14	214	15.3	60	2							
Avant	7	68	9.7	18	1							
Mahe	5	23	4.6	8	0							
Eagles	323	4309	13.3	89t	31							
Opponents	309	3367	10.9	75	17							
INTs	No.	Yds	Avg	Lg	TD							
Sheppard	6	157	26.2	102t	1							
Dawkins	4	38	9.5	38	0							
M. Lewis	2	105	52.5	84t	1							
S. Brown 1-70 (TD), T. Cole 1-19 (TD), Trotter 1-17, Gaither 1-16, Considine 1-12, Walker 1-6, Ramsey 1-(-12)												
Eagles	19	428	22.5	102t	4							
Opponents	9	250	27.8	66t	2							
Punt Returns	Ret	FC	Yds	Avg	Lg	TD						
Mahe	18	12	169	9.4	23	0						
Wynn TM	13	5	131	10.1	22	0						
Westbrook	5	3	39	7.8	13	0						
Eagles	36	20	339	9.4	23	0						
Opponents	41	13	380	9.3	90t	1						
Kickoff Returns	No.	Yds	Avg	Lg	TD							
Mahe	30	667	22.2	64	0							
Wynn TM	18	362	20.1	34	0							
Perry	3	57	19.0	24	0							
G. Lewis	2	46	23.0	28	0							
Moats	2	43	21.5	23	0							
Schobel	2	13	6.5	11	0							
Sheppard	1	16	16.0	16	0							
Eagles	58	1204	20.8	64	0							
Opponents	71	1647	23.2	41	0							
Sacks: T. Cole 8, J. Thomas 6, Walker 6, Howard 5, Kears 3.5, M. Lewis 2, M. McCoy 2, Considine 1.5, Patterson 1.5, Dawkins 1, Gaither 1, Hood 1, McDougle 1, Jones 0.5, Eagles 40, Opponents 28												
Passing	Att	Cmp	Yds	Cmp%	Yds/Att	TD	TD%	Int	Int%	Lg	Sk/Lost	Rat
McNabb	316	180	2647	57.0	8.38	18	5.7	6	1.9	87t	21/140	95.5
Garcia	188	116	1309	61.7	6.96	10	5.3	2	1.1	65	6/40	95.8
Feeley	38	26	342	68.4	9.00	3	7.9	0	0.0	89t	1/10	122.9
Akers 1-1-11-0-0, Baskett 1-0-0-1-0												
Eagles	544	323	4309	59.4	7.92	31	5.7	9	1.7	89t	28/190	96.7
Opponents	525	309	3367	58.9	6.41	17	3.2	19	3.6	75	40/300	73.6

Score By Periods	Q1	Q2	Q3	Q4	OT	Pts		
Eagles	75	109	96	118	0	398		
Opponents	79	86	61	96	6	328		
Scoring	TD	Ru	Pa	Rt	PAT	FG	2Pt	Pts
Akers	0	0	0	0	48/48	18/23	0	102
Westbrook	11	7	4	0			0	66
R. Brown	9	1	8	0			0	54
Smith	5	0	5	0			0	32
Stallworth	5	0	5	0			0	30
Buckhalter	3	2	1	0			0	18
McNabb	3	3	0	0			0	18
Baskett	2	0	2	0			0	12
G. Lewis	2	0	2	0			0	12
Schobel	2	0	2	0			0	12
Avant	1	0	1	0			0	6
S. Brown (1 Rt), T. Cole (1 Rt), M. Lewis (1 Rt), Patterson (1 Rt), Sheppard (1 Rt), Tapeh (1 Pa)								
Eagles	49	13	31	5	48/48	18/23	0	398
Opponents	36	12	17	7	34/34	26/28	0	328
2-Pt. Conversions: Smith, Eagles 1-1, Opponents 0-1								
Field Goals	1-19	20-29	30-39	40-49	50+			
Akers	0/0	9/10	3/5	6/8	0/0			
Eagles	0/0	9/10	3/5	6/8	0/0			
Opponents	0/0	4/4	11/11	9/10	2/3			
Akers: (42G) (49N,37G) (21G,39N) (40G) (27G) (47G) () (25G,28G) (37G,25G) (42G,38G) (36N) (28G,25G) () (48N) (25G,45G,21G) (41G,23N)								
Opponents: (34G) (35G) (48G) (23G,54G,46G,54N) (39G) (39G,31G) (30G,44G,62G) (40G,27G) (48N,32G) (36G) (44G) (45G) (31G,45G,32G,35G) (47G,23G,24G) () (45G)								
Punting	No	Yds	Avg	Net	TB	Lg	B	
Johnson	78	3326	42.6	34.9	11	60	0	
Eagles	78	3326	42.6	34.9	11	60	0	
Opponents	82	3566	43.5	37.2	9	61	0	

Leading Tacklers: Trotter 161, Dawkins 155, Considine 107, Jones 93, M. Lewis 87, Cole 84, Patterson 82, McCoy 81, Barber 60, S. Brown 59

Pro Bowl Selections: RG Shawn Andrews, FS Brian Dawkins, CB Lito Sheppard

USUAL STARTERS			
WR	Donté Stallworth (11)	LDE	Trent Cole (10)
LT	Tra Thomas	LDT	Mike Patterson
LG	Todd Herremans	RDT	Darwin Walker
C	Jamaal Jackson	RDE	Darren Howard
RG	Shawn Andrews	WILL	M. McCoy (10), O. Gaither (5)
RT	Jon Runyan	MLB	Jeremiah Trotter
TE	L.J. Smith	SAM	Dhani Jones
WR	Reggie Brown	LCB	Lito Sheppard
QB	McNabb (10), Garcia (6)	RCB	Sheldon Brown
RB	Brian Westbrook	SS	Considine (10), Lewis (6)
FB	Thomas Tapeh (8)	FS	Brian Dawkins

TD	TD%	Int	Int%	Lg	Sk/Lost	Rat	
18	5.7	6	1.9	87t	21/140	95.5	
10	5.3	2	1.1	65	6/40	95.8	
3	7.9	0	0.0	89t	1/10	122.9	
Eagles	31	5.7	1.7	89t	28/190	96.7	
Opponents	17	3.2	19	3.6	75	40/300	73.6

2007 Eagles Statistics



Record: 8-8, 4th in NFC East Head Coach: Andy Reid

S-09	L	13-16	at Green Bay	70,598
S-17	L	12-20	Washington	67,726
S-23	W	56-21	Detroit	67,570
S-30	L	3-16	at NY Giants	78,862
O-14	W	16-9	at NY Jets	77,189
O-21	L	16-19	Chicago	67,806
O-28	W	23-16	at Minnesota	63,019
N-04	L	17-38	Dallas	67,688
N-11	W	33-25	at Washington	90,218
N-18	W	17-7	Miami	68,934
N-25	L	28-31	at New England	68,756
D-02	L	24-28	Seattle	68,445
D-09	L	13-16	NY Giants	68,594
D-16	W	10-6	at Dallas	63,777
D-23	W	38-23	at New Orleans	70,011
D-30	W	17-9	Buffalo	68,594

TEAM STATS	EAGLES	OPP
Total First Downs	323	279
Rushing	118	80
Passing	186	177
Penalty	19	22
3rd Down: Made/Att	97/229	81/218
3rd Down Pct.	42.4%	37.2%
4th Down: Made/Att	9/15	3/13
4th Down Pct.	60.0%	23.1%
Possession Avg.	30:56	29:04
Total Net Yards	5729	4982
Avg. Per Game	358.1	311.4
Total Plays	1047	979
Avg. Per Play	5.5	5.1
Net Yards Rushing	1974	1533
Avg. Per Game	123.4	95.8
Total Rushes	421	403
Net Yards Passing	3755	3449
Avg. Per Game	234.7	215.6
Sacked/Yards Lost	49/250	37/244
Gross Yards	4005	3693
Att./Completions	577/350	539/312
Completion Pct.	60.7%	57.9%
Had Intercepted	15	11
Punts/Average	73/42.0	76/41.6
Net Punting Avg.	34.5	35.8
Penalties/Yards	83/649	81/616
Fumbles/Ball Lost	24/12	16/8
Touchdowns	38	30
Rushing	12	10
Passing	24	16
Returns	2	4

Passing	Att	Cmp	Yds	Cmp%	Yds/Att	TD	TD%	Int	Int%	Lg	Sk/Lost	Rat
McNabb	473	291	3324	61.5%	7.0	19	4.0%	7	1.5%	75t	44/227	89.8
Feeley	103	59	681	57.3%	6.6	5	4.9%	8	7.8%	47	3/10	61.2
G.Lewis 1-0-0-0-0, Kolb 0-0-0-0-02/130.0												
Eagles	577	350	4005	60.7%	6.9	24	4.2%	15	2.6%	75t	49/250	84.6
Opponents	539	312	3693	57.9%	6.9	16	3.0%	11	2.0%	91t	37/244	80.3

Rushing	No.	Yds	Avg	Lg	TD
Westbrook	278	1333	4.8	36	7
Buckhalter	62	313	5.0	30t	4
McNabb	50	236	4.7	40	0
R.Brown	5	36	7.2	12	0
Feeley	7	23	3.3	7	0
Tapeh	5	18	3.6	11	0
Hunt	10	16	1.6	4	1
Avant	1	1	1.0	1	0
Kolb	3	-2	-0.7	0	0

Eagles	421	1974	4.7	40	12
Opponents	403	1533	3.8	56	10

Receiving	No.	Yds	Avg	Lg	TD
Westbrook	90	771	8.6	57t	5
Curtis	77	1110	14.4	75t	6
R.Brown	61	780	12.8	45t	4
Avant	23	267	11.6	31	2
Smith	22	236	10.7	26	1
Celek	16	178	11.1	29	1
Baskett	16	142	8.9	25	1
G.Lewis	13	265	20.4	50	3
Buckhalter	12	87	7.3	14	0
Schobel	11	108	9.8	18	1
Tapeh	8	50	6.3	9	0
Mahe	1	11	11.0	11	0

Eagles	350	4005	11.4	75t	24
Opponents	312	3693	11.8	91t	16

INTs	No.	Yds	Avg	Lg	TD
S.Brown	3	3	1.0	3	0
Sheppard	2	25	12.5	16	0
Gaither 1-49, Mikell 1-20, Bradley 1-13, Dawkins 1-1, James 1-0, Considine 1-0					

Eagles	11	111	10.1	49	0
Opponents	15	198	13.2	49	1

Punt Returns	Ret	FC	Yds	Avg	Lg	TD
Mahe	31	11	249	8.0	32	0
Westbrook	4	0	79	19.8	64	0
G.Lewis	4	1	4	1.0	5	0
Reed	2	0	8	4.0	8	0
Graham	1	0	0	0.0	0	0
Eagles	42	12	340	8.1	64	0
Opponents	36	14	409	11.4	87t	1

Kickoff Returns	No.	Yds	Avg	Lg	TD
Buckhalter	37	798	21.6	35	0
Reed	31	701	22.6	34	0
Mahe 1-19, Reagoe 1-14, G.Lewis 1-3, Baskett 0-4					
Eagles	71	1539	21.7	35	0
Opponents	69	1536	22.3	51	0

Leading Tacklers: Gaither 170, Spikes 139, Patterson 114, Cole 103, Mikell 98, Gocong 92, Bunkley 75, S.Brown 75, J.Thomas 63, Dawkins 51

Score By Periods	Q1	Q2	Q3	Q4	OT	Pts
Eagles	100	97	69	70	0	336
Opponents	86	95	64	55	0	300

Scoring	TD	Ru	Pa	Rt	PAT	FG	2Pt	Pts
Akers	0	0	0	0	36/36	24/32	0	108
Westbrook	12	7	5	0	0/0	0/0	0	72
Curtis	8	0	6	2	0/0	0/0	0	48
R.Brown	4	0	4	0	0/0	0/0	0	24
Buckhalter	4	4	0	0	0/0	0/0	0	24
G.Lewis	3	0	3	0	0/0	0/0	0	18
Avant	2	0	2	0	0/0	0/0	0	12
Hunt (1 Ru), Celek (1 Pa), Schobel (1 Pa), Baskett (1 Pa), L.Smith (1 Pa)								

Eagles	38	12	24	2	36/36	24/32	0	336
Opponents	30	10	16	4	27/29	31/38	0	300

2-Pt. Conversions: Eagles 0-2, Opponents 0-1

Field Goals	1-19	20-29	30-39	40-49	50+
Akers	0/0	12/12	10/10	1/6	1/4
Eagles	0/0	12/12	10/10	1/6	1/4
Opponents	1/1	13/13	10/13	5/9	2/2

Akers: [33G,47G] [24G, 39G, 26G, 22G] [1] [42N, 53G] [22G, 41N, 41N, 31G, 25G] [24G, 33G, 37G] [20G, 59N, 27G, 25G] [36G] [53N] [34G] [41G, 48N][29G, 39G, 57N] [47N, 21G] [24G] [38G] **Opponents:** [53G,37G,42G] [35G, 37G] [46N] [34N, 29G] [30G, 44N, 21G, 30G] [39N, 31G, 22 G, 41G, 45G] [39G, 32G, 48G] [22G] [23G, 21G] [47N] [23G, 32N] [40N] [19G, 23G, 23G] [33G, 23G] [55G, 35G, 46G] [29G, 23G, 22G]

Punting	No	Yds	Avg	Net	TB	Lg	B
Rocca	73	3066	42.0	34.5	7	65	0
Eagles	73	3066	42.0	34.5	7	65	0
Opponents	76	3162	41.6	35.8	5	61	0

Sacks: T.Cole 12.5, J.Thomas 5.0, Patterson 4.0, Kearse 3.5, Bunkley 3.0, Bradley 1.0 Spikes 1.0, Mikell 1.0, Reagor 1.0, Howard 1.0, Hanson 1.0, Gocong 1.0, Team 2.0, **Eagles: 37.0, Opponents: 48.0**

Fumbles Lost: D.McNabb 5, B.Westbrook 1, J.Jackson 1, G.Lewis 1, Q.Mikell 1, L.Smith 1, J.Reed 1, K.Kolb 1 **Total: 12**

Opponent Fumble Recoveries: J.Thomas 2, Q.Mikell 1, J.Hanson 1, M.Patterson 1, T.Cole 1, B.Bunkley 1, J.Kearse 1 **Total: 8**

Pro Bowl Selections: RG Shawn Andrews, RB Brian Westbrook

USUAL STARTERS			
WR	Kevin Curtis	LDE	Jevon Kearse (8)
LT	William Thomas		Juqua Thomas (7)
LG	Todd Herremans	LDT	Mike Patterson
C	Jamaal Jackson	RDT	Brodrick Bunkley
RG	Shawn Andrews	RDE	Trent Cole
RT	Jon Runyan	WILL	Takeo Spikes
TE	L.J. Smith	MLB	Omar Gaither
WR	Reggie Brown	SAM	Chris Gocong
QB	Donovan McNabb	LCB	Lito Sheppard
RB	Brian Westbrook	RCB	Sheldon Brown
FB	Thomas Tapeh	SS	Sean Considine (8)
			Quintin Mikell (6)
		FS	Brian Dawkins (10)
			Quintin Mikell (5)

2008 Eagles Statistics



Record: 9-6-1, 2nd in NFC East Head Coach: Andy Reid

S-07	W	38-3	St. Louis	69,144
S-15	L	37-41	at Dallas	63,472
S-21	W	15-6	Pittsburgh	69,144
S-28	L	20-24	at Chicago	62,099
O-05	L	17-23	Washington	69,144
O-12	W	40-26	at San Francisco	67,640
O-26	W	27-14	Atlanta	69,144
N-02	W	26-7	at Seattle	68,055
N-09	L	31-36	NY Giants	69,144
N-16	T	13-13	OTat Cincinnati	64,633
N-23	L	7-36	at Baltimore	71,379
N-27	W	48-20	Arizona	64,144
D-07	W	20-14	at NY Giants	79,003
D-15	W	30-10	Cleveland	69,144
D-21	L	3-10	at Washington	82,412
D-28	W	44-6	Dallas	69,144
NFC WILD CARD				
J-04	W	26-14	at Minnesota	61,746
NFC DIVISIONAL PLAYOFF				
J-11	W	23-11	at NY Giants	79,193
NFC CHAMPIONSHIP				
J-18	L	25-32	at Arizona	70,650

TEAM STATS		EAGLES	OPP
Total First Downs		318	248
Rushing		94	79
Passing		204	144
Penalty		20	25
3rd Down: Made/Att	93/225	73/227	
3rd Down Pct.	41.3%	32.2%	
4th Down: Made/Att	4/9	5/14	
4th Down Pct.	44.4%	35.7%	
Possession Avg.	30:55	29:05	
Total Net Yards	5608	4388	
Avg. Per Game	350.5	274.3	
Total Plays	1056	994	
Avg. Per Play	5.3	4.4	
Net Yards Rushing	1697	1475	
Avg. Per Game	106.1	92.2	
Total Rushes	427	421	
Net Yards Passing	3911	2913	
Avg. Per Game	244.4	182.1	
Sacked/Yards Lost	23/149	48/312	
Gross Yards	4060	3225	
Attempts/Completions	606/362	525/284	
Completion Pct.	59.7%	54.1%	
Had Intercepted	16	15	
Punts/Average	78/42.7	101/42.5	
Net Punting Avg.	37.9	36.5	
Penalties/Yards	74/635	80/593	
Fumbles/Ball Lost	16/10	26/14	
Touchdowns	45	31	
Rushing	15	7	
Passing	23	19	
Returns	7	5	

Rushing	No.	Yds	Avg	Lg	TD							
Westbrook	233	936	4.0	39t	9							
Buckhalter	76	369	4.9	33	2							
McNabb	39	147	3.8	17	2							
D.Jackson	17	96	5.6	21	1							
Eckel	24	79	3.3	14	0							
Booker	20	53	2.7	8	0							
Hunt 4-9-1TD, R.Brown 1-6, Kolb 13-2												
Eagles	427	1697	4.0	39t	15							
Opponents	421	1475	3.5	28	7							
Receiving	No.	Yds	Avg	Lg	TD							
D.Jackson	62	912	14.7	60	2							
Westbrook	54	402	7.4	47	5							
Smith	37	298	8.1	25	3							
Baskett	33	440	13.3	90t	3							
Curtis	33	390	11.8	32	2							
Avant	32	377	11.8	31	2							
Celek	27	318	11.8	44	1							
Buckhalter	26	324	12.5	59	2							
Lewis	19	247	13.0	52	1							
R.Brown	18	252	14.0	40	1							
Hunt 6-42, Klecko 6-36, Booker 6-11, Schobel 2-10, Herremans 1-1-1TD												
Eagles	362	4060	11.2	90t	23							
Opponents	284	3225	11.4	90t	19							
INTs	No.	Yds	Avg	Lg	TD							
Samuel	4	64	16.0	50t	1							
Mikell	3	53	17.7	41	0							
Parker 1-55-1TD, Dawkins 1-25, S.Brown 1-23, Patterson 1-21, Bradley 1-17, Hanson 1-13, Howard 1-8, Sheppard 1-0												
Eagles	15	279	18.6	55t	2							
Opponents	16	434	27.1	107t	2							
Punt Returns	Ret	FC	Yds	Avg	Lg	TD						
D.Jackson	50	16	440	8.8	68t	1						
Lewis 1-6, Hanson 1-0												
Eagles	52	16	446	8.6	68t	1						
Opponents	41	12	296	7.2	45	0						
Kickoff Returns	No.	Yds	Avg	Lg	TD							
Demps	52	1314	25.3	100t	1							
Lewis 3-43, Buckhalter 1-14, Avant 1-13, Klecko 1-12, D.Jackson 1-12, Abiamiri 1-3												
Eagles	60	1411	23.5	100t	1							
Opponents	75	1698	22.6	98t	1							
Sacks: Howard 10.0, T.Cole 9.0, Parker 5.0, Clemons 4.0, Dawkins 3.0, Gaither 2.5, Mikell 2.0, Gocong 2.0, Abiamiri 2.0, Klecko 2.0, Bunkley 2.0, Demps 1.0, Hanson 1.0, S.Brown 1.0, Bradley 1.0, Patterson 0.5												
Eagles: 48.0, Opponents: 23.0												
Pro Bowl Selections: FS Brian Dawkins, CB Asante Samuel												
Leading Tacklers: Mikell 169, Bradley 151, Dawkins 142, T.Cole 98, Patterson 86, Bunkley 82, Parker 76, Gaither 63, Gocong 61, S.Brown 55												
Passing	Att	Cmp	Yds	Cmp%	Yds/Att	TD	TD%	Int	Int%	Lg	Sk/Lost	Rat
McNabb	571	345	3916	60.4%	6.9	23	4.0%	11	1.9%	90t	23/149	86.4
Kolb	34	17	144	50.0%	4.2	0	0.0%	4	11.8%	16	0/0	21.8
D.Jackson	1	0	0	0.0%	0.0	0	0.0%	1	100.0%	0	0/0	0.0
Eagles	606	362	4060	59.7%	6.7	23	3.8%	16	2.6%	90t	23/149	81.4
Opponents	525	284	3225	54.1%	6.1	19	3.6%	15	2.9%	90t	48/312	72.9

Score By Periods		Q1	Q2	Q3	Q4	OT	Pts		
Eagles		85	150	73	108	0	416		
Opponents		53	100	49	87	0	289		
Scoring		TD	Ru	Pa	Rt	PAT	FG	2Pt	Pts
Akers		0	0	0	0	45/45	33/40	0	144
Westbrook		14	9	5	0	0/0	0/0	0	84
Buckhalter		4	2	2	0	0/0	0/0	0	24
D.Jackson		4	1	2	1	0/0	0/0	0	24
Smith		3	0	3	0	0/0	0/0	0	18
Baskett		3	0	3	0	0/0	0/0	0	18
Avant (2 Pa), Curtis (2 Pa), McNabb (2 Ru), Parker (1 Rt), Lewis (1 Pa), Clemons (1 Rt), Hanson (1 Rt), Samuel (1 Rt), Hunt (1 Ru), Celek (1 Pa), Demps (1 Rt), Gocong (1 Rt), R.Brown (1 Pa), Herremans (1 Pa)									
Eagles	45	15	23	7	45/45	33/40	0	416	
Opponents	31	7	19	5	29/29	24/28	0	289	
2-Pt. Conversions: Eagles 0-2, Opponents 0-1									
Field Goals		1-19	20-29	30-39	40-49	50+			
Akers		2/2	11/11	10/12	8/10	2/5			
Eagles	2/2	11/11	10/12	8/10	2/5				
Opponents	0/0	6/6	5/5	9/11	4/6				

Akers: [23G] [34G, 44G, 22G] [31G, 31G] [50N, 47N, 24G, 31G] [50N, 23G] [19G, 54B, 38G, 25G, 28G] [36G, 18G] [40G, 24G, 42G, 39G] [29G] [42G, 27G] [] [42G, 41G] [51G, 32B, 34B, 34G] [24G, 34G, 34G] [22G] [40G, 50G, 41G, 40N]							
Opponents: [46G] [51G, 47G] [37G, 53G] [41G] [41G, 48G, 50G] [32G, 37G, 53G, 29G] [] [] [27G, 26G, 28G] [20G, 41G, 47N] [44G, 42G, 53N] [] [47B] [27G] [54N, 33G] [37G, 42]							
Punting	No	Yds	Avg	Net	TB	Lg	B
Rocca	77	3334	43.3	37.9	4	65	1
Eagles	78	3334	42.7	37.9	4	65	1
Opponents	101	4294	42.5	36.5	8	67	0
Fumbles Lost: McNabb 5, D.Jackson 2, Demps 1, Westbrook 1, Hunt 1 Total: 10							
Opponent Fumble Recoveries: Clemons 2, Gaither 2, Jordan 2, T.Laws 1, Bradley 1, Dawkins 1, Howard 1, Hanson 1, Patterson 1, Bunkley 1, Gocong 1 Total: 14							

USUAL STARTERS	
WR Kevin Curtis (8)	LDE Juqua Parker
Hank Baskett (5)	LDT Mike Patterson
LT William Thomas	RDT Brodrick Bunkley
LG Todd Herremans	RDE Trent Cole
C Jamaal Jackson	WILL Omar Gaither (10)
RG Max Jean-Gilles (10)	Akeem Jordan (6)
Nick Cole (4)	MLB Stewart Bradley
RT Jon Runyan	SAM Chris Gocong
TE L.J. Smith	LCB Asante Samuel
WR DeSean Jackson	RCB Sheldon Brown
QB Donovan McNabb	SS Quintin Mikell
RB Brian Westbrook	FS Brian Dawkins
FB Thomas Tapeh	

TD	TD%	Int	Int%	Lg	Sk/Lost	Rat
23	4.0%	11	1.9%	90t	23/149	86.4
0	0.0%	4	11.8%	16	0/0	21.8
0	0.0%	1	100.0%	0	0/0	0.0
23	3.8%	16	2.6%	90t	23/149	81.4
19	3.6%	15	2.9%	90t	48/312	72.9

2009 Eagles Statistics



Record: 11-5, 2nd in NFC East Head Coach: Andy Reid

S-13	W	38-10	at Carolina	73,599
S-20	L	22-48	New Orleans	69,144
S-27	W	34-14	Kansas City	69,144
O-11	W	33-14	Tampa Bay	69,144
O-18	L	9-13	at Oakland	49,642
O-26	W	27-17	at Washington	88,241
N-01	W	40-17	NY Giants	69,144
N-08	L	16-20	Dallas	69,144
N-15	L	23-31	at San Diego	68,879
N-22	W	24-20	at Chicago	62,421
N-29	W	27-24	Washington	69,144
D-06	W	34-7	at Atlanta	69,560
D-13	W	45-38	at NY Giants	78,780
D-20	W	27-13	San Francisco	69,144
D-27	W	30-27	Denver	69,144
J-03	L	0-24	at Dallas	100,621
NFC WILD CARD				
J-09	L	14-34	at Dallas	92,951

TEAM STATS	EAGLES	OPP
Total First Downs	290	295
Rushing	87	81
Passing	182	179
Penalty	21	35
3rd Down: Made/Att	75/207	73/221
3rd Down Pct.	36.2%	33.0%
4th Down: Made/Att	6/14	17/30
4th Down Pct.	42.9%	56.7%
Possession Avg.	28:15	31:46
Total Net Yards	5726	5137
Avg. Per Game	357.9	321.1
Total Plays	975	1037
Avg. Per Play	5.9	5.0
Net Yards Rushing	1637	1675
Avg. Per Game	102.3	104.7
Total Rushes	384	413
Net Yards Passing	4089	3462
Avg. Per Game	255.6	216.4
Sacked/Yards Lost	38/291	44/316
Gross Yards	4380	3778
Attempts/Completions	553/335	580/354
Completion Pct.	60.6%	61.0%
Had Intercepted	13	25
Punts/Average	76/42.4	80/45.1
Net Punting Avg.	38.3	37.2
Penalties/Yards	115/951	104/789
Fumbles/Ball Lost	23/10	25/13
Touchdowns	47	39
Rushing	14	11
Passing	27	27
Returns	6	1

Pro Bowl Selections: K David Akers, DE Trent Cole, LS Jon Dorenbos, WR/KR DeSean Jackson, QB Donovan McNabb, S Quintin Mikell T Jason Peters, CB Asante Samuel, FB Leonard Weaver

Rushing	No.	Yds	Avg	Lg	TD
L.McCoy	155	637	4.1	66t	4
L.Weaver	70	323	4.6	41t	2
B.Westbrook	61	274	4.5	25	1
D.McNabb	37	140	3.8	27	2
D.Jackson	11	137	12.5	67t	1
M.Vick	24	95	4.0	34	2
E.Buckley	15	44	2.9	9	1
K.Kolb	5	-1	-0.2	5	1

Receiving	No.	Yds	Avg	Lg	TD
B.Celek	76	971	12.8	47t	8
D.Jackson	63	1167	18.5	71t	9
J.Maclin	55	762	13.9	56	4
J.Avant	41	587	14.3	58	3
L.McCoy	40	308	7.7	45	0
B.Westbrook	25	181	7.2	34	1
L.Weaver	15	140	9.3	59	2
R.Brown	9	155	17.2	43	0

INTs	No.	Yds	Avg	Lg	TD
A.Samuel	9	117	13.0	37	0
S.Brown	5	152	30.4	83t	1
S.Jones	2	37	18.5	37	0
Q.Mikell	2	16	8.0	16	0
A.Jordan	2	14	7.0	11	0
J.Hanson	2	8	4.0	6	0

Punt Returns	Ret	FC	Yds	Avg	Lg	TD
D.Jackson	29	15	441	15.2	85t	2
J.Maclin	6	4	30	5.0	27	0

Kickoff Returns	No.	Yds	Avg	Lg	TD
E.Hobbs	20	481	24.1	63	0
V.Harris	19	394	20.7	32	0
J.Maclin	7	124	17.7	28	0
Q.Demps	6	155	25.8	48	0
L.Weaver	2	33	16.5	18	0

Passing	Att	Cmp	Yds	Cmp%	Yds/Att	TD	TD%	Int	Int%	Lg	Sk/Lost	Rat
D.McNabb	443	267	3553	60.3%	8.0	22	5.0%	10	2.3%	60t	35/264	92.9
K.Kolb	96	62	741	64.6%	7.7	4	4.2%	3	3.1%	71t	3/27	88.9
M.Vick	13	6	86	46.2%	6.6	1	7.7%	0	0.0%	43	0/0	93.8
B.Westbrook	1	0	0	0.0%	0.0	0	0.0%	0	0.0%	0	0/0	39.6

Score By Periods	Q1	Q2	Q3	Q4	OT	Pts
Eagles	122	151	72	84	0	429
Opponents	58	101	107	71	0	337

Field Goals	1-19	20-29	30-39	40-49	50+
D.Akers	1/1	11/11	8/9	11/13	1/3

2-Pt. Conversions:	Eagles	Opponents
Eagles	47	429
Opponents	39	337

Fumbles Lost:	D.McNabb	J.Babin	E.Hobbs	K.Kolb	D.Jackson	V.Harris	L.McCoy	J.Garcia	Total
Eagles	1	1	1	1	1	1	1	1	10
Opponents	2	2	2	2	2	2	2	2	13

Sacks:	T.Cole	J.Parker	D.Howard	C.Clemons	J.Babin	V.Abiamiri	M.Patterson	O.Gaither	C.Gocong	A.Jordan	B.Bunkley	S.Jones	W.Witherspoon	A.Dixon	J.Hanson	Total
Eagles	12.5	8.0	6.5	3.0	2.5	2.0	1.5	1.5	1.0	1.0	1.0	1.0	1.0	1.0	0.5	44.0
Opponents	6.5	6.5	6.5	6.5	6.5	6.5	6.5	6.5	6.5	6.5	6.5	6.5	6.5	6.5	6.5	38.0

USUAL STARTERS	WR	LDE	Juqua Parker
	Jason Peters	LDT	Mike Patterson
	Todd Herremans	RTD	Brodrick Bunkley
	Jamaal Jackson	RDE	Trent Cole
	Nick Cole	WILL	Witherspoon (8), Jordan (8)
	Winston Justice	SLB	Trotter (7), Gaither (3)
	Brent Celek	SAM	Chris Gocong
	DeSean Jackson	LCB	Asante Samuel
	Donovan McNabb	RCB	Sheldon Brown
	Westbrook (7), McCoy (3)	SS	Quintin Mikell
	Leonard Weaver	FS	Jones (9), Harris (7)

TD	TD%	Int	Int%	Lg	Sk/Lost	Rat						
Eagles	553	335	4380	60.6%	7.9	27	4.9%	13	2.4%	71t	38/291	92.0
Opponents	580	354	3778	61.0%	6.5	27	4.7%	25	4.3%	86t	44/316	77.6

2010 Eagles Statistics



Record: 10-6 1st in NFC East
Head Coach: Andy Reid

9/12	L	20-27	Green Bay	69,144
9/19	W	35-32	at Detroit	56,688
9/26	W	28-3	at Jacksonville	63,256
10/3	L	12-17	Washington	69,144
10/10	W	27-24	at San Francisco	69,732
10/17	W	31-17	Atlanta	69,144
10/24	L	19-37	at Tennessee	69,143
11/7	W	26-24	Indianapolis	69,144
11/15	W	59-28	at Washington	84,912
11/21	W	27-17	NY Giants	69,144
11/28	L	26-31	at Chicago	62,147
12/2	W	34-24	Houston	69,144
12/12	W	30-27	at Dallas	85,673
12/19	W	38-31	at NY Giants	81,223
12/28	L	14-24	Minnesota	69,144
1/2	L	13-14	Dallas	69,144
NFC WILD CARD				
1/9	L	16-21	Green Bay	69,144

TEAM STATS		EAGLES	OPP
Total First Downs		322	309
Rushing		116	91
Passing		189	185
Penalty		17	33
3rd Down: Made/Att	85/214		80/209
3rd Down Pct.	39.7%		38.3%
4th Down: Made/Att	9/13		5/12
4th Down Pct.	69.2%		41.7%
Possession Avg.	31:15		28:45
Total Net Yards	6230		5235
Avg. Per Game	389.4		327.2
Total Plays	1038		998
Avg. Per Play	6.0		5.2
Net Yards Rushing	2324		1766
Avg. Per Game	145.3		110.4
Total Rushes	428		423
Net Yards Passing	3906		3469
Avg. Per Game	244.1		216.8
Sacked/Yards Lost	49/309		39/292
Gross Yards	4215		3761
Attempts/Completions	561/348		536/309
Completion Pct.	62.0%		57.6%
Had Intercepted	13		23
Punts/Average	73/43.8		82/43.9
Net Punting Avg.	39.0		37.0
Penalties/Yards	129/1101		87/724
Fumbles/Ball Lost	33/12		18/11
Touchdowns	49		46
Rushing	18		12
Passing	28		31
Returns	3		3

Passing	Att	Cmp	Yds	Cmp%	Yds/Att	TD	TD%	Int	Int%	Lg	Sk/Lost	Rat
M.Vick	372	233	3018	62.6%	8.1	21	5.6%	6	1.6%	91t	34/210	100.2
K.Kolb	189	115	1197	60.8%	6.3	7	3.7%	7	3.7%	83t	15/99	76.1
Team	561	348	4215	62.0%	7.5	28	5.0%	13	2.3%	91t	49/309	92.1
Opponents	536	309	3761	57.6%	7.0	31	5.8%	23	4.3%	80t	39/292	80.8

Rushing	No.	Yds	Avg	Lg	TD			
L.McCoy	207	1080	5.2	62	7			
M.Vick	100	676	6.8	35	9			
J.Harrison	40	239	6.0	50t	1			
D.Jackson	16	104	6.5	31t	1			
K.Kolb	15	65	4.3	19	0			
E.Buckley	21	67	3.2	13	0			
J.Maclin	3	36	12.0	14	0			
C.Hall	9	29	3.2	8	0			
M.Bell	16	28	1.8	9	0			
L.Weaver	1	0	0.0	0	0			
Team	428	2324	5.4	62	18			
Opponents	423	1766	4.2	61	12			
Receiving	No.	Yds	Avg	Lg	TD			
L.McCoy	78	592	7.6	40	2			
J.Maclin	70	964	13.8	83t	10			
J.Avant	51	573	11.2	34	1			
D.Jackson	47	1056	22.5	91t	6			
B.Celek	42	511	12.2	65t	4			
O.Schmitt	19	136	7.2	18	1			
C.Hall	11	115	10.5	48	1			
C.Harbor	9	72	8.0	24	1			
J.Harrison	8	43	5.4	15	0			
R.Cooper	7	116	16.6	37	1			
G.Mills	2	19	9.5	14	0			
E.Buckley 1-10, M. Bell 1-5, T. Herremans 1-2-1 TD, McGlynn 1-1								
Team	348	4215	12.1	91t	28			
Opponents	309	3761	12.2	80t	31			
INTs	No.	Yds	Avg	Lg	TD			
A.Samuel	7	70	10.0	33	0			
D.Patterson	4	40	10.0	40t	1			
N.Allen	3	27	9.0	16	0			
Q.Mikell	3	0	0.0	0	0			
J.Hanson 1-17, T. Lawas 1-13, T. Lindley 1-8, K. Coleman 1-7, S. Bradley 1-0, E. Hobbs 1-0								
Team	23	182	7.9	40t	1			
Opponents	13	169	13.0	41t	1			
Punt Returns	Ret	FC	Yds	Avg	Lg	TD		
D.Jackson	20	8	231	11.6	65t	1		
J.Calvin	12	4	125	10.4	44	0		
C.Hall	3	2	31	10.3	14	0		
J.Maclin	3	5	17	5.7	9	0		
Team	38	19	404	10.6	65t	1		
Opponents	34	21	309	9.1	53	0		
Punting	No	Yds	Avg	Net	TB	In	Lg	B
S.Rocca	73	3195	43.8	39.0	2	28	63	0
Team	73	3195	43.8	39.0	2	28	63	0
Opps.	82	3599	43.9	37.0	8	17	68	0
Score By Periods	Q1	Q2	Q3	Q4	OT	Pts		
Team	110	123	68	138	0	439		
Opponents	59	128	78	112	0	377		

Scoring	TD	Ru	Pa	Rt	PAT	FG	2Pt	Pts
D.Akers	0	0	0	0	47/47	32/38	0	143
J.Maclin	10	0	10	0	0/0	0/0	0	60
L.McCoy	9	7	2	0	0/0	0/0	0	54
M.Vick	9	9	0	0	0/0	0/0	0	54
D.Jackson	8	1	6	1	0/0	0/0	0	48
B.Celek (4 Pa), J.Avant (1 Pa, 1 2 pt), C.Hall (1 Pa), C.Harbor (1 Pa), R.Cooper (1 Pa), J. Harrison (1 Ru), Q.Mikell (1 Rt), T.Herremans (1 Pa), D.Patterson (1 Rt), O.Schmitt (1 Pa)								
Team	49	18	28	3	47/47	32/38	1	439
Opponents	46	12	31	3	45/45	18/21	1	377
2-Pt. Conversions: Team 1/2, Opponents: 1/1								
Field Goals	1-19	20-29	30-39	40-49	50+			
D.Akers	0/0	12/12	10/12	9/11	1/3			
Team	0/0	12/12	10/12	9/11	1/3			
Opponents	0/0	5/5	4/4	5/7	4/5			

Akers: [45G, 24G] (None) (None) [49G, 23G] [33G, 53N, 45G] [37N, 47N, 37N, 30G] [25G, 46G, 46G, 28G] [22G, 21G, 31G, 44G] [48G] [38G, 24G, 42B, 28G, 30G] [45G, 36G, 22G, 36] [36G, 22G] [39G, 50G, 28G] [34G] [54N] [43G, 22G]

Opps: [49G, 56G] [49G] [51G] [26G] [50G, 40N] [41N, 26G] [41G, 38G, 33G] [37G] (None) [24G] [23G] [48G] [50G, 43G] [25G] [30G] [52N]

Sacks: T.Cole 10.0, J.Parker 6.0, T.Laws 4.0, B.Graham 3.0, D.Tapp 3.0, N.Allen 2.0, M.Patterson 2.0, A.Dixon 2.0, E.Sims 2.0, M.Fokou 1.0, D.Te'o-Nesheim 1.0, Q.Mikell 1.0, S.Bradley 1.0, D.Patterson 1.0 **Team: 39.0, Opponents: 50.0**

Fumbles Lost: K.Kolb 3, M.Vick 3, A.Samuel 1, E.Buckley 1, D.Jackson 1, J.Maclin 1, L.McCoy 1, J.Calvin 1 **Total: 12**

Opponent Fumble Recoveries: Q.Mikell 3, D.Tapp 3, G.Lawson 1, J.Parker 1, A.Samuel 1, M.Patterson 1, E.Sims 1 **Total: 11**

Kickoff Returns	No.	Yds	Avg	Lg	TD
J.Calvin	32	692	21.6	41	0
E.Hobbs	16	345	21.6	46	0
C.Hall 4-65, G.Lawson 2-48, O.Schmitt 2-18, J.Maclin 1-22, E.Buckley 1-20, C.Harbor 1-19, D.Patterson 1-14, B.Celek 1-12, M.Bell 1-8, R.Cooper 0-9					
Team	62	1272	20.5	46	0
Opponents	69	1502	21.8	61	0

USUAL STARTERS

WR	Jeremy Maclin	LDE	Juqua Parker
LT	Jason Peters	LDT	Mike Patterson
LG	Todd Herremans	RDT	Antonio Dixon
C	Mike McGlynn	RDE	Trent Cole
RG	Max Jean-Gilles (10)	WILL	Ernie Sims
	Nick Cole (6)	SAM	Stewart Bradley
RT	Winston Justice	SAM	Moise Fokou
TE	Brent Celek	LCB	Asante Samuel
WR	DeSean Jackson	RCB	Dimitri Patterson (9)
QB	Michael Vick		Ellis Hobbs (7)
RB	LeSean McCoy	SS	Quintin Mikell
FB	Owen Schmitt	FS	Nate Allen

2011 Eagles Statistics



Record: 8-8 2nd in NFC East
Head Coach: Andy Reid

Date	Result	Score	Location	Points
9/11	W	31-13	at St. Louis	56,722
9/18	L	31-35	at Atlanta	69,608
9/25	L	16-29	New York Giants	69,144
10/2	L	23-24	San Francisco	69,144
10/9	L	24-31	at Buffalo	69,803
10/16	W	20-13	at Washington	80,447
10/30	W	34-7	Dallas	69,144
11/7	L	24-30	Chicago	69,144
11/13	L	17-21	Arizona	69,144
11/20	W	17-10	at New York Giants	79,743
11/27	L	20-38	New England	69,144
12/1	L	14-31	at Seattle	67,039
12/11	W	26-10	at Miami	67,823
12/18	W	45-19	New York Jets	69,144
12/24	W	20-7	at Dallas	84,834
1/1	W	34-10	Washington	69,144

TEAM STATS	EAGLES	OPP
Total First Downs	356	289
Rushing	134	84
Passing	197	173
Penalty	25	32
3rd Down: Made/Att	85/205	75/211
3rd Down Pct.	41.5%	35.5%
4th Down: Made/Att	7/15	7/17
4th Down Pct.	46.7%	41.2%
Possession Avg.	31:20	28:40
Total Net Yards	6386	5198
Avg. Per Game	399.1	324.9
Total Plays	1036	982
Avg. Per Play	6.2	5.3
Net Yards Rushing	2276	1801
Avg. Per Game	142.3	112.6
Total Rushes	450	414
Net Yards Passing	4110	3397
Avg. Per Game	256.9	212.3
Sacked/Yards Lost	32/166	50/316
Gross Yards	4276	3713
Attempts/Completions	554/330	518/301
Completion Pct.	59.6%	58.1%
Had Intercepted	25	15
Punts/Average	67/42.2	85/43.2
Net Punting Avg.	36.9	39.3
Penalties/Yards	107/853	97/813
Fumbles/Ball Lost	23/13	18/9
Touchdowns	46	40
Rushing	20	11
Passing	22	27
Returns	4	2

Passing	Att	Cmp	Yds	Cmp%	Yds/Att	TD	TD%	Int	Int%	Lg	Sk/Lost	Rat
M.Vick	423	253	3303	59.8%	7.8	18	4.3%	14	3.3%	73	23/126	84.9
V.Young	114	66	866	57.9%	7.6	4	3.5%	9	7.9%	58	8/34	60.8
M.Kafka	16	11	107	68.8%	6.7	0	0.0%	2	12.5%	43	1/6	47.7
C.Henry	1	0	0	0.0%	0.0	0	0.0%	0	0.0%	0	0/0	39.6
Team	554	330	4276	59.6%	7.7	22	4.0%	25	4.5%	73	32/166	78.3
Opponents	518	301	3713	58.1%	7.2	27	5.2%	15	2.9%	74t	50/316	85.7

Rushing	No.	Yds	Avg	Lg	TD
L.McCoy	273	1309	4.8	60	17
M.Vick	76	589	7.8	53	1
R.Brown	42	136	3.2	15	1
D.Lewis	23	102	4.4	20	1
V.Young	18	79	4.4	13	0
D.Jackson 7-41, C.Hall 3-13, O.Schmitt 4-6, J.Maclin 1-1, M.Kafka 3-0.					
Team	450	2276	5.1	60	20
Opponents	414	1801	4.4	61	11

Receiving	No.	Yds	Avg	Lg	TD
J.Maclin	63	859	13.6	59	5
B.Celek	62	811	13.1	73	5
D.Jackson	58	961	16.6	62t	4
J.Avant	52	679	13.1	35	1
L.McCoy	48	315	6.6	26	3
R.Cooper	16	315	19.7	58	1
C.Harbor	13	163	12.5	27	1
S.Smith	11	124	11.3	20	1
O.Schmitt 3-32, C.Hall 3-20-1TD, D.Lewis 1-(-3)					
Team	330	4276	13.0	73	22
Opponents	301	3713	12.3	74t	27

Punt Returns	Ret	FC	Yds	Avg	Lg	TD
D.Jackson	17	12	114	6.7	51	0
C.Hall	7	12	76	10.9	30	0
J.Maclin	4	3	29	7.3	11	0
S.Smith 1-0-1FC, C.Marsh 1-(-5), D.Rodgers-Cromartie 0-(-2)						
Team	30	28	212	7.1	51	0
Opponents	31	16	176	5.7	25	0

Kickoff Returns	No.	Yds	Avg	Lg	TD
D.Lewis	31	669	21.6	33	0
D.Rodgers-Cromartie 2-52, C.Hall, 2-43, R.Brown 2-28, R.Cooper 1-16, D.Jackson 1-7					
Team	39	815	20.9	33	0
Opponents	51	1178	23.1	51	0

INTs	No.	Yds	Avg	Lg	TD
K.Coleman	4	60	15.0	35	0
A.Samuel	3	53	17.7	20t	1
J.Chaney	3	25	8.3	14	0
N.Asomugha	3	10	3.3	6	0
N.Allen	2	44	22.0	31	0
Team	15	192	12.8	35	1
Opponents	25	368	14.7	77t	2

Punting	No	Yds	Avg	Net	TB	In	Lg	B
C.Henry	66	2830	42.9	36.9	9	19	60	1
Team	67	2830	42.2	36.9	9	19	60	1
Opps	85	3673	43.2	39.3	6	29	68	0

Score By Periods	Q1	Q2	Q3	Q4	OT	Pts
Team	76	165	74	81	0	396
Opponents	63	90	64	111	0	328

Scoring	TD	Ru	Pa	Rt	PAT	FG	2Pt	Pts
L.McCoy	20	17	3	0	0/0	0/0	0	120
A.Henery	0	0	0	0	46/46	24/27	0	118
B.Celek	5	0	5	0	0/0	0/0	0	30
J.Maclin	5	0	5	0	0/0	0/0	0	30
D.Jackson	4	0	4	0	0/0	0/0	0	24
J.Parker	2	0	0	2	0/0	0/0	0	12
M.Vick (1 Ru), A.Samuel (1 Rt), R.Brown (1 Ru), J.Avant (1 Pa), S.Smith (1 Pa), C.Hall (1 Pa), C.Harbor (1 Pa), R.Cooper (1 Pa), D.Lewis (1 Ru), B.Rolle (1 Rt), P.Hunt (1 Safety)								
Team	46	20	22	4	46/46	24/27	0	396
Opponents	40	11	27	2	38/38	16/24	1	328

2-Pt. Conversions: Team 0/0, Opponents: 1/2

Field Goals	1-19	20-29	30-39	40-49	50+
A.Henery	0/0	10/10	9/11	4/4	1/2
Team	0/0	10/10	9/11	4/4	1/2
Opponents	0/0	7/7	3/6	4/8	2/3

Henery: [34G] [22G, 63N] [21G, 38G, 21G] [32G, 32G, 33G, 39N, 33N] [35G] [28G, 24G] [23G, 26G] [47G] [33G] [43G, 22G] [None] [40G] [28G] [35G, 20G]

Opps: [49G, 47N, 23G] [None] [None] [44N, 37G, 45B] [25G] [50G, 26G] [None] [51G, 38G, 22G] [48G] [39N, 45G] [49G] [55N, 22G] [39G, 28G] [36B, 27G]

Sacks: J.Babin 18.0, T.Cole 11.0, C.Jenkins 5.5, M.Patterson 2.5, D.Tapp 2.5, D.Landri 2.0, P.Hunt 2.0, J.Parker 1.5, J.Chaney 1.0, C.Matthews 1.0, D.Rodgers-Cromartie 1.0, B.Rolle 1.0, T.Laws 1.0
Team: 50.0, Opponents: 32.0

Fumbles Lost: M.Vick 3, C.Marsh 2, J.Avant 2, D.Jackson 1, J.Maclin 1, L.McCoy 1, D.Lewis 1, R.Brown 1 **Total: 12**

Opponent Fumble Recoveries: J.Parker 2, M.Patterson 2, D.Landri 1, B.Rolle 1, J.Hanson 1, C.Jenkins 1, A.Samuel 1 **Total: 9**

USUAL STARTERS

WR	Jeremy Maclin	LDE	Jason Babin
LT	Jason Peters	LDT	Mike Patterson
LG	Evan Mathis	RDT	Cullen Jenkins
C	Jason Kelce	RDE	Trent Cole
RG	Danny Watkins	WILL	Brian Rolle
RT	Todd Herrermans	MLB	Jamar Chaney
TE	Brent Celek	SAM	Akeem Jordan
WR	DeSean Jackson	LCB	Asante Samuel
QB	Michael Vick	RCB	Nnamdi Asomugha
RB	LeSean McCoy	SS	Kurt Coleman
FB	Owen Schmitt	FS	Nate Allen

2012 Eagles Statistics



Record: 4-12, 4th in NFC East
Head Coach: Andy Reid

Date	W/L	Score	Opponent	Yds
9/9	W	17-16	at Cleveland	68,693
9/16	W	24-23	Baltimore	69,144
9/23	L	6-27	at Arizona	60,436
9/30	W	19-17	New York Giants	69,144
10/7	L	14-16	at Pittsburgh	64,737
10/14	L	23-26	Detroit (OT)	69,144
10/28	L	17-30	Atlanta	69,144
11/5	L	13-28	at New Orleans	73,099
11/11	L	23-38	Dallas	69,144
11/18	L	6-31	at Washington	79,327
11/26	L	22-30	Carolina	69,144
12/2	L	33-38	at Dallas	81,851
12/9	W	23-21	at Tampa Bay	69,941
12/13	L	13-34	Cincinnati	69,144
12/23	L	20-27	Washington	69,144
12/30	L	7-42	at New York Giants	80,657

TEAM STATS	EAGLES	OPP
Total First Downs	332	317
Rushing	111	108
Passing	190	178
Penalty	31	31
3rd Down: Made/Att	83/222	83/203
3rd Down Pct.	37.4%	40.9%
4th Down: Made/Att	14/24	2/10
4th Down Pct.	58.3%	20.0%
Possession Avg.	29:36	30:24
Total Net Yards	5665	5491
Avg. Per Game	354.1	343.2
Total Plays	1079	994
Avg. Per Play	5.3	5.5
Net Yards Rushing	1874	2021
Avg. Per Game	117.1	126.3
Total Rushes	413	479
Net Yards Passing	3791	3470
Avg. Per Game	236.9	216.9
Sacked/Yards Lost	48/284	30/198
Gross Yards	4075	3668
Attempts/Completions	618/367	485/292
Completion Pct.	59.4%	60.2%
Had Intercepted	15	8
Punts/Average	72/46.3	78/43.7
Net Punting Avg.	36.4	37.2
Penalties/Yards	98/813	118/996
Fumbles/Ball Lost	37/22	21/5
Touchdowns	29	52
Rushing	10	11
Passing	18	33
Returns	1	8

Passing	Att	Cmp	Yds	Cmp%	Yds/Att	TD	TD%	Int	Int%	Lg	Sk/Lost	Rat
M.Vick	351	204	2362	58.1%	6.7	12	3.4%	10	2.8%	77t	28/153	78.1
N.Foles	265	161	1699	60.8%	6.4	6	2.3%	5	1.9%	46	20/131	79.1
T.Edwards	2	2	14	100.0%	7.0	0	0.0%	0	0.0%	8	0/0	95.8
Team	618	367	4075	59.4%	6.6	18	2.9%	15	2.4%	77t	48/284	78.6
Opponents	485	292	3668	60.2%	7.6	33	6.8%	8	1.6%	63t	30/198	99.6

Rushing	No.	Yds	Avg	Lg	TD
L.McCoy	200	840	4.2	34	2
B.Brown	115	564	4.9	65t	4
M.Vick	62	332	5.4	20	1
D.Lewis	13	69	5.3	17t	1
N.Foles	11	42	3.8	14	1
S.Havili	6	22	3.7	8	1
D.Johnson	3	12	4.0	7	0
D.Jackson	3	-7	-2.3	5	0
Team	413	1874	4.5	65t	10
Opponents	479	2021	4.2	43	11

Receiving	No.	Yds	Avg	Lg	TD
J.Maclin	69	857	12.4	70t	7
B.Celek	57	684	12.0	34	1
L.McCoy	54	373	6.9	36	3
J.Avant	53	648	12.2	39	0
D.Jackson	45	700	15.6	77t	2
C.Harbor	25	186	7.4	19	2
R.Cooper	23	248	10.8	23	3
D.Johnson	19	256	13.5	32	0
B.Brown	13	56	4.3	11	0
S.Havili	7	43	6.1	9	0
D.Lewis	2	24	12.0	28	0
Team	367	4075	11.1	77t	18
Opponents	292	3668	12.6	63t	33

INTs	No.	Yds	Avg	Lg	TD
D.Rodgers-Cromartie	3	14	4.7	14	0
K.Coleman	2	13	6.5	7	0
C.Anderson	1-4	N.Asomugha	1-0	D.Ryans	1-0
Team	8	31	3.9	14	0
Opponents	15	391	26.1	99t	3

Punt Returns	Ret	FC	Yds	Avg	Lg	TD
D.Johnson	26	23	291	11.2	98t	1
M.Gilyard	2-3FC-15	B.Boykin	1-7	D.Jackson	1-[-3]	
Team	30	26	310	10.3	98t	1
Opponents	40	15	542	13.6	78t	1

Kickoff Returns	No.	Yds	Avg	Lg	TD
B.Boykin	45	1037	23.0	44	0
B.Brown	8	156	19.5	25	0
S.Havili	2	18	9.0	18	0
D.Lewis	1-33	R.Cooper	1-14	A.Jordan	1-1
C.Thornton	1-0	C.Polk	1-0		
Team	60	1259	21.0	44	0
Opponents	41	1012	24.7	53	0

Punting	No	Yds	Avg	Net	TB	In	Lg	B
M.McBriar	55	2560	46.5	36.5	7	13	66	1
C.Henry	16	776	48.5	38.3	0	2	62	0
Team	71	3336	46.3	36.9	7	15	66	1
Opps	77	3410	43.7	37.7	8	22	66	1

Score By Periods	Q1	Q2	Q3	Q4	OT	Pts
Team	31	92	78	79	0	280
Opponents	106	111	83	141	3	444

Scoring	TD	Ru	Pa	Rt	PAT	FG	2Pt	Pts
A.Henery	0	0	0	0	25/26	27/31	0	106
J.Maclin	7	0	7	0	0/0	0/0	0	42
L.McCoy	5	2	3	0	0/0	0/0	0	30
B.Brown	4	4	0	0	0/0	0/0	0	24
R.Cooper	3	0	3	0	0/0	0/0	0	18
D.Jackson	2	0	2	0	0/0	0/0	0	12
C.Harbor	2	0	2	0	0/0	0/0	0	12
M.Vick (1 ru), B.Celek (1 pa), D.Lewis (1 ru), S.Havili (1 ru), D.Johnson (1 rt), N.Foles (1 ru)								
Team	29	10	18	1	25/26	27/31	0	280
Opponents	52	11	33	8	51/52	27/29	0	444

2-Pt. Conversions: Team 0/3, Opponents: 0/0

Field Goals	1-19	20-29	30-39	40-49	50+
A.Henery	0/0	8/9	8/9	11/12	0/1
Opponents	1/1	8/8	7/7	9/9	2/4

Henery: [42G, 45N] [23G] [36G, 40G] [20G, 48G, 35G, 26G] [None] [26G, 32G, 49G] [33G] [22G, 37G] [40G] [41G, 42G] [36G, 41G, 45G] [43G, 43G] [28G, 58N, 31N] [22G, 20G] [38G, 30G] [28N]
Opps: [43G, 42G, 22G] [56G, 51G, 48G] [47G, 27G] [25G, 54N] [20G, 34G, 34G] [46G, 34G, 19G, 45G] [43G, 29G, 30G] [52N] [30G] [25G] [23G] [39G] [None] [24G, 32G] [45G, 42G] [None]

Sacks: B.Graham 5.5, F.Cox 5.5, J.Babin 5.5, C.Jenkins 4.0, T.Cole 3.0, M.Patterson 1.0, D.Ryans 1.0, B.Boykin 1.0, P.Hunt 1.0, C.Thornton 1.0, M.Kendricks 1.0, D.Tapp 0.5
Team: 30.0, Opponents: 48.0

Fumbles Lost: M.Vick 5, L.McCoy 3, B.Brown 3, N.Foles 3, D.Johnson 2, C.Harbor 1, C.Thornton 1, B.Boykin 1, B.Celek 1, D.Reynolds 1, J.Maclin 1
Total: 22

Opponent Fumble Recoveries: C.Jenkins 1, T.Cole 1, D.Tapp 1, B.Hughes 1, B.Graham 1 **Total: 5**

USUAL STARTERS			
WR	Jeremy Maclin	LDE	Jason Babin (11)
LT	King Dunlap		Brandon Graham (5)
LG	Evan Mathis	LDT	Cullen Jenkins
C	Dallas Reynolds	RDT	Fletcher Cox (9)
RG	Jake Scott (7)		Derek Landri (7)
	Danny Watkins (6)	RDE	Trent Cole
RT	Todd Herremans (8)	WILL	Akeem Jordan (7)
	Dennis Kelly (7)		Mychal Kendricks (3)
TE	Brent Celek	MLB	DeMeco Ryans
WR	DeSean Jackson	SAM	Mychal Kendricks (11)
QB	Michael Vick (10)		Jamar Chaney (3)
	Nick Foles (6)	LCB	D.Rodgers-Cromartie
RB	LeSean McCoy	RCB	Nnamdi Asomugha
FB	Stanley Havili	SS	Nate Allen
		FS	Kurt Coleman