



*Weekly Nanos Party Power Index Tracking
(period ending April 11th, 2014)
released April 16th, 2014*

Weekly Nanos Party Power Index



*Liberals have highest score on Nanos Party Power Index, Harper and Trudeau tight on PM front
(Released 04/16/2014)*

The Nanos Party Power Index Scores were relatively unchanged over the past week with the federal Liberals registering 55 points out of 100, the Conservatives 50 points, the NDP 49 points and the Green Party 33 points.

When measuring the potential maximum vote for each of the parties, the Liberals still have the largest accessible pool of voters. Fifty percent of Canadians would consider voting for the federal Liberals (39 percent would not consider voting Liberal and 12 percent were unsure). Forty percent of Canadians would consider voting for the federal NDP, 39 percent of Canadians would consider voting for the Conservatives and 27 percent would consider voting Green respectively.

On the preferred PM front Harper was ahead of Trudeau and Mulcair. Thirty percent of Canadians preferred Harper as PM, followed by Trudeau at 27 percent and Mulcair at 20 percent. Over the past six weeks the trend line on the preferred PM front has favoured Harper over Trudeau.

About the Index



Weekly Nanos Party Power Index

Since voters are not actually able to make a choice between elections, it is interesting to think about party strength and support more broadly. The Nanos Party Power Index fills this need by incorporating more information than just current vote preference.

The Nanos Party Power Index is a weekly composite measurement of federal party brands based on four questions about the federal parties and their leadership. The questions include:

- a ballot question that captures the 1st and 2nd vote preferences;
- a measure of whether the respondent would consider voting for the party;
- the 1st and 2nd preferences for Prime Minister of the current federal leaders; and,
- whether the respondent believes each current leader has the quality to be a good leader.

The views of 1,000 respondents are compiled into a diffusion brand index for each party that goes from 0 to 100, where 0 means that the party has no brand strength and 100 means it has maximum brand strength. A score above 50 is an indication of brand strength for the party and its leader at this time.

The important factors in this weekly tracking include the direction of the brand strength or weakness and also the brand strength of one federal party relative to another.

Party Power Index



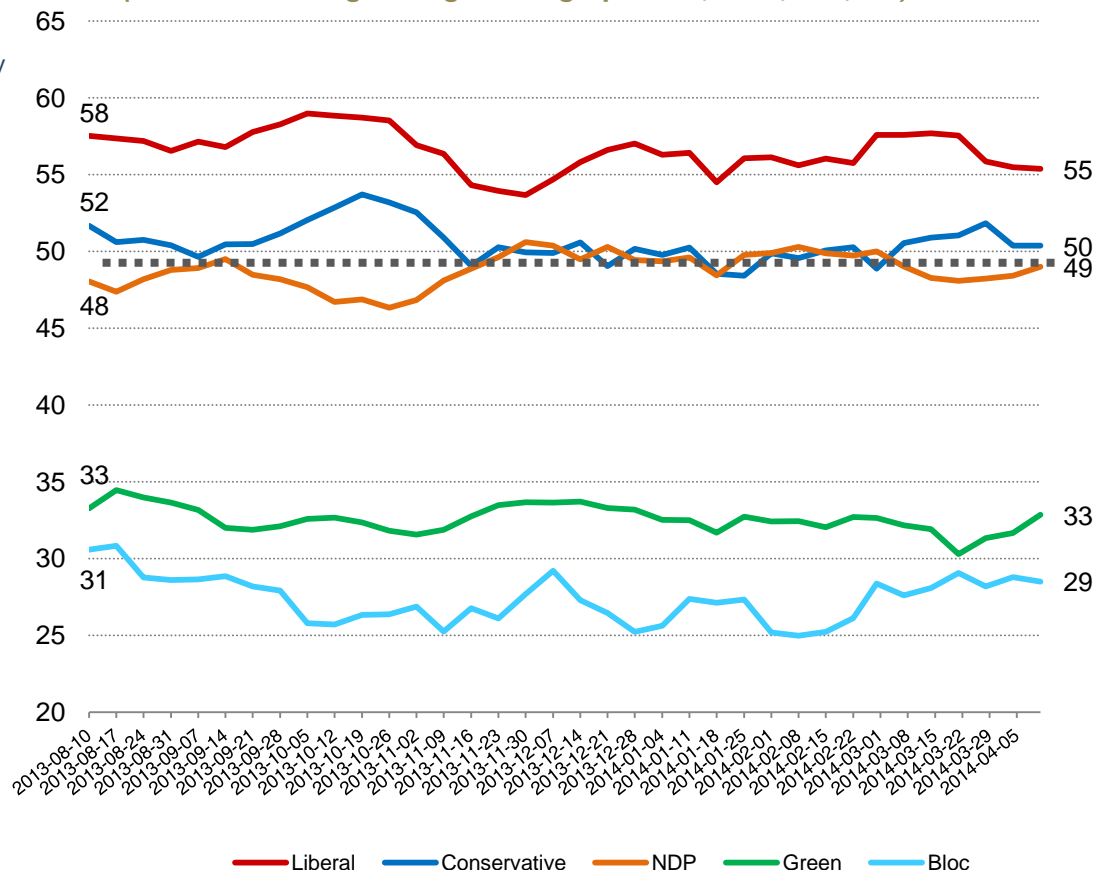
The Nanos Party Power Index Tracking for Canada is based on a composite of the following public opinion measures: the national ballot, which party individuals would consider voting for, the top two choices for Prime Minister, and whether each party leader has good leadership qualities.

Contact: Nik Nanos
Ottawa: (613) 234-4666 x 237
Washington DC: (202) 697-9924
nnanos@nanosresearch.com



Download our app to get the latest Nanos Numbers streamed to your iPhone.

Canada Weekly Index Tracking Scores
(Four week rolling average ending April 11th, 2014, n=1,000)





Party Power Index Tracking by Region

Party Power Index



The Nanos Party Power Index Tracking for the Atlantic is based on a composite of the following public opinion measures: the national ballot, which party individuals would consider voting for, the top two choices for Prime Minister, and whether each party leader has good leadership qualities. There are wider margins of accuracy for regional subsamples.

Contact: Nik Nanos

Ottawa: (613) 234-4666 x 237

Washington DC: (202) 697-9924

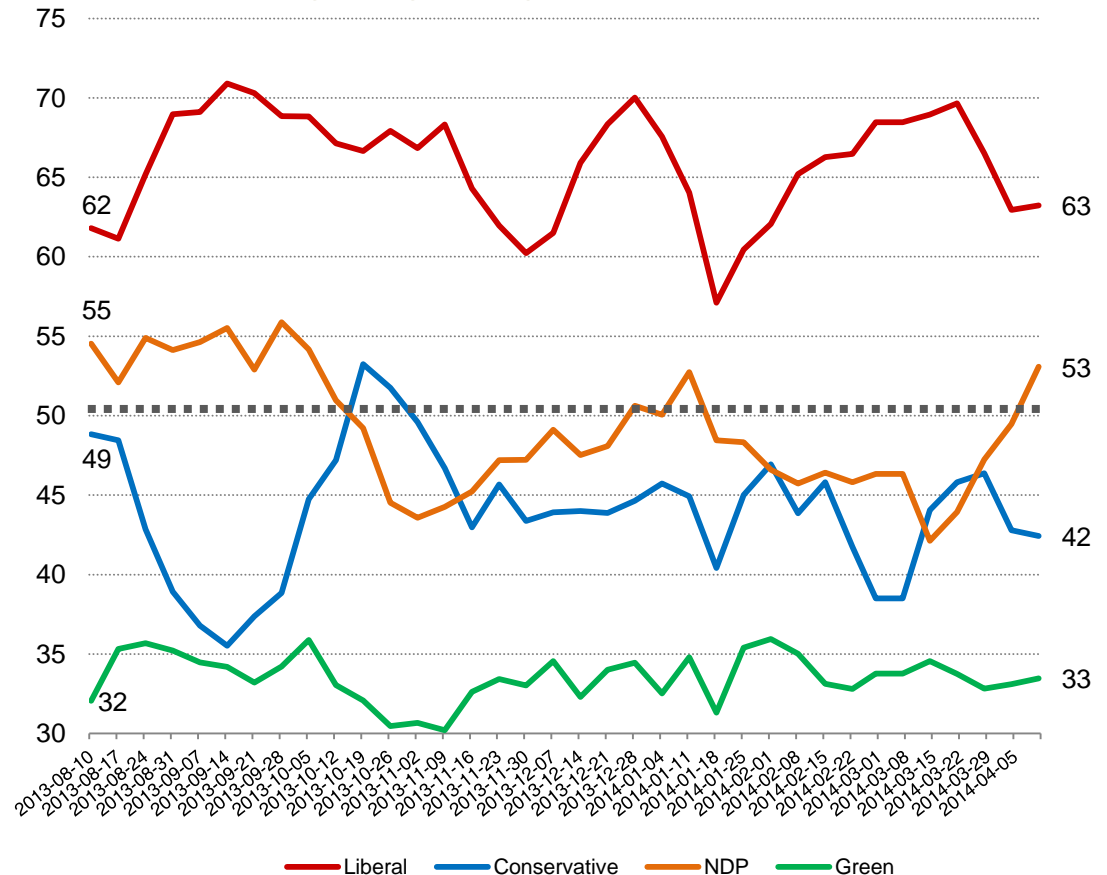
nnanos@nanosresearch.com



Download our app to get the latest Nanos Numbers streamed to your iPhone.

Atlantic Weekly Index Tracking Scores

(Four week rolling average ending April 11th, 2014, n=1,000)



Party Power Index



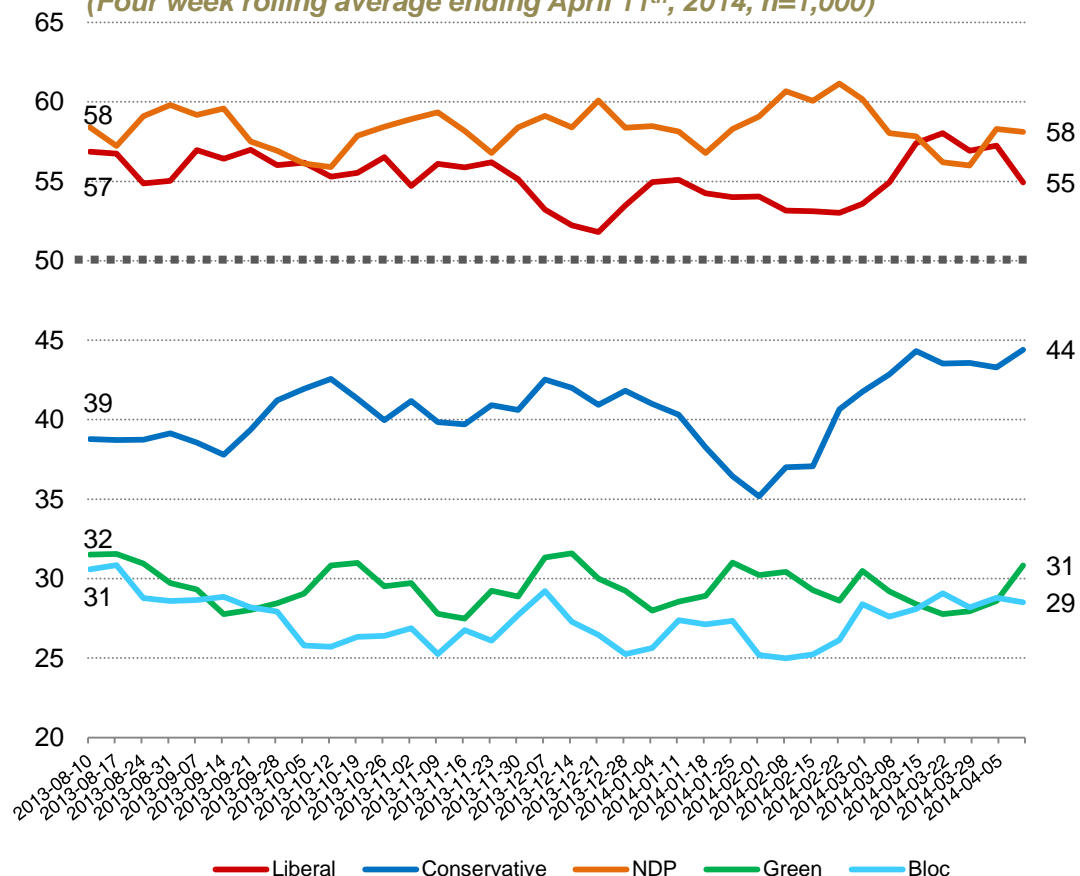
The Nanos Party Power Index Tracking for Quebec is based on a composite of the following public opinion measures: the national ballot, which party individuals would consider voting for, the top two choices for Prime Minister, and whether each party leader has good leadership qualities. There are wider margins of accuracy for regional subsamples.

Contact: Nik Nanos
 Ottawa: (613) 234-4666 x 237
 Washington DC: (202) 697-9924
nnanos@nanosresearch.com



Download our app to get the latest Nanos Numbers streamed to your iPhone.

Quebec Weekly Index Tracking Scores
 (Four week rolling average ending April 11th, 2014, n=1,000)



Party Power Index



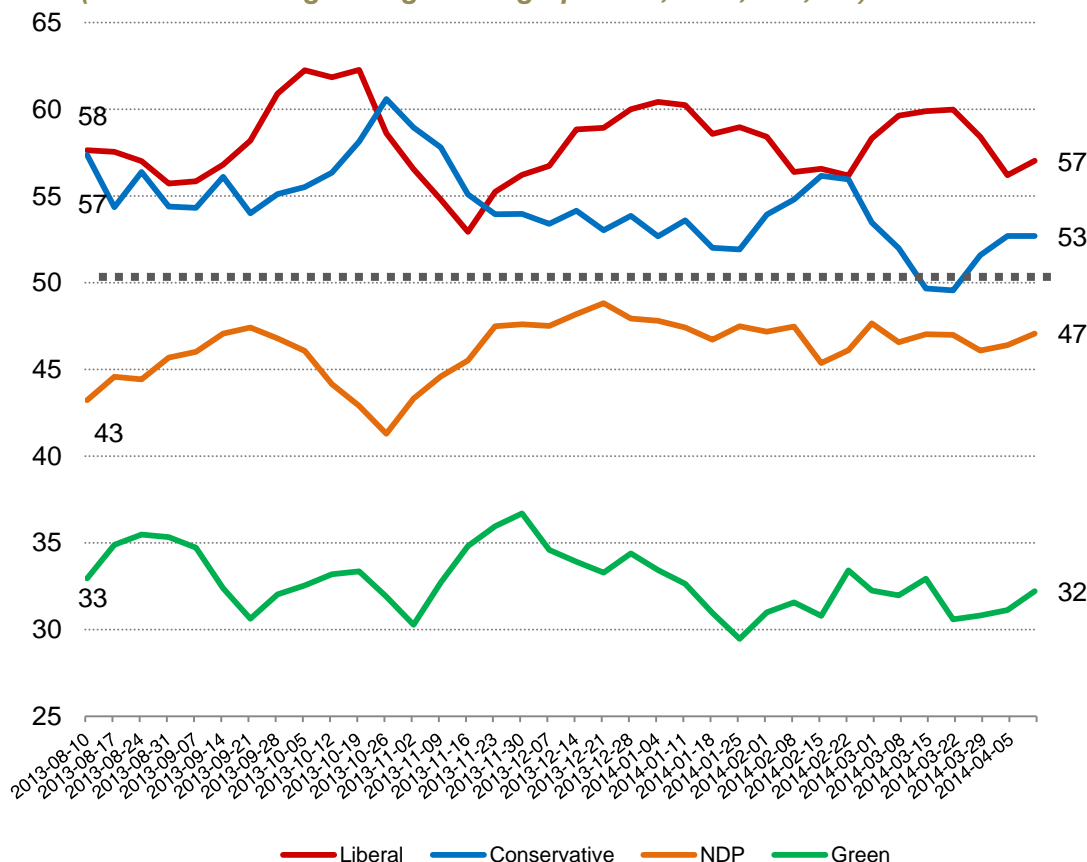
The Nanos Party Power Index Tracking for Ontario is based on a composite of the following public opinion measures: the national ballot, which party individuals would consider voting for, the top two choices for Prime Minister, and whether each party leader has good leadership qualities. There are wider margins of accuracy for regional subsamples.

Contact: Nik Nanos
Ottawa: (613) 234-4666 x 237
Washington DC: (202) 697-9924
nnanos@nanosresearch.com



Download our app to get the latest Nanos Numbers streamed to your iPhone.

Ontario Weekly Index Tracking Scores (Four week rolling average ending April 11th, 2014, n=1,000)



Party Power Index



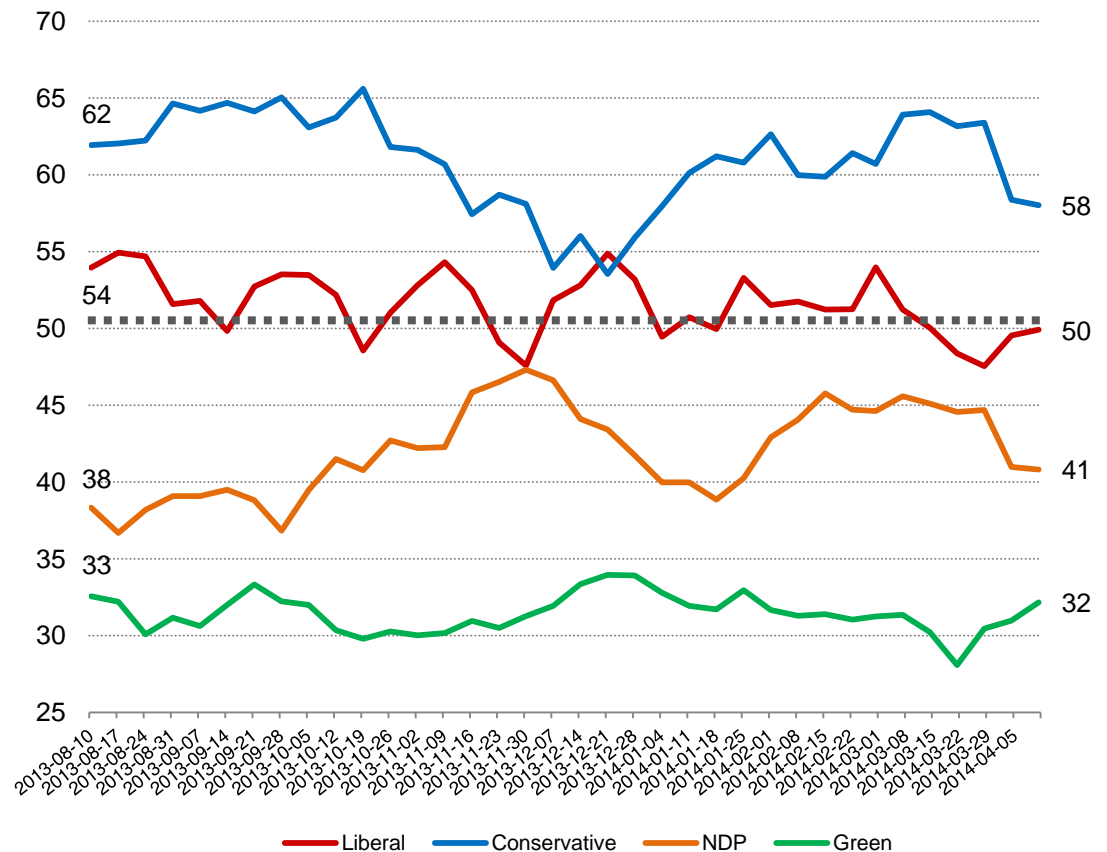
The Nanos Party Power Index Tracking for the Prairies is based on a composite of the following public opinion measures: the national ballot, which party individuals would consider voting for, the top two choices for Prime Minister, and whether each party leader has good leadership qualities. There are wider margins of accuracy for regional subsamples.

Contact: Nik Nanos
Ottawa: (613) 234-4666 x 237
Washington DC: (202) 697-9924
nnanos@nanosresearch.com



Download our app to get the latest Nanos Numbers streamed to your iPhone.

Prairies Weekly Index Tracking Scores (Four week rolling average ending April 11th, 2014, n=1,000)



Party Power Index



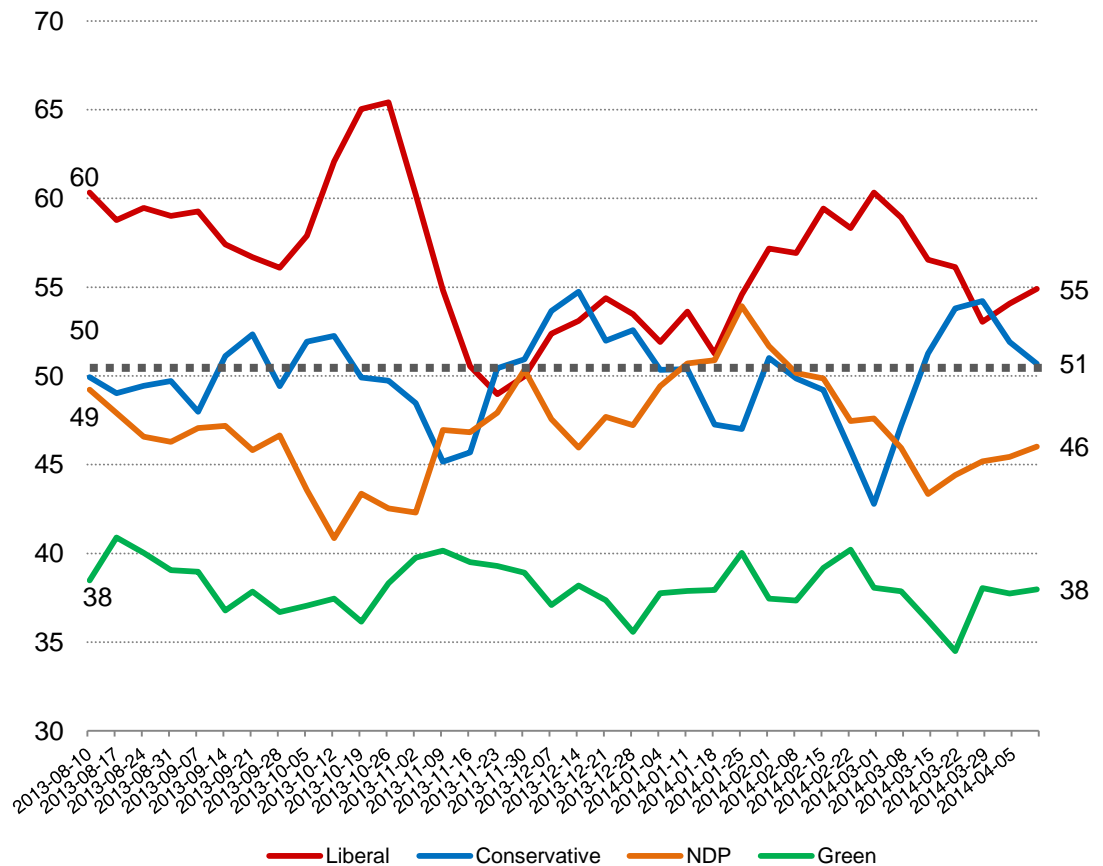
The Nanos Party Power Index Tracking for BC is based on a composite of the following public opinion measures: the national ballot, which party individuals would consider voting for, the top two choices for Prime Minister, and whether each party leader has good leadership qualities. There are wider margins of accuracy for regional subsamples.

Contact: Nik Nanos
Ottawa: (613) 234-4666 x 237
Washington DC: (202) 697-9924
nnanos@nanosresearch.com



Download our app to get the latest Nanos Numbers streamed to your iPhone.

British Columbia Weekly Index Tracking Scores
(Four week rolling average ending April 11th, 2014, n=1,000)





Party Power Index Tracking by Age

Party Power Index



The Nanos Party Power Index Tracking for the 18 to 29 age group is based on a composite of the following public opinion measures: the national ballot, which party individuals would consider voting for, the top two choices for Prime Minister, and whether each party leader has good leadership qualities. There are wider margins of accuracy for age subsamples.

Contact: Nik Nanos

Ottawa: (613) 234-4666 x 237

Washington DC: (202) 697-9924

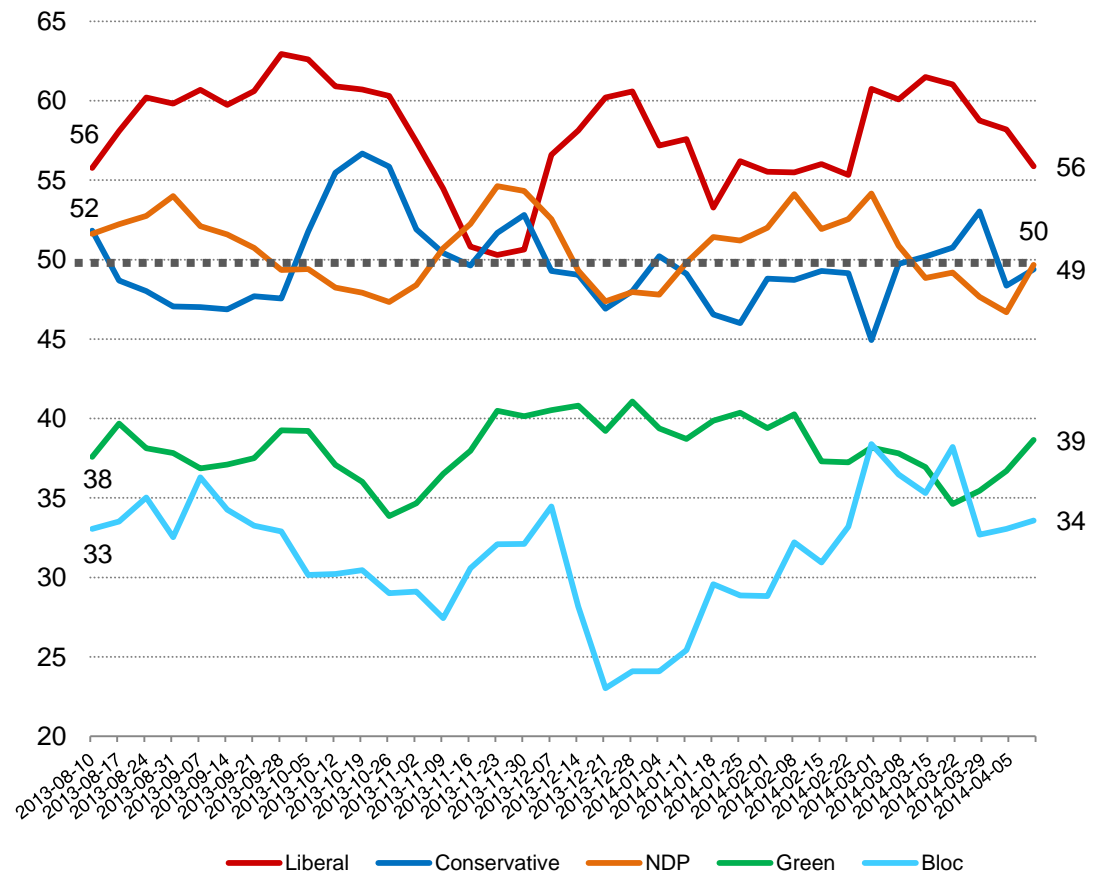
nnanos@nanosresearch.com



Download our app to get the latest Nanos Numbers streamed to your iPhone.

18 to 29 Weekly Index Tracking Scores

(Four week rolling average ending April 11th, 2014, n=1,000)



Party Power Index



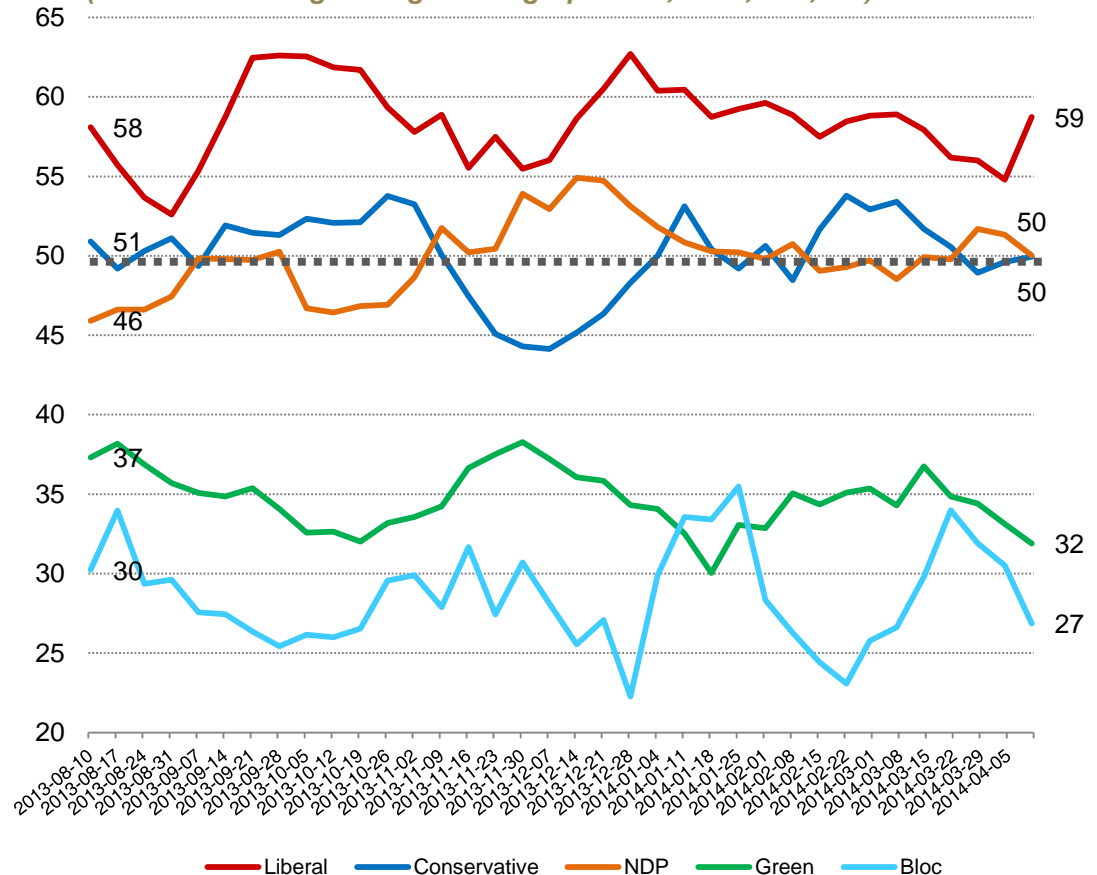
The Nanos Party Power Index Tracking for the 30 to 39 age group is based on a composite of the following public opinion measures: the national ballot, which party individuals would consider voting for, the top two choices for Prime Minister, and whether each party leader has good leadership qualities. There are wider margins of accuracy for age subsamples.

Contact: Nik Nanos
Ottawa: (613) 234-4666 x 237
Washington DC: (202) 697-9924
nnanos@nanosresearch.com



Download our app to get the latest Nanos Numbers streamed to your iPhone.

30 to 39 Weekly Index Tracking Scores (Four week rolling average ending April 11th, 2014, n=1,000)



Party Power Index



The Nanos Party Power Index Tracking for the 40 to 49 age group is based on a composite of the following public opinion measures: the national ballot, which party individuals would consider voting for, the top two choices for PM, and whether each party leader has good leadership qualities. There are wider margins of accuracy for age subsamples.

Contact: Nik Nanos

Ottawa: (613) 234-4666 x 237

Washington DC: (202) 697-9924

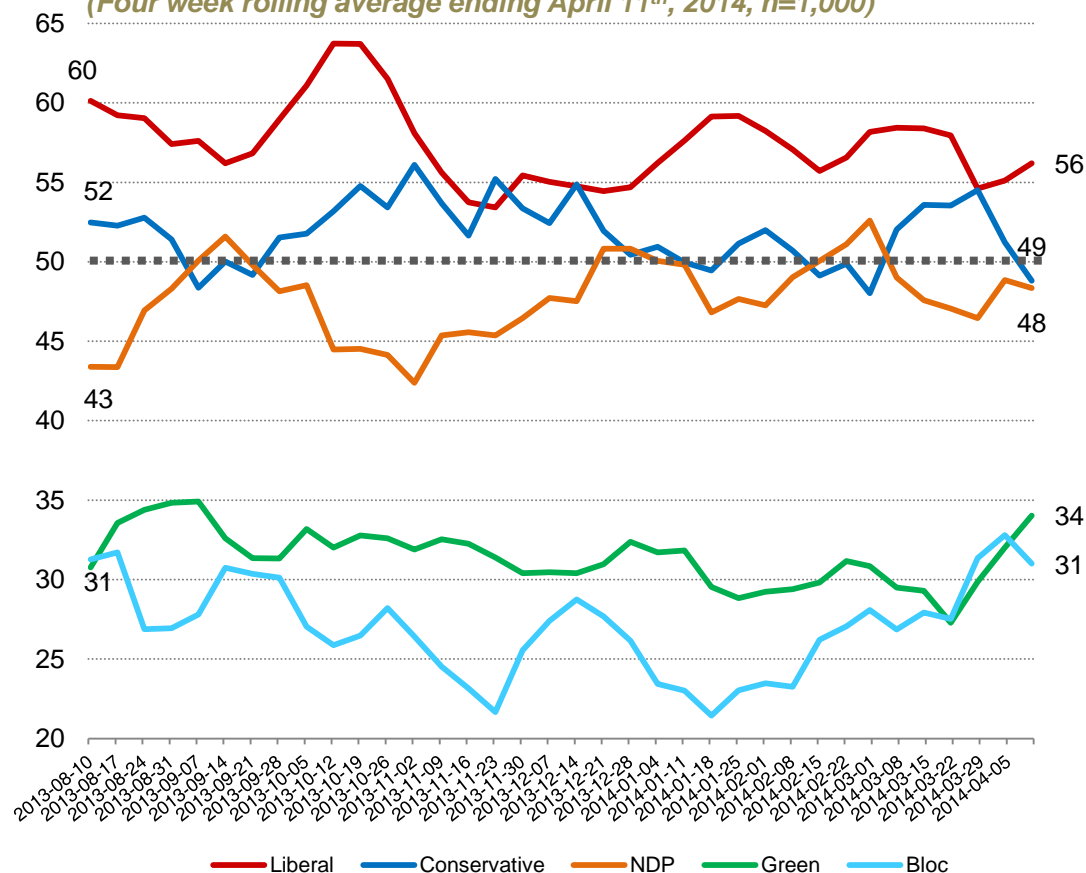
nnanos@nanosresearch.com



Download our app to get the latest Nanos Numbers streamed to your iPhone.

40 to 49 Weekly Index Tracking Scores

(Four week rolling average ending April 11th, 2014, n=1,000)



Party Power Index



The Nanos Party Power Index Tracking for the 50 to 59 age group is based on a composite of the following public opinion measures: the national ballot, which party individuals would consider voting for, the top two choices for Prime Minister, and whether each party leader has good leadership qualities. There are wider margins of accuracy for age subsamples.

Contact: Nik Nanos

Ottawa: (613) 234-4666 x 237

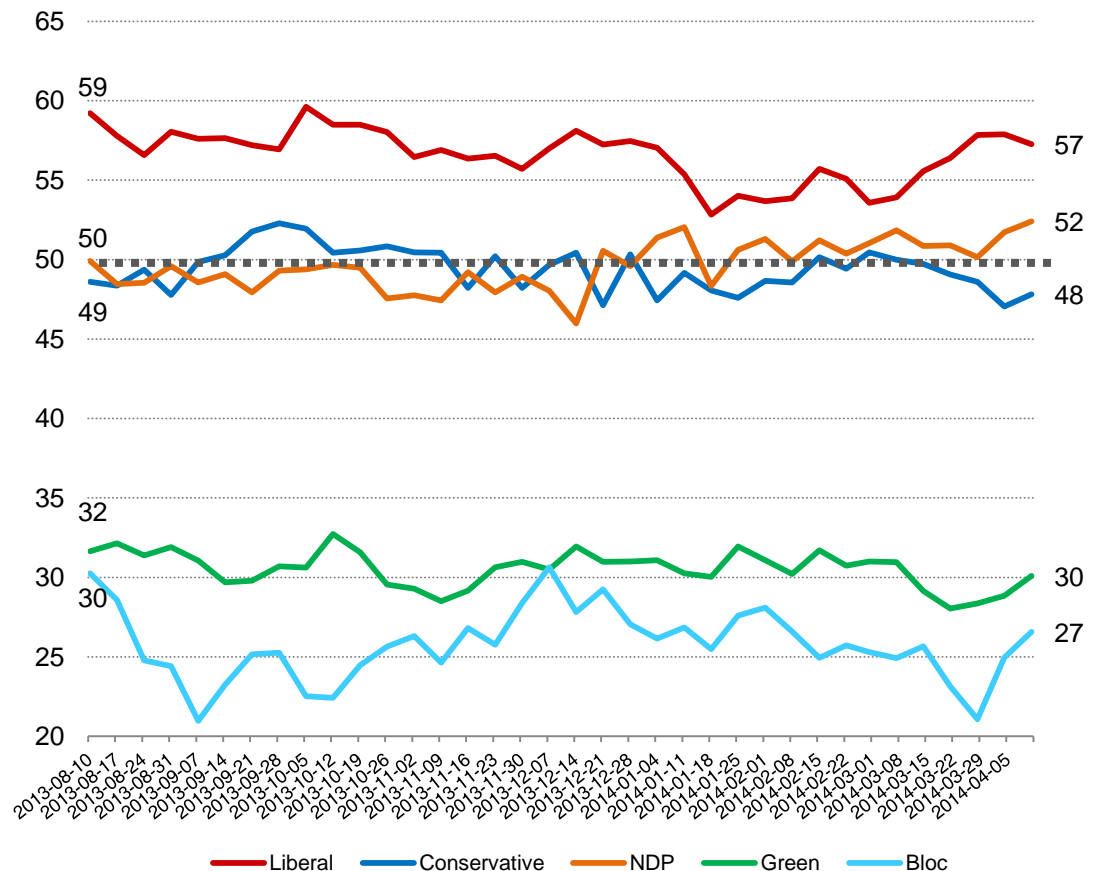
Washington DC: (202) 697-9924

nnanos@nanosresearch.com



Download our app to get the latest Nanos Numbers streamed to your iPhone.

50 to 59 Weekly Index Tracking Scores (Four week rolling average ending April 11th, 2014, n=1,000)



Party Power Index



The Nanos Party Power Index Tracking for the 60 plus age group is based on a composite of the following public opinion measures: the national ballot, which party individuals would consider voting for, the top two choices for Prime Minister, and whether each party leader has good leadership qualities. There are wider margins of accuracy for age subsamples.

Contact: Nik Nanos

Ottawa: (613) 234-4666 x 237

Washington DC: (202) 697-9924

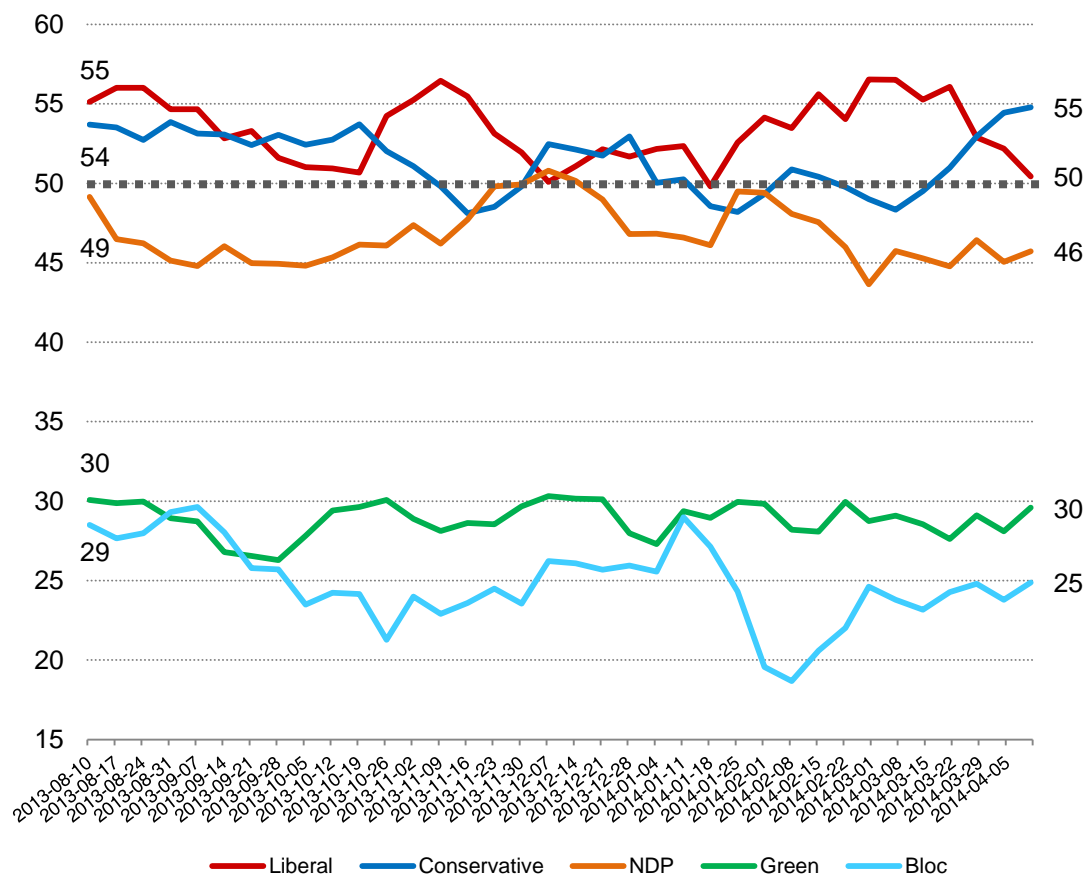
nnanos@nanosresearch.com



Download our app to get the latest Nanos Numbers streamed to your iPhone.

60 plus Weekly Index Tracking Scores

(Four week rolling average ending April 11th, 2014, n=1,000)





Party Power Index Tracking by Gender

Party Power Index



The Nanos Party Power Index Tracking for males is based on a composite of the following public opinion measures: the national ballot, which party individuals would consider voting for, the top two choices for Prime Minister, and whether each party leader has good leadership qualities. There are wider margins of accuracy for gender subsamples.

Contact: Nik Nanos

Ottawa: (613) 234-4666 x 237

Washington DC: (202) 697-9924

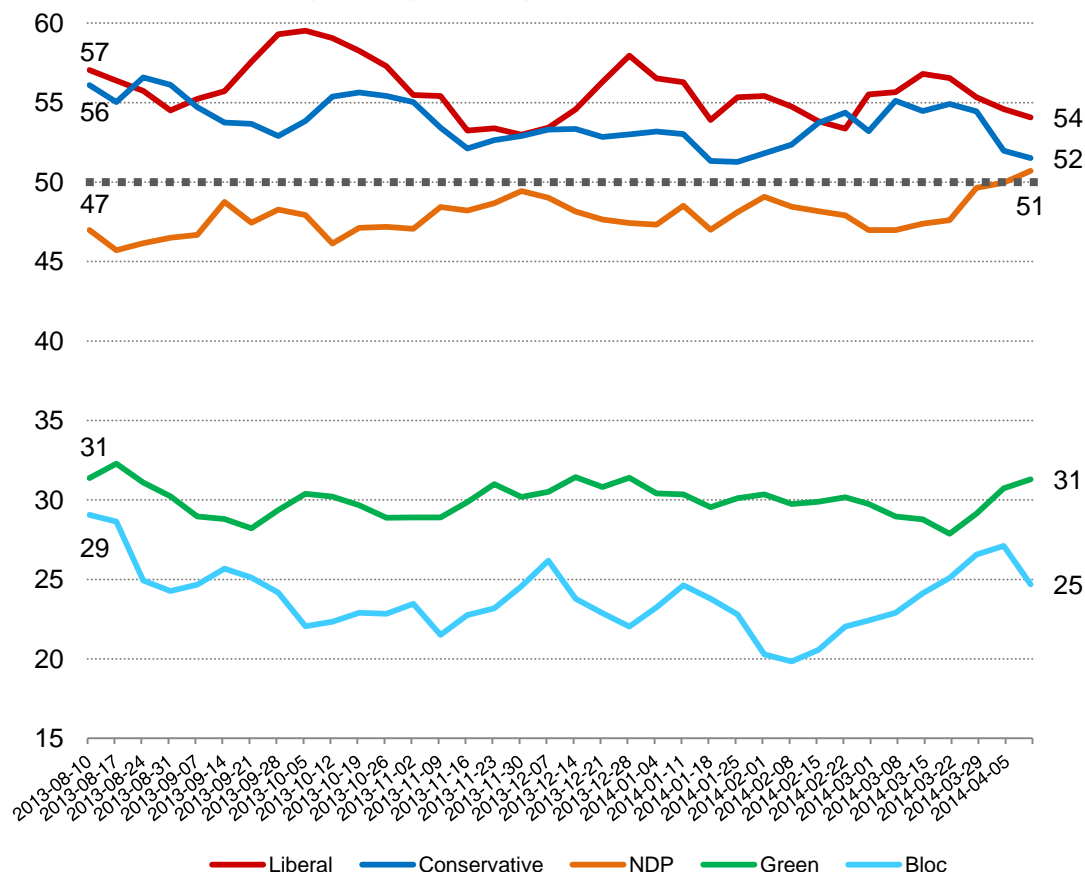
nnanos@nanosresearch.com



Download our app to get the latest Nanos Numbers streamed to your iPhone.

Male Weekly Index Tracking Scores

(Four week rolling average ending April 11th, 2014, n=1,000)



Party Power Index



The Nanos Party Power Index Tracking for females is based on a composite of the following public opinion measures: the national ballot, which party individuals would consider voting for, the top two choices for Prime Minister, and whether each party leader has good leadership qualities. There are wider margins of accuracy for gender subsamples.

Contact: Nik Nanos

Ottawa: (613) 234-4666 x 237

Washington DC: (202) 697-9924

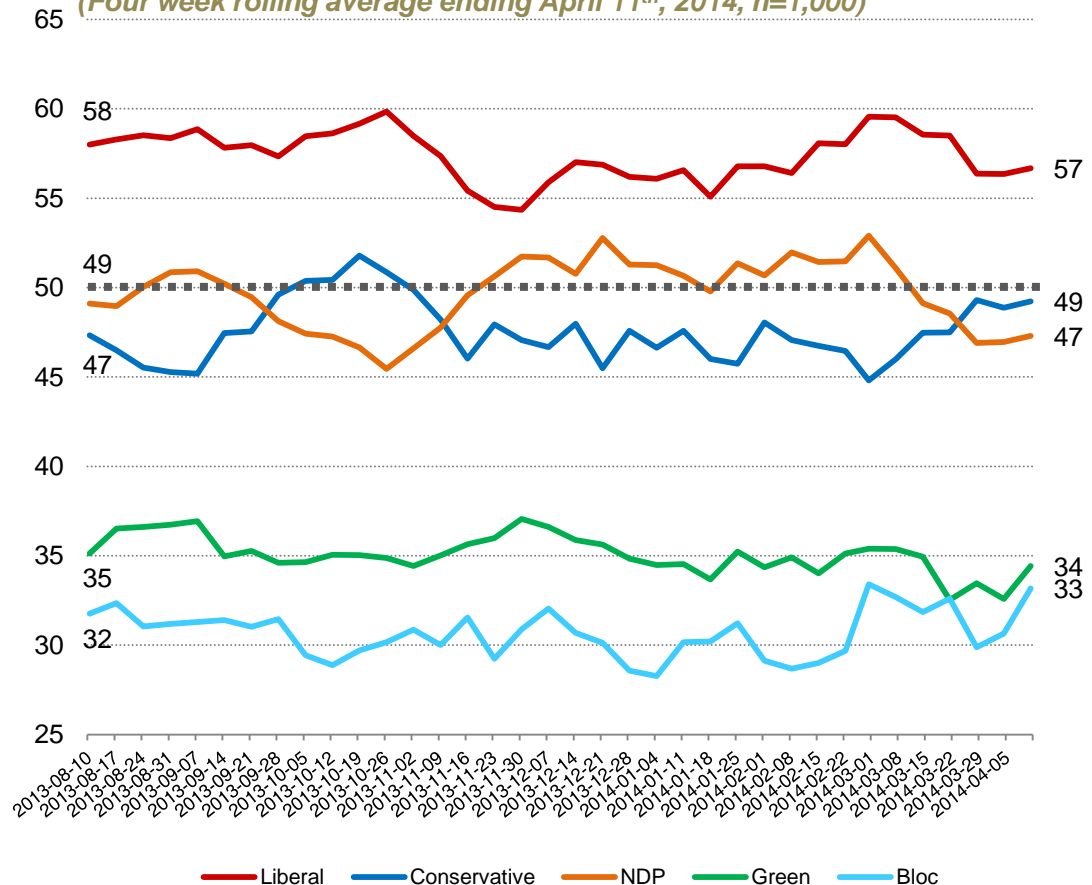
nnanos@nanosresearch.com



Download our app to get the latest Nanos Numbers streamed to your iPhone.

Female Weekly Index Tracking Scores

(Four week rolling average ending April 11th, 2014, n=1,000)





National Vote Considerations Tracking

Consider Conservative NANOS

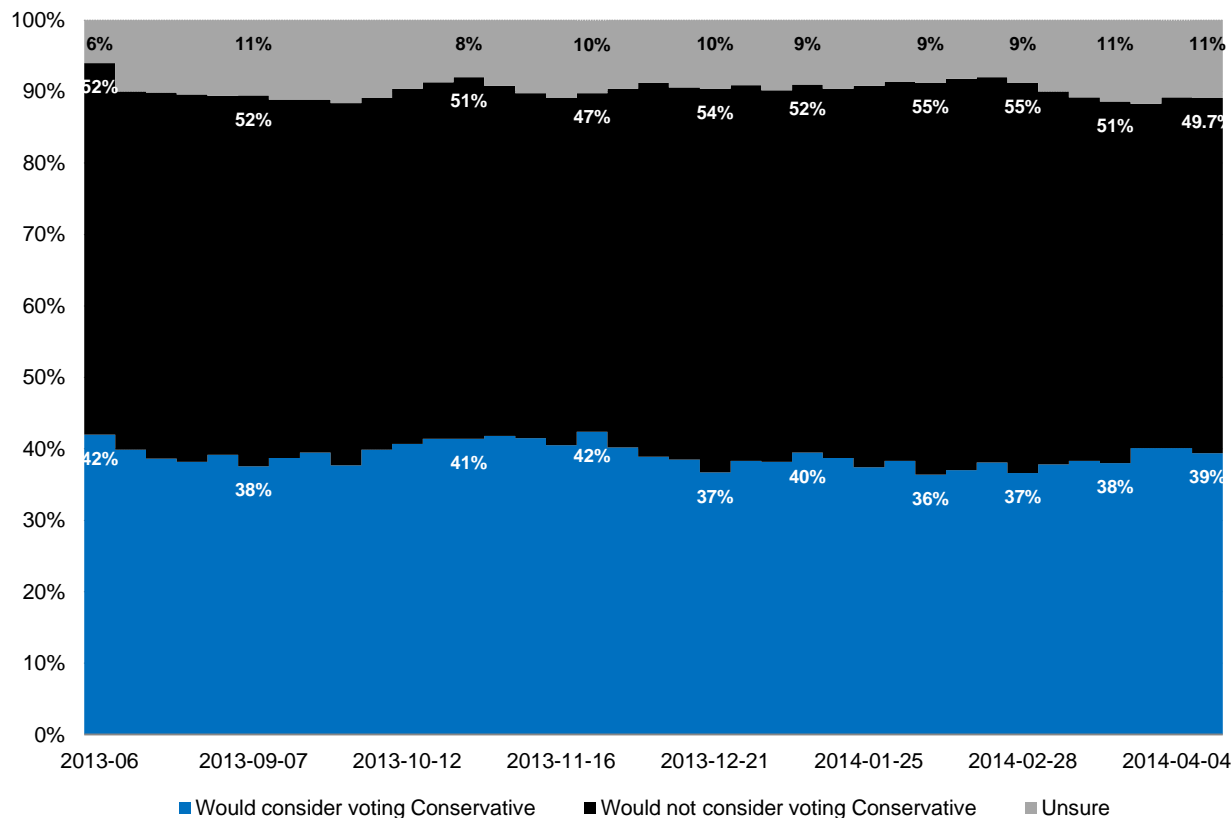
Question: For each of the following federal political parties, please tell me if you would consider or not consider voting for it.
[RANDOMIZE] Conservative Party

Contact: Nik Nanos
Ottawa: (613) 234-4666 x 237
Washington DC: (202) 697-9924
nnanos@nanosresearch.com



Download our app to get the latest Nanos Numbers streamed to your iPhone.

National – Weekly Tracking
(Four week rolling average ending April 11th, 2014, n=1,000)



Consider NDP



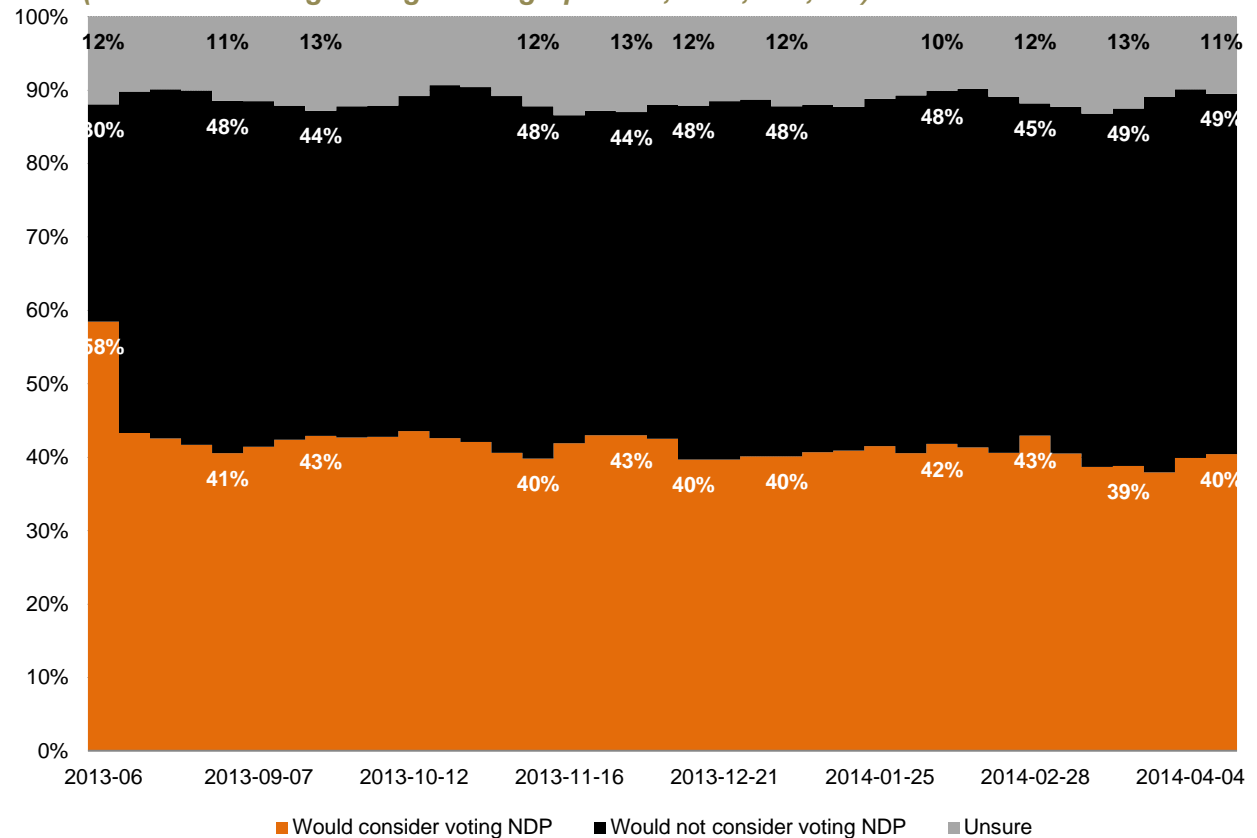
Question: For each of the following federal political parties, please tell me if you would consider or not consider voting for it.
[RANDOMIZE] NDP

Contact: Nik Nanos
Ottawa: (613) 234-4666 x 237
Washington DC: (202) 697-9924
nnanos@nanosresearch.com



Download our app to get the latest Nanos Numbers streamed to your iPhone.

National – Weekly Tracking
(Four week rolling average ending April 11th, 2014, n=1,000)



Consider Liberal



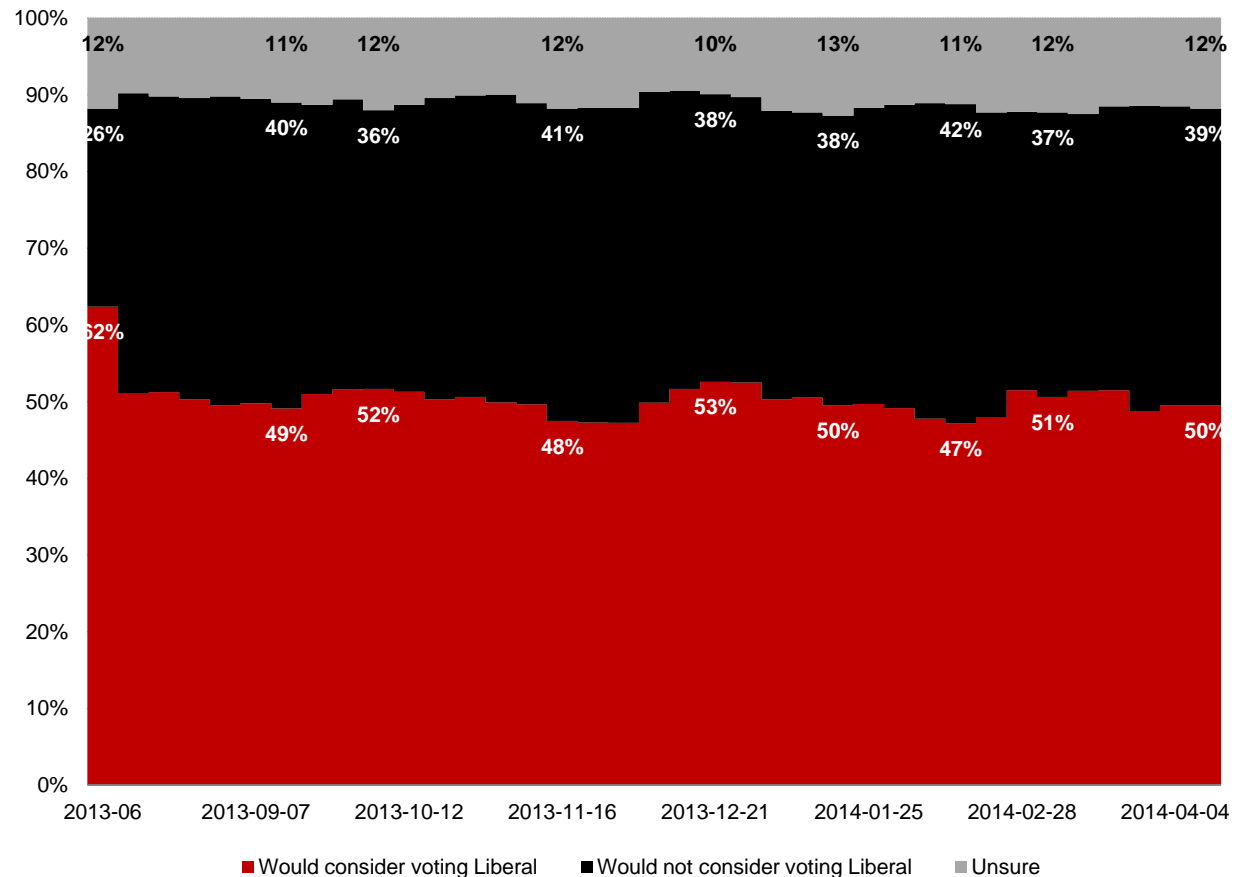
Question: For each of the following federal political parties, please tell me if you would consider or not consider voting for it.
[RANDOMIZE] Liberal Party

Contact: Nik Nanos
Ottawa: (613) 234-4666 x 237
Washington DC: (202) 697-9924
nnanos@nanosresearch.com



Download our app to get the latest Nanos Numbers streamed to your iPhone.

National – Weekly Tracking
(Four week rolling average ending April 11th, 2014, n=1,000)



Consider Bloc



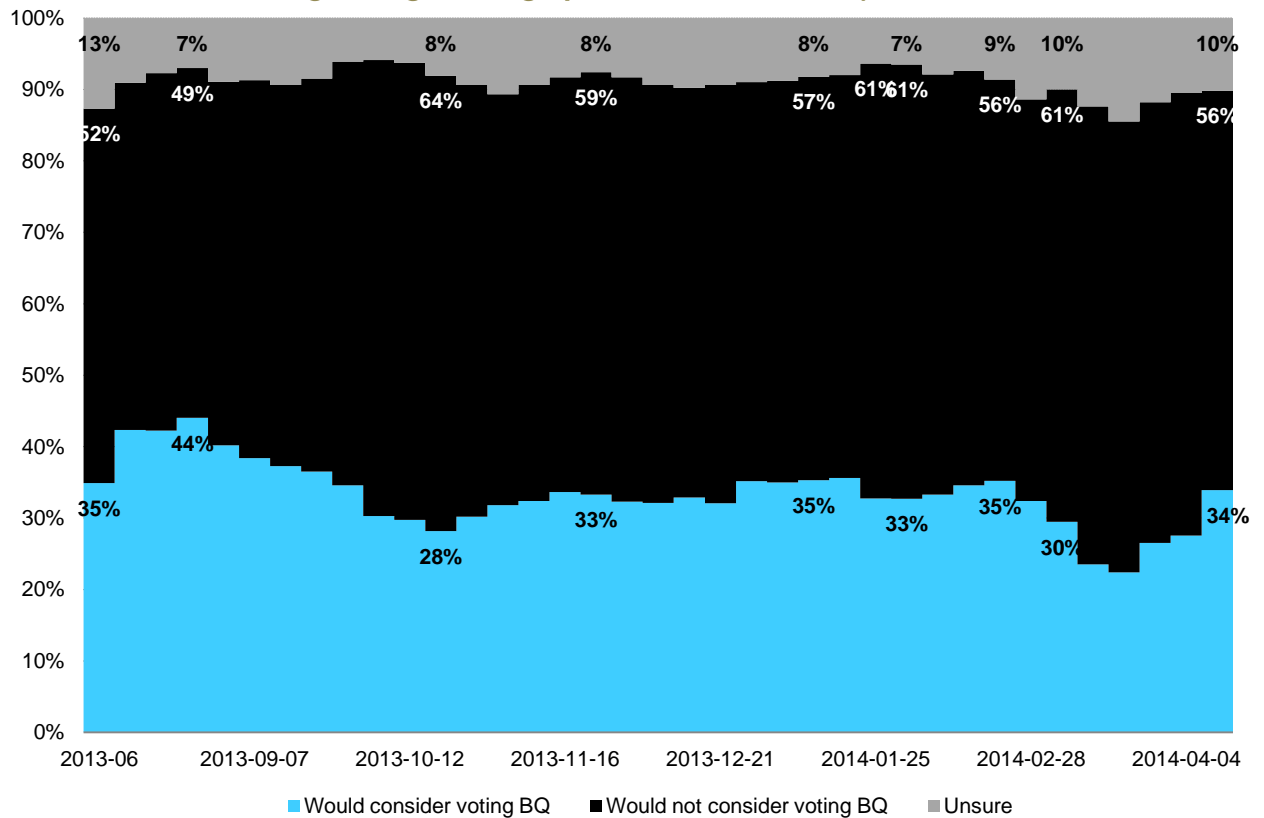
Question: For each of the following federal political parties, please tell me if you would consider or not consider voting for it. [RANDOMIZE] Bloc Québécois

Contact: Nik Nanos
Ottawa: (613) 234-4666 x 237
Washington DC: (202) 697-9924
nnanos@nanosresearch.com



Download our app to get the latest Nanos Numbers streamed to your iPhone.

Quebec only – Weekly Tracking
Four week rolling average ending April 11th, 2014, n=1,000)



Consider Green



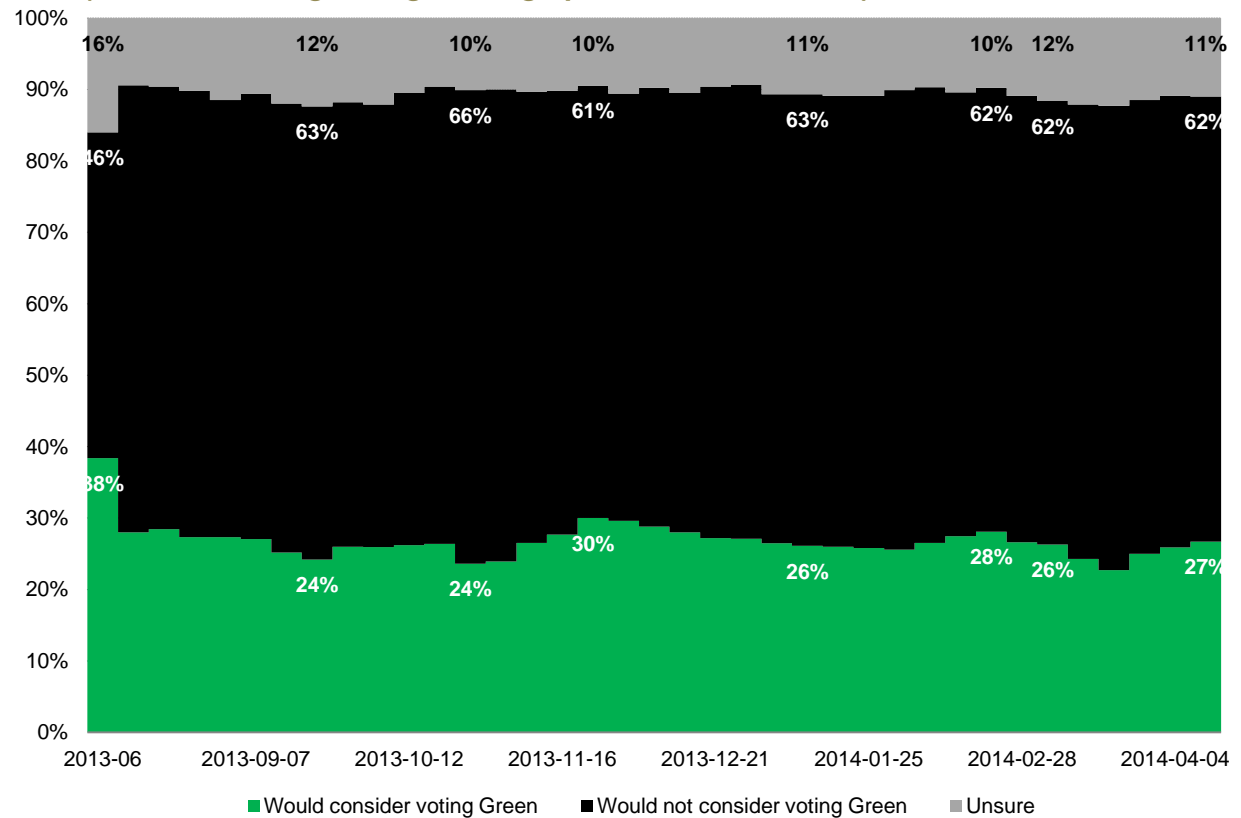
Question: For each of the following federal political parties, please tell me if you would consider or not consider voting for it.
[RANDOMIZE] Green Party

Contact: Nik Nanos
Ottawa: (613) 234-4666 x 237
Washington DC: (202) 697-9924
nnanos@nanosresearch.com



Download our app to get the latest Nanos Numbers streamed to your iPhone.

National – Weekly Tracking (Four week rolling average ending April 11th, 2014, n=1,000)





National Leadership Tracking

Prime Minister



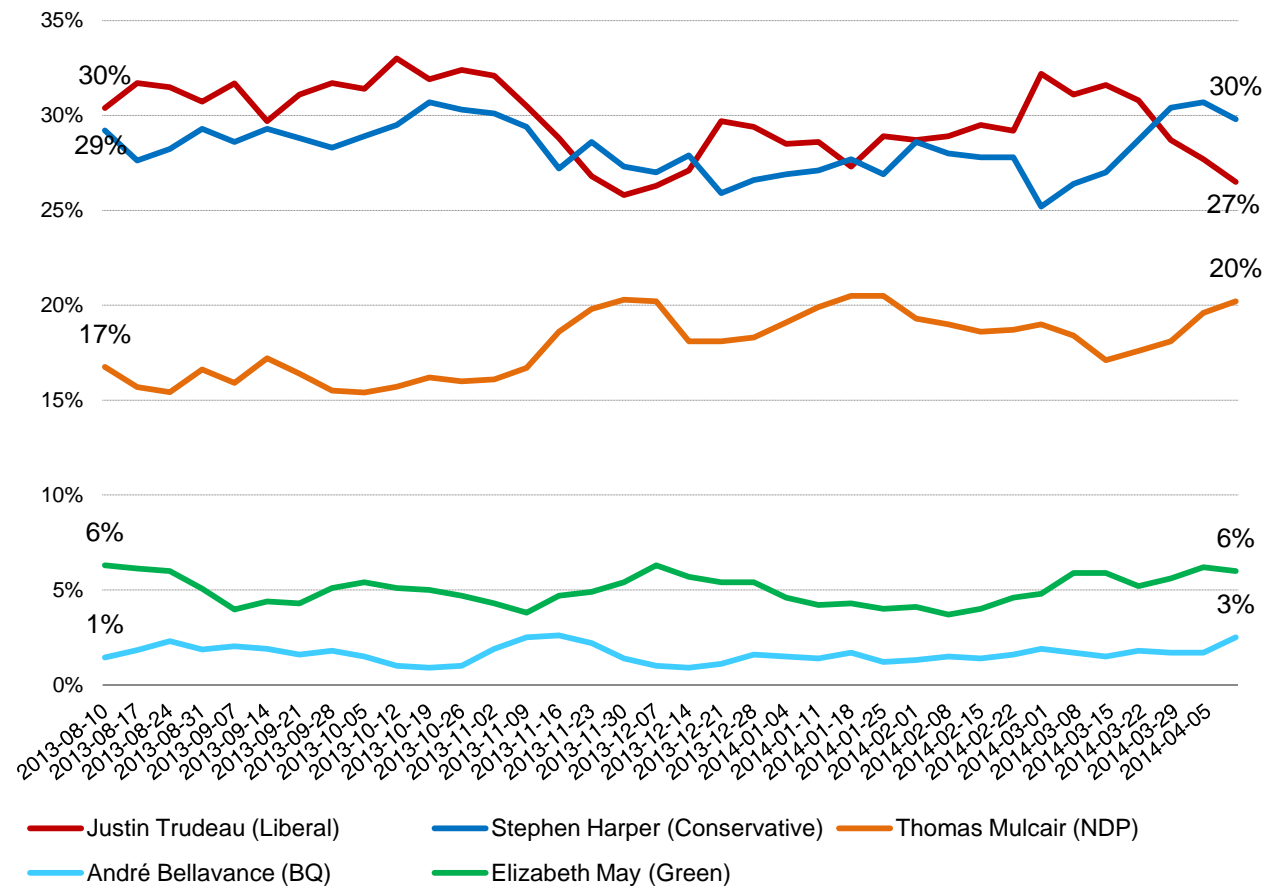
Question: Of the current federal political party leaders, could you please rank your top two current local preferences for Prime Minister? [ROTATE PARTY LEADERS]

Contact: Nik Nanos
Ottawa: (613) 234-4666 x 237
Washington DC: (202) 697-9924
nnanos@nanosresearch.com



Download our app to get the latest Nanos Numbers streamed to your iPhone.

National – Weekly Tracking – First Ranked Choice (Four week rolling average ending April 11th, 2014, n=1,000)



Harper



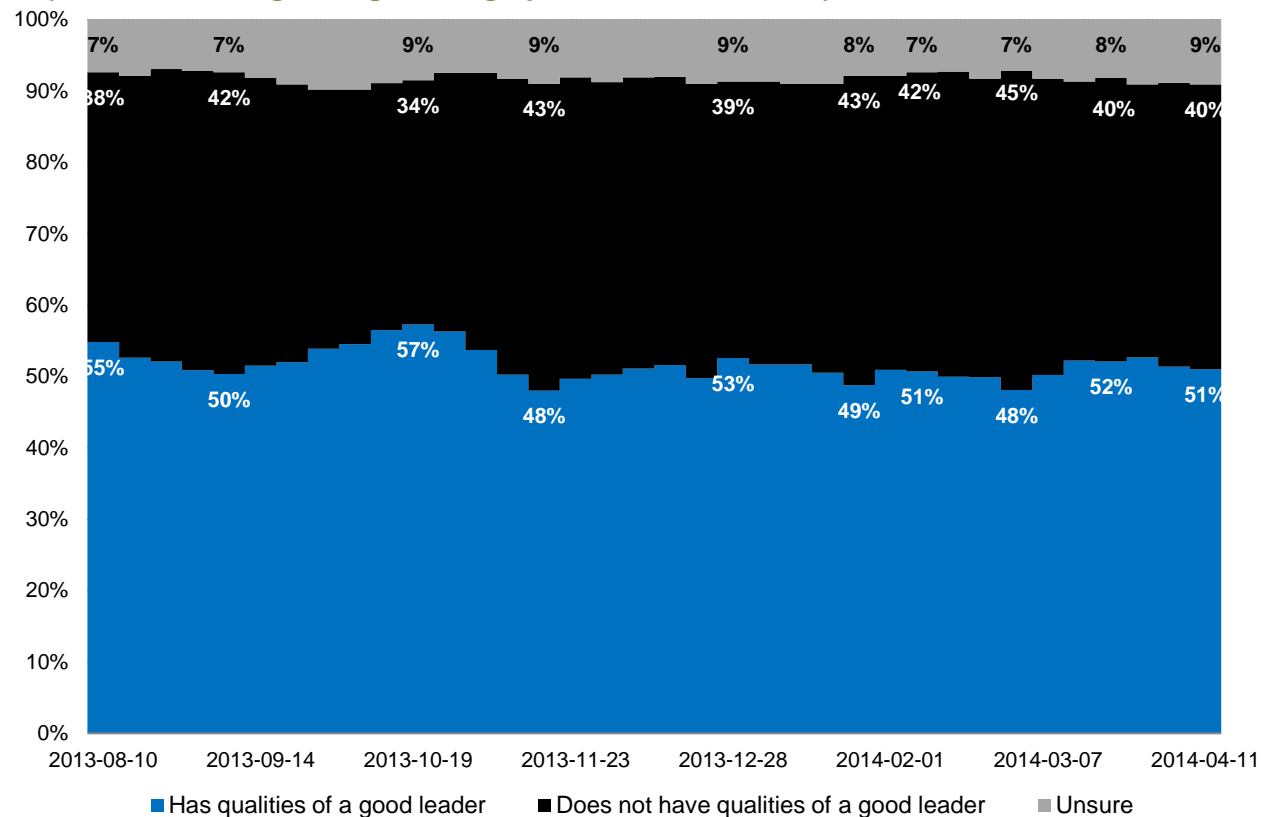
Question: For each of the following federal political party leaders, do you think they have or do not have the qualities to be a good political leader? [RANDOMIZE] Stephen Harper

Contact: Nik Nanos
Ottawa: (613) 234-4666 x 237
Washington DC: (202) 697-9924
nnanos@nanosresearch.com



Download our app to get the latest Nanos Numbers streamed to your iPhone.

National – Weekly Tracking (Four week rolling average ending April 11th, 2014, n=1,000)



Mulcair



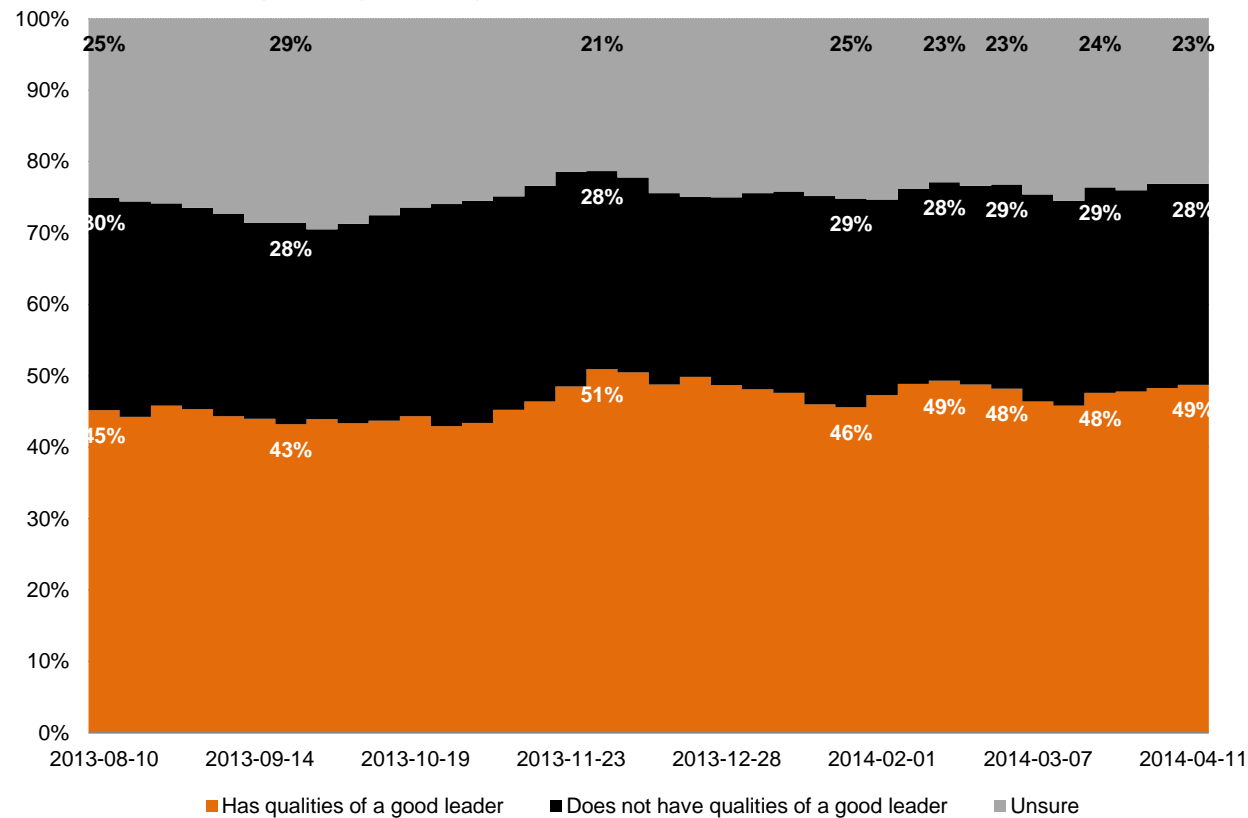
Question: For each of the following federal political party leaders, do you think they have or do not have the qualities to be a good political leader? [RANDOMIZE] Thomas Mulcair

Contact: Nik Nanos
Ottawa: (613) 234-4666 x 237
Washington DC: (202) 697-9924
nnanos@nanosresearch.com



Download our app to get the latest Nanos Numbers streamed to your iPhone.

National – Weekly Tracking (Four week rolling average ending April 11th, 2014, n=1,000)



Trudeau



Question: For each of the following federal political party leaders, do you think they have or do not have the qualities to be a good political leader? [RANDOMIZE] Justin Trudeau

Contact: Nik Nanos

Ottawa: (613) 234-4666 x 237

Washington DC: (202) 697-9924

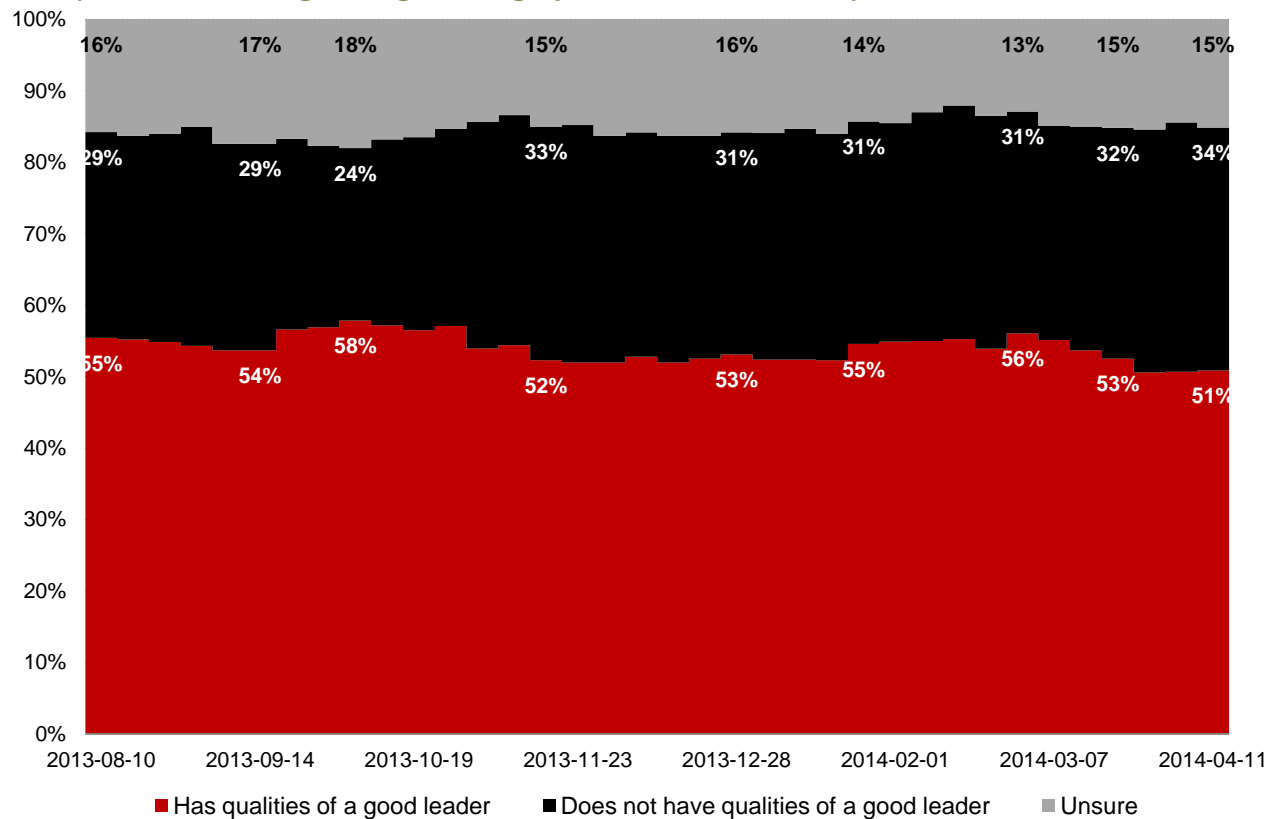
nnanos@nanosresearch.com



Download our app to get the latest Nanos Numbers streamed to your iPhone.

National – Weekly Tracking

(Four week rolling average ending April 11th, 2014, n=1,000)



Bellavance



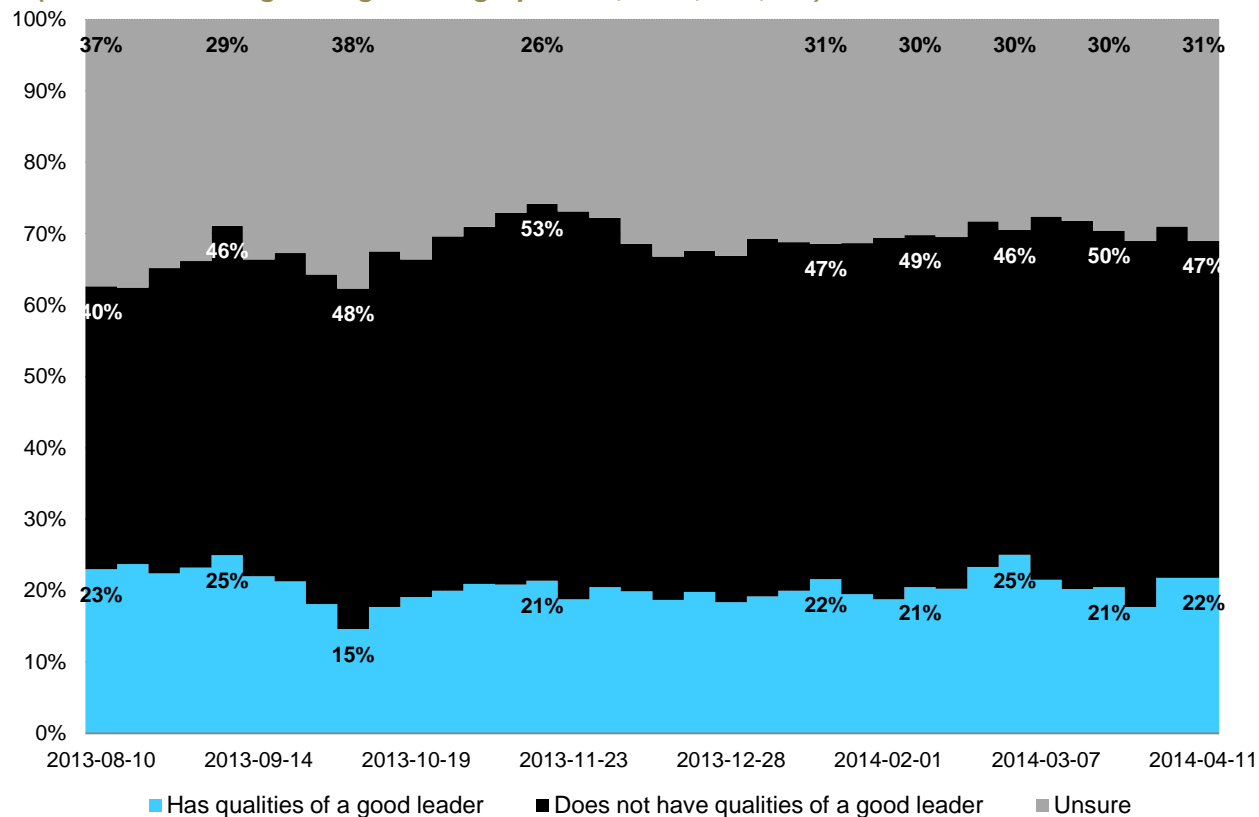
Question: For each of the following federal political party leaders, do you think they have or do not have the qualities to be a good political leader? [RANDOMIZE] André Bellavance

Contact: Nik Nanos
Ottawa: (613) 234-4666 x 237
Washington DC: (202) 697-9924
nnanos@nanosresearch.com



Download our app to get the latest Nanos Numbers streamed to your iPhone.

National – Weekly Tracking (Four week rolling average ending April 11th, 2014, n=1,000)



May



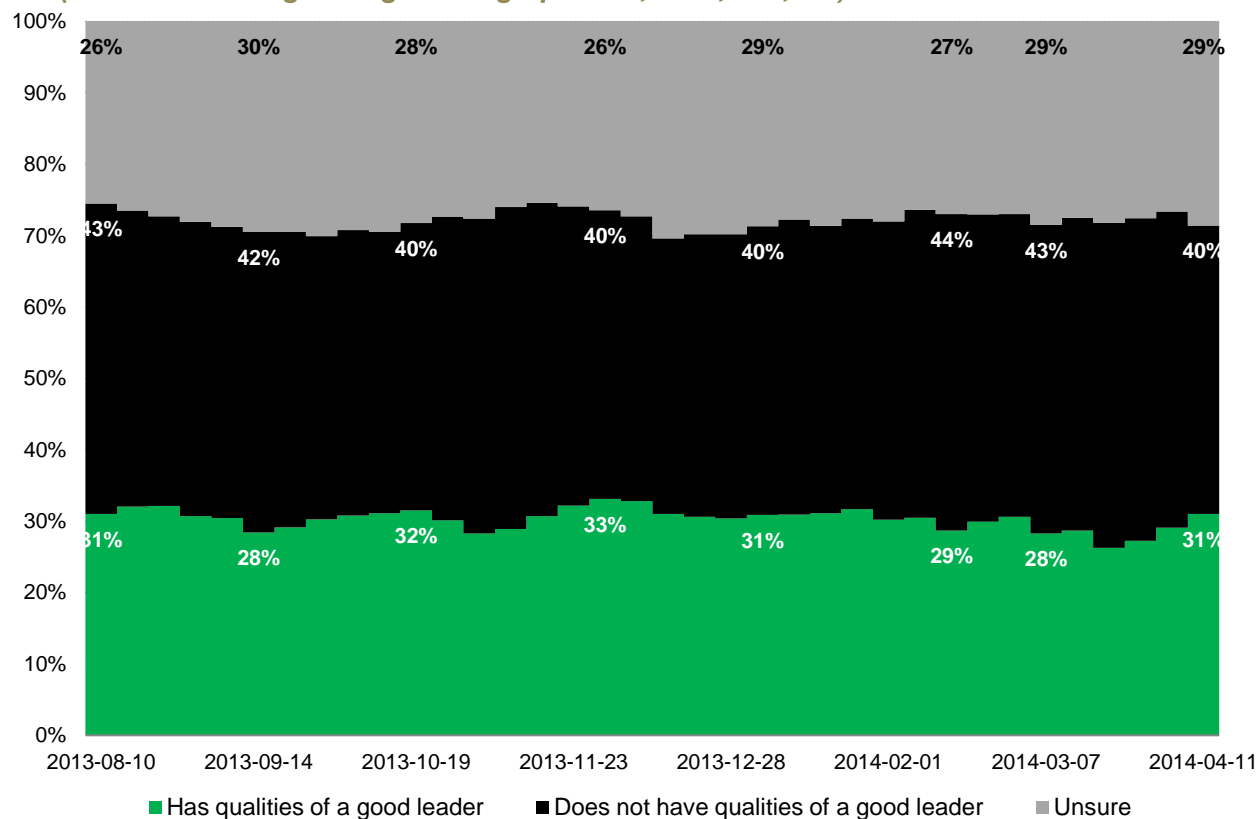
Question: For each of the following federal political party leaders, do you think they have or do not have the qualities to be a good political leader? [RANDOMIZE] Elizabeth May

Contact: Nik Nanos
Ottawa: (613) 234-4666 x 237
Washington DC: (202) 697-9924
nnanos@nanosresearch.com



Download our app to get the latest Nanos Numbers streamed to your iPhone.

National – Weekly Tracking **(Four week rolling average ending April 11th, 2014, n=1,000)**





Methodology

Survey Methodology

Download our app to get the latest Nanos Numbers streamed to your iPhone.



The Weekly Nanos Party Power Index Tracking is produced by the Nanos Research Corporation, headquartered in Canada, which operates in Canada and the United States. The data is based on random telephone interviews with 1,000 Canadians (land- and cell-lines), using a four week rolling average of 250 respondents each week, 18 years of age and over. The random sample of 1,000 respondents may be weighted by age and gender using the latest census information for Canada. The interviews are compiled into a four week rolling average of 1,000 interviews, where each week the oldest group of 250 interviews is dropped and a new group of 250 interviews is added. The views of 1,000 respondents are compiled into a diffusion brand index for each party that goes from 0 to 100, where 0 means that the party has no brand strength and 100 means it has maximum brand strength. A score above 50 is an indication of brand strength for the party and its leader at this time.

The current report is based on a four week rolling average of Canadian opinion ending April 11th, 2014.

A random telephone survey of 1,000 Canadians is accurate 3.1 percentage points, plus or minus, 19 times out of 20.

About Nanos

Nanos is one of North America's most trusted research and strategy organizations. Our team of professionals is regularly called upon by senior executives to deliver superior intelligence and market advantage whether it be helping to chart a path forward, managing a reputation or brand risk or understanding the trends that drive success. Services range from traditional telephone surveys, through to elite in-depth interviews, online research and focus groups. Nanos clients range from Fortune 500 companies through to leading advocacy groups interested in understanding and shaping the public landscape. Whether it is understanding your brand or reputation, customer needs and satisfaction, engaging employees or testing new ads or products, Nanos provides insight you can trust.



View our brochure

Nik Nanos FMRIA

Chairman, Nanos Research Group
Ottawa (613) 234-4666 ext. 237
Washington DC (202) 697-9924
nnanos@nanosresearch.com