



NORTH DAKOTA MEN'S HOCKEY



2013-14 Media Guide



**“They develop pro hockey
players in North Dakota.”**

**– NBC and TSN Analyst and
Former NHL Coach Pierre McGuire**

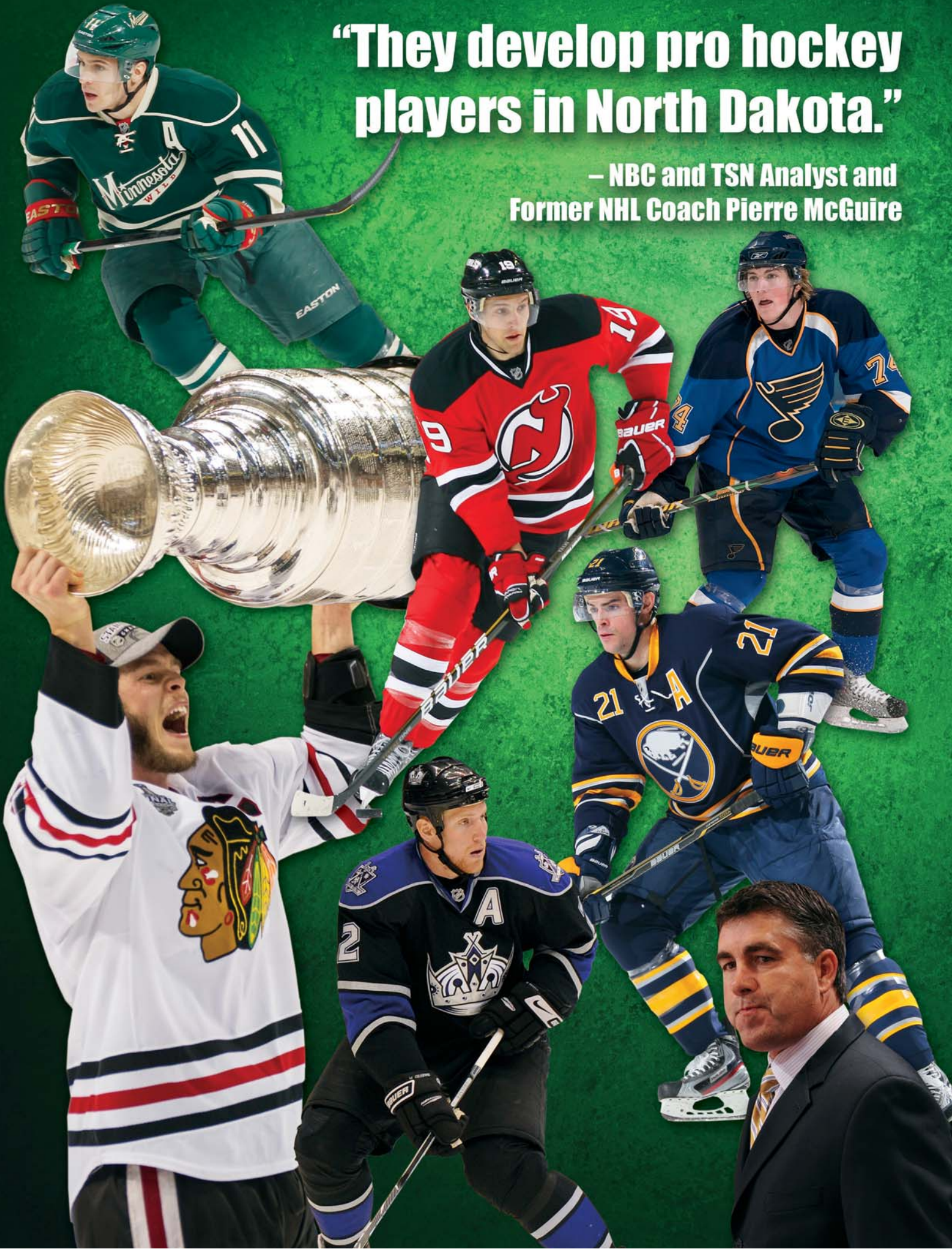




Table of Contents 1

THE UNIVERSITY

The University 2-3
 About Grand Forks 4
 Ralph Engelstad Arena 5-8
 Athletics Facilities 9-11
 Academic Success 12-13
 Athletics Achievements 14
 Gameday Experience 15
 Strength Training 16
 Sports Medicine 17
 Community Involvement 18
 Athletics Development 19
 UNDSports.com 20
 Media Coverage 21
 University Administration 22
 Athletics Administration 23-24
 Athletics Staff Directory 25

GENERAL/MEDIA INFORMATION

Media Relations 26
 Media Information 27
 Quick Facts 28

HOCKEY STAFF

Head Coach Dave Hakstol 30-33
 Assistant Coaches 34-35
 Support Staff 36-37

2013-14 PREVIEW

Season Outlook 38-40
 Roster 41-42

RETURNING PLAYER PROFILES

Caggiola, Drake 43
 Chyzyk, Bryn 44
 Gaarder, Connor 45
 Gothberg, Zane 46
 Grimaldi, Rocco 47
 MacMillan, Mark 48
 MacMillan, Mitch 49
 Mattson, Nick 50
 O'Donnell, Brendan 51
 Panzarella, Andrew 52
 Parks, Michael 53
 Pattyn, Stephane 54
 Rodwell, Derek 55
 Sanderson, Coltyn 56
 Saunders, Clarke 57

Schmaltz, Jordan 58
 Simpson, Dillon 59
 St. Clair, Colten 60

NEWCOMER PROFILES

Ausmus, Gage 61
 Hrynkiw, Matt 61
 Johnson, Luke 62
 LaDue, Paul 62
 Murphy, Wade 63
 Stecher, Troy 63
 Tambellini, Adam 64
 Thompson, Keaton 64

OPPONENTS

NCHC Composite Schedule 66
 Bemidji State 67
 Boston University 67
 Colorado College 67
 Denver 68
 Miami 68
 Minnesota Duluth 68
 Nebraska Omaha 69
 Northern Michigan 69
 St. Cloud State 69
 St. Lawrence 70
 Vermont 70
 Western Michigan 70

All-Time vs. Opponents 71-79
 REA Attendance, Results 80-82

2012-13 IN REVIEW

Season Recap 84-87
 Game-by-Game Results 88
 Individual Statistics 89
 Game-by-Game Scoring 90
 Box Scores 91-98
 Game-by-Game Lines 99
 The NCHC 100
 WCHA Honors 101
 WCHA Leaders 102-103
 NCAA Attendance Leaders 104

UND HOCKEY HISTORY

UND Hockey Beginnings 106
 UND Hockey Chronology 107-112
 1959 NCAA Champions 113
 1963 NCAA Champions 114
 1980 NCAA Champions 115
 1982 NCAA Champions 116
 1987 NCAA Champions 117
 1997 NCAA Champions 118
 2000 NCAA Champions 119
 UND in the Postseason 120-123
 All-Time NCAA Champions 124

HONORS AND AWARDS

Hobey Baker Award 126
 UND Honor Roll 127-132
 UND in International Play 133
 UND Olympians Gallery 134

NORTH DAKOTA RECORDS

Team 136-137
 Individual 138
 Miscellaneous 139
 Career Leaders 140-141
 Single-Season Leaders 142-143
 Freshman Records 144
 The Century Club 145
 Longest Streaks 146
 The Shutout Club 147
 Year-by-Year Team Leaders 148
 Year-by-Year Results 149-166
 All-Time Coaches 167
 All-Time Roster (Skaters) 168-176
 All-Time Roster (Goalies) 177-178
 All-Time Captains 179
 All-Time Jersey Numbers 180-184

NORTH DAKOTA TRADITIONS

All-Time in the NHL 186-193
 UND in the Minors, Europe 194
 UND in the NHL Draft 195-196
 UND HOF Inductee Greg Johnson 197
 UND Athletics Hall of Fame 198-199
 Subway Holiday Classic 200

CREDITS

The 2013-14 University of North Dakota men's hockey media guide is a production of the UND athletics media relations office. The guide was designed, written and edited by director of media relations Jayson Hajdu, with assistance from student assistant Jenna Jorgensen. Special thanks to the editing eye of Frank Wilson, as well as the hard work of previous media relations staffs.

Cover design by Amy Chandler Design. Front and back cover player photos by Eric Classen. Cover photo of Ralph Engelstad Arena by Chuck Kimmerle. Inside front cover NHL photos by the Buffalo Sabres (Drew Stafford), Chicago Blackhawks (Jonathan Toews), Mark Buckner/St. Louis Blues (T.J. Oshie), Bruce Bennett/Getty Images (Matt Greene), Norm Hall (Dave Tippett), New Jersey Devils (Travis Zajac) and Minnesota Wild (Zach Parise). Inside back cover NHL photos courtesy of Dallas Stars (Ed Belfour), Getty Images (Jonathan Toews) and the Carolina Hurricanes (Mike Commodore).

Other photo credits to Shawn Widdell, Peter Bottini, Eric Classen, Kory Wallen, Emily Green, Brad Olson, Joe Pyykkonen, Neil DeKrey, Mike Mohaupt, Scott Gaddini, Chuck Kimmerle, Pat Miller, Dr. Robert Fischer and Caulfield Studios except where noted.

Pictured outside front (l to r): Clarke Saunders (33), Dillon Simpson (18), Derek Rodwell (11), Mitch MacMillan (25). **Pictured inside front (clockwise starting top left):** Zach Parise, Travis Zajac, T.J. Oshie, Drew Stafford, Dave Tippett, Matt Greene, Jonathan Toews. **Pictured inside back (clockwise starting top right):** Ed Belfour, Matt Greene, Ed Belfour. **Pictured outside back (clockwise starting top right):** Rocco Grimaldi, Zane Gothberg, Mark MacMillan.



Located in Grand Forks in the heart of the Red River Valley, the University of North Dakota is the largest and most diversified institution of higher learning in a three-state region. One of fewer than 70 public institutions with both a law school and a medical school, UND consistently ranks by most measures as one of the top 150 universities in the United States. Its more than 15,000 students – including over 2,700 graduate students, 240 law students, and 250 medical students – come from every state in the union and more than 50 countries.

Stretching out from the banks of the scenic English Coulee, the 548-acre University of North Dakota campus has been nationally recognized for its landscaping and beauty. The 242 buildings demonstrate both classic university architecture blended with more

futuristic facilities in the Aerospace complex. UND's newest additions are the Gorecki Alumni Center, nationally recognized for its environmentally friendly sustainability features, the remodeled and expanded energy-efficient and environmentally conscious Education Building, the \$20 million Wellness Center, and University Place, an innovative apartment-style residence hall.

With 241 fields of study and nearly 3,000 courses, including internationally recognized programs in aviation, aerospace, and unmanned aircraft systems, UND has a vast array of educational choices. The most popular programs include engineering, health professions, business, aerospace, and education. The University is characterized by a solid foundation of the liberal arts with professional programs, a manageable size, high-quality students and faculty, a varied curriculum, nine colleges and schools, a widely recognized program of graduate education and research, rich cultural resources, and an outstanding record of alumni support.

UND is consistently ranked highly in college guides, including U.S. News & World Report, Forbes, Princeton Review, and more. Its economic impact on the state of North Dakota

People:

- 15,143 total enrollment (Fall 2013)
- 11,522 undergraduate students
- 3,175 graduate and professional (law and medicine) students
- 51% men, 49% women
- 2.2% American Indian, 1.6% African-American, 1.9% Latino-American, and 1.3% Asian-American students
- 50 states and more than 50 countries are represented in the student body
- 3,101 live in UND's 14 residence halls
- 862 faculty and 2,006 staff
- 118,873 degrees granted since 1889
- 98,595 living alumni
- UND had more than 25,000 enrollments in its online academic courses and programs, non-credit courses, workshops, and other professional development activities

Quick Facts:

- Founded in 1883, six years before North Dakota became a state
- There are 14 residence halls, 850 student apartment units, and 19 fraternities and sororities
- UND has more than 275 student organizations
- The Dakota Student, the official publication of UND, was first published in 1888

and region is more than \$1 billion.

UND offers 52 master's and 26 doctoral programs, as well as professional programs in law (J.D.) and medicine (M.D.), and undergraduate degrees in 91 fields of study in its nine degree-granting colleges and schools:

- College of Arts & Sciences
- College of Business & Public Administration
- College of Education & Human Development
- Graduate School
- The John D. Odegard School of Aerospace Sciences
- College of Nursing
- School Engineering and Mines
- School of Law
- School of Medicine and Health Sciences





NOTABLE ALUMNI



Ed Belfour is the third-winningest goalie in National Hockey League history and is a 2011 inductee into the Hockey Hall of Fame. Photo courtesy Chicago Blackhawks

Tom Amberry, '46

World record holder with 2,750 consecutive free throws

Maxie Anderson, '56

First to cross Atlantic Ocean, North America in balloon

James Maxwell Anderson, '11

Pulitzer Prize-winning playwright

Sam Anderson, '69, '71

Actor, notably in *Lost*, *Forrest Gump*, *Friends*, *ER*

Ed Belfour, '87

Hockey Hall of Fame goaltender

Carla Christofferson, '89

Co-owner of WNBA's Los Angeles Sparks

Ronald Davies, '27, '61

U.S. District Judge, ordered 1957 integration of Little Rock (Ark.) high schools

Carl Ben Eielson, '21

Aviator, explorer, first to cross Arctic Ocean and Antarctica by plane

Ralph Engelstad, '54

Las Vegas entrepreneur, casino owner

R. Richard Fontaine, '65

Chairman International, GameStop

Terry Ingstad, '67

Known as Shadoe Stevens, replaced Casey Kasem as host of "American's Top 40", announcer for *Hollywood Squares*

Phil Jackson, '67

Legendary NBA player and coach

Chuck Johnson, '48

Sports writer and author, member of the Wisconsin Sports Hall of Fame

Rick Kelleher, '69

Known as Don Bleu, host of *The Gong Show*

Cora Smith King, 1889

First woman to pass N.D. state medical examination and perform surgery

Chuck Klosterman, '94

Best-selling author

Karen Nyberg, '94

NASA astronaut

Fritz Pollard, Jr., '39

1936 Olympic bronze medalist, 110 hurdles

Sally (Wold) Smith, '80

President/CEO, Buffalo Wild Wings Grill & Bar

Dave St. Peter, '89

President, Minnesota Twins

Mark O. Stutrud, '75

Founder/Brewmaster, Summit Brewing Co.

Edward K. Thompson, '27, '58

Writer, editor of *Life Magazine*, publisher of *SMITHSONIAN Magazine*

Era Bell Thompson, '29, '69

Author, editor for *Ebony Magazine*

Jonathan Toews, '07

Captain of NHL's Stanley Cup champions Chicago Blackhawks and 2010 Olympic gold medalist



In 2009-10, Jonathan Toews captained the Chicago Blackhawks to the Stanley Cup and led Canada to a gold medal at the Olympics, where he was named the tournament's top forward. Photo courtesy Chicago Blackhawks



T.J. Oshie (2005-08) was voted the St. Louis Blues' Most Popular Player by the fans in each of his first four seasons. Photo courtesy Mark Buckner/St. Louis Blues



Travis Zajac set a New Jersey Devils franchise record by playing in 401 consecutive games. Photo courtesy New Jersey Devils



New Jersey Devils star Zach Parise led the United States to a silver medal at the 2010 Winter Olympics. Photo courtesy Getty Images



Grand Forks, N.D., is a classic university town. Located in the heart of the Red River Valley on Interstate 29, the largely residential town offers a community environment with all the amenities of a large urban area and the safety and convenience of a small community, and is within driving distance of great amenities in the region.

Grand Forks has outdoor activities for every season:

- 900 acres of park land with trails, sports fields and courts, lakes, playground equipment.
- The Greenway - 2,200 acres along the Red River
- Twenty miles from Turtle River State Park.
- Five golf courses including King's Walk, the only PGA-rated golf course in North Dakota.
- One-of-a-kind Japanese Garden at Sertoma Park.

Greater Grand Forks is an impressively cosmopolitan city, boasting a regional population of roughly 75,000 residents and spanning two states. Because of its diversity, there's always live theatre, musical performances, art shows or a concert from rock to the Grand Forks Symphony somewhere in Grand Forks:

- Alerus Center
- Empire Arts Center
- Ralph Engelstad Arena complex
- Fire Hall Theatre
- The North Dakota Museum of Art
- Chester Fritz Auditorium
- Grand Cities Art Fest
- First Night Celebration

Wherever one lives in Grand Forks, great shops and restaurants are always within a short distance. Additional commercial growth has sprouted at the southwest end of the city, anchored by the Columbia Mall and Market Place. However, the heart of the Grand Cities is downtown, which spans the Red River. Downtown features a large variety of options and events, from a Farmer's Market at the Town Square to fine dining.



Photos courtesy of the Greater Grand Forks Convention & Visitors Bureau



RALPH ENGELSTAD ARENA

About the Arena6-7

About Ralph Engelstad.....8



At center ice, high above center ice, is a Daktronics scoreboard. The eight-screen video scoreboard shows game action, scores from around the country and in-game information. The four top screens are 16' x 12'; the four bottom screens are 10' by 12'. The \$2 million dollar scoreboard weighs 30,000 pounds.

RALPH ENGELSTAD ARENA

The Ralph Engelstad Arena was the most visited tourist destination in the state of North Dakota in 2009, according to Midwest Living magazine's annual Best of the Midwest issue.

With 483,796 visitors annually, Engelstad Arena outranked Theodore Roosevelt National Park, which had long been seen as the state's main tourist destination.

Since it opened in October 2001, the Ralph has had more than 3.5 million ticketed visitors.

Since opening its doors on Oct. 5, 2001, the new Ralph Engelstad Arena has become widely regarded as arguably the finest hockey facility in the world. The premiere home to college hockey, the new Engelstad Arena has just about everything.

As soon as fans enter the doors, they know they are in the home of UND hockey.

Fans are greeted in the lobby by a pro shop featuring souvenirs of all kinds. Natural light from the two-story high ceiling atrium illuminates the lobby area.

The lobby also boasts a tribute to former UND greats. The NCAA championship trophies are on display, along with an historical photo selection and four video screens playing highlights from memorable season of UND hockey.

Throughout the arena are photos of the UND All-Americans. Interspersed are great historical photos which show the progression of UND hockey from 1929 when two games were played to Sept. 1946, when student John C. "Jamie" Jamieson was hired to coach the hockey team and led his 19-player squad to a 7-6-0 record. The photos lead the fans up to the present day coaches and players.

When fans enter the arena, whether in the bowl or above the suite level, they find distinctive touches of luxury. There are no bleachers in this arena. Each seat in the arena is Kelly green leather and padded with cherry wood arms and a cup holder. Numerous refreshment stands also circle the main concourse and the upper level.

As fans look around the bowl, their eyes are attracted by the fascia ring, which is a television screen 900 feet long and three feet high. It runs all the way around the arena, above the suite level, and can show fans anything from hockey footage to advertisements.

Looking high into the rafters at the north and south ends of the arena, fans will see the symbols of what has created the incredible tradition of the UND hockey program. At the south end, the 14 WCHA Championships banners, and at the north end the seven NCAA Championship banners. On the north and south walls toward the ceiling of the arena are the banners which represent the NHL teams for which UND players have gone on to play with.

The arena was built for fan enjoyment and spectacular views of the game. The boards surrounding the rink are a seamless, tapered glass that can flex up to three inches upon impact. Each seat in the rink has excellent site lines, with views of the scoreboard and the entire sheet of ice.

The main rink has a 200' x 85' surface with seating for approximately 11,500 fans. The practice rink is an olympic-sized rink measur-

ing 200' x 100'. The adjacent practice rink has seating for 400-500 spectators.

Opposing teams will enter the arena at the staging area. This area, located at ice level, between the practice rink and the main ice surface, will allow up to four buses to enter and park at one time.

The training room, located directly across from the locker room, includes an exam room where X-rays can be taken. An underwater treadmill is located inside the training room. It can be used for therapy after injury and includes underwater cameras for monitoring a patient's progress. There is also a whirlpool for the players which can accommodate just about the entire team.





Engelstad Arena By the Numbers

2	Ice sheets
3	Zambonis
3.2	Miles of brass accents in floors
4	Escalators
5	Elevators
14	Locker rooms
48	Luxury suites
107	Feet from roof to ice
300	Television sets
1,500	Off-site parking spaces
2,500	On-site parking spaces
4,000	Tons of steel
11,634	Hockey seating
12,086	Basketball seating
13,000	Concert seating
400,000	Square feet
500,000	Concrete blocks
\$1 million	Fascia video screen
\$1.1 million	Bricks
\$2 million	Daktronics scoreboard
\$100 million	Estimated total cost

The weight room, one of the most talked about rooms in the arena, will be the envy of just about any team, in any sport, in the nation. The 10,000 square foot world-class facility has 10 platforms with 10 power stations, 24 weight machines, 30 circuit machines, and 30 aerobic pieces (bikes, treadmills, and stair climbers).

The room has 20,000 pounds of weights in it. Included in the room is an 1,800 square foot plyo floor, spring mounted for plyometric workouts. Eight television monitors are placed throughout the room to take athletes step-by-step through their workout programs.

On June 26, 2003, with a unanimous vote by the North Dakota State Board of Higher Education, Ralph Engelstad Arena (REA) and the University of North Dakota started to move forward with construction plans to add the Betty Engelstad Sioux Center to the current REA athletic complex.

The new facility, which is 50,000 square feet and located to the west of the REA Olympic practice rink, opened in August 2004. It is the new home of the UND volleyball and men's and women's basketball teams.

The Betty Engelstad Sioux Center serves as both the practice facility and home court for the volleyball team, with seating for 4,000. The arena floor allows for up to four regulation practice courts. Other spaces exclusive to volleyball will be a players/parents lounge, study classroom, locker room, team room, training room, equipment room and the coaches' offices.

For the basketball teams, the facility serves as a practice facility and site for the majority of the teams' non-conference games. Most of the conference basketball games will be played in the main facility at REA.

Similar to volleyball, the structure will allow for four regulation basketball courts. The basketball teams have their own players/parents lounge, study classroom, locker room, team room, training room, equipment room and the coaches' offices.



Veteran gaming executive, entrepreneur and humanitarian Ralph Engelstad is the man behind the finest college hockey facility in the country, the arena which bears his name.



Even though he was an intensely private, shy and reticent individual, Ralph was one of the largest philanthropists in America, and he shunned any recognition for his good deeds.

After 25 years in the "old" Ralph Engelstad Arena, Ralph built a \$104 million hockey arena for the University of North Dakota (now recognized industry-wide as the top hockey arena in the area) in 2001-02. Recently he built and donated a \$10 million hockey arena to his hometown, Thief River Falls, Minnesota.

In 1998, he donated the General George Patton papers, valued at \$1.45 million to the University of North Dakota Charles Fritz Library. In 2002, he purchased 2,000 wheelchairs for North Dakotans through the Wheelchair Foundation. He also donated the remaining funds needed to complete statuary for the celebration of the Lewis & Clark bicentennial.

Ralph and wife Betty have also contributed generously to charities that benefit children, veterans, seniors and animal causes. The Engelstad family is recognized as one of the top 10 gift givers of all time to higher education in America.

In 1998, when announcing the gift of the hockey arena to the University of North Dakota, where he played hockey during college, he said, "Life is full of its ups and downs in business and personally. I have experienced both, but I have been very fortunate to land on the upper side more times than on the bottom, and it is my desire to share a portion of my good fortune with the UND Hockey Team."

Ralph Engelstad was one of five children born to Christian and Madeline Engelstad in Thief River Falls, Minnesota and the grandson of a Norwegian immigrant who came to that area to farm. Early in his life, Ralph demonstrated that he had the drive and attitude to achieve great things.

After working his way through UND with odd jobs and some assistance from a hockey scholarship, Ralph graduated in 1954 with a degree in Business. He soon married his sweetheart, Betty Stocker, and then started his own construction company.

Through his tremendous work ethic, determination and initiative, Ralph began achieving the "American dream." He promised himself that he would become a millionaire by age 30; instead, that dream came true one year earlier while he was still a contractor in Grand Forks.

In 1959, Ralph moved to Las Vegas where his construction company secured government contracts to build FHA homes. Further demonstrating his entrepreneurial successes, he bought then barren land surrounding the North Las Vegas Air Terminal, which he later sold to Howard Hughes.

In 1971, using the profits from his land sale to Howard Hughes, Ralph purchased the nine-acre Flamingo-Capri Motel on the Las Vegas Strip. Acting as his own contractor, he built the Imperial Palace, which opened in 1979 with 650 rooms.

Today, the Imperial Palace ranks as the 2nd largest sole proprietorship hotel in the world and boasts 2,700 rooms and 2,600 employees. In 1997, Ralph expanded his casino holdings by building his second Imperial Palace in Biloxi, Mississippi.

The term "innovator" was often applied to Ralph throughout his varied career. For instance, his love of automobiles and racing led him to develop the famed Las Vegas Motor Speedway, which he later sold. He is known internationally for his tremendous car collection, showcased in first-class museums in both the Las Vegas and Biloxi hotels. And when his fleet of antique automobiles needed restoring, he employed 50 Nevada prisoners who accomplished the job while honing their skills for future classic car work.

Ralph introduced several "firsts" in the hotel/casino industry. In 1993, he opened the first medical center in a casino for employees, the Nevada Resorts Medical Center, now the UMC Medical Cen-

ter. He introduced the first drive-through Race & Sports Book in 1989, and was the first to offer airline baggage check-in service at the hotel in 2000 (unfortunately, this popular Las Vegas service was discontinued after the events of Sept. 11, 2001).

Perhaps one of Ralph's greatest contributions as a humanitarian was his devotion to the handicapped. He has received many state and national awards for hiring the disabled, and approximately 13 percent of his Imperial Palace employees have some form of disability.

In recognition of his unending contributions to the handicapped, Ralph was named "Employer of the Year" by the Nevada Governor's Committee on Employment of People with Disabilities in 1987 and 1989. In 1991, he received the prestigious "National Employer of the Year" award from the President's Committee on Employment of People with Disabilities.

Among other awards, he was also recognized as "Employer of the Year" by the Southwest Business, Industry and Rehabilitation Association and received the "Humanitarian of the Year Award" from the International Gaming & Business Exposition.

His latest recognition came in 2002 when he was inducted into the North Dakota Entrepreneur Hall of Fame and honored for his entrepreneurial success in the construction, casino, entertainment and antique auto industries.

Engelstad passed away on Nov. 26, 2002, after a valiant battle with cancer. He was 72.

Throughout his memorable career, Ralph had two mottos for living that reflected his ambition and drive: "The harder I work, the luckier I get" and "No dream comes true until you wake up and go to work."




Ralph and Betty Engelstad on opening night at the current Ralph Engelstad Arena.



ALERUS CENTER

North Dakota plays its football home games at the Alerus Center (above and right), a 12,283-seat stadium located just minutes from the UND campus in Grand Forks.

New turf, AstroTurf's GameDay Grass 3D60H, was installed prior to the 2012 season.



BETTY ENGELSTAD SIOUX CENTER


The Betty Engelstad Sioux Center (left and below) opened in August 2004 and is home to the UND volleyball and basketball teams, while also housing the Fighting Sioux women's soccer locker room and offices.

One of the premiere arenas of its kind in the country, the Sioux Center has a capacity of approximately 3,300. There are 2,600 seats with molded chair backs, 700 telescopic bleacher seats and additional seating in the VIP area.




APOLLO SPORTS COMPLEX

The North Dakota softball team plays its home games at the Apollo Softball Complex (left), located minutes from campus.



HYSLOP SPORTS CENTER

Over the many years, the Hyslop Sports Center (above and right) has served a number of different functions. Today it houses the athletics administration offices, the athletics academic study center, the swimming and diving pool, weight room, coaching offices and locker room facilities.




RAY RICHARDS GOLF COURSE

Ray Richards Golf Course (left) is home to the cross country teams' annual home event, the Ron Pynn Invitational. The course is set up as a 5K for women and 8K for men, providing a challenging route well-known in the Upper Midwest.



BRONSON FIELD

Bronson Field (above) has been the home of North Dakota women's soccer since the team's inception in 1999. The natural grass field is located on campus, west of the UND bookstore and part of the Ralph Engelstad Arena sports complex. A second practice field is located just east of the Ralph Engelstad Arena.



CHOICE HEALTH & FITNESS CLUB

The \$25 million Choice Health and Fitness Club opened its doors in August 2012 and serves as the home for UND tennis.

A 159,000 square foot facility, Choice Health and Fitness features six tennis courts among its many state-of-the-art amenities, as well as customized locker rooms for UND's men's and women's tennis teams.



KING'S WALK GOLF COURSE


King's Walk Golf Course (left) is the home to the University of North Dakota men's and women's golf teams. The Arnold Palmer-designed course recreates the atmosphere found on the great links courses of Scotland and Ireland.



RALPH ENGELSTAD ARENA

The most visited tourist destination in North Dakota, the new Ralph Engelstad Arena (above and right) has become widely regarded as the finest hockey facility in the world. The premiere home to college hockey, the Engelstad Arena has just about everything.

As soon as fans enter the doors, they know they are in the home of UND hockey. Seven NCAA and 14 WCHA championship banners hang proudly from the rafters.



MEMORIAL STADIUM

Memorial Stadium (left) is the most historic building among the University of North Dakota athletic facilities. It boasts a rich and colorful history that continues today, serving as the practice home and offices for North Dakota football.

KRAFT FIELD

The North Dakota baseball team plays its home games at Kraft Field, a facility owned and operated by the Grand Forks Park District that includes bleacher seating for 2,000 in a picturesque setting with evergreens lining the outfield fences. The facility recently received a new artificial infield prior to the 2011 season.





UND's Academic Awards Night in February honored 301 student-athletes who achieved either a 3.0 GPA during the fall semester or a cumulative 3.0 through the Fall 2012 semester. Sixty-six percent of UND's student-athletes achieved this high honor, including 62 who owned a perfect 4.0 GPA.

NOTABLE ACADEMIC ACHIEVEMENTS IN 2012-13

- UND's student-athletes owned a collective 3.168 GPA in 2012-13, just shy of the school-record 3.173 in 2011-12.
- A school-record 186 student-athletes earned academic all-conference honors, up from 115 the previous season.
- More than 68 percent of UND's student-athletes boasted a 3.0 GPA during the Spring 2013 semester alone.
- Kirsten Haas (track), Jocelyne Lamoureux (hockey) and Monique Lamoureux (hockey) earned Academic All-America honors.
- Jocelyne Lamoureux (hockey) and Brett Cameron (football) received NCAA Postgraduate Scholarships.
- Women's and men's track and field owned the nation's second and seventh-highest GPAs, respectively, among DI track programs.
- Women's basketball ranked fifth nationally in GPA.
- Men's and women's track/cross country and women's basketball each earned All-America team honors from their respective national organizations.
- Sixty-three student-athletes were named to the Dean's List and 47 were named to the President's List in Spring 2013.



The George and Arlene Schubert Athletics Academic Center provides a comfortable and centrally-located site to aid in the promotion of academics for all student-athletes.



Amanda Hajdu
Director of Academic Services

UND Athletics prides itself on the academic excellence of its student-athletes, whose athletic achievements are matched by academic distinction on a yearly basis.

The George and Arlene Schubert Athletics Academic Center, which opened in April 2008, serves as a study center for student-athletes and is conveniently located in the Hyslop Sports Center.

Academic services director Amanda Hajdu oversees the study center, which features 12 state-of-the-art, desktop computers and provides an excellent location for student-athletes to utilize between classes for valuable daytime study. The academic center is also available on demand to student-athletes for evening study table.

UND's student-athletes also have access to a variety of laptop computers for use on road trips, further emphasizing a department-wide commitment to academics.



ALL-TIME ACADEMIC ALL-AMERICANS

A longtime hallmark of North Dakota Athletics has been academic excellence.

Since making the transition to Division I competition in 2008-09, UND's student-athletes have earned 15 Academic All-America honors, seven NCAA Postgraduate Scholarships, and a pair of prestigious NCAA academic awards.

UND established its academic reputation with 64 Academic All-Americans at the Division II level, fourth-most all-time among DII schools.



Goaltender Brad Eidsness (center with faculty athletics representative Sue Jenö and athletics director Brian Faison) was a 2012 NCAA postgraduate scholarship recipient, the 2011-12 WCHA Most Outstanding Student-Athlete of the Year and the 2011 NCAA Elite 88 Award recipient.

Baseball

1978 Lowell Schweigert 2nd Team

Basketball (M)

1977 Fred Lukens 3rd Team

Basketball (W)

1985 Lori Carriere 2nd Team
 1992 Jenny Walter 1st Team
 1994 Tracey Pudenz 1st Team
 1999 Jaime Pudenz 3rd Team
 2000 Jaime Pudenz 2nd Team
 2003 Jenny Boll 3rd Team
 Becky Moen 3rd Team

Football

1975 Fred Slone 2nd Team
 1977 Fred Slone 2nd Team
 1984 Glen Kucera 2nd Team
 1987 Kurt Otto 1st Team
 1988 Chuck Clairmont 1st Team
 Rusty Ekness 2nd Team
 Matt Gulseth 1st Team
 1992 Mark Ewen 1st Team
 Tim Gelinske 1st Team
 1996 Tim Tibesar 1st Team
 1998 Marcus McKenzie 2nd Team
 1999 Brant Grimes 2nd Team
 2001 Mac Schneider 2nd Team
 2002 Mac Schneider 1st Team
 2003 Jesse Ahlers 2nd Team
 2005 Jeff Glas 1st Team
 Digger Anderson 2nd Team
 Danny Gagner 2nd Team
 2006 Weston Dressler 1st Team
 Michael Greenwood 1st Team
 2007 Mitch Braegelmann 1st Team
 Weston Dressler 1st Team
 Rory Manke 2nd Team
 2008 Mitch Braegelmann 1st Team
 Rory Manke 1st Team
 Andrew Miller 2nd Team
 Brady Trenbeath 2nd Team
 2009 Brandon Hellevang 1st Team
 Nick Nolte 2nd Team

Golf

2009 Amanda Kaler 2nd Team

Hockey (M)

2000 Karl Goehring 2nd Team
 2001 Karl Goehring 1st Team
 2009 Chay Genoway 3rd Team

Hockey (W)

2012 Jocelyne Lamoureux 2nd Team
 2013 Jocelyne Lamoureux 1st Team
 Monique Lamoureux 3rd Team

Softball

2002 Holly Bonk 3rd Team
 2007 Casie Hanson 3rd Team
 2008 Casie Hanson 1st Team
 2010 Casie Hanson 1st Team

Swimming & Diving (M)

1993 Carlo Waldfried 3rd Team
 1999 Ryan Requist 2nd Team
 2000 Ryan Requist 1st Team
 2001 Ryan Requist 1st Team
 2002 Sebastian Andersson 3rd Team
 2004 Sebastian Andersson 2nd Team

Swimming & Diving (W)

1984 Kim Edwards 3rd Team
 1985 Kim Edwards 2nd Team
 1990 Janine Etchepare 2nd Team
 1991 Janine Etchepare 1st Team
 2001 Katie Bjerke 2nd Team
 2002 Katie Bjerke 1st Team
 2006 Lauren Mickelson 3rd Team

Tennis (W)

2006 Erin Sullivan 3rd Team

Track & Field/Cross Country (M)

1989 Steve Burian 1st Team
 1990 Steve Burian 1st Team
 1999 Marc Sondreal 1st Team
 2002 Mike Backes 1st Team

Track & Field/Cross Country (W)

1984 Kari McIntire 3rd Team
 1985 Kari McIntire 2nd Team
 1992 Steph Bruening 2nd Team
 1993 Steph Bruening 1st Team
 1994 Steph Bruening 1st Team
 2010 Kristi Dahlheimer 2nd Team
 2012 Lindsay Anderson 3rd Team
 2013 Kirsten Haas 3rd Team

Volleyball

1991 Karla Danielson 2nd Team
 2002 Kate Cahill 3rd Team

Wrestling

1990 Kris Presler 1st Team
 1991 Kris Presler 1st Team

NCAA Postgraduate Scholarships

1979	Dale Lian	Football
1980	Todd Thomas	Football
1981	Doug Moen	Football
1982	Paul Franzmeier	Football
	Alison Myhra	Tennis
1984	Glen Kucera	Football
1988	Kurt Otto	Football
	Matt Gulseth	Football
1991	Kris Presler	Wrestling
	Steve Burian	Track & Field
1992	Tim Gelinske	Football
	Jenny Walter	Basketball
1996	Tim Tibesar	Football
	Tom Langer	Football
1998	Tiffany Pudenz	Basketball
2000	Stacy Brown	Swimming
	Jaime Pudenz	Basketball
2001	Missy Berg	Track & Field
	Karl Goehring	Hockey
	Becky Leppard	Track & Field
	Ryan Requist	Swimming
2002	Mike Backes	Track & Field
	Katie Bjerke	Swimming
2003	Kate Cahill	Volleyball
	Kelby Klosterman	Football
	Becky Moen	Basketball
2004	Jessica Schill	Track & Field
2007	Michael Greenwood	Football
2008	Heidi Evans	Track & Field/Cross Country
2009	Rory Manke	Football
2009	Amanda Kaler	Golf
2010	Andrew Miller	Football
2010	Kristi Dahlheimer	Track & Field/Cross Country
2012	Brad Eidsness	Hockey
2013	Brett Cameron	Football
	Jocelyne Lamoureux	Hockey

NCAA Special Awards

NCAA Top VII Award

2011 Casie Hanson Hockey, Softball

NCAA Elite 88 Award

2011 Brad Eidsness Hockey





Individual National Champions

1969	Arjan Gelling	Track & Field (Six Mile)	2002	Fernando Alves	Swimming (400 Medley Relay)
1984	Kim Edwards	Swimming (50 Free)		Sebastian Andersson	Swimming (400 Medley Relay)
1985	Dave Levos	Track & Field (Shot Put)		Janice Berry	Swimming (400 Indi. Medley, 200 Breaststroke)
	Mary Beth Dunlevy	Swimming (100 Fly, 200 Freestyle Relay)		Andrew Burckhard	Swimming (200 Medley Relay)
	Kim Edwards	Swimming (200 Freestyle Relay)		Rodrigo Cintra	Swimming (1650 Freestyle)
	Janine Owens	Swimming (200 Freestyle Relay)		Mats Liden	Swimming (200 & 400 Medley Relay)
	Peggy Schmidt	Swimming (200 Freestyle Relay)		Jacob Mills	Swimming (200 & 400 Medley Relay)
1986	Dave Levos	Track & Field (Discus)		Beth Morris	Swimming (100 Breaststroke)
1987	Norm McGee	Track & Field (100M, 55M)		Vesa Nurmiviita	Swimming (200 Medley Relay)
1988	Norm McGee	Track & Field (100M, 55M)	2003	Fernando Alves	Swimming (400 Medley Relay)
1989	Norm McGee	Track & Field (100M)		Erin Borgschatz	Diving (1 Meter)
1989	Janine Etchepare	Swimming (200 Medley Relay)		Andrew Burckhard	Swimming (400 Medley Relay)
	Kristin McClocklin	Swimming (200 Medley Relay)		Jacob Mills	Swimming (400 Medley Relay)
	Michelle Puetz	Swimming (200 Medley Relay)		Jeffrey Schnieder	Swimming (400 Medley Relay)
	Jodie Schwartz	Swimming (200 Medley Relay)	2004	Fernando Alves	Swimming (200 Freestyle Relay, 100 Butterfly, 200 Butterfly & 400 Freestyle Relay)
1990	Janine Etchepare	Swimming (50 Freestyle)		Sebastian Andersson	Swimming (400 Freestyle Relay)
1990	Marion Warner	Swimming (110 Breaststroke, 100 Butterfly, 200 Medley Relay)		Jenny Bachmeier	Swimming (100 Backstroke)
	Janine Etchepare	Swimming (200 Medley Relay)		Andy Burckhard	Swimming (200 Freestyle Relay)
	Michelle Puetz	Swimming (200 Medley Relay)		Rodrigo Ferreira	Swimming (200 Freestyle Relay, 100 Backstroke)
	Jodie Schwartz	Swimming (200 Medley Relay)		Jason Mraule	Swimming (200 Freestyle Relay, 400 Freestyle Relay)
1991	Shelly Ebbighausen	Swimming (200 Medley Relay)		Kasey Moseley	Diving (1 Meter)
	Janine Etchepare	Swimming (200 Medley Relay)	2005	Fernando Alves	Swimming (100 Butterfly & 200 Freestyle Relay)
	Jodie Schwartz	Swimming (200 Medley Relay)		Rodrigo Ferreira	Swimming (100 Backstroke & 200 Freestyle Relay)
	Marion Warner	Swimming (200 Medley Relay)		Eric Knight	Swimming (200 Freestyle Relay)
1992	Shelly Ebbighausen	Swimming (100 Butterfly)		Jason Mraule	Swimming (200 Freestyle Relay)
1993	Shelly Ebbighausen	Swimming (100 Butterfly)		Rodrigo Cintra	Swimming (500 Freestyle)
1993	Tisha Yantzer	Swimming (200 Breaststroke)	2006	Jeff Schneider	Swimming (200 Medley Relay)
1994	Marie Crep	Track & Field (800 Meter)		Jared Peters	Swimming (200 Medley Relay, 400 Medley Relay)
	Andrea Rudser	Swimming (100 Butterfly, 200 Butterfly)		Eric Knight	Swimming (200 Medley Relay)
1997	Tania Younkin	Swimming (100 Butterfly)		Rodrigo Ferreira	Swimming (100 Backstroke, 400 Freestyle Relay, 200 Medley Relay, 400 Medley Relay)
1998	Tara Bruels	Swimming (200 Medley Relay)		Pedro Pereira	Swimming (400 Medley Relay)
	Sarah Doeden	Swimming (200 Medley Relay)		Per Westergren	Swimming (400 Freestyle Relay, 400 Medley Relay)
	Katherine Poole	Swimming (200 Medley Relay)		Adam Rollins	Swimming (400 Freestyle Relay)
	Tania Younkin	Swimming (200 Medley Relay)		Eric Knight	Swimming (400 Freestyle Relay)
1999	Sarah Doeden	Swimming (200 Medley Relay)	2007	Anthony Buhr	Swimming (200 Freestyle Relay)
	Rebecca Fischer	Swimming (400 Individual Medley)		Rodrigo Ferreira	Swimming (100 Backstroke, 200 & 400 Medley Relay)
	Brook McKee	Swimming (200 & 400 Medley Relay)		Eric Knight	Swimming (200 Freestyle Relay, 200 & 400 Medley Relay)
	Beth Morris	Swimming (100 Breaststroke, 200 & 400 Medley Relay)		Pedro Pereira	Swimming (200 Freestyle Relay, 200 & 400 Medley Relay)
	Holly Skarsgard	Swimming (200 & 400 Medley Relay)		Per Westergren	Swimming (200 Freestyle Relay, 200 Medley Relay)
	Trish Stoutenberg	Swimming (400 Medley Relay)		Dan Zabler	Swimming (400 Medley Relay)
2000	Marie Burdckhard	Swimming (200 Medley Relay)	2008	Carissa Gormally	Swimming (50 & 100 Freestyle)
	Barb Colbert	Swimming (200 & 400 Medley Relay)		Heidi Evans	Track (1500M)
	Brook Mckee	Swimming (200 & 400 Medley Relay)		Matt Litzinger	Track (Javelin)
	Beth Morris	Swimming (200 & 400 Medley Relay)			
	Trish Stoutenberg	Swimming (400 Medley Relay)			
2001	Sebastian Andersson	Swimming (200 Medley Relay)			
	Mats Liden	Swimming (200 Medley Relay)			
	Jacob Mills	Swimming (200 Medley Relay)			
	Vesa Nurmiviita	Swimming (200 Medley Relay)			

Team National Champions

1959	Men's Hockey
1963	Men's Hockey
1980	Men's Hockey
1982	Men's Hockey
1987	Men's Hockey
1997	Men's Hockey
1997	Women's Basketball
1998	Women's Basketball
1999	Women's Basketball
2000	Men's Hockey
2001	Football





**The best hockey arena in the world. The great fans in college hockey.
The North Dakota tradition.
A gameday experience that is second to NONE.**



"I've never been to a place that's more proud of its athletes and its athletics than UND."

— Former UND All-American, 2010 United States Olympian and current New Jersey Devils star Zach Parise





Nate Baukol
Director of Strength and Conditioning

MISSION

It is our mission to physically and mentally prepare the student-athlete for the rigors of collegiate athletics, by implementing professionally designed, scientifically sound training programs, designed specifically to reduce the incidence of injury and help each team and student-athlete reach their full athletic potential.

PHILOSOPHY

We believe that strength and conditioning is crucial to the complete development of the student-athlete. The philosophy of our strength and conditioning program is based on the belief that what occurs in the weight room and field transfers to the

playing surface. We train sport specifically with the goal of enhancing athleticism. We also believe in the importance of work ethic, attitude, accountability and mental toughness and that these qualities can be developed and enhanced through our strength and conditioning program.

At the University of North Dakota, one program, functioning behind the scenes, but which should not be taken lightly, is the strength and conditioning program. The strength and conditioning program at UND is among the finest in Division I and vital to the success of all UND athletic teams. The strength and conditioning staff commits themselves to the development of size, strength, power, speed, agility, conditioning, and body composition of each student-athlete. The goal of the strength staff is to develop the athlete and team to reach their maximum potential throughout their career while staying injury free.

Nate Baukol, director of strength and conditioning, oversees the program and facilities. Baukol has three full-time assistant coaches and one graduate assistant coach to assist him.

Together they direct and monitor the training of over 400 student-athletes in 20 sports at UND. UND also boasts some of the finest strength training facilities around. The facilities include weight rooms at the Ralph Engelstad Arena, the Betty Engelstad Sioux Center, Memorial Stadium, and the Hyslop Sports Center.

Training has become a year-round activity, with a student athlete spending as much time on physical development as any other part of their sport throughout the year. Student-athletes follow either off-season or in-season programs, which are individualized specific to the athlete and sport. Off-season programs are five days a week, summer months included.

Each athlete receives a comprehensive summer training manual to follow, given that a member of the strength staff won't be supervising them. In-season programs are typically 45-minute sessions, two to three days per week, supervised by the strength and conditioning staff.





Steve Westereng
Director of Sports Medicine

One of the unfortunate aspects of athletics is that injuries do occur. However, every student-athlete from UND athletic teams are under excellent care thanks to the UND Division of Sports Medicine and its umbrella of staff, facilities and training.

With a staff of 11 faculty athletic trainers, three graduate assistant athletic trainers and 30 athletic training students headed by director of sports medicine Steve Westereng, UND student-athletes are in good hands, returning them quickly and safely to participation.

The UND Division of Sports Medicine was formed in 1990. Additionally, the bachelor of science in athletic training degree and the UND Center for Sports Medicine was founded. The athletic training education program was the first program in the nation to be placed directly in a school of medicine and is housed within the Department of Family Medicine, combining the efforts of the UND Athletic Training program and the UND School of Medicine and Health Sciences.

UND's progressive thinking makes the institution a leader in the field of athletic training. Moreover, the program's affiliation with the School of Medicine helps both the athletic training student and the student-athlete. Completion of the bachelor of science in athletic training allows the student to sit for the board of certification exam to become a certified athletic trainer (ATC).

The student-athletes also benefit from having a wealth of competent individuals getting them back into action.

In order to be accepted into the athletic training program, a student must complete 100 hours of observation, fill out a formal application, and have a minimum GPA of 2.75.

The Division of Sports Medicine also has an outpatient facility, the UND Center for Sports Medicine, which specializes in rehabilitation of orthopedic injuries. UND student-athletes, as well as the general public, utilize this facility to decrease pain, increase strength, and improve range of motion of injuries. Many of the injuries seen in the Center for Sports Medicine are significant, such as pre- and post-surgical issues. The center is staffed by Cathy Ziegler, PT/ATC, and Robin Tracy, PT/ATC, who have experience with high school, college, and professional athletes.




Dr. Greg Greek
Team Physician



Dr. William Mann
Team Physician


Whether it is reading to area school children or lending their time to countless charitable organizations or providing disaster relief, UND's student-athletes pride themselves on their community involvement and have long been looked upon as pillars within the UND and Grand Forks communities. In 2012-13 alone, UND student-athletes logged a school-record 7,660 hours of community service.



Above Left: UND's 'We Are One. We Are North Dakota: Flood Fight 2011' t-shirt. The shirt was sold to aid North Dakota flood victims, with 90 percent of the proceeds going to the American Red Cross. **Above Right:** The Student Athlete Advisory Committee (SAAC) raised more than \$13,000 for earthquake relief efforts in Haiti in 2010. **Below Right:** The football team's Holiday Magic For Markus program provides Christmas presents to sick children.



Above: Members of the men's hockey team call Champions Club members and thank them for their support during the annual 'Thank-A-Thon.' **Below:** The men's basketball team serve its fans at the World's Largest French Fry Feed during Potato Bowl USA week.





The University of North Dakota boasts a proud history of varsity athletics nicknames. UND's first official athletics nickname was the "Flickertails," although its origin remains somewhat a mystery. The nickname made its first public appearance in a *Grand Forks Herald* account of UND's football loss to Minnesota on Oct. 8, 1904, 15 years after UND's first athletics contest was played. According to Lee Bohnet's *A Century of UND Sports*, "The author was not identified, but there is strong evidence the nickname was coined by a Minneapolis sportswriter who may have covered the game for the Herald. The writer lauded the fighting spirit of the North Dakota players."

In 1911, UND's student body officially adopted "Flickertails" as its athletics nickname. UND would remain known as the "Flickertails" (as well, unofficially, as the "Nodaks") for a third of a century, establishing an early athletics history.

In the fall of 1930, the university adopted the nickname "Sioux" for its varsity teams following a successful renaming campaign by the *Dakota Student*, UND's student newspaper. The word "Fighting" was later added, and UND would be known as the "Fighting Sioux" until the summer of 2012.

The university utilized several "Fighting Sioux" logos throughout the decades, perhaps most notably the green geometric logo introduced in 1976 and the most recent full-color logo was unveiled in 1999. The former was designed by an artist at the UND News Bureau, while the latter was created by noted Native American artist and UND alum Bennett Brien.

The University of North Dakota officially retired its longtime "Fighting Sioux" nickname and logo prior to the 2012-13 athletics season.

UND's varsity athletics teams will operate without an official nickname until 2015. The university's varsity athletics teams will be referred to as "the University of North Dakota," "North Dakota," or "UND."



The University of North Dakota adopted the interlocking ND as its official logo during the summer of 2012 following the retirement of the Fighting Sioux nickname and logo. The interlocking ND will be utilized until 2015, when a new athletics nickname is selected.



UND's most recent Fighting Sioux logo, designed by noted Native American artist and UND alum Bennett Brien, was unveiled in 1999. The logo was named the No. 1 hockey logo in the world by The Hockey News in 2009.



The geometric Fighting Sioux logo was introduced in 1976 and remained in use through the 1999-2000 season.



Following the University's first athletic competition in 1889, UND's earliest teams were known unofficially as the "Nodaks" (pictured above is the 1896 football team). The "Flickertails" nickname made its first appearance in a 1904 Grand Forks Herald article and was officially adopted in 1911.



The current University of North Dakota logo has been in use since the close of Centennial year activities in 1984. It serves as the official logo of the University, but typically is not used for athletics purposes.

UNDSports.com is the official source for everything regarding the University of North Dakota athletics department.

The website, maintained by the athletics media relations office, offers everything for the fan. Away from home but still want to watch the game live? Watch it on UNDSports.com.

Missed the game and want to check the score? Find recaps, box scores and on-demand video of highlights and the complete game. Need some new decorations for the dorm room or basement? Buy action images at any size from our photo store.

You can also follow UND on our mobile site or download the UNDSports.com app for iPhone and Android. News, scores, schedules and watch highlight videos and interviews. You can even listen to live games streamed directly to your phone!

UNDSports.com has it all!

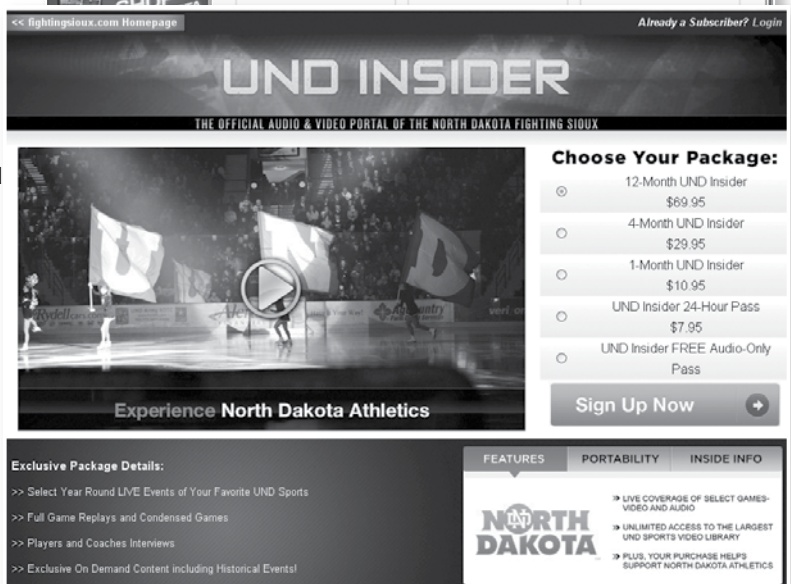
- Live video webcast for all home men's and women's hockey, football, men's and women's basketball, and volleyball
- Live audio broadcasts for hockey, football, basketballs, volleyball, soccer, baseball and softball
- Watch every game in our on-demand archive any time you want
- Live stats for all home games
- Follow our staff and student-athletes in our blog section
- Purchase your own piece of UND memorabilia in our store and auctions.
- Get a piece of the action with your own images in the photo store
- Desktop wallpapers
- News sent directly to your phone, inbox or RSS feed
- Download the schedules to your mobile device and calendars

You can also follow UND Athletics on:

facebook **Facebook**
www.facebook.com/UNDathletics

twitter **Twitter**
www.twitter.com/UNDSports

You Tube **YouTube**
http://www.youtube.com/UNDSports





CBS Sports Network (CBSSN) is the primary broadcast partner of the National Collegiate Hockey Conference (NCHC), North Dakota's new men's hockey conference. CBSSN will broadcast a select number of home and road North Dakota men's hockey games. Check with your local cable or satellite TV provider for channel information.

Midco Sports Network (MidcoSN) will broadcast all home North Dakota football contests, as well as selected volleyball, women's hockey, men's basketball and women's basketball games. MidcoSN will broadcast all home men's hockey games that are not televised by CBS Sports Network or conflict with other NCHC broadcasts. Check with your local cable or satellite TV provider for channel information.



Midco Sports Network will continue to broadcast two 30-minute programs focused on UND Athletics, as *UND Sports Extra* and *UND Insider Weekly* (formerly *UND Sports TV*) return to the lineup on Tuesdays and Fridays, respectively. New in 2013-14 is *North Dakota Hockey with Dave Hakstol*, which will air every Tuesday. MidcoSN will also air the popular web series *Through These Doors*, a behind-the-scenes look at UND's men's hockey program, which will be expanded to 30-minute monthly episodes.



FOX COLLEGE SPORTS

Fox College Sports (FCS) will continue to broadcast select North Dakota sporting events nationwide through a partnership with UND Athletics and Midco Sports Net. Check with your local cable or satellite TV provider for channel information.

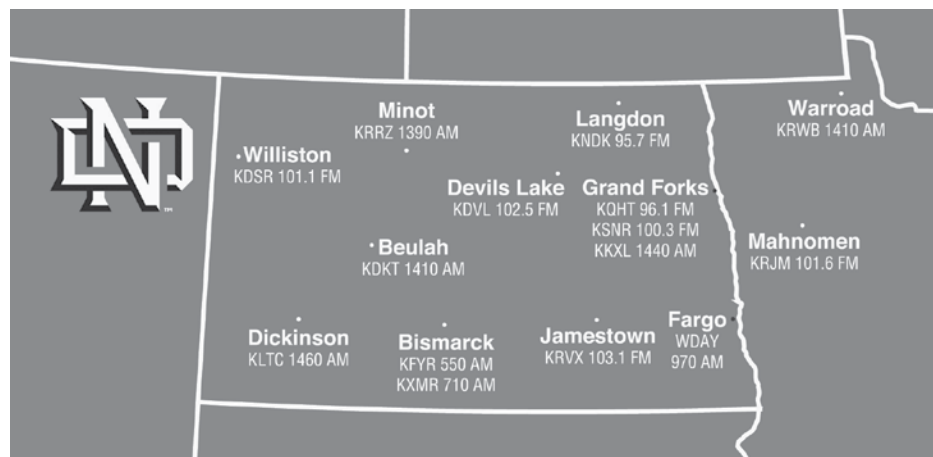
The UND Sports Radio Network produces live broadcasts for all football, men's hockey and men's and women's basketball games, as well as all home women's hockey games and a weekly Wednesday coaches show. Listen to the *UND Coaches Show* every Wednesday night from 6:30 to 7:30 p.m. on many UND Sports Radio Network stations.

2013-14 North Dakota Radio Network Affiliates

Grand Forks, N.D. (Flagships)	KQHT	FM 96.1 (The Fox)	Football, Men's Hockey
	KSNR	FM 100.3 (Cat Country)	Men's Basketball, Women's Basketball
	KKXL	AM 1440 (The Fan)	Women's Hockey, Coaches Show
Fargo, N.D.	WDAY	AM 970	Football, Hockey, Coaches Show, Game of the Week*
Bismarck, N.D.	KFYR	AM 550	Football, Men's Hockey
	KXMR	AM 710	Football, Men's Hockey, Coaches Show
Beulah, N.D.	KDKT	AM 1410	Football, Men's Hockey
Devils Lake, N.D.	KDVL	FM 102.5	Football, Men's Hockey
Dickinson, N.D.	KTLC	AM 1460	Football, Men's Hockey
Jamestown, N.D.	KRVX	FM 103.2	Men's Hockey
Langdon, N.D.	KNDK	FM 95.7	Football, Men's Hockey
Mahnomen, Minn.	KRJM	FM 101.5	Football, Men's Hockey
Minot, N.D.	KRRZ	AM 1390	Football, Men's Hockey
Williston, N.D.	KDSR	FM 101.1	Football, Men's Hockey, Coaches Show
Warroad, Minn.	KRWB	AM 1410	Men's Hockey
		FM 102.9	Men's Hockey




*Indicates Game of the Week broadcaster for volleyball, basketball, women's hockey





PRESIDENT

Dr. Robert Kelley



Dr. Robert Kelley began serving as UND's 11th president July 1, 2008.

He had been dean of the College of Health Sciences and professor of medical education and public health at the University of Wyoming since 1999.

Before then, he was associate vice chancellor for research and executive associate dean of the graduate college at the University of Illinois at Chicago, and professor of biological sciences

at the College of Liberal Arts and Sciences and professor of anatomy and cell biology at the College of Medicine, both at the University of Illinois at Chicago. At the University of New Mexico, he served as chair of anatomy and senior executive associate dean, as well as other faculty capacities. He has also taught at the University of California, Berkeley.


Kelley earned his bachelor's degree in biology and chemistry from Abilene Christian University in Abilene, Texas, in 1965, and his master's degree in 1966 and doctorate in 1969, both in cell and developmental biology from the University of California, Berkeley.

Kelley has served as chair of the Assembly for the Association of American Medical Colleges, chaired the Council of Academic Societies for the AAMC, and was a member of the executive board of the National Board of Medical Examiners, which is responsible for the U.S. medical licensure examination.

In addition, he has served the National Institutes of Health (NIH) on several study sections, served on the director's advisory board for NIH strategic planning, and chaired the Minority Biomedical Research Support Program advisory committee in the NIH Division of Research Resources. That program helped support research for historically black universities, tribal colleges, and "minority-majority" institutions.

Kelley also served as principal investigator for the University of Wyoming/Northern Rockies INBRE (IDeA Network of Biomedical Research Excellence), an NIH program which promotes biomedical research and connects the state's community colleges with the University of Wyoming.

He and his wife, Marcia, who was a lecturer in the University of Wyoming Department of Communication Disorders, have four children.



Sue Jenó, an associate professor in UND's Department of Physical Therapy, serves as the Faculty Athletics Representative (FAR) to the National Collegiate Athletics Association (NCAA), a position she has held the position since November 2006.

Jenó has served as a member of UND's Intercollegiate Athletics Committee (IAC) since 2001, as well as numerous other university committees, and was the chair of the University Senate during the 2005-06 academic year. She is also active in her professional organization, having served as treasurer of the North Dakota Physical Therapy Association for the nine years.

Jenó is a former NCAA Division I student-athlete and coach. After competing for the University of Michigan varsity synchronized swimming team, she graduated and served as an assistant coach for the Wolverines for two seasons.

Sue Jenó
Faculty Athletics
Representative



ATHLETICS DIRECTOR

Brian Faison

Brian Faison is in his sixth year as athletics director at the University of North Dakota. Faison assumed his duties at UND in May of 2008.

During his tenure UND has successfully completed the five-year reclassification process to Division I. Alumni and fan support have continued to grow: Champions Club and endowment giving have enjoyed seven straight record years, \$16.5 million in funding has been secured for Phase I of the UND Athletics High Performance Center with groundbreaking set for this fall; and last season men's hockey finished first and women's hockey fourth nationally in home attendance.

Media coverage has continued to grow with multi-year, multi-sport broadcast agreements with Midco Sports Network for television and Clear Channel for radio, with continuing expansion of social media.

In the classroom, student-athletes have continued to excel: this past year a record number of student-athletes were named to the Athletics Director's Honor Roll for the fall and spring semesters; a school-record 186 earned academic all-conference honors; six received academic all-district honors; three student-athletes were named Academic All-Americans; two received prestigious NCAA Post-Graduate Scholarships (the program's 35th and 36th recipients); and, volleyball, men's and women's cross country, women's basketball, women's golf, and men's and women's track and field all were recognized nationally for their academic performance.

Competition for UND last year resulted in three teams advancing to post-season play, five All-Americans and 120 student-athletes earning athletic conference, national or all-conference team honors.

Faison helped secure membership in the Big Sky Conference (BSC) for 14 of UND sports and landed men's swimming and diving and baseball in the Western Athletic Conference (WAC) joining women's swimming and diving. He also played a leadership role in the formation of the National Collegiate Hockey Conference (NCHC) joining Colorado College, Denver, Miami, Minnesota Duluth, St. Cloud State, Western Michigan and Nebraska Omaha.

With over 30 years of experience in intercollegiate athletics, Faison has served on several conference, regional and national sports committees. He currently chairs the NCHC Board of Directors, is a member of the BSC Eligibility and Administration committees, and serves on the NCAA Division I Men's Ice Hockey Committee.

Prior to joining UND he served as special assistant to the president (2004-08) and director of athletics at New Mexico State University (1999-04). Before that, he was national director of development for the National Children's Cancer Society (1995-99). Faison has also served as the director of athletics at Indiana State University (1988-95), assistant athletics director for development at the University of Louisville (1984-88) and assistant athletics director for promotions and fund raising at Illinois State University (1979-84). He also had stints as the assistant manager for athletic public relations (1978-79) and assistant director for alumni activities (1974-78) at the University of Missouri.

Faison received his bachelor's degree in 1972 from the University of Missouri and is a 1997 graduate of the National Planned Giving Institute.

Faison and his wife, Donna, have three sons: Jonathan, Matthew and Bradley, and a grandson, Harrison.





Daniella Irle

Deputy Director of Athletics /
Senior Woman Administrator

Daniella Irle is entering her sixth year on the UND Athletics administrative staff.

Irle's duties include departmental oversight of departmental policy and procedure, the office manager, HR and personnel, the compliance office, athletics academic services, strength and conditioning, sports medicine, and 14 of UND's 21 sports. She serves as the senior staff liaison with numerous University departments and monitors Title IX and Diversity rules and regulations to ensure that equity and diversity plans are updated, monitored and implemented.

Irle came from Tulane, where she served as the assistant athletics director of business and student services operations and had a successful 20-plus year career as a NCAA Division I swimming and diving coach prior to entering administration.



Kyle Doperalski

Associate Athletics Director,
External Operations

Kyle Doperalski, in his second year at UND, oversees external communications, broadcast properties and marketing for UND Athletics. He collaborates with the athletics director to secure media contracts, including television and radio rights, as well as new media opportunities.

Doperalski came to UND from New Mexico State University, where he served as a broadcast consultant and managed the Aggie Sports Radio Network.



Randy Magill

Associate Athletics Director,
Chief Financial Officer

In his second year at UND, Randy Magill directs all business operations for UND Athletics. He oversees all internal accounting, including property acquisition and control, bids, contract negotiations, cash receipts from sports, special events, facility usage, accounts payable and receivable, trade-out utilization, fund transfers and travel.

Magill, who possesses nearly 20 years of administrative experience in intercollegiate athletics, came to UND after spending the previous four years as senior associate athletics director for business affairs at the University of North Carolina-Wilmington.



Steve Brekke
Assoc. Athletics Director,
Development



Amanda Hajdu
Asst. Athletics Director,
Academic Services



Jayson Hajdu
Asst. Athletics Director,
Media Relations



Kara Helmig
Asst. Athletics Director,
Compliance



Dexter Albrecht
Director,
Ticket Sales



Nate Baukol
Director,
Strength & Conditioning



Nick Jensen
Director,
Corporate Partnerships



David Primus
Director,
Marketing



Paul Ralston
Director,
Broadcast Properties



Matt Schill
Director,
New Media



Brian Strom
Director, Aquatics
Head Diving Coach




Steve Westereng
Director,
Sports Medicine



Deb Beiswenger
Assistant,
Business Operations



Stacy Bjorlie
Coordinator,
Academic Services



Calin Burger
Assistant,
Academic Services



David Folske,
Editor,
New Media



Katie Horob
Associate Director,
Champions Club



Travis Kahlbaugh
Equipment Manager



Bert Klamm
Office Manager



Alex Kroke
Assistant,
Marketing



Ross LaDue
Assistant Director,
Media Relations



Erik Martinson
Assistant,
Business Operations



Jason Namanny
Assistant Director,
Marketing



Megan Nicholson
Coordinator,
Compliance



Ryan Powell
Associate Director,
Media Relations



Amy Stroup
Assistant to the
Athletics Director



Damilola Sule,
Assistant,
Compliance



Mitch Wigness
Assistant Director,
Media Relations



Head Coaches



J. Travis Brewster
Women's Basketball



Dick Clay
Cross Country



Jeff Dodson
Baseball



Kevin Galbraith
Track and Field



Dave Hakstol
Men's Hockey



Ashley Hardee
Volleyball



Brian Idalski
Women's Hockey



Brian Jones
Men's Basketball



Matt Kellogg
Soccer



Chris Maiello
Swimming & Diving



Natalie Martinson
Women's Golf



Chris Mussman
Football



Eric Oakley
Softball



Tim Swanson
Men's Golf



Tom Wynne
Tennis

Athletics Department Phone Directory

Athletics Department Staff - General phone line: 701.777.2234

Unless noted, all phone numbers begin with 77 followed by the 7-XXXX number, and are all in the 701 area code.

ADMINISTRATION

Athletic Department Phone7.2234
Athletic Department FAX.....7.2285

Faison, Brian (Director of Athletics)7.2993
Irlle, Daniella (Deputy AD/SWA)7.4036
Brekke, Steve (Assoc. AD, Development)7.6426
Doperalski, Kyle (Assoc. AD, External)7.2210
Magil, Randy (Assoc. AD, CFO)7.3481
Hajdu, Amanda (Asst. AD, Acad. Services) ..7.2110
Hajdu, Jayson (Asst. AD, Media Relations) ..7.2985
Helmig, Kara (Asst. AD, Compliance)7.5585
Mannausau, Mike (Champions Club)7.4216
Kahlbaugh, Travis (Equip. Mgr.)7.2987
Stroup, Amy (Assistant to the A.D.)7.2794
Klamm, Bert (Office Manager)7.2713

ACADEMIC SERVICES

Hajdu, Amanda (Asst. A.D.).....7.2110
Bjorlie, Stacy (Coordinator)7.2112
Burger, Calin (Assistant)7.5356

BASEBALL

Dodson, Jeff (Head Coach)7.4038
Field, J.C. (Associate Head Coach)7.2352
Devillers, Brian (Assistant Coach)7.2937

BASKETBALL - MEN'S

Jones, Brian (Head Coach)7.2974
Ahelegbe, Gameli (Assistant Coach)7.2976
Oliver, Dean (Assistant Coach)7.0483
Shay, Jason (Assistant Coach)7.3492
Grabowski, Steve (Director of Operations) ..7.3553
Abbott, Thelma (Administrative Assistant)7.3478

BASKETBALL - WOMEN'S

Brewster, J. Travis (Head Coach)7.6214
Pollari, Brent (Assistant Coach)7.2980
Sussex, Val (Assistant Coach)7.3253
Youngblut, Mallory (Assistant Coach)7.6740
Voigt, Jackie (Director of Operations)7.6069
Abbott, Thelma (Administrative Assistant) ...7.3478

BUSINESS OPERATIONS

Randy Magill (Assoc. AD, CFO)7.3481
Beiswenger, Debbie (Assistant)7.3366
Martinson, Erik (Assistant)7.0835

CHAMPIONS CLUB/ALUMNI ASSOCIATION

Brekke, Steve (Assoc. AD, Development)7.6426
Mannausau, Mike (Asst. AD, CC)7.4216
Horob, Katie (Associate Director, CC)7.4078
Alumni 800 TN800.543.8764

CHEER TEAM

Linert, Breanna (Coach)651.249.9299

COMPLIANCE

Helmig, Kara (Asst. AD, Compliance)7.5585
Nicholson, Megan (Coordinator)7.3169
Sule, Damilola (Assistant)7.5161

FOOTBALL

Mussman, Chris (Head Coach)7.3176
Kotelnicki, Josh (Asst. Head Coach)7.4863
Boyd, Benny (Assistant Coach)7.2229
Cunningham, Mike (Assistant Coach)7.4193
Freund, Danny (Assistant Coach)7.2229
Myers, Kyle (Assistant Coach)7.2229
Nurse, Wes (Assistant Coach)7.2229
Schleusner, Luke (Assistant Coach)7.4192
Schwenzfeier, Joel (Assistant Coach)7.4193
Thier, Jason (Assistant Coach)7.2229
Kopp, Dallas (Equipment)7.2340
Klug, Cindy (Administrative Assistant)7.4191

GOLF - MEN'S

Swanson, Tim (Head Coach)7.2155

GOLF - WOMEN'S

Martinson, Natalie (Head Coach)7.3036

HOCKEY - MEN'S

Hakstol, Dave (Head Coach)7.3118
Berry, Brad (Assistant Coach)7.2654
Jackson, Dane (Assistant Coach)7.3117
Swanson, Patrick (Director of Operations) ..7.3110
Rannells, Andy (Equipment Manager)7.3110
Pester, Carmen (Administrative Assistant) ..7.3103

HOCKEY - WOMEN'S

Idalski, Brian (Head Coach)7.6490
Elander, Peter (Associate Head Coach)7.6492
Fabian, Erik (Assistant Coach)7.6491
Vaughan, Kevin (Manager of Operations)7.6092
Reception7.6697

MARKETING, PROMOTIONS, & SALES

Primus, David (Director, Marketing)7.2237
Nammany, Jason (Asst. Director, Marketing) ... TBA
Kroke, Alex (Marketing Assistant)7.1373
Albrecht, Dexter (Director, Ticket Sales)7.4852
Jensen, Nick (Dir. Corporate Partnerships) ..7.5373
Ralston, Paul (Dir. Broadcast Properties)7.3210

MEDIA RELATIONS

Hajdu, Jayson (Asst. AD, Media Relations) ..7.2985
Powell, Ryan (Associate Director)7.2986
Folske, David (Editor, New Media)7.2668
LaDue, Ross (Assistant Director)7.6743
Schill, Matt (Director, New Media)7.2668
Wigness, Mitch (Assistant Director)7.4210

SOCCER

Kellogg, Matt (Head Coach)7.3972
Webb, Stephanie (Assistant Coach)7.3684

SOFTBALL

Oakley, Eric (Head Coach)7.4952
Montalto, Amanda (Assistant Coach)7.2353
Richards, Jessica (Assistant Coach)7.2353

SPORTS MEDICINE

Westereng, Steve (Director)7.3886
Tracy, Robin (Physical Therapist)7.4845
Ziegler, Cathy (Physical Therapist)7.4846
Flatt, John (Asst. AT)7.2977
Poolman, Mark (Asst. AT)7.3107
Rambough, Audrey (Asst. AT)7.3177
Sand, Eric (Asst. AT)7.0723
Vanderpan, McKynsay (Asst. AT)7.6147
White, Christy (Asst. AT)7.0723

STRENGTH & CONDITIONING

Baukol, Nate (Head Coach)7.4035
Lofgren, Adam (Assistant Coach)7.3933

Parsons, Adam (Assistant Coach)7.3933
Schwenzfeier, Aaron (Assistant Coach)7.3933
SaariBovre, Ben (Assistant Coach)7.3933

SWIMMING & DIVING

Maiello, Chris (Head Coach)7.2766
Strom, Brian (Diving Coach/Dir. of Aquatics) ..7.3050
Harris, Anthony (Assistant Coach)7.2454
Nellis, Dayna (Assistant Coach)7.2454
Swim ND7.4451

TENNIS

Wynne, Tom (Head Coach)7.4758
Gombera, Tanya (Assistant Coach)7.4758

TICKET OFFICE

Reardon, Heather (Manager)7.4694
Ticket Office (REA)7.0855
REA Ticket Office FAX7.6646
Student Ticket Office7.3666

TRACK & FIELD/CROSS COUNTRY

Galbraith, Kevin (Head Track Coach)7.2361
Clay, Dick (Head Cross Country Coach)7.2979
Jones, Drew (Assistant Coach)7.0446
Silvers, Joe (Assistant Coach)7.2361

VOLLEYBALL

Hardee, Ashley (Head Coach)7.2351
Brown, Dan (Assistant Coach)7.2508
Joki, Erin (Assistant Coach)7.2508

OTHER DEPT. NUMBERS

Jeno, Sue (Faculty Athletics Rep.)7.3662
Evans, Julie (Title IX Coord./AA Officer)7.4171
Facilities7.2591
Hyslop Conference Room7.2364
Pride of the North Band7.4396
Ray Richards Golf Course7.4340
NoDak Nation7.3666
Training Room (Hyslop)7.2977
Training Room (Memorial Stadium)7.4487
Weight Room (Memorial Stadium)7.6417



UND ATHLETICS MEDIA RELATIONS



Jayson Hajdu
Assistant Athletics Director,
Media Relations

Ryan Powell
Associate Director,
Media Relations

Ross LaDue
Assistant Director,
Media Relations

Mitch Wigness
Assistant Director,
Media Relations

Matt Schill
Director,
New Media

David Folske
Editor,
New Media

General

Hyslop Sports Center Rm 127
2751 2nd Ave N Stop 9013
Grand Forks, ND 58202-9013
Fax: 701.777.4352

Asst. A.D./Media Relations (Contact)

Jayson Hajdu
Men's Hockey, Cross Country, Track and Field
Office: 701.777.2985
Cell: 701.740.659
E-mail: jayson.hajdu@athletics.UND.edu

Associate Director

Ryan Powell
Football, Men's Basketball, Golf
Office: 701.777.2986
Cell: 701.213.5921
E-mail: ryan.powell@athletics.UND.edu

Assistant Director

Ross LaDue
Women's Hockey, Soccer, Softball, Tennis
Office: 701.777.6743
Cell: 507.828.3021
E-mail: ross.ladue@athletics.UND.edu

Assistant Director

Mitch Wigness
Women's Basketball, Volleyball, Swimming,
Baseball
Office: 701.777.4210
Cell: 320.266.2420
E-mail: mitchell.wigness@athletics.UND.edu

New Media, Director

Matt Schill
Office: 701.777.2668
Cell: 218.791.9561
E-mail: matthew.schill@athletics.UND.edu

New Media, Editor

David Folske
Office: 701.777.2668
Cell: 701.206.0585
E-mail: david.c.folske@my.UND.edu

Media Relations Photographers

Peter Bottini
Shawna Widdell

Media Relations Interns

Emily Aasand
Alyssa Carlson
Courtney Gonzalez
Chris Hall
Michelle Hamilton
Jenna Jorgensen

New Media Interns

Peter Bottini
Eric Classen
David Folske
Brittany Lindgren
Andrew Parr
Zach Truskowski
Zack Worthy
Seth Young

Hockey Press Box Staff

Erik Martinson (Statistics Coordinator)
Olivia Daly
Bill Hurley
Lisa Martinez
Mitchell Martinson
Natalie Martinson
Shane Omdahl
Jeremy O'Keefe
Jade Schirado

NCHC SIDs

Colorado College: Dave Moross
o: 719.389.6755 / c: 719.492.4347
dmoross@coloradocollege.edu

Denver: Randy Press
o: 303.871.2390 / c: 303.908.0439
randall.press@du.edu

Miami: Dave Meyer
o: 513.529.4329 / c: 419.265.0284
meyerd@miamioh.edu

Minnesota Duluth: Bob Nygaard
o: 218.726.8191 / c: 218.341.0524
bnygaard@d.umn.edu

Nebraska Omaha: Dave Ahlers
o: 402.554.3387 / c: 402.332.8329
dahlers@unomaha.edu

St. Cloud State: Tom Nelson
o: 320.308.2141 / c: 320.224.0813
tcnelson@stcloudstate.edu

Western Michigan: Adam Bodnar
o: 269.387.4122 / c: 269.760-5133
adam.e.bodnar@wmich.edu

Non-Conference SIDs

Bemidji State: Brad Folkestad
o: 218.755.4603 / c: 218.308.1115
bfolkestad@bemidjistate.edu

Boston University: Brian Kelley
o: 617.353.2872 / c: 617.595.6999
bkelley@bu.edu

Northern Michigan: Calvin Larson
o: 906.227.1917
calarson@nmu.edu

St. Lawrence: Wally Johnson
o: 315.229.5588 / c: 315.854.4268
wjohnson@stlawu.edu

Vermont: Alastair Ingram
o: 802.656.1109 / c: 339.927.0097
alastair.ingram@uvm.edu





PRESS BOX

The press box is located on the east side of Ralph Engelstad Arena.

Press may enter the arena at the main entrance (east side) and sign in to pick up their credentials between the Sioux Shop and main office. Media parking will be available in the northeast parking lot. You must have a media parking pass (call in advance) to enter the lot or you will be directed to the general parking lots. Members of the press will be seated in the main press box based on space availability.

MEDIA CREDENTIALS

Credentials will be issued ONLY to working media, sports information personnel, league officials or staff members of competing institutions with a legitimate need for access to the press box. All requests for working media credentials for the 2013-14 season must be made in advance with Jayson Hajdu (701.777.2985) in the UND media relations office.

Please make requests at least one week prior to the game you plan on covering. You may pick up your parking passes in the Ralph Engelstad Arena main office before 4 p.m. on game days.

INTERVIEWS

Requests for interviews with players or members of the coaching staff may be made through the UND media relations office. Players will return phone calls from the media either collect or from the media relations office. Please make arrangements through the media relations office. Mornings are the best time to reach head coach Dave Hakstol. Players and coaches are available for media interviews between 1-2 p.m. each Wednesdays during the season. It would be appreciated if media would call ahead to inform the media relations office of their attendance at practice.

Coach Hakstol will be available for post-game interviews. Players will be available in the media room for post-game interviews only. The locker room and the training room are off limits to the media.

NO media interviews will be conducted with players prior to games.

RADIO AND TELEVISION

The Engelstad Arena press box has two electronic media booths from which on-air radio talent may broadcast games. One is reserved for UND's home radio station and one for the visiting radio station. On-air television talent can also be accommodated. Stations wishing to broadcast games from Engelstad Arena are asked to contact Jayson Hajdu in the UND media relations office at least three weeks in advance of the games you intend to cover.

PHOTOGRAPHERS

Photography credentials are issued to media and departmental photographers only. Photographers must remain in designated areas of the arena. Penalty box space is limited and space will be assigned as available.

PRESS BOX OPERATIONS

Game programs, game notes, line charts, statistics and media guides will be available in the press box prior to all home games.

Shot charts and period statistics will be distributed after each period while a complete game summary will be available following the conclusion of the game.

Remote statistics displays provide radio and television announcers with information on scoring, penalties and other game information.

Media have access to phones (credit card and collect calls), electrical outlets and wireless internet access in the press box.

Cheering and betting in the press box will not be tolerated and violators will be removed from the press box.

ON RADIO AND TELEVISION

The University of North Dakota signed a three-year contract with an option for a fourth year with Clear Channel Communications (N.D.) in August 2009 to serve as the flagship for Fighting UND hockey radio broadcasts.

Twelve stations broadcast UND hockey throughout North Dakota, Minnesota, Montana and Canada. The flagship station for Sioux hockey is KQHT "The FOX" 96.1 FM. Play-by-play duties are handled by Tim Hennessy.

Additional Clear Channel stations carrying Sioux hockey include: KDKT Beulah 1410, KFYZ/KXMR Bismarck 550/710, KDVL Devils Lake 102.5 FM, KTLC Dickinson 1460 AM, WDAY Fargo 970 AM, KNDK Langdon 95.7 FM, KRJM Mahanomen 101.5 FM, KRRZ Minot 1390 AM, KRWB Warroad 1410 AM, KDSR Williston 101.1 FM and KRXX Wimbeldon 103.1 FM.

All home games can be seen live on Midco Sports Network and select NCHC games will be broadcast live on CBS Sports Network.

PRIMARY MEDIA OUTLETS

Grand Forks Herald

Hockey Beat Writer: Brad Schlossman
E-mail: bschlossman@gfherald.com
Phone: 701.7801129

Fargo Forum

Sports Editor: Kevin Schnepf
E-mail: kschnepf@forumcomm.com
Phone: 701.241.5546

Bismarck Tribune

Sports Editor: Lou Babiarz
E-mail: lou.babiarz@bismarcktribune.com
Phone: 701.223.2500

Minot Daily News

Sports Editor: Daniel Allar
E-mail: dallar@minotdailynews.com
Phone: 701.857.1900

Dakota Student

Sports Editor: Elizabeth Erickson
E-mail: Erickson.e11@gmail.com
Phone: 701.777.2677

Associated Press (N.D.)

E-Mail: ndsports@ap.org
Phone: 800.472.2186

Clear Channel Radio

Sports Director: Tim Hennessy
E-mail: cctimh@hotmail.com
Phone: 701.746.1417

Leighton Broadcasting (KNOX Radio)

Phone: 701.775.4611

KFGO Radio

Sports Director: Jack Michaels
E-mail: jackmichaels@radiofargomoorhead.com
Phone: 701.237.5346

Dakota News Network

Sports Director: Steve Carlson
E-mail: stevecarlson@dakotanewsnetwork.com
Phone: 701.237.5000

WDAZ-TV (ABC)

Sports Director: Pat Sweeney
E-mail: psweeney@wdaz.com
Phone: 701.775.2511

WDAY-TV & Radio (ABC)

Sports Director: Dom Izzo
E-mail: dizzo@wday.com
Phone: 701.237.6500

Valley News Live (NBC & CBS, Fargo)

Sports Director: Jamal Spencer
E-mail: jamals@valleynewslive
Phone: 701.237.5211

KVRR-TV (FOX)

Sports Director: Jim Nelson
E-mail: jnelson@kvrr.com
Phone: 701.277.1515



NORTH DAKOTA QUICK FACTS

GENERAL

School North Dakota
Location Grand Forks, ND (58202)
Founded 1883
Enrollment 15,143 (Fall 2013)
Nickname None
School Colors Kelly Green & White
National Affiliation NCAA Division I
Conference National Collegiate Hockey Conference (NCHC)
President Dr. Robert Kelley
Director of Athletics Brian Faison
Senior Woman Administrator Daniella Irlé
Faculty Athletics Representative Sue Jenó
Athletic Dept. Phone 701.777.2234
Ticket Office Phone 701.777.0855
Home Arena (Capacity) Ralph Engelstad Arena (11,634)
Press Box Phone 701.777.3571 or 3572

HISTORY

First Year of Hockey 1946-47
All-time Record 1,377-910-129 (.597)
NCAA Championships 7
NCAA Tournament Appearances 28
Conference Championships (WCHA) 15
Conference Tournament Championships (WCHA) 11

HOCKEY STAFF

Head Coach Dave Hakstol (UND '96)
Record at UND 235-119-37 (.648) / 10th year
Career Record as Head Coach Same
Hakstol's Office Phone 701.777.3103
Assistant Coach Brad Berry
Assistant Coach Dane Jackson
Volunteer Assistant Coach Karl Goerhing
Director of Hockey Operations Patrick Swanson
Equipment Manager Andy Rannells
Athletic Trainer/Strength & Conditioning Mark Poolman
Team Physician Dr. Greg Greek
Administrative Assistant Carmen Knutson

TEAM INFORMATION

2012-13 Overall Record 22-13-7
NCAA Finish NCAA West Region final (lost to Yale)
2012-13 WCHA Record/Finish 14-7-7 / 3rd
2012-13 Home Record 11-4-6
2012-13 Away Record 9-7-1
2012-13 Neutral Record 2-2-0
Letterwinners Returning/Lost 18 (12 F, 4 D, 2 G) / 8 (4 F, 3 D, 1 G)

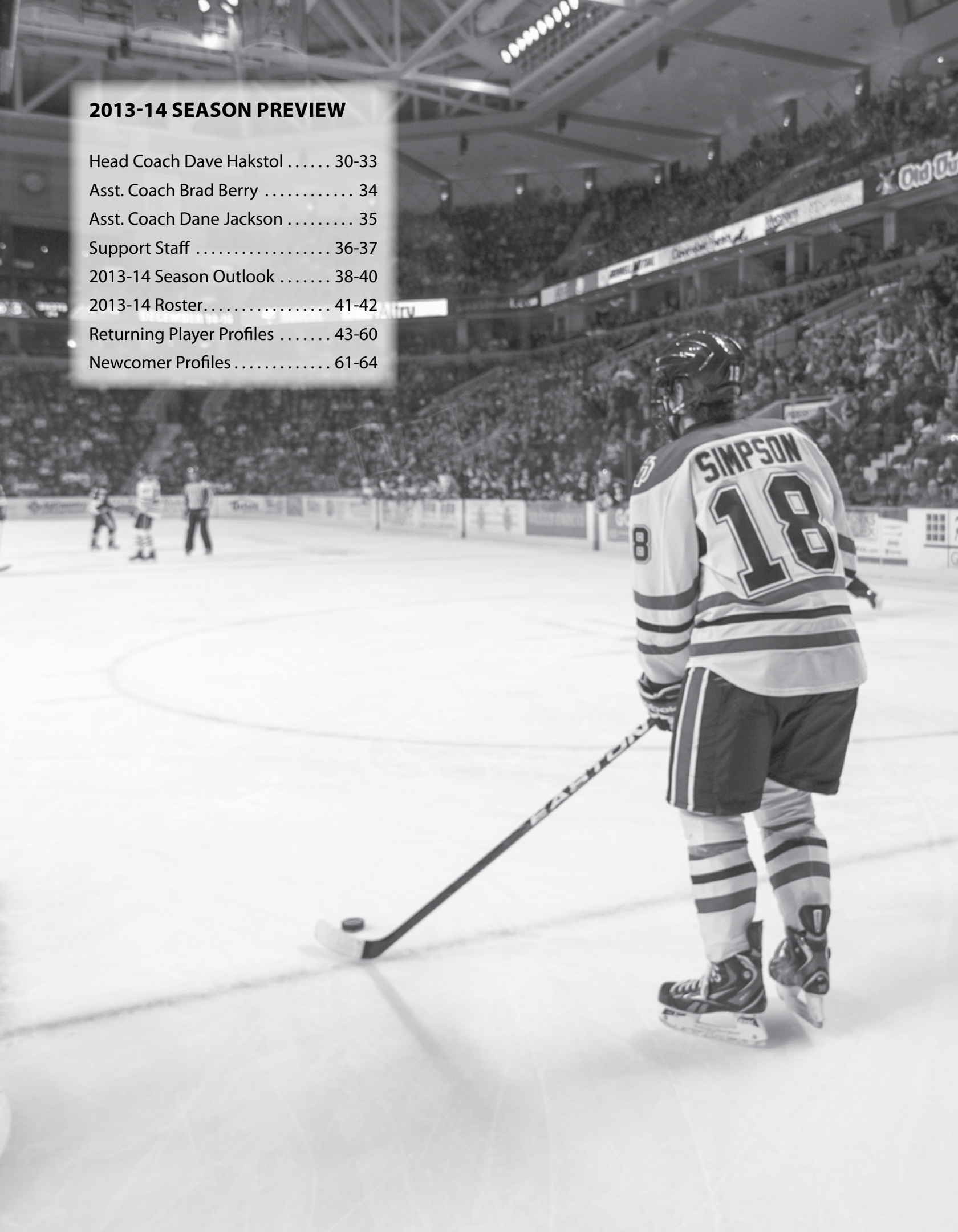
MEDIA RELATIONS

Assistant Athletics Director/MHKY Contact Jayson Hajdu
Office Phone 701.777.2985
Cell Phone 701.740.7659
Fax 701.777.4352
E-mail jayson.hajdu@athletics.UND.edu
Athletics Website www.undsports.com
Athletics on Facebook www.facebook.com/undsports
Athletics on Twitter www.twitter.com/undsports
 www.twitter.com/undmhockey
 www.twitter.com/undsid



2013-14 SEASON PREVIEW

Head Coach Dave Hakstol	30-33
Asst. Coach Brad Berry	34
Asst. Coach Dane Jackson	35
Support Staff	36-37
2013-14 Season Outlook	38-40
2013-14 Roster	41-42
Returning Player Profiles	43-60
Newcomer Profiles	61-64





DAVE HAKSTOL



Head Coach

Years at UND: 14th

Years as Head Coach: 10th

Hometown: Warburg, Alberta

Alma Mater: North Dakota ('96)



Now in his 10th season as the head coach at the University of North Dakota, Dave Hakstol has established himself as one of the most accomplished and well-respected bench bosses in NCAA hockey.

The only active Division I coach with a winning record in every season of his career, Hakstol has guided his teams to either an NCAA Frozen Four berth, a conference regular season championship or a conference playoff title in nine of his 10 seasons.

Through his first nine seasons as UND head coach, Hakstol has become the third-winningest coach in program history, compiling a 235-119-37 (.648) overall record.

A six-time finalist for the Spencer Penrose Award as national coach of the year, Hakstol has guided UND to five NCAA Frozen Four appearances, four WCHA Final Five playoff championships, two WCHA regular season titles and has advanced to the NCAA postseason in each of his nine years. He was named WCHA Coach of the Year in 2008-09.

Last season Hakstol guided the men's hockey program to its 11th consecutive NCAA postseason appearance, the longest active streak in Division I men's hockey. Seniors Danny Kristo and Corban Knight were both named Hobey Baker Award finalists and All-Americans, while sophomore defenseman Nick Mattson distinguished himself in the classroom by earning CoSIDA Academic All-District honors.

UND also reinforced its reputation as the top draw in NCAA Division I men's hockey by leading the nation in average home attendance (11,592), the only program in the country to average better than 10,000 fans per home game.

In 2011-12, Hakstol led an injury-depleted team to an unprecedented third consecutive Broadmoor Trophy as WCHA Final Five champions and was named Inside College Hockey's National Coach of the Year. With eight players missing 110 games due to injury, UND was forced to dress fewer than 18 skaters on 14 occasions, yet went 11-3 in those games, earned the No. 1 seed in the NCAA West Regional, and advanced to the regional championship game for the sixth time in eight years.

In the classroom, senior Brad Eidsness was named 2011-12 WCHA Most Outstanding Student-Athlete of the Year while also receiving postgraduate scholarships from the WCHA and NCAA.

Hakstol, 35 years old when he was named UND's head men's hockey coach on July 9, 2004, is just the 15th head men's hockey coach in school history and only the program's fourth head coach in the past 44 years. Hakstol, who wore the Kelly Green and White from 1989-92, is also just the fifth former UND player to also become head coach at North Dakota.

THE DAVE HAKSTOL FILE

Birthdate

- July 30, 1968

Hometown

- Warburg, Alberta

Education

- Bachelor's Degree: Financial Management (UND '96)

Family

- Wife, Erinn; daughter, Avery; son, Brenden

Coaching

- 2004-present: Head Coach, University of North Dakota
- 2000-04: Associate Head Coach, University of North Dakota
- 1996-00: General Manager/Head Coach, Sioux City (USHL)
- 1998: Head Coach, USA/USHL Team, IIHF Four Nations Cup
- 1998: Head Coach, Central District Team USA, Select 16 Festival

Coaching Awards

- Six-time Spencer Penrose Award finalist (2005-09, 2011)
- 2011-12: Inside College Hockey National Coach of the Year
- 2008-09: WCHA Coach of the Year
- 1997-98: USHL Coach of the Year

Playing Career

- 1994-96: Minnesota Moose (IHL)
- 1992-94: Indianapolis Ice (IHL)
- 1989-92: University of North Dakota



UND's 45 NCAA and WCHA playoff wins during Hakstol's first nine years were 15 more than any other WCHA team during that time.



DAVE HAKSTOL'S COACHING RECORD

YEAR	CONFERENCE				CONF. FINISH	WCHA PLAYOFFS	OVERALL				NCAA TOURN.
	W	L	T	PCT.			W	L	T	PCT.	
2004-05	13	12	3	.611	5th	3rd	25	15	5	.611	Runner-up
2005-06	16	12	0	.571	t-4th	1st	29	16	1	.641	Semifinals
2006-07	13	10	5	.554	3rd	2nd	24	14	5	.616	Semifinals
2007-08	18	7	3	.696	2nd	3rd	28	11	4	.698	Semifinals
2008-09*	17	7	4	.679	1st	4th	24	15	4	.605	Reg. Semi.
2009-10	15	10	3	.589	t-4th	1st	25	13	5	.640	Reg. Semi.
2010-11	21	6	1	.768	1st	1st	32	9	3	.761	Semifinals
2011-12	16	11	1	.589	4th	1st	26	13	3	.655	Reg. Final
2012-13	14	7	7	.625	3rd	4th	22	13	7	.607	Reg. Final
TOTALS	143	82	27	.621			235	119	37	.648	

- NCAA Appearances: 9
- NCAA Frozen Four Appearances: 5
- NCAA Championship Game Appearances: 1
- WCHA MacNaughton Cup Championships: 2
- WCHA Final Five Appearances: 8
- WCHA Final Five Championship Appearances: 5
- WCHA Final Five Championships: 4

* - Named WCHA Coach of the Year

Hakstol joined rare company when he took UND to the Frozen Four in his first four seasons as a collegiate head coach, joining Jack Parker and Doug Woog as the only three coaches to accomplish that feat.

In Hakstol's first season (2004-05) as head coach, he led a team with nine seniors to the Frozen Four. In his second season (2005-06), he led a team with 13 freshmen and just two seniors to the Frozen Four.

In his third season, Hakstol took UND to the Frozen Four yet again, and sophomore forward Ryan Duncan won the Hobey Baker Memorial Award as the best player in college hockey.

In 2007-08, his fourth season, Hakstol led UND to a 28-11-4 overall record and 18-7-3 WCHA mark (second place).

UND went 24-15-4 overall and 17-7-4 in conference play in 2008-09 en route to its WCHA-leading 14th league championship. Hakstol was also recognized as WCHA Coach of the Year for the first time in his career.

In 2009-10, Hakstol and UND added another piece of hardware to the program's championship lore with a Broadmoor Trophy as the WCHA Final Five champions, the second Broadmoor Trophy of Hakstol's distinguished tenure. Hakstol led UND to a 25-13-5 overall record and a 15-10-3 WCHA mark, landing an eighth straight NCAA postseason appearance.

In 2010-11, Hakstol led UND to a second MacNaughton Cup in three years as WCHA champions, giving UND an NCAA men's hockey-leading 15 conference titles. UND also won its second straight Broadmoor Trophy as WCHA playoff champions. In the process, Hakstol's squad turned in the third-winningest season (32 wins) in the program's illustrious history.

Three of Hakstol's players garnered All-America honors in 2010-11: forward Matt Frattin (first team), defenseman Chay Genoway (first team) and goalie Aaron Dell (second team). Frattin, who led the nation with 36 goals, was also a Hobey Baker Award 'Hobey Hat Trick' finalist and the WCHA Player of the Year. He would debut for the Toronto Maple Leafs on Hockey Night in Canada that same season. Genoway was named the WCHA's Most Outstanding Student-Athlete, while Dell won a school-record 30 games, toppling a 24-year-old record previously held by Hockey Hall of Famer Ed Belfour.

The trademark of North Dakota hockey during Hakstol's tenure has been UND's ability to play its best hockey at the most crucial time of the year – in the playoffs.

During his first nine years, Hakstol has led UND to an overall postseason record of 45-18 (.714) that includes a 32-10 WCHA playoff record and 13-9 NCAA playoff mark. UND's 45 combined NCAA and conference playoff wins the last nine seasons were 15 more than any other WCHA team during that time.

HAKSTOL IN THE POSTSEASON

North Dakota led all WCHA teams in conference playoff wins and overall playoff wins over the past nine seasons since Dave Hakstol was named UND head coach. UND also leads all NCAA DI programs in number of Frozen Four appearances during Hakstol's tenure:

WCHA Playoff Records (WCHA only)

Wins	Team
32-10	North Dakota
22-12	Denver
22-12	Wisconsin
19-14	Minnesota
15-16	St. Cloud State
15-17	Colorado College
14-14	Minnesota Duluth
6-17	Michigan Tech
5-18	Minnesota State
4-17	Alaska Anchorage
3-5	Bemidji State*
1-6	Nebraska Omaha*

WCHA Playoff Records (WCHA & NCAA)

Wins	Team
45-18	North Dakota
30-15	Wisconsin
27-18	Denver
22-19	Minnesota
19-16	Minnesota Duluth
18-20	St. Cloud State
18-21	Colorado College
6-17	Michigan Tech
5-19	Minnesota State
4-17	Alaska Anchorage
3-5	Bemidji State*
1-8	Nebraska Omaha*

*Indicates record since joining WCHA

NCAA Playoff Records (NCAA only)

Wins	Team
19-5	Boston College (5 Frozen Fours)
13-9	North Dakota (5 Frozen Fours)
8-4	Wisconsin (2 Frozen Fours)
8-8	Miami (2 Frozen Fours)
6-2	Minnesota Duluth (1 Frozen Four)
6-3	Michigan State (1 Frozen Four)
6-5	Notre Dame (2 Frozen Fours)
5-6	Denver (1 Frozen Four)
5-6	Minnesota (2 Frozen Fours)
5-8	Michigan (2 Frozen Fours)
5-8	New Hampshire
5-1	Yale (1 Frozen Four)
4-4	Boston University (1 Frozen Four)
4-4	Maine (2 Frozen Fours)
3-1	Ferris State (1 Frozen Four)
3-2	Massachusetts-Lowell (1 Frozen Four)
3-2	Union (1 Frozen Four)
3-4	St. Cloud State (1 Frozen Four)
3-5	Cornell
2-1	Quinnipiac (1 Frozen Four)
2-1	RIT (1 Frozen Four)
2-2	Vermont (1 Frozen Four)
2-3	Bemidji State (1 Frozen Four)
2-4	Colorado College (1 Frozen Four)
1-1	Clarkson
1-1	Holy Cross
1-1	Massachusetts

*Includes teams with at least one NCAA playoff win



Hakstol congratulates UND sophomore Ryan Duncan at a news conference in St. Louis, Mo., after Duncan was named the 2007 Hobey Baker Memorial Award winner.



“All of Hakstol’s teams have been totally unified. Their unselfish play and teamwork is something that every team would like to have, vows to have, or pretends to have. North Dakota has it, and no other team matches the family-style unity of the Fighting Sioux.”

– longtime WCHA writer John Gilbert.

UND has also furthered its reputation for doing an outstanding job in preparing players for professional hockey careers and careers beyond hockey. Last season, more than 50 products of the program played professionally, including 13 who played in the National Hockey League. Among the 13 was former All-American Jonathan Toews, who captained the Chicago Blackhawks to their second Stanley Cup in the last four years.

In the last seven seasons alone, 12 of Hakstol’s former UND players have debuted the NHL the year after completing their collegiate careers, including Chay Genoway (2011-12), Brad Malone (2011-12), Matt Frattin (2010-11), Chris VandeVelde (2010-11), T.J. Oshie (2008-09), Chris Porter (2008-09), Taylor Chorney (2008-09), Brian Lee (2007-08), Brock Nelson (2012-13), Matt Smaby (2007-08), Drew Stafford (2006-07) and Travis Zajac (2004-06).

In 2007-08, Toews made the jump directly to the Blackhawks after playing two years at UND. He was a finalist for the NHL’s Rookie of the Year Award and in the summer of 2008 was named the captain of the Blackhawks, becoming the third-youngest captain in NHL history. Toews was 20 years and 79 days old when he assumed the role as Chicago’s captain. In 2010, Toews led the Blackhawks to their first Stanley Cup Championship in 49 years, capturing Conn Smythe Trophy honors as playoff MVP in the process. Earlier that same year, Toews led Canada to a gold medal at the Olympics in Vancouver and was named the tournament’s top forward.

In the last nine seasons, 40 UND players have been selected in the NHL Entry Draft, including an NCAA-leading six players in 2013. Seven of Hakstol’s players have been drafted in the first round: Jordan Schmaltz (25th overall, 2012), Derek Forbort (15th overall, 2010), Brock Nelson (30th overall, 2010), Jonathan Toews (3rd overall, 2006), Brian Lee (9th overall, 2005), T.J. Oshie (24th overall, 2005) and Joe Finley (27th overall, 2005).

UND men’s hockey players are also outstanding students. Last season, 11 players earned WCHA All-Academic honors, including three who were named WCHA Scholar-Athletes. In 2010-11, a school-record 16 student-athletes were named to the WCHA All-Academic team. In all, 97 of Hakstol’s players have been named to the WCHA All-Academic Team and 25 have been chosen WCHA Scholar-Athletes. In 2008-09, junior defenseman Chay Genoway, was named to the ESPN the Magazine Academic All-America third team.

In 2007-08, 10 UND men’s hockey players earned WCHA All-Academic honors, most in the league. In 2006-07, 11 UND players were named to the WCHA All-Academic team, tying for the WCHA league high.

Taking over a tradition-rich program that is synonymous with the word “excellence” was no small task, but Hakstol’s background prepared him for the challenge. Prior to taking over as UND’s head coach, the former Fighting Sioux captain was a member of Dean Blais’s coaching staff for four seasons and in that stint helped coach the program to a 101-47-19 (.662) overall record and 63-33-16 (.634) WCHA record.



DAVE HAKSTOL VS. OPPONENTS

Air Force.....	1-0-0 (.1000)	Michigan Tech.....	27-6-2 (.800)
Alaska.....	1-1-0 (.500)	Minnesota.....	17-14-4 (.543)
Alaska Anchorage.....	16-7-3 (.673)	Minnesota Duluth.....	19-7-3 (.707)
Bemidji State.....	17-1-2 (.900)	Minnesota State.....	23-4-2 (.828)
Boston College.....	1-5-1 (.214)	Nebraska Omaha.....	5-3-0 (.625)
Boston University.....	2-2-0 (.500)	New Hampshire.....	2-1-1 (.625)
Canisius.....	2-0-0 (1.000)	Niagara.....	2-0-0 (1.000)
Clarkson.....	1-0-0 (1.000)	Northeastern.....	3-0-1 (.875)
Colorado College.....	16-12-1 (.569)	Notre Dame.....	2-1-2 (.600)
Cornell.....	2-2-0 (.500)	Ohio State.....	1-0-0 (1.000)
Dartmouth.....	1-0-0 (1.000)	Princeton.....	1-0-0 (1.000)
Denver.....	14-16-1 (.468)	Rensselaer.....	1-0-0 (1.000)
Harvard.....	4-1-1 (.750)	Robert Morris.....	2-0-0 (1.000)
Holy Cross.....	3-0-0 (1.000)	Quinnipiac.....	2-0-0 (1.000)
Maine.....	3-4-1 (.438)	St. Cloud State.....	22-11-7 (.638)
Massachusetts.....	0-1-0 (.000)	St. Lawrence.....	1-0-0 (1.000)
Merrimack.....	2-0-0 (1.000)	Western Michigan.....	1-0-0 (1.000)
Miami.....	1-0-1 (.750)	Wisconsin.....	13-14-3 (.483)
Michigan.....	2-1-0 (.667)	Yale.....	0-2-0 (.500)
Michigan State.....	1-2-0 (.333)		

During Hakstol's four years under Blais, UND won two WCHA titles, made three NCAA appearances and finished as the 2001 national runnerup.

Named a UND assistant coach on July 1, 2000, Hakstol was elevated to associate head coach in December 2000, and he served as the team's recruiting coordinator in his four seasons working under Blais.


Prior to joining the UND staff on July 1, 2000, Hakstol spent four seasons (1996-2000) as the general manager and head coach of the Sioux City Musketeers of the United States Hockey League, posting winning seasons in his last three seasons. Overall, Hakstol had a 101-109-13 record with the Musketeers. He was named the USHL Coach of the Year in 1997-98, when he led Sioux City to a 32-21-3 record.

While coaching at Sioux City, Hakstol also coached the 1998 USA/USHL hockey team at the IIHF Four Nationals Cup in Oslo, Norway, and he was the head coach of the Central District team (USA Hockey) at the National Select 16 Festival in Ann Arbor, Mich., in 1998.

Before beginning his coaching career, Hakstol played professional hockey with the IHL's Minnesota Moose from 1994-96, serving as team captain for two years, and with the IHL's Indianapolis Ice from 1992-1994, serving as team captain for one season. In five professional seasons, Hakstol played in 250 games, scoring 12 goals and recording 37 assists. He also accumulated 455 penalty minutes.

As a defenseman on the UND hockey team from 1989-92, Hakstol was a three-year letterwinner and served as team captain from 1990 to 1992. He played in 107 games for UND, scoring 10 goals and adding 36 assists for 46 points. He had 77 penalties for 191 minutes.

Hakstol and his wife, Erinn, have two children: daughter Avery and son Brenden.



Hakstol served as captain of the Fighting Sioux in each of his last two seasons.



Hakstol was named head coach of his alma mater at a press conference at Ralph Engelstad Arena on July 9, 2004.



BRAD BERRY



Assistant Coach

Years at UND: 8th season

Hometown: Bashaw, Alberta

Alma Mater: North Dakota ('02)

Longtime National Hockey League defenseman and coach Brad Berry is in his eighth year on the North Dakota staff and is responsible for the coaching and development of the team's defensemen. He also coaches UND's power play.

Berry returned to Grand Forks prior to the 2012-13 season for his second stint at his alma mater. He had previously served as the program's associate head coach from 2004-06 and assistant coach from 2000-04. He was also a defenseman at UND from 1983-86.

In his first season back, Berry mentored a defensive unit that was one of the nation's best down the stretch. Over the final two months of the season, UND allowed a WCHA-low 2.00 goals per game during league play.

During his first stint at UND, eight of Berry's defensemen went on to play in the National Hockey League, including 2012 Stanley Cup champion and Los Angeles assistant captain Matt Greene. Following the 2012-13 campaign, three more of Berry's pupils moved on to their professional organizations: Derek Forbort (L.A.), Joe Gleason (Chicago) and Andrew MacWilliam (Toronto).

Before returning to UND, Berry spent two seasons (2010-12) as an assistant coach with the NHL's Columbus Blue Jackets. While with the Blue Jackets, Berry coached the team's defensemen and managed both the power-play and penalty kill. He was also responsible for individual and group video breakdown and analysis, as well as pre-scout game plans.

Prior to joining the Blue Jackets, Berry created The Hockey Academy in Grand Forks, which focuses on developing and training youth hockey players within Grand Forks and surrounding areas. During this time (2008-10), he doubled as a part-time scout with the NHL's Vancouver Canucks.

Berry was an assistant coach with the American Hockey League's Manitoba Moose from 2006-08 and helped lead the franchise to a playoff appearance in each of his two years, including a North Division title in 2006-07.

Before embarking on his professional coaching career, Berry spent six seasons on the UND coaching staff (2000-06), including his last two as associate head coach under Hakstol. While overseeing the team's defensemen and penalty kill, Berry helped guide UND to NCAA Frozen Four appearances in 2001, 2005 and 2006, Western Collegiate Hockey Association (WCHA) regular season titles in 2001 and 2004 and a WCHA playoff championship in 2006.

Berry was a standout defenseman at UND from 1983-86, collecting 74 points (12 goals, 62 assists) in 112 collegiate games. He also represented Canada at the 1985 International Ice Hockey Federation (IIHF) World Junior Hockey Championship.

A second-round draft pick (29th overall) of the Winnipeg Jets in 1983, Berry went on to play in 241 NHL games over eight years, including stints with Winnipeg, Minnesota and Dallas. His professional playing career also included stops in the Swedish Elite League and the International Hockey League. While with the IHL's Michigan K-Wings, Berry was a three-time IHL All-Star and was named the K-Wings' Defenseman of the Year three times.

After his playing career ended, Berry was a professional scout with the 1999-00 Dallas Stars team that won the Stanley Cup.

A native of Bashaw, Alberta, Berry's family includes his wife, Suzanne, daughters, Brianna and Brooke, and son, Bauer.

THE BRAD BERRY FILE

Birthdate

- April 1, 1965

Hometown

- Bashaw, Alberta

Education

- Bachelor's Degree: Business Administration (UND '02)

Family

- Wife, Suzanne; daughters, Brianna & Brooke; son, Bauer

Coaching

- 2012-present: Assistant Coach, University of North Dakota
- 2010-12: Assistant Coach, Columbus Blue Jackets (NHL)
- 2006-08: Assistant Coach, Manitoba Moose (AHL)
- 2004-06: Associate Head Coach, University of North Dakota
- 2000-04: Assistant Coach, University of North Dakota

Other

- 2008-10: Scout, Vancouver Canucks (NHL)
- 2008-10: Director, The Hockey Academy (Grand Forks, N.D.)
- 1999-00: Scout, Dallas Stars (NHL)

NHL Playing Career

- 1995-96: Michigan K-Wings (IHL)
- 1994-95: Kalamazoo K-Wings (IHL)
- 1993-94: Dallas Stars (NHL)
- 1991-93: Minnesota North Stars (NHL)
- 1990-91: Brynas IF Gavle (Swedish Elite League)
- 1990-91: Canadian National Team
- 1985-90: Winnipeg Jets (NHL)
- 1983-86: University of North Dakota



Longtime National Hockey League player and coach Brad Berry is in his second stint on the coaching staff of his alma mater.



DANE JACKSON



Assistant Coach

Years at UND: 8th season

Hometown: Castlegar, British Columbia

Alma Mater: North Dakota ('92)

Dane Jackson is in his eighth season as an assistant coach on the UND men's hockey coaching staff. He works primarily with the team's forwards and the penalty killing units, and also works with UND's forwards and defenseman on skill development during open-ice sessions throughout the week.

During his time at UND, Jackson's penalty-killing units have annually ranked among the best in the WCHA and NCAA. Last season, his penalty killers were at their best down the stretch, clicking at a league-leading 87.1 percent from Jan. 19 through the end of the season. That figure also ranked eighth nationally during that run.

In 2011-12, UND ranked second in the WCHA in penalty killing during conference play at 82.2 percent.

Jackson's penalty killers led the WCHA in 2010-11 with an 86.1 percent efficiency, the second straight season in which UND led the league. In 2009-10, Jackson's penalty killing unit clicked at a WCHA-leading 87.0 percent, narrowly missing out on the school record of 87.2 percent.

UND also ranked fifth nationally in penalty killing in 2010-11. Additionally, Jackson's penalty killers led the WCHA in 2010-11 with 11 short-handed goals after having ranked second in the league in each of the previous two seasons.

Jackson joined UND in 2006 after serving as head coach and player personnel director for the Adirondack Frostbite of the United Hockey League. Adirondack went 25-12-3 under Jackson and finished in the league's top five in both the penalty kill and power play.

Prior to coaching at Adirondack, Jackson spent two seasons as an assistant coach for the American Hockey League's Manchester Monarchs. The Monarchs posted 102- and 109-point seasons during Jackson's two seasons there.

Jackson, a native of Castlegar, British Columbia, played for the Fighting Sioux from 1988-92. While at UND he scored 103 points (59 goals, 44 assists) in 150 career games and served as an alternate captain as a senior. He was drafted in the third round (44th overall) by Vancouver in the 1988 NHL Entry Draft.

After finishing his UND career, Jackson went on to an 11-year professional playing career in the AHL, that included stints in the NHL during four seasons. Jackson played in the NHL for the Vancouver Canucks, Buffalo Sabres and New York Islanders, recording 18 points (12 goals, six assists) in 45 career games.

Jackson was a captain five times during his professional playing career and won community service awards in two separate cities (Syracuse, N.Y. and Hamilton, Ontario) and was honored with the Rochester Americans' Leadership and Dedication Award in 2000-01.

Jackson graduated from UND in 1992 with a bachelor's degree in business administration. He was a WCHA All-Academic selection in 1989-90 and in 1988-89 was honored with UND's Tom Hoghaug Memorial Scholarship, which is given annually to a freshman hockey player who has demonstrated initiative, character and a sense of responsibility.

Jackson and his wife, Carrie, have three children: son Dillon (9) and twins, son Dallas and daughter Lila (5 1/2).

THE DANE JACKSON FILE

Birthdate

- May 17, 1970

Hometown

- Castlegar, British Columbia

Education

- Bachelor's Degree: Business Administration (UND '92)

Family

- Wife, Carrie;
- Sons, Dillon (8) & Dallas (4 1/2) and daughter, Lila (4 1/2)

Coaching

- 2006-present: Assistant Coach, University of North Dakota
- Jan. 2005 - May 2005: Head Coach, Adirondack (UHL)
- 2003-05: Assistant Coach, Manchester (AHL)

Playing Career

- 2001-03: Manchester Monarchs (AHL)
- 1999-01: Rochester Americans (AHL)
- 1998-99: Lowell Lock Monsters (AHL)
- 1997-98: New York Islanders (NHL)
- 1995-98: Rochester Americans (AHL)
- 1995-96: Buffalo Sabres (NHL)
- 1994-95: Syracuse Crunch (AHL)
- 1993-95: Vancouver Canucks (NHL)
- 1992-94: Hamilton Canucks
- 1988-92: University of North Dakota



Former NHLer Dane Jackson, a team captain at virtually every stop during his playing career, is in his eighth season as an assistant coach with his alma mater.

KARL GOEHRING



Volunteer Coach

Years at UND: 4th season

Hometown: Apple Valley, Minn.

Alma Mater: North Dakota ('01)

One of the most decorated players in UND hockey history, Karl Goehring returns for his fourth season as the program's volunteer coach in 2013-14, working directly with the team's goaltenders.

Last season, Goehring helped mentor Zane Gothberg and Clarke Saunders, one of the most formidable tandems in the country. The duo ranked first and fourth, respectively, in the WCHA in save percentage over the final two months of the season and both cracked the top 10 of UND's single-season save percentage list.

Goehring began his coaching career in 2009-10 as an assistant coach with the AHL's Syracuse Crunch, with whom he had set franchise records for wins (78) games played by a goalie (176).

Goehring's eight-year pro playing career was spent primarily in the AHL but also included brief stops in the ECHL and in Finland.

A two-time All-American at UND, Goehring played for the Fighting Sioux from 1997 to 2001 and guided the team to an NCAA championship in 2000 and a runner-up showing in 2001. He graduated in 2001 as the program's all-time leader in virtually every goaltending category, and remains the UND record holder in wins (80), winning percentage (.765) and shutouts (15).

Goehring was also a two-time CoSIDA Academic All-American and was the WCHA Student-Athlete of the Year in 2000-01.

Goehring and his wife, Laura, have two daughters: Halle (9) and Lily (7).

ANDY RANNELLS



Equipment Manager

Years at UND: 3rd season

Hometown: Saint Paul, Minn.

Alma Mater: Minnesota Duluth ('09)

Andy Rannells is in his third season as the equipment manager for North Dakota men's hockey.

Rannells is responsible for all equipment-related needs, including purchasing, inventory, laundry, repair and maintenance.

Before arriving at UND, Rannells spent the 2009-10 season as the equipment manager for the USA Hockey National Team Development Program. He worked primarily with the Under-17 team and traveled internationally and domestically with the both the Under-17 and Under-18 teams.

Prior to joining USA Hockey, Rannells spent four seasons at the University of Minnesota Duluth as the men's and women's hockey assistant equipment manager.

Rannells is a 2009 graduate of Minnesota Duluth with a bachelor's degree in history and a minor in political science.

MARK POOLMAN



Athletic Trainer/ Strength Coach

Years at UND: 19th season

Hometown: Warren, Minn.

Alma Mater: North Dakota ('92)

The longest-tenured member of the men's hockey program's full-time staff, Mark Poolman, ATC, is in his 19th season as the program's athletic trainer and also serves as the team's strength and conditioning coordinator.

Poolman is a 1992 graduate of UND with bachelor degrees in physical education and athletic training. Poolman completed his master's degree in exercise physiology at UND in 1997.

A native of Warren, Minn., Poolman was a three-year letterwinner on the gridiron and served as UND team captain during his senior season. He was also a first-team all-North Central Conference wide receiver for the Fighting Sioux in 1988.

Poolman still ranks prominently on UND's various career and single-season receiving lists.

Poolman and his wife, LeAnne, have three sons, Tucker (20), Colton (18) and Mason (11).

PATRICK SWANSON



Director, Hockey Operations

Years at UND: 9th season

Hometown: Detroit Lakes, Minn.

Alma Mater: North Dakota ('02)

Patrick Swanson, in his ninth season on the UND staff, was elevated to director of hockey operations prior to the 2010-11 season.

Swanson, who had spent his previous five seasons as UND's equipment manager, oversees the program's day-to-day hockey operations, including budgeting and spending, travel arrangements and video analysis and scouting breakdown.

Swanson is a 2002 graduate of UND with a bachelor's degree in business management. From 1998 to 2002 he was a student manager with the UND men's hockey team.

After graduating from UND, Swanson was the head equipment manager for the Rockford IceHogs (United Hockey League) in 2002-03 and with the Cincinnati Mighty Ducks (American Hockey League) in 2003-2004. While with Cincinnati, Swanson worked the NHL rookie and pro training camp for the NHL's Anaheim Mighty Ducks.

Swanson and his wife, Amy, have two sons: Carter (10) and Bronx (3).



DR. GREG GREEK



Team Physician

Years at UND: 22nd season

Hometown: Mohall, N.D.

Alma Mater: North Dakota ('77)

Dr. Greg Greek is in his 22nd year as the UND team physician for the men's hockey team. Greek is also in his 20th year as a faculty member for the UND Family Practice Center, where he has served as program director for the past four years.

A native of Mohall, N.D., Greek received a bachelor's degree in medical technology from UND in 1977 and a master's in microbiology and medical doctorate degree from UND. He did his residency in family practice at UND and also has a certificate of equivalency in sports medicine.

Greek and his wife, Colette, have four children: Mike (33), Katy (31), Kristen (29) and Matt (24).



Head coach Dave Hakstol (left), athletic trainer/strength coach Mark Poolman (center) and team physician Dr. Greg Greek (right) following UND's championship game victory over Denver at the 2012 WCHA Final Five.

JAYSON HAJDU



Media Relations Director

Years at UND: 12th season

Hometown: Regina, Saskatchewan

Alma Mater: North Dakota ('00)

Jayson Hajdu was elevated to assistant athletics director for media relations in June 2010 after completing his second year as UND's director of media relations. Prior to that, he spent the previous six years as an assistant media relations director at UND.

Hajdu oversees the day-to-day operations of the media relations office, which serves as a liaison between UND's administration, coaches and student-athletes and the local, regional, national and international media. Other responsibilities of his office include annual and gameday publications, UNDSports.com, social media and multimedia initiatives, press box management and staffing for home events, and historical archiving and research.

Hajdu is the primary contact for UND men's hockey, men's and women's cross country, and men's and women's track and field. He also serves as the on-site administrator for men's hockey and is on the National College Hockey Conference (NCHC) Board of Directors.

A member of the College Sports Information Directors of America (CoSIDA), Hajdu has garnered 22 CoSIDA Publications Awards, including seven "Best in the Nation" citations.

In June of 2008, Hajdu was one of UND's 11 recipients of the North Central Conference Legacy Award.

Hajdu served as the Print Media Chairperson for 2005 IIHF World Junior Hockey Championship and was the Media Chairperson for the 2008 World Curling Federation World Men's Curling Championship. Both events were held in Grand Forks, N.D.

Hajdu is a 2000 graduate of UND with a bachelor's degree in communication and a minor in history. A native of Regina, Saskatchewan, Hajdu served as a graduate assistant in the UND athletic media relations office in 2000 and 2001.

Hajdu's family includes his wife, Amanda, and their daughter, Lucy.

CARMEN KNUTSON




Administrative Assistant

Years at UND: 3rd season

Hometown: Crookston, Minn.

Alma Mater: North Dakota



Change is inevitable in college hockey. With every spring comes the graduation of decorated seniors and early departures to the professional ranks.

But change will take on a larger meaning for the University of North Dakota in 2013-14, as UND begins its first season as a charter member of the brand new National Collegiate Hockey Conference (NCHC). Last year marked the end of UND's membership with the WCHA, one that had begun 1959-60.

Now, with a new league, UND faces new road trips, new opponents, new arenas. The NCHC is made up of eight perennial powerhouses, eight programs that are accustomed to being in the postseason hunt year in and year out.

That type of competitive balance and depth means conference points will be at a premium, as eight elite programs jockey for postseason positioning.

"It's going to be extremely competitive," said UND head coach Dave Hakstol. "We have to be aware of our overall challenge in the big picture, and that's going to be a significant challenge with the depth of the NCHC."

"Having said that, it's hockey. We have to go out and play well, week in and week out. We need to concern ourselves with short-term focus, short-term goals, and take care of our performance on a weekly basis. If we do that, the big picture will take care of itself."

A question frequently posed to Hakstol throughout the offseason has been, "How do you replace the likes of All-Americans Corban Knight and Danny Kristo?"

For Hakstol, that is part of college hockey's circle of life.

"We pay great respect to the guys that have moved on from our program. They're awesome people and great players, and we were lucky to have them in our program. But at this time of year, I ask, 'Who's our next All-American? Who's our next Hobey Baker candidate? Who will emerge?'"

"There are players on our roster who will emerge into those types of roles."

BETWEEN THE PIPES

UND has the luxury of returning both goaltenders who shared playing time throughout the 2012-13 season in **Clarke Saunders** and **Zane Gothberg**.

Saunders transferred to UND after spending his first two seasons with Alabama-Huntsville and turned in a junior campaign that included 13 wins, a pair of shutouts and a .917 percentage that was the ninth best in school history.

"He's the elder statesman on our hockey team," Hakstol said of Saunders. "He's motivated as a senior to have an excellent year. Along with Zane, he proved last year he can be part of a great goaltending duo."

Gothberg emerged as one of the top young netminders in the country, going 9-4-3 and claiming three weekly WCHA awards.

"Consistency is the key for Zane," said Hakstol, "although when you really break it down, he only lost four games for us last year. So that consistency can sometimes be overblown. He had a great developmental year, won some key starts for us, and is poised to have a great



Saunders won 13 games and boasted a .917 save percentage in his first season at UND.

sophomore season."

"I have no doubt both will play significant minutes throughout the year," continued Hakstol. "That doesn't mean one guy won't be able to take the job. Their performance will dictate that. But as we've seen over the year, it's very important to have depth at all positions and we have excellent depth at the goaltender position."

Pushing the two veterans will be freshman **Matt Hrynkiw**, Canada's Junior A Goaltender of the Year last season with Humboldt of the SJHL.

ON THE BLUE LINE

Despite graduating Andrew MacWilliam and Joe Gleason, and losing junior Derek Forbort to the professional ranks, UND returns four battle-tested veterans on defense and welcomes four highly-regarded freshmen.

Senior **Dillon Simpson** was named captain at the age of 20 and is expected to be the team's anchor, on and off the ice.

"I expect Dillon to log significant minutes in all situations," said Hakstol. "He is a guy who, as a 20-year old, has gained the respect of his teammates by going about his business the right way on a daily basis in all areas."

Other returning veterans include offensive minded **Jordan Schmaltz** and **Nick Mattson**. A first-round draft pick of the St. Louis Blues, Schmaltz showed flashes of his upside as a freshman, while Mattson is poised as a junior to take the next step in his development.



Defenseman Jordan Schmaltz notched 12 points as a freshman in 2012-13.



Forward Mitch MacMillan scored five goals after joining UND midway through the season.

"Jordan continues to grow on and off the ice," said Hakstol. "I think he's ready to step into that role of 24-26 minutes a night, playing in all situations."

"Nick is coming off of a challenging sophomore year, but he's ready to step into the upper echelon of defensemen in college hockey."

Another junior, **Andrew Panzarella**, appeared in only seven games last season but provides an element of physicality that will have him firmly in the hunt for playing time.

Freshmen **Troy Stecher**, **Gage Ausmus**, **Keaton Thompson**, and **Paul LaDue** -- the latter the USHL Defenseman of the Year -- will also be among the eight battling for six regular spots. Hakstol said he doesn't expect any of the newcomers to be deterred by the typical learning curve young defensemen face at the Division I level.

"There's a learning curve, but I expect all of them to be able to contribute immediately," said Hakstol. "Right now our greatest area of competition is among our eight defensemen. It's a younger corps, but if you're going to have a young corps, that's a great place to start when you have eight guys who are highly competitive."

UP FRONT

While Hakstol must replace his top two centers from a year ago in Corban Knight and Carter Rowney, as well as dynamic right winger Danny Kristo, it's the left side of the lineup that's still up in the air entering the season.

"The left side of our roster is wide open," said Hakstol. "We're going to let guys earn jobs on our left side. That's from top to bottom."

Hakstol points to a pair of upperclassmen -- senior **Mitch MacMillan** and junior **Brendan O'Donnell** -- as individuals who could claim two of those spots after enjoying strong offseasons.

"Brendan is coming off of a bit of a subpar season," said Hakstol. "but I've seen him re-dedicate himself to what he's doing off the ice. He's been one of our hardest working players over the summer and usually that pays off with a good season."

"Mitch is a little similar to Brendan in that he's had a great summer. There's opportunity on our left wing and it's up to those guys to put us as a staff in a position to make tough choices on a nightly basis."

UND's only other senior forward besides MacMillan is rugged Derek Rodwell, of whom Hakstol says has to "provide energy and physicality on a nightly basis for our hockey team."

O'Donnell's junior class also includes the likes of **Mark MacMillan**, **Michael Parks**, **Connor Gaarder** and **Stephane Pattyn**.

The younger MacMillan will be relied on in all situations.

"He's going to be one of our top penalty killers, he'll be on the power play, and he'll log a lot of minutes 5-on-5 in a key role up



Junior forward Stephane Pattyn was named an assistant captain prior to the season.



Junior Brendan O'Donnell will push for a regular spot on the left side for UND.

the middle," said Hakstol. "Simply put, he's a leader on our hockey team."

Another junior leader is Parks, who was voted an assistant captain prior to the season. After being named UND's Rookie of the Year in 2011-12, Parks' sophomore campaign was hampered by injuries, limiting him to seven goals.

"Michael is coming off of a frustrating year of injuries. Being voted assistant captain speaks to his readiness to step forward and have a sound, consistent year," said Hakstol.

Gaarder and Pattyn provide a blue collar mentality to the forward unit, although Hakstol says Gaarder's versatility is also an asset.

"He's a guy that can play many different roles. He can play in your top nine or play a pure energy role on a fourth line. We will count on him to do a little bit of both this year," said Hakstol.

Hakstol said that Pattyn's rugged-but-reliable play is a vital asset.

"We don't want him to change what he is," said Hakstol. "As a player grows and develops, he always wants to improve his offensive numbers, and I'm sure that's the case with Stephane. But first, and most importantly, he's got to continue playing that hard-nosed, two-way role he's played for our team."

UND returns one of the most dynamic players in all of college hockey in **Rocco Grimaldi**. After missing the 2011-12 season due to injury, Grimaldi returned to the lineup last



Caggiula scored eight goals as a rookie and provides a blend of skill and physicality.

season and led all WCHA rookies with 36 points, a number Hakstol thinks would've been much higher if not for the rust factor.

"I think we will look for the same energy out of Rocco but I think we're going to see a little higher level of execution just because he's now got that year of college hockey under his belt," said Hakstol.

One player who seemed to find an immediate chemistry with Grimaldi was fellow freshman **Drake Caggiula**. Caggiula posted eight goals and 16 points as a young freshman, and provides a unique blend of finesse and physicality despite his 5-foot-9 frame.

"Drake's going to be counted upon as a veteran," said Hakstol. "He's a guy that has to provide a physical presence for us even though he's not quite six feet tall. He'll also be counted upon to bring offense to our team on a nightly basis."

The sophomore class also features **Colten St. Clair**, **Coltyn Sanderson**, **Bryn Chyzik**. St. Clair carved out a regular spot in the lineup, playing in 40 games, while Chyzik and Sanderson saw much more limited action.

"Colten St. Clair is a strong power forward," said Hakstol. "He will bring energy every night. We hope that he can modestly build on his offensive numbers, but most importantly he has to play a hard game night in and night out, up and down his wing, and provide energy and intensity for his teammates."

Hakstol said more playing time could be in the offing for Sanderson and Chyzik after a year of development.

"Coltyn is such a character guy, such a great teammate. He's one of the guys that makes our locker room stronger. Now I hope he sees some of the rewards of his hard work."

"Bryn is another guy coming off an up and down freshman year, but I've really liked his summer. He's been a leader for us in our fall camp and he's been a consistent player for us on the ice during fall camp. Those are good signs for him to win one of those jobs on the left side and be an every day player."

A trio of highly touted freshmen also join the mix at forward in **Adam Tambellini**, **Wade Murphy** and **Luke Johnson**.

Tambellini, a third-round draft pick of the New York Rangers, possesses NHL bloodlines; his father, Steve, was a player and executive in the league.

"Adam is a really gifted player offensively," said Hakstol. "He probably has one of the better releases on our hockey team. Early on we will ask him to be a competitive, complete two-way forward."

Murphy was a two-time BCHL All-Star, racking up 161 points over his last two seasons of junior hockey.

"He's a tenacious, two-way player," said Hakstol. "He takes the puck to the net extremely well, shoots the puck well. He'll be counted upon to provide offensive as a freshman."

Johnson grew up a North Dakota hockey fan, having been born and raised in Grand



St. Clair appeared in 40 games as a freshman, providing energy and intensity.



Chyzik appeared in 13 games as a freshman and is coming off an outstanding summer.

Forks. His father, Steve, was a high-scoring All-American for the Fighting Sioux in the late 80s and Luke also possesses outstanding offensive capabilities.

"We hope he can play up the middle for us, although that can be a tough role for a young guy," admitted Hakstol.

"He's a smart player, has an extremely strong and quick stick, and he has a good mentality. We're going to let him grow in that role. We think he's a guy that can replace some of the scoring for us."

Now in his 10th year behind the bench of his alma mater, Hakstol is confident his team can survive the grind of the NCHC and make yet another run for the Frozen Four, led by captains Simpson, Parks and Pattyn.

"The three of them are all different people, different in their personalities, and they all have different backgrounds. The common thread is that they all go about their business in the right way.

"The balance and depth of our roster is as good as we've had in the last 10 years. That depth has to grow together into a good team, but I'm really excited about that balance."



2013-14 NORTH DAKOTA ROSTER

NO.	NAME (NHL rights)	POS.	YR.	HT.	WT.	S/C	HOMETOWN	PREVIOUS TEAM
2	Troy Stecher	D	Fr.	5-10	179	R	Richmond, British Columbia	Penticton (BCHL)
4	Keaton Thompson (ANA)	D	Fr.	6-1	190	L	Devils Lake, N.D.	U.S. NTDP
5	Nick Mattson** (CHI)	D	Jr.	6-1	178	L	Chanhassen, Minn.	Indiana (USHL)
6	Paul LaDue (LAK)	D	Fr.	6-2	194	R	Grand Forks, N.D.	Lincoln (USHL)
7	Wade Murphy (NSH)	F	Fr.	5-11	174	R	Victoria, British Columbia	Penticton (BCHL)
9	Drake Caggiula*	F	So.	5-9	180	L	Pickering, Ontario	Stouffville (OJHL)
10	Adam Tambellini (NYR)	F	Fr.	6-3	178	L	Edmonton, Alberta	Surrey (BCHL)
11	Derek Rodwell*** (NJD)	F	Sr.	6-2	202	R	Taber, Alberta	Okotoks (AJHL)
13	Connor Gaarder**	F	Jr.	5-10	193	R	Edina, Minn.	Coulee Region (NAHL)
15	Michael Parks** (PHI)	F	Jr.	6-0	196	R	St. Louis, Mo.	Cedar Rapids (USHL)
16	Mark MacMillan** (MTL)	F	Jr.	6-0	172	L	Penticton, British Columbia	Penticton (BCHL)
17	Colten St. Clair*	F	So.	5-11	198	R	Gilbert, Ariz.	Fargo (USHL)
18	Dillon Simpson*** (EDM)	D	Sr.	6-2	197	L	Edmonton, Alberta	Spruce Grove (AJHL)
19	Rocco Grimaldi* (FLA)	F	So.	5-6	172	R	Rossmoor, Calif.	U.S. NTDP
20	Gage Ausmus (SJS)	D	Fr.	6-2	204	L	East Grand Forks, Minn.	U.S. NTDP
21	Brendan O'Donnell** (TAM)	F	Jr.	6-0	191	L	Winnipeg, Manitoba	Penticton (BCHL)
22	Andrew Panzarella**	D	Jr.	6-1	201	R	Washington, D.C.	Waterloo (USHL)
24	Jordan Schmaltz* (STL)	D	So.	6-2	192	R	Verona, Wis.	Green Bay (USHL)
25	Mitch MacMillan*	F	Sr.	5-11	185	L	Penticton, British Columbia	St. Cloud State University
26	Coltyn Sanderson*	F	So.	6-1	188	L	Moose Jaw, Saskatchewan	Weyburn (SJHL)
27	Luke Johnson (CHI)	F	Fr.	6-0	182	L	Grand Forks, N.D.	Lincoln (USHL)
28	Stephane Pattyn**	F	Jr.	6-1	208	L	Ste. Anne, Manitoba	Portage (MJHL)
29	Bryn Chyzyk*	F	So.	5-11	191	L	Virden, Manitoba	Fargo (USHL)
30	Matt Hrynkiw	G	Fr.	5-10	178	L	Saskatoon, Saskatchewan	Humboldt (SJHL)
31	Zane Gothberg* (BOS)	G	So.	6-2	208	L	Thief River Falls, Minn.	Fargo (USHL)
33	Clarke Saunders*	G	Sr.	6-2	220	L	Brockville, Ontario	University of Alabama-Huntsville

Captain: Dillon Simpson

Assistant Captains: Michael Parks, Stephane Pattyn

* -- Indicates letters earned

STAFF

Head Coach	Dave Hakstol
Assistant Coach	Brad Berry
Assistant Coach	Dane Jackson
Volunteer Assistant Coach	Karl Goehring
Director of Hockey Operations	Patrick Swanson
Equipment Manager	Andy Rannells
Athletic Trainer/Strength Coach	Mark Poolman
Team Physician	Dr. Greg Greek
Administrative Assistant	Carmen Knutson
Media Relations Director	Jayson Hajdu

PRONUNCIATION GUIDE

Ausmus	OSS muss
Caggiula	kuh ZHEW la
Chyzyk	CHIZ ick
Gaarder	gorder
Hrynkiw	huh RINK yoo
Stephane Pattyn	steff ON patton
Stecher	stetch er

NHL DRAFT PICKS ON CURRENT ROSTER (Chronological)

Player	Team	Year	Rd.	Pick
Derek Rodwell	New Jersey	2009	5	144
Mark MacMillan	Montreal	2010	4	113
Michael Parks	Philadelphia	2010	5	149
Brendan O'Donnell	Tampa Bay	2010	6	156
Zane Gothberg	Boston	2010	6	165
Nick Mattson	Chicago	2010	6	180
Rocco Grimaldi	Florida	2011	2	33
Dillon Simpson	Edmonton	2011	4	92
Jordan Schmaltz	St. Louis	2012	1	25
Paul LaDue	Los Angeles	2012	6	191
Adam Tambellini	N.Y. Rangers	2013	3	65
Keaton Thompson	Anaheim	2013	3	87
Luke Johnson	Chicago	2013	5	134
Gage Ausmus	San Jose	2013	5	151
Wade Murphy	Nashville	2013	7	185



UND BY CLASS

Seniors (4)

- 25 Mitch MacMillan (F)
- 11 Derek Rodwell (F)
- 33 Clarke Saunders (G)
- 18 Dillon Simpson (D)

Juniors (7)

- 5 Nick Mattson (D)
- 13 Connor Gaarder (F)
- 15 Michael Parks (F)
- 16 Mark MacMillan (F)
- 21 Brendan O'Donnell (F)
- 22 Andrew Panzarella (D)
- 28 Stephane Pattyn (F)

Sophomores (7)

- 9 Drake Caggiula (F)
- 29 Bryn Chyzyk (F)
- 31 Zane Gothberg (G)
- 19 Rocco Grimaldi (F)
- 17 Colten St. Clair (F)
- 26 Coltyn Sanderson (F)
- 24 Jordan Schmaltz (D)

Freshmen (8)

- 2 Troy Stecher (D)
- 4 Keaton Thompson (D)
- 6 Paul LaDue (D)
- 7 Wade Murphy (F)
- 10 Adam Tambellini (F)
- 20 Gage Ausmus (D)
- 27 Luke Johnson (F)
- 30 Matt Hryniw (G)

UND BY POSITION

Goalies (3)

- 30 Matt Hryniw
- 31 Zane Gothberg
- 33 Clarke Saunders

Defense (8)

- 20 Gage Ausmus
- 6 Paul LaDue
- 5 Nick Mattson
- 22 Andrew Panzarella
- 24 Jordan Schmaltz
- 18 Dillon Simpson
- 2 Troy Stecher
- 4 Keaton Thompson

Forwards (15)

- 9 Drake Caggiula
- 29 Bryn Chyzyk
- 13 Connor Gaarder
- 19 Rocco Grimaldi
- 27 Luke Johnson
- 16 Mark MacMillan

- 25 Mitch MacMillan
- 7 Wade Murphy
- 21 Brendan O'Donnell
- 15 Michael Parks
- 28 Stephane Pattyn
- 11 Derek Rodwell
- 17 Colten St. Clair
- 26 Coltyn Sanderson
- 10 Adam Tambellini

UND GEOGRAPHICALLY

British Columbia (4)

- 16 Mark MacMillan (Penticton)
- 25 Mitch MacMillan (Penticton)
- 7 Wade Murphy (Victoria)
- 2 Troy Stecher (Richmond)

Minnesota (4)

- 20 Gage Ausmus (East Grand Forks)
- 31 Zane Gothberg (Thief River Falls)
- 13 Connor Gaarder (Edina)
- 5 Nick Mattson (Chanhausen)

Alberta (3)

- 11 Derek Rodwell (Taber)
- 18 Dillon Simpson (Edmonton)
- 10 Adam Tambellini (Edmonton)

Manitoba (3)

- 29 Bryn Chyzyk (Virden)
- 21 Brendan O'Donnell (Winnipeg)
- 28 Stephane Pattyn (Ste. Anne)

North Dakota (3)

- 27 Luke Johnson (Grand Forks)
- 4 Keaton Thompson (Devils Lake)
- 6 Paul LaDue (Grand Forks)

Ontario (2)

- 9 Drake Caggiula (Pickering)
- 33 Clarke Saunders (Brockville)

Saskatchewan (2)

- 30 Matt Hryniw (Saskatoon)
- 26 Coltyn Sanderson (Moose Jaw)

Arizona (1)

- 17 Colten St. Clair (Gilbert)

California (1)

- 19 Rocco Grimaldi (Rossmoor)

District of Columbia (1)

- 22 Andrew Panzarella

Missouri (1)

- 15 Michael Parks (St. Louis)

Wisconsin (1)

- 24 Jordan Schmaltz (Verona)

UND BY LEAGUE

USHL (9)

- 29 Bryn Chyzyk (Fargo)
- 31 Zane Gothberg (Fargo)
- 27 Luke Johnson (Lincoln)
- 6 Paul LaDue (Lincoln)
- 5 Nick Mattson (Indiana)
- 22 Andrew Panzarella (Waterloo)
- 15 Michael Parks (Cedar Rapids)
- 17 Colten St. Clair (Fargo)
- 24 Jordan Schmaltz (Green Bay)

BCHL (6)

- 16 Mark MacMillan (Penticton)
- 25 Mitch MacMillan (Penticton)
- 7 Wade Murphy (Penticton)
- 21 Brendan O'Donnell (Penticton)
- 2 Troy Stecher (Penticton)
- 10 Adam Tambellini (Surrey)

USNTDP (3)

- 20 Gage Ausmus
- 19 Rocco Grimaldi
- 4 Keaton Thompson

AJHL (2)

- 11 Derek Rodwell (Okotoks)
- 18 Dillon Simpson (Spruce Grove)

CCHL (1)

- 3 Clarke Saunders (Brockville)

MJHL (1)

- 28 Stephane Pattyn (Portage)

NAHL (1)

- 13 Connor Gaarder (Coulee Region)

OJHL (1)

- 9 Drake Caggiula (Stouffville)

SJHL (2)

- 30 Matt Hryniw (Humboldt)
- 26 Coltyn Sanderson (Weyburn)



DRAKE CAGGIULA



SO | F | 5-9 | 180 | L

9

Hometown: Pickering, Ontario
Previous Team: Stouffville (OJHL)
Major: Phys. Edu., Exercise Science & Wellness
NHL Rights: Free Agent

2012-13 (Freshman): Appeared in 39 games and led the team in shooting percentage (16.3 percent) ... Ranked second among the team's freshmen in points (16), goals (eight) and assists (eight) ... Topped UND's rookies with two game-winning goals ... Scored twice and was named the game's No. 2 star in UND's 4-3 overtime loss to Colorado College in the WCHA Final Five quarterfinal (March 17) ... That performance ended a 12-game goal-scoring drought ... Both of his goals in that game tied the score, first at 1-1 in the first period and then again at 3-3 in the third period ... Had a pair of 2-goal games on the season, both coming against CC ... Also scored twice in a 5-3 loss at No. 18 CC (Nov. 30) ... Scored game-winning overtime goal the following night in a 3-2 win over the Tigers (Dec. 1) ... Also scored the game-winner in 4-1 win vs. Alaska Anchorage (Oct. 26), his first career goal ... Had four 2-point games ... Had 2-assist games in a 4-4 tie vs. Minnesota Duluth (Nov. 16) and in a 6-3 win vs. No. 6 Denver (Dec. 8) ... Racked up three goals and three assists during a 4-game point streak from Nov. 30 at CC through Dec. 8 vs. Denver ... Made his collegiate debut in the season opener against Alaska Anchorage at the Brice Alaska Goal Rush in Fairbanks ... Was a +1 with four shots on goal in his debut ... Earned first letter.

Before UND: Spent the previous two seasons with the Stouffville Spirit of the Ontario Junior Hockey League (OJHL) ... Scored 10 goals and 24 assists in 25 games in 2011-12 ... Led Stouffville to OJHL regular season and playoff titles and a berth in the Dudley Hewitt Central Canada Junior A Championship final ... Was named most valuable player of the OJHL playoffs after racking up a league-leading 17 goals and 37 points in 23 games ... Named OJHL 1st Team All-Prospect for the second straight season ... Won a silver medal playing for Team Canada East at the World Junior A Challenge ... Began the season with Des Moines of the United States Hockey League (USHL) and had one goal and one assist in four games ... Played in 48 games with Stouffville in 2010-11 and collected 22 goals and 23 assists ... Added two goals and six assists in eight playoff games ... A 2012 graduate of PEAC Academy.

Personal: Majoring in physical education, exercise science and wellness ... Son of Sal and Terri Caggiula.



Career Statistics

Overall

Year	GP	G	A	PTS	PEN	PP	SH	GW	+/-
2012-13	39	8	8	16	10/31	1	0	2	+9
Totals	39	8	8	16	10/31	1	0	2	+9

Conference Only

Year	GP	G	A	PTS	PEN	PP	SH	GW	+/-
2012-13	27	6	7	13	7/25	1	0	2	+5
Totals	27	6	7	13	7/25	1	0	2	+5

Career Highs

Goals: 2 (2x). Last 3/21/13 vs. Colorado College (WCHA Final Five quarterfinal)

Assists: 2 (2x). Last 12/08/12 vs. #6 Denver

Points: 2 (4x). Last (2g) 3/21/13 vs. Colorado College (WCHA Final Five)

Point Streak: 4 games (3g, 3a) from 11/30/12 to 12/08/12

Plus/Minus: +2 (2x). Last 2/22/13 at #10 Denver

Shots on Goal: 4 (4x). Last 3/17/13 vs. Michigan Tech (WCHA First Round)

Penalty Minutes: 15, 2/01/13 vs. #19 Wisconsin

Career vs. '13-14 Opponents

Bemidji State: 2 GP, 0-0-0

Boston University: 2 GP, 0-1-1

Colorado College: 5 GP, 5-0-5

Denver: 4 GP, 0-5-5

Miami: 0 GP, 0-0-0

Minnesota Duluth: 2 GP, 0-2-2

Nebraska Omaha: 2 GP, 0-0-0

Northern Michigan: 0 GP, 0-0-0

St. Cloud State: 4 GP, 1-0-1

St. Lawrence: 0 GP, 0-0-0

Vermont: 0 GP, 0-0-0

Western Michigan: 0 GP, 0-0-0

BRYN CHYZYK



SO | F | 5-11 | 191 | L

29

Hometown: Virden, Manitoba

Previous Team: Fargo (USHL)

Major: Pre-Accountancy

NHL Rights: Free Agent

2012-13 (Freshman): Appeared in 12 games as a freshman ... Made his collegiate debut with a goal and an assist in the season opener vs. Alaska Anchorage at the Brice Alaska Goal Rush (Oct. 19) ... Goal came on the power play and proved to be the eventual game-winner in a 5-0 victory ... Was a season-best +2 in that game ... Picked up an assist in a 5-2 loss at No. 16 St. Cloud State (Nov. 10) ... Earned first letter.

Before UND: Spent the 2011-12 season with the Fargo Force of the USHL ... Collected 28 goals and 21 assists in 57 games ... Tied for the team lead in goals and tied for eighth in the USHL goal-scoring race ... Named USHL Offensive Player of the Week for Week 17 ... Was a teammate of fellow UND sophomore Zane Gothberg ... Spent the 2010-11 season with the Dauphin Kings of the Manitoba Junior Hockey League (MJHL) and was named the league's rookie of the year ... Scored 22 goals and 49 assists in 62 games and earned MJHL All-Rookie Team honors ... Played in the 2011 MJHL All-Star Game and notched three assists ... Added a goal and six assists in 13 playoff games ... Played for the Southwest Cougars of the Manitoba Midge Hockey League in 2009-10 ... Ranked second on the team with 57 points (26g, 31a) in 43 games and added a team-leading 11 points (4g, 7a) in eight playoff games ... A 2011 graduate of Virden Collegiate Institute ... Competed in volleyball, basketball, golf, baseball and soccer as a prep ... Earned team MVP honors in soccer, golf and basketball.

Personal: Majoring in pre-accountancy ... Son of Dave and Michelle Chzyk ... Grandfather attended UND.



Career Statistics

Overall

Year	GP	G	A	PTS	PEN	PP	SH	GW	+/-
2012-13	13	1	2	3	5/10	1	0	1	+1
Totals	13	1	2	3	5/10	1	0	1	+1

Conference Only

Year	GP	G	A	PTS	PEN	PP	SH	GW	+/-
2012-13	6	0	1	1	2/4	0	0	0	-1
Totals	6	0	1	1	2/4	0	0	0	-1

Career Highs

Goals: 1, 10/19/12 vs. Alaska Anchorage (Brice Alaska Goal Rush)

Assists: 1 (2x). Last 11/10/12 at #15 St. Cloud State

Points: 2 (1g, 1a), 10/19/12 vs. Alaska Anchorage (Brice Alaska Goal Rush)

Point Streak: N/A

Plus/Minus: +2, 10/12/12 vs. Alaska Anchorage (Brice Alaska Goal Rush)

Shots on Goal: 3 (2x). Last 10/20/12 at Alaska (Brice Alaska Goal Rush)

Penalty Minutes: 4, 11/17/12 vs. Minnesota Duluth

Career vs. '13-14 Opponents

Bemidji State: 0 GP, 0-0-0

Boston University: 2 GP, 0-0-0

Colorado College: 0 GP, 0-0-0

Denver: 0 GP, 0-0-0

Miami: 0 GP, 0-0-0

Minnesota Duluth: 1 GP, 0-0-0

Nebraska Omaha: 0 GP, 0-0-0

Northern Michigan: 0 GP, 0-0-0

St. Cloud State: 3 GP, 0-1-1

St. Lawrence: 0 GP, 0-0-0

Vermont: 0 GP, 0-0-0

Western Michigan: 0 GP, 0-0-0



CONNOR GAARDER



JR | F | 5-9 | 180 | R
13
Hometown: Edina, Minn.
Previous Team: Coulee Region (NAHL)
Major: Entrepreneurship
NHL Rights: Free Agent

Career: UND has never lost when he scores a goal (5-0-1).

2012-13 (Sophomore): Named to his first All-WCHA Academic Team ... Established career highs in points (11) and assists (7) and matched his career-best with four goals ... Scored all four of his goals during non-conference play, including a hat trick in a 4-2 win over No. 12 Boston University (Nov. 2) ... Also tallied the game-winner against the Terriers ... Had a season-high five shots on goal in that game ... His other goal came in a 3-2 win over No. 20 Holy Cross (Jan. 5) ... Earned second letter.

2011-12 (Freshman): Had four goals and six assists in 33 games ... Tied for second among UND freshmen with a +4 rating ... Scored the first goal in both games of UND's WCHA first-round sweep over Bemidji State (March 9-10) ... Was also a +2 in the series ... Was named WCHA Rookie of the Week on Jan. 4 after a 4-point series against Harvard (Dec. 30-31) ... Had a goal and two assists for his first career 3-point game in a 7-3 series finale win ... Scored his first career goal the night before in a 4-4 tie ... Was a +3 in that series ... Collected his first collegiate point with an assist in UND's 7-6 win over No. 4 Colorado College (Nov. 25) ... Earned first letter.

Before UND: Spent the 2010-11 season with the Coulee Region Chill of the North American Hockey League (NAHL) ... Amassed 61 points in 58 games, including 24 goals and a team-leading 37 assists ... Scored nine power-play goals ... Added eight points in nine playoff games ... Was invited to the NAHL Top Prospects tournament in Boston, where he collected nine points in seven games ... Played for the NAHL's North Iowa Outlaws in 2009-10 and scored 13 goals and 13 assists in 58 games ... A 2009 graduate of Edina High School ... Prep teammate of former UND defenseman Joe Gleason while at Edina High School ... Grandson of former Minnesota Vikings head coach Jerry Burns.

Personal: Majoring in entrepreneurship ... Son of Tim Gaarder and Erin Burns.



Career Statistics

Overall

Year	GP	G	A	PTS	PEN	PP	SH	GW	+/-
2011-12	33	4	6	10	5/10	2	0	0	+4
2012-13	34	4	7	11	6/12	1	0	1	+2
Totals	67	8	13	21	11/22	3	0	1	+6

Conference Only

Year	GP	G	A	PTS	PEN	PP	SH	GW	+/-
2011-12	22	0	4	4	4/8	0	0	0	-1
2012-13	21	0	4	4	4/8	0	0	0	E
Totals	43	0	8	8	8/16	0	0	0	-1

Career Highs

Goals: 3, 11/02/12 vs. #12 Boston University
Assists: 2 (2x). Last 10/19/12 vs. Alaska Anchorage (Brice Alaska Goal Rush)
Points: 3 (2x). Last (3g) 11/02/12 vs. #12 Boston University
Point Streak: 2 games (3x). Last (2g) from 3/09/12 to 3/10/12
Plus/Minus: +2 (4x). Last 11/02/12 vs. #12 Boston University
Shots on Goal: 6, 1/07/12 vs. Clarkson
Penalty Minutes: 2 (10x). Last 3/09/13 at #10 Minnesota State

Career vs. '13-14 Opponents

Bemidji State: 6 GP, 2-1-3
Boston University: 2 GP, 3-0-3
Colorado College: 6 GP, 0-2-2
Denver: 6 GP, 0-1-1
Miami: 0 GP, 0-0-0
Minnesota Duluth: 4 GP, 0-1-1

Nebraska Omaha: 2 GP, 0-1-1
Northern Michigan: 0 GP, 0-0-0
St. Cloud State: 6 GP, 0-1-1
St. Lawrence: 0 GP, 0-0-0
Vermont: 0 GP, 0-0-0
Western Michigan: 1 GP, 0-0-0



ZANE GOTHBERG



SO | G | 6-2 | 208 | L
31

Hometown: Thief River Falls, Minn.
Previous Team: Fargo (USHL)
Major: Pre-Occupational Therapy
NHL Rights: Boston (2010 // 6th // 165th)

2012-13 (Freshman): Two-time WCHA Defensive Player of the Week (Feb. 12, March 12) ... Named WCHA Rookie of the Week on Feb. 5 ... His .920 save percentage was tied for the fifth-best in UND single-season history and third all-time among freshmen ... Led the WCHA in winning percentage (.708) during conference play after going 7-2-3 ... Ranked fourth in save percentage (.923) during WCHA games ... Led all WCHA goaltenders with a 1.98 goals against average and .937 save percentage after January (10 starts) ... Went 6-1-2 during that stretch ... Ended the regular season by earning his second WCHA Defensive Player of the Week award after stopping 71 of 74 shots in a 2-game split at No. 10 Minnesota State ... Stopped a season-high 37 shots in a 4-3 win to open the series (March 8) ... Turned aside 34 of 37 shots the following night in a 2-1 overtime loss ... Was also named WCHA Defensive Player of the Week on Feb. 12 after stopping 62 of 65 shots in a road sweep at No. 14 Nebraska Omaha ... Earned WCHA Rookie of the Week honors the week prior after stopping 50 of 52 shots in a win and a tie against Wisconsin (Feb. 1-2) ... Made 30-plus saves in seven of his 17 starts, all against nationally-ranked opponents ... Saved 28 of 29 shots in UND's 2-1 win over No. 14 Niagara in the NCAA West Region semifinal ... Made his collegiate playoff debut with 31 saves in UND's 5-3 Game 1 win over Michigan Tech in the first round of the WCHA Playoffs (March 15) ... Earned his first career win by stopping 17 of 18 shots in a 4-1 win over Alaska Anchorage in the WCHA season opener (Oct. 26) ... Earned first letter.

Before UND: Selected by the Boston Bruins in the sixth round (165th overall) of the 2010 NHL Entry Draft ... Spent the previous two seasons with the Fargo Force of the United States Hockey League (USHL) ... Named co-recipient of USHL's 2011-12 Goaltender of the Year award ... Went 26-14-4 and led the USHL in save percentage (.921) and shutouts (7), while ranking second in goals against average (2.22) ... Set franchise records in all four categories and was named Fargo's Most Valuable Player ... Was a teammate of fellow UND sophomore Bryn Chyzik ... Went 14-8-0 with a 2.23 goals against average and a .908 save percentage, along with two shutouts, in 2010-11 ... Won a bronze medal with the United States at the 2011 World Junior A Challenge, posting a 0.50 GAA and .979 SV% in two games ... Won gold with the U.S. at the 2010 World Junior A Challenge, recording a 2.05 GAA and .929 SV% in four games ... Spent the 2009-10 season with Thief River Falls High School and won the Frank Brimsek Award as the top senior goaltender in the state of Minnesota ... Also earned first-team all-state honors after posting a 1.81 GAA, .925 SV% and three shutouts in 27 games ... Was an all-state honorable mention as a junior ... A 2010 graduate of Lincoln High School ... Also lettered five times in golf and once in football ... Member of the National Honor Society.

Personal: Majoring in pre-occupational therapy ... Son of Kelly Jo McIntyre-Gothberg ... Mother and grandmother both attended UND.



Career Statistics

Overall

Year	GP	MIN	GA	GAA	SVS	SV%	SO	W-L-T
2012-13	17	1000:44	41	2.46	473	.920	0	9-4-3
Totals	17	1000:44	41	2.46	473	.920	0	9-4-3

Conference Only

Year	GP	MIN	GA	GAA	SVS	SV%	SO	W-L-T
2012-13	13	763:15	29	2.28	349	.923	0	7-2-3
Totals	13	763:15	29	2.28	349	.923	0	7-2-3

Career Highs

Goals Allowed (Fewest): 1 (5x). Last 3/29/13 vs. #14 Niagara (NCAA West Reg.)
Most Saves: 37, 3/08/13 at #10 Minnesota State
Most Minutes: 65:00 (2x). Last 2/01/13 vs. #19 Wisconsin
Winning Streak: 3 games from 2/02/13 to 2/09/13
Unbeaten Streak: 6 games (4-0-2) from 2/01/13 to 3/08/13

Career vs. '13-14 Opponents

Bemidji State: 1 GP, 0-0-1
Boston University: 1 GP, 0-1-0
Colorado College: 1 GP, 1-0-0
Denver: 1 GP, 0-0-0
Miami: 0 GP, 0-0-0
Minnesota Duluth: 1 GP, 1-0-0

Nebraska Omaha: 2 GP, 2-0-0
Northern Michigan: 0 GP, 0-0-0
St. Cloud State: 1 GP, 0-1-0
St. Lawrence: 0 GP, 0-0-0
Vermont: 0 GP, 0-0-0
Western Michigan: 0 GP, 0-0-0

(W-L-T record indicated)



ROCCO GRIMALDI



SO | F | 5-6 | 172 | R
19

Hometown: Rossmore, Calif.
Previous Team: U.S. NTDP
Major: General Studies
NHL Rights: Florida (2009 // 2nd // 33rd)

2012-13 (Freshman): Selected to All-WCHA Rookie Team ... Voted UND's Rookie of the Year ... Named to UND's Spring 2013 Dean's List ... Led all WCHA rookies and ranked third nationally with 36 points ... Paced all WCHA rookies and ranked second nationally with 23 assists ... Led the nation's freshmen with 147 shots on goal ... Placed eighth nationally among freshmen with a +14 rating ... Named WCHA co-Rookie of the Week (Dec. 11) after scoring a goal and three assists in a 6-3 win over No. 6 Denver ... It was the first 4-point game by a UND freshman since Drew Stafford and Erik Fabian both did it on Feb. 21, 2004, at Minnesota State ... Game was one of his seven multi-point performances on the season and was the only 4-point game by a freshman in the entire nation ... Recorded at least one point in 27 games, more than any other freshman in the country ... Finished the season with at least one point in 13 of his last 15 games ... Had four goals and 12 assists with a +10 during that stretch ... Put together an 8-game point streak from Feb. 2 through March 8 ... Had four goals and seven assists during the streak ... Opened the year with a 5-game point streak, collecting three goals and three assists ... Scored game-winning goal in 4-3 win at No. 10 Minnesota State (March 8) ... Earned first letter ... Helped lead the United States to a gold medal at the 2013 IIHF World Junior Championship in Russia ... Was named U.S. Player of the Game after scoring both the game-tying and game-winning goals in the gold medal game ... Finished the tournament with two goals and two assists and a +4 in seven games.

2011-12 (Freshman): Appeared in four games before undergoing season-ending knee surgery in February ... Registered one goal and one assist in his four games ... Scored his first career goal in a 3-2 loss at No. 5 Minnesota (Nov. 5) ... Collected his first collegiate point with an assist in a 3-1 win vs. St. Cloud State (Oct. 29) ... Named the WCHA Preseason Rookie of the Year in both the Grand Forks Herald Coaches Poll and the 93X (Duluth) Media Poll ... Was ranked as the Florida Panthers' No. 7 prospect in *The Hockey News* 2012 Future Watch ... Recipient of the Pat & Tammy Sogard Endowment.

Before UND: Selected in the second round, 33rd overall, by Florida in the 2011 NHL Entry Draft ... Spent the previous two seasons with the United States National Team Development Program (NTDP) ... Played in in 58 games with the U.S. Under-18 Team in 2010-11 and led the team in points (73), goals (39), power-play goals (16), and game-winning goals (six) ... Led the team to a gold medal at the 2011 International Ice Hockey Federation (IIHF) World U18 Championship in Germany ... Helped the U.S. National Under-18 Team to a first-place finish at the 2010 Men's Under-18 Four Nations Cup in Sundsvall, Sweden ... Named the tournament's top forward after totaling six points (3g, 3a) in three games ... Also won the 2011 Five Nations Cup championship in the Czech Republic ... Split the 2009-10 season with the U.S. Men's National Under-18 and Under-17 Teams ... Amassed 63 points (21g, 42a) in 62 games between the two teams ... Member of the U.S. Men's National Under-18 Team that won the gold medal at the 2010 IIHF World U18 Championship in Minsk and Bobruisk, Belarus ... Tied for the team lead with 10 points (2g, 8a) in seven games as an under-aged player ... Named to the United States Hockey League (USHL) All-Star roster in each of his two years with the NTDP ... Won three straight Michigan midget state championships (2007-09) with the Little Caesar's Hockey Club prior to joining the NTDP.

Personal: Majoring in general studies ... Son of Rocco and Susie Grimaldi ... Older sister, Niccole, played soccer at Oklahoma State.



Career Statistics

Overall

Year	GP	G	A	PTS	PEN	PP	SH	GW	+/-
2011-12	4	1	1	2	1/2	0	0	0	-5
2012-13	40	13	23	36	9/18	2	0	1	+14
Totals	44	14	24	38	10/20	2	0	1	+9

Conference Only

Year	GP	G	A	PTS	PEN	PP	SH	GW	+/-
2011-12	3	1	1	2	1/2	0	0	0	-2
2012-13	28	10	16	26	7/14	2	0	1	+10
Totals	31	11	17	28	8/16	2	0	1	+8

Career Highs

Goals: 1 (14x). Last 3/08/13 at #10 Minnesota State
Assists: 3, 12/08/12 vs. #6 Denver
Points: 4 (1g, 3a), 12/08/12 vs. #6 Denver
Point Streak: 8 games (4g, 7a) from 2/02/13 to 3/08/13
Plus/Minus: +2 (8x). Last 3/17/13 vs. Michigan Tech (WCHA First Round)
Shots on Goal: 8 (2x). Last 3/09/13 at #10 Minnesota State
Penalty Minutes: 4 (2x). Last 2/01/13 vs. #19 Wisconsin

Career vs. '13-14 Opponents

Bemidji State: 2 GP, 0-2-2
Boston University: 2 GP, 1-1-2
Colorado College: 5 GP, 0-5-5
Denver: 4 GP, 3-4-7
Miami: 0 GP, 0-0-0
Minnesota Duluth: 2 GP, 1-0-0

Nebraska Omaha: 2 GP, 1-1-2
Northern Michigan: 0 GP, 0-0-0
St. Cloud State: 6 GP, 1-1-2
St. Lawrence: 0 GP, 0-0-0
Vermont: 0 GP, 0-0-0
Western Michigan: 0 GP, 0-0-0

MARK MACMILLAN



JR | F | 6-0 | 172 | L

16

Hometown: Penticton, British Columbia
Previous Team: Penticton (BCHL)
Major: Entrepreneurship
NHL Rights: Montreal (2010 // 4th // 113th)

2012-13 (Sophomore): Named a WCHA Scholar-Athlete ... Also earned All-WCHA Academic Team honors ... Achieved career highs in points (25), goals (13), power-play goals (three), shorthanded goals (two) and plus/minus (+10) ... His two shorthanded goals tied him for second in the WCHA ... Won 56.7 percent of his faceoffs ... Enjoyed seven multi-point games and had three 3-point games ... Had two goals and an assist in a 4-2 win vs. Bemidji State (March 1) ... Notched a goal and two assists in a 6-1 win at No. 10 Denver (Feb. 23) ... Had two goals and an assist in a 4-3 win vs. Minnesota Duluth (Nov. 17), including the overtime game-winner ... Earned all-tournament honors at the Brice Alaska Goal Rush after scoring twice in a 5-0 season-opening win vs. Alaska Anchorage (Oct. 19) ... Recipient of the John H. and Jean C. O'Keefe Hockey Scholarship Endowment ... Earned second letter.

2011-12 (Freshman): Led UND freshmen in points (23) and assists (16) ... Led all UND players in points (10) and assists (7) during the month of March ... Had a career-best 7-game point streak snapped in UND's final game of the season, a loss to No. 6 Minnesota in the NCAA West Region final ... Had three goals and seven assists during the streak ... Registered a goal and three assists and was a +5 in three games at the WCHA Final Five ... Had a short-handed goal and an assist and was a +2 in 4-0 win over No. 9 Denver in the championship game (March 17) ... Notched an assist in each of the first two tournament games ... Had four points (1g, 3a) in UND's opening-round sweep over Bemidji State, tying him with teammate Michael Parks as the WCHA's top-scoring freshman during the opening round ... Had the first 3-point game of his career with three assists in Game 2 4-3 win over the Beavers ... Was also a +3 in that game and a +4 in the series ... Tied with linemate Carter Rowney for the WCHA scoring lead during the league playoffs with eight points ... Scored the game-winning goal in a 3-0 win in the regular season finale against Minnesota State (March 3), ending a 13-game goal-scoring drought ... Goal was the first GWG of his career ... Recorded his first collegiate point with an assist in the season opener against Air Force (Oct. 7) ... Scored his first career goal (unassisted) at Wisconsin (Oct. 21) ... Recipient of the John H. and Jean C. O'Keefe Hockey Scholarship Endowment ... Earned first letter.

Before UND: Selected by Montreal in the fourth round (113th overall) of the 2010 NHL Entry Draft ... Spent the 2010-11 season with the Penticton Vees of the British Columbia Hockey League (BCHL), where he averaged a team-leading 1.425 points per game ... Finished the season with 57 points (21g, 36a) in 40 games ... Ranked third on the team in points, assists and game-winning goals (three) ... Was a Penticton teammate of fellow UND forward Brendan O'Donnell ... Played with the BCHL's Alberni Valley Bulldogs in 2009-10 and was named BCHL Coastal Conference Rookie of the Year ... Tallied 80 points (26g, 54a) in 59 games to rank ninth in the league's scoring race ... Ranked fifth in the BCHL in assists ... Added another 14 points (5g, 9a) in 13 playoff games ... A 2010 graduate of Penticton Secondary School.

Personal: Majoring in entrepreneurship ... Son of Doug and Lorraine MacMillan ... Older brother, Mitch, is a senior forward for UND.



Career Statistics

Overall

Year	GP	G	A	PTS	PEN	PP	SH	GW	+/-
2011-12	42	7	16	23	13/26	1	1	1	+2
2012-13	42	13	12	25	14/28	3	2	1	+10
Totals	84	20	28	48	27/54	4	3	2	+12

Conference Only

Year	GP	G	A	PTS	PEN	PP	SH	GW	+/-
2011-12	28	3	6	9	8/16	1	0	1	-7
2012-13	28	10	9	19	7/14	2	2	1	+10
Totals	56	13	15	28	15/30	3	2	2	+3

Career Highs

Goals: 2 (3x). Last 3/01/13 vs. Bemidji State
Assists: 3, 3/10/12 vs. Bemidji State (WCHA First Round)
Points: 3 (4x). Last (2g, 1a) 3/01/13 vs. Bemidji State
Point Streak: 7 games (3g, 7a) from 3/09/12 to 3/24/12
Plus/Minus: +3 (3x). Last 12/14/12 at Michigan Tech
Shots on Goal: 7, 2/23/13 at Denver
Penalty Minutes: 7, 2/23/13 at Denver

Career vs. '13-14 Opponents

Bemidji State: 0 GP, 0-0-0
Boston University: 2 GP, 0-0-0
Colorado College: 0 GP, 0-0-0
Denver: 0 GP, 0-0-0
Miami: 0 GP, 0-0-0
Minnesota Duluth: 1 GP, 0-0-0

Nebraska Omaha: 0 GP, 0-0-0
Northern Michigan: 0 GP, 0-0-0
St. Cloud State: 3 GP, 0-1-1
St. Lawrence: 0 GP, 0-0-0
Vermont: 0 GP, 0-0-0
Western Michigan: 0 GP, 0-0-0



MITCH MacMILLAN



SR | F | 5-11 | 185 | L

25

Hometown: Penticton, British Columbia
Previous Team: St. Cloud State (WCHA)
Major: Entrepreneurship
NHL Rights: Free Agent

2012-13 (Junior): Named to All-WCHA Academic Team ... Became eligible to play for UND following the Christmas break after transferring from St. Cloud State one year earlier ... Suited up for 20 of UND's 24 games in the second half and established career highs in points (7) and assists (5) ... Had four goals in his last 11 games ... Scored the game-winner in UND's 5-2 outdoor win at Nebraska Omaha at TD Ameritrade Park (Feb. 9) ... Made his UND debut in a 5-2 win over No. 20 Holy Cross (Jan. 4) ... Hit the scoresheet the following weekend with a goal and an assist in a 5-3 win over Colorado College (Jan. 12) ... Was also a career-best +3 in that game ... Had a goal and an assist in a 4-2 win over Bemidji State (March 1) ... UND went 4-0-1 when he scored a goal ... Earned first letter at UND.

2011-12 (Sophomore): Transferred to UND from St. Cloud State at the Christmas Break ... Had a career-high five assists in 14 games prior to joining UND ... Sat out the second half of the season due to NCAA transfer rules.

2010-11 (Freshman): Played in 28 games at SCSU and collected four goals and two assists ... Scored first career goal (PPG) against Miami (Oct. 15) ... Added another power-play goal vs. Colorado College (Dec. 11).

Before UND: Spent his first season-and-a-half at St. Cloud State University ... Prior to arriving at SCSU, spent two seasons with Alberni Valley of the BCHL ... Named BCHL Coastal Conference Most Valuable Player in 2009-10 after collecting 93 points (61 goals, 32 assists) in 59 games ... Was a teammate of his younger brother and current UND junior forward Mark MacMillan that season ... Had 55 points (33 goals, 22 assists) in 60 games with Alberni Valley in 2008-09 ... Spent the 2007-08 season with the BCHL's Powell River Kings ... Scored eight goals and nine assists in 52 games ... A 2007 graduate of Penticton Secondary School.

Personal: Majoring in entrepreneurship ... Son of Doug and Lorraine MacMillan ... Younger brother, Mark, is a junior forward for UND.



Career Statistics

Overall

Year	GP	G	A	PTS	PEN	PP	SH	GW	+/-
2010-11	28	4	2	6	5/10	2	0	0	E
2011-12	14	0	5	5	1/2	0	0	0	-2
2012-13	20	5	2	7	2/4	0	0	1	+3
Totals	62	9	9	18	8/16	2	0	1	+1

Conference Only

Year	GP	G	A	PTS	PEN	PP	SH	GW	+/-
2010-11	20	3	2	5	3/6	1	0	0	+1
2011-12	9	0	4	4	1/2	0	0	0	+3
2012-13	14	4	2	6	1/2	0	0	1	+1
Totals	43	7	8	15	5/10	1	0	1	+5

Career Highs

- Goals:** 1 (9x). Last 3/17/13 vs. Michigan Tech (WCHA First Round)
- Assists:** 1 (9x). Last 3/01/13 vs. Bemidji State
- Points:** 2 (2x). Last (1g, 1a) 3/01/13 vs. Bemidji State
- Point Streak:** 2 games (2x). Last (2g, 1a) from 3/01/13 to 3/02/13
- Plus/Minus:** +3 (3x). Last 1/12/13 vs. Colorado College
- Shots on Goal:** 7, 11/27/11 at Nebraska Omaha
- Penalty Minutes:** 2 (8x). Last 3/14/13 vs. Michigan Tech (WCHA First Round)

Career vs. '13-14 Opponents

- Bemidji State:** 6 GP, 2-1-3
- Boston University:** 2 GP, 0-2-2
- Colorado College:** 4 GP, 2-1-3
- Denver:** 4 GP, 0-0-0
- Miami:** 2 GP, 1-0-1
- Minnesota Duluth:** 4 GP, 1-0-1
- Nebraska Omaha:** 5 GP, 1-1-2
- Northern Michigan:** 1 GP, 0-0-0
- St. Cloud State:** 1 GP, 0-0-0
- St. Lawrence:** 0 GP, 0-0-0
- Vermont:** 0 GP, 0-0-0
- Western Michigan:** 0 GP, 0-0-0

NICK MATTSON



JR | D | 6-1 | 178 | L

5

Hometown: Chanhassen, Minn.
Previous Team: Indiana (USHL)
Major: Entrepreneurship
NHL Rights: Chicago (2010 // 6th // 180th)

2012-13 (Sophomore): A 2012-13 Capital One Academic All-District At-Large Team selection ... Named a WCHA Scholar-Athlete ... Also earned his first All-WCHA Academic Team selection ... Named to UND's Spring 2013 Dean's List and Spring Semester President's Roll of Honor ... Posted a career-high +8 rating, doubling the +4 he recorded as a freshman ... Was a plus or even in 12 of his last 16 games and in 29 of 38 games overall ... Put together a pair of 3-game point streaks ... Most recent 3-game streak began with a goal and an assist in UND's 5-2 outdoor win over Nebraska Omaha at TD Ameritrade Park in Omaha (Feb. 9) ... Had one assist in each game the following week at No. 10 Denver (Feb. 22-23) ... Recipient of UND's Lynn & Shirlee Leininger Impact Scholarship ... Earned second letter.

2011-12 (Freshman): Received UND's Tom Hoghaug Memorial Scholarship as the freshman who "demonstrates initiative, character and a sense of responsibility" ... Had 19 points in 42 games to rank second among UND defensemen ... Tied for third among all WCHA freshman defensemen in scoring ... Was a +2 and had one assist at the WCHA Final Five ... Led UND defensemen with six goals ... Scored his first career short-handed goal in a 4-4 tie with Harvard (Dec. 30) ... Enjoyed his first career 2-goal performance in that game ... Collected his first collegiate goal (PPG) and assist in a 3-3 tie with No. 17 Maine (Oct. 15) ... Had five multi-point games ... Recipient of the Lynn and Shirlee Leininger Impact Scholarship ... Earned his first letter.

Before UND: Selected by Chicago in the sixth round (180th overall) of the 2010 NHL Entry Draft ... Spent the previous two seasons with the Indiana Ice of the United States Hockey League (USHL) ... Named the USHL Defenseman of the Year in 2010-11 after leading all USHL defensemen with a plus-33 rating ... Ranked second among USHL defensemen with 36 points (6g, 30a) in 57 games ... A 2011 All-USHL First Team selection ... Was named to the midseason CCM USHL All-Star Team, the second straight year he earned that honor ... Played in 51 games for Indiana in 2009-10 and tallied 19 points (5g, 14a) as a rookie ... Member of United States teams that won both the 2010 and 2009 World Junior A Challenge championships ... A 2010 graduate of Pioneer High School in Ann Arbor, Mich.

Personal: Majoring in entrepreneurship ... Son of Kevin and Julie Mattson.



Career Statistics

Overall

Year	GP	G	A	PTS	PEN	PP	SH	GW	+/-
2011-12	42	6	13	19	5/10	2	1	0	+4
2012-13	38	3	12	15	4/8	0	0	0	+9
Totals	80	9	25	34	9/18	2	1	0	+13

Conference Only

Year	GP	G	A	PTS	PEN	PP	SH	GW	+/-
2011-12	28	3	9	12	2/4	1	0	0	-1
2012-13	25	2	10	12	3/6	0	0	0	+8
Totals	53	5	19	24	5/10	1	0	0	+7

Career Highs

Goals: 2, 12/30/11 vs. Harvard
Assists: 2 (2x). Last 1/27/12 vs. #19 Wisconsin
Points: 2 (6x). Last (1g, 1a) 2/09/13 at #14 Nebraska Omaha (outdoor game)
Point Streak: 3 games (4x). Last (1g, 3a) from 2/09/13 to 2/23/13
Plus/Minus: +2 (4x). Last 1/12/13 vs. Colorado College
Shots on Goal: 4 (2x). Last 10/19/12 vs. Alaska Anchorage (Brice Alaska Goal Rush)
Penalty Minutes: 4, 3/24/12 vs. Western Michigan (NCAA West Regional)

Career vs. '13-14 Opponents

Bemidji State: 6 GP, 0-0-0
Boston University: 2 GP, 0-1-1
Colorado College: 7 GP, 2-3-5
Denver: 6 GP, 0-3-3
Miami: 0 GP, 0-0-0
Minnesota Duluth: 4 GP, 0-1-1

Nebraska Omaha: 0 GP, 0-0-0
Northern Michigan: 4 GP, 1-1-2
St. Cloud State: 8 GP, 0-1-1
St. Lawrence: 0 GP, 0-0-0
Vermont: 0 GP, 0-0-0
Western Michigan: 1 GP, 0-0-0



BRENDAN O'DONNELL



JR | F | 6-0 | 191 | L

21

Hometown: Winnipeg, Manitoba
Previous Team: Penticton (BCHL)
Major: Communication
NHL Rights: Tampa Bay (2010 // 6th // 156th)

Career: UND has never lost when he scores a goal (5-0-1).

2012-13 (Sophomore): Named to the All-WCHA Academic Team ... Achieved career highs in games played (29), points (10) and assists (eight) ... Finished the season with four points (1g, 3a) in his last seven games after collecting six (1g, 5a) in his first 22 ... Scored a goal and was a +2 in UND's 6-0 Game 3 win over Michigan Tech in the first round of the WCHA Play-offs (March 17) ... Scored the game-winning goal in a 3-0 win at No. 15 St. Cloud State (Nov. 9) ... Put together a career-long 3-game point streak from Oct. 26 to Nov. 3, collecting one assist in each game ... Recipient of UND's Michael and Janel Gehb Men's Hockey Scholarship Endowment ... Earned second letter.

2011-12 (Freshman): Underwent season-ending shoulder surgery in February ... Was leading all UND freshmen in goals at the time of his injury ... Finished his freshman campaign with five goals and one assist in 17 games ... Was named WCHA Rookie of the Week on Dec. 6 after enjoying a 2-goal game in a 5-2 win at Alaska Anchorage (Dec. 2) ... Notched the game-winning goal in that victory and was a +2 ... Scored his first career goal in a 5-2 win at Bemidji State (Nov. 29) ... Had a goal and an assist in a 4-4 tie with Harvard (Dec. 30) ... Added a goal the following night in a 7-3 win over Harvard (Dec. 31) ... Recipient of the Michael and Janel Gehb Men's Hockey Scholarship Endowment ... Earned his first letter.

Before UND: Selected by Tampa Bay in the sixth round (156th overall) of the 2010 NHL Entry Draft ... Spent the 2010-11 season with the BCHL's Penticton Vees and ranked second on the team in scoring with 72 points (29g, 43a) in 58 games ... Also ranked second on the Vees in goals and assists ... Led the BCHL with 18 power-play goals ... Was a Penticton teammate of current UND junior forward Mark MacMillan ... Spent the 2009-10 season with the Winnipeg South Blues of the Manitoba Junior Hockey League (MJHL) ... Was named MJHL Rookie of the Year after collecting 61 points (29g, 32a) in 53 games ... An MJHL Rookie All-Star Team selection ... A 2010 graduate of Vincent Massey Collegiate.

Personal: Majoring in communication ... Son of Art and Violet O'Donnell.



Career Statistics

Overall

Year	GP	G	A	PTS	PEN	PP	SH	GW	+/-
2011-12	17	5	1	6	0/0	0	0	1	+1
2012-13	29	2	8	10	10/20	0	0	1	E
Totals	46	7	9	16	10/20	0	0	2	+1

Conference Only

Year	GP	G	A	PTS	PEN	PP	SH	GW	+/-
2011-12	10	3	0	3	0/0	0	0	1	+2
2012-13	16	1	4	5	6/12	0	0	1	-3
Totals	26	4	4	8	6/12	0	0	1	-1

Career Highs


Goals: 2, 12/02/11 at Alaska Anchorage
Assists: 1 (9x). Last 3/21/13 vs. Colorado College (WCHA Final Five)
Points: 2 (2x). Last (1g, 1a) 12/30/11 vs. Harvard
Point Streak: 3 games (3a) from 10/26/12 to 11/02/12
Plus/Minus: +2 (3x). Last 3/17/13 vs. Michigan Tech (WCHA First Round)
Shots on Goal: 5 (2x). Last 11/26/11 vs. #4 Colorado College
Penalty Minutes: 4, 12/08/12 vs. #6 Denver

Career vs. '13-14 Opponents

Bemidji State: 2 GP, 1-0-1
Boston University: 2 GP, 0-1-1
Colorado College: 6 GP, 0-1-1
Denver: 4 GP, 0-0-0
Miami: 0 GP, 0-0-0
Minnesota Duluth: 2 GP, 0-0-0

Nebraska Omaha: 2 GP, 0-0-0
Northern Michigan: 0 GP, 0-0-0
St. Cloud State: 2 GP, 1-0-1
St. Lawrence: 0 GP, 0-0-0
Vermont: 0 GP, 0-0-0
Western Michigan: 0 GP, 0-0-0

ANDREW PANZARELLA



JR | D | 6-1 | 201 | R

22

Hometown: Washington, D.C.
Previous Team: Waterloo (USHL)
Major: Entrepreneurship
NHL Rights: Free Agent

2012-13 (Sophomore): Suited up for seven games ... UND went 6-1-0 when he was in the lineup ... Was a +1 in UND's 5-3 Game 1 win over Michigan Tech in the first round of the WCHA playoffs (March 15) ... Game was his first since Jan. 25 vs. St. Cloud State ... Was a plus or even in five of his seven games ... Recipient of UND's Archie Krum Memorial Athletic Scholarship ... Earned second letter.

2011-12 (Freshman): Appeared in 40 of 42 games, collecting three assists ... Matched his career high with three shots on goal in UND's 3-1 win over No. 12 Western Michigan in the NCAA West Region semifinal ... Blocked three shots in a 6-3 win over No. 4 Minnesota in the WCHA Final Five semifinal (March 16) ... Registered his first career point with an assist in a 3-1 win over Maine (Oct. 14) ... Made his collegiate debut in the season opener against Air Force (Oct. 7) ... Was a plus or even in his last 10 straight games to close out the season ... Earned his first letter.

Before UND: Spent the 2010-11 season with the USHL's Waterloo Black Hawks and notched a career-high 18 points (3g, 15a) in 53 games ... Served as team captain ... Was acquired by Waterloo from Tri-City for the final 20 games of the 2009-10 season ... Collected five assists in those 20 games ... Had appeared in 36 games with Tri-City prior to the trade and scored two goals and three assists ... Spent the 2008-09 and 2007-08 seasons with the USHL's Des Moines Buccaneers ... Played with future UND teammates Joe Gleason (2008-09) and Ben Blood (2007-08) while with with Des Moines ... A 2007 graduate of Valley High School.

Personal: Majoring in entrepreneurship ... Son of Edward and Donna Panzarella.



Career Statistics

Overall

Year	GP	G	A	PTS	PEN	PP	SH	GW	+/-
2011-12	40	0	4	4	9/29	0	0	0	+2
2012-13	7	0	0	0	3/6	0	0	0	-1
Totals	47	0	4	4	12/35	0	0	0	+1

Conference Only

Year	GP	G	A	PTS	PEN	PP	SH	GW	+/-
2011-12	27	0	1	1	6/12	0	0	0	-4
2012-13	5	0	0	0	3/6	0	0	0	-2
Totals	32	0	1	1	9/18	0	0	0	-6

Career Highs

Goals: None
Assists: 1 (4x). Last 3/25/12 vs. #6 Minnesota (NCAA West Regional)
Points: 1 (4x). Last (1a) 3/25/12 vs. #6 Minnesota (NCAA West Regional)
Point Streak: None
Plus/Minus: +2 (2x). Last 3/02/12 vs. Minnesota State
Shots on Goal: 3 (2x). Last 3/24/12 vs. Western Michigan (NCAA West Regional)
Penalty Minutes: 15, 12/31/11 vs. Harvard

Career vs. '13-14 Opponents

Bemidji State: 3 GP, 0-0-0
Boston University: 0 GP, 0-0-0
Colorado College: 3 GP, 0-0-0
Denver: 4 GP, 0-0-0
Miami: 0 GP, 0-0-0
Minnesota Duluth: 3 GP, 0-0-0

Nebraska Omaha: 2 GP, 0-0-0
Northern Michigan: 0 GP, 0-0-0
St. Cloud State: 6 GP, 0-0-0
St. Lawrence: 0 GP, 0-0-0
Vermont: 0 GP, 0-0-0
Western Michigan: 1 GP, 0-0-0



MICHAEL PARKS



JR | F | 6-0 | 196 | R
15

Hometown: St. Louis, Mo.
Previous Team: Cedar Rapids (USHL)
Major: General Studies
NHL Rights: Philadelphia (2010//5th//149th)

Named assistant captain for the 2013-14 season.

2012-13 (Sophomore): Ranked seventh on the team with seven goals despite missing 17 games due to injury ... Missed all but one game during the first half of the season ... Returned to the lineup against No. 20 Holy Cross (Jan. 4-5) and scored two goals and had 15 shots on goal in the series ... Had a career-high nine shots on goal in the series finale, a 3-2 victory ... Scored a career-high two goals in UND's 4-1 win over No. 19 Wisconsin (Feb. 2) ... Scored the opening goal in UND's 5-3 Game 1 win over Michigan Tech in the first round of the WCHA Playoffs (March 15) ... Recipient of UND's Engelstad Family Foundation Endowment ... Earned second letter.

2011-12 (Freshman): Named UND's Rookie of the Year ... Led all UND freshmen with 12 goals and ranked second with 22 points ... Nineteen of his 22 points came after Dec. 31 ... Reached the scoresheet in 15 of 23 games during that stretch and went back-to-back games without a point on only one occasion ... Scored the opening goal in UND's 3-1 win over No. 12 Western Michigan in the NCAA West Region semifinal ... Had two goals and an assist and was a +3 at the WCHA Final Five ... Had a goal and an assist and was a +2 in 6-3 semifinal win over No. 4 Minnesota (March 16) ... Added a power-play goal in 4-0 win over No. 9 Denver in the championship game (March 17) ... Also had four multi-point games during that time ... Had four points (1g, 3a) in UND's first-round sweep of Bemidji State (March 9-10), tying him with linemate Mark MacMillan as the WCHA's top-scoring rookie during the opening round ... Had two points in each game against BSU and was a +4 ... Notched his first career game-winning goal in a 4-2 win over Wisconsin (Jan. 28) ... Scored his first career goal in a 3-1 win over No. 17 Maine (Oct. 14) ... Recipient of the Engelstad Family Foundation Endowment ... Earned his first letter.

Before UND: Selected by Philadelphia in the fifth round (149th overall) of the 2010 NHL Entry Draft ... Spent the previous two seasons with the Cedar Rapids RoughRiders of the USHL ... Appeared in 56 games in 2010-11 and ranked second on the team in goals (25) and tied for fifth in points (41) ... Led the team with a pair of short-handed goals and ranked third on the team with a plus-18 rating ... Played in 51 games as a rookie in 2009-10 and tallied 11 goals and 11 assists ... Member of United States teams that won both the 2010 and 2009 World Junior A Challenge championships ... A 2010 graduate of Washington High School.

Personal: Majoring in general studies ... Son of Ralph and Margaret Parks.



Career Statistics

Overall

Year	GP	G	A	PTS	PEN	PP	SH	GW	+/-
2011-12	42	12	10	22	12/38	2	0	1	+5
2012-13	25	7	1	8	10/31	2	0	0	-4
Totals	67	19	11	29	22/69	4	0	1	+1

Conference Only

Year	GP	G	A	PTS	PEN	PP	SH	GW	+/-
2011-12	28	6	6	12	10/34	1	0	1	+1
2012-13	17	4	1	5	7/25	1	0	0	E
Totals	45	10	7	17	17/59	2	0	1	+1

Career Highs

Goals: 2, 2/02/13 vs. #19 Wisconsin
Assists: 2, 3/09/12 vs. Bemidji State (WCHA First Round)
Points: 2 (5x), Last (2g) 2/02/13 vs. #19 Wisconsin
Longest Point Streak: 3 games (3x), Last (3g, 1a) from 3/16/12 to 3/24/12
Plus/Minus: +2 (4x), last 2/02/13 vs. Wisconsin
Shots on Goal: 9, 1/05/13 vs. #20 Holy Cross
Penalty Minutes: 15 (2x), Last 1/11/13 vs. Colorado College

Career vs. '13-14 Opponents

Bemidji State: 6 GP, 1-3-4
Boston University: 0 GP, 0-0-0
Colorado College: 5 GP, 1-0-1
Denver: 5 GP, 2-1-3
Miami: 0 GP, 0-0-0
Minnesota Duluth: 3 GP, 1-1-2

Nebraska Omaha: 4 GP, 0-0-0
Northern Michigan: 0 GP, 0-0-0
St. Cloud State: 7 GP, 0-2-2
St. Lawrence: 0 GP, 0-0-0
Vermont: 0 GP, 0-0-0
Western Michigan: 1 GP, 1-0-1

STEPHANE PATTYN



JR | F | 6-1 | 208 | L

28

Hometown: Ste. Anne, Manitoba
Previous Team: Portage (MJHL)
Major: Entrepreneurship
NHL Rights: Free Agent

Named assistant captain for the 2013-14 season.

2012-13 (Sophomore): Appeared in all but one game and collected two goals and two assists ... Both goals were unassisted and both came against top-12 teams ... Scored key go-ahead goal in the third period of UND's 4-3 win at No. 10 Minnesota State (March 8) ... Breakaway goal came at 6:46 of the third period and put UND ahead 3-2 ... Goal broke a personal 28-game drought ... Other goal came in a 4-2 loss to No. 12 Boston University (Nov. 3) ... Was a plus or even in 19 of his last 21 games, including each of the last 11 ... Earned second letter.

2011-12 (Freshman): Played in all 42 games and led UND's freshmen with three game-winning goals ... Only seven freshmen have ever scored more game-winning goals at UND ... His first career goal was the game-winner with 1:54 remaining in the third period of a 5-3 win over Wisconsin (Jan. 27) and came on his 21st birthday ... All four of his goals came during WCHA play ... Both of his assists came in one game, a 7-3 win over Harvard on New Year's Eve ... All seven of his points came from New Year's Eve on ... Set up Mario Lamoureux's game-winning goal in 6-3 WCHA Final Five semifinal win over No. 4 Minnesota in which UND rallied from a 3-0 deficit ... Was a +1 in UND's 3-1 win over No. 12 Western Michigan in the NCAA West Region semifinal ... Earned first letter.

Before UND: Spent the previous two seasons with the MJHL's Portage Terriers ... Racked up 62 points (21g, 41a) in 62 games last season to finish 10th in the MJHL scoring race ... Was named Portage's Most Valuable Player and finished the 2010-11 season as the Terriers' captain ... Added 16 points in the MJHL Playoffs and the ANAVET Cup ... Led the Terriers to an ANAVET Cup championship and a berth in the RBC Cup ... Played in the 2011 MJHL All-Star Game ... Played in 51 games as a rookie in 2009-10 and had 41 points (12g, 29a) ... Was named Portage's Best Defensive Forward ... A 2009 graduate of Ecole Pointe-des-Chenes.

Personal: Majoring in entrepreneurship ... Son of Mitch and Denise Pattyn.



Career Statistics

Overall

Year	GP	G	A	PTS	PEN	PP	SH	GW	+/-
2011-12	42	4	3	7	18/36	0	0	3	+4
2012-13	41	2	2	4	22/60	0	0	0	-5
Totals	83	6	5	11	40/96	0	0	3	-1

Conference Only

Year	GP	G	A	PTS	PEN	PP	SH	GW	+/-
2011-12	28	4	0	4	15/30	0	0	3	+2
2012-13	28	1	1	2	16/48	0	0	0	-5
Totals	56	5	1	6	31/78	0	0	3	-3

Career Highs

Goals: 1 (6x). Last 3/08/13 at #10 Minnesota State
Assists: 2, 12/31/11 vs. Harvard
Points: 2 (2a), 12/31/11 vs. Harvard
Longest Point Streak: None
Plus/Minus: +1 (13x). Last 3/29/13 vs. #14 Niagara (NCAA West Regional)
Shots on Goal: 3 (5x). Last 2/02/13 vs. #19 Wisconsin
Penalty Minutes: 12, 1/18/13 at #1 Minnesota

Career vs. '13-14 Opponents

Bemidji State: 6 GP, 0-0-0
Boston University: 2 GP, 1-0-1
Colorado College: 6 GP, 0-1-1
Denver: 7 GP, 1-0-1
Miami: 0 GP, 0-0-0
Minnesota Duluth: 4 GP, 1-0-1

Nebraska Omaha: 4 GP, 0-0-0
Northern Michigan: 0 GP, 0-0-0
St. Cloud State: 9 GP, 0-0-0
St. Lawrence: 0 GP, 0-0-0
Vermont: 0 GP, 0-0-0
Western Michigan: 1 GP, 0-0-0



DEREK RODWELL



SR | F | 6-2 | 202 | R
11

Hometown: Taber, Alberta
Previous Team: Okotoks (AJHL)
Major: Entrepreneurship
NHL Rights: New Jersey (2009 // 5th // 144th)

2012-13 (Junior): Named to his second straight All-WCHA Academic Team ... Scored a goal in UND's 5-3 Game 1 win over Michigan Tech in the first round of the WCHA playoffs (March 15) ... Unassisted goal with 4:15 left in the second period put UND ahead 3-2 and snapped a personal 14-game goal-scoring drought ... His only other goal on the season came at Michigan Tech in a 6-1 win (Dec. 14) ... Was a plus or even in 27 of his last 31 games ... Recipient of UND's Bertha "Pat" Byrne Hockey Scholarship Endowment ... Earned third letter.

2011-12 (Sophomore): Named to All-WCHA Academic Team ... Underwent season-ending shoulder surgery in February after suffering injury in Dec. 30 game against Harvard ... Had one goal and one assist in 19 games ... Scored his lone goal in a 4-3 win over No. 4 Colorado College (Nov. 26) ... Had his lone assist one week earlier in a 5-2 win at Bemidji State (Nov. 19) ... Recipient of the Bertha "Pat" Byrne Hockey Scholarship Endowment ... Earned his second letter.

2010-11 (Freshman): Named to Athletics Director's Fall Honor Roll ... Tallied five goals and four assists in 39 games as a freshman ... Scored a goal in the regular season finale at Michigan Tech (March 5) ... Goal was his first of the second half of the season and ended a 19-game goal-scoring drought ... Scored a short-handed goal in a 7-3 loss at Maine (Oct. 22) ... Three of his five goals came against nationally-ranked opponents ... Scored his first career goal in a 5-2 win at Bemidji State (Oct. 16) ... Made his collegiate debut in a 3-1 win over No. 12 Alaska at the Kendall Hockey Classic in Anchorage (Oct. 9) ... Earned first letter.

Before UND: Selected by New Jersey in the fifth round (144th overall) of the 2009 NHL Entry Draft ... Spent the previous three seasons with the AJHL's Okotoks Oilers ... Scored 53 points (18 goals, 35 assists) in 55 games in 2009-10 and led the Oilers to an AJHL South Division championship ... Ranked second on the team in assists and third in points ... Added nine points, including a team-leading six goals, in 11 playoff games ... Enjoyed 10 multi-point games during the regular season, including six three-point games ... Participated in 2010 AJHL All-Star Game and was named team captain of the South Division All-Star Team ... Had 17 goals and 12 assists in 41 games in 2008-09 and nine goals and 10 assists in 62 games in 2007-08 ... Was an Okotoks teammate of future UND teammates Corban Knight (2007-08 and 2008-09) and Brad Eidsness (2007-08).

Personal: Majoring in entrepreneurship ... Son of Tom and Loree Rodwell.



Career Statistics

Overall

Year	GP	G	A	PTS	PEN	PP	SH	GW	+/-
2010-11	39	5	4	9	10/20	0	1	0	+2
2011-12	19	1	1	2	1/2	0	0	0	-1
2012-13	32	2	1	3	13/34	0	0	0	E
Totals	90	8	6	14	24/56	0	1	0	+1

Conference Only

Year	GP	G	A	PTS	PEN	PP	SH	GW	+/-
2010-11	27	3	4	7	8/16	0	0	0	+4
2011-12	14	1	1	2	0/0	0	0	0	E
2012-13	23	1	1	2	11/30	0	0	0	E
Totals	64	5	6	11	10/46	0	0	0	+4

Career Highs

Goals: 1 (8x). Last 3/15/13 vs. Michigan Tech (WCHA First Round)

Assists: 1 (6x). Last 1/19/13 at #1 Minnesota

Points: 1 (14x). Last (1g) 3/15/13 vs. Michigan Tech (WCHA First Round)

Longest Point Streak: 2 games (2x). Last (1g, 1a) from 3/04/11 to 3/05/11

Plus/Minus: +1 (17x). Last 3/15/13 vs. Michigan Tech (WCHA First Round)

Shots on Goal: 4 (2x). Last 11/20/11 at Bemidji State

Penalty Minutes: 18, 2/02/13 vs. #19 Wisconsin

Career vs. '13-14 Opponents

Bemidji State: 8 GP, 1-1-2

Boston University: 2 GP, 0-0-0

Colorado College: 5 GP, 1-0-1

Denver: 5 GP, 0-0-0

Miami: 0 GP, 0-0-0

Minnesota Duluth: 5 GP, 1-0-1

Nebraska Omaha: 8 GP, 0-1-1

Northern Michigan: 0 GP, 0-0-0

St. Cloud State: 9 GP, 0-1-1

St. Lawrence: 0 GP, 0-0-0

Vermont: 0 GP, 0-0-0

Western Michigan: 0 GP, 0-0-0

COLTYN SANDERSON



SO | F | 6-1 | 188 | L

26

Hometown: Moose Jaw, Saskatchewan
Previous Team: Weyburn (USHL)
Major: Pre-Management
NHL Rights: Free Agent

2012-13 (Freshman): Appeared in two games, both coming at the season-opening Brice Alaska Goal Rush in Fairbanks (Oct. 19-20) ... Made his collegiate debut in UND's 5-0 win over Alaska Anchorage in the season opener (Oct. 19) ... Had one shot on goal and blocked one shot ... Was even the following day in a 2-1 loss to Alaska (Oct. 20) ... Earned first letter.

Before UND: Spent the previous two seasons with the Weyburn Red Wings of the Saskatchewan Junior Hockey League (SJHL) ... Served as team captain in 2011-12 and amassed 81 points (32 goals, 49 assists) in 57 games ... Finished fourth in the SJHL scoring race ... Added nine goals and nine assists in 17 playoff games and led Weyburn to the Sherwood Conference championship ... Weyburn's nominee for SJHL Player of the Year ... Received four team honors: Barber Motors Award (Most Valuable Forward), NSWB Community Service Award, Marcel Labelle Memorial Award (Red Wing Displaying Dedication) and the President's Ring ... Played in 57 games in 2010-11 and had 19 goals and 29 assists for 48 points ... Spent the 2009-10 season with the Assiniboia Southern Rebels of the Prairie Junior Hockey League and collected 35 points (19 goals, 16 assists) in 37 games ... A 2009 graduate of St. Joseph High School in Saskatoon, Saskatchewan.

Personal: Majoring in pre-management ... Son of Mike Sanderson and James and Tara Oliver ... Father, Mike Sanderson, enjoyed a 13-year professional hockey career.



Career Statistics

Overall

Year	GP	G	A	PTS	PEN	PP	SH	GW	+/-
2012-13	2	0	0	0	0/0	0	0	0	E
Totals	2	0	0	0	0/0	0	0	0	E

Conference Only

Year	GP	G	A	PTS	PEN	PP	SH	GW	+/-
2012-13	0	0	0	0	0/0	0	0	0	--
Totals	0	0	0	0	0/0	0	0	0	--

Career Highs

Goals: None
Assists: None
Points: None
Longest Point Streak: None
Plus/Minus: Even (2x). Last 10/20/12 at Alaska (Brice Alaska Goal Rush)
Shots on Goal: 1, 10/19/12 vs. Alaska Anchorage (Brice Alaska Goal Rush)
Penalty Minutes: None


Career vs. '13-14 Opponents

Bemidji State: 0 GP, 0-0-0
Boston University: 0 GP, 0-0-0
Colorado College: 0 GP, 0-0-0
Denver: 0 GP, 0-0-0
Miami: 0 GP, 0-0-0
Minnesota Duluth: 0 GP, 0-0-0

Nebraska Omaha: 0 GP, 0-0-0
Northern Michigan: 0 GP, 0-0-0
St. Cloud State: 0 GP, 0-0-0
St. Lawrence: 0 GP, 0-0-0
Vermont: 0 GP, 0-0-0
Western Michigan: 0 GP, 0-0-0



CLARKE SAUNDERS



SR | G | 6-2 | 220 | L

33

Hometown: Brockville, Ontario
Previous Team: Univ. of Alabama-Huntsville
Major: Phys. Edu., Exercise Science & Wellness
NHL Rights: Free Agent

2012-13 (Junior): Achieved career highs in virtually every category ... His career-best .917 save percentage tied him for the ninth-best in UND single-season history ... Made his first career playoff starts in Games 2 and 3 against Michigan Tech in the first round of the WCHA Playoffs and stopped 56 of 58 shots ... Stopped all 27 shots he faced in UND's 6-0 Game 3 win and shared a shutout with senior Tate Maris ... Duo combined for just the third shared shutout in program history ... Only other combined shutouts were shared by Jordan Parise and Jake Brandt in a 10-0 win over Yale on Nov. 1, 2003, and by Gerald "Spike" Schultz and Tom Yurkovich in an 11-0 win over Minnesota Duluth on Nov. 26, 1954 ... Stopped 35 of 38 shots in NCAA West Region final loss to Yale (March 30) ... Made his UND debut with a 21-save shutout in the season opener vs. Alaska Anchorage at the Brice Alaska Goal Rush (Oct. 19) ... Shutout was the first of his career and made him just the third goalie in school history to earn a road shutout in his UND debut ... Added 30 saves the next day in a 2-1 loss at Alaska and was named to the all-tournament team ... Also recorded a 32-save shutout in a 3-0 win at No. 15 St. Cloud State (Nov. 9) ... Made a season-high 42 saves in a 4-4 tie vs. Minnesota Duluth (Nov. 16) ... Made 30 or more saves in nine starts ... Allowed two goals or fewer in 10 of his last 13 starts ... Recipient of UND's Scott C. Brower Memorial Scholarship Endowment ... Earned first letter at UND.

2011-12 (Sophomore): Appeared in 27 games (26 starts) at UAH and averaged an NCAA-leading 34 saves per game ... Posted a .906 save percentage for a UAH team that went 2-28-1 ... Registered a pair of 50-plus save performances, including a 1-1 tie against Air Force (55 saves) and a 2-1 loss against Minnesota Duluth (52 saves) ... Stopped 44 shots in a 3-1 win over Nebraska Omaha (Dec. 2).

2010-11 (Freshman): Appeared in 19 games as a freshman in 2010-11 at UAH and went 4-14-0 with a 3.80 goals against average and an .898 save percentage ... Made a school-record 58 saves in a 2-1 overtime victory against Nebraska Omaha (Jan. 29) ... Also set a UAH record for saves in a period with 25 (on 25 shots) during the second period ... Received USCHO.com's No. 1 Star of the Week for his performance against UNO ... Led UAH to all four of its victories on the season.

Before College: Spent the previous four seasons with the Brockville Braves of the Central Canada Hockey League (CCHL) ... Set a Brockville team record for wins in two of his last three seasons with the club ... Went 31-7-1 with a 2.31 GAA and .915 SV% in 2009-10, ranking second in the CCHL in wins and GAA ... Finished his CHL career with 81 wins, third-most in league history.

Personal: Majoring in physical education, exercise science and wellness ... Son of Pam and Dave Saunders.



Career Statistics

Overall

Year	GP	MIN	GA	GAA	SVS	SV%	SO	W-L-T
2010-11*	19	1058:42	67	3.80	587	.898	0	4-14-0
2011-12*	27	1534:16	95	3.72	918	.906	0	2-23-1
2012-13	26	1542:26	59	2.30	649	.917	2	13-9-4
Totals	72	4135:24	221	3.21	2154	.907	2	19-46-5

Conference Only

Year	GP	MIN	GA	GAA	SVS	SV%	SO	W-L-T
2010-11*	0	0	0	---	0	---	0	---
2011-12*	0	0	0	---	0	---	0	---
2012-13	16	947:57	41	2.60	403	.908	1	7-5-4
Totals	16	947:57	41	2.60	403	.908	1	7-5-4

Career Highs

Goals Allowed (Fewest): 1 (5x). Last 3/29/13 vs. #14 Niagara (NCAA West Reg.)
Most Saves: 37, 3/08/13 at #10 Minnesota State
Most Minutes: 65:00 (2x). Last 2/01/13 vs. #19 Wisconsin
Winning Streak: 3 games from 2/02/13 to 2/09/13
Unbeaten Streak: 6 games (4-0-2) from 2/01/13 to 3/08/13

**Played at NCAA Division I independent Alabama-Huntsville*

Career vs. '13-14 Opponents

Bemidji State: 4 GP, 2-2-0
Boston University: 1 GP, 1-0-0
Colorado College: 6 GP, 1-4-0
Denver: 6 GP, 3-2-1
Miami: 2 GP, 0-2-0
Minnesota Duluth: 3 GP, 0-2-1
Nebraska Omaha: 4 GP, 2-2-0

Northern Michigan: 0 GP, 0-0-0
St. Cloud State: 0 GP, 0-0-0
St. Lawrence: 0 GP, 0-0-0
Vermont: 0 GP, 0-0-0
Western Michigan: 1 GP, 0-1-0

(W-L-T record indicated)

JORDAN SCHMALTZ



SO | D | 6-2 | 192 | R
24

Hometown: Verona, Wis.
Previous Team: Green Bay (USHL)
Major: Phys. Edu., Exercise Science & Wellness
NHL Rights: St. Louis (2012 // 1st // 25th)

2012-13 (Freshman): Played in all 42 games, more than any other WCHA rookie defensemen ... Ranked fifth among WCHA rookie rearguards in both points (12) and plus/minus (+9) ... Had 10 points and a +12 in his last 28 games after opening his collegiate career with two points and a -3 in his first 14 games ... Was a +5 in UND's four games during the WCHA playoffs ... Was a plus or even in 18 of his last 19 games ... Scored a goal and an assist in his collegiate debut against Alaska Anchorage in the season opener (Oct. 19) at the Brice Alaska Goal Rush in Fairbanks ... Was also a season-best +3 in that game ... Was named to the Brice Alaska Goal Rush All-Tournament Team ... Scored game-tying power-play goal with 12:23 remaining in the third period of UND's 2-2 overtime tie with Bemidji State (March 2) in the regular season finale ... Earned first letter.

Before UND: Selected by the St. Louis Blues in the first round (25th overall) of the 2012 NHL Entry Draft ... Tied for second among USHL defensemen in 2011-12 with 41 points (10 goals, 31 assists) in 55 games ... Spent the majority of the season with the USHL's Green Bay Gamblers, collecting seven goals and 28 assists in 46 games ... Led the Gamblers to the USHL's Anderson Cup with a 47-9-4 record ... Added two goals and five assists in 11 playoff games ... Began the season with the USHL's Sioux City Musketeers, where he scored three goals and three assists in nine games ... Participated in the 2012 USHL/NHL Top Prospects Game ... Spent the 2010-11 season with Sioux City and led USHL defensemen in points (44), goals (11) and assists (31) in 53 games ... Earned USHL First All-Star Team and USHL All-Rookie Team honors ... Was a five-time USHL Defenseman of the Week as a rookie ... Won a bronze medal with the United States at the 2011 World Junior A Challenge ... Won gold with the U.S. at the 2010 World Under-17 Hockey Challenge.

Personal: Majoring in physical education, exercise science and wellness ... Father, Mike, lettered in football at UND from 1988 to 1990 ... Uncles, Marc Schmaltz (1988-91) and Monte Schmaltz (1992-93), also lettered in football at UND.



Career Statistics

Overall

Year	GP	G	A	PTS	PEN	PP	SH	GW	+/-
2012-13	42	3	9	12	10/31	2	0	0	+8
Totals	42	3	9	12	10/31	2	0	0	+8

Conference Only

Year	GP	G	A	PTS	PEN	PP	SH	GW	+/-
2012-13	28	2	6	8	9/29	2	0	0	+4
Totals	28	2	6	8	9/29	2	0	0	+4

Career Highs

Goals: 1 (3x). Last 3/02/13 vs. Bemidji State
Assists: 2, 1/04/13 vs. #20 Holy Cross
Points: 2 (2x). Last (2a) 1/04/13 vs. #20 Holy Cross
Longest Point Streak: 2 games (2a) from 2/23/13 to 3/02/13
Plus/Minus: +3, 10/19/12 vs. Alaska Anchorage (Brice Alaska Goal Rush)
Shots on Goal: 4, 10/19/12 vs. Alaska Anchorage (Brice Alaska Goal Rush)
Penalty Minutes: 15, 11/10/12 at #15 St. Cloud State

Career vs. '13-14 Opponents

Bemidji State: 2 GP, 1-1-2
Boston University: 2 GP, 0-0-0
Colorado College: 5 GP, 0-1-1
Denver: 4 GP, 0-2-2
Miami: 0 GP, 0-0-0
Minnesota Duluth: 2 GP, 0-0-0

Nebraska Omaha: 2 GP, 1-0-1
Northern Michigan: 0 GP, 0-0-0
St. Cloud State: 4 GP, 0-0-0
St. Lawrence: 0 GP, 0-0-0
Vermont: 0 GP, 0-0-0
Western Michigan: 0 GP, 0-0-0



DILLON SIMPSON



SR | D | 6-2 | 197 | L

18

Hometown: Edmonton, Alberta
Previous Team: Spruce Grove (AJHL)
Major: Managerial Finance & Corporate Accounting
NHL Rights: Edmonton (2011 // 4th // 92nd)

Named team captain for the 2013-14 season.

2012-13 (Junior): Earned his second straight WCHA Scholar-Athlete honor ... Also named to his second consecutive All-WCHA Academic Team ... Received team's Most Improved Player Award ... Established new career highs in points (24), goals (five), assists (19), and power-play goals (three) ... Led UND's defensemen in scoring ... Ranked sixth among WCHA defensemen with 19 assists ... Had three points during the first round of the WCHA Playoffs to lead all WCHA defensemen ... Scored the game's first goal and was a +3 in UND's 6-0 Game 3 win over Michigan Tech in the first round (March 17) ... Had a goal and an assist in a 5-3 win in Game 1 (March 15) ... Racked up 19 of his 24 points after Dec. 1, which tied him for sixth nationally among defensemen during that stretch ... Had four goals and 15 assists in 29 games during that time ... That stretch began in a 3-2 overtime win at #18 Colorado College (Dec. 1) when he scored the game-tying goal with 13 seconds left in regulation ... Collected a goal and two assists for his first career 3-point game in a 6-1 win at No. 10 Denver (Feb. 23) ... Enjoyed a stretch of 24 consecutive games without taking a penalty from Dec. 8 to March 17 ... Recipient of UND's Rick & Lori Lee Impact Scholarship ... Earned third letter.

2011-12 (Sophomore): Named a WCHA Scholar-Athlete ... Also selected to his first All-WCHA Academic Team ... Appeared in all 42 games and achieved career highs in points (18) and assists (16) ... Ranked second among defensemen in plus/minus (+10) ... Scored his first career game-winning goal in series-clinching 4-3 win over Bemidji State in the first round of the WCHA playoffs ... Was a plus or even in 34 of his 42 games ... Was a career-best +4 in a 7-3 win over Harvard on New Year's Eve ... Enjoyed a pair of 2-assist games in wins over Bemidji State (Nov. 19) and Clarkson (Jan. 7) ... Strung together a career-best 4-game point streak when he notched one assist in each game from Nov. 25 to Dec. 3 ... Enjoyed a stretch in which he recorded 11 points (all assists) in 12 games from Nov. 5 to Jan. 7 ... Recipient of the Rick and Lori Lee Impact Scholarship ... Earned his second letter.

2010-11 (Freshman): Selected by the Edmonton Oilers in the fourth round (92nd overall) of the 2011 NHL Entry Draft ... Named to Athletics Director's Fall Honor Roll ... Appeared in 30 games, tallying two goals and eight assists ... Recorded a plus-11 rating ... Had an assist and was a +3 in game one of UND's first-round WCHA playoff series against Michigan Tech (March 11) ... Notched his first collegiate point with a goal against No. 12 Denver (Oct. 29) ... Also scored a power-play goal in a 3-2 win at St. Cloud State (Feb. 19) ... Had his first multi-point game with a pair of assists in an 8-0 win over Robert Morris (Jan. 7) ... Was a plus or even in 28 of his 30 games ... Logged a negative rating only once since the start of November ... Earned first letter.

Before UND: Spent the 2009-10 season with Spruce Grove of the AJHL and led the Saints to an Enerflex Cup championship ... Also helped lead the Saints to the Dave Duchak Trophy as AJHL regular season champions with a remarkable 52-4-1-3 record ... Named AJHL Rookie of the Year and a unanimous selection to the AJHL North Division All-Rookie Team ... Participated in the 2010 AJHL All-Star Game and had three assists ... Scored 41 points (12 goals, 29 assists) in 58 regular season games and tied for the team lead with 10 power-play goals ... Ranked second among all AJHL defensemen in PPG ... Added six assists in 16 playoff games ... Named one of Inside College Hockey's Nine Newsmakers for 2010 ... Spent the 2008-09 season with Southside Athletic Club Midget AAA program in Edmonton.

Personal: Majoring in managerial finance and corporate accounting ... Son of Craig and Christine Simpson ... Father played at Michigan State (1983-85), spent 10 years in the NHL with Pittsburgh, Edmonton and Buffalo, and is now the lead analyst on CBC's Hockey Night in Canada.



Career Statistics

Overall

Year	GP	G	A	PTS	PEN	PP	SH	GW	+/-
2010-11	30	2	8	10	4/8	1	0	0	+11
2011-12	42	2	16	18	4/8	1	0	1	+10
2012-13	42	5	19	24	6/12	3	0	1	+4
Totals	114	9	43	52	14/28	5	0	2	+25

Conference Only

Year	GP	G	A	PTS	PEN	PP	SH	GW	+/-
2010-11	20	2	4	6	1/2	1	0	0	+4
2011-12	28	1	11	12	4/8	1	0	1	+4
2012-13	28	3	14	17	1/2	2	0	0	E
Totals	76	6	29	35	6/12	4	0	1	+8

Career Highs


- Goals:** 1 (9x). Last 3/17/13 vs. Michigan Tech (WCHA First Round)
- Assists:** 2 (6x). Last 2/23/13 at #10 Denver
- Points:** 3 (1g, 2a), 2/23/13 at #10 Denver
- Longest Point Streak:** 4 games (2x). Last (4a) from 1/05/13 to 1/18/13
- Plus/Minus:** +4, 12/31/11 vs. Harvard
- Shots on Goal:** 6, 12/01/12 at Colorado College
- Penalty Minutes:** 4, 3/29/13 vs. #14 Niagara (NCAA West Regional)

Career vs. '13-14 Opponents

- Bemidji State:** 9 GP, 1-4-5
- Boston University:** 3 GP, 0-0-0
- Colorado College:** 8 GP, 1-6-7
- Denver:** 10 GP, 2-5-7
- Miami:** 0 GP, 0-0-0
- Minnesota Duluth:** 7 GP, 0-1-1

- Nebraska Omaha:** 5 GP, 0-2-2
- Northern Michigan:** 0 GP, 0-0-0
- St. Cloud State:** 12 GP, 2-1-3
- St. Lawrence:** 0 GP, 0-0-0
- Vermont:** 0 GP, 0-0-0
- Western Michigan:** 1 GP, 0-0-0

COLTEN ST. CLAIR



SO | F | 5-11 | 198 | R

17

Hometown: Gilbert, Ariz.
Previous Team: Fargo (USHL)
Major: General Studies
NHL Rights: Free Agent

2012-13 (Redshirt Freshman): Received team's Tom Hoghaug Memorial Scholarship given to the freshman who demonstrates initiative, character and a sense of responsibility ... Collected three goals and four assists in 40 games ... Set up Drake Caggiula's game-tying goal with 7:15 left in the third period of an eventual 4-3 overtime loss to Colorado College in the WCHA Final Five quarterfinal ... Led UND's freshmen with a +3 rating during the first round of the WCHA Playoffs ... Scored shorthanded goal, was a +2 and was named the game's first star in 6-0 Game 3 win over Michigan Tech in the first round of the WCHA Playoffs (March 17) ... Goal was his first in 19 games and was the first SHG of his career ... Made his collegiate debut in UND's 5-0 season-opening win vs. Alaska Anchorage at the Brice Alaska Goal Rush in Fairbanks (Oct. 19) ... Scored his first career goal the following night in a 2-1 loss to Alaska (Oct. 20) ... Also had a season-best five shots on goal in that game ... Was a plus or even in 33 of his 40 games ... Earned first letter ... Became first-ever Arizona native to play for North Dakota.

2011-12 (Freshman): Redshirted.

Before UND: Spent the previous three seasons with the USHL's Fargo Force ... Collected 84 points (43g, 41a) in 151 career USHL games ... Notched 25 points (11g, 14a) in 42 games last season ... Enjoyed his best season in 2009-10, tallying 33 points (15g, 18a) in 54 games ... Scored a career-high 17 goals and added nine assists in 55 games as a rookie in 2008-09 ... Member of United States teams that won both the 2010 and 2009 World Junior A Challenge championships ... A 2010 graduate of Fargo South High School.

Personal: Majoring in general studies ... Son of Craig and Heather St. Clair.



Career Statistics

Overall

Year	GP	G	A	PTS	PEN	PP	SH	GW	+/-
2012-13	40	3	4	7	12/32	0	1	0	+2
Totals	40	3	4	7	12/32	0	1	0	+2

Conference Only

Year	GP	G	A	PTS	PEN	PP	SH	GW	+/-
2012-13	26	1	3	4	9/26	0	0	0	-3
Totals	26	1	3	4	9/26	0	0	0	-3

Career Highs

Goals: 1 (3x). Last 3/17/13 vs. Michigan Tech (WCHA First Round)
Assists: 1 (4x). Last 3/21/13 vs. Colorado College (WCHA Final Five)
Points: 1 (7x). Last (1a) 3/21/13 vs. Colorado College (WCHA Final Five)
Longest Point Streak: 2 games (1g, 1a) from 10/20/12 to 10/26/12
Plus/Minus: +2, 3/17/13 vs. Michigan Tech (WCHA First Round)
Shots on Goal: 5, 10/20/12 at Alaska (Brice Alaska Goal Rush)
Penalty Minutes: 16, 2/01/13 vs. #19 Wisconsin


Career vs. '13-14 Opponents

Bemidji State: 2 GP, 0-0-0
Boston University: 2 GP, 0-0-0
Colorado College: 4 GP, 0-1-1
Denver: 4 GP, 0-1-1
Miami: 0 GP, 0-0-0
Minnesota Duluth: 2 GP, 0-1-1

Nebraska Omaha: 2 GP, 0-0-0
Northern Michigan: 0 GP, 0-0-0
St. Cloud State: 4 GP, 0-0-0
St. Lawrence: 0 GP, 0-0-0
Vermont: 0 GP, 0-0-0
Western Michigan: 0 GP, 0-0-0



GAGE AUSMUS



FR | D | 6-2 | 204 | L

20

Hometown: East Grand Forks, Minn.
Previous Team: U.S. NTDP
Major: Pre-Business Economics
NHL Rights: San Jose (2013 // 5th // 151st)

Before UND: Drafted by the San Jose Sharks in the fifth round (151st overall) of the 2013 NHL Entry Draft ... Participated in USA Hockey's 2013 U.S. National Junior Evaluation Camp in Aug. 2013 ... Spent the previous two seasons with the United States National Team Development Program (NTDP) where he was a teammate of fellow incoming freshman defenseman Keaton Thompson ... Played in 66 games with the U.S. Under-18 Team in 2012-13 and registered two goals and 12 assists ... Tied for second on the team with a +22 rating ... Helped Team USA win a silver medal at the World Under-18 Championship ... Spent the 2011-12 season with the U.S. Under-17 Team and collected two goals and four assists in 54 games ... Named to Media All-Tournament Team at the 2012 World Under-17 Hockey Challenge in Windsor, Ontario, where the U.S. placed second ... Helped lead the 2011 U.S. National Under-17 Team to a Four Nations Tournament title in Balashikha, Russia ... A 2013 graduate of Pioneer High School in Ann Arbor, Mich. ... Played at East Grand Forks (Minn.) High School in 2010-11 prior to joining the NTDP and scored three goals and 11 assists in 15 games ... Also played football as a sophomore quarterback for East Grand Forks High School team that advanced to the 2010 state tournament.

Personal: Majoring in pre-business economics ... Son of Troy and Sandy Ausmus ... Father played football at the University of Minnesota Duluth.

U.S. NTDP Statistics

Year	Team	GP	G	A	PTS	PIM	PP	SH	GW
2011-12	Under 17s	54	2	4	6	60	n/a	n/a	n/a
2012-13	Under-18s	66	2	12	14	54	n/a	n/a	n/a
Totals		120	4	16	20	114	n/a	n/a	n/a

MATT HRYNKIW



FR | G | 5-10 | 170 | L

30

Hometown: Saskatoon, Saskatchewan
Previous Team: Humboldt (SJHL)
Major: Mechanical Engineering
NHL Rights: Free Agent

Before UND: Spent the past three seasons with the Humboldt Broncos of the Saskatchewan Junior Hockey League (SJHL) ... Named Canada's 2012-13 national Junior A Goaltender of the Year and SJHL Goaltender of the Year after going 27-11-2 and leading the league in goals against average (1.83), save percentage (.939) and shutouts (six) ... Went 10-6 with a 2.11 GAA and .932 SV% during the SJHL playoffs ... Earned SJHL Goaltender of the Month honors four out of six months ... Named Humboldt's Team MVP, Hardest Worker, Best Team Player, Most Dedicated Player, and 3-Star Award winner ... Helped Humboldt to an SJHL championship in 2011-12 after leading the league in GAA (2.28) and shutouts (four) ... A 2010 graduate of St. Joseph High School in Saskatoon, Saskatchewan ... Competed in both hockey and golf as a prep ... Member of the Great Distinction Honor Roll.

Personal: Majoring in mechanical engineering ... Son of Crandall and Theresa Hrynkiv.

Junior Statistics

Year	Team	GP	MIN	GA	GAA	SVS	SV%	SO	W-L-T
2010-11	Humboldt	25	1384	85	3.69	739	.885	0	10-12-0
2011-12	Humboldt	27	1582	60	2.28	760	.921	4	22-3-0
2012-13	Humboldt	40	2426	74	1.83	1219	.939	6	27-11-2
Totals		92	5392	219	2.44	2718	.919	10	59-26-2

LUKE JOHNSON



FR | F | 6-0 | 182 | L
27

Hometown: Grand Forks, N.D.
Previous Team: Lincoln (USHL)
Major: Undeclared
NHL Rights: Chicago (2013 // 5th // 134th)

Before UND: Drafted by the Chicago Blackhawks in the fifth round (134th overall) of the 2013 NHL Entry Draft... Spent the past two seasons with the Lincoln Stars of the United States Hockey League (USHL), where he was a teammate of fellow UND freshman and Grand Forks native Paul LaDue, who is also his cousin ... Recorded 46 points (19g, 27a) and a team-leading nine power-play goals in 57 games in 2012-13 ... Collected 55 points (20g, 35a) in 55 games in 2011-12 ... Participated in the USHL/NHL Top Prospects Game in each of his two years with Lincoln ... Helped lead Team USA to a gold medal at the 2012 World Junior A Challenge, collecting four assists in four games ... A 2013 graduate of Grand Forks (N.D.) Central High School ... Played hockey at Central as a freshman (2009-10) and sophomore (2010-11), winning a state title and all-state honors as a sophomore.

Personal: Undecided on a major ... Son of Steve and Nancy Johnson ... Father, Steve, played at UND from 1984-88, was a member of UND's 1987 NCAA championship team, and was a first-team All-American and Hobey Baker Award finalist in 1987-88 ... Uncle, Chad Johnson, was his head coach in Lincoln (USHL) and played at UND from 1990-93.

Junior Statistics

Year	Team	GP	G	A	PTS	PIM	PP	SH	GW
2011-12	Lincoln (USHL)	55	20	35	55	52	5	0	4
2012-13	Lincoln (USHL)	57	19	27	46	32	9	0	4
Totals		112	39	62	101	84	14	0	8

PAUL LADUE



FR | D | 6-2 | 194 | R
6

Hometown: Grand Forks, N.D.
Previous Team: Lincoln (USHL)
Major: Pre-Business Economics
NHL Rights: Los Angeles (2012 // 6th // 191st)

Before UND: Selected in the sixth round (191st overall) by the Los Angeles Kings in the 2012 NHL Entry Draft ... Spent the past two seasons with the Lincoln Stars of the USHL where he was a teammate of fellow UND freshman and Grand Forks native Luke Johnson, who is also his cousin ... Set the franchise scoring record for defensemen with 83 points (21g, 62a) and was a +63 in 118 career games with Lincoln ... Was named the USHL Defenseman of the Year in 2012-13 after leading the league's defensemen in points (49) and assists (37) in 62 games ... Collected 34 points (9g, 22a) in 56 games with Lincoln in 2011-12 and led USHL defensemen with a +36 rating ... Spent the 2010-11 season with the Alexandria Blizzard of the North American Hockey League (NAHL) and was named to the NAHL All-Rookie Second Team after recording three goals and 19 assists in 56 games ... A 2011 graduate of Grand Forks (N.D.) Central High School, where he played prep hockey in 2009-10 and had 10 goals and 25 assists in 27 games.

Personal: Majoring in pre-business economics ... Son of Jay and Carrie LaDue ... Mother attended UND ... Uncle, Steve Johnson, played at UND from 1984-88, was a member of UND's 1987 NCAA championship team, and was a first-team All-American and Hobey Baker Award finalist in 1987-88.

Junior Statistics

Year	Team	GP	G	A	PTS	PIM	PP	SH	GW
2010-11	Alexandria (NAHL)	56	3	19	22	58	2	0	1
2011-12	Lincoln (USHL)	56	9	25	34	27	2	1	3
2012-13	Lincoln (USHL)	62	12	37	49	20	5	0	1
Totals		174	24	81	105	105	9	1	5



WADE MURPHY



FR | F | 5-11 | 174 | R

7

Hometown: Victoria, British Columbia
Previous Team: Penticton (BCHL)
Major: Pre-Business Economics
NHL Rights: Nashville (2013 // 7th // 185th)

Before UND: Drafted by the Nashville Predators in the seventh round (185th overall) of the 2013 NHL Entry Draft ... Led Penticton of the British Columbia Hockey League (BCHL) in points (70) and assists (47) in 2012-13 and earned his second straight BCHL Interior Conference First All-Star Team nod ... Tied for fifth in the BCHL scoring race ... Added five goals and six assists in 15 playoff games ... Was a teammate of fellow incoming freshman Troy Stecher ... Joined Penticton midway through the 2011-12 season and helped lead the Veers to BCHL and Canadian national championships ... Collected 14 goals and 15 assists in 22 games with the Veers after scoring 22 goals and 40 assists in 38 games with the Victoria Grizzlies ... His 91 total points ranked fourth overall in league's scoring race ... Added nine goals and nine assists in 15 playoff games ... Helped lead Canada West to a silver medal at the 2012 World Junior A Challenge, earning all-tournament honors with three goals and three assists in four games ... A 2011 graduate of Spectrum High School in Victoria, British Columbia.

Personal: Pre-business economics ... Son of Dan and Sherry Murphy.

Junior Statistics

Year	Team	GP	G	A	PTS	PIM	PP	SH	GW
2009-10	Victoria	6	3	1	4	2	0	0	0
2010-11	Victoria	56	7	9	16	30	2	0	3
2011-12	Victoria/Penticton	60	36	55	91	66	10	1	5
2012-13	Penticton	50	23	47	70	50	7	2	4
Totals		172	69	112	181	148	19	3	12

TROY STECHER



FR | D | 5-10 | 179 | R

2

Hometown: Richmond, British Columbia
Previous Team: Penticton (BCHL)
Major: Pre-Business Economics
NHL Rights: Free Agent

Before UND: Spent the past three seasons with the Penticton Veers of the BCHL ... A teammate of fellow incoming freshman Wade Murphy for the past two years ... Was named 2012-13 BCHL Interior Conference Defenseman of the Year after collecting 47 points (8g, 39a) in 52 games ... Was also named to the BCHL Interior Conference First All-Star Team ... Led the league's defensemen in assists ... Served as team captain in 2012-13 ... Won a silver medal with Canada West at the 2012 World Junior A Challenge ... Was named to the BCHL Interior Conference Second All-Star Team in 2011-12 after recording 42 points (5g, 37a) in 53 games and leading the Veers to a BCHL championship ... Went on to be named RBC Cup Playoffs Top Defenseman after scoring 15 points in 26 games and leading Penticton to a Canadian Junior A national championship ... Helped Canada West to a gold medal at the 2011 World Junior A Challenge ... Had 20 points (5g, 15a) in 54 games as a rookie with Penticton in 2010-11 ... A 2012 graduate of Penticton High School.

Personal: Majoring in pre-business economics ... Son of Peter and Tracey Stecher.

Junior Statistics

Year	Team	GP	G	A	PTS	PIM	PP	SH	GW
2010-11	Penticton	54	5	15	20	47	2	0	1
2011-12	Penticton	53	5	37	42	42	2	0	1
2012-13	Penticton	52	8	39	47	40	1	1	1
Totals		159	18	91	109	129	5	1	3

ADAM TAMBELLINI



FR | F | 6-3 | 178 | L

10

Hometown: Edmonton, Alberta
Previous Team: Surrey (BCHL)
Major: Pre-Business Economics
NHL Rights: N.Y. Rangers (2013 // 3rd // 65th)

Before UND: Drafted by the New York Rangers in the third round (65th overall) of the 2013 NHL Entry Draft ... Finished the 2012-13 season with the BCHL's Surrey Eagles, collecting 14 goals and 12 assists in just 16 games ... Had begun the year with Vernon and amassed 22 goals and 17 assists in 36 games ... His 36 total goals tied him for third in the BCHL ... Helped lead Surrey to a BCHL championship and is currently competing in the Royal Bank Cup national Junior A championship ... Had 10 goals and eight assists in 17 playoff games ... Earned BCHL Coastal Conference Second All-Star Team honors ... Spent the entire 2011-12 season with the Vernon Vipers and recorded 27 goals and 29 assists in 55 games ... A 2012 graduate of Vimy Ridge Academy in Edmonton.

Personal: Majoring in pre-business economics ... Son of Steve and Denise Tambellini ... Father, Steve Tambellini, enjoyed a 10-year playing career in the NHL and most recently served as general manager of the Edmonton Oilers from 2008-09 to 2012-13 ... Older brother, Jeff, played collegiately at Michigan (2002-05) and played in the NHL with the Los Angeles Kings, New York Islanders and Vancouver Canucks. Currently plays for Modo of the Swedish Elite League.

Junior Statistics

Year	Team	GP	G	A	PTS	PIM	PP	SH	GW
2011-12	Vernon	55	27	29	56	28	12	0	1
2012-13	Vernon/Surrey	54	36	29	65	26	13	1	5
Totals		109	63	58	121	54	25	1	6

KEATON THOMPSON



FR | D | 6-1 | 190 | L

4

Hometown: Devils Lake, N.D.
Previous Team: U.S. NTDP
Major: Undeclared
NHL Rights: Anaheim (2013 // 3rd // 87th)

Before UND: Drafted by the Anaheim Ducks in the third round (87th overall) of the 2013 NHL Entry Draft ... Participated in USA Hockey's 2013 U.S. National Junior Evaluation Camp in Aug. 2013 ... Spent the previous two seasons with the United States National Team Development Program (NTDP), where he was a teammate of fellow incoming freshman defenseman Gage Ausmus ... Appeared in 67 games with the U.S. Under-18 Team in 2012-13 and registered four goals and 16 assists with a +18 rating ... Helped Team USA win a silver medal at the World Under-18 Championship ... Appeared in 54 games with the U.S. Under-17 Team in 2011-12 and scored five goals and 17 assists ... Member of the U.S. National Under-17 Team that finished first at the Vlad Dzurilla Under-18 Tournament ... Helped lead the 2011 U.S. National Under-17 Team to a Four Nations Tournament title in Balishikha, Russia ... A 2013 graduate of Pioneer High School in Ann Arbor, Mich.

Personal: Undecided on a major ... Son of Todd and Lynn Thompson ... Father played Division III hockey at Concordia College in Moorhead, Minn.

U.S. NTDP Statistics

Year	Team	GP	G	A	PTS	PIM	PP	SH	GW
2011-12	Under 17s	54	5	17	22	33	n/a	n/a	n/a
2012-13	Under 18s	67	4	16	20	40	n/a	n/a	n/a
Totals		121	9	33	42	73	n/a	n/a	n/a



2013-14 OPPONENTS

NCHC Composite Schedule.....	66
Opponent Information.....	67-70
All-Time vs. Opponents.....	71
Series Breakdowns.....	72-79
Game-by-Game at REA.....	80-82



2013-14 NCHC COMPOSITE SCHEDULE



All times are local to site

Saturday, Oct. 5

New Brunswick at Colo. College (exh.), 7:07 pm
Windsor at Miami (exh.), 8:07 pm
West. Ontario at Western Mich. (exh.), 7:07 pm

Sunday, Oct. 6

Manitoba at North Dakota (exh.), 7:07 pm
New Brunswick at Denver (exh.), 6:07 pm

Monday, Oct. 7

Lakehead Univ. at Minn. Duluth (exh.), 7:07 pm
NAIT at Neb. Omaha (exh.), 7:07 pm

Friday, Oct. 11

Western Mich. at Notre Dame, 8:07 pm
Miami at Ohio State, 7:07 pm
Michigan Tech at Minn. Duluth, 7:07 pm
Vermont at North Dakota, 7:37 pm
Bentley at Neb. Omaha, 7:37 pm
Bemidji State at St. Cloud State, 7:37 pm
Merrimack at Denver, 7:37 pm

Saturday, Oct. 12

Ohio State at Miami, 7:07 pm
Notre Dame at Western Mich., 7:07 pm
Michigan Tech at Minn. Duluth, 7:07 pm
Vermont at North Dakota, 7:07 pm
Bentley at Neb. Omaha, 7:07 pm
Bemidji State at St. Cloud State, 7:07 pm
U.S. Under 18 at Colo. College, 7:07 pm
Merrimack at Denver, 7:07

Friday, Oct. 18

North Dakota at Miami, 7:00 pm [CBS SN]
Minn. Duluth at Colo. College, 7:37 pm [CBSSN]
Neb. Omaha at Northern Michigan, 7:07 pm
#Denver at Alaska, 8:07 pm
#Western Mich. vs. Alaska-Anchorage, 5:07 pm

Saturday, Oct. 19

North Dakota at Miami, 8:00 pm
Minn. Duluth at Colo. College, 7:07 pm
Neb. Omaha at Northern Michigan, 7:07 pm
#Denver at Alaska-Anchorage, 4:07 pm
#Western Mich. at Alaska, 7:07 pm

Friday, Oct. 25

Notre Dame at Minn. Duluth, 7:07 pm
Cornell at Neb. Omaha, 7:37 pm
Colo. College at Clarkson, 7:00 pm
Miami at Providence, 5:20 pm
St. Cloud State at Colgate, 7:30 pm
Niagara at Denver, 7:37 pm

Saturday, Oct. 26

Notre Dame at Minn. Duluth, 7:07 pm
Cornell at Neb. Omaha, 7:07 pm
U.S. Under 18 at North Dakota, 7:07 pm
Colo. College at Clarkson, 7:00 pm
Miami at Providence, 7:00 pm
St. Cloud State at Colgate, 7:00 pm
Canisius at Denver, 7:07 pm

Friday, Nov. 1

Colo. College at Western Mich., 7:05 pm
St. Cloud State at North Dakota, 7:37 pm
Neb. Omaha at Denver, 7:37 pm
Canisius at Miami, 7:37 pm

Minn. Duluth at Ohio State, 7:07 pm

Saturday, Nov. 2

St. Cloud State at North Dakota, 7:07 pm
Colo. College at Western Mich., 7:05 pm
Neb. Omaha at Denver, 7:07 pm
Canisius at Miami, 7:05 pm
Minn. Duluth at Ohio State, 7:05 pm

Friday, Nov. 8

Denver at Colo. College, 7:37 pm
Miami at St. Cloud State, 7:37 pm

Saturday, Nov. 9

Colo. College at Denver, 7:07 pm
North Dakota at Neb. Omaha, 7:07 pm
Miami at St. Cloud State, 7:07 pm
Northern Mich. at Western Mich., 7:05 pm

Sunday, Nov. 10

North Dakota at Neb. Omaha, 5:07 pm
Northern Mich. at Western Mich., 5:07 pm

Friday, Nov. 15

Wisconsin at Miami, 6:30 pm [CBSSN]
Minn. Duluth at North Dakota, 7:37 pm
Western Mich. at Denver, 7:37 pm
St. Cloud State at Alabama-Huntsville, 7:00 pm
Michigan at Neb. Omaha, 8:07 pm [CBSSN]

Saturday, Nov. 16

Minn. Duluth at North Dakota, 7:05 pm
Western Mich. at Denver, 7:05 pm
St. Cloud State at Alabama-Huntsville, 7:00 pm
Wisconsin at Miami, 7:07 pm
Michigan at Neb. Omaha, 7:07 pm

Tuesday, Nov. 19

Air Force at Colo. College, 7:07 pm

Friday, Nov. 22

Miami at Neb. Omaha, 7:37 pm
Colo. College at St. Cloud State, 7:37 pm
North Dakota at Boston University, 7:30 pm
Western Mich. at Michigan State, 7:00 pm
Minn. Duluth at Minnesota, 7:07 pm
Denver at Air Force, 7:05 pm

Saturday, Nov. 23

Miami at Neb. Omaha, 8:07 pm
Colo. College at St. Cloud State, 7:07 pm
North Dakota at Boston University, 7:00 pm
Michigan State at Western Mich., 7:05 pm
Minn. Duluth at Minnesota, 7:07 pm
Air Force at Denver, 7:07 pm

Friday, Nov. 29

^Western Mich. vs. Northeastern, 4:30 pm
Miami at Bemidji State, 7:37 pm
St. Lawrence at North Dakota, 7:37 pm
New Hampshire at Colo. College, 7:37 pm

Saturday, Nov. 30

^Western Mich. at Shillelagh Tournament, TBA
Miami at Bemidji State, 7:07 pm
St. Lawrence at North Dakota, 7:07 pm
New Hampshire at Colo. College, 7:07 pm

Friday, Dec. 6

Denver at Miami, 7:35 pm
North Dakota at Western Mich., 7:05 pm [CBSSN]
St. Cloud State at Minn. Duluth, 7:07 pm
Neb. Omaha at Colo. College, 7:37 pm

Saturday, Dec. 7

Denver at Miami, 7:05 pm
North Dakota at Western Mich., 7:05 pm
St. Cloud State at Minn. Duluth, 7:07 pm
Neb. Omaha at Colo. College, 7:07 pm

Friday, Dec. 13

Western Mich. at Minn. Duluth, 7:07 pm
Union at St. Cloud State, 7:37 pm
Denver at RPI, 7:00 pm
Northern Michigan at North Dakota, 7:37 pm
Colo. College at Wisconsin, 6:30 pm

Saturday, Dec. 14

Western Mich. at Minn. Duluth, 7:07 pm [CBSSN]
Union at St. Cloud State, 7:07 pm
Denver at RPI, 7:00 pm
Northern Michigan at North Dakota, 7:07 pm
Colo. College at Wisconsin, 7:00 pm

Tuesday, Dec. 17

Denver at UMass, 7:00 pm

Friday, Dec. 27

%Western Mich. vs. Michigan, 7:00 pm

Saturday, Dec. 28

%Western Mich. at Great Lakes Invit. TBA

Tuesday, Dec. 31

U.S. Under 18 at Miami (exh.), 4:00 pm

Friday, Jan. 3

U.S. Under 18 at Minn. Duluth (exh.), 7:07 pm
North Dakota vs. British Columbia (exh.), TBA
Neb. Omaha at New Hampshire, 7:30 pm
Brown at Denver, 7:37 pm

Saturday, Jan. 4

U.S. Under 18 at St. Cloud State (exh.), 7:07 pm
North Dakota vs. Simon Fraser (exh.), TBA
Neb. Omaha at New Hampshire, 7:00- pm
Brown at Colo. College, 7:07 pm

Friday, Jan. 10

Miami at Western Mich., 7:05 pm
Colo. College at North Dakota, 7:37 pm [CBSSN]
Minn. Duluth at Neb. Omaha, 7:37 pm
St. Cloud State at Denver, 7:37 pm

Saturday, Jan. 11

Miami at Western Mich., 7:05 pm
Colo. College at North Dakota, 7:07 pm
Minn. Duluth at Neb. Omaha, 7:07 pm
St. Cloud State at Denver, 7:07 pm

Friday, Jan. 17

Neb. Omaha at Miami, 7:35 pm
Denver at Minn. Duluth, 7:07 pm
Western Mich. at St. Cloud St., 6:07 pm [CBSSN]
North Dakota at Bemidji State, 7:37 pm
Providence at Colo. College, 7:37 pm

Saturday, Jan. 18

Neb. Omaha at Miami, 7:05 pm
Denver at Minn. Duluth, 7:07 pm
Western Mich. at St. Cloud State, 7:07 pm
Bemidji State at North Dakota, 7:07 pm
Providence at Colo. College, 7:07 pm

Friday, Jan. 24

Miami at Colo. College, 7:37 pm
North Dakota at Denver, 7:30 pm [CBSSN]
&Minn. Duluth vs. Minn. State, TBA
&St. Cloud St. vs. Minnesota, TBA

Saturday, Jan. 25

Miami at Colo. College, 7:07 pm
North Dakota at Denver, 7:07 pm
&Minn. Duluth at Minnesota Cup, TBA
&St. Cloud State at Minnesota Cup, TBA

Friday, Jan. 31

St. Cloud State at Neb. Omaha, 7:37 pm
Minn. Duluth at Western Mich., 7:05 pm

Saturday, Feb. 1

St. Cloud State at Neb. Omaha, 7:07 pm
Minn. Duluth at Western Mich., 7:05 pm

Friday, Feb. 7

Western Mich. at Miami, 7:00 pm [CBSSN]
Colo. College at Minn. Duluth, 7:07 pm
Neb. Omaha at North Dakota, 7:37 pm
Denver at St. Cloud State, 8:37 pm

Saturday, Feb. 8

Western Mich. at Miami, 7:05 pm
Denver at St. Cloud State, 8:07 pm
Colo. College at Minn. Duluth, 7:07 pm
Neb. Omaha at North Dakota, 7:07 pm

Friday, Feb. 14

Miami at North Dakota, 7:30 pm [CBSSN]
Denver at Neb. Omaha, 7:37 pm
Minn. Duluth at St. Cloud State, 7:37 pm
Western Mich. at Colo. College, 7:37 pm

Saturday, Feb. 15

Miami at North Dakota, 7:07 pm
Denver at Neb. Omaha, 7:07 pm
Minn. Duluth at St. Cloud State, 7:07 pm
Western Mich. at Colo. College, 7:07 pm

Friday, Feb. 21

St. Cloud State at Miami, 7:00 pm [CBSSN]
Neb. Omaha at Western Mich., 7:05 pm
North Dakota at Minn. Duluth, 7:07 pm
Colo. College at Denver, 7:30 pm [CBSSN]

Saturday, Feb. 22

St. Cloud State at Miami, 7:05 pm
Neb. Omaha at Western Mich., 7:05 pm
North Dakota at Minn. Duluth, 7:07 pm
Denver at Colo. College, 7:07 pm

Friday, Feb. 28

Minn. Duluth at Miami, 7:35 pm
Denver at Western Mich., 7:05 pm
Colo. College at Neb. Omaha, 7:37 pm
North Dakota at St. Cloud State, 8:07 pm [CBSSN]

Saturday, March 1

Minn. Duluth at Miami, 7:05 pm
Denver at Western Mich., 7:05 pm
Colo. College at Neb. Omaha, 7:37 pm
North Dakota at St. Cloud State, 7:07 pm

Friday, March 7

Neb. Omaha at Minn. Duluth, 7:07 pm
Western Mich. at North Dakota, 7:37 pm
St. Cloud State at Colo. College, 7:07 pm [CBSSN]
Miami at Denver, 7:37 pm

Saturday, March 8

Neb. Omaha at Minn. Duluth, 7:07 pm
Western Mich. at North Dakota, 7:07 pm
St. Cloud State at Colo. College, 7:07 pm
Miami at Denver, 7:07 pm

Friday-Sunday, March 14-16

NCHC Quarterfinals
Best of Three Series, hosted by higher seed

Friday, March 21 (Minneapolis, Minn.)

NCHC Semifinal Game 1, TBA [CBSSN]
NCHC Semifinal Game 2, TBA [CBSSN]

Saturday, March 22 (Minneapolis, Minn.)

NCHC Third-Place Game, TBA [CBSSN]
NCHC Championship Game, TBA [CBSSN]

Friday-Sunday, March 28-30

NCAA Regionals

Thursday-Saturday, April 10-12

NCAA Frozen Four, Philadelphia, Pa.

#Brice Alaska Goal Rush Tournament
in Fairbanks, Alaska

\$ Great Northwest Showcase/Exhibition,
in Burnaby, British Columbia

%Great Lakes Invitational, in Detroit, Mich.

^Shillelagh Tournament, in South Bend, Ind.

&Minnesota Cup, in St. Paul, Minn.



BEMIDJI STATE

Jan. 17 • Bemidji, Minn.
Jan. 18 • Grand Forks, N.D.



Head Coach
Tom Serratore



Sophomore F
Cory Ward



Head Coach
David Quinn



Senior D
Garrett Noonan



Head Coach
Scott Owens



Senior LW
Alexander Krushelnyski

SCHOOL INFORMATION

Location..... Bemidji, Minn.
Enrollment..... 5,361
Nickname..... Beavers
Colors..... Green & White
Conference..... WCHA
Chancellor..... Brian Rogers
Athletics Director..... Tracy Dill
Arena..... Sanford Center (4,373)
Press Box Phone..... 218.441.4047

TEAM INFORMATION

Head Coach..... Frank Serratore
Alma Mater/Year..... Bemidji State/1987
Office Phone..... 218.755.2879
Record at BSU..... 201-186-49 (.517)/13th year
Career Record..... Same
Assistant Coach..... Bert Gilling
Assistant Coach..... Ted Belisle
Assistant Coach..... Ethan Goldberg
2012-13 Overall Record..... 6-22-8
2012-13 WCHA Record..... 5-16-7 (11th)
Letterwinners Returning..... 16 (9 F, 6 D, 1 G)
Letterwinners Lost..... 10 (5 F, 4 D, 2 G)

MEDIA RELATIONS

Men's Hockey Contact..... Brad Folkestad
E-Mail..... bfolkestad@bemidjistate.edu
Office Phone..... 218.755.4603
Cell Phone..... 218.308.1115
Website..... BSUBeavers.com

KEY RETURNEES

Skaters	Yr.	GP	G	A	Pts.
Danny Mattson, F	Jr.	29	4	15	19
Cory Ward, F	So.	36	9	6	15
Radoslav Illo, F	Sr.	34	4	10	14
Matt Prapavessis, D	Jr.	36	2	9	11

Goalies	Yr.	GP	W-L-T	GAA	SV%
Andrew Walsh	Jr.	26	5-14-6	2.65	.916

KEY LOSSES

Skaters	Yr.	GP	G	A	Pts.
Brance Orban, F	Sr.	36	9	14	23
Jordan George, F	Sr.	36	9	10	19

BOSTON UNIVERSITY

Nov. 22-23 • Boston, Mass.



Head Coach
David Quinn



Senior D
Garrett Noonan

SCHOOL INFORMATION

Location..... Boston, Mass.
Enrollment..... 15,803
Nickname..... Terriers
Colors..... Scarlet & White
Conference..... Hockey East
President..... Robert A. Brown
Asst. V.P./Athletics Director..... Mike Lynch
Arena..... Agganis Arena (6,150)
Press Box Phone..... 617.358.7300

TEAM INFORMATION

Head Coach..... David Quinn
Alma Mater/Year..... Boston University/1989
Office Phone..... 617.353.4639
Record at BU..... First year
Career Record..... First year
Associate Head Coach..... Steve Greeley
Assistant Coach..... Buddy Powers
2012-13 Overall Record..... 21-16-2
2012-13 Hockey East Record..... 15-10-2 (t-3rd)
Letterwinners Returning..... 15 (8 F, 4 D, 3 G)
Letterwinners Lost..... 8 (5 F, 3 D)

MEDIA RELATIONS

Men's Hockey Contact..... Brian Kelley
E-Mail..... bkelley@bu.edu
Office Phone..... 617.353.2872
Cell Phone..... 617.595.6999
Website..... GoTerriers.com

KEY RETURNEES

Skaters	Yr.	GP	G	A	Pts.
Danny O'Regan, F	So.	39	16	22	38
Evan Rodriguez, F	Jr.	38	14	20	34
Matt Grzelczyk, D	So.	38	3	20	23
Garrett Noonan, D	Sr.	34	6	13	19

Goalies	Yr.	GP	W-L-T	GAA	SV%
Sean Maguire	So.	21	13-8-0	2.54	.926
Matt O'Connor	So.	19	8-8-2	2.86	.910

KEY LOSSES

Skaters	Yr.	GP	G	A	Pts.
Matt Nieto, F	Jr.	39	18	19	37
Wade Megan, F	Sr.	38	16	13	29
Sahir Gill, F	Jr.	39	10	12	22

COLORADO COLLEGE

Jan. 10-11 • Grand Forks, N.D.



Head Coach
Scott Owens



Senior LW
Alexander Krushelnyski

SCHOOL INFORMATION

Location..... Colorado Springs, Colo.
Enrollment..... 2,040
Nickname..... Tigers
Colors..... Black & Gold
Conference..... NCHC
President..... Jill Tiefenthaler
Athletics Director..... Ken Ralph
Arena..... Colorado Springs World Arena (7,380)
Press Box Phone..... 719.540.6520

TEAM INFORMATION

Head Coach..... Scott Owens
Alma Mater/Year..... Colorado College/1979
Office Phone..... 719.389.6480
Record at CC..... 317-204-48 (.599)/15th year
Career Record..... Same
Assistant Coach..... Joe Bonnett
Assistant Coach..... Eric Rud
2012-13 Overall Record..... 18-19-5
2012-13 WCHA Record..... 11-13-4 (8th)
Letterwinners Returning..... 19 (11 F, 6 D, 2 G)
Letterwinners Lost..... 7 (4 F, 2 D, 1 G)

MEDIA RELATIONS

Men's Hockey Contact..... Dave Moross
E-Mail..... dmoross@ColoradoCollege.edu
Office Phone..... 719.389.6755
Cell Phone..... 719.492.4347
Website..... CCTigers.com

KEY RETURNEES

Skaters	Yr.	GP	G	A	Pts.
Alexander Krushelnyski, F	Sr.	42	15	28	43
Archie Skalbeck, F	Sr.	42	12	11	23

Goalies	Yr.	GP	W-L-T	GAA	SV%
Josh Thorimbert	Sr.	16	4-7-1	3.73	.873

KEY LOSSES

Skaters	Yr.	GP	G	A	Pts.
Rylan Schwartz, F	Sr.	41	20	33	53
William Rapuzzi, F	Sr.	42	15	20	35
Mike Boivin, D	Sr.	42	14	14	28

Goalies	Yr.	GP	W-L-T	GAA	SV%
Joe Howe	Sr.	31	14-12-4	2.98	.915

DENVER

Jan. 24-25 • Denver, Colo.



Head Coach
Jim Montgomery



Senior G
Sam Brittain

SCHOOL INFORMATION

Location..... Denver, Colo.
Enrollment..... 11,656
Nickname..... Pioneers
Colors..... Crimson & Gold
Conference..... NCHC
Chancellor..... Robert D. Coombe
Athletics Director..... Peg Bradley-Doppes
Arena..... Magness Arena (6,026)
Press Box Phone..... 303.871.3922

TEAM INFORMATION

Head Coach..... Jim Montgomery
Alma Mater/Year..... Maine/1993
Office Phone..... 303.871.3397
Record at DU..... First year
Career Record..... First year
Associate Head Coach..... Steve Miller
Assistant Coach..... David Lassonde
2012-13 Overall Record..... 20-14-5
2012-13 WCHA Record..... 14-9-5 (t-4th)
Letterwinners Returning..... 15 (9 F, 5 D, 1 G)
Letterwinners Lost..... 8 (3 F, 2 D, 3 G)

MEDIA RELATIONS

Men's Hockey Contact..... Randy Press
E-Mail..... randall.press@du.edu
Office Phone..... 303.871.2390
Cell Phone..... 303.908.0439
Website..... DenverPioneers.com

KEY RETURNEES

Skaters	Yr.	GP	G	A	Pts.
Joe LaLeggia, D	Jr.	39	11	18	29
David Makowski, D	Sr.	39	9	18	27
Ty Loney, F	Jr.	39	8	18	26

Goalies	Yr.	GP	W-L-T	GAA	SV%
Sam Brittain	Sr.	14	5-7-0	2.95	.907

KEY LOSSES

Skaters	Yr.	GP	G	A	Pts.
Nick Shore, F	Jr.	39	14	20	34
Chris Knowlton, F	Sr.	39	13	16	29

Goalies	Yr.	GP	W-L-T	GAA	SV%
Juho Olkinuora	So.	24	13-6-5	2.35	.927

MIAMI

Oct. 18-19 • Oxford, Ohio

Feb. 14-15 • Grand Forks, N.D.



Head Coach
Enrico Blasi



Sophomore F
Riley Barber

SCHOOL INFORMATION

Location..... Oxford, Ohio
Enrollment..... 17,557
Nickname..... RedHawks
Colors..... Red & White
Conference..... NCHC
President..... Dr. David Hodge
Athletics Director..... David Sayler
Arena..... Steve Cady Arena (3,642)
Press Box Phone..... 513.529.1427

TEAM INFORMATION

Head Coach..... Enrico Blasi
Alma Mater/Year..... Miami/1994
Office Phone..... 513.529.9800
Record at Miami..... 311-196-53 (.603)/15th year
Career Record..... Same
Associate Head Coach..... Brent Brekke
Assistant Coach..... Nick Petraglia
2012-13 Overall Record..... 25-12-5
2011-12 CCHA Record..... 17-7-4 (1st)
Letterwinners Returning..... 17 (11 F, 4 D, 2 G)
Letterwinners Lost..... 5 (2 F, 3 D)

MEDIA RELATIONS

Men's Hockey Contact (Interim)..... Dave Meyer
E-Mail..... meyerd@miamioh.edu
Office Phone..... 513.529.1601
Cell Phone..... TBD
Website..... MURedHawks.com

KEY RETURNEES

Skaters	Yr.	GP	G	A	Pts.
Austin Czarnik, F	Jr.	42	14	26	40
Riley Barber, F	So.	40	15	24	39
Matthew Caito, D	So.	42	5	16	21
Cody Murphy, F	Jr.	42	11	9	20
Blake Coleman, F	Jr.	40	9	10	19

Goalies	Yr.	GP	W-L-T	GAA	SV%
Ryan McKay	So.	23	13-7-2	1.39	.946
Jay Williams	So.	21	12-5-3	1.94	.924

KEY LOSSES

Skaters	Yr.	GP	G	A	Pts.
Curtis McKenzie, F	Sr.	39	11	13	24
Steven Spinell, D	Sr.	40	1	12	13

MINNESOTA DULUTH

Nov. 15-16 • Grand Forks, N.D.

Feb. 21-22 • Duluth, Minn.



Head Coach
Scott Sandelin



Junior W
Caleb Herbert

SCHOOL INFORMATION

Location..... Duluth, Minn.
Enrollment..... 11,800
Nickname..... Bulldogs
Colors..... Maroon & Gold
Conference..... NCHC
Chancellor..... Dr. Lendley Black
Athletics Director..... Josh Berlo
Arena..... AMSOIL Arena (6,756)
Press Box Phone..... 218.623.1391

TEAM INFORMATION

Head Coach..... Scott Sandelin
Alma Mater/Year..... North Dakota/1986
Office Phone..... 218.623.1351
Record at UMD..... 231-229-63 (.502)/14th year
Career Record..... Same
Assistant Coach..... Jason Herter
Assistant Coach..... Derek Plante
Assistant Coach..... Bill Watson
2012-13 Overall Record..... 14-19-5
2012-13 WCHA Record..... 10-13-5 (9th)
Letterwinners Returning..... 18 (10 F, 5 D, 3 G)
Letterwinners Lost..... 8 (5 F, 3 D)

MEDIA RELATIONS

Men's Hockey Contact..... Bob Nygaard
E-Mail..... bnygaard@d.umn.edu
Office Phone..... 218.726.8191
Cell Phone..... 218.341.0524
Website..... UMDBulldogs.com

KEY RETURNEES

Skaters	Yr.	GP	G	A	Pts.
Austin Farley, W	So.	36	16	18	34
Tony Cameranesi, C	So.	38	14	20	34
Caleb Herbert, W	Jr.	35	6	19	25
Andy Welinski, D	So.	38	4	14	18

Goalies	Yr.	GP	W-L-T	GAA	SV%
Matt McNeely	So.	25	10-11-3	2.67	.902
Aaron Crandall	Sr.	14	4-7-2	2.99	.891

KEY LOSSES

Skaters	Yr.	GP	G	A	Pts.
Mike Seidel, F	Sr.	38	17	17	34
Wade Bergman, D	Sr.	37	3	14	17



NEBRASKA OMAHA

Nov. 9-10 • Omaha, Neb.
Feb. 7-8 • Grand Forks, N.D.

NORTHERN MICHIGAN

Dec. 13-14 • Grand Forks, N.D.

ST. CLOUD STATE

Nov. 1-2 • Grand Forks, N.D.
Feb. 28 - March 1 • St. Cloud, Minn.



Head Coach
Dean Blais



Senior F
Ryan Walters




Head Coach
Walt Kyle



Senior D
CJ Ludwig



Head Coach
Bob Motzko



Senior F
Nic Dowd

SCHOOL INFORMATION

Location..... Omaha, Neb.
Enrollment..... 15,000
Nickname..... Mavericks
Colors..... Crimson & Black
Conference..... NCHC
Chancellor..... Dr. John Christensen
Athletics Director..... Trev Alberts
Arena..... CenturyLink Center Omaha (15,959)
Press Box Phone..... 402.599.6620

TEAM INFORMATION

Head Coach..... Dean Blais
Alma Mater/Year..... Minnesota/1973
Office Phone..... 402.554.4054
Record at UNO..... 74-68-16 (.519)/5th year
Career Record..... 336-183-49 (.635)/15th year
Assistant Coach..... Troy Jutting
Assistant Coach..... Alex Todd
2012-13 Overall Record..... 19-18-2
2012-13 WCHA Record..... 14-12-2 (7th)
Letterwinners Returning..... 16 (10 F, 5 D, 1 G)
Letterwinners Lost..... 10 (5 F, 3 D, 2 G)

MEDIA RELATIONS

Men's Hockey Contact..... Dave Ahlers
E-Mail..... dahlers@unomaha.edu
Office Phone..... 402.554.3387
Cell Phone..... 402.332.8329
Website..... OMavs.com

KEY RETURNEES

Skaters	Yr.	GP	G	A	Pts.
Ryan Walters, F	Sr.	39	22	30	52
Josh Archibald, F	Jr.	39	19	17	36
Dominic Zombo, F	Jr.	39	12	23	35
Johnnie Searfoss, F	Sr.	35	11	9	20
Zahn Raubenheimer, F	Sr.	35	9	7	16
Michael Young, D	Sr.	37	3	13	16

KEY LOSSES

Skaters	Yr.	GP	G	A	Pts.
Matt White, F	Jr.	37	16	18	34
Andrej Sustr, D	Jr.	39	9	16	25

Goalies	Yr.	GP	W-L-T	GAA	SV%
John Faulkner	Sr.	30	16-10-2	2.97	.891

SCHOOL INFORMATION

Location..... Marquette, Mich.
Enrollment..... 9,400
Nickname..... Wildcats
Colors..... Green & Gold
Conference..... WCHA
President..... David Haynes
Athletics Director..... Forrest Karr
Arena..... Berry Events Center (4,260)
Press Box Phone..... N/A

TEAM INFORMATION

Head Coach..... Walt Kyle
Alma Mater/Year..... Northern Michigan/1981
Office Phone..... 906.227.1209
Record at NMU..... 208-186-49 (.525)/12th year
Career Record..... Same
Assistant Coach..... John Kyle
Assistant Coach..... Joe Shawhan
2012-13 Overall Record..... 15-19-4
2012-13 CCHA Record..... 9-15-4-1 (10th)
Letterwinners Returning..... 19 (12 F, 6 D, 1 G)
Letterwinners Lost..... 6 (3 F, 2 D, 1 G)

MEDIA RELATIONS

Men's Hockey Contact..... Calvin Larson
E-Mail..... calarson@nmu.edu
Office Phone..... 906.227.1917
Cell Phone..... 906.281.2493
Website..... NMUWildcats.com

KEY RETURNEES

Skaters	Yr.	GP	G	A	Pts.
Reed Seckel, F	Jr.	35	13	12	25
Stephan Vigier, F	Sr.	38	7	14	21
CJ Ludwig, D	Sr.	36	4	11	15
Darren Nowick, F	So.	31	7	3	10
Wade Epp, D	Sr.	32	2	4	6

KEY LOSSES

Skaters	Yr.	GP	G	A	Pts.
Matt Thurber, F	Sr.	30	6	26	32
Scott Macaulay, D	Sr.	38	5	11	16

Goalies	Yr.	GP	W-L-T	GAA	SV%
Jared Coreau	Jr.	38	15-19-4	2.70	.919

SCHOOL INFORMATION

Location..... St. Cloud, Minn.
Enrollment..... 16,400
Nickname..... Huskies
Colors..... Cardinal & Black
Conference..... NCHC
President..... Dr. Earl H. Potter III
Athletics Director..... Heather Weems
Arena..... National Hockey Center (5,371)
Press Box Phone..... 320.308.5227

TEAM INFORMATION

Head Coach..... Bob Motzko
Alma Mater/Year..... St. Cloud State/1987
Office Phone..... 320.308.4806
Record at SCSU..... 162-125-35 (.557)/9th year
Career Record..... Same
Assistant Coach..... Mike Gibbons
Assistant Coach..... Garrett Raboin
2012-13 Overall Record..... 25-16-1
2012-13 WCHA Record..... 18-9-1 (t-1st)
Letterwinners Returning..... 22 (13 F, 6 D, 3 G)
Letterwinners Lost..... 4 (2 F, 2 D)

MEDIA RELATIONS

Men's Hockey Contact..... Tom Nelson
E-Mail..... tcnelson@stcloudstate.edu
Office Phone..... 320.308.2141
Cell Phone..... 320.224.0813
Website..... SCSUHuskies.com

KEY RETURNEES

Skaters	Yr.	GP	G	A	Pts.
Nic Dowd, F	Sr.	42	14	25	39
Johnny Brodzinski, F	Sr.	42	22	11	33
Kalle Kossila, F	So.	40	15	18	33
Andrew Prochno, D	Jr.	41	5	23	28
Cory Thorson, F	Sr.	42	13	9	22

Goalies	Yr.	GP	W-L-T	GAA	SV%
Ryan Faragher	Jr.	40	24-14-1	2.28	.914

KEY LOSSES

Skaters	Yr.	GP	G	A	Pts.
Drew LeBlanc, F	Sr.	42	13	37	50
Ben Hanowski, F	Sr.	37	17	14	31
Nick Jensen, D	Jr.	42	4	27	31

ST. LAWRENCE

Nov. 29-30 • Grand Forks, N.D.
(Subway Holiday Classic)



Head Coach
Greg Carvel



Senior F
Greg Carey



Head Coach
Kevin Sneddon



Senior F
Chris McCarthy



Head Coach
Andy Murray



Senior F
Chase Balisy

SCHOOL INFORMATION

Location..... Canton, N.Y.
Enrollment..... 2,600
Nickname..... Saints
Colors..... Scarlet & Brown
Conference..... ECAC Hockey
President..... Dr. William L. Fox
Athletics Director..... Margie Strait
Arena..... Appleton Arena (2,500)
Press Box Phone..... N/A

TEAM INFORMATION

Head Coach..... Greg Carvel
Alma Mater/Year..... St. Lawrence/1993
Office Phone..... 315.229.5841
Record at SLU..... 18-16-4 (.526)/2nd year
Career Record..... Same
Associate Head Coach..... Mike Hurlbut
Assistant Coach..... Kris Mayotte
2012-13 Overall Record..... 18-16-4
2012-13 ECAC Record..... 9-9-4 (t-5th)
Letterwinners Returning..... 15 (9 F, 4 D, 2 G)
Letterwinners Lost..... 8 (4 F, 3 D, 1 G)

MEDIA RELATIONS

Men's Hockey Contact..... Wally Johnson
E-Mail..... wjohnson@stlawu.edu
Office Phone..... 315.229.5588
Cell Phone..... 315.854.4268
Website..... SaintsAthletics.com

KEY RETURNEES

Skaters	Yr.	GP	G	A	Pts.
Greg Carey, F	Sr.	38	28	23	51
Jeremy Wick, F	Sr.	38	14	14	28
Justin Baker, D	Sr.	38	5	21	36
Gunnar Hughes, F	Jr.	38	7	16	23

Goalies	Yr.	GP	W-L-T	GAA	SV%
Matt Weninger	Sr.	38	18-16-4	2.79	.915

KEY LOSSES

Skaters	Yr.	GP	G	A	Pts.
Kyle Flanagan, C	Sr.	35	15	32	47
George Hughes, D	Sr.	38	5	32	37

VERMONT

Oct. 11-12 • Grand Forks, N.D.



Head Coach
Kevin Sneddon



Senior F
Chris McCarthy

SCHOOL INFORMATION

Location..... Burlington, Vt.
Enrollment..... 10,192
Nickname..... Catamounts
Colors..... Green & Gold
Conference..... Hockey East
President..... Tom Sullivan
Athletics Director..... Dr. Robert Corran
Arena..... Gutterson Fieldhouse (4,007)
Press Box Phone..... 802.656.4193

TEAM INFORMATION

Head Coach..... Kevin Sneddon
Alma Mater/Year..... Harvard/1992
Office Phone..... 802.656.1414
Record at UVM..... 147-174-53 (.464)/11th year
Career Record..... 197-273-71 (.430)/16th year
Assistant Coach..... Kevin Patrick
Assistant Coach..... Kyle Wallack
2012-13 Overall Record..... 11-19-6
2012-13 Hockey East Record..... 8-13-6 (7th)
Letterwinners Returning..... 18 (12 F, 5 D, 1 G)
Letterwinners Lost..... 9 (5 F, 2 D, 2 G)

MEDIA RELATIONS

Men's Hockey Contact..... Alastair Ingram
E-Mail..... Alastair.Ingram@uvm.edu
Office Phone..... 802.656.1109
Cell Phone..... 339.927.0097
Website..... UVMathletics.com

KEY RETURNEES

Skaters	Yr.	GP	G	A	Pts.
Chris McCarthy, F	Sr.	36	13	18	31
Jake Fallon, F	Jr.	36	9	13	22
Kyle Reynolds, F	Jr.	34	9	11	20
Matt White, F	Sr.	34	6	10	16
Nick Luukko, D	Jr.	36	3	7	10

Goalies	Yr.	GP	W-L-T	GAA	SV%
Brody Hoffman	So.	36	11-19-6	2.86	.904

KEY LOSSES

Skaters	Yr.	GP	G	A	Pts.
Brett Bruneteau, F	Sr.	33	6	7	13

WESTERN MICHIGAN

Dec. 6-7 • Kalamazoo, Mich.
March 7-8 • Grand Forks, N.D.



Head Coach
Andy Murray



Senior F
Chase Balisy

SCHOOL INFORMATION

Location..... Kalamazoo, Mich.
Enrollment..... 25,086
Nickname..... Broncos
Colors..... Brown & Gold
Conference..... NCHC
President..... Dr. John M. Dunn
Athletics Director..... Kathy Beauregard
Arena..... Lawson Ice Arena (4,575)
Press Box Phone..... 269.760.5133

TEAM INFORMATION

Head Coach..... Andy Murray
Alma Mater/Year..... Brandon/1972
Office Phone..... 269.387.3120
Record at WMU..... 40-25-14 (.595)/3rd year
Career Record..... Same
Associate Head Coach..... Pat Ferschweiler
Associate Head Coach..... Rob Faccia
2012-13 Overall Record..... 19-11-8
2012-13 CCHA Record..... 15-7-6 (3rd)
Letterwinners Returning..... 15 (8 F, 5 D, 2 G)
Letterwinners Lost..... 8 (5 F, 3 D)

MEDIA RELATIONS

Men's Hockey Contact..... Adam Bodnar
E-Mail..... adam.e.bodnar@wmich.edu
Office Phone..... 269.387.4122
Cell Phone..... 269.760.5133
Website..... WMUBRoncos.com

KEY RETURNEES

Skaters	Yr.	GP	G	A	Pts.
Chase Balisy, F	Sr.	38	11	14	25
Kenney Morrison, D	So.	39	7	13	20
Shane Berschbach, F	Sr.	33	4	14	18
Mike Cichy, F	Sr.	37	4	14	18

Goalies	Yr.	GP	W-L-T	GAA	SV%
Frank Slubowski, Jr.	Sr.	38	19-11-8	2.00	.918

KEY LOSSES

Skaters	Yr.	GP	G	A	Pts.
Dane Walters, RW	Sr.	38	12	13	25
Danny DeKeyser, D	Jr.	35	2	13	15



Opponent	Series	W	L	T	Pct.	GF	GA
Air Force	1980-11	4	0	0	1.000	27	6
Alabama-Huntsville	1989	2	0	0	1.000	23	11
Alberta	1965-76	5	1	0	.833	32	12
Alaska	1990-12	4	3	0	.571	34	23
Alaska Anchorage	1984-12	46	17	5	.713	266	160
Army	1966	1	0	0	1.000	7	3
Bemidji State	1970-13	25	2	2	.897	124	63
Boston College	1959-11	11	11	1	.500	83	81
Boston University	1982-12	12	8	1	.595	89	74
Bottineau (N.D.) Ind.	1948	1	0	0	1.000	7	4
Bowling Green State	1980-93	6	3	0	.667	48	33
Brandon (Man.) University	1950	2	0	0	1.000	10	5
Brandon (Man.) Wheat Kings	1950-64	3	3	0	.500	32	19
University of British Columbia	1977-82	1	3	0	.250	14	17
Brown	1965-02	2	0	0	1.000	14	7
Univ. of Calgary	1974	1	1	0	.500	12	11
Canisius	2002-05	5	0	0	1.000	31	4
Clarkson	1982-11	7	0	0	1.000	31	12
Colgate	1983	0	1	0	.000	2	3
Colorado College	1948-13	139	79	10	.634	1062	841
Cornell	1967-10	5	3	0	.625	25	12
Crookston Cathedral	1947	1	1	0	.500	4	4
Crookston Pirates	1949	1	0	0	1.000	12	4
Dartmouth	1979-07	5	0	0	1.000	26	9
Denver	1950-13	137	117	9	.538	1060	980
Des Moines Oak Leafs	1962	0	1	0	.000	3	11
Estevan (Sask.) Bruins	1960	1	0	0	1.000	6	1
Fargo Flyers	1947	2	1	0	.667	9	5
Fargo Independents	1947	0	1	0	.000	3	9
Ferris State	1981-03	5	1	0	.833	32	20
Findlay	2003	1	0	0	1.000	3	1
Flin Flon (Man.) Bombers	1952	0	1	0	.000	6	7
Fort Frances (Ont.) Canadians	1953	1	3	0	.250	13	16
Grand Forks Amerks	1947-51	4	2	3	.611	48	44
Grand Forks Legion	1947	1	2	0	.333	13	16
Harvard	1951-11	9	3	1	.731	64	29
Holy Cross	2004-13	4	0	0	1.000	16	6
Lake Superior State	1973	2	0	0	1.000	14	5
Maine	1983-11	12	9	1	.568	83	78
Manitoba	1949-79	5	1	0	.833	53	19
Massachusetts	2008	0	1	0	.000	2	3
Mass.-Lowell	1985-92	5	4	0	.556	30	25
Merrimack	2009-	2	0	0	1.000	8	4
Miami (Ohio)	1999-09	2	0	1	.833	13	7
Michigan	1948-11	40	46	4	.467	358	403
Michigan State	1950-08	62	36	2	.630	454	361
Michigan Tech	1948-13	149	94	10	.609	1026	800
Minnesota	1948-13	130	138	15	.486	969	969
Minnesota Duluth	1954-12	136	75	9	.639	989	719
Minnesota Nationals	1967	0	1	0	.000	3	4
Minnesota State	1998-13	38	11	7	.741	231	145
University of Montreal	1959	1	0	0	1.000	5	1
Nebraska Omaha	2010-13	5	3	0	.625	23	21
New Hampshire	1971-09	10	4	2	.688	83	46
Niagara	2000-13	5	0	0	1.000	20	10
North Dakota Freshman	1953	1	0	0	1.000	8	7
North Dakota State	1948	1	0	0	1.000	17	6
Northeastern	1982-08	9	5	3	.618	75	58
Northern Arizona	1978-86	8	0	0	1.000	72	18
Northern Michigan	1977-96	27	23	3	.538	234	202
Northwest (Minn.) Ag. Coll.	1947	2	0	0	1.000	19	4
Notre Dame	1971-12	17	17	3	.500	158	151
Ohio State	1979-99	3	0	0	1.000	19	5
Princeton	2002-08	2	0	0	1.000	10	3
Providence	1981-89	8	5	0	.615	58	42
Quinnipiac	2006	2	0	0	1.000	10	3
University of Regina	1982	2	0	0	1.000	13	4
Regina (Sask.) Pats	1955	1	0	1	.750	9	8
Rensselaer	1960-11	8	1	0	.889	44	31
Robert Morris	2011	2	0	0	1.000	10	1
Rochester (Minn.) Mustangs	1964	0	1	0	.000	4	6
Soviet Nationals	1960	0	1	0	.000	3	4

Opponent	Series	W	L	T	Pct.	GF	GA
University of Saskatchewan	1947-76	8	2	2	.750	71	43
Sioux City (Iowa) Suhawks	1951	0	2	0	.000	12	15
So. St. Paul (Minn.) Steers	1964-65	2	1	1	.625	19	14
St. Boniface (Man.) Canadiens	1953-63	8	5	0	.615	87	62
St. Cloud State	1947-13	60	33	12	.629	372	311
St. John's (Minn.) University	1950	1	0	0	1.000	11	2
St. Lawrence	1959-07	11	1	0	.917	55	27
St. Louis University	1973-75	2	5	0	.286	18	35
Swedish Nationals	1962	0	1	0	.000	2	8
Thief River Falls Thieves	1947-51	3	2	0	.600	23	21
University of Toronto	1952-81	4	0	0	1.000	18	6
U.S. College All Stars	1968	1	0	1	.750	10	9
U.S. International	1981-86	6	2	0	.750	40	22
U.S. Nationals	1958-71	1	5	2	.250	21	35
U. S. Olympic Team	1955-88	0	6	2	.125	20	49
Vermont	1981-00	2	0	0	1.000	15	5
Warroad Lakers	1956-64	3	4	0	.429	33	39
Waterloo Black Hawks	1964	1	0	0	1.000	7	0
Wayne State	2003	1	0	0	1.000	8	2
Western Michigan	1997-11	5	0	0	1.000	31	13
Western Ontario University	1967	1	0	0	1.000	3	2
Wichita (Kan.) Flyers	1948	1	0	0	1.000	13	5
Winnipeg Army	1949	1	0	0	1.000	10	3
Winnipeg Barons	1953-56	3	1	0	.750	28	9
Winnipeg Black Hawks	1950-51	6	0	0	1.000	10	3
Winnipeg Canadians	1950	1	1	0	.500	11	10
Winnipeg Drewries	1956	2	0	0	1.000	12	6
Winnipeg Maroons	1952-63	4	3	2	.556	31	29
Winnipeg Monarchs	1957-62	3	0	0	1.000	21	5
Winnipeg Rangers	1961-62	4	0	0	1.000	37	8
University of Winnipeg	1975	2	0	0	1.000	17	1
Wisconsin	1968-13	65	86	12	.436	548	602
Yale	1960-13	5	2	0	.714	49	18

The above listing includes games counted in season records and does not include international exhibition games.

Bold indicates 2013-14 opponents.

Most Wins Against: Michigan Tech (149)

Most Losses To: Minnesota (138)

Most Total Games Against: Minnesota (283)



UND defeated defending NCAA champion and top-ranked Michigan in Ann Arbor on Jan. 9, 1948, regarded by many as the game in which the Fighting Sioux established themselves as a legitimate Division I program.



2013-14 NORTH DAKOTA HOCKEY

* Conference games
Playoff games denoted as WCHA or NCAA

NCHC

Colorado College

UND leads 139-79-10 (.632)
Home: 83-20-6 Away: 48-57-4 Neutral: 8-2-0

Date	Site	W-L-T	Score	Playoff
2-10-48	A	W	8-4	
2-13-48	A	L	3-6	
12-10-48	A	L	4-12	
12-11-48	A	L	4-12	
12-29-48	H	W	5-3	
12-30-48	H	W	6-3	
2-3-50	A	L	5-8	
2-4-50	A	T	3-3	
2-19-51	H	L	3-10	
2-20-51	H	L	3-7	
2-23-52*	A	L	5-9	
2-24-52*	A	L	2-9	
2-10-53*	H	W	12-4	
2-11-53*	H	W	10-3	
2-18-54*	A	L	3-5	
2-19-54*	A	L	1-2	
2-3-55*	A	L	3-4	
2-4-55*	A	L	1-7	
2-11-55*	H	W	4-3	
2-12-55*	H	L	3-4	
12-13-55*	H	L	2-4	
12-14-55*	H	W	5-4	
1-7-56*	A	L	5-8	
1-9-56*	A	L	2-7	
2-8-57*	H	W	6-3	
2-9-57*	H	W	5-4	
2-19-57*	A	L	4-6	
2-20-57*	A	L	6-7	
2-7-58*	A	L	1-7	
2-8-58*	A	L	2-9	
2-9-59	H	W	6-4	
2-10-59	H	W	4-2	
3-2-59	A	W	7-2	
3-3-59	A	L	5-9	
1-11-60*	H	W	7-2	
1-12-60*	H	W	5-1	
1-29-60*	A	W	8-2	
1-30-60*	A	W	7-5	
1-9-61*	H	L	4-9	
1-10-61*	H	W	10-5	
1-16-61*	A	L	4-9	
1-17-61*	A	W	5-2	
12-18-61*	H	W	9-4	
12-19-61*	H	W	8-1	
2-13-63*	A	W	7-1	
2-16-63*	A	W	7-6	
1-10-64*	H	W	7-2	
1-11-64*	H	W	5-3	
12-28-65	N	W	11-3	
2-16-65*	A	W	8-2	
2-20-65*	A	W	7-6	ot
1-18-66*	H	W	6-4	
1-19-66*	H	W	8-1	
12-28-67	N	W	3-2	ot
1-31-67*	A	W	6-2	
2-4-67*	A	W	4-2	
11-28-67*	H	W	9-0	
11-29-67*	H	W	7-0	
2-5-69*	A	W	5-4	
2-8-69*	A	W	5-4	
3-7-69	N	L	4-5	WCHA
1-16-70*	H	W	8-4	
1-17-70*	H	W	6-2	
2-5-71*	A	L	3-6	
2-6-71*	A	W	7-2	
1-21-72*	H	W	8-7	ot
1-22-72*	H	W	4-2	
11-10-72*	H	W	5-4	
11-11-72*	H	W	8-6	
2-23-73*	A	L	2-4	
2-24-73*	A	L	1-3	
12-7-73*	A	L	4-5	ot
12-8-73*	A	L	4-10	
1-18-74*	H	W	4-3	
1-19-74*	H	W	2-0	
12-27-74*	H	W	8-7	ot
12-28-74*	H	L	2-4	
2-21-75*	A	L	3-4	
2-22-75*	A	L	2-9	
11-14-75*	A	L	4-7	
11-15-75*	A	L	4-5	
1-16-76*	H	W	4-2	
1-17-76*	H	W	3-2	
11-5-76*	A	W	4-3	
11-6-76*	A	L	3-5	
2-18-77*	H	W	5-4	

2-19-77*	H	W	11-2	
11-18-77*	H	L	3-6	
11-19-77*	H	W	6-5	
1-13-78*	A	L	3-9	
1-14-78*	A	W	9-4	
11-10-78*	H	W	6-1	
11-11-78*	H	W	10-0	
2-16-79*	A	W	3-1	
2-17-79*	A	W	6-1	
3-6-79	H	W	6-3	WCHA
3-7-79	H	W	7-3	WCHA
10-26-79*	H	L	2-3	
10-27-79*	H	W	9-4	
1-25-80*	A	L	8-9	ot
1-26-80*	A	W	7-3	
11-14-80*	A	W	8-7	ot
11-15-80*	A	W	5-3	
1-23-81*	H	W	12-5	
1-24-81*	H	L	5-6	
11-13-81*	A	W	5-4	
11-14-81*	A	L	2-3	
1-15-82*	A	L	2-6	
1-16-82*	A	W	6-3	
2-5-82*	H	W	6-1	
2-6-82*	H	W	5-2	
11-12-82*	A	W	8-2	
11-13-82*	A	L	3-4	
1-14-83*	H	W	9-3	
1-15-83*	H	W	8-1	
2-4-83*	H	W	8-2	
2-5-83*	H	W	5-3	
11-4-83*	A	W	5-2	
11-5-83*	A	W	4-2	
12-9-83*	H	W	4-3	
12-10-83*	H	W	5-1	
2-10-84*	A	W	8-0	
2-11-84*	A	W	7-4	
1-18-85*	A	L	3-4	ot
1-19-85*	A	W	5-2	
2-15-85*	H	W	4-1	
2-16-85*	H	W	6-1	
2-14-86*	H	W	6-3	
2-15-86*	H	W	9-6	
11-21-86*	H	W	7-3	
11-22-86*	H	W	11-2	
12-5-86*	A	W	4-3	ot
12-6-86*	A	L	2-3	
3-6-87	H	W	6-2	WCHA
3-7-87	H	L	1-2	WCHA
11-6-87*	A	T	3-3	ot
11-7-87*	A	W	5-2	
2-5-88*	H	W	6-1	
2-6-88*	H	W	9-3	
10-21-88*	A	W	6-5	ot
10-22-88*	A	W	5-2	
12-16-88*	H	W	3-2	
12-17-88*	H	W	5-1	
11-24-89*	H	W	5-4	
11-25-89*	H	T	1-1	ot
1-19-90*	A	W	7-2	
1-20-90*	A	W	5-4	
11-9-90*	H	W	6-4	
11-10-90*	H	W	2-1	ot
1-11-91*	A	W	3-2	
1-12-91*	A	L	4-6	
10-25-91*	H	W	5-4	
10-26-91*	H	L	4-5	
1-17-92*	A	L	2-5	
1-18-92*	A	L	1-6	
12-19-92*	H	W	8-5	
12-20-92*	H	W	3-1	
1-22-93*	A	L	4-6	
1-23-93*	A	W	5-4	
11-26-93*	H	L	3-5	
11-27-93*	H	L	2-5	
2-25-94*	A	L	1-5	
2-26-94*	A	T	5-5	ot
10-29-94*	A	L	2-8	
10-30-94*	A	L	0-6	
2-17-95*	H	W	5-3	
2-18-95*	H	L	2-3	
11-24-95*	A	L	5-9	
11-25-95*	A	L	3-6	
12-6-96*	H	T	5-5	ot
12-7-96*	H	W	7-3	
1-25-97*	A	W	3-0	
1-26-97*	A	L	3-8	
3-14-97	N	W	5-1	WCHA
3-27-97	N	W	6-2	NCAA
11-7-97*	A	T	3-3	
11-8-97*	A	W	4-2	
1-9-98*	H	W	4-1	
1-10-98*	H	W	6-1	
11-20-98*	H	L	4-5	
11-21-98*	H	W	5-4	ot
1-15-99*	A	W	5-4	
1-16-99*	A	W	5-1	
1-7-00*	H	T	1-1	
1-8-00*	H	W	4-0	

12-8-00*	A	L	4-6	
12-9-00*	A	W	4-3	ot
3-16-01	N	W	2-1	WCHA
3-24-01	N	W	4-1	NCAA
10-12-01*	H	W	6-2	
10-13-01*	H	W	2-0	
1-18-02*	A	L	5-6	
1-19-02*	A	L	1-3	
1-3-03*	H	T	4-4	ot
1-4-03*	H	T	4-4	ot
1-31-03*	A	L	3-5	
2-1-03*	A	L	1-4	
2-13-04*	H	W	5-2	
2-14-04*	H	L	1-4	
11-5-04*	H	L	2-3	ot
11-6-04*	H	W	2-1	
1-14-05*	A	L	1-2	
1-15-05*	A	L	0-1	
2-3-06*	A	W	4-2	
2-4-06*	A	L	2-3	
11-24-06*	H	L	3-4	
11-25-06*	H	W	5-2	
1-5-07*	A	L	0-1	
1-6-07*	A	W	2-1	
11-2-07*	H	W	6-2	
11-3-07*	H	L	1-4	
3-22-08	N	W	4-2	WCHA
11-7-08*	A	W	3-1	
11-8-08*	A	L	4-7	
2-28-09*	H	T	4-4	ot
3-1-09*	H	W	4-3	
2-26-10*	A	W	3-2	ot
2-27-10*	A	W	3-2	
1-28-11*	A	L	2-4	
1-29-11*	A	W	6-0	
3-18-11	N	W	4-3	ot
11-25-11*	H	W	7-6	
11-26-11*	H	W	4-3	
11-30-12*	A	L	3-5	
12-1-12*	A	W	3-2	ot
1-11-13*	H	L	3-4	
1-12-13*	H	W	5-3	
3-21-13	N	L	3-4	ot WCHA

Denver

UND leads 137-117-9 (.538)

Home: 81-42-6 Away: 51-68-3 Neutral: 5-7-0

Date	Site	W-L-T	Score	Playoffs
2-1-50	A	W	18-3	
No meetings in 1950-51				
2-19-52*	A	W	5-4	
2-20-52*	A	L	0-6	
1-8-53*	H	W	4-3	
1-9-53*	H	W	2-1	
12-25-53*	A	W	9-5	
12-26-53*	A	W	7-2	
12-13-54*	H	L	4-8	
12-14-54*	H	W	4-3	
2-5-55*	A	L	2-9	
2-7-55*	A	L	1-7	
1-5-56*	A	L	3-6	
1-6-56*	A	L	1-3	
2-6-56*	H	W	6-2	
2-7-56*	H	W	8-6	
1-18-57*	H	W	2-1	
1-19-57*	H	W	7-1	
2-22-57*	A	W	5-2	
2-23-57*	A	L	1-3	
2-3-58*	H	W	9-0	
2-4-58*	H	W	2-1	
3-5-58*	A	L	3-4	
3-7-58*	A	W	4-1	
3-15-58	N	L	2-6	NCAA
12-15-58	H	W	4-3	ot
12-16-58	H	W	4-3	
2-27-59	A	W	6-4	
2-28-59	A	L	2-6	
12-11-59*	H	L	3-6	
12-12-59*	H	L	2-5	
1-26-60*	A	W	6-5	
1-27-60*	A	L	1-8	
12-12-60*	H	L	2-7	
12-13-60*	H	L	1-5	
1-13-61*	A	L	1-15	
1-14-61*	A	L	2-6	
1-5-62*	A	L	3-4	
1-6-62*	A	L	2-4	
1-12-62*	H	W	4-2	
1-13-62*	H	L	4-5	ot
1-25-63*	H	W	7-4	
1-26-63*	H	W	3-1	
2-12-63*	A	L	1-3	
2-15-63*	A	L	2-3	
3-9-63	A	L	4-5	ot WCHA
3-16-63	N	W	6-5	NCAA
12-7-63*	H	T	1-1	ot
12-8-63*	H	L	1-6	
1-31-64*	A	L	1-2	

2-1-64*	A	L	2-4	
3-12-64	A	L	2-6	WCHA
3-13-64	A	T	3-3	WCHA
1-15-65*	H	W	4-2	
1-16-65*	H	W	5-4	
2-17-65*	A	L	4-5	
2-19-65*	A	W	5-3	
12-17-65*	A	W	4-3	
12-18-65*	A	W	4-3	
2-25-66*	H	L	2-7	
2-26-66*	H	W	9-1	
3-5-66	A	L	4-5	ot WCHA
12-9-66*	H	W</		



2-9-85*	H	L	4-6	
3-1-85	H	W	7-1	WCHA
3-2-85	H	W	8-4	WCHA
2-7-86*	A	L	3-6	
2-8-86*	A	W	7-3	
10-17-86*	A	W	5-2	
10-18-86*	A	W	11-5	
2-13-87*	H	W	4-1	
2-14-87*	H	W	5-2	
11-20-87*	A	W	5-4	
11-21-87*	A	L	2-4	
1-22-88*	H	L	3-4	ot
1-23-88*	H	W	4-2	
11-26-88*	H	L	4-6	
11-27-88*	H	L	3-5	
12-9-88*	A	L	6-7	ot
12-10-88*	A	W	3-2	
2-25-89	H	W	7-1	WCHA
2-26-89	H	L	4-5	WCHA
2-27-89	H	L	3-4	WCHA
11-17-89*	A	L	3-5	
11-18-89*	A	W	8-3	
12-15-89*	H	L	8-9	
12-16-89*	H	L	3-4	
10-12-90*	H	W	5-3	
10-13-90*	H	W	8-1	
2-8-91*	A	W	9-7	
2-9-91*	A	L	4-7	
10-18-91*	A	W	10-5	
10-19-91*	A	W	5-4	
12-6-91*	H	W	6-1	
12-7-91*	H	W	7-6	ot
11-13-92*	A	L	3-6	
11-14-92*	A	L	3-7	
2-5-93*	H	L	4-5	
2-6-93*	H	L	5-6	ot
10-29-93*	H	L	5-7	
10-30-93*	H	W	3-2	ot
2-4-94*	A	L	2-3	
2-5-94*	A	L	2-5	
11-4-94*	A	W	6-4	
11-5-94*	A	L	2-7	
2-10-95*	H	L	1-4	
2-11-95*	H	W	3-1	
12-15-95*	H	W	4-3	
12-16-95*	H	L	3-6	
1-20-96*	A	L	2-3	
1-21-96*	A	L	3-4	
10-18-96*	H	W	3-2	ot
10-19-96*	H	W	6-2	
2-28-97*	A	L	3-6	
3-1-97*	A	L	0-5	
11-21-97*	H	W	4-3	
11-22-97*	H	W	6-1	
2-21-98*	A	W	6-4	
2-22-98*	A	W	7-3	
12-5-98*	A	W	6-4	
12-6-98*	A	W	5-3	
2-12-99*	H	W	7-3	
2-13-99*	H	W	11-4	
3-20-99	N	L	3-4	WCHA
12-10-99*	H	W	7-3	
12-11-99*	H	L	2-7	
3-10-00**	H	W	4-0	WCHA
3-11-00**	H	L	1-2	WCHA
3-12-00**	H	W	9-4	WCHA
11-3-00*	A	W	5-2	
11-4-00*	A	W	7-4	
2-16-01*	H	T	3-3	ot
2-17-01*	H	W	3-0	
3-1-02*	H	L	3-4	ot
3-2-02*	H	W	4-3	
2-14-03*	A	T	3-3	ot
2-15-03*	A	L	1-2	
3-14-03	H	L	1-4	WCHA
3-15-03	H	W	3-2	ot WCHA
3-16-03	H	W	3-2	ot WCHA
11-21-03*	A	W	8-2	
11-22-03*	A	W	6-2	
1-30-04*	H	W	6-1	
1-31-04*	H	T	1-1	ot
3-27-04	N	L	0-1	NCAA
2-4-05*	H	L	2-4	
2-5-05*	H	L	2-4	
3-18-05	N	L	1-2	ot WCHA
4-9-05	N	L	1-4	NCAA
10-28-05*	H	W	3-1	
10-29-05*	H	L	2-7	
2-24-06*	A	W	6-2	
2-25-06*	A	L	3-7	
2-23-07*	A	L	3-4	ot
2-24-07*	A	W	3-0	
11-30-07*	A	L	0-1	
12-1-07*	A	W	3-1	
2-15-08*	H	W	5-4	
2-16-08*	H	W	4-1	
3-21-08	N	L	1-3	WCHA
1-23-09*	H	W	8-3	

1-24-09*	H	T	2-2	ot
11-20-09*	A	L	0-1	
11-21-09*	A	L	2-3	
1-29-10*	H	L	0-2	
1-30-10*	H	L	2-4	
3-19-10	N	W	4-3	WCHA
10-29-10*	H	W	4-3	
10-30-10*	H	L	0-3	
3-19-11	N	W	3-2	2ot WCHA
3-27-11	N	W	6-1	NCAA
2-24-12*	A	W	4-3	
2-25-12*	A	L	3-5	
3-17-12	N	W	4-0	WCHA
12-7-12*	H	T	2-2	ot
12-8-12*	H	W	6-3	
2-22-13*	A	L	4-5	
2-23-13*	A	W	6-1	

Miami

UND leads 2-0-1 (.833)
Home: 0-0-1 Away: 0-0-0 Neutral: 2-0-0

Date	Site	W-L-T	Score	Playoffs
12-27-99	N	W	5-2	
10-8-05	N	W	3-0	
11-28-09	H	T	5-5	ot

Minnesota Duluth

UND leads 136-75-9 (.639)
Home: 76-31-3 Away: 55-39-5 Neutral: 2-2-1

Date	Site	W-L-T	Score	Playoffs
11-26-54	H	W	11-0	
11-27-54	H	W	8-2	
12-29-54	A	W	15-2	
12-30-54	A	W	9-2	
11-25-55	H	W	3-1	
11-26-55	H	W	6-0	
1-10-58	H	W	5-1	
1-11-58	H	W	7-2	
1-9-59	A	W	4-2	
1-10-59	A	W	4-1	
12-18-59	H	L	2-3	
12-19-59	H	W	13-2	
11-30-62	H	W	4-1	
12-1-62	H	W	7-1	
12-18-62	A	L	1-4	
12-19-62	A	W	7-3	
12-21-63	A	W	5-2	
12-20-63	A	W	2-1	
2-21-64	H	W	8-5	
2-22-64	H	W	5-0	
11-27-64	A	W	5-4	
11-28-64	A	W	6-5	ot
2-12-65	H	L	5-7	
2-13-65	H	W	9-3	
11-26-65*	A	W	5-4	ot
11-27-65*	A	W	7-5	
2-11-66*	H	L	2-3	ot
2-12-66*	H	W	5-2	
11-25-66*	A	W	6-3	
11-26-66*	A	W	6-2	
1-13-67*	H	L	2-3	
1-14-67*	H	W	4-2	
11-24-67*	A	W	4-1	
11-25-67*	A	W	4-3	
3-1-68*	H	L	2-3	
3-2-68*	H	W	6-3	
11-28-68*	A	W	4-1	
11-29-68*	A	W	7-4	
2-28-69*	H	W	6-2	
3-1-69*	H	W	5-4	
11-21-69*	H	W	4-3	
11-22-69*	H	L	0-3	
12-26-69*	A	L	2-5	
12-27-69*	A	L	4-5	
11-20-70*	H	L	4-5	
11-21-70*	H	W	6-5	
2-25-71*	A	W	6-3	
2-26-71*	A	L	3-5	
11-19-71*	H	L	2-3	
11-20-71*	H	W	4-3	
2-11-72*	A	L	5-7	
2-12-72*	A	W	3-2	
11-17-72*	A	L	1-6	
11-18-72*	A	W	5-4	
12-16-72*	H	W	8-6	
12-17-72*	H	W	4-2	
11-30-73*	H	W	4-3	
12-1-73*	H	W	4-3	
3-1-74*	A	L	2-4	
3-2-74*	A	L	2-5	
12-13-74*	H	L	1-6	
12-14-74*	H	L	2-3	
2-28-75*	A	T	6-6	ot
3-1-75*	A	L	5-7	
11-21-75*	A	W	5-4	
11-22-75*	A	L	2-4	

2-6-76*	H	W	6-2	
2-7-76*	H	L	2-5	
11-12-76*	H	W	5-2	
11-13-76*	H	W	9-6	
1-21-77*	A	L	5-8	
1-22-77*	A	L	3-7	
11-4-77*	A	W	5-3	
11-5-77*	A	L	4-5	ot
2-3-78*	H	L	4-5	
2-4-78*	H	W	7-2	
11-3-78*	A	L	4-5	ot
11-4-78*	A	L	2-4	
2-2-79*	H	W	6-4	
2-3-79*	H	L	4-7	
12-7-79*	A	L	4-5	ot
12-8-79*	A	W	4-3	ot
1-18-80*	H	W	7-3	
1-19-80*	H	W	5-1	
11-7-80*	H	W	5-4	ot
11-8-80*	H	L	3-7	
2-27-81*	A	L	3-7	
2-28-81*	A	L	6-7	
11-6-81*	H	W	4-1	
11-7-81*	H	L	4-5	
12-11-81*	H	W	4-1	
12-12-81*	H	W	7-4	
2-12-82*	A	W	4-3	ot
2-13-82*	A	W	11-3	
10-29-82*	H	L	2-3	
10-30-82*	H	L	3-4	
1-21-83*	A	L	0-3	
1-22-83*	A	W	3-2	
2-18-83*	A	L	2-5	
2-19-83*	A	W	5-2	
10-28-83*	H	W	6-4	
10-29-83*	H	W	7-2	
1-27-84*	A	L	1-4	
1-28-84*	A	T	4-4	ot
3-10-84	A	L	1-8	WCHA
3-11-84	A	W	5-4	WCHA
3-22-84	N	L	1-2	ot NCAA
12-7-84*	H	L	3-4	
12-8-84*	H	W	6-5	
3-8-85	A	T	4-4	WCHA
3-9-85	A	L	4-6	WCHA
10-18-85*	H	L	4-5	
10-19-85*	H	L	1-4	
1-10-86*	A	L	3-4	
1-11-86*	A	W	8-7	ot
10-10-86*	A	W	6-2	
10-11-86*	A	W	7-1	
2-6-87*	H	W	5-0	
2-7-87*	H	W	9-3	
2-28-87	H	W	5-3	WCHA
3-1-8	H	W	8-1	WCHA
10-23-87*	A	L	4-6	
10-24-87*	A	L	5-8	
2-19-88*	H	W	4-3	ot
2-20-88*	H	W	6-3	
3-7-88	N	T	6-0	WCHA
10-8-88	N	T	2-2	
11-4-88*	H	W	4-1	
11-5-88*	H	L	2-4	
2-3-89*	A	W	5-4	ot
2-4-89*	A	L	2-5	
11-10-89*	H	W	3-2	ot
11-11-89*	H	W	6-4	
2-9-90*	A	W	5-3	
2-10-90*	A	W	5-4	
3-1-90	H	W	11-3	WCHA
3-2-90	H	W	2-1	WCHA
11-16-90*	A	L	4-6	
11-17-90*	A	W	5-3	
2-15-91*	H	W	11-2	
2-16-91*	H	W	4-3	ot
11-15-91*	A	L	3-7	
11-16-91*	A	L	2-4	
2-14-92*	H	W	10-7	
2-15-92*	H	L	5-7	
11-6-92*	A	L	2-5	
11-7-92*	A	L	5-6	
1-29-93*	H	W	6-2	
1-30-93*	H	L	1-5	
11-19-93*	A	W	6-5	
11-20-93*	A	T	4-4	ot
3-4-94*	H	W	5-3	
3-5-94*	H	L	3-5	
11-18-94*	A	W	6-5	
11-19-94*	A	W	9-7	
1-27-95*	H	L	4-6	
1-28-95*	H	L	3-6	
11-3-95*	H	L	3-5	
11-4-95*	H	W	5-3	
1-26-96*	A	L	1-3	
1-27-96*	A	L	2-3	
11-29-96*	A	W	8-4	
11-30-96*	A	W	4-3	
11-14-97*	H	W	8-0	

11-15-97*	H	L	3-4	
2-27-98*	A	W	6-3	
2-28-98*	A	L	0-7	
10-30-98*	H	W	3-0	
10-31-98*	H	W	4-1	
1-29-99*	A	W	4-3	
1-30-99*	A	T	2-2	
12-3-99*	A	W		



Table with columns: Date, Site, W-L-T, Score, Playoffs. Rows include games from 11-13-93* to 1-26-13*.

Western Michigan
UND leads 5-0-0 (1.000)
Home: 2-0-0 Away: 2-0-0 Neutral: 1-0-0
Table with columns: Date, Site, W-L-T, Score, Playoffs.

ATLANTIC HOCKEY

Air Force
UND leads 4-0-0 (1.000)
Home: 4-0-0 Away: 0-0-0 Neutral: 0-0-0
Table with columns: Date, Site, W-L-T, Score, Playoffs.

Army
UND leads 1-0-0 (1.000)
Home: 0-0-0 Away: 0-0-0 Neutral: 1-0-0
Table with columns: Date, Site, W-L-T, Score, Playoffs.

Canisius
UND leads 5-0-0 (1.000)
Home: 4-0-0 Away: 0-0-0 Neutral: 1-0-0
Table with columns: Date, Site, W-L-T, Score, Playoffs.

Holy Cross
UND leads 4-0-0 (1.000)
Home: 3-0-0 Away: 0-0-0 Neutral: 1-0-0
Table with columns: Date, Site, W-L-T, Score, Playoffs.

Niagara
UND leads 5-0-0 (1.000)
Home: 2-0-0 Away: 0-0-0 Neutral: 3-0-0
Table with columns: Date, Site, W-L-T, Score, Playoffs.

Robert Morris
UND leads 2-0-0 (1.000)
Home: 2-0-0 Away: 0-0-0 Neutral: 1-0-0
Table with columns: Date, Site, W-L-T, Score, Playoffs.

BIG 10

Michigan
UND trails 41-46-4 (.473)
Home: 27-11-3 Away: 11-32-1 Neutral: 3-3-0
Table with columns: Date, Site, W-L-T, Score, Playoffs.

Table with columns: Date, Site, W-L-T, Score, Playoffs. Rows include games from 12-9-60* to 3-24-07.

Michigan State

UND leads 62-36-2 (.630)
Home: 34-11-1 Away: 22-21-1 Neutral: 6-4-0
Table with columns: Date, Site, W-L-T, Score, Playoffs.

Table with columns: Date, Site, W-L-T, Score, Playoffs. Rows include games from 1-8-60* to 12-27-08.

Minnesota

UND trails 130-138-15 (.486)

Home: 70-55-8 Away: 51-74-7 Neutral: 8-8-0

Table with columns: Date, Site, W-L-T, Score, Playoffs. Rows include games from 1-23-48 to 1-7-54*.



Table with columns: Date, Site, W-L-T, Score, Playoffs. Rows include games from 2-28-99* to 2-2-13*.

ECAC

Brown

UND leads 2-0-0 (1.000)
Home: 1-0-0 Away: 0-0-0 Neutral: 1-0-0
Date Site W-L-T Score Playoffs

Clarkson

UND leads 7-0-0 (1.000)
Home: 5-0-0 Away: 2-0-0 Neutral: 0-0-0
Date Site W-L-T Score Playoffs

Colgate

UND trails 0-1-0 (.000)
Home: 0-0-0 Away: 0-0-0 Neutral: 0-1-0
Date Site W-L-T Score Playoffs

Cornell

UND leads 5-3-0 (.625)
Home: 1-1-0 Away: 1-1-0 Neutral: 3-1-0
Date Site W-L-T Score Playoffs

Dartmouth

UND leads 5-0-0 (1.000)
Home: 2-0-0 Away: 1-0-0 Neutral: 2-0-0
Date Site W-L-T Score Playoffs

Harvard

UND leads 9-3-1 (.731)
Home: 4-3-0 Away: 2-0-0 Neutral: 3-0-1
Date Site W-L-T Score Playoffs

Princeton

UND leads 3-0-0 (1.000)
Home: 0-0-0 Away: 1-0-0 Neutral: 2-0-0
Date Site W-L-T Score Playoffs

Quinnipiac

UND leads 2-0-0 (1.000)
Home: 2-0-0 Away: 0-0-0 Neutral: 0-0-0
Date Site W-L-T Score Playoffs

Rensselaer

UND leads 8-1-0 (.889)
Home: 3-1-0 Away: 4-0-0 Neutral: 1-0-0
Date Site W-L-T Score Playoffs

St. Lawrence

UND leads 11-1-0 (.917)
Home: 6-0-0 Away: 2-1-0 Neutral: 3-0-0
Date Site W-L-T Score Playoffs

Yale

UND leads 5-2-0 (.714)
Home: 3-0-0 Away: 1-0-0 Neutral: 1-2-0
Date Site W-L-T Score Playoffs

HOCKEY EAST

Boston College

UND leads 11-11-1 (.500)
Home: 4-3-0 Away: 4-2-1 Neutral: 3-6-0
Date Site W-L-T Score Playoffs

Boston University

UND leads 12-8-1 (.595)
Home: 6-1-1 Away: 4-6-0 Neutral: 2-1-0
Date Site W-L-T Score Playoffs

Maine

UND leads 12-8-2 (.591)
Home: 7-3-1 Away: 4-5-1 Neutral: 1-0-0
Date Site W-L-T Score Playoffs

Massachusetts

UND trails 0-1-0 (.000)
Home: 0-0-0 Away: 0-0-0 Neutral: 0-1-0
Date Site W-L-T Score Playoffs

Massachusetts-Lowell

UND leads 5-4-0 (.556)
Home: 4-1-0 Away: 1-3-0 Neutral: 0-0-0
Date Site W-L-T Score Playoffs

Merrimack

UND leads 2-0-0 (1.000)
Home: 2-0-0 Away: 0-0-0 Neutral: 0-0-0
Date Site W-L-T Score Playoffs

New Hampshire

UND leads 10-4-2 (.688)
Home: 5-1-0 Away: 5-2-1 Neutral: 0-1-1
Date Site W-L-T Score Playoffs

Northeastern

UND leads 9-5-3 (.618)
Home: 4-3-0 Away: 3-2-3 Neutral: 2-0-0
Date Site W-L-T Score Playoffs



Notre Dame

Series tied 17-17-3 (.500)

Home: 10-7-1 Away: 7-10-1 Neutral: 0-0-1

Date	Site	W-L-T	Score	Playoffs
1-22-71	A	L	5-6	ot
1-23-71	A	W	7-1	
11-12-71*	H	L	4-5	
11-13-71*	H	W	6-5	
3-5-73	A	L	0-5	WCHA
3-6-73	A	L	3-8	WCHA
2-2-73*	A	L	3-9	
2-3-73*	A	W	3-2	
2-1-74*	H	W	7-5	
2-2-74*	H	L	3-7	
11-22-74*	H	L	3-5	
11-23-74*	H	L	2-3	
1-24-75*	A	W	2-1	
1-25-75*	A	L	2-5	
1-2-76*	H	L	3-5	
1-3-76*	H	L	3-5	
2-11-77*	A	L	5-6	
2-12-77*	A	L	5-10	
12-10-77*	A	L	3-4	
12-11-77*	A	L	4-5	ot
2-27-78*	H	W	5-3	
2-28-78*	H	W	4-2	
1-5-79*	A	W	9-4	
1-6-79*	A	W	6-4	
3-14-80	H	W	10-4	WCHA
3-15-80	H	W	7-4	
1-11-80*	H	W	7-4	
1-12-80*	H	W	3-1	
1-16-81*	A	W	7-3	
1-17-81*	A	T	1-1	ot
1-2-99	H	W	8-1	
1-3-99	H	L	3-4	
1-3-10	N	T	3-3	ot
11-26-10	H	W	6-3	
11-27-10	H	T	2-2	ot
11-23-12	A	W	2-1	
11-24-12	A	L	2-5	

Providence

UND leads 8-5-0 (.615)

Home: 5-2-0 Away: 3-3-0 Neutral: 0-0-0

Date	Site	W-L-T	Score	Playoffs
10-30-81	H	W	6-0	
10-31-81	H	L	5-6	ot
10-22-82	A	L	3-6	
10-23-82	A	W	6-2	
10-14-83	H	W	6-2	
10-15-83	H	L	2-4	
10-12-84	A	L	4-5	
10-13-84	A	L	3-7	
1-31-86*	H	W	4-1	
2-1-86*	H	W	5-2	
1-16-87*	A	W	5-1	
11-29-87*	H	W	6-4	
1-20-89*	A	W	3-2	

*WCHA-HEA games counted in WCHA standings from 1984-85 through 1988-89 seasons

Vermont

UND leads 2-0-0 (1.000)

Home: 0-0-0 Away: 0-0-0 Neutral: 2-0-0

Date	Site	W-L-T	Score	Playoffs
1-2-81	N	W	7-5	
11-27-99	N	W	8-0	

WCHA

Alabama-Huntsville

UND leads 2-0-0 (1.000)

Home: 2-0-0 Away: 0-0-0 Neutral: 0-0-0

Date	Site	W-L-T	Score	Playoffs
10-13-89	H	W	12-6	
10-14-89	H	W	11-5	

Alaska

UND leads 5-3-0 (.625)

Home: 2-2-0 Away: 2-1-0 Neutral: 1-0-0

Date	Site	W-L-T	Score	Playoffs
1-5-90	H	W	6-1	
1-6-90	H	W	8-2	
11-1-91	A	W	6-4	
11-2-91	A	W	5-3	
1-2-94	H	L	5-6	ot
1-3-94	H	L	3-5	
10-9-10	N	W	3-1	

10-20-12 A L 1-2

Alaska Anchorage

UND leads 46-17-5 (.713)

Home: 27-3-4 Away: 17-14-1 Neutral: 2-0-0

Date	Site	W-L-T	Score	Playoffs
1-8-84	A	W	3-2	ot
12-20-85	H	W	5-0	
12-21-85	H	W	3-2	
10-30-87	H	W	4-3	
10-31-87	H	W	4-2	
1-18-91	H	W	6-5	
1-19-91	H	W	7-3	
11-20-92	A	L	2-3	
11-21-92	A	L	3-4	
12-2-94	A	L	4-8	
12-3-94	A	L	5-6	ot
1-14-94*	A	L	1-2	
1-15-94*	A	L	2-4	
3-3-95*	H	W	4-3	
3-4-95*	H	W	6-4	
11-17-95*	A	L	2-4	
11-18-95*	A	L	3-7	
1-12-96*	H	W	6-4	
1-13-96*	H	W	7-6	
11-22-96*	A	L	2-3	
11-23-96*	A	W	5-3	
2-21-97*	H	W	2-0	
2-22-97*	H	W	4-0	
2-6-98*	A	W	4-1	
2-7-98*	A	W	6-1	
2-19-99*	H	W	8-0	
2-20-99*	H	W	4-3	
11-12-99*	A	W	7-1	
11-13-99*	A	W	3-0	
2-11-00*	H	W	2-1	
2-12-00*	H	W	6-3	
12-1-00*	A	W	4-2	
12-2-00*	A	W	3-0	
1-11-02*	H	L	1-2	
1-12-02*	H	T	4-4	
11-15-02*	H	W	4-2	
11-16-02*	H	W	1-0	
1-17-03*	A	W	11-2	
1-18-03*	A	W	3-0	
3-19-04	N	W	4-2	WCHA
1-9-04*	H	W	6-2	
1-10-04*	H	T	2-2	
12-3-04*	H	W	4-2	ot
12-4-04*	H	L	1-2	
2-18-05*	A	W	6-3	
2-19-05*	A	L	2-5	
1-6-06*	A	L	3-5	
1-7-06*	A	W	5-0	
11-17-06*	A	L	2-6	
11-18-06*	A	L	2-4	
1-12-07*	H	T	3-3	ot
1-13-07*	H	W	4-0	
1-25-08*	H	W	3-1	
1-26-08*	H	W	3-1	
11-14-08*	H	L	2-3	
11-15-08*	H	W	3-1	
2-20-09*	A	W	2-1	ot
2-21-09*	A	W	6-2	
10-23-09*	A	W	5-0	
10-24-09*	A	L	1-2	
10-8-10	A	T	5-5	ot
2-11-11*	H	W	6-1	
2-12-11*	H	W	3-1	
12-2-11*	A	W	5-2	
12-3-11*	A	W	4-1	
10-19-12	N	W	5-0	
10-26-12*	H	W	4-1	
10-27-12*	H	T	3-3	ot

Bemidji State

UND leads 25-2-2 (.897)

Home: 17-1-2 Away: 8-1-0 Neutral: 0-0-0

Date	Site	W-L-T	Score	Playoffs
2-6-70	H	W	7-4	
2-7-70	H	L	5-7	
12-12-70	H	W	4-3	
1-19-71	H	W	3-2	ot
3-3-00	H	W	9-2	
3-4-00	H	W	6-3	
3-2-01	A	W	5-1	
3-3-01	A	W	6-3	
12-28-02	H	W	4-3	
1-28-05	H	T	3-3	ot
1-29-05	H	W	3-1	
12-16-05	A	W	2-1	
12-17-05	H	W	5-1	
1-19-07	A	W	3-2	
1-20-07	H	W	6-3	
2-23-08	H	W	5-1	

2-24-08	H	W	1-0	
1-2-09	A	W	4-3	
1-3-09	H	W	4-3	ot
10-15-10*	A	W	5-2	
10-16-10*	A	W	5-2	
2-26-11*	H	W	5-2	
2-27-11*	H	W	5-1	
11-19-11*	A	W	5-2	
11-20-11*	A	L	0-1	
3-9-12	H	W	4-1	WCHA
3-10-12	H	W	4-3	WCHA
3-1-13*	H	W	4-2	
3-2-13*	H	T	2-2	ot

Bowling Green

UND leads 6-3-0 (.667)

Home: 3-1-0 Away: 2-2-0 Neutral: 1-0-0

Date	Site	W-L-T	Score	Playoffs
12-19-80	H	W	9-3	
12-20-80	H	W	4-1	
10-16-81	A	W	6-4	
10-17-81	A	W	6-3	
12-7-90	A	L	5-7	
12-8-90	A	L	3-4	
12-28-90	N	W	8-2	
1-2-93	H	L	1-4	
1-3-93	H	W	6-5	ot

Ferris State

UND leads 5-1-0 (.833)

Home: 4-0-0 Away: 0-0-0 Neutral: 1-1-0

Date	Site	W-L-T	Score	Playoffs
12-18-81	H	W	5-2	
12-19-81	H	W	6-2	
12-18-94	H	W	8-6	
12-19-94	H	W	5-2	
12-28-97	N	W	6-3	
3-28-03	N	L	2-5	NCAA

Lake Superior State

UND leads 2-0-0 (1.000)

Home: 2-0-0 Away: 0-0-0 Neutral: 0-0-0

Date	Site	W-L-T	Score	Playoffs
12-14-73	H	W	7-3	
12-15-73	H	W	7-2	

Michigan Tech

UND leads 149-94-10 (.609)

Home: 84-34-5 Away: 63-55-5 Neutral: 2-5-0

Date	Site	W-L-T	Score	Playoffs
1-16-48	H	L	6-7	ot
1-17-48	H	W	7-3	
2-20-48	A	W	5-4	
2-21-48	A	W	5-2	
1-8-49	A	L	3-6	
2-18-49	H	L	2-5	
2-19-49	H	W	6-5	
2-18-50	A	W	5-4	
2-19-50	A	W	5-3	
1-19-51	H	W	5-2	
1-20-51	H	W	5-4	
1-8-52*	A	W	8-4	
1-9-52*	A	W	5-2	
1-18-52*	H	W	11-2	
1-19-52*	H	W	9-1	
1-1-53*	H	W	10-0	
1-2-53*	H	W	7-2	
1-15-53*	A	W	5-4	ot
1-16-53*	A	W	6-5	ot
1-14-54*	A	W	5-0	
1-15-54*	A	W	5-0	
1-28-54*	H	W	4-0	
1-29-54*	H	W	7-0	
1-14-55*	H	W	3-1	
1-15-55*	H	T	1-1	ot
2-14-55*	A	W	4-3	ot
2-15-55*	A	L	3-10	
1-13-56*	H	L	3-5	
1-14-56*	H	L	2-5	
2-17-56*	A	L	2-6	
2-18-56*	A	L	4-5	ot
1-4-57*	A	W	7-2	
1-5-57*	A	L	0-6	
2-15-57*	H	W	8-7	
2-16-57*	H	W	4-3	
1-3-58*	A	W	9-1	
1-4-58*	A	W	3-2	
2-28-58*	H	W	6-4	
3-1-58*	H	W	6-4	
1-2-59	H	L	2-3	
1-3-59	H	W	2-1	
2-6-59	A	L	3-4	
2-7-59	A	W	4-0	
12-4-59*	H	W	3-2	

12-5-59*	H	L	1-4	
2-19-60*	A	L	2-3	
2-20-60*	A	W	6-4	
3-11-60	A	L	2-4	WCHA
3-12-60	A	L	4-5	WCHA
11-25-60*	H	W	6-4	
11-26-60*	H	L	1-8	
12-2-60*	A	L	2-7	
12-3-60*	A	L	3-5	
1-19-62*	H	L	1-2	
1-20-62*	H	L	2-3	ot
2-2-62*	A	L	2-	



Table with columns for date, home/away, score, and opponent. Includes teams like WCHA and UND leads.

Table with columns for date, home/away, score, and opponent. Includes teams like WCHA and UND leads.

Minnesota State

Table with columns for date, site, W-L-T, score, and playoffs. Includes UND leads and various opponents.

Table with columns for date, home/away, score, and opponent. Includes teams like WCHA and UND leads.

OTHER OPPONENTS

U. of Alberta

Table with columns for date, site, W-L-T, score, and playoffs. Includes UND leads and various opponents.

Bottineau Independents

Table with columns for date, site, W-L-T, score, and playoffs. Includes UND leads and various opponents.

Brandon College

Table with columns for date, site, W-L-T, score, and playoffs. Includes UND leads and various opponents.

Brandon Wheat Kings

Table with columns for date, site, W-L-T, score, and playoffs. Includes Series tied and various opponents.

U. of British Columbia

Table with columns for date, site, W-L-T, score, and playoffs. Includes UND trails and various opponents.

U. of Calgary

Table with columns for date, site, W-L-T, score, and playoffs. Includes Series tied and various opponents.

Crookston Cathedral HS

Table with columns for date, site, W-L-T, score, and playoffs. Includes Series tied and various opponents.

Crookston Pirates

Table with columns for date, site, W-L-T, score, and playoffs. Includes UND leads and various opponents.

Des Moines Oak Leafs

Table with columns for date, site, W-L-T, score, and playoffs. Includes UND trails and various opponents.

Estevan Bruins

Table with columns for date, site, W-L-T, score, and playoffs. Includes UND leads and various opponents.

Fargo Flyers

Table with columns for date, site, W-L-T, score, and playoffs. Includes UND leads and various opponents.

Fargo Independents

Table with columns for date, site, W-L-T, score, and playoffs. Includes UND trails and various opponents.

Findlay

Table with columns for date, site, W-L-T, score, and playoffs. Includes UND leads and various opponents.

Flin Flon Bombers

Table with columns for date, site, W-L-T, score, and playoffs. Includes UND trails and various opponents.

Fort Frances Canadians

Table with columns for date, site, W-L-T, score, and playoffs. Includes UND trails and various opponents.

Grand Forks Amerks

Table with columns for date, site, W-L-T, score, and playoffs. Includes UND leads and various opponents.

Grand Forks Legion

Table with columns for date, site, W-L-T, score, and playoffs. Includes UND trails and various opponents.



U. of Manitoba

UND leads 5-1-0 (.833)
Home: 5-1-0 Away: 0-0-0 Neutral: 0-0-0

Date	Site	W-L-T	Score	Playoffs
2-25-49	H	W	7-4	
2-26-49	H	L	2-4	
12-8-72	H	W	9-0	
12-9-72	H	W	11-2	
12-28-78	H	W	14-5	
12-29-78	H	W	10-4	

(NOTE: Exhibition games not listed)

Minnesota Nationals

UND trails 0-1-0 (.000)
Home: 0-1-0 Away: 0-0-0 Neutral: 0-0-0

Date	Site	W-L-T	Score	Playoffs
12-15-67	H	L	3-4	

U. of Montreal

UND leads 1-0-0 (1.000)
Home: 0-0-0 Away: 0-0-0 Neutral: 1-0-0

Date	Site	W-L-T	Score	Playoffs
12-30-59	N	W	5-1	

UND Freshmen

UND leads 1-0-0 (1.000)
Home: 1-0-0 Away: 0-0-0 Neutral: 0-0-0

Date	Site	W-L-T	Score	Playoffs
12-11-53	H	W	8-7	

North Dakota State

UND leads 1-0-0 (1.000)
Home: 1-0-0 Away: 0-0-0 Neutral: 0-0-0

Date	Site	W-L-T	Score	Playoffs
2-27-48	H	W	17-6	

Northern Arizona

UND leads 8-0-0 (1.000)
Home: 6-0-0 Away: 1-0-0 Neutral: 1-0-0

Date	Site	W-L-T	Score	Playoffs
12-8-78	N	W	10-2	
12-9-78	A	W	12-2	
10-23-81	H	W	10-2	
10-24-81	H	W	8-2	
10-19-84	H	W	9-3	
10-20-84	H	W	6-2	
12-13-85	H	W	12-1	
12-14-85	H	W	5-4	

Northwest Ag. College

UND leads 1-0-0 (1.000)
Home: 1-0-0 Away: 0-0-0 Neutral: 0-0-0

Date	Site	W-L-T	Score	Playoffs
1-19-47	H	W	10-1	

U. of Regina

UND leads 2-0-0 (1.000)
Home: 2-0-0 Away: 0-0-0 Neutral: 0-0-0

Date	Site	W-L-T	Score	Playoffs
10-15-82	H	W	7-2	
10-16-82	H	W	6-2	

Regina Pats

UND leads 1-0-1 (.750)
Home: 1-0-1 Away: 0-0-0 Neutral: 0-0-0

Date	Site	W-L-T	Score	Playoffs
11-18-55	H	T	5-5	
11-19-55	H	W	4-3	

Rochester Mustangs

UND trails 0-1-0 (.000)
Home: 0-0-0 Away: 0-1-0 Neutral: 0-0-0

Date	Site	W-L-T	Score	Playoffs
12-30-64	A	L	4-6	

Soviet Nationals

UND trails 0-1-0 (.000)
Home: 0-1-0 Away: 0-0-0 Neutral: 0-0-0

Date	Site	W-L-T	Score	Playoffs
12-30-60	H	L	3-4	

U. of Saskatchewan

UND leads 8-2-2 (.750)
Home: 8-2-2 Away: 0-0-0 Neutral: 0-0-0

Date	Site	W-L-T	Score	Playoffs
12-17-48	H	L	3-12	
12-18-48	H	T	3-3	
12-15-49	H	W	8-3	

12-16-49	H	L	3-4	
12-21-51	H	W	6-0	
12-22-51	H	T	4-4	
12-19-52	H	W	8-2	
12-20-52	H	W	6-3	
12-10-65	H	W	6-4	
12-11-65	H	W	3-1	
12-29-76	H	W	11-5	
12-30-76	H	W	11-2	

Sioux City Suhawks

UND trails 0-2-0 (.000)
Home: 0-0-0 Away: 0-2-0 Neutral: 0-0-0

Date	Site	W-L-T	Score	Playoffs
12-7-51	A	L	7-9	
12-8-51	A	L	5-6	

South St. Paul Steers

UND leads 2-1-1 (.625)
Home: 2-1-1 Away: 0-0-0 Neutral: 0-0-0

Date	Site	W-L-T	Score	Playoffs
12-11-64	H	W	6-4	
12-12-64	H	W	7-1	
11-19-65	H	T	5-5	
11-20-65	H	L	1-4	

St. Boniface Canadiens

UND leads 8-5-0 (.615)
Home: 8-5-0 Away: 0-0-0 Neutral: 0-0-0

Date	Site	W-L-T	Score	Playoffs
11-28-53	H	L	5-6	
11-29-53	H	W	7-6	
2-11-54	H	W	8-6	
2-12-54	H	L	3-8	
12-17-54	H	W	4-3	
12-18-54	H	L	5-6	
12-16-55	H	W	7-4	
12-17-55	H	L	5-9	
11-23-56	H	W	7-6	
11-24-56	H	L	2-4	
12-20-57	H	W	12-1	
12-21-57	H	W	12-1	
1-17-63	H	W	10-2	

St. John's University

UND leads 1-0-0 (1.000)
Home: 1-0-0 Away: 0-0-0 Neutral: 0-0-0

Date	Site	W-L-T	Score	Playoffs
2-25-50	H	W	11-2	

St. Louis University

UND trails 2-5-0 (.286)
Home: 1-3-0 Away: 1-2-0 Neutral: 0-0-0

Date	Site	W-L-T	Score	Playoffs
11-2-73	H	L	2-7	
11-3-73	H	L	3-4	ot
12-26-73	A	L	2-4	
12-6-74	A	W	5-3	
12-8-74	A	L	0-5	
10-24-75	H	L	1-8	
10-25-75	H	W	5-4	

Swedish Nationals

UND leads 0-1-0 (.000)
Home: 0-1-0 Away: 0-1-0 Neutral: 0-0-0

Date	Site	W-L-T	Score	Playoffs
2-27-62	H	L	2-8	

Thief River Falls Thieves

UND leads 3-2-0 (.600)
Home: 1-1-0 Away: 1-1-0 Neutral: 1-0-0

Date	Site	W-L-T	Score	Playoffs
12-17-47	A	W	6-4	
12-20-47	A	L	1-3	
1-5-48	H	W	7-4	
12-19-49	N	W	6-4	
2-17-51	H	L	3-6	

U. of Toronto

UND leads 4-0-0 (1.000)
Home: 2-0-0 Away: 0-0-0 Neutral: 2-0-0

Date	Site	W-L-T	Score	Playoffs
12-28-52	H	W	7-1	
12-29-52	H	W	6-3	
12-20-68	N	W	2-0	
1-3-81	N	W	3-2	ot

U.S. College All-Stars

UND leads 1-0-1 (.750)
Home: 1-0-1 Away: 0-0-0 Neutral: 0-0-0

Date	Site	W-L-T	Score	Playoffs
12-6-68	H	T	3-3	
12-7-68	H	W	7-6	

U.S. International

UND leads 6-2-0 (.750)
Home: 5-1-0 Away: 1-1-0 Neutral: 0-0-0

Date	Site	W-L-T	Score	Playoffs
12-5-81	A	W	5-2	
12-6-81	A	L	1-3	
11-26-82	H	W	5-3	
11-27-82	H	W	6-1	
12-16-83	H	W	7-4	
12-17-83	H	W	7-1	
12-12-86	H	L	3-5	
12-13-86	H	W	6-3	

U.S. Nationals

UND trails 1-5-2 (.250)
Home: 0-5-1 Away: 0-0-1 Neutral: 1-0-0

Date	Site	W-L-T	Score	Playoffs
1-14-58	H	L	1-4	
12-19-58	H	T	4-4	ot
12-20-58	H	L	4-6	
1-20-61	H	L	3-9	
1-21-61	H	L	1-3	
11-19-66	H	L	2-4	
12-30-69	N	W	2-1	
2-28-71	A	T	4-4	

U.S. Olympic Team

UND trails 0-6-2
Home: 0-4-2 Away: 0-0-0 Neutral: 0-2-0

Date	Site	W-L-T	Score	Playoffs
12-30-55	H	L	0-8	
12-31-55	H	L	3-6	
2-1-60	H	L	2-7	
2-2-60	H	T	8-8	ot
12-16-63	H	L	1-3	
1-20-68	H	T	3-3	
11-5-71	N	L	1-8	
11-6-71	N	L	2-6	
12-4-79	H	L	1-6	
1-11-88	H	L	2-12	

Exhibition games (do not count in record)

Warroad Lakers

UND trails 3-4-0 (.429)
Home: 3-4-0 Away: 0-0-0 Neutral: 0-0-0

Date	Site	W-L-T	Score	Playoffs
12-29-56	H	L	4-8	
12-27-58	H	L	3-4	
1-5-61	H	W	7-5	
2-14-62	H	L	3-5	
2-15-62	H	L	6-11	
1-8-64	H	W	6-4	
1-28-64	H	W	4-2	

Waterloo Blackhawks

UND leads 1-0-0 (1.000)
Home: 0-0-0 Away: 1-0-0 Neutral: 0-0-0

Date	Site	W-L-T	Score	Playoffs
12-29-64	A	W	7-0	

Wayne State (Mich.)

UND leads 1-0-0 (1.000)
Home: 1-0-0 Away: 0-0-0 Neutral: 0-0-0

Date	Site	W-L-T	Score	Playoffs
12-28-03	H	W	8-2	

Western Ontario

UND leads 1-0-0 (1.000)
Home: 0-0-0 Away: 0-0-0 Neutral: 1-0-0

Date	Site	W-L-T	Score	Playoffs
12-20-67	N	W	3-2	

Wichita Flyers

UND leads 1-0-0 (1.000)
Home: 0-0-0 Away: 1-0-0 Neutral: 0-0-0

Date	Site	W-L-T	Score	Playoffs
2-10-48	A	W	13-5	

Winnipeg Army

UND leads 1-0-0 (1.000)
Home: 1-0-0 Away: 0-0-0 Neutral: 0-0-0

Date	Site	W-L-T	Score	Playoffs
2-5-49	H	W	10-3	

Winnipeg Barons

UND leads 3-1-0 (.750)
Home: 3-1-0 Away: 0-0-0 Neutral: 0-0-0

Date	Site	W-L-T	Score	Playoffs
12-3-53	H	W	6-1	
12-4-53	H	L	3-5	
12-7-56	H	W	8-1	
12-8-56	H	W	11-2	

Winnipeg Blackhawks

UND leads 6-0-0 (1.000)
Home: 6-0-0 Away: 0-0-0 Neutral: 0-0-0

Date	Site	W-L-T	Score	Playoffs
1-20-50	H	W	8-5	
1-21-50	H	W	4-2	
12-15-50	H	W	4-2	
12-16-50	H	W	5-1	
12-14-51	H	W	5-0	
12-15-51	H	W	7-3	

Winnipeg Canadians

UND trails 1-1-0 (.500)
Home: 1-1-0 Away: 0-0-0 Neutral: 0-0-0

Date	Site	W-L-T	Score	Playoffs
12-11-50	H	W	6-3	
12-12-50	H	L	5-7	

Winnipeg Drewries

UND leads 2-0-0 (1.000)
Home: 2-0-0 Away: 0-0-0 Neutral: 0-0-0

Date	Site	W-L-T	Score	Playoffs
12-21-56	H	W	6-4	
12-22-56	H	W	6-2	

Winnipeg Maroons

UND leads 4-3-2 (.556)
Home: 4-2-2 Away: 0-0-0 Neutral: 0-1-0

Date	Site	W-L-T	Score	Playoffs
2-8-52	H	L	4-6	
2-9-52	H	W	5-2	
11-29-57	H	W	3-0	
11-30-57	H	T	2-2	
11-28-58	H	W	5-3	
11-29-58	H	W	5-3	
11-25-61	H	L	2-4	
12-9-61	N	L	3-7	
2-2-63	H	T	2-2	



2001-02 Home Dates

Date	Opponent	W/L/T	Score	Attend.	
Oct. 5	Minnesota*	L	5-7	11,690	Capacity
Oct. 12	Colorado College*	W	6-2	11,520	
Oct. 13	Colorado College*	W	2-0	11,547	
Oct. 19	Maine	W	3-2	11,599	
Oct. 20	Maine	L	1-5	11,538	
Oct. 26	Wisconsin*	L	2-3	11,547	
Oct. 27	Wisconsin*	W	6-4	11,470	
Nov. 30	Minnesota State*	L	4-6	11,688	Capacity
Dec. 1	Minnesota State*	L	0-6	11,580	
Jan. 11	Alaska Anchorage*	L	1-2	11,303	
Jan. 12	Alaska Anchorage*	T	4-4 (ot)	11,492	
Feb. 8	Minnesota*	L	4-6	11,815	Capacity
Feb. 9	Minnesota*	L	3-4	12,189	Capacity
Feb. 15	Michigan Tech*	W	12-2	10,115	
Feb. 16	Michigan Tech*	W	4-3	10,450	
Mar. 1	Denver*	L	3-4 (ot)	11,450	
Mar. 2	Denver*	W	4-1	11,752	Capacity
Totals	17 dates	7-9-1		194,745	

Average: 11,456

2002-03 Home Dates

Date	Opponent	W/L/T	Score	Attend.	
Oct. 25	Niagara	W	6-4	10,701	
Oct. 26	Niagara	W	5-3	10,889	
Nov. 15	Alaska Anchorage*	W	4-2	10,953	
Nov. 16	Alaska Anchorage*	W	1-0	11,288	
Nov. 22	Wisconsin*	W	2-0	11,331	
Nov. 23	Wisconsin*	W	3-2	11,426	
Nov. 29	MSU, Mankato*	T (ot)	6-6	11,431	
Nov. 30	MSU, Mankato*	W	5-4	11,151	
Dec. 6	St. Cloud State*	W	4-3	11,274	
Dec. 7	St. Cloud State*	W	5-4	11,487	
Dec. 13	Canisius	W	6-0	10,643	
Dec. 14	Canisius	W	8-2	10,985	
Dec. 27	Brown#	W	5-2	11,413	
Dec. 28	Bemidji State#	W	4-3	11,164	
Jan. 3	Colorado College*	T (ot)	4-4	11,298	
Jan. 4	Colorado College*	T (ot)	4-4	11,641	Capacity
Feb. 7	Michigan Tech*	W	8-0	11,401	
Feb. 8	Michigan Tech*	L	2-5	11,659	Capacity
Mar. 1	Minnesota-Duluth*	T (ot)	3-3	11,472	
Mar. 2	Minnesota-Duluth*	L	2-3	11,449	
Mar. 14	Denver\$	L	1-4	10,264	
Mar. 15	Denver\$	W (ot)	3-2	10,597	
Mar. 16	Denver\$	W (ot)	3-2	10,674	
Totals	23 dates	16-3-4		256,591 (led NCAA)	

Average: 11,156

2003-04 Home Dates

Date	Opponent	W/L/T	Score	Attend.	
Oct. 4	Minnesota Duluth*	W	3-2	11,155	
Oct. 17	Boston College	W	6-4	10,397	
Oct. 18	Boston College	L	1-2	11,675	Capacity
Oct. 31	Yale	W	8-4	9,946	
Nov. 1	Yale	W	10-0	10,513	
Nov. 7	Minnesota*	W	7-3	11,875	Capacity
Nov. 8	Minnesota*	W	5-3	11,986	Capacity
Nov. 14	St. Cloud State*	L	1-2	11,107	
Nov. 15	St. Cloud State*	W	2-1	11,240	
Dec. 12	Minnesota Duluth*	W	5-4	10,918	
Dec. 13	Minnesota Duluth*	W	6-3	11,371	
Dec. 27	Findlay#	W	3-1	9,410	
Dec. 28	Wayne State#	W	8-2	9,475	
Jan. 9	Alaska Anchorage*	W	6-2	9,801	
Jan. 10	Alaska Anchorage*	T (ot)	2-2	10,759	
Jan. 30	Denver*	W	6-1	11,295	
Jan. 31	Denver*	T (ot)	1-1	11,668	Capacity
Feb. 13	Colorado College*	W	5-2	11,162	
Feb. 14	Colorado College*	L	1-4	11,303	
Mar. 5	Michigan Tech*	W	5-1	11,399	
Mar. 6	Michigan Tech*	W	5-1	11,512	
Mar. 12	Michigan Tech\$	W	6-2	9,837	
Mar. 13	Michigan Tech\$	W(ot)	4-3	10,215	
Totals	23 dates	18-3-2		250,019 (2nd in NCAA)	

Average: 10,870

2004-05 Home Dates

Date	Opponent	W/L/T	Score	Attend.	
Oct. 22	#7 Minnesota*	W	4-2	11,203	
Oct. 23	#7 Minnesota*	L	0-6	11,411	
Nov. 5	#7 Colorado College*	L	2-3 (ot)	10,728	
Nov. 6	#7 Colorado College*	W	2-1	11,054	
Nov. 19	St. Cloud State*	W	4-1	10,961	
Nov. 20	St. Cloud State*	W	3-1	11,387	
Dec. 3	Alaska Anchorage*	W	4-2	10,284	
Dec. 4	Alaska Anchorage*	L	1-2	10,752	
Dec. 17	Canisius	W	5-1	9,791	
Dec. 18	Canisius	W	4-1	10,125	
Jan. 7	Minnesota State*	W	3-2	9,392	
Jan. 8	Minnesota State*	L	3-4	10,106	
Jan. 28	Bemidji State	T	3-3 (ot)	10,528	
Jan. 29	Bemidji State	W	3-1	11,185	
Feb. 4	#4 Denver*	L	2-4	10,908	
Feb. 5	#4 Denver*	L	2-4	11,228	
Feb. 26	#6 Wisconsin*	W	4-2	11,483	
Feb. 27	#6 Wisconsin*	T	1-1 (ot)	10,653	
Mar. 11	Minnesota Duluth\$	W	8-2	9,455	
Mar. 12	Minnesota Duluth\$	W	6-1	9,784	
Totals	20 dates	12-6-2		212,418 (2nd in NCAA)	

Average: 10,621

2005-06 Home Dates

Date	Opponent	W/L/T	Score	Attend.	
Oct. 14	Northeastern	W	6-0	10,175	
Oct. 15	Northeastern	W	2-1	10,492	
Oct. 28	#9 Denver*	W	3-1	11,045	
Oct. 29	#9 Denver*	L	2-7	11,261	
Nov. 4	#9 Wisconsin*	L	2-4	10,972	
Nov. 5	#9 Wisconsin*	L	1-4	11,224	
Dec. 9	#8 Minnesota*	L	3-4	11,710	Capacity
Dec. 10	#8 Minnesota*	L	3-4	11,723	Capacity
Dec. 17	#19 Bemidji State	W	5-1	11,664	Capacity
Dec. 29	#16 Harvard	L	0-1	10,748	
Dec. 30	#16 Harvard	W	3-2	10,598	
Jan. 20	Minnesota State*	W	6-3	11,309	
Jan. 21	Minnesota State*	W	4-2	11,536	
Jan. 27	St. Cloud State*	L	1-2	11,458	
Jan. 28	St. Cloud State*	L	1-2 (ot)	11,645	Capacity
Feb. 17	Minnesota-Duluth*	W	4-0	10,976	
Feb. 18	Minnesota-Duluth*	W	5-1	11,619	
Mar. 3	Michigan Tech*	W	4-0	11,005	
Mar. 4	Michigan Tech*	W	6-0	11,393	
Mar. 10	Minnesota State\$	L	2-3 (ot)	8,048	
Mar. 11	Minnesota State\$	W	4-1	9,258	
Mar. 12	Minnesota State\$	W	3-0	9,371	
Mar. 24	#11 Michigan&	W	5-1	11,153	
Mar. 25	#19 Holy Cross&	W	5-2	11,492	
Totals	24 dates	15-9-0		261,875 (2nd in NCAA)	

Average: 10,911

2006-07 Home Dates

Date	Opponent	W/L/T	Score	Attend.	
Oct. 6	Quinnipiac	W	6-1	11,089	
Oct. 7	Quinnipiac	W	4-2	11,342	
Oct. 20	#4 Maine	L	2-6	11,603	
Oct. 21	#4 Maine	L	1-3	11,599	
Nov. 3	#17 St. Cloud State*	W	3-1	11,197	
Nov. 4	#17 St. Cloud State*	T	2-2 (ot)	11,597	
Nov. 24	#19 Colorado College*	L	3-4	10,940	
Nov. 25	#19 Colorado College*	W	5-2	10,498	
Dec. 8	Wisconsin*	L	3-4	11,311	
Dec. 9	Wisconsin*	L	2-4	11,582	
Dec. 15	Michigan Tech*	L	1-3	10,321	
Dec. 16	Michigan Tech*	L	2-3	11,671	Capacity
Jan. 12	Alaska Anchorage*	T	3-3 (ot)	11,042	
Jan. 13	Alaska Anchorage*	W	4-0	11,368	
Jan. 20	Bemidji State	W	6-3	11,633	
Feb. 9	Minnesota State*	W	8-4	11,164	
Feb. 10	Minnesota State*	T	4-4 (ot)	11,637	Capacity
Feb. 16	Minnesota Duluth*	T	2-2 (ot)	11,651	Capacity
Feb. 17	Minnesota Duluth*	W	1-0	11,818	Capacity
Mar. 9	Minnesota State\$	W	5-2	9,963	
Mar. 10	Minnesota State\$	W	2-1	10,288	
Totals	21 dates	10-7-4		235,314 (2nd in NCAA)	

Average: 11,205



2007-08 Home Dates

Date	Opponent	W/L/T	Score	Attend.	
Oct. 13	Michigan State	W	6-0	11,738	Capacity
Nov. 2	#9 Colorado College*	W	6-2	11,824	Capacity
Nov. 3	#9 Colorado College*	L	1-4	11,803	Capacity
Nov. 23	#15 Minnesota Duluth*	W	8-3	11,791	Capacity
Nov. 24	#15 Minnesota Duluth*	L	2-4	11,674	Capacity
Dec. 7	#15 Minnesota*	W	4-2	11,834	Capacity
Dec. 8	#15 Minnesota*	L	3-4	11,857	Capacity
Dec. 28	#10 New Hampshire	W	3-1	11,721	Capacity
Dec. 29	#10 New Hampshire	L	4-7	11,735	Capacity
Jan. 11	#18 Michigan Tech*	W	4-1	11,730	Capacity
Jan. 12	#18 Michigan Tech*	W	4-1	11,693	Capacity
Jan. 25	Alaska Anchorage*	W	3-1	11,549	
Jan. 26	Alaska Anchorage*	W	3-1	11,779	Capacity
Feb. 15	#6 Denver*	W	5-4	11,793	Capacity
Feb. 16	#6 Denver*	W	4-1	11,926	Capacity
Feb. 23	Bemidji State	W	5-1	11,842	Capacity
Feb. 24	Bemidji State	W	1-0	11,043	
Mar. 7	#11 St. Cloud State*	T	1-1 (ot)	11,644	Capacity
Mar. 8	#11 St. Cloud State*	T	2-2 (ot)	11,774	Capacity
Mar. 14	Michigan Tech\$	W	4-0	11,572	
Mar. 15	Michigan Tech\$	L	2-3 (ot)	11,638	Capacity
Mar. 16	Michigan Tech\$	W	2-1	11,639	Capacity
Totals	22 dates	15-5-2		257,599	(2nd in NCAA)

Average: 11,709

2008-09 Home Dates

Date	Opponent	W/L/T	Score	Attend.	
Oct. 31	Wisconsin*	W	3-2	11,684	Capacity
Nov. 1	Wisconsin*	L	2-5	11,748	Capacity
Nov. 14	Alaska Anchorage*	L	2-3	11,772	Capacity
Nov. 15	Alaska Anchorage*	W	3-1	11,865	Capacity
Nov. 28	#12 Cornell	W	7-3	11,363	
Nov. 29	#12 Cornell	L	1-2	11,450	
Dec. 12	#17 St. Cloud State*	W	3-2	11,674	Capacity
Dec. 13	#17 St. Cloud State*	W	7-4	11,757	Capacity
Jan. 3	Bemidji State	W	4-3 (ot)	11,394	
Jan. 9	#3 Minnesota*	W	6-3	11,764	Capacity
Jan. 10	#3 Minnesota*	W	6-1	11,838	Capacity
Jan. 23	#4 Denver*	W	8-3	11,748	Capacity
Jan. 24	#4 Denver*	T	2-2 (ot)	11,856	Capacity
Feb. 13	Minnesota State*	W	4-1	11,844	Capacity
Feb. 14	Minnesota State*	W	4-3	11,842	Capacity
Feb. 28	#13 Colorado College*	T	4-4 (ot)	11,885	Capacity
Mar. 1	#13 Colorado College*	W	4-3 (ot)	11,772	Capacity
Mar. 13	Michigan Tech\$	W	5-1	11,680	Capacity
Mar. 14	Michigan Tech\$	W	4-3	11,719	Capacity
Totals	19 dates	14-3-2		222,655	(2nd in NCAA)

Average: 11,719

2009-10 Home Dates

Date	Opponent	W/L/T	Score	Attend.	
Oct. 9	Merrimack	W	5-2	11,135	
Oct. 10	Merrimack	W	3-2	11,603	
Oct. 16	#9 Minnesota*	W	4-0	11,840	Capacity
Oct. 17	#9 Minnesota*	T (ot)	3-3	11,898	Capacity
Nov. 13	St. Cloud State*	W	4-2	11,792	Capacity
Nov. 14	St. Cloud State*	L	2-3	11,782	Capacity
Nov. 27	Ohio State	W	4-1	11,251	
Nov. 28	#1 Miami	T (ot)	5-5	11,425	
Dec. 11	#11 Wisconsin*	T (ot)	3-3	11,563	
Dec. 12	#11 Wisconsin*	L	3-4	11,760	Capacity
Jan. 8	Minnesota State*	W	4-1	11,388	
Jan. 9	Minnesota State*	W	3-2	11,722	Capacity
Jan. 29	#3 Denver*	L	0-2	11,728	Capacity
Jan. 30	#3 Denver*	L	2-4	11,750	Capacity
Feb. 19	#6 Minnesota Duluth*	W	5-2	11,725	Capacity
Feb. 20	#6 Minnesota Duluth*	W	5-1	11,800	Capacity
Mar. 5	Michigan Tech*	W	5-1	11,743	Capacity
Mar. 6	Michigan Tech*	W	3-2	11,815	Capacity
Mar. 12	Minnesota\$	W	6-0	11,677	Capacity
Mar. 13	Minnesota\$	L	2-4	11,709	Capacity
Mar. 14	Minnesota\$	W	4-1	11,627	
Totals	21 dates	13-5-3		244,734	(2nd in NCAA)

Average: 11,205

2010-11 Home Dates

Date	Opponent	W/L/T	Score	Attend.	
Oct. 29	#12 Denver*	W	4-3	11,616	
Oct. 30	#12 Denver*	L	0-3	11,690	Capacity
Nov. 5	#2 Minnesota Duluth*	W	4-2	11,638	Capacity
Nov. 6	#2 Minnesota Duluth*	L (ot)	2-3	11,731	Capacity
Nov. 26	#11 Notre Dame#	W	6-3	11,680	Capacity
Nov. 27	#11 Notre Dame#	T (ot)	2-2	11,742	Capacity
Dec. 3	St. Cloud State*	W	3-1	11,644	Capacity
Dec. 4	St. Cloud State*	W	6-2	11,941	Capacity
Jan. 7	Robert Morris	W	8-0	11,074	
Jan. 8	Robert Morris	W	2-1	11,582	
Jan. 14	Minnesota*	L	2-3	11,844	Capacity
Jan. 15	Minnesota*	W	4-1	11,975	Capacity
Jan. 21	Nebraska Omaha*	L	4-8	11,845	Capacity
Jan. 22	Nebraska Omaha*	W	4-2	11,916	Capacity
Feb. 11	Alaska Anchorage*	W	6-1	11,927	Capacity
Feb. 12	Alaska Anchorage*	W	3-1	12,090	Capacity
Feb. 26	Bemidji State*	W	5-2	12,114	Capacity
Feb. 27	Bemidji State*	W	5-1	11,775	Capacity
Mar. 11	Michigan Tech\$	W	8-0	11,606	
Mar. 12	Michigan Tech\$	W	3-1	11,689	Capacity
Totals	20 dates	15-4-1		235,119	(2nd in NCAA)

Average: 11,756 (school record)

2011-12 Home Dates

Date	Opponent	W/L/T	Score	Attend.	
Oct. 7	Air Force^	W	4-3	8,699	
Oct. 8	#5 Boston College^	L	2-6	9,420	
Oct. 14	#17 Maine	W	3-1	11,399	
Oct. 15	#17 Maine	T	3-3 (ot)	11,515	
Oct. 28	St. Cloud State*	L	0-4	11,743	Capacity
Oct. 29	St. Cloud State*	W	3-1	11,747	Capacity
Nov. 25	#4 Colorado College*#	W	7-6	11,375	
Nov. 26	#4 Colorado College*#	W	4-3	11,236	
Dec. 9	Nebraska Omaha*	L	1-2 (ot)	11,418	
Dec. 10	Nebraska Omaha*	W	1-0	11,719	Capacity
Dec. 30	Harvard	T	4-4 (ot)	11,550	
Dec. 31	Harvard	W	7-3	10,980	
Jan. 13	#5 Minnesota*	W	2-1	11,846	Capacity
Jan. 14	#5 Minnesota*	L	2-6	11,964	Capacity
Jan. 27	Wisconsin*	W	5-3	11,769	Capacity
Jan. 28	Wisconsin*	W	4-2	11,898	Capacity
Feb. 17	Michigan Tech*	W	4-2	11,694	Capacity
Feb. 18	Michigan Tech*	T	1-1 (ot)	12,065	Capacity
Mar. 2	Minnesota State*	W	4-2	11,651	Capacity
Mar. 3	Minnesota State*	W	3-0	12,029	Capacity
Mar. 9	Bemidji State\$	W	4-1	10,644	
Mar. 10	Bemidji State\$	W	4-3	11,140	
Totals	22 dates	15-4-3		249,501	(1st in NCAA)

Average: 11,341



2012-13 Home Dates

Date	Opponent	W/L/T	Score	Attend.
Oct. 26	Alaska Anchorage*	W	4-1	11,446
Oct. 27	Alaska Anchorage*	T	3-3 (ot)	11,581
Nov. 2	#12 Boston University	W	4-2	11,589
Nov. 3	#12 Boston University	L	2-4	11,977
Nov. 16	Minnesota Duluth*	T	4-4 (ot)	11,872
Nov. 17	Minnesota Duluth*	W	4-3 (ot)	11,918
Dec. 7	#6 Denver*	T	2-2 (ot)	11,717
Dec. 8	#6 Denver*	W	6-3	11,899
Jan. 4	#20 Holy Cross#	W	5-2	10,741
Jan. 5	#20 Holy Cross#	W	3-2	11,587
Jan. 11	Colorado College*	L	3-4	11,571
Jan. 12	Colorado College*	W	5-3	11,915
Jan. 25	#16 St. Cloud State*	L	1-3	11,821
Jan. 26	#16 St. Cloud State*	T	2-2 (ot)	11,937
Feb. 1	#19 Wisconsin*	T	1-1 (ot)	11,864
Feb. 2	#19 Wisconsin*	W	4-1	11,962
Mar. 1	Bemidji State*	W	4-2	11,944
Mar. 2	Bemidji State*	T	2-2 (ot)	12,177
Mar. 15	Michigan Tech\$	W	5-3	10,571
Mar. 16	Michigan Tech\$	L	1-2	10,953
Mar. 17	Michigan Tech\$	W	6-0	10,384
Totals	21 dates	11-4-6		243,426 (1st in NCAA)

Average: 11,592 (1st in NCAA)

* - WCHA game

% - U.S. Hockey Hall of Fame game

- Subway Holiday Classic

^ - Ice Breaker Tournament

\$ - WCHA playoffs (first round)

& - NCAA West Regional


NOTE: Exhibition games are not listed and are not included in any totals.

12-season totals (2011-12 to 2012-13)

Seating Capacity:	11,634
Total Home Dates:	253
Home Record:	161-62-30 (.696)
Total Attendance:	2,863,996
Average Attendance:	11,320
Capacity Crowds:	107
Largest Attendance:	12,189 (Feb. 9, 2002 vs. Minnesota)
Lowest Attendance:	8,048 (March 10, 2006 vs. Minnesota State)

NOTE: Exhibition games are not listed and are not included in any totals.





2012-13 SEASON IN REVIEW

Season Recap.....	84-87
Game-by-Game Results	88
Statistics.....	89
Game-by-Game Scoring.....	90
Box Scores.....	91-98
Game-by-Game Lines	99
The NCHC	100
WCHA Recap.....	101-103
NCAA Attendance Leaders	104



North Dakota bid a fond farewell to its longtime home in 2012-13, playing its final season as a member of the Western Collegiate Hockey Association (WCHA), the conference UND had called home since the 1959-60 season.

Beginning in 2013-14, UND will start play in the brand new National Collegiate Hockey Conference (NCHC), of which it is a charter member. The team's quest for a 16th WCHA regular season championship fell just two points short and, in fact, required five extra minutes on the final day of the year to be determined.

However, led by a pair of dynamic All-America forwards, an experienced defensive corps, and rock-solid goaltending, UND provided its fans with one last memorable season as a member of the storied WCHA.

MAY I HAVE THIS DANCE?

UND advanced to the NCAA postseason tournament for the 11th consecutive season, the longest active streak in the NCAA.

It was also the 28th all-time postseason appearance for UND, which advanced to the NCAA West Region championship game for the seventh time in nine years under head coach Dave Hakstol.

Hakstol has now led the program to the NCAA tournament in each of his nine seasons behind the UND bench, including Frozen Four appearances in five of those nine years.

UND continued its playoff dominance under Hakstol, extending its record to is 45-18 in the playoffs (WCHA and NCAA combined) during his tenure, 15 more wins than any other WCHA team during that time.

CONFERENCE CALL

The 2012-13 season was UND's last as a member of the WCHA, bringing to an end an affiliation that began in 1959-60.

In 2013-14, UND will join the new NCHC, which will also consist of Denver, Colorado, Miami, Minnesota Duluth, Nebraska Omaha, St. Cloud State and Western Michigan.

After joining the league in 1959, UND went on to win a league-leading 15 regular season conference championships and 11 playoff championships.

No other school in any other conference in the nation won more than UND's 15 conference titles during that time.

In 2011-12, UND made league history by becoming the first school to win three consecutive Broadmoor Trophies as WCHA Final Five champions.

NO DAK NATION

Long known for its passionate and loyal fan base, the University of North Dakota led NCAA Division I men's hockey in both average home attendance (11,591) and total home attendance (243,426) in 2012-13, and was the only program in college hockey to average more than 10,000 fans per home game.

In fact, until the National Hockey League lockout ended in January, UND held the distinction of being the top hockey draw in all of North America.

Refer to page 104 for a complete listing of the 2012-13 NCAA attendance leaders.

POLL POSITION

UND was ranked No. 7 in both the final USCHO.com poll and *USA Today/USA Hockey Magazine* national polls released following the season.

Refer to page 87 for the complete final polls.

GRADUATING WITH HONORS

The 2012-13 campaign was highlighted by two of the finest individual seasons in recent program history, as senior forwards **Corban Knight** and **Danny Kristo** were each named All-Americans and were Hobey Baker Memorial Award top-10 finalists.

Kristo led the WCHA with 26 goals and finished sixth in the national scoring race, while becoming just the eighth player in school history with four seasons of 20-plus assists.

Knight ranked second nationally with 33 assists among his career-high 49 points, while also leading the nation with 623 faceoff wins. Incredibly, Knight had 120 more faceoff wins than any other player in the country.

Kristo (52) and Knight (49) combined to score 101 points on the season, making them the highest-scoring duo in Division I men's hockey.



Senior center Corban Knight earned All-America Second Team honors and was a top-10 finalist for the Hobey Baker Memorial Award.



Senior Danny Kristo was a first-team All-American and Hobey Baker Award top-10 finalist after leading the WCHA with 26 goals.

SENIOR CLASS

Knight and Kristo headlined a senior class that enjoyed four years of distinction, both on and off the ice.

The entire 2012-13 senior class included:

Joe Gleason, D (Edina, Minn.)

- 143 GP, 6 G, 40 A, 46 Pts.
- WCHA nominee for the 2012-13 Derek Hines Unsung Hero Award
- Reached career highs in every offensive category as a senior
- Ranked 10th in scoring among WCHA defensemen (conference games) as a senior
- Seventh-round draft pick by Chicago in 2008

Corban Knight, F (High River, Alberta)

- 161 GP, 52 G, 94 A, 146 Pts.
- Tied for 28th on UND's career scoring list
- 2012-13 Hobey Baker Award top-10 finalist
- 2012-13 AHCA All-American
- 2012-13 All-CHN and All-USCHO Team
- 2012-13 All-WCHA Second Team
- Leading vote getter, Vote For Hobey contest
- December 2012 National Player of the Month
- Led the nation in faceoff wins, ranked second in assists as a senior
- UND's first player with two 30-assist seasons since Zach Parise from 2002-04
- UND's first player with three 40-point seasons since T.J. Oshie and Ryan Duncan from 2005-08
- Fifth-round draft pick by Florida in 2009

Danny Kristo, F (Eden Prairie, Minn.)

- 157 GP, 68 G, 93 A, 161 Pts.
- Ranks 18th on UND's career scoring list
- Tied for 8th all-time at UND with 12 career GWG
- 2012-13 Hobey Baker Award top-10 finalist
- 2012-13 AHCA All-American
- 2012-13 College Hockey News Player of the Year

- 2012-13 All-CHN and All-USCHO Team
- 2012-13 All-WCHA First Team
- 2009-10 WCHA Rookie of the Year
- 2009-10 All-WCHA Rookie Team
- 2009-10 UND Male Rookie of the Year (all sports)
- 2009-10 INCH WCHA Freshman of the Year
- Led the WCHA with 26 goals as a senior
- Gold medalist at 2010 World Junior Championship
- Second-round pick Montreal in 2008

Andrew MacWilliam, D (Calgary, Alberta)

- 163 GP, 4 G, 27 A, 31 Pts.
- Played more games than any other WCHA defensemen during his four years
- Ranks 7th all-time at UND with 327 career PIM
- Three-time All-WCHA Academic Team selection
- 2012-13 NCAA West Region All-Tournament team
- 2012-13 team captain
- Seventh-round draft pick by Toronto in 2008

Tate Maris, G (Denver, Colo.)

- 1 GP, 0-0-0, 0.00, 1.000
- Four-time All-WCHA Academic Team selection
- 2010-11 WCHA Scholar-Athlete
- 2009-10 UND Most Improved Player
- Made his first official appearance 3/17/13 in Game 3 of WCHA First Round against Michigan Tech, stopping the only shot he faced to share shutout with junior Clarke Saunders
- Just the third combined shutout in UND history

Carter Rowney, F (Sexsmith, Alberta)

- 150 GP, 32 G, 41 A, 73 Pts.
- 2011-12 UND Most Improved Player
- Two-time All-WCHA Academic Team selection
- Scored career-high 18 goals as a junior in 2011-12
- Tied for WCHA playoff scoring lead that same season

THE GREAT OUTDOORS

In 2011-12, UND played a game in Canadian soil for the first time in program history. In 2012-13, it accomplished another first by participating in the first outdoor game in school history.

Playing in front of 13,650 mostly-North Dakota supporters, UND skated to a 5-2 victory over host Nebraska Omaha at TD Ameritrade Park, the home of the NCAA's College World Series.

The game was delayed several hours after poor ice conditions developed due to warm weather and the United States Hockey League (USHL) played on it earlier in the day.

The doubleheader was dubbed the "Mutual of Omaha Battles on Ice."

2012-13 INDIVIDUAL HONORS

HOBEBY BAKER AWARD TOP-10 FINALISTS

Corban Knight, Sr., F
Danny Kristo, Sr., F

AHCA ALL-AMERICANS

Danny Kristo, Sr., F (1st team)
Corban Knight, Sr., F (2nd team)

COLLEGE HOCKEY NEWS PLAYER OF THE YEAR

Danny Kristo, Sr., F

ALL-CHN TEAM

Danny Kristo, Sr., F (1st team)
Corban Knight, Sr., F (2nd team)

ALL-USCHO TEAM

Danny Kristo, Sr., F (1st team)
Corban Knight, Sr., F (3rd team)

CoSIDA ACADEMIC ALL-DISTRICT TEAM

Nick Mattson, So., D

NCAA WEST REGION ALL-TOURNAMENT TEAM

Corban Knight, Sr., F
Danny Kristo, Sr., F
Andrew MacWilliam, Sr., D

ALL-WCHA TEAM

Danny Kristo, Sr., F (1st team)
Corban Knight, Sr., F (2nd team)

ALL-WCHA ROOKIE TEAM

Rocco Grimaldi, F

WCHA SCHOLAR-ATHLETES

Mark MacMillan, So., F
Nick Mattson, So., D
Dillon Simpson, Jr., D

ALL-WCHA ACADEMIC TEAM

Connor Gaarder, So., F
Rocco Grimaldi, Fr., F
Mark MacMillan, So., F
Mitch MacMillan, Jr., F
Andrew MacWilliam, Sr., D
Tate Maris, Sr., G
Nick Mattson, So., D
Brendan O'Donnell, So., F
Derek Rodwell, Jr., F
Dan Senkbeil, So., D/F
Dillon Simpson, Jr., D

WCHA PLAYERS OF THE WEEK

Nov. 20 Danny Kristo (Offensive)
Dec. 11 Carter Rowney (Offensive)
Rocco Grimaldi (co-Rookie)
Dec. 18 Corban Knight (Offensive)
Jan. 8 Corban Knight (co-Offensive)
Feb. 5 Zane Gothberg (Rookie)
Feb. 12 Zane Gothberg (Defensive)
Feb. 27 Danny Kristo (co-Offensive)
Mar. 12 Zane Gothberg (co-Defensive)

ALASKA GOAL RUSH ALL-TOURNAMENT TEAM

Mark MacMillan, So., F
Clarke Saunders, Jr., G
Jordan Schmalz, Fr., D



MARIS' MOMENT

Ask most UND fans their two favorite moments of the 2012-13 season, and they'll likely cite the outdoor game in Omaha and the "Tate Maris game."

A fan favorite for his engaging personality and a willingness to accept his role as UND's third-string goalie, senior **Tate Maris** had never appeared in a regular season game during his collegiate career, having only appeared in two exhibition games.

However, on March 17, 2013 with UND on the verge of a 6-0 win and WCHA First Round series win over Michigan Tech, Maris entered the game with 4:02 remaining in relief of starter Clarke Saunders. What resulted was a rousing, lengthy ovation for Maris, who would go on to stop the only shot he faced to share a shutout with Saunders. It was just the third shared shutout in UND history and enabled Maris to graduate with an official appearance on his record, not to mention a perfect 0.00 goals against average and 1.000 save percentage.

ROCCO'S RETURN

Rocco Grimaldi's much-anticipated rookie season of 2011-12 never materialized. A knee injury suffered during a preseason practice resulted in the dynamic forward missing all but four games and being shutdown for the year.

But Grimaldi returned healthy and with a vengeance in 2012-13, leading all WCHA rookies with 36 points in 40 games.

This time, the only two games Grimaldi missed came while he was winning a gold medal



Grimaldi led all WCHA freshmen with 36 points.

with the United States at the 2013 IIHF World Juniior Hockey Championship in Russia.

Grimaldi scored the game-tying and game-winning goals in the gold medal game and was named the U.S. player of the game. He became UND's 19th all-time medalist at the tournament and the 12th to win gold.

KNIGHT STREAKING

Senior center **Corban Knight** enjoyed one of the most remarkable stretches in school history from Nov. 3 to Jan. 19 when he put together UND's longest point streak in 25 years:

LONGEST POINT STREAKS IN UND HISTORY

Rk.	Player (Year)	Streak
1.	Steve Johnson (1987-88)	27
2.	Mark Taylor (1979-80)	25
3.	Dan Brennan (1983-84)	23
4.	Corban Knight (2012-13)	19
	Glen White (1980-81)	19
	Kevin Maxwell (1978-79)	19
6.	Dixon Ward (1990-91)	18
	Chris Jensen (1985-86)	18
	Bill Colpitts (1960-61)	18
	Ken Johansson (1950-51)	18
	Brandon Bochenski (2002-03)	17
	Lee Davidson (1989-90)	17

Knight amassed an incredible 31 points (9g, 22a) during that stretch.

DON'T TOEWS ME, BRO

Former UND All-American **Jonathan Toews** (2005-07) captained the Chicago Blackhawks to their second Stanley Cup championship in the last four years, defeating the Boston Bruins in six games.

Toews registered a goal and an assist, two critical points, in catapulting the Blackhawks to a 3-2 Cup-clinching victory in Game 6. He scored Chicago's first goal late in the second period to tie the game 1-1, then set up Bryan Bickell's game-tying goal with 1:16 remaining in regulation with Blackhawks' goalie Corey Crawford pulled for an extra attacker.

Toews also became the third former Fighting Sioux to twice win the Stanley Cup, joining Craig Ludwig (Dallas in 1998-99, Montreal in 1985-86) and Jay Caufield (Pittsburgh in 1990-91 and 1991-92).

Earlier in the month, Toews won the Frank J. Selke Award as the NHL's Best Defensive Forward.

In 2010, Toews led Chicago to its first Stanley Cup championship in 49 years, earning the Conn Smythe Trophy as MVP of the playoffs along the way. With his latest championship, Toews joined Wayne Gretzky as the only players in NHL history to captain two Stanley Cup winners at the age of 25.

2012-13 VIRG FOSS 3-STAR AWARD STANDINGS

Danny Kristo (30 points)

- 1st star:** Oct. 26 vs. Alaska Anchorage
Nov. 16 vs. Minnesota Duluth
Jan. 12 vs. Colorado College
Jan. 26 vs. #16 St. Cloud State
Feb. 1 vs. #19 Wisconsin
March 15 vs. Michigan Tech
- 2nd star:** Nov. 3 vs. #12 Boston University
Nov. 17 vs. Minnesota Duluth
Jan. 4 vs. #20 Holy Cross
March 16 vs. Michigan Tech
- 3rd star:** Nov. 2 vs. #12 Boston University
Dec. 8 vs. #6 Denver
Jan. 5 vs. #20 Holy Cross
Feb. 2 vs. #19 Wisconsin

Rocco Grimaldi (11 points)

- 1st star:** Oct. 27 vs. Alaska Anchorage
Dec. 8 vs. #6 Denver
- 2nd star:** Nov. 2 vs. #12 Boston University
- 3rd star:** Nov. 16 vs. Minnesota Duluth
Dec. 7 vs. #6 Denver
Jan. 25 vs. #16 St. Cloud State

Corban Knight (10 points)

- 1st star:** Jan. 4 vs. #20 Holy Cross
- 2nd star:** Dec. 7 vs. #6 Denver
Jan. 5 vs. #20 Holy Cross
March 17 vs. Michigan Tech
- 3rd star:** Jan. 26 vs. #16 St. Cloud State

Mark MacMillan (7 points)

- 1st star:** Nov. 17 vs. Minnesota Duluth
- 2nd star:** Jan. 11 vs. Colorado College
March 1 vs. Bemidji State

Mitch MacMillan (6 points)

- 1st star:** March 1 vs. Bemidji State
- 2nd star:** Jan. 12 vs. Colorado College
- 3rd star:** March 2 vs. Bemidji State

Michael Parks (6 points)

- 1st star:** Jan. 5 vs. #20 Holy Cross
Feb. 2 vs. #19 Wisconsin

Zane Gothberg (4 points)

- 2nd star:** Feb. 1 vs. #19 Wisconsin
Feb. 2 vs. #19 Wisconsin

Connor Gaarder (3 points)

- 1st star:** Nov. 2 vs. #12 Boston University

Colten St. Clair (3 points)

- 1st star:** March 17 vs. Michigan Tech

Jordan Schmaltz (3 points)

- 1st star:** March 2 vs. Bemidji State

Dillon Simpson (3 points)

- 3rd star:** Jan. 4 vs. #20 Holy Cross
March 15 vs. Michigan Tech
March 17 vs. Michigan Tech

Derek Forbort (2 points)

- 2nd star:** Oct. 26 vs. Alaska Anchorage

Derek Rodwell (2 points)

- 2nd star:** March 15 vs. Michigan Tech

Carter Rowney (2 points)

- 2nd star:** Dec. 8 vs. #6 Denver

Clarke Saunders (2 points)

- 3rd star:** March 1 vs. Bemidji State
March 16 vs. Michigan Tech

Drake Caggiula (1 point)

- 3rd star:** Oct. 26 vs. Alaska Anchorage

Dan Senkbeil (1 point)

- 3rd star:** Jan. 12 vs. Colorado College

1st star = 3 points, 2nd star = 2 points, 3rd star = 1 point



Jordan Schmaltz was one of 14 draft picks on UND's 2012-13 roster, six of whom were defensemen.

BLUE-CHIP BLUELINERS

North Dakota routinely dressed six NHL draft picks on the blueline last season, the most in program history.

Those drafted defensemen included first-rounders **Jordan Schmaltz** (St. Louis, 2012) and **Derek Forbort** (Los Angeles, 2010), sixth-rounder **Nick Mattson** (Chicago, 2010), fourth-rounder **Dillon Simpson** (Edmonton, 2010), and seventh-rounders **Andrew MacWilliam** (Toronto, 2008) and **Joe Gleason** (Chicago, 2008).

UND's lone undrafted defenseman was sophomore **Andrew Panzarella** (Washington, D.C.).

FEELING A DRAFT

UND's 2012-13 roster featured 14 National Hockey League draft picks, including 2012 1st-rounder **Jordan Schmaltz** (Verona, Wis.). The freshman defenseman was taken in the first round (25th overall) by the St. Louis Blues.

Schmaltz was one of two 1st-round picks on UND's roster, joining 2010 selection **Derek Forbort** (Los Angeles).

UND's other draft picks included two 2nd-rounders (**Rocco Grimaldi**, **Danny Kristo**), two 4th-rounders (**Mark MacMillan**, **Dillon Simpson**), three 5th-rounders (**Corban Knight**, **Michael Parks**, **Derek Rodwell**), three 6th-rounders (**Zane Gothberg**, **Nick Mattson**, **Brendan O'Donnell**) and two 7th-rounders (**Joe Gleason**, **Andrew MacWilliam**).

PRO-FILES

Thirteen UND products played in the National Hockey League in 2012-13: **Joe Finley** (New York Islanders), **Matt Frattin** (Toronto), **Matt Greene** (Los Angeles), **Brian Lee** (Tampa Bay), **Brad Malone** (Colorado), **Brock Nelson** (New York Islanders), **T.J. Oshie** (St. Louis), **Zach Parise** (Minnesota), **Chris Porter** (St. Louis), **Drew Stafford** (Buffalo), **Jonathan Toews** (Chicago), **Chris VandeVelde** (Edmonton), and **Travis Zajac** (New Jersey).

All but Parise played at UND during Dave Hakstol's head coaching tenure.

Four of those players wore letters for their respective teams. Toews was the captain in Chicago, while Parise, Stafford and Greene all served as assistant captains for their respective clubs.

Four other former UND players served on NHL coaching staffs, including Phoenix head coach **Dave Tippett**, Buffalo assistant coach **James Patrick**, Minnesota assistant coach **Rick Wilson**, and Phoenix video coach **Steve Peters**.

Additionally, Anaheim strength coach **Sean Skahan** (pronounced 'skane') is a former UND assistant strength coach, and former UND football letterwinner **Mark Chipman** is the chairman of True North Sports & Entertainment, which owns the Winnipeg Jets.

Following the conclusion of UND's season, seniors **Joe Gleason** (Chicago), **Corban Knight** (Calgary), **Danny Kristo** (Montreal, later traded to New York Rangers), **Andrew MacWilliam** (Toronto) and **Carter Rowney** (Calgary) signed with NHL organizations, while junior defenseman **Derek Forbort** signed with LA.

KEEPING IT IN THE FAMILY

Once again in 2012-13, every member of UND's coaching staff was a graduate of the University of North Dakota.

Head coach **Dave Hakstol** (1989-92), assistant coaches **Brad Berry** (1983-86) and **Dane Jackson** (1988-92), and volunteer assistant **Karl Goehring** (1998-2001) each played for North Dakota.

Additionally, nearly every member of the support staff was also a graduate of UND, including director of hockey operations **Pat Swanson** (2002), athletic trainer and strength coach **Mark Poolman** (1992), team physician **Dr. Greg Greek** (1977) and media relations director **Jayson Hajdu** (2000).

USCHO.com Division I Men's Poll

Rk	Team (1st votes)	Record	Pts.	PR
1.	Yale (47)	22-12-3	993	15
2.	Quinnipiac (3)	30-8-5	951	1
3.	Massachusetts-Lowell	28-11-2	894	3
4.	St. Cloud State	25-16-1	837	9
5.	Miami	25-12-5	757	5
6.	Minnesota	26-9-5	752	2
7.	North Dakota	22-13-7	647	7
8.	Notre Dame	25-13-3	610	4
9.	Boston College	22-12-4	579	6
10.	Union	22-13-5	567	13
11.	New Hampshire	20-12-7	539	10
12.	Wisconsin	22-13-7	430	8
13.	Minnesota State	24-14-3	418	11
14.	Denver	20-14-5	349	12
15.	Niagara	23-10-5	298	14
16.	Western Michigan	19-11-8	270	16
17.	Boston University	21-16-2	180	17
18.	Providence	17-14-7	139	18
19.	Canisius	19-19-5	92	20
20.	Michigan	18-19-3	66	19

Others receiving votes: Rensselaer 57, Brown 32, Colorado College 20, Nebraska Omaha 13, Robert Morris 7, Ferris State 2, Ohio State 1.

USA Today/USA Hockey Magazine Poll

Rk	Team (1st votes)	Record	Pts.	PR
1.	Yale (34)	22-12-3	510	4
2.	Quinnipiac	30-8-5	476	1
3.	Massachusetts-Lowell	28-11-2	436	2
4.	St. Cloud State	25-16-1	404	3
5.	Minnesota	26-9-5	352	5
6.	Miami	25-12-5	336	6
7.	North Dakota	22-13-7	270	7
8.	Boston College	22-12-4	248	9
9.	Notre Dame	25-13-5	236	8
10.	Union	22-13-5	226	10
11.	New Hampshire	20-12-7	218	11
12.	Minnesota State	24-14-3	126	12
13.	Wisconsin	22-13-7	112	13
14.	Denver	20-14-5	74	14
15.	Niagara	23-10-5	42	15

Others receiving votes: Western Michigan 8, Boston University 4, Rensselaer 2.



Senior Joe Gleason was the WCHA's nominee for the Derek Hines National Unsung Hero Award.



**2012-13 North Dakota Hockey
North Dakota Game Results (FINAL)
All games**

Date	Opponent	Score	Shots	Overall	Conf	Time	Att.	Goalie of record
^ Oct 19	vs Alaska Anchorage	W 5-0	33/21	1-0-0	0-0-0	2:10	2007	Clarke Saunders
^ Oct 20	at Alaska	L 1-2	26/32	1-1-0	0-0-0	2:43	2938	Clarke Saunders
* Oct 26	ALASKA ANCHORAGE	W 4-1	34/18	2-1-0	1-0-0	2:12	11446	Zane Gothberg
* Oct 27	ALASKA ANCHORAGE	Tot 3-3	33/30	2-1-1	1-0-1	2:27	11581	Clarke Saunders
Nov 02	#12 BOSTON UNIVERSITY	W 4-2	35/22	3-1-1	1-0-1	2:30	11589	Clarke Saunders
Nov 03	#12 BOSTON UNIVERSITY	L 2-4	28/33	3-2-1	1-0-1	2:14	11977	Zane Gothberg
* Nov 09	at #15 St. Cloud State	W 3-0	26/32	4-2-1	2-0-1	2:23	4738	Clarke Saunders
* Nov 10	at #15 St. Cloud State	L 2-5	24/37	4-3-1	2-1-1	2:23	5201	Clarke Saunders
* Nov 16	MINNESOTA DULUTH	Tot 4-4	33/46	4-3-2	2-1-2	2:46	11872	Clarke Saunders
* Nov 17	MINNESOTA DULUTH	Wot 4-3	30/31	5-3-2	3-1-2	2:50	11918	Zane Gothberg
Nov 23	at #6 Notre Dame	W 2-1	17/36	6-3-2	3-1-2	2h 20	5022	Clarke Saunders
Nov 24	at #6 Notre Dame	L 2-5	32/41	6-4-2	3-1-2	2:25	4733	Zane Gothberg
* Nov 30	at #18 Colorado College	L 3-5	47/26	6-5-2	3-2-2	2:30	6695	Clarke Saunders
* Dec 01	at #18 Colorado College	Wot 3-2	41/20	7-5-2	4-2-2	2:20	7021	Clarke Saunders
* Dec 07	#6 DENVER	Tot 2-2	33/20	7-5-3	4-2-3	2:33	11717	Clarke Saunders
* Dec 08	#6 DENVER	W 6-3	33/23	8-5-3	5-2-3	2:28	11899	Clarke Saunders
* Dec 14	at Michigan Tech	W 6-1	38/35	9-5-3	6-2-3	2:20	2649	Clarke Saunders
* Dec 15	at Michigan Tech	W 4-1	44/32	10-5-3	7-2-3	2:25	2702	Clarke Saunders
# Jan 04	#20 HOLY CROSS	W 5-2	41/15	11-5-3	7-2-3	2:05	10741	Clarke Saunders
# Jan 05	#20 HOLY CROSS	W 3-2	37/19	12-5-3	7-2-3	2:10	11587	Clarke Saunders
* Jan 11	COLORADO COLLEGE	L 3-4	31/35	12-6-3	7-3-3	2:30	11571	Clarke Saunders
* Jan 12	COLORADO COLLEGE	W 5-3	31/24	13-6-3	8-3-3	2:23	11915	Zane Gothberg
* Jan 18	at #1 Minnesota	L 1-5	25/27	13-7-3	8-4-3	2:30	10318	Clarke Saunders
* Jan 19	at #1 Minnesota	Tot 4-4	26/35	13-7-4	8-4-4	2:40	10256	Zane Gothberg
* Jan 25	#16 ST. CLOUD STATE	L 1-3	16/33	13-8-4	8-5-4	2:15	11821	Zane Gothberg
* Jan 26	#16 ST. CLOUD STATE	Tot 2-2	36/18	13-8-5	8-5-5	2:35	11937	Clarke Saunders
* Feb 01	#19 WISCONSIN	Tot 1-1	22/30	13-8-6	8-5-6	2:40	11864	Zane Gothberg
* Feb 02	#19 WISCONSIN	W 4-1	29/22	14-8-6	9-5-6	2:20	11962	Zane Gothberg
* Feb 08	at #14 Omaha	W 2-1	36/34	15-8-6	10-5-6	2:30	9487	Zane Gothberg
* Feb 09	at #14 Omaha	W 5-2	27/31	16-8-6	11-5-6	2:50	13650	Zane Gothberg
* Feb 22	at #10 Denver	L 4-5	39/41	16-9-6	11-6-6	2:50	6031	Clarke Saunders
* Feb 23	at #10 Denver	W 6-1	37/29	17-9-6	12-6-6	2:35	6049	Clarke Saunders
* Mar 01	BEMIDJI STATE	W 4-2	28/19	18-9-6	13-6-6	2:23	11944	Clarke Saunders
* Mar 02	BEMIDJI STATE	Tot 2-2	30/18	18-9-7	13-6-7	2:28	12177	Zane Gothberg
* Mar 08	at #10 Minnesota State	W 4-3	20/40	19-9-7	14-6-7	2:20	4618	Zane Gothberg
* Mar 09	at #10 Minnesota State	Lot 1-2	31/37	19-10-7	14-7-7	2:35	5088	Zane Gothberg
% Mar 15	MICHIGAN TECH	W 5-3	24/34	20-10-7	14-7-7	2:36	10571	Zane Gothberg
% Mar 16	MICHIGAN TECH	L 1-2	30/31	20-11-7	14-7-7	2:30	10953	Clarke Saunders
% Mar 17	MICHIGAN TECH	W 6-0	44/28	21-11-7	14-7-7	2:20	10384	Clarke Saunders
\$ Mar 21	vs Colorado College	Lot 3-4	32/23	21-12-7	14-7-7	3:00	17038	Clarke Saunders
& Mar 29	vs #14 Niagara	W 2-1	43/29	22-12-7	14-7-7	2:21	2289	Zane Gothberg
& Mar 30	vs #15 Yale	L 1-4	25/39	22-13-7	14-7-7	2:41	1918	Clarke Saunders

^ - Brice Alaska Goal Rush (Fairbanks, AK)
 # - Subway Holiday Classic (Grand Forks, ND)
 % - WCHA First Round (Grand Forks, ND)
 \$ - WCHA Final Five quarterfinal (Saint Paul, MN)

Team Record	W-L-T	Attendance	Dates	Total	Avg.
Overall:	22-13-7	Total:	42	373874	8902
Conference:	14-7-7	Home:	21	243426	11592
Home:	11-4-6	Away:	17	107196	6306
Away:	9-7-1	Neutral:	4	23252	5813
Neutral:	2-2-0				
Overtime:	2-2-7				



**2012-13 North Dakota Hockey
North Dakota Hockey Statistics (FINAL)
All games**

Overall: 22-13-7 Conf: 14-7-7 Home: 11-4-6 Away: 9-7-1 Neut: 2-2-0

OVERALL											CONFERENCE										
##	Player	gp	g	a	pts	sh	+/-	pen-min	pp	sh gw	gp	g	a	pts	sh	+/-	pen-min	pp	sh gw		
7	Danny Kristo	40	26	26	52	162	+17	12-24	6	2 6	28	17	20	37	114	+12	10-20	2	2 2		
10	Corban Knight	41	16	33	49	102	+16	20-40	3	0 2	28	12	23	35	70	+14	15-30	2	0 1		
19	Rocco Grimaldi	40	13	23	36	147	+14	9-18	2	0 1	28	10	16	26	104	+10	7-14	2	0 1		
27	Carter Rowney	41	10	17	27	96	+5	5-10	3	1 2	28	8	13	21	67	+8	5-10	2	1 2		
16	Mark MacMillan	42	13	12	25	85	+10	14-28	3	2 1	28	10	9	19	62	+10	7-14	2	2 1		
18	Dillon Simpson	42	5	19	24	63	+4	6-12	3	0 1	28	3	14	17	44	0	1-2	2	0 0		
20	Joe Gleason	41	5	13	18	61	+3	9-18	3	0 2	27	5	10	15	44	+4	6-12	3	0 2		
4	Derek Forbort	42	4	13	17	70	+11	13-26	2	0 0	28	4	8	12	47	+8	10-20	2	0 0		
9	Drake Caggiula	39	8	8	16	49	+9	10-31	1	0 2	27	6	7	13	28	+5	7-25	1	0 2		
5	Nick Mattson	38	3	12	15	48	+9	4-8	0	0 0	25	2	10	12	27	+8	3-6	0	0 0		
2	Andrew MacWillia	41	2	11	13	33	+13	43-116	0	0 0	28	1	7	8	25	+13	31-70	0	0 0		
24	Jordan Schmaltz	42	3	9	12	49	+8	10-31	2	0 0	28	2	6	8	30	+4	9-29	2	0 0		
13	Connor Gaarder	34	4	7	11	52	+2	6-12	1	0 1	21	0	4	4	28	0	4-8	0	0 0		
21	Brendan O'Donnell	29	2	8	10	38	0	10-20	0	0 1	16	1	4	5	15	-3	6-12	0	0 1		
15	Michael Parks	25	7	1	8	62	-4	10-31	2	0 0	17	4	1	5	38	0	7-25	1	0 0		
25	Mitch MacMillan	20	5	2	7	35	+3	2-4	0	0 1	14	4	2	6	25	+1	1-2	0	0 1		
17	Colten St. Clair	40	3	4	7	61	+2	12-32	0	1 0	26	1	3	4	31	-3	9-26	0	0 0		
28	Stephane Pattyn	41	2	2	4	34	-2	22-60	0	0 0	28	1	1	2	24	-5	16-48	0	0 0		
11	Derek Rodwell	32	2	1	3	40	0	13-34	0	0 0	23	1	1	2	30	0	11-30	0	0 0		
29	Bryn Chyzyk	13	1	2	3	12	+1	5-10	1	0 1	6	0	1	1	3	-1	2-4	0	0 0		
8	Dan Senkbeil	19	1	1	2	20	-2	8-35	0	0 1	17	1	1	2	18	-1	8-35	0	0 1		
31	Zane Gothberg	17	0	2	2	0	0	1-2	0	0 0	13	0	2	2	0	0	1-2	0	0 0		
22	Andrew Panzarella	7	0	0	0	7	-1	3-6	0	0 0	5	0	0	0	6	-2	3-6	0	0 0		
26	Coltyn Sanderson	2	0	0	0	1	0	0-0	0	0 0	-										
	TMTEAM	27	0	0	0	0	0	3-6	0	0 0	17	0	0	0	0	0	3-6	0	0 0		
	Total	42	13	22	361	132	+118	250-614	32	6 22	28	93	16	256	880	+82	182-456	21	5 14		
	Opponents	42	10	17	274	122	-134	264-655	25	4 13	28	71	12	191	823	-93	182-464	17	2 7		

OVERALL											CONFERENCE										
##	Player	gp	min.	ga	gaavg	saves	pct	w	l	t	gp	min.	ga	gaavg	saves	pct	w	l	t		
35	Tate Maris	1	4:02	0	0.00	1	1.00	0	0	0	16	948:10	41	2.59	403	.908	7	5	4		
33	Clarke Saunders	26	1542:39	59	2.29	649	.917	13	9	4	13	763:15	29	2.28	349	.923	7	2	3		
31	Zane Gothberg	17	1000:44	41	2.46	473	.920	9	4	3	17	10:28	1	0.00	0	.000	0	0	0		
	T TEAM	27	19:20	3	0.00	0	.000	0	0	0	28	1721:53	71	2.47	752	.914	14	7	7		
	Total	42	2566:45	103	2.41	1123	.916	22	13	7	28	1721:53	93	3.24	787	.894	7	14	7		
	Opponents	42	2566:45	135	3.16	1192	.898	13	22	7											

Shots on Goal			
	shots	avg/g	shot%
North Dakota	1327	31.60	.102
Opponents	1226	29.19	.084

Power Plays			
	goals	chance	pp%
North Dakota	32	165	.194
Opponents	25	158	.158

Goals by Period				
	1st	2nd	3rd	OT Total
North Dakota	42	53	38	2 135
Opponents	30	33	38	2 103

Shots on Goal			
	shots	avg/g	shot%
North Dakota	880	31.43	.106
Opponents	823	29.39	.086

Power Plays			
	goals	chance	pp%
North Dakota	21	101	.208
Opponents	17	106	.160

Goals by Period					
	1st	2nd	3rd	OT	Total
North Dakota	27	39	25	2	93
Opponents	24	23	23	1	71



2013-14 NORTH DAKOTA HOCKEY

Opponent	Date	Score	2 MACWILLIA	4 FORBOTT	5 MATTSON	7 KRISTO,DA	8 SENKREIL	9 CAGGIULA	10 KNIGHT,CO	11 RODWELL	13 GAARDER	15 PARKS,MIC	16 MACMILLA
vs UAA	Oct 19	5-0 W	DNP	0-1-1	0-0-0	DNP	DNP	0-0-0	DNP	0-0-0	0-2-2	DNP	2-0-2
at UAF	Oct 20	1-2 L	0-1-1	0-0-0	0-0-0	DNP	DNP	0-0-0	0-0-0	0-0-0	DNP	DNP	0-0-0
UAA	Oct 26	4-1 W	0-0-0	1-0-1	0-0-0	0-3-3	DNP	1-0-1	1-0-1	0-0-0	0-0-0	DNP	0-0-0
UAA	Oct 27	3-3 T	0-1-1	1-0-1	0-1-1	0-1-1	DNP	0-0-0	1-0-1	0-0-0	0-0-0	DNP	0-0-0
BU	Nov 02	4-2 W	0-0-0	0-0-0	0-1-1	0-1-1	DNP	0-1-1	0-0-0	0-0-0	3-0-3	DNP	0-2-2
BU	Nov 03	2-4 L	0-0-0	0-0-0	0-0-0	1-0-1	DNP	0-0-0	0-1-1	0-0-0	0-0-0	DNP	0-0-0
at SCSU	Nov 09	3-0 W	0-0-0	0-2-2	0-0-0	0-0-0	DNP	0-0-0	0-1-1	0-0-0	0-1-1	DNP	1-1-2
at SCSU	Nov 10	2-5 L	0-0-0	0-0-0	0-1-1	0-1-1	DNP	1-0-1	0-1-1	0-0-0	0-0-0	DNP	0-0-0
UMD	Nov 16	4-4 T	1-0-1	0-0-0	0-1-1	2-0-2	DNP	0-2-2	0-1-1	0-0-0	0-0-0	0-0-0	0-0-0
UMD	Nov 17	4-3 W	0-0-0	1-0-1	0-0-0	1-2-3	DNP	0-0-0	0-2-2	0-0-0	0-1-1	DNP	2-1-3
at ND	Nov 23	2-1 W	0-1-1	0-0-0	1-0-1	1-0-1	DNP	0-0-0	0-2-2	0-0-0	0-0-0	DNP	0-0-0
at ND	Nov 24	2-5 L	0-0-0	0-0-0	0-0-0	0-1-1	DNP	0-0-0	0-1-1	0-0-0	0-0-0	DNP	1-0-1
at CC	Nov 30	3-5 L	0-0-0	0-1-1	0-1-1	0-0-0	0-0-0	2-0-2	0-1-1	0-0-0	0-1-1	DNP	0-0-0
at CC	Dec 01	3-4 W	0-1-1	0-1-1	0-0-0	0-0-0	0-0-0	1-1-1	1-1-2	0-0-0	0-0-0	DNP	0-1-1
DEN	Dec 07	2-2 T	0-0-0	0-0-0	0-1-1	0-0-0	0-0-0	0-1-1	1-0-1	0-0-0	0-0-0	DNP	0-0-0
DEN	Dec 08	6-3 W	0-0-0	1-0-1	DNP	1-0-1	0-0-0	0-2-2	1-1-2	0-0-0	0-0-0	DNP	0-1-1
at MTU	Dec 14	6-1 W	0-0-0	0-0-0	DNP	1-2-3	0-1-1	0-0-0	2-2-4	1-0-1	0-0-0	DNP	0-2-2
at MTU	Dec 15	4-1 W	0-1-1	0-1-1	0-1-1	1-2-3	0-0-0	0-0-0	1-1-2	0-0-0	0-0-0	DNP	1-0-1
HC	Jan 04	5-2 W	0-0-0	0-0-0	0-0-0	1-1-2	0-0-0	0-0-0	2-2-4	DNP	0-0-0	1-0-1	0-1-1
HC	Jan 05	3-2 W	0-0-0	0-0-0	0-1-1	1-0-2	0-0-0	0-0-0	0-2-2	DNP	1-0-1	1-0-1	0-0-0
CC	Jan 11	3-4 L	0-0-0	0-0-0	0-1-1	1-0-1	0-0-0	0-0-0	0-1-1	DNP	0-0-0	0-1-1	0-0-0
CC	Jan 12	5-3 W	0-0-0	0-1-1	0-1-1	2-2-4	1-0-1	0-0-0	0-1-1	DNP	DNP	0-0-0	0-0-0
at MINN	Jan 18	1-5 L	0-0-0	0-0-0	0-0-0	0-0-0	0-0-0	0-0-0	0-1-1	0-0-0	0-0-0	0-0-0	1-0-1
at MINN	Jan 19	4-4 T	0-0-0	0-1-1	0-0-0	1-0-1	0-0-0	1-0-1	1-0-1	0-1-1	DNP	0-0-0	0-0-0
SCSU	Jan 25	1-3 L	0-0-0	0-0-0	DNP	0-0-0	0-0-0	0-0-0	0-0-0	0-0-0	DNP	0-0-0	0-0-0
SCSU	Jan 26	2-2 T	0-0-0	0-0-0	0-0-0	1-1-2	0-0-0	0-0-0	1-1-2	DNP	0-0-0	0-1-1	0-0-0
UW	Feb 01	1-1 T	0-0-0	0-0-0	0-0-0	0-0-0	0-0-0	0-0-0	0-0-0	0-0-0	0-0-0	0-0-0	0-0-0
UW	Feb 02	4-1 W	0-0-0	0-0-0	0-0-0	0-1-1	0-0-0	0-0-0	0-1-1	0-0-0	DNP	2-0-2	1-0-1
at UNO	Feb 08	2-1 W	0-0-0	0-0-0	0-0-0	0-1-2	0-0-0	0-0-0	0-2-2	0-0-0	DNP	0-0-0	0-0-0
at UNO	Feb 09	5-2 W	0-2-2	0-0-0	1-1-2	1-1-2	0-0-0	0-0-0	1-1-2	0-0-0	DNP	0-0-0	0-0-0
at DEN	Feb 22	4-5 L	0-0-0	0-1-1	0-1-1	1-1-2	0-0-0	0-1-1	1-1-2	DNP	DNP	0-0-0	0-0-0
at DEN	Feb 23	6-1 W	0-0-0	0-0-0	0-1-1	1-1-2	DNP	0-1-1	0-1-1	DNP	0-0-0	1-0-1	1-2-3
BSU	Mar 01	4-2 W	0-2-2	0-0-0	0-0-0	0-1-1	DNP	0-0-0	0-1-1	0-0-0	0-0-0	0-0-0	2-1-3
BSU	Mar 02	2-2 T	0-0-0	0-0-0	0-0-0	0-0-0	DNP	0-0-0	0-0-0	0-0-0	0-1-1	0-0-0	0-0-0
at MSU	Mar 08	4-3 W	0-0-0	0-0-0	0-0-0	0-0-0	DNP	0-0-0	0-0-0	0-0-0	0-0-0	0-0-0	1-0-1
at MSU	Mar 09	1-2 L	0-0-0	0-0-0	0-0-0	1-0-1	DNP	DNP	0-1-1	0-0-0	0-0-0	0-0-0	0-0-0
MTU	Mar 15	5-3 W	0-0-0	0-0-0	DNP	2-1-3	DNP	DNP	0-1-1	1-0-1	0-0-0	1-0-1	0-0-0
MTU	Mar 16	1-2 L	0-0-0	0-0-0	0-0-0	1-0-1	DNP	DNP	0-0-0	0-0-0	0-0-0	0-0-0	0-0-0
MTU	Mar 17	6-0 W	0-1-1	0-2-2	0-0-0	0-1-1	DNP	0-0-0	1-1-2	DNP	0-1-1	0-0-0	0-0-0
vs CC	Mar 21	3-4 L	0-0-0	0-0-0	0-0-0	1-0-1	DNP	2-0-2	0-0-0	DNP	0-0-0	0-0-0	0-0-0
vs NIA	Mar 29	2-1 W	0-1-1	0-0-0	0-0-0	0-0-0	DNP	0-1-1	0-0-0	DNP	0-0-0	0-0-0	0-0-0
vs YALE	Mar 30	1-4 L	0-1-1	0-1-1	0-0-0	0-0-0	DNP	0-0-0	1-0-1	0-0-0	0-0-0	0-0-0	0-0-0

Opponent	Date	Score	17 CLAIR,COL	18 SIMPSON	19 GRIMALDI	20 GLEASON	21 O'DONNELL	22 PANZAREL	24 SCHMALTZ	25 MACMILLA	26 SANDERSO	27 ROWNEY,C	28 PATTY,NST
vs UAA	Oct 19	5-0 W	0-0-0	0-1-1	1-0-1	0-0-0	DNP	0-0-0	1-1-2	DNP	0-0-0	DNP	0-0-0
at UAF	Oct 20	1-2 L	1-0-1	0-0-0	0-1-1	0-0-0	0-0-0	DNP	0-0-0	DNP	0-0-0	0-0-0	DNP
UAA	Oct 26	4-1 W	0-1-1	0-1-1	0-1-1	0-0-0	0-1-1	DNP	0-0-0	DNP	DNP	1-0-1	0-0-0
UAA	Oct 27	3-3 T	0-0-0	0-0-0	1-0-1	0-0-0	0-1-1	DNP	0-0-0	DNP	DNP	0-1-1	0-0-0
BU	Nov 02	4-2 W	0-0-0	0-0-0	1-1-2	0-0-0	DNP	0-0-0	DNP	DNP	DNP	0-1-1	0-0-0
BU	Nov 03	2-4 L	0-0-0	0-0-0	0-0-0	0-0-0	DNP	0-0-0	DNP	DNP	DNP	0-0-0	0-0-0
at SCSU	Nov 09	3-0 W	0-0-0	0-0-0	0-0-0	0-0-0	1-0-1	DNP	0-0-0	DNP	DNP	1-0-1	0-0-0
at SCSU	Nov 10	2-5 L	0-0-0	1-0-1	0-0-0	0-0-0	0-0-0	DNP	0-0-0	DNP	DNP	0-0-0	0-0-0
UMD	Nov 16	4-4 T	0-1-1	0-0-0	1-0-1	0-0-0	0-0-0	DNP	0-0-0	DNP	DNP	0-1-1	0-0-0
UMD	Nov 17	4-3 W	0-0-0	0-1-1	0-0-0	DNP	0-0-0	0-0-0	0-0-0	DNP	DNP	0-0-0	0-0-0
at ND	Nov 23	2-1 W	0-0-0	0-1-1	0-0-0	0-0-0	0-0-0	DNP	0-0-0	DNP	DNP	0-0-0	0-0-0
at ND	Nov 24	2-5 L	0-0-0	0-0-0	0-1-1	0-0-0	0-0-0	DNP	0-0-0	DNP	DNP	0-0-0	0-0-0
at CC	Nov 30	3-5 L	0-0-0	0-0-0	0-1-1	0-0-0	0-0-0	DNP	0-0-0	DNP	DNP	0-0-0	0-0-0
at CC	Dec 01	3-2 W	0-0-0	1-0-1	0-2-2	0-0-0	0-0-0	DNP	0-0-0	DNP	DNP	0-0-0	0-0-0
DEN	Dec 07	2-2 T	0-0-0	0-1-1	0-0-0	0-0-0	0-0-0	DNP	0-1-1	DNP	DNP	1-0-1	0-0-0
DEN	Dec 08	6-3 W	0-0-0	0-0-0	1-3-4	0-2-2	0-0-0	0-0-0	0-0-0	DNP	DNP	2-2-4	0-0-0
at MTU	Dec 14	6-1 W	0-0-0	0-1-1	1-0-1	1-2-3	0-0-0	0-0-0	0-1-1	DNP	DNP	0-0-0	0-1-1
at MTU	Dec 15	4-1 W	1-0-1	0-0-0	0-0-0	0-1-1	0-1-1	DNP	0-0-0	DNP	DNP	0-0-0	0-0-0
HC	Jan 04	5-2 W	0-0-0	0-0-0	0-0-0	1-1-2	DNP	0-0-0	DNP	DNP	DNP	0-1-1	0-0-0
HC	Jan 05	3-2 W	0-0-0	0-0-0	DNP	0-1-1	0-0-0	DNP	0-0-0	0-0-0	DNP	0-0-0	0-0-0
CC	Jan 11	3-4 L	0-0-0	0-2-2	0-1-1	0-1-1	DNP	DNP	0-0-0	0-0-0	DNP	0-1-1	0-0-0
CC	Jan 12	5-3 W	DNP	0-1-1	0-0-0	1-0-1	0-0-0	0-0-0	0-1-1	1-1-2	DNP	0-0-0	0-0-0
at MINN	Jan 18	1-5 L	DNP	0-1-1	0-0-0	0-0-0	DNP	DNP	0-0-0	0-0-0	DNP	0-0-0	0-0-0
at MINN	Jan 19	4-4 T	0-0-0	0-0-0	1-1-2	0-1-1	DNP	DNP	0-0-0	0-0-0	DNP	0-0-0	0-0-0
SCSU	Jan 25	1-3 L	0-0-0	0-0-0	1-0-1	0-0-0	DNP	0-0-0	0-0-0	0-0-0	DNP	0-1-1	0-0-0
SCSU	Jan 26	2-2 T	0-0-0	0-0-0	0-0-0	0-0-0	DNP	0-0-0	DNP	DNP	DNP	0-0-0	0-0-0
UW	Feb 01	1-1 T	0-0-0	0-1-1	0-0-0	0-0-0	0-1-1	DNP	DNP	0-0-0	DNP	0-0-0	0-0-0
UW	Feb 02	4-1 W	0-0-0	0-1-1	0-2-2	1-0-1	DNP	DNP	0-1-1	0-0-0	DNP	0-2-2	0-0-0
at UNO	Feb 08	2-1 W	0-0-0	0-0-0	1-0-1	0-0-0	DNP	DNP	0-0-0	0-0-0	DNP	0-1-1	0-0-0
at UNO	Feb 09	5-2 W	0-0-0	0-1-1	0-1-1	0-0-0	DNP	DNP	1-0-1	1-0-1	DNP	0-1-1	0-0-0
at DEN	Feb 22	4-5 L	0-0-0	0-0-0	1-0-1	0-1-1	0-0-0	DNP	0-0-0	0-0-0	DNP	1-0-1	0-0-0
at DEN	Feb 23	6-1 W	0-0-0	0-2-2	1-1-2	0-0-0	0-0-0	DNP	0-0-0	0-0-0	DNP	1-1-2	0-0-0
BSU	Mar 01	4-2 W	0-0-0	0-0-0	0-0-0	0-1-1	0-0-0	DNP	DNP	0-1-1	1-1-2	DNP	0-0-0
BSU	Mar 02	2-2 T	0-0-0	0-0-0	0-0-0	0-1-1	0-1-1	DNP	DNP	1-0-1	1-0-1	DNP	0-1-1
at MSU	Mar 08	4-3 W	0-0-0	0-1-1	1-1-2	0-0-0	DNP	DNP	0-0-0	0-0-0	DNP	1-1-2	1-0-1
at MSU	Mar 09	1-2 L	0-0-0	0-0-0	0-0-0	0-0-0	0-1-1	DNP	0-0-0	0-0-0	DNP	0-0-0	0-0-0
MTU	Mar 15	5-3 W	0-0-0	1-1-2	0-1-1	0-1-1	0-1-1	0-0-0	0-0-0	0-0-0	DNP	0-1-1	0-0-0
MTU	Mar 16	1-2 L	0-0-0	0-0-0	0-1-1	0-0-0	0-0-0	0-0-0	0-0-0	0-0-0	DNP	0-0-0	0-0-0
MTU	Mar 17	6-0 W	0-1-1	1-1-2	0-1-1	0-1-1	0-0-0	DNP	0-0-0	0-0-0	DNP	0-1-1	0-0-0
vs CC	Mar 21	3-4 L	0-1-1	0-0-0	0-1-1	0-0-0	0-1-1	DNP	0-0-0	0-0-0	DNP	0-1-1	0-1-1
vs NIA	Mar 29	2-1 W	0-0-0	0-0-0	0-1-1	0-0-0	0-0-0	DNP	0-0-0	0-0-0	DNP	0-0-0	0-0-0
vs YALE	Mar 30	1-4 L	0-0-0	0-0-0	0-0-0	0-0-0	0-0-0	DNP	0-0-0	DNP	DNP	0-0-0	0-0-0

Opponent	Date	Score	29 CHYZYK,B	31 GOTHEBER	33 SAUNDERS	35 MARIS,TAT
vs UAA	Oct 19	5-0 W	1-1-2	DNP	0-0-0	DNP
at UAF	Oct 20	1-2 L	0-0-0	DNP	0-0-0	DNP
UAA	Oct 26	4-1 W	0-0-0	0-0-0	DNP	DNP
UAA	Oct 27	3-3 T	0-0-0	DNP	0-0-0	DNP
BU	Nov 02	4-2 W	0-0-0	DNP	0-0-0	DNP
BU	Nov 03	2-4 L	0-0-0	0-0-0	DNP	DNP
at SCSU	Nov 09	3-0 W	0-0-0	DNP	0-0-0	DNP
at SCSU	Nov 10	2-5 L	0-1-1	DNP	0-0-0	DNP
UMD	Nov 16	4-4 T	DNP	DNP	0-0-0	DNP
UMD	Nov 17	4-3 W	0-0-0	0-0-0	DNP	DNP
at ND	Nov 23	2-1 W	0-0-0	DNP	0-0-0	D



~Exhibition 1~
Oct. 6, 2012

Grand Forks, N.D. (Ralph Engelstad Arena)
North Dakota 5, Manitoba 3

Goals by Period	1	2	3	OT	F
Manitoba	1	1	1	-	3
#4 North Dakota	2	2	1	-	5

1st period - 1, UND, Carter Rowney (Mark MacMillan, Derek Forbort) 11:32. 2, MAN, Tyler Dittmer (Jeremy Schappert) 13:00. 3, UND, Danny Kristo (Nick Mattson, Andrew Panzarella) 17:07. **Penalties** - Brock Sutherland, MAN (hooking) 1:24; Derek Rodwell, UND (hooking) 4:22. **2nd period** - 4, UND, Mark MacMillan (Carter Rowney, Michael Parks) 1:06. 5, UND, Corban Knight (Danny Kristo) 4:29. 6, MAN, Dane Crowley (Brandon Lockerby, Paul Ciarelli) 8:50. **Penalties** - Andrew Panzarella, UND (tripping) 6:36; Lee Christensen, MAN (hooking) 9:08; Del Cowan, MAN (elbowing) 14:29; Derek Rodwell, UND (tripping) 16:56.

3rd period - 7, MAN, Blair Macaulay 11:43. 8, UND, Derek Forbort (Carter Rowney) 17:44. **Penalties** - Tyler Feakes, MAN (roughing) 4:22; Drake Caggiula, UND (slashing) 4:22; James Henry, MAN (unsportsmanlike conduct) 15:39; Colten St. Clair, UND (unsportsmanlike conduct) 15:39; Dane Crowley, MAN (roughing) 15:39; Stephane Pattyn, UND (roughing) 15:39; Dane Crowley, MAN (roughing) 15:39; Stephane Pattyn, UND (roughing) 15:39; Dane Crowley, MAN (10-minute misconduct) 15:39; Stephane Pattyn, UND (10-minute misconduct) 15:39.

Shots on goal - MAN 6-8-6 20; UND 10-11-7 28.

Power plays - MAN 0 of 3; UND 0 of 3.

Penalties - MAN 8 (24 min); UND 8 (24 min).

Goalies - MAN, Joe Caligiuri 0-2-0 (31:29 minutes, 17 shots-13 saves), Jesse Deckert (28:31, 11-10); UND, Zane Gothberg 0-0-0 (33:44, 12-10), Clarke Saunders (26:16, 8-7).

A-10477 T-2:23

Three stars: 1. Danny Kristo 2. Mark MacMillan 3. Corban Knight
Referee: Brian Thul **Linesman:** Johnathan Morrison; Justin Hills
Win- Zane Gothberg (0-0-0). **Loss-** Joe Caligiuri (0-2-0).
UND timeout at 12:27 of second period

LINEUP			
Caggiula	Knight	Kristo	
MacMillan	Rowney	Parks	
O'Donnell	Grimaldi	Gardner	
Pattyn	St. Clair	Rodwell	
Forbort	Schultz		
Mattson	Panzarella		
Simpson	Gleason		
	Gothberg		
	Saunders		

~ Exhibition 2 ~
Oct. 12, 2012

Grand Forks, N.D. (Ralph Engelstad Arena)
North Dakota 6, U.S. Under-18 Team 4

Goals by Period	1	2	3	OT	F
USA - U18	0	2	2	-	4
#4 North Dakota	3	2	1	-	6

1st period - 1, UND, Derek Forbort (Jordan Schmalz) 2:56. 2, UND, Rocco Grimaldi (Danny Kristo) 3:27. 3, UND, Corban Knight (Danny Kristo) 8:15. **Penalties** - Brendan O'Donnell, UND (slashing) 4:16; Ryan Fitzgerald, USA-U18 (roughing) 9:44; Andrew MacWilliam, UND (roughing) 9:44; Corban Knight, UND (cross-checking) 14:58; Andrew MacWilliam, UND (slashing) 15:22.

2nd period - 4, USA-U18, Sean Malone/2 (Hudson Fasching/2, Will Butcher/2) :53. 5, UND, Connor Gaarder (Mark MacMillan, Jordan Schmalz) 2:56 (pp). 6, UND, Danny Kristo (Derek Forbort, Corban Knight) 7:21 (pp). 7, USA-U18, Tyler Kelleher/3 (Hudson Fasching/3, Will Butcher/3) 19:57 (pp). **Penalties** - Steven Santini, USA-U18 (cross-checking) 1:11; Ryan Fitzgerald, USA-U18 (xe) 7:15; Danny Kristo, UND (hooking) 11:23; Derek Rodwell, UND (slashing) 18:36; Shane Eiserman, USA-U18 (slashing) 18:36; Andrew MacWilliam, UND (holding) 19:00.

3rd period - 8, USA-U18, Evan Allen/3 (Keaton Thompson/3, Steven Santini/2) 9:10 (pp). 9, UND, Rocco Grimaldi (Corban Knight, Jordan Schmalz) 11:45. 10, USA-U18, Hudson Fasching/3 (Frankie Vatrandu/1, Anthony Louis/3) 17:42 (pp). **Penalties** - Gage Ausmus, USA-U18 (tripping) 4:33; Colten St. Clair, UND (cross-checking) 7:10; Brendan O'Donnell, UND (checking from behind) 12:56; Brendan O'Donnell, UND (game misconduct) 12:56.

Shots on goal - USA-U18 20-8-10 38; UND 6-7-6 19.

Power plays - USA-U18 3 of 8; UND 2 of 3.

Penalties - USA-U18 5 (10 min); UND 10 (31 min).

Goalies - USA-U18, Hunter Miska 2-2-0 (36:57 minutes, 12 shots-10 saves), Thatcher Demko (22:56, 7-3), EMPTY NET (00:07, 0-0); UND, Zane Gothberg (28:20, 11-8), Clarke Saunders 0-0-0 (29:20, 25-24), Tate Maris (02:18, 2-2), EMPTY NET (00:02, 0-0).

Penalty shots - None.

A-10251 T-2:15

Three stars: 1. Danny Kristo 2. Rocco Grimaldi 3. Derek Forbort
Referee: Jared Moen **Linesman:** Chris Perrault; Andy Dokken
Win- Clarke Saunders (0-0-0) **Loss-** Hunter Miska (2-2-0)

LINEUP

Grimaldi	Knight	Kristo
O'Donnell	MacMillan	Gardner
Pattyn	St. Clair	Rodwell
Chyzyk	Caggiula	Senkbeil
MacWilliam		Mattson
Forbort		Schmalz
Simpson		Gleason
	Gothberg	
	Saunders	

~ Game 1 ~
Oct. 19, 2012

Fairbanks, Alaska (Carlson Center)

North Dakota 5, Alaska Anchorage 0

Goals by Period	1	2	3	OT	F
#2 North Dakota	2	2	1	-	5
Alaska Anchorage	0	0	0	-	0

1st period - 1, UND, Bryn Chyzyk/1 (Jordan Schmalz/1) 8:21 (pp). 2, UND, Mark MacMillan/1 (Derek Forbort/1, Bryn Chyzyk/1) 13:10. **Penalties** - Bryn Chyzyk, UND (boarding) 4:20; Alex Gellert, UAA (roughing atw) 7:17; Bobby Murphy, UAA (boarding) 15:01; Dillon Simpson, UND (slashing) 16:08.

2nd period - 3, UND, Mark MacMillan/2 (Dillon Simpson/1, Connor Gaarder/1) 11:31 (pp). 4, UND, Rocco Grimaldi/1 (Connor Gaarder/2) 12:53. **Penalties** - Daniel Naslund, UAA (holding) 1:05; Matt Bailey, UAA (holding) 11:23; Chris Kamal, UAA (unsports. conduct) 13:27. **3rd period** - 5, UND, Jordan Schmalz/1 2:27. **Penalties** - Joe Gleason, UND (boarding) 10:52; Mark MacMillan, UND (goaltender interference) 13:33; Tyler Currier, UAA (cross-checking) 17:21.

Shots on goal - UND 13-16-4 33; UAA 6-7-8 21.

Power plays - UND 2 of 6; UAA 0 of 4.

Penalties - UND 4 (8 min); UAA 6 (12 min).

Goalies - UND, Clarke Saunders 1-0-0 (60:00 minutes, 21 shots-21 saves); UAA, Rob Gunderson (20:00, 4-3), Chris Kamal 1-1-0 (40:00, 29-25).

A-2007 T-2:10

Three stars: 1. None 2. None 3. None

Referee: Kevin Hall **Linesman:** Colin Kronforst; William Moran

Win- Clarke Saunders (1-0-0). **Loss-** Chris Kamal (1-1-0).

Alaska Goal Rush Game 1

LINEUP			
Chyzyk	MacMillan	Gardner	
Caggiula	Grimaldi	St. Clair	
Sanderson	Pattyn	Rodwell	
Forbort		Schmalz	
Simpson		Gleason	
Mattson		Panzarella	
	Gothberg		
	Saunders		

~ Game 2 ~
Oct. 20, 2012

Fairbanks, Alaska (Carlson Center)

Alaska 2, North Dakota 1

Goals by Period	1	2	3	OT	F
#2 North Dakota	1	0	0	-	1
Alaska	0	1	1	-	2

1st period - 1, UND, Colten St. Clair/1 (Rocco Grimaldi/1, Andrew MacWilliam/1) 17:49. **Penalties** - Bryn Chyzyk, UND (hooking) 2:27; Tyler Morley, UAF (interference) 2:44.

2nd period - 2, UAF, Josh Atkinson/1 (Tyler Morley/1, Trevor Campbell/3) :54 (pp). **Penalties** - Andrew MacWilliam, UND (ct) :41; Josh Atkinson, UAF (hooking) 3:30; Drake Caggiula, UND (ct roughing) 6:29; Kaare Odegard, UAF (charging) 9:33; Trevor Campbell, UAF (cross-checking) 16:20.

3rd period - 3, UAF, Chad Gehon/1 (Colton Parayko/1, Nolan Huysmans/1) 3:02. **Penalties** - Colton Parayko, UAF (cross-checking) 10:34; Adam Henderson, UAF (cross-checking) 19:03.

Shots on goal - UND 11-7-8 26; UAF 8-11-13 32.

Power plays - UND 0 of 6; UAF 1 of 3.

Penalties - UND 3 (6 min); UAF 6 (12 min).

Goalies - UND, Clarke Saunders 1-1-0 (58:23 minutes, 32 shots-30 saves), EN (01:37, 0-0); UAF, Steve Thompson 2-0-0 (60:00, 26-25).

A-2938 T-2:43

Three stars: 1. None 2. None 3. None

Referee: Kevin Hall **Linesman:** Colin Kronforst; William Prozaki

Win- Steve Thompson (2-0-0). **Loss-** Clarke Saunders (1-1-0).

Timeout UND 18:23 of the 3rd

LINEUP			
O'Donnell	Knight	Chyzyk	
MacMillan	Rowney	Rodwell	
Caggiula	Grimaldi	St. Clair	
Sanderson			
Forbort	Schmalz		
Simpson	Gleason		
MacWilliam	Mattson		
	Gothberg		

~ Game 3 ~
Oct. 26, 2012

Grand Forks, N.D. (Ralph Engelstad Arena)
North Dakota 4, Alaska Anchorage 1

Goals by Period	1	2	3	OT	F
Alaska Anchorage	0	1	0	-	1
#4 North Dakota	0	4	0	-	4

1st period - Penalties - Brendan O'Donnell, UND (tripping) 10:06. **2nd period** - 1, UND, Corban Knight/1 (Danny Kristo/1) 1:10. 2, UND, Drake Caggiula/1 (Rocco Grimaldi/2, Colten St. Clair/1) 4:46. 3, UND, Carter Rowney/1 (Dillon Simpson/2, Danny Kristo/2) 6:58 (pp). 4, UAA, Alex Gellert/3 (Kory Roy/1, Blake Tatchell/2) 15:39. 5, UND, Derek Forbort/1 (Brendan O'Donnell/1, Danny Kristo/3) 16:01.

Penalties - Austin Coldwell, UAA (slashing) 6:35; Jordan Kwas, UAA (roughing) 10:18; Andrew MacWilliam, UND (roughing) 10:18.

3rd period - Penalties - Tyler Currier, UAA (tripping) 1:40; Alex Gellert, UAA (cross-checking) 10:21; Derek Rodwell, UND (slashing) 13:22; Blake Tatchell, UAA (roughing) 13:22; Stephane Pattyn, UND (roughing) 13:22; Andrew MacWilliam, UND (cross-checking) 19:44.

Shots on goal - UAA 2-12-4 18; UND 14-13-7 34.

Power plays - UAA 0 of 3; UND 1 of 3.

Penalties - UAA 5 (10 min); UND 5 (10 min).

Goalies - UAA, Chris Kamal 1-2-0 (60:00 minutes, 34 shots-30 saves); UND, Zane Gothberg 1-0-0 (59:51, 18-17), EN00:09, 0-0).

A-11446 T-2:12

Three stars: 1. Danny Kristo 2. Derek Forbort 3. Drake Caggiula
Referee: Butch Mousseaux **Linesman:** Craig Welker; Andy Carton
Win- Zane Gothberg (1-0-0). **Loss-** Chris Kamal (1-2-0).

LINEUP			
MacMillan	Rowney	Gardner	
O'Donnell	Knight	Kristo	
Caggiula	Grimaldi	St. Clair	
Pattyn	Chyzyk	Rodwell	
MacWilliam		Mattson	
Forbort		Schmalz	
Simpson		Gleason	
	Gothberg		
	Saunders		

~ Game 4 ~
Oct. 27, 2012

Grand Forks, N.D. (Ralph Engelstad Arena)
North Dakota 3, Alaska Anchorage 3

Goals by Period	1	2	3	OT	F
Alaska Anchorage	1	0	2	0	3
#4 North Dakota	1	1	1	0	3

1st period - 1, UAA, Scott Allen/4 (Austin Sevalrud/1, Alex Gellert/2) 4:05. 2, UND, Corban Knight/2 (Danny Kristo/4, Brendan O'Donnell/2) 13:39. **Penalties** - Carter Rowney, UND (cross-checking) 8:13; Corban Knight, UND (hooking) 16:35; Scott Warner, UAA (hooking) 19:00.

2nd period - 3, UND, Rocco Grimaldi/2 (Nick Mattson/1, Andrew MacWilliam/2) 12:55. **Penalties** -

3rd period - 4, UAA, Tyler Currier/1 3:19 (sh). 5, UAA, Jordan Kwas/2 (Kory Roy/2, Matt Bailey/4) 10:25. 6, UND, Derek Forbort/2 (Carter Rowney/1) 18:52. **Penalties** - Chris Williams, UAA (slashing) 2:07.

OT period - Penalties -

Shots on goal - UAA 11-6-10-3 30; UND 12-9-9-3 33.

Power plays - UAA 0 of 2; UND 0 of 2.

Penalties - UAA 2 (4 min); UND 2 (4 min).

Goalies - UAA, Rob Gunderson (64:56 minutes, 33 shots-30 saves), EMPTY NET (00:04, 0-0); UND, Clarke Saunders (64:50, 30-27), EMPTY NET (00:10, 0-0).

A-11581 T-2:27

Three stars: 1. Rocco Grimaldi 2. Tyler Currier 3. Scott Allen
Referee: Butch Mousseaux **Linesman:** Craig Welker; Nathan Freeman

Alaska Anchorage- Rob Gunderson (1-0-2). **North Dakota-** Clarke Saunders (1-1-1).
UND timeout at 13:43 of third period.

LINEUP			
O'Donnell	Knight	Kristo	
MacMillan	Rowney	Gardner	
Caggiula	Grimaldi	St. Clair	
Pattyn	Chyzyk	Rodwell	
Forbort		Schmalz	
MacWilliam		Mattson	
Simpson		Gleason	
	Saunders		
	Gothberg		

~ Game 5 ~
Nov. 2, 2012

Grand Forks, N.D. (Ralph Engelstad Arena)
North Dakota 4, Boston University 2

Goals by Period	1	2	3	OT	F
#12 Boston University	1	1	0	-	2
#5 North Dakota	0	2	2	-	4

1st period - 1, BU, Danny O'Regan/3 (Matt Grzelczyk/4, Matt Nieto/2) 16:52. **Penalties** - Danny O'Regan, BU (cross-checking) 10:35.
2nd period - 2, UND, Connor Gaarder/1 (Mark MacMillan/1, Brendan O'Donnell/3) 1:11. 3, UND, Connor Gaarder/2 (Drake Caggiula/1, Nick Mattson/2) 7:08. 4, BU, Ahti Oksanen/1 (Alexx Privitera/3, Cason Hohmann/4) 12:12 (pp). **Penalties** - Matt Lane, BU (cross-checking) 2:08; Wade Megan, BU (hooking) 7:27; Andrew MacWilliam, UND (contact to the head) 10:08; Andrew MacWilliam, UND (game misconduct) 10:08; Sean Escobedo, BU (roughing) 19:57; Corban Knight, UND (roughing) 19:57; Alexx Privitera, BU (unsportsmanlike conduct) 19:57.
3rd period - 5, UND, Connor Gaarder/3 (Rocco Grimaldi/3, Danny Kristo/5) 4:24 (pp). 6, UND, Rocco Grimaldi/3 (Carter Rowney/2, Mark MacMillan/2) 19:39 (empty net). **Penalties** - Matt Lane, BU (tripping) 2:44; Sean Escobedo, BU (tripping) 3:30; Matt Grzelczyk, BU (tripping) 10:49.
Shots on goal - BU 10-7-5 22; UND 12-9-14 35.
Power plays - BU 1 of 2; UND 1 of 7.
Penalties - BU 8 (16 min); UND 3 (17 min).
Goalies - BU, Sean Maguire 0-2-0 (58:43 minutes, 34 shots-31 saves), EMPTY NET (01:17, 0-0); UND, Clarke Saunders 2-1-1 (60:00, 22-20).
A-11589 T-2:30
Three stars: 1. Connor Gaarder 2. Rocco Grimaldi 3. Danny Kristo
Referee: Derek Shepherd **Linesman:** Marco Hunt; Justin Hills
Win-Clarke Saunders (2-1-1). **Loss**-Sean Maguire (0-2-0).
 BU timeout at 18:05 of third period

Kristo	LINEUP	Rowney
O'Donnell	Knight	Gaarder
Caggiula	MacMillan	St. Clair
Pattyn	Grimaldi	Rodwell
	Chyzyk	
MacWilliam		Mattson
Forbort		Schmaltz
Simpson		Gleason
	Saunders	
	Gothberg	

~ Game 6 ~
Nov. 3, 2012

Grand Forks, N.D. (Ralph Engelstad Arena)
Boston University 4, North Dakota 2

Goals by Period	1	2	3	OT	F
#12 Boston University	0	1	3	-	4
#5 North Dakota	1	1	0	-	2

1st period - 1, UND, Stephane Pattyn/1 5:47. **Penalties** - Matt Nieto, BU (tripping) 9:06; Stephane Pattyn, UND (cross-checking) 18:28; Corban Knight, UND (cross-checking) 19:14; Garrett Noonan, BU (diving) 19:46.
2nd period - 2, BU, Wade Megan/4 (Matt Grzelczyk/5, Cason Hohmann/5) 4:2. 3, UND, Danny Kristo/1 (Corban Knight/1) 9:29. **Penalties** - Colten St. Clair, UND (tripping) 7:14; Danny Kristo, UND (slashing) 18:06; Cason Hohmann, BU (slashing) 18:06; Matt Nieto, BU (hooking) 19:57.
3rd period - 4, BU, Matt Nieto/2 (Danny O'Regan/3, Sean Escobedo/1) 14:39. 5, BU, Matt Lane/1 (Alexx Privitera/4, Sean Escobedo/2) 18:10. 6, BU, Danny O'Regan/4 18:21. **Penalties** -
Shots on goal - BU 12-14-7 33; UND 11-5-12 28.
Power plays - BU 0 of 3; UND 0 of 3.
Penalties - BU 4 (8 min); UND 4 (8 min).
Goalies - BU, Matt O'Connor 4-0-0 (60:00 minutes, 28 shots-26saves); UND, Zane Gothberg 1-1-0 (58:28, 33-29), EMPTY NET (01:32, 0-0).
A-11977 T-2:14
Three stars: 1. Matt Lane 2. Danny Kristo 3. Matt Nieto
Referee: Derek Shepherd **Linesman:** Marco Hunt; Andy Dokken
Win- Matt O'Connor (4-0-0). **Loss**-Zane Gothberg (1-1-0).
 UND timeout at 18:21 of third period.
 Corban Knight tallied his 100th point tonight.

Kristo	LINEUP	Rowney
O'Donnell	Knight	Gaarder
Caggiula	MacMillan	St. Clair
Pattyn	Grimaldi	Rodwell
	Chyzyk	
MacWilliam		Mattson
Forbort		Schmaltz
Simpson		Gleason
	Gothberg	
	Saunders	

~ Game 7 ~
Nov. 9, 2012

St. Cloud, Minn. (National Hockey and Event Center)
North Dakota 3, St. Cloud State 0

Goals by Period	1	2	3	OT	F
#6 North Dakota	1	1	1	-	3
#15 St. Cloud State	0	0	0	-	0

1st period - 1, UND, Brendan O'Donnell/1 (Connor Gaarder/3, Mark MacMillan/3) :48. **Penalties** - Corban Knight, UND (cross-checking) 3:33; Joe Gleason, UND (interference) 11:54.
2nd period - 2, UND, Carter Rowney/2 (Corban Knight/2, Derek Forbort/2) :43. **Penalties** - Tim Daly, SCSU (interference) 8:54; Joe Gleason, UND (cross-checking) 12:24; David Morley, SCSU (unsportsmanlike conduct) 12:24.
3rd period - 3, UND, Mark MacMillan/3 (Derek Forbort/2) 17:33 (sh). **Penalties** - Andrew MacWilliam, UND (hooking) 1:14; Andrew MacWilliam, UND (hooking) 16:52.
Shots on goal - UND 5-14-7 26; SCSU 14-11-7 32.
Power plays - UND 0 of 1; SCSU 0 of 4.
Penalties - UND 5 (10 min); SCSU 2 (4 min).
Goalies - UND, Clarke Saunders 3-1-1 (60:00 minutes, 32 shots-32 saves); SCSU, Ryan Faragher 4-4-0 (60:00, 26-23).
A-4738 T-2:23
Three stars: 1. Clarke Saunders 2. Carter Rowney 3. Brendan O'Donnell
Referee: Don Adam **Linesman:** Timm Walsh; Tony Czech
Win-Clarke Saunders (3-1-1). **Loss**-Ryan Faragher (4-4-0).

Kristo	LINEUP	Rowney
O'Donnell	Knight	Gaarder
Caggiula	MacMillan	Chyzyk
Pattyn	Grimaldi	Rodwell
	St. Clair	
Forbort		Schmaltz
MacWilliam		Mattson
Simpson		Gleason
	Saunders	
	Gothberg	

~ Game 8 ~
Nov. 10, 2012

St. Cloud, Minn. (National Hockey and Event Center)
St. Cloud State 5, North Dakota 2

Goals by Period	1	2	3	OT	F
#6 North Dakota	1	1	0	-	2
#15 St. Cloud State	1	2	2	-	5

1st period - 1, UND, Drake Caggiula/2 (Bryn Chyzyk/2, Nick Mattson/4) 11:18. 2, SCSU, Jonny Brodzinski/2 (Drew LeBlanc/9) 12:19. **Penalties** - Jordan Schmaltz, UND (checking from behind) 19:47; Jordan Schmaltz, UND (game misconduct) 19:47.
2nd period - 3, SCSU, Drew LeBlanc/4 (Joe Rehkamp/1, Nic Dowd/7) 4:59. 4, SCSU, Drew LeBlanc/5 (David Morley/5, Nic Dowd/8) 12:23 (pp). 5, UND, Dillon Simpson/1 (Corban Knight/3, Danny Kristo/6) 17:23 (pp). **Penalties** - Mark MacMillan, UND (slashing) 11:52; Joey Holka, SCSU (boarding) 16:56; David Morley, SCSU (tripping) 19:52; Danny Kristo, UND (unsportsmanlike conduct - diving) 19:52; TEAM, UND (unsportsmanlike conduct) 20:00.
3rd period - 6, SCSU, Garrett Milan/1 (Joe Rehkamp/2, Joey Holka/3) 6:23. 7, SCSU, Jimmy Murray/1 (Kevin Gravel/4, Joe Rehkamp/4) 17:04. **Penalties** - Drew LeBlanc, SCSU (slashing) 19:38; Andrew MacWilliam, UND (roughing) 19:38.
Shots on goal - UND 11-5-8 24; SCSU 11-16-10 37.
Power plays - UND 1 of 1; SCSU 1 of 3.
Penalties - UND 6 (23 min); SCSU 3 (6 min).
Goalies - UND, Clarke Saunders 3-2-1 (60:00 minutes, 37 shots-32 saves); SCSU, Ryan Faragher 5-4-0 (60:00, 24-22).
A-5201 T-2:23
Three stars: 1. Drew LeBlanc 2. Nic Dowd 3. Joe Rehkamp
Referee: Don Adam **Linesman:** Timm Walsh; Tony Czech
Win-Ryan Faragher (5-4-0). **Loss**-Clarke Saunders (3-2-1).
 Timeout SCSU with 8:43 left in the third period

Kristo	LINEUP	Rowney
O'Donnell	Knight	Gaarder
Caggiula	MacMillan	Chyzyk
Pattyn	Grimaldi	Rodwell
	St. Clair	
MacWilliam		Mattson
Forbort		Schmaltz
Simpson		Gleason
	Saunders	
	Gothberg	

~ Game 9 ~
Nov. 16, 2012

Grand Forks, N.D. (Ralph Engelstad Arena)
North Dakota 4, Minnesota Duluth 4

Goals by Period	1	2	3	OT	F
Minnesota Duluth	1	2	1	0	4
#6 North Dakota	1	2	1	0	4

1st period - 1, UMD, Mike Seidel/6 3:49. 2, UND, Andrew MacWilliam/1 13:39. **Penalties** - Austin Farley, UMD (cross-checking) 14:23.
2nd period - 3, UND, Danny Kristo/2 (Corban Knight/4, Carter Rowney/3) 1:39. 4, UMD, Austin Farley/3 (Joe Basaraba/1, Tony Cameranesi/5) 6:57 (pp). 5, UMD, Austin Farley/3 (Andy Welinski/1) 10:03. 6, UND, Danny Kristo/3 (Drake Caggiula/2, Nick Mattson/4) 10:39. **Penalties** - Derek Forbort, UND (slashing) 5:41; Drew Olson, UMD (roughing) 16:18; Drake Caggiula, UND (roughing) 16:18; Max Tardy, UMD (roughing) 16:18; Joe Gleason, UND (roughing) 16:18; Drew Olson, UMD (facemasking) 16:18; Corban Knight, UND (slashing) 16:26; Andrew MacWilliam, UND (interference) 18:49.
3rd period - 7, UMD, Rocco Grimaldi/4 (Colten St. Clair/2, Drake Caggiula/3) 12:47. 8, UMD, Drew Olson/1 (Derik Johnson/2) 14:08. **Penalties** - Joe Basaraba, UMD (roughing) 5:45; Mike Seidel, UMD (roughing) 14:47; Danny Kristo, UND (roughing) 14:47; Andy Welinski, UMD (roughing) 14:47; Drake Caggiula, UND (facemasking) 14:47.
OT period - **Penalties** -
Shots on goal - UMD 15-14-17-0 46; UND 11-13-7-2 33.
Power plays - UMD 1 of 3; UND 0 of 3.
Penalties - UMD 7 (14 min); UND 7 (14 min).
Goalies - UMD, Aaron Crandall (65:00 minutes, 33 shots-29 saves); UND, Clarke Saunders (64:56, 46-42), EMPTY NET (00:04, 0-0).
Penalty shots - None.
Three stars: 1. Danny Kristo 2. Austin Farley 3. Rocco Grimaldi
Referee: Todd Anderson **Linesman:** Brad Shepherd; Nathan Freeman
Minnesota Duluth-Aaron Crandall (1-2-1). **North Dakota**-Clarke Saunders (3-2-2).

Pattyn	LINEUP	Rodwell
Kristo	St. Clair	Rowney
O'Donnell	Knight	Gaarder
Caggiula	MacMillan	Parks
	Grimaldi	
MacWilliam		Mattson
Forbort		Schmaltz
Simpson		Gleason
	Saunders	
	Gothberg	



UND celebrates a goal in a 4-4 overtime tie against Minnesota Duluth on Nov. 16, 2012.



~ Game 10 ~

Nov. 17, 2012

Grand Forks, N.D. (Ralph Engelstad Arena)
North Dakota 4, Minnesota Duluth 3

Goals by Period	1	2	3	OT	F
Minnesota Duluth	3	0	0	0	3
#6 North Dakota	1	1	1	1	4

1st period - 1, UMD, Jake Hendrickson/1 (Dan DeLisle/1, Keegan Flaherty/1) 2:51. 2, UND, Danny Kristo/4 (Dillon Simpson/3, Corban Knight/5) 3:04. 3, UMD, Mike Seidel/7 (Chris Casto/3, Tony Cameranesi/6) 3:37. 4, UMD, Tony Cameranesi/4 (Wade Bergman/7, Mike Seidel/5) 14:27 (pp). **Penalties** - Adam Krause, UMD (hooking) 6:00; Jake Hendrickson, UMD (slashing) 6:18; Danny Kristo, UND (slashing) 6:18; Wade Bergman, UMD (cross-checking) 9:47; Rocco Grimaldi, UND (goaltender interference) 13:10; Colten St. Clair, UND (roughing) 13:10; Caleb Herbert, UMD (roughing) 13:10; Andrew Panzarella, UND (charging) 17:32.

2nd period - 5, UND, Derek Forbort/3 (Mark MacMillan/4, Connor Gaarder/4) 6:38 (pp). **Penalties** - Tony Cameranesi, UMD (slashing) 1:46; Derik Johnson, UMD (cross-checking) 5:15; Joe Basaraba, UMD (charging) 12:03; Bryn Chyzyk, UND (roughing) 14:50; Dan DeLisle, UMD (roughing) 14:50; Dan DeLisle, UMD (roughing) 14:50; Bryn Chyzyk, UND (roughing) 14:50; Joe Basaraba, UMD (roughing) 14:50; Derek Rodwell, UND (roughing) 14:50; Tim Smith, UMD (roughing) 14:50; Stephane Pattyn, UND (roughing) 14:50; Tim Smith, UMD (roughing) 14:50; Stephane Pattyn, UND (roughing) 14:50; Dan DeLisle, UMD (cross-checking) 14:50; Austin Farley, UMD (unsportsmanlike conduct) 14:50; Austin Farley, UMD (10-minute misconduct) 14:50; Rocco Grimaldi, UND (tripping) 16:42.

3rd period - 6, UND, Mark MacMillan/4 (Danny Kristo/7, Corban Knight/6) 5:53. **Penalties** - Andrew MacWilliam, UND (cross-checking) 6:01; Nick Mattson, UND (cross-checking) 9:33.

OT period - 7, UND, Mark MacMillan/5 (Danny Kristo/8) 4:26. **Penalties** - None

Shots on goal - UMD 12-2-13-4 31; UND 14-9-6-1 30.

Power plays - UMD 1 of 5; UND 1 of 7.

Penalties - UMD 16 (40 min); UND 13 (26 min).

Goalies - UMD, Matt McNeely 1-4-1 (64:26 minutes, 30 shots-26 saves); UND, Zane Gothberg 2-1-0 (64:21, 31-28), EMPTY NET (00:05, 0-0).

A-11918 T-2:50

Three stars: 1. Mark MacMillan 2. Danny Kristo 3. Tony Cameranesi

Referee: Todd Anderson **Linesmen:** Brad Shepherd; Nathan Freeman

Win-Zane Gothberg (2-1-0). **Loss**-Matt McNeely (1-4-1).

UND timeout at 16:05 of second period.

UMD timeout at 3:38 of OT period.

LINEUP

MacMillan	Knight	Kristo
Caggiula	Grimaldi	St. Clair
O'Donnell	Rowney	Gaarder
Pattyn	Chyzyk	Rodwell

MacWilliam	Mattson
Forbort	Schmaltz
Simpson	Panzarella

Gothberg
Saunders

~ Game 11 ~

Nov. 23, 2012

Notre Dame, Ind. (Compton Family Arena)
North Dakota 2, Notre Dame 1

Goals by Period	1	2	3	OT	F
#7 North Dakota	1	1	0	-	2
#6 North Dakota	0	1	0	-	1

1st period - 1, UND, Nick Mattson/1 (Andrew MacWilliam/3, Corban Knight/7) 19:57. **Penalties** -

2nd period - 2, UND, Danny Kristo/5 (Corban Knight/8, Dillon Simpson/4) 2:49 (pp). 3, ND, Anders Lee/6 (Mario Lucia/1, Robbie Russo/4) 5:25 (pp). **Penalties** - Peter Schneider, ND (tripping) 2:03; Connor Gaarder, UND (interference) 5:19; Jordan Schmaltz, UND (holding) 8:05; Rocco Grimaldi, UND (holding) 8:31; T.J. Tynan, ND (roughing) 8:31; Andrew MacWilliam, UND (charging) 10:00; Nick Larson, ND (slashing) 15:54.

3rd period - **Penalties** - Bryn Chyzyk, UND (holding) 7:35; Andrew MacWilliam, UND (interference) 16:29.

Shots on goal - UND 6-7-4 17; ND 18-14-4 36.

Power plays - UND 1 of 2; ND 1 of 5.

Penalties - UND 6 (12 min); ND 3 (6 min).

Goalies - UND, Clarke Saunders 4-2-2 (60:00 minutes, 36 shots-35 saves); ND, Steven Summerhays 7-4-0 (58:19, 17-15), EMPTY NET (01:41, 0-0).

A-5022 T-2h 20m

Three stars: 1. Clarke Saunders 2. Anders Lee 3. Danny Kristo

Referee: Mark Wilkins **Linesman:** Keith Sergott; Timothy J. Likens

Win-Clarke Saunders (4-2-2). **Loss**-Steven Summerhays (7-4-0).

LINEUP

MacMillan	Knight	Kristo
O'Donnell	Rowney	Gaarder
Caggiula	Grimaldi	St. Clair
Pattyn	Chyzyk	Rodwell

MacWilliam	Mattson
Forbort	Schmaltz
Simpson	Gleason

Saunders
Gothberg

~ Game 12 ~

Nov. 24, 2012

Notre Dame, Ind. (Compton Family Arena)
Notre Dame 5, North Dakota 2

Goals by Period	1	2	3	OT	F
#7 North Dakota	0	1	1	-	2
#6 Notre Dame	1	2	2	-	5

1st period - 1, ND, Anders Lee/7 (Sam Calabrese/4, Kevin Lind/2) 7:23. **Penalties** - None.

2nd period - 2, UND, Mark MacMillan/6 (Danny Kristo/9, Corban Knight/9) 5:07. 3, ND, Kevin Lind/1 (Robbie Russo/5, T.J. Tynan/4) 6:09 (sh). 4, ND, Anders Lee/8 (Sam Calabrese/5, Jeff Costello/4) 13:30. **Penalties** - Stephen Johns, ND (high sticking) 5:07; Jeff Costello, ND (o-tripping) 5:07; Corban Knight, UND (cross-checking) 5:26; Brendan O'Donnell, UND (slashing) 8:55; Mike Voran, ND (slashing) 8:55; Kevin Lind, ND (o-holding) 14:33; Mark MacMillan, UND (tripping) 16:37.

3rd period - 5, ND, Jeff Costello/4 (Anders Lee/5) 18:34. 6, UND, Rocco Grimaldi/5 (Brendan O'Donnell/4, Carter Rowney/4) 18:47. 7, ND, Jeff Costello/5 (Kevin Lind/2) 19:41 (empty net). **Penalties** - Robbie Russo, ND (interference) :30; Nick Larson, ND (roughing) 10:17; Drake Caggiula, UND (roughing) 10:17; Steven Summerhays, ND (roughing) 10:17; Connor Gaarder, UND (roughing) 10:17; Mark MacMillan, UND (slashing) 11:12; Andrew MacWilliam, UND (high sticking) 12:32; TEAM, ND (too many players on ice) 13:55; Dillon Simpson, UND (hooking) 14:43.

Shots on goal - UND 11-9-12 32; ND 10-20-11 41.

Power plays - UND 0 of 5; ND 0 of 5.

Penalties - UND 8 (16 min); ND 8 (16 min).

Goalies - UND, Zane Gothberg 2-2-0 (59:26 minutes, 40 shots-36 saves), EN (00:34, 0-0); ND, Steven Summerhays 8-4-0 (60:00, 32-30). A-4733 T-2:25

Three stars: 1. Anders Lee 2. Kevin Lind 3. Steven Summerhays

Referee: Mark Wilkins **Linesman:** Keith Sergott; Timothy J. Likens

Win-Steven Summerhays (8-4-0). **Loss**-Zane Gothberg (2-2-0).

LINEUP

Pattyn	Rowney	Rodwell
MacMillan	Knight	Kristo
Caggiula	Grimaldi	St. Clair
O'Donnell	Chyzyk	Gaarder

MacWilliam	Mattson
Forbort	Schmaltz
Simpson	Gleason

Gothberg
Saunders

~ Game 13 ~

Nov. 30, 2012

Colorado Springs, Colorado (World Arena)
Colorado College 5, North Dakota 3

Goals by Period	1	2	3	OT	F
#7 North Dakota	0	1	2	-	3
#18 Colorado College	1	1	3	-	5

1st period - 1, CC, Jared Hanson/2 (Michael Morin/1, Jeff Collett/5) 7:35. **Penalties** - Colten St. Clair, UND (interference) 4:49; Derek Rodwell, UND (roughing) 4:49; Joe Marciano, CC (roughing) 4:49; Derek Rodwell, UND (goaltender interference) 10:08; Jeff Collett, CC (roughing) 10:08; Carter Rowney, UND (tripping) 16:05; Mike Boivin, CC (tripping) 17:05.

2nd period - 2, UND, Joe Gleason/1 (Corban Knight/10) 6:11. 3, CC, Alex. Krushelnyski/6 (Scott Winkler/7, Charlie Taft/5) 9:32. **Penalties** - Andrew MacWilliam, UND (hooking) 15:35.

3rd period - 4, CC, William Rapuzzi/8 (Scott Winkler/8, Alex. Krushelnyski/8) 1:03. 5, CC, Scott Winkler/9 (Charlie Taft/6, Alex. Krushelnyski/9) 11:45. 6, UND, Drake Caggiula/3 (Rocco Grimaldi/4, Nick Mattson/5) 12:42. 7, CC, Scott Winkler/10 (Alex. Krushelnyski/10, Charlie Taft/7) 13:02. 8, UND, Drake Caggiula/4 (Derek Forbort/4, Connor Gaarder/5) 18:55 (pp). **Penalties** - Mike Boivin, CC (holding) 14:42; Scott Winkler, CC (cross-checking) 17:06.

Shots on goal - UND 16-14-17 47; CC 8-7-11 26.

Power plays - UND 1 of 3; CC 0 of 3.

Penalties - UND 5 (10 min); CC 5 (10 min).

Goalies - UND, Clarke Saunders 4-3-2 (57:28 minutes, 26 shots-21 saves), EMPTY NET (02:32, 0-0); CC, Joe Howe 4-3-1 (60:00, 47-44).

A-6695 T-2:30

Three stars: 1. Joe Howe 2. Scott Winkler 3. Drake Caggiula

Referee: Todd Anderson **Linesman:** Butch Mousseaux; Bob Keltie

Win-Joe Howe (4-3-1). **Loss**-Clarke Saunders (4-3-2).

North Dakota timeout at 14:50 of second period.

Colorado College timeout at 19:50 of third period.

~ Game 14 ~

Dec. 1, 2012

Colorado Springs, Colorado (World Arena)
North Dakota 3, Colorado College 2

Goals by Period	1	2	3	OT	F
#7 North Dakota	1	0	1	1	3
#18 Colorado College	1	0	1	0	2

1st period - 1, UND, Corban Knight/3 (Derek Forbort/5, Mark MacMillan/5) :34. 2, CC, Rylan Schwartz/8 (William Rapuzzi/11, Archie Skalbeck/8) 4:14. **Penalties** - Mike Boivin, CC (interference) 6:04; Andrew MacWilliam, UND (slashing) 8:07; Cody Bradley, CC (tripping) 12:49.

2nd period - **Penalties** - Cody Bradley, CC (cross-checking) 2:37; Andrew MacWilliam, UND (tripping) 10:52; Cody Bradley, CC (hooking) 16:46.

3rd period - 3, CC, Archie Skalbeck/6 (Mike Boivin/7, Rylan Schwartz/11) 7:00. 4, UND, Dillon Simpson/2 (Corban Knight/11, Rocco Grimaldi/5) 19:47. **Penalties** - Mark MacMillan, UND (holding) 3:39.

OT period - 5, UND, Drake Caggiula/5 (Andrew MacWilliam/4, Rocco Grimaldi/6) :51. **Penalties** -

Shots on goal - UND 13-11-14-3 41; CC 10-5-5-0 20.

Power plays - UND 0 of 4; CC 0 of 3.

Penalties - UND 3 (6 min); CC 4 (8 min).

Goalies - UND, Clarke Saunders 5-3-2 (59:36 minutes, 20 shots-18 saves), EMPTY NET (01:15, 0-0); CC, Josh Thorimbert 4-4-0 (60:25, 41-38), EMPTY NET (00:26, 0-0).

A-7021 T-2:20

Three stars: 1. None 2. None 3. None

Referee: Todd Anderson **Linesman:** Butch Mousseaux; Bob Keltie

Win-Clarke Saunders (5-3-2). **Loss**-Josh Thorimbert (4-4-0).

LINEUP

MacMillan	Knight	Kristo
Caggiula	Rowney	Grimaldi
Pattyn	St. Clair	Rodwell
Senkbeil	Gaarder	O'Donnell

Forbort	Schmaltz
MacWilliam	Mattson
Simpson	Gleason

Saunders
Gothberg



Freshman forward Rocco Grimaldi takes a faceoff in UND's 2-1 win at sixth-ranked Notre Dame.



~ Game 15 ~
Dec. 7, 2012

Grand Forks, N.D. (Ralph Engelstad Arena) North Dakota 2, Denver 2

Goals by Period	1	2	3	OT	F
#6 Denver	1	1	0	0	2
#9 North Dakota	0	2	0	0	2

1st period - 1, DEN, Chris Knowlton/9 (Nick Shore/13, Dakota Mermis/2) 7:21. **Penalties** - Colten St. Clair, UND (slashing) 7:36; Paul Phillips, DEN (slashing) 7:36; Brendan O'Donnell, UND (roughing) 7:36; Nolan Zajac, DEN (roughing) 7:36; Gabe Levin, DEN (holding) 14:40; Stephane Pattyn, UND (slashing) 17:22.

2nd period - 2, UND, Carter Rowney/3 (Drake Caggiula/4, Jordan Schmalz/2) 1:32. 3, DEN, Scott Mayfield/2 (Ty Loney/5, Dakota Mermis/3) 7:43 (pp). 4, UND, Corban Knight/4 (Dillon Simpson/5, Nick Mattson/6) 10:54 (pp). **Penalties** - Dillon Simpson, UND (slashing) 2:08; Mark MacMillan, UND (boarding) 6:56; Scott Mayfield, DEN (interference) 10:48; Shawn Ostrow, DEN (tripping) 11:28.

3rd period - **Penalties** - David Makowski, DEN (elbowing) 2:03; Daniel Doremus, DEN (hooking) 5:14.

OT period - **Penalties** - Drake Caggiula, UND (holding) 3:33; Scott Mayfield, DEN (holding) 3:33.

Shots on goal - DEN 8-6-0-20; UND 8-9-11-5 33.

Power plays - DEN 1 of 3; UND 1 of 5.

Penalties - DEN 8 (16 min); UND 6 (12 min).

Goalies - DEN, Juho Olkinuora (65:00 minutes, 33 shots-31 saves); UND, Clarke Saunders (64:50, 20-18), EMPTY NET (00:10, 0-0).

A-11717 T-2:33

Three stars: 1. Juho Olkinuora 2. Corban Knight 3. Rocco Grimaldi
Referee: Derek Shepherd **Linesman:** Marco Hunt; Nathan Freeman
Denver-Juho Olkinuora (3-1-2). **North Dakota**-Clarke Saunders (5-3-3).

MacMillan	<u>LINEUP</u>	Kristo
Caggiula	Knight	Grimaldi
O'Donnell	Rowney	Gaarder
Senkbeil	St. Clair	Rodwell
	Pattyn	
MacWilliam		Mattson
Simpson		Gleason
Forbort		Schmalz
	Saunders	
	Gothberg	

~ Game 16 ~
Dec. 8, 2012

Grand Forks, N.D. (Ralph Engelstad Arena) North Dakota 6, Denver 3

Goals by Period	1	2	3	OT	F
#6 Denver	1	2	0	-	3
#9 North Dakota	1	3	2	-	6

1st period - 1, DEN, Grant Arnold/1 1:25. 2, UND, Rocco Grimaldi/6 (Drake Caggiula/5, Carter Rowney/5) 17:10. **Penalties** - Connor Gaarder, UND (roughing) 2:39; David Makowski, DEN (roughing) 2:39; Shawn Ostrow, DEN (interference) 3:41; Andrew MacWilliam, UND (charging) 6:25; Shawn Ostrow, DEN (roughing) 13:22; Brendan O'Donnell, UND (roughing) 13:22; Brendan O'Donnell, UND (facemasking) 13:22.

2nd period - 3, UND, Derek Forbort/4 (Rocco Grimaldi/7, Carter Rowney/6) 5:57 (pp). 4, UND, Carter Rowney/4 (Rocco Grimaldi/8, Joe Gleason/1) 7:21 (sh). 5, UND, Carter Rowney/5 (Rocco Grimaldi/9, Drake Caggiula/6) 15:29. 6, DEN, Ty Loney/3 16:17 (pp). 7, DEN, Joey LaLeggia/7 (Nolan Zajac/8, Chris Knowlton/8) 16:34 (pp). **Penalties** - Andrew Panzarella, UND (interference) :58; Scott Mayfield, DEN (roughing) 5:37; Danny Kristo, UND (roughing) 5:37; Scott Mayfield, DEN (holding) 5:37; David Makowski, DEN (holding) 6:22; Stephane Pattyn, UND (roughing) 6:22; Stephane Pattyn, UND (unsportsmanlike conduct) 6:22; Daniel Doremus, DEN (interference) 9:40; Dan Senkbeil, UND (checking from behind) 15:39; Dan Senkbeil, UND (game misconduct) 15:39; Shawn Ostrow, DEN (roughing) 19:55.

3rd period - 8, UND, Danny Kristo/6 (Corban Knight/12, Joe Gleason/1) 16:53. 9, UND, Corban Knight/5 (Mark MacMillan/6) 19:00 (empty net). **Penalties** - Dakota Mermis, DEN (cross-checking) 9:33; David Makowski, DEN (cross-checking) 14:49.

Shots on goal - DEN 6-9-8 23; UND 9-14-10 33.

Power plays - DEN 2 of 7; UND 1 of 6.

Penalties - DEN 10 (20 min); UND 10 (31 min).

Goalies - DEN, Sam Brittain 4-4-0 (59:37 minutes, 32 shots-27 saves), EMPTY NET (00:23, 0-0); UND, Clarke Saunders 6-3-3 (59:31, 23-20), EMPTY NET (00:29, 0-0).

A-11899 T-2:28

Three stars: 1. Rocco Grimaldi 2. Carter Rowney 3. Danny Kristo
Referee: Derek Shepherd **Linesman:** Marco Hunt; Nathan Freeman
Win-Clarke Saunders (6-3-3). **Loss**-Sam Brittain (4-4-0).
DU timeout at 16:53 of third period

LINEUP

MacMillan	Knight	Kristo
Caggiula	Rowney	Grimaldi
O'Donnell	St. Clair	Gaarder
Senkbeil	Pattyn	Rodwell
MacWilliam		Panzarella
Simpson		Gleason
Forbort		Schmalz
	Saunders	
	Gothberg	

~ Game 17 ~
Dec. 14, 2012

Houghton, Mich. (MacInnes Ice Arena) North Dakota 6, Michigan Tech 1

Goals by Period	1	2	3	OT	F
#8 North Dakota	2	3	1	-	6
Michigan Tech	0	1	0	-	1

1st period - 1, UND, Rocco Grimaldi/7 (Corban Knight/13, Joe Gleason/3) 14:57 (pp). 2, UND, Corban Knight/6 (Danny Kristo/10, Jordan Schmalz/3) 19:59. **Penalties** - Andrew MacWilliam, UND (boarding) 10:45; Dennis Rix, MTU (tripping) 13:06; Brendan O'Donnell, UND (trip) 15:35; Jacob Johnstone, MTU (slashing) 17:49.

2nd period - 3, MTU, Blake Pietila/10 (David Johnstone/9) 5:17. 4, UND, Joe Gleason/2 (Corban Knight/14, Dillon Simpson/6) 10:15 (pp). 5, UND, Danny Kristo/7 (Mark MacMillan/7, Joe Gleason/4) 16:17. 6, UND, Corban Knight/7 (Mark MacMillan/8, Danny Kristo/11) 19:39. **Penalties** - Derek Forbort, UND (hooking) 2:24; Andrew Panzarella, UND (cross-checking) 7:27; Walker Hyland, MTU (slashing) 8:23; Carl Nielsen, MTU (holding) 17:34.

3rd period - 7, UND, Derek Rodwell/1 (Dan Senkbeil/1, Stephane Pattyn/1) 7:12. **Penalties** - Danny Kristo, UND (boarding) 4:23; Steven Seigo, MTU (slashing) 12:55.

Shots on goal - UND 11-17-10 38; MTU 12-10-13 35.

Power plays - UND 2 of 5; MTU 0 of 5.

Penalties - UND 5 (10 min); MTU 5 (10 min).

Goalies - UND, Clarke Saunders 7-3-3 (60:00 minutes, 35 shots-34 saves); MTU, Jamie Phillips (20:00, 10-9), Kevin Genoe 3-2-3 (40:00, 28-23).

A-2649 T-2:20

Referee: Scott Bokal **Linesman:** Matt Ulwelling; Ed Moberg

Win-Clarke Saunders (7-3-3). **Loss**-Kevin Genoe (3-2-3).

LINEUP

Caggiula	Rowney	Grimaldi
MacMillan	Knight	Kristo
O'Donnell	St. Clair	Gaarder
Senkbeil	Pattyn	Rodwell
Forbort		Schmalz
MacWilliam		Panzarella
Simpson		Gleason
	Saunders	
	Gothberg	

~ Game 18 ~
Dec. 15, 2012

Houghton, Mich. (MacInnes Ice Arena) North Dakota 4, Michigan Tech 1

Goals by Period	1	2	3	OT	F
#8 North Dakota	2	2	0	-	4
Michigan Tech	1	0	0	-	1

1st period - 1, UND, Colten St. Clair/2 (Joe Gleason/5, Brendan O'Donnell/5) 1:30. 2, MTU, David Johnstone/4 (Juhhar Khaira/9, Ryan Furne/6) 1:58 (pp). 3, UND, Danny Kristo/8 (Nick Mattson/7, Corban Knight/15) 6:47. **Penalties** - Connor Gaarder, UND (unsportsmanlike conduct) 1:30; Chad Pietila, MTU (slashing) 2:50; Corban Knight, UND (interference) 2:54; Danny Kristo, UND (tripping) 19:51.

2nd period - 4, UND, Corban Knight/8 (Danny Kristo/12, Andrew MacWilliam/5) 6:20. 5, UND, Mark MacMillan/7 (Danny Kristo/13, Derek Forbort/6) 16:22. **Penalties** - Chad Pietila, MTU (slashing) 4:37; Brendan O'Donnell, UND (slashing) 4:37; Blake Hietala, MTU (unsportsmanlike conduct) 8:59; Dan Senkbeil, UND (unsportsmanlike conduct) 8:59; Derek Rodwell, UND (interference) 17:58; Derek Forbort, UND (tripping) 17:58; Team, MTU (too many men) 19:18.

3rd period - **Penalties** - Tommy Brown, MTU (high sticking) 1:39; David Johnstone, MTU (hooking) 6:05; Jimmy Davis, MTU (boarding) 8:00; Juhhar Khaira, MTU (tripping) 11:09; Andrew MacWilliam, UND (interference) 13:45; Alex Petan, MTU (slashing) 14:16; Derek Forbort, UND (unsportsmanlike conduct) 14:16.

Shots on goal - UND 12-16-16 44; MTU 12-10-10 32.

Power plays - UND 0 of 6; MTU 1 of 5.

Penalties - UND 9 (18 min); MTU 9 (18 min).

Goalies - UND, Clarke Saunders 8-3-3 (59:40 minutes, 32 shots-31 saves), EMPTY NET (00:20, 0-0); MTU, Kevin Genoe 3-3-3 (60:00, 44-40).

Penalty shots - [2nd 17:58] MTU Dennis Rix MISSED.

A-2702 T-2:25

Referee: Scott Bokal **Linesman:** Matt Ulwelling; Ed Moberg

Win-Clarke Saunders (8-3-3). **Loss**-Kevin Genoe (3-3-3).

LINEUP

MacMillan	Knight	Kristo
Caggiula	Rowney	Grimaldi
O'Donnell	Gaarder	St. Clair
Senkbeil	Pattyn	Rodwell
MacWilliam		Mattson
Simpson		Gleason
Forbort		Schmalz
	Saunders	
	Gothberg	

~ Game 19 ~
Jan. 4, 2013 (Subway Holiday Classic)

Grand Forks, N.D. (Ralph Engelstad Arena) North Dakota 5, Holy Cross 2

Goals by Period	1	2	3	OT	F
#20 Holy Cross	0	0	2	-	2
#7 North Dakota	3	2	0	-	5

1st period - 1, UND, Carter Rowney/6 (Mark MacMillan/9, Jordan Schmalz/4) 1:21 (pp). 2, UND, Corban Knight/9 (Danny Kristo/14, Dillon Simpson/7) 4:20 (pp). 3, UND, Corban Knight/10 (Dillon Simpson/8) 16:32. **Penalties** - Nunn, Brandon, HC (tripping) :27; McGrath, Ryan, HC (interference) 3:49; Joe Gleason, UND (boarding) 13:41.

2nd period - 4, UND, Michael Parks/1 (Corban Knight/16, Jordan Schmalz/5) 4:30. 5, UND, Danny Kristo/9 (Corban Knight/17) 17:58 (pp). **Penalties** - Youso, Jake, HC (tripping) 4:56; Youso, Jake, HC (hooking) 17:09; Domagala, Nathaniel, HC (hooking) 19:06.

3rd period - 6, HC, McNamara, Mike/5 (Youso, Jake/4, Bolton, Jake/2) 13:48. 7, HC, Sommer, Castan/4 (Schmidt, Adam/6, Domagala, Nathaniel/2) 18:43 (pp). **Penalties** - Andrew MacWilliam, UND (roughing) 11:08; Andrew MacWilliam, UND (slashing) 17:36.

Shots on goal - HC 4-6-5 15; UND 18-11-12 41.

Power plays - HC 1 of 3; UND 3 of 5.

Penalties - HC 5 (10 min); UND 3 (6 min).

Goalies - HC, Ginn, Matt 9-4-2 (59:56 minutes, 41 shots-36 saves), EMPTY NET (00:04, 0-0); UND, Clarke Saunders 9-3-3 (59:36, 15-13), EMPTY NET (00:24, 0-0).

A-10741 T-2:05

Three stars: 1. Corban Knight 2. Danny Kristo 3. Dillon Simpson
Referee: Tom Sterns **Linesman:** Matt Ulwelling; Nathan Freeman
Win-Clarke Saunders (9-3-3). **Loss**-Ginn, Matt (9-4-2).

LINEUP

Parks	Knight	Kristo
Caggiula	Rowney	Gaarder
MacMillan	MacMillan	O'Donnell
Senkbeil	Pattyn	St. Clair
MacWilliam		Mattson
Simpson		Gleason
Forbort		Schmalz
	Saunders	
	Gothberg	



Michael Parks crashes the net in UND's 5-2 win over 20th-ranked Holy Cross.



~ Game 20 ~
Jan. 5, 2013

Grand Forks, N.D. (Ralph Engelstad Arena)
North Dakota 3, Holy Cross 2

Goals by Period	1	2	3	OT	F
#20 Holy Cross	2	0	0	-	2
#7 North Dakota	1	0	2	-	3

1st period - 1, HC, Nunn, Brandon/8 (Zych, Evan/13, Nagy, Nilan/6) 3:23 (pp). 2, HC, Linsmayer, Rob/5 (Fletcher, Kyle/10, Nunn, Brandon/6) 13:05. 3, UND, Connor Gaarder/4 (Nick Mattson/8) 19:00.
Penalties - Brendan O'Donnell, UND (high sticking) 2:37; Beckman, Karl, HC (boarding) 8:36.
2nd period - Penalties - Michael Parks, UND (holding) 18:45.
3rd period - 4, UND, Michael Parks/2 (Corban Knight/18, Danny Kristo/15) 4:15 (pp). 5, UND, Danny Kristo/10 (Corban Knight/19, Joe Gleason/6) 14:37 (pp). **Penalties** - Bolton, Jake, HC (roughing) 3:46; Derek Forbort, UND (interference) 5:03; Beckman, Karl, HC (tripping) 6:11; Domagala, Nathaniel, HC (interference) 13:12; Sommer, Castan, HC (roughing) 15:20; Nick Mattson, UND (roughing) 15:20; Zych, Evan, HC (slashing) 19:15.
Shots on goal - HC 7-2-10 19; UND 10-13-14 37.
Power plays - HC 1 of 3; UND 2 of 5.
Penalties - HC 6 (12 min); UND 4 (8 min).
Goalies - HC, Ginn, Matt 9-5-2 (58:49 minutes, 37 shots-34 saves), EMPTY NET (01:11, 0-0); UND, Clarke Saunders 10-3-3 (59:55, 19-17), EMPTY NET (00:05, 0-0).
A-11587 T-2:00
Three stars: 1. Michael Parks 2. Corban Knight 3. Danny Kristo
Referee: Tom Stems **Linesman:** Matt Ulwelling; Nathan Freeman
Win-Clarke Saunders (10-3-3). **Loss**-Ginn, Matt (9-5-2). Holy Cross timeout at 18:38 of third period.

LINEUP		
Parks	Knight	Kristo
Caggiula	Rowney	Gaarder
MacMillan	MacMillan	O'Donnell
Senkbeil	Pattyn	St. Clair
Forbort	Schmaltz	
MacWilliam	Mattson	
Simpson	Gleason	
	Saunders	
	Gothberg	

~ Game 22 ~
Jan. 12, 2013

Grand Forks, N.D. (Ralph Engelstad Arena)
North Dakota 5, Colorado College 3

Goals by Period	1	2	3	OT	F
Colorado College	2	0	1	-	3
#7 North Dakota	1	2	2	-	5

1st period - 1, CC, Scott Winkler/11 (Jared Hanson/2, Archie Skalbeck/10) 3:13. 2, UND, Danny Kristo/12 (Mitch MacMillan/1, Derek Forbort/7) 5:17. 3, CC, Scott Winkler/12 (William Rapuzzi/16, Rylan Schwartz/19) 13:11 (pp). **Penalties** - Corban Knight, UND (roughing) 11:44; Michael Parks, UND (slashing) 16:45.
2nd period - 4, UND, Joe Gleason/3 (Corban Knight/21, Dillon Simpson/11) 8:02 (pp). 5, UND, Mitch MacMillan/1 (Danny Kristo/16) 13:22. **Penalties** - Scott Wamsanz, CC (holding) 7:31.
3rd period - 6, CC, Rylan Schwartz/11 (Eamonn McDermott/14, Mike Boivin/10) 5:13 (pp). 7, UND, Dan Senkbeil/1 (Danny Kristo/17, Jordan Schmaltz/6) 7:45. 8, UND, Danny Kristo/13 (Nick Mattson/9, Zane Gothberg/1) 18:54 (empty net). **Penalties** - Andrew MacWilliam, UND (tripping) 5:05; Jordan Schmaltz, UND (cross-checking) 11:15.
Shots on goal - CC 12-1-11 24; UND 4-15-12 31.
Power plays - CC 2 of 4; UND 1 of 1.
Penalties - CC 1 (2 min); UND 4 (8 min).
Goalies - CC, Josh Thorimbert 4-7-1 (58:41 minutes, 30 shots-26 saves), EMPTY NET (01:19, 0-0); UND, Zane Gothberg 3-2-0 (59:04, 24-21), EMPTY NET (00:56, 0-0).
A-11915 T-2:23
Three stars: 1. Danny Kristo 2. Mitch MacMillan 3. Dan Senkbeil
Referee: Todd Anderson **Linesman:** Brad Shepherd; Andy Dokken
Win-Zane Gothberg (3-2-0). **Loss**-Josh Thorimbert (4-7-1). CC timeout at 19:17 of third period.

LINEUP		
MacMillan	Knight	Kristo
Caggiula	Rowney	Parks
O'Donnell	MacMillan	Grimaldi
Senkbeil	Pattyn	Gleason
Forbort	Schmaltz	
MacWilliam	Mattson	
Simpson	Panzarella	
	Saunders	
	Gothberg	
	Maris	

~ Game 24 ~
Jan. 19, 2013

Minneapolis, Minn. (Mariucci Arena)
North Dakota 4, Minnesota 4

Goals by Period	1	2	3	OT	F
#6 North Dakota	1	2	1	0	4
#1 Minnesota	1	1	2	0	4

1st period - 1, UND, Danny Kristo/14 (Derek Forbort/12) 11:39. 2, MINN, Jake Parenteau/1 (Mark Alt/4, Christian Isackson/12) 12:50.
Penalties - Kyle Rau, MINN (roughing) 19:30; Andrew MacWilliam, UND (roughing) 19:30; Kyle Rau, MINN (slashing) 19:30; Andrew MacWilliam, UND (unsportsmanlike conduct) 19:30.
2nd period - 3, UND, Corban Knight/11 (Derek Rodwell/1) 9:34. 4, UND, Rocco Grimaldi/8 12:28. 5, MINN, Sam Warning/5 (Zach Budish/13, Nate Condon/14) 13:48. **Penalties** - Joe Gleason, UND (tripping) 2:02; Mark Alt, MINN (high sticking) 5:27; Michael Parks, UND (holding) 6:21; Nate Schmidt, MINN (cross-checking) 6:21; Mark MacMillan, UND (hooking) 6:31; Danny Kristo, UND (tripping) 16:53.
3rd period - 6, UND, Drake Caggiula/6 (Rocco Grimaldi/11, Joe Gleason/8) 7:20. 7, MINN, Nick Bjugstad/13 (Erik Haula/19) 11:10. 8, MINN, Nate Condon/9 (Zach Budish/14) 17:02. **Penalties** -
OT period - Penalties -
Shots on goal - UND 5-8-13-0 26; MINN 13-8-13-1 35.
Power plays - UND 0 of 1; MINN 0 of 3.
Penalties - UND 6 (12 min); MINN 4 (8 min).
Goalies - UND, Zane Gothberg (65:00 minutes, 35 shots-31 saves); MINN, Adam Wilcox (65:00, 26-22).
A-10256 T-2:40
Three stars: 1. Nate Condon 2. Rocco Grimaldi 3. Jordan Schmaltz
Referee: Derek Shepherd **Linesman:** Marco Hunt; Nick Bradshaw
North Dakota-Zane Gothberg (3-2-1). **Minnesota**-Adam Wilcox (16-2-4). UND timeout at 13:22 of second period. UM timeout at 3:53 of OT period.

LINEUP		
Mark MacMillan	Rowney	Parks
Mitch MacMillan	Knight	Kristo
Caggiula	Pattyn	Grimaldi
Senkbeil	St. Clair	Rodwell
	MacWilliam	Mattson
	Simpson	Gleason
	Forbort	Schmaltz
	Gothberg	
	Saunders	

~ Game 21 ~
Jan. 11, 2013

Grand Forks, N.D. (Ralph Engelstad Arena)
Colorado College 4, North Dakota 3

Goals by Period	1	2	3	OT	F
Colorado College	2	1	1	-	4
#7 North Dakota	1	1	1	-	3

1st period - 1, CC, Jordan DiGiandro/1 (Peter Stoykewych/5) 2:54. 2, UND, Danny Kristo/11 (Dillon Simpson/9, Corban Knight/20) 8:45 (pp). 3, CC, Archie Skalbeck/8 (Scott Winkler/11, Joe Marciano/5) 9:33. **Penalties** - Rylan Schwartz, CC (roughing) 7:55; Carter Rowney, UND (cross-checking) 7:55; Alex. Krushelnyski, CC (tripping) 8:20; Eamonn McDermott, CC (cross-checking) 11:39; Mark MacMillan, UND (o-tripping) 12:20; Mike Boivin, CC (checking from behind) 16:22; Mike Boivin, CC (game misconduct) 16:22.
2nd period - 4, UND, Nick Mattson/2 (Carter Rowney/7, Rocco Grimaldi/10) 13:29. 5, CC, William Rapuzzi/12 (Rylan Schwartz/18, Eamonn McDermott/13) 19:22 (pp). **Penalties** - Alex. Krushelnyski, CC (roughing) 9:35; Corban Knight, UND (roughing) 9:35; Michael Parks, UND (facemasking) 9:35; Michael Parks, UND (game misconduct) 9:35; Eamonn McDermott, CC (hooking) 11:20; TEAM, CC (too many players on ice) 13:22; Scott Wamsanz, CC (roughing) 17:29; Colten St. Clair, UND (slashing) 17:29; Danny Kristo, UND (slashing) 18:09.
3rd period - 6, UND, Mark MacMillan/8 (Joe Gleason/7, Dillon Simpson/10) 2:44. 7, CC, Jeff Collett/2 (Scott Wamsanz/2, Andrew Hamburg/4) 12:56. **Penalties** - Andrew MacWilliam, UND (roughing) 16:50.
Shots on goal - CC 13-11-11 35; UND 11-8-12 31.
Power plays - CC 1 of 4; UND 1 of 4.
Penalties - CC 9 (29 min); UND 8 (27 min).
Goalies - CC, Joe Howe 5-6-1 (60:00 minutes, 31 shots-28 saves); UND, Clarke Saunders 10-4-3 (59:14, 35-31), EMPTY NET (00:46, 0-0).
A-11571 T-2:30
Three stars: 1. Jeff Collett 2. Mark MacMillan 3. William Rapuzzi
Referee: Todd Anderson **Linesman:** Brad Shepherd; Andy Dokken
Win-Joe Howe (5-6-1). **Loss**-Clarke Saunders (10-4-3).

LINEUP		
Parks	Knight	Kristo
Caggiula	Rowney	Grimaldi
Mitch MacMillan	Mark MacMillan	Gaarder
Senkbeil	Pattyn	St. Clair
MacWilliam	Mattson	
Simpson	Gleason	
Forbort	Schmaltz	
	Saunders	
	Gothberg	

~ Game 23 ~
Jan. 18, 2013

Minneapolis, Minn. (Mariucci Arena)
Minnesota 5, North Dakota 1

Goals by Period	1	2	3	OT	F
#6 North Dakota	0	1	0	-	1
#1 Minnesota	0	2	3	-	5

1st period - Penalties - Drake Caggiula, UND (boarding) 2:40; Stephane Pattyn, UND (roughing) 7:32; Mike Reilly, MINN (roughing) 7:32; Andrew MacWilliam, UND (roughing) 12:32; Nick Bjugstad, MINN (roughing) 12:32; Mitch MacMillan, UND (slashing) 15:53.
2nd period - 1, UND, Michael Parks/3 (Corban Knight/22, Dillon Simpson/12) 3:34 (pp). 2, MINN, Zach Budish/8 (Sam Warning/11, Nate Condon/12) 6:06. 3, MINN, Ben Marshall/5 (Seth Ambroz/6, Nate Condon/13) 19:54 (pp). **Penalties** - Jake Parenteau, MINN (holding) 2:54; Brady Skjei, MINN (cross-checking) 7:17; Seth Helgeson, MINN (cross-checking) 16:40; Andrew MacWilliam, UND (slashing) 18:56.
3rd period - 4, MINN, Nate Schmidt/4 (Erik Haula/18, Nick Bjugstad/11) 6:03. 5, MINN, Nate Condon/8 15:24 (sh). 6, MINN, Erik Haula/10 (Nick Bjugstad/12, Seth Ambroz/7) 16:55 (empty net). **Penalties** - Derek Forbort, UND (hooking) 3:19; Tom Serratore, MINN (interference) 13:51; Corban Knight, UND (roughing) 16:55; Corban Knight, UND (roughing) 16:55; Seth Helgeson, MINN (roughing) 16:55; Seth Helgeson, MINN (roughing) 16:55; Andrew MacWilliam, UND (charging) 18:53; Stephane Pattyn, UND (10-minute misconduct) 18:53.
Shots on goal - UND 5-10-10 25; MINN 8-11-8 27.
Power plays - UND 1 of 4; MINN 1 of 5.
Penalties - UND 10 (28 min); MINN 8 (16 min).
Goalies - UND, Clarke Saunders 11-4-3 (58:44 minutes, 26 shots-22 saves), EMPTY NET (01:16, 0-0); MINN, Adam Wilcox 16-2-3 (59:51, 25-24), EMPTY NET (00:09, 0-0).
A-10318 T-2:30
Three stars: 1. Nate Condon 2. Adam Wilcox 3. Ben Marshall
Referee: Derek Shepherd **Linesman:** Marco Hunt; Nick Bradshaw
Win-Adam Wilcox (16-2-3). **Loss**-Clarke Saunders (11-4-3).

LINEUP		
Mitch MacMillan	Knight	Kristo
Mark MacMillan	Rowney	Parks
Caggiula	Pattyn	Grimaldi
Senkbeil	Gaarder	Rodwell
MacWilliam	Simpson	Gleason
Forbort	Schmaltz	Panzarella
	Saunders	
	Gothberg	

~ Game 27 ~
Jan. 25, 2013

Grand Forks, N.D. (Ralph Engelstad Arena)
St. Cloud State 3, North Dakota 1

Goals by Period	1	2	3	OT	F
#16 St. Cloud State	2	0	1	-	3
#5 North Dakota	0	0	1	-	1

1st period - 1, SCSU, Jonny Brodzinski/10 (Jimmy Murray/5, Ethan Prow/8) 4:15. 2, SCSU, Ben Hanowski/9 (Kalle Koskila/11, Kevin Gravel/6) 16:36. **Penalties** -
2nd period - Penalties - David Morley, SCSU (roughing) 15:40; Mark MacMillan, UND (roughing) 15:40.
3rd period - 3, SCSU, Jonny Brodzinski/11 (Nic Dowd/16, Jimmy Murray/6) 7:35. 4, UND, Rocco Grimaldi/9 (Carter Rowney/8, Zane Gothberg/2) 13:49 (pp). **Penalties** - Jordan Schmaltz, UND (tripping) 1:23; Derek Forbort, UND (slashing) 8:15; Joey Benik, SCSU (tripping) 12:30.
Shots on goal - SCSU 7-11-15 33; UND 3-5-8 16.
Power plays - SCSU 0 of 2; UND 1 of 1.
Penalties - SCSU 2 (4 min); UND 3 (6 min).
Goalies - SCSU, Ryan Faragher 14-8-0 (58:10 minutes, 16 shots-15 saves), EMPTY NET (00:04, 0-0); UND, Zane Gothberg 3-3-1 (58:14, 33-30).
Penalty shots - None.
A-11821 T-2:15
Three stars: 1. Jonny Brodzinski 2. Ben Hanowski 3. Rocco Grimaldi
Referee: Craig Welker **Linesman:** Brett Klosowski; Andy Carton
Win-Ryan Faragher (14-8-0). **Loss**-Zane Gothberg (3-3-1). SCSU timeout at 10:20 of third period. UND timeout at 19:10 of third period.

LINEUP		
Mitch MacMillan	Knight	Kristo
Mark MacMillan	Rowney	Parks
Caggiula	Pattyn	Grimaldi
Senkbeil	St. Clair	Rodwell
MacWilliam	Forbort	Gleason
Simpson	Schmaltz	Panzarella
	Gothberg	
	Saunders	



~ Game 26 ~
Jan. 26, 2013

Grand Forks, N.D. (Ralph Engelstad Arena)
North Dakota 2, St. Cloud State 2

Goals by Period table with columns 1, 2, 3, OT, F and rows for #16 St. Cloud State and #5 North Dakota.

1st period - 1, SCSU, Ben Hanowski/10 (David Morley/7, Kalle Kossila/12) 3:08 (pp). 2, UND, Danny Kristo/15 (Corban Knight/23) 5:02 (sh). 3, UND, Corban Knight/12 (Danny Kristo/18, Michael Parks/1) 15:45. Penalties - Nic Dowd, SCSU (roughing) 2:09; Stephanie Pattyn, UND (roughing) 2:09; Stephanie Pattyn, UND (roughing) 2:09; Nick Mattson, UND (cross-checking) 3:58; Drew LeBlanc, SCSU (hooking) 8:07; Jimmy Murray, SCSU (tripping) 13:35. 2nd period - 4, SCSU, Ben Hanowski/11 (Drew LeBlanc/28, Jonny Brodzinski/9) 1:59. Penalties - Jimmy Murray, SCSU (roughing) 1:59; Corban Knight, UND (slashing) 1:59; Jordan Schmaltz, UND (hooking) 1:59; Jimmy Murray, SCSU (slashing) 11:18; Stephanie Pattyn, UND (holding) 13:50. 3rd period - Penalties - OT period - Penalties - Shots on goal - SCSU 8-4-5-1 18; UND 15-9-9-3 36. Power plays - SCSU 1 of 4; UND 0 of 3. Penalties - SCSU 5 (10 min); UND 6 (12 min). Goals - SCSU, Ryan Faragher (64:45 minutes, 36 shots-34 saves), EMPTY NET (00:15, 0-0); UND, Clarke Saunders (65:00, 18-16). A-11937 T-2:35. Three stars: 1. Danny Kristo 2. Ben Hanowski 3. Corban Knight Referee: Brett Klosowski Linesman: Craig Welker; Nathan Freeman St. Cloud State-Ryan Faragher (14-8-1). North Dakota-Clarke Saunders (10-5-4). SCSU timeout at 14:22 of third period.

LINEUP table for Game 26 listing players for Mark MacMillan, Kristo, Senkbeil, Chyzyk, MacWilliam, Forbort, Mattson, Rowney, Knight, Pattyn, Gaarder, Saunders, Gothberg, Parks, Grimaldi, St. Clair, Caggiula, Simpson, Schmaltz, Gleason.

~ Game 27 ~
Feb. 1, 2013

Grand Forks, N.D. (Ralph Engelstad Arena)
North Dakota 1, Wisconsin 1

Goals by Period table with columns 1, 2, 3, OT, F and rows for #19 Wisconsin and #7 North Dakota.

1st period - Penalties - Brendan Woods, UW (roughing) 10:42; Colten St. Clair, UND (roughing) 10:42; Mark Zengerle, UW (hooking) 18:27. 2nd period - 1, UND, Danny Kristo/16 (Dillon Simpson/13, Joe Gleason/9):25 (pp). 2, UW, Michael Mersch/16 (Mark Zengerle/10, Joseph LaBate/7):38. Penalties - John Ramage, UW (tripping) 2:10; Tyler Barnes, UW (holding) 8:35; Frankie Simonelli, UW (roughing) 19:58; Rocco Grimaldi, UND (roughing) 19:58; Frankie Simonelli, UW (roughing) 19:58; Rocco Grimaldi, UND (roughing) 19:58; Corban Knight, UND (roughing) 20:00; Jefferson Dahl, UW (roughing) 20:00; Jake McCabe, UW (roughing) 20:00; Andrew MacWilliam, UND (roughing) 20:00; Andrew MacWilliam, UND (roughing) 20:00; Jake McCabe, UW (roughing) 20:00; Andrew MacWilliam, UND (10-minute misconduct) 20:00; Jake McCabe, UW (10-minute misconduct) 20:00. 3rd period - Penalties - Stephanie Pattyn, UND (holding) 1:35; Colten St. Clair, UND (roughing) 13:30; Chase Drake, UW (roughing) 13:30; Colten St. Clair, UND (roughing) 13:30; Chase Drake, UW (roughing) 13:30; Colten St. Clair, UND (10-minute misconduct) 13:30; Chase Drake, UW (10-minute misconduct) 13:30; Drake Caggiula, UND (checking from behind) 13:30; Drake Caggiula, UND (game misconduct) 13:30. OT period - Penalties - Mark MacMillan, UND (roughing) 1:23; Kevin Schulze, UW (holding) 3:19. Shots on goal - UW 7-9-10-4 30; UND 7-11-4-0 22. Power plays - UW 0 of 3; UND 1 of 4. Penalties - UW 14 (44 min); UND 14 (55 min). Goals - UW, Landon Peterson (65:00 minutes, 22 shots-21 saves); UND, Zane Gothberg (64:45, 30-29), EMPTY NET (00:15, 0-0). A-11864 T-2:40. Three stars: 1. Danny Kristo 2. Zane Gothberg 3. Michael Mersch Referee: Tom Sterns Linesman: Matt Ulwelling; Nathan Freeman Wisconsin-Landon Peterson (5-2-3). North Dakota-Zane Gothberg (3-3-2). UW timeout at 16:57 of third period. UND timeout at 3:19 of third period.

LINEUP table for Game 26 listing players for Kristo, Mark MacMillan, Senkbeil, Caggiula, MacWilliam, Forbort, Mattson, Knight, Rowney, Pattyn, Gaarder, Grimaldi, Parks, Rodwell, St. Clair, Simpson, Schmaltz, Gleason, Gothberg, Saunders.

~ Game 28 ~
Feb. 2, 2013

Grand Forks, N.D. (Ralph Engelstad Arena)
North Dakota 4, Wisconsin 1

Goals by Period table with columns 1, 2, 3, OT, F and rows for #19 Wisconsin and #7 North Dakota.

1st period - 1, UND, Mark MacMillan/9 (Rocco Grimaldi/12, Jordan Schmaltz/7):45 (pp). 2, UND, Joe Gleason/4 (Corban Knight/24, Danny Kristo/19) 13:24 (pp). Penalties - Frankie Simonelli, UND (interference) :30; Andrew MacWilliam, UND (checking from behind) :51; Ryan Little, UW (kneeing) 11:48; Eddie Wittchow, UW (interference) 16:01. 2nd period - 3, UND, Michael Parks/4 (Carter Rowney/9, Dillon Simpson/14) 8:17. 4, UND, Michael Parks/5 (Carter Rowney/10, Rocco Grimaldi/13) 16:18. Penalties - Michael Parks, UND (tripping) 5:26; Brendan Woods, UW (roughing) 8:17; Dan Senkbeil, UND (roughing) 11:06; Derek Rodwell, UND (high sticking) 19:48. 3rd period - 5, UW, Mark Zengerle/5 (Joseph LaBate/8, Nic Kerdiles/8) 13:30. Penalties - Eddie Wittchow, UW (roughing) 3:43; Joseph LaBate, UW (high sticking) 6:24; Corban Knight, UND (slashing) 6:24; Joseph LaBate, UW (cross-checking) 10:09; John Ramage, UW (cross-checking) 13:53; Joe Faust, UW (holding) 16:41; Derek Rodwell, UND (cross-checking) 19:01; Derek Rodwell, UND (roughing) 19:01; Eddie Wittchow, UW (roughing) 19:01; Derek Rodwell, UND (roughing) 19:01; Eddie Wittchow, UW (roughing) 19:01; Derek Rodwell, UND (roughing) 19:01; Eddie Wittchow, UW (roughing) 19:01; Dan Senkbeil, UND (roughing) 19:01; Sean Little, UW (roughing) 19:01; Dan Senkbeil, UND (10-minute misconduct) 19:01; Sean Little, UW (10-minute misconduct) 19:01; Stephanie Pattyn, UND (unsportsmanlike conduct) 19:01; Michael Mersch, UW (unsportsmanlike conduct) 19:01. Shots on goal - UW 4-11-7 22; UND 13-10-6 29. Power plays - UW 0 of 5; UND 2 of 8. Penalties - UW 16 (56 min); UND 13 (50 min). Goals - UW, Landon Peterson 5-3-3 (59:45 minutes, 29 shots-25 saves), EMPTY NET (00:15, 0-0); UND, Zane Gothberg 4-3-2 (59:44, 22-21), EMPTY NET (00:16, 0-0). A-11962 T-2:20. Three stars: 1. Michael Parks 2. Zane Gothberg 3. Danny Kristo Referee: Tom Sterns Linesman: Matt Ulwelling; Nathan Freeman Win-Zane Gothberg (4-3-2). Loss-Landon Peterson (5-3-3).

LINEUP table for Game 28 listing players for Grimaldi, Caggiula, Mitch MacMillan, Senkbeil, MacWilliam, Forbort, Mattson, Knight, Rowney, Pattyn, Simpson, Schmaltz, Gleason, Gothberg, Saunders, Kristo, Parks, St. Clair, Rodwell.

~ Game 29 ~
Feb. 8, 2013

Omaha, Neb. (CenturyLink Center)
North Dakota 2, Nebraska Omaha 1

Goals by Period table with columns 1, 2, 3, OT, F and rows for #7 North Dakota and #14 Nebraska Omaha.

1st period - 1, UNO, Ryan Walters/17 (Zahn Raubenheimer/9, Josh Archibald/16) 7:53. 2, UND, Rocco Grimaldi/10 (Corban Knight/25, Danny Kristo/20) 9:00. Penalties - Joe Gleason, UND (tripping) 3:31; Andrej Sustr, UNO (roughing atw) 17:20; Stephanie Pattyn, UND (roughing atw) 17:20; Brent Gwidt, UNO (tripping) 18:37. 2nd period - 3, UND, Danny Kristo/17 (Carter Rowney/11, Corban Knight/26) 11:34. Penalties - Tony Turgeon, UNO (contact to the head) 2:00; Tony Turgeon, UNO (game misconduct) 2:00; Tony Turgeon, UNO (cross-checking) 2:00; Andrew MacWilliam, UND (unsportsmanlike conduct - diving) 2:00; Carter Rowney, UND (slashing) 9:17; Derek Forbort, UND (interference) 17:54. 3rd period - Penalties - Jordan Schmaltz, UND (high sticking) 12:34; Brian O'Rourke, UNO (roughing atw) 18:04; Andrew MacWilliam, UND (roughing atw) 18:04. Shots on goal - UND 14-15-7 36; UNO 14-6-14 34. Power plays - UND 0 of 2; UNO 0 of 4. Penalties - UND 7 (14 min); UNO 6 (23 min). Goals - UND, Zane Gothberg 4-3-2 (60:00 minutes, 34 shots-33 saves); UNO, Dayn Belfour 0-1-0 (59:17, 36-34), EMPTY NET (00:43, 0-0). A-9487 T-2:30. Three stars: 1. Danny Kristo 2. Ryan Walters 3. Zane Gothberg Referee: Don Adam Linesman: Todd Anderson; Chad Evers Win-Zane Gothberg (4-3-2). Loss-Dayn Belfour (0-1-0).

LINEUP table for Game 29 listing players for Grimaldi, Caggiula, Mitch MacMillan, Senkbeil, MacWilliam, Forbort, Mattson, Rowney, Knight, Rowney, Pattyn, Simpson, Schmaltz, Gleason, Gothberg, Saunders, Kristo, Parks, St. Clair, Rodwell.

~ Game 30 ~
Feb. 9, 2013

Omaha, Neb. (TD Ameritrade Park)
North Dakota 5, Nebraska Omaha 2

Goals by Period table with columns 1, 2, 3, OT, F and rows for #7 North Dakota and #14 Nebraska Omaha.

1st period - 1, UND, Jordan Schmaltz/2 (Nick Mattson/10, Carter Rowney/12) 6:51 (pp). 2, UND, Nick Mattson/3 (Rocco Grimaldi/14) 9:19. 3, UND, Mitch MacMillan/2 (Dillon Simpson/15, Andrew MacWilliam/6) 10:32. Penalties - Michael Parks, UND (hooking) 3:30; TEAM, UNO (too many players on ice) 5:18; Dominic Zombo, UNO (cross-checking) 8:32; Corban Knight, UND (cross-checking) 8:32; Dominic Zombo, UNO (cross-checking) 15:00. 2nd period - 4, UND, Corban Knight/13 (Andrew MacWilliam/7, Danny Kristo/21) 19:16. Penalties - Josh Archibald, UNO (grasping the facemask) 10:47; Josh Archibald, UNO (roughing) 10:47; Rocco Grimaldi, UND (roughing) 10:47; Andrew MacWilliam, UND (holding) 16:39; Colten St. Clair, UND (charging) 19:00; Andrej Sustr, UNO (high sticking) 19:00. 3rd period - 5, UNO, Josh Archibald/16 (Michael Young/10, Bryce Aneloski/12) 7:39 (pp). 6, UNO, Dominic Zombo/10 (Bryce Aneloski/13, Ryan Walters/25) 10:01. 7, UND, Danny Kristo/18 (Corban Knight/27) 18:42. Penalties - Nick Mattson, UND (holding) 6:36; Brian O'Rourke, UNO (checking from behind) 20:00; Brian O'Rourke, UNO (game misconduct) 20:00. Shots on goal - UND 8-8-11 27; UNO 8-8-15 31. Power plays - UND 1 of 3; UNO 1 of 3. Penalties - UND 6 (12 min); UNO 8 (27 min). Goals - UND, Zane Gothberg 4-3-2 (60:00 minutes, 31 shots-29 saves); UNO, Dayn Belfour (48:25, 22-20), John Faulkner 14-6-2 (10:32, 5-2), EMPTY NET (01:03, 0-0). A-13650 T-2:50. Three stars: 1. Danny Kristo 2. Josh Archibald 3. Corban Knight Referee: Don Adam Linesman: Todd Anderson; Chad Evers Win-Zane Gothberg (4-3-2). Loss-John Faulkner (14-6-2). Mutual of Omaha Battles on Ice (outdoors)

LINEUP table for Game 30 listing players for Grimaldi, Caggiula, Mitch MacMillan, Senkbeil, MacWilliam, Forbort, Mattson, Knight, Rowney, Pattyn, Simpson, Schmaltz, Gleason, Gothberg, Saunders, Kristo, Parks, St. Clair, Rodwell.



~ Game 31 ~

Feb. 22, 2013

**Denver, Colo. (Magness Arena)
Denver 5, North Dakota 4**

Goals by Period	1	2	3	OT	F
#6 North Dakota	1	2	1	-	4
#10 Denver	1	3	1	-	5

1st period - 1, UND, Rocco Grimaldi/11 (Nick Mattson/11) 2:59. 2, DEN, Zac Larraza/8 (Ty Loney/9) 5:48. **Penalties** - Paul Phillips, DEN (slashing) :37; David Makowski, DEN (cch roughing) 3:14; Derek Forbort, UND (holding) 10:09; Dan Senkbeil, UND (cross-checking) 17:07.

2nd period - 3, UND, Carter Rowney/7 (Drake Caggiula/7, Derek Forbort/9) 1:08. 4, DEN, Chris Knowlton/13 (Paul Phillips/6, David Makowski/17) 3:43 (pp). 5, DEN, Daniel Doremus/9 4:08. 6, DEN, Joey LaLeggia/11 (Quentin Shore/8, Ty Loney/10) 7:56 (pp). 7, UND, Corban Knight/14 (Joe Gleason/10, Danny Kristo/22) 9:22 (pp). **Penalties** - Jordan Schmaltz, UND (interference) 2:41; Scott Mayfield, DEN (unsportsmanlike conduct) 5:08; Michael Parks, UND (interference) 6:16; Quentin Shore, DEN (boarding) 9:10; Zac Larraza, DEN (tripping) 13:26; Nolan Zajac, DEN (holding) 18:27.

3rd period - 8, DEN, Nick Shore/12 (Chris Knowlton/13, Daniel Doremus/10) 3:45. 9, UND, Danny Kristo/19 (Corban Knight/28) 8:29 (sh). **Penalties** - Chris Knowlton, DEN (hooking) 5:11; Rocco Grimaldi, UND (holding) 7:38; Scott Mayfield, DEN (slashing) 11:55; Corban Knight, UND (slashing) 11:55; David Makowski, DEN (roughing) 13:21; Danny Kristo, UND (roughing) 13:21.

Shots on goal - UND 9-13-17 39; DEN 17-16-8 41.

Power plays - UND 1 of 7; DEN 2 of 5.

Penalties - UND 7 (14 min); DEN 9 (18 min).

Goalies - UND, Zane Gothberg (24:08 minutes, 25 shots-22 saves), Clarke Saunders 10-6-4 (35:04, 16-14), EMPTY NET (00:48, 0-0); DEN, Juho Olkinuora 10-3-5 (60:00, 39-35).

A-6031 T-2:50

Three stars: 1. Chris Knowlton 2. Juho Olkinuora 3. Corban Knight

Referee: Brian Thul **Linesman:** Scott Bokal; Tim Swaidar

Win: Juho Olkinuora (10-3-5). **Loss:** Clarke Saunders (10-6-4).

LINEUP

Grimaldi	Knight	Kristo
Caggiula	Rowney	Parks
Mitch MacMillan	Mark MacMillan	O'Donnell
Senkbeil	Pattyn	St. Clair
MacWilliam	Simpson	
Forbort	Schmaltz	
Mattson	Gleason	
	Gothberg	
	Saunders	

~ Game 32 ~

Feb. 23, 2013

**Denver, Colo. (Magness Arena)
North Dakota 6, Denver 1**

Goals by Period	1	2	3	OT	F
#6 North Dakota	3	1	2	-	6
#10 Denver	1	0	0	-	1

1st period - 1, DEN, Ty Loney/6 (Nolan Zajac/17, Nick Shore/16) 8:50 (pp). 2, UND, Danny Kristo/20 (Corban Knight/29, Dillon Simpson/16) 10:34. 3, UND, Carter Rowney/8 (Mark MacMillan/10, Rocco Grimaldi/15) 18:24 (pp). 4, UND, Rocco Grimaldi/12 (Danny Kristo/23, Dillon Simpson/17) 19:48.

Penalties - Drake Caggiula, UND (hooking) 7:49; Joey LaLeggia, DEN (holding) 12:48; Matt Tabrum, DEN (cross-checking) 16:44.

2nd period - 5, UND, Mark MacMillan/10 (Carter Rowney/13, Jordan Schmaltz/8) 19:59 (pp). **Penalties** - Jordan Schmaltz, UND (slashing) :21; Andrew MacWilliam, UND (interference) 2:30; Corban Knight, UND (tripping) 6:57; TEAM, UND (too many players on ice) 11:26; Scott Mayfield, DEN (interference) 14:10; Daniel Doremus, DEN (game misconduct) 16:56; Daniel Doremus, DEN (checking from behind) 16:56.

3rd period - 6, UND, Michael Parks/6 (Mark MacMillan/11, Drake Caggiula/8) 12:43. 7, UND, Dillon Simpson/3 (Nick Mattson/11, Colten St. Clair/3) 19:20 (pp). **Penalties** - Andrew MacWilliam, UND (interference) 2:46; Josiah Didier, DEN (roughing) 6:12; Danny Kristo, UND (roughing) 6:12; Stephane Pattyn, UND (cross-checking) 9:19; Ty Loney, DEN (slashing) 15:27; Matt Tabrum, DEN (boarding) 17:57; Josiah Didier, DEN (slashing) 19:20; Scott Mayfield, DEN (holding) 19:51; Scott Mayfield, DEN (10-minute misconduct) 19:51.

Shots on goal - UND 8-13-16 37; DEN 7-16-6 29.

Power plays - UND 3 of 9; DEN 1 of 7.

Penalties - UND 8 (16 min); DEN 12 (43 min).

Goalies - UND, Clarke Saunders 11-6-4 (59:17 minutes, 29 shots-28 saves), EMPTY NET (00:43, 0-0); DEN, Sam Brittain (39:56, 29-26), Juho Olkinuora 10-4-5 (20:00, 8-5), EMPTY NET (00:04, 0-0).

A-6049 T-2:35

Three stars: 1. Danny Kristo 2. Clarke Saunders 3. Mark MacMillan

Referee: Scott Bokal **Linesman:** Brian Thul; Gary Pedigo

Win: Clarke Saunders (11-6-4). **Loss:** Juho Olkinuora (10-4-5).

LINEUP

Caggiula	Rowney	Parks
Grimaldi	Knight	Kristo
Mitch MacMillan	Mark MacMillan	Gaarder
O'Donnell	Pattyn	St. Clair
Forbort	Schmaltz	
MacWilliam	Simpson	
Mattson	Gleason	
	Saunders	
	Gothberg	

~ Game 33 ~

March 1, 2012

**Grand Forks, N.D. (Ralph Engelstad Arena)
North Dakota 4, Bemidji State 2**

Goals by Period	1	2	3	OT	F
Bemidji State	0	1	1	-	2
#6 North Dakota	0	1	3	-	4

1st period - **Penalties** - TEAM, UND (too many players on ice) 12:49; Brady Wacker, BSU (holding) 16:27.

2nd period - 1, BSU, Cory Ward/6 (Brance Orban/13, Danny Mattson/14) 5:39. 2, UND, Mark MacMillan/11 (Mitch MacMillan/2, Jordan Schmaltz/9) 5:54. **Penalties** - Andrew MacWilliam, UND (cross-checking) 13:04.

3rd period - 3, UND, Mitch MacMillan/3 (Mark MacMillan/12, Andrew MacWilliam/8) 2:42. 4, UND, Joe Gleason/5 (Corban Knight/30, Danny Kristo/24) 14:39. 5, UND, Mark MacMillan/12 (Rocco Grimaldi/16, Andrew MacWilliam/9) 18:22 (empty net). 6, BSU, Radoslav Illo/4 (Cory Ward/5) 19:24. **Penalties** - Jake Areshenko, BSU (holding) 15:58; Rocco Grimaldi, UND (slashing) 15:58.

Shots on goal - BSU 6-2-11 19; UND 9-10-10 28.

Power plays - BSU 0 of 2; UND 0 of 1.

Penalties - BSU 2 (4 min); UND 3 (6 min).

Goalies - BSU, Andrew Walsh 5-11-5 (59:14 minutes, 27 shots-24 saves), EN (00:46, 0-0); UND, Clarke Saunders 12-6-4 (60:00, 19-17).

A-11944 T-2:23

Three stars: 1. Mark MacMillan 2. Mitch MacMillan 3. Clarke Saunders

Referee: Todd Anderson **Linesman:** Brad Shepherd; Andy Dokken

Win: Clarke Saunders (12-6-4). **Loss:** Andrew Walsh (5-11-5).

BSU timeout at 17:26 of third period.

LINEUP

Grimaldi	Knight	Kristo
Caggiula	Rowney	Parks
Mitch MacMillan	Mark MacMillan	Gaarder
Rodwell	Pattyn	St. Clair
MacWilliam	Simpson	
Forbort	Schmaltz	
Mattson	Gleason	
	Saunders	
	Gothberg	

~ Game 34 ~

March 2, 2013

**Grand Forks, N.D. (Ralph Engelstad Arena)
North Dakota 2, Bemidji State 2**

Goals by Period	1	2	3	OT	F
Bemidji State	1	1	0	0	2
#6 North Dakota	0	1	1	0	2

1st period - 1, BSU, Phil Brewer/3 (Markus Gerbrandt/1, Mitch Cain/1) 3:23. **Penalties** - Corban Knight, UND (hooking) 19:42.

2nd period - 2, UND, Mitch MacMillan/4 (Connor Gaarder/6, Joe Gleason/11) 4:10. 3, BSU, Danny Mattson/4 (Sam Rendle/5, Cory Ward/6) 12:27. **Penalties** - Matt Carlson, BSU (holding) 5:46.

3rd period - 4, UND, Jordan Schmaltz/3 (Carter Rowney/14, Rocco Grimaldi/17) 8:37 (pp). **Penalties** - Phil Brewer, BSU (holding the stick) 4:42; Jordan George, BSU (slashing) 8:13.

OT period - **Penalties** -

Shots on goal - BSU 6-5-6-1 18; UND 5-9-14-2 30.

Power plays - BSU 0 of 1; UND 1 of 3.

Penalties - BSU 3 (6 min); UND 1 (2 min).

Goalies - BSU, Andrew Walsh (65:00 minutes, 30 shots-28 saves);

UND, Zane Gothberg (64:46, 18-16), EMPTY NET (00:14, 0-0).

Penalty shots - None.

A-12177 T-2:28

Three stars: 1. Jordan Schmaltz 2. Danny Mattson 3. Mitch MacMillan

Referee: Todd Anderson **Linesman:** Brad Shepherd; Andy Dokken

Bemidji State: Andrew Walsh (5-11-6). **North Dakota:** Zane

Gothberg (5-3-3).

BSU timeout at 10:14 of first period.

LINEUP

Rowney	Knight	Kristo
Caggiula	Grimaldi	Parks
Mitch MacMillan	MacMillan	Gaarder
Rodwell	Pattyn	St. Clair
MacWilliam	Gleason	
Mattson	Simpson	
Forbort	Schmaltz	
	Gothberg	
	Saunders	

~ Game 35 ~

March 8, 2013

**Mankato, Minn. (Verizon Wireless Center)
North Dakota 4, Minnesota State 3**

Goals by Period	1	2	3	OT	F
#5 North Dakota	0	2	2	-	4
#10 Minnesota State	1	1	1	-	3

1st period - 1, MSU, Teddy Blueger/6 (Dylan Margonari/9, Eriah Hayes/14) 14:57. **Penalties** - Connor Gaarder, UND (interference) 9:12; Chase Grant, MSU (cross-checking) 17:27; Matt Leitner, MSU (hooking) 19:58.

2nd period - 2, UND, Carter Rowney/9 (Dillon Simpson/18, Rocco Grimaldi/18) 10:04. 3, UND, Mark MacMillan/13 17:10 (sh). 4, MSU, Eriah Hayes/19 (Matt Leitner/26, Zach Palmquist/17) 17:27 (pp).

Penalties - Derek Forbort, UND (hooking) 6:26; Stephane Pattyn, UND (roughing) 8:17; Dylan Margonari, MSU (roughing) 8:17; Carter Rowney, UND (elbowing) 15:53.

3rd period - 5, UND, Stephane Pattyn/2 6:46. 6, UND, Rocco Grimaldi/13 (Carter Rowney/15) 19:25 (empty net). 7, MSU, Taylor Herndon/1 (Evan Mosey/4) 19:40. **Penalties** - Joe Gleason, UND (roughing) 9:08; Eriah Hayes, MSU (roughing) 20:00; Derek Forbort, UND (roughing) 20:00.

Shots on goal - UND 2-11-7 20; MSU 12-13-15 40.

Power plays - UND 0 of 2; MSU 1 of 5.

Penalties - UND 6 (12 min); MSU 4 (8 min).

Goalies - UND, Zane Gothberg 6-3-3 (60:00 minutes, 40 shots-37 saves); MSU, Stephon Williams 18-9-2 (59:30, 19-16), EMPTY NET (00:30, 0-0).

A-4618 T-2:20

Three stars: 1. Zane Gothberg 2. Eriah Hayes 3. Carter Rowney

Referee: Craig Welker **Linesman:** CJ Beurline; Sterling Eagan

Win: Zane Gothberg (6-3-3). **Loss:** Stephon Williams (18-9-2).

LINEUP

Caggiula	Knight	Kristo
Grimaldi	Rowney	Parks
Mitch MacMillan	Mark MacMillan	Gaarder
Rodwell	Pattyn	St. Clair
MacWilliam	Simpson	
Forbort	Schmaltz	
Mattson	Gleason	
	Gothberg	
	Saunders	

~ Game 36 ~

March 9, 2013

**Mankato, Minn. (Verizon Wireless Center)
Minnesota State 2, North Dakota 1**

Goals by Period	1	2	3	OT	F
#5 North Dakota	1	0	0	0	1
#10 Minnesota State	0	1	0	1	2

1st period - 1, UND, Danny Kristo/21 (Brendan O'Donnell/6, Corban Knight/31) 1:03. **Penalties** - Brett Stern, MSU (holding) 5:00; Brett Knowles, MSU (elbowing) 13:03.

2nd period - 2, MSU, Dylan Margonari/10 (Max Gaede/10, Tyler Elbrecht/6) 19:35. **Penalties** - Jordan Schmaltz, UND (interference) 6:02; Andrew MacWilliam, UND (holding) 9:49.

3rd period - **Penalties** - Connor Gaarder, UND (slashing) 16:01; Teddy Blueger, MSU (slashing) 18:11; Zane Gothberg, UND (roughing) 18:11.

OT period - 3, MSU, Brett Knowles/5 (JP Lafontaine/21, Eriah Hayes/15) 3:22. **Penalties** -

Shots on goal - UND 15-6-7-3 31; MSU 7-14-15-1 37.

Power plays - UND 0 of 2; MSU 0 of 3.

Penalties - UND 4 (8 min); MSU 3 (6 min).

Goalies - UND, Zane Gothberg 7-4-3 (63:22 minutes, 37 shots-35 saves); MSU, Stephon Williams 19-9-2 (63:22, 31-30).

A-5088 T-2:35

Three stars: 1. Brett Knowles 2. Stephon Williams 3. Zane Gothberg

Referee: Craig Welker **Linesman:** CJ Beurline; Sterling Eagan

Win: Stephon Williams (19-9-2). **Loss:** Zane Gothberg (7-4-3).

LINEUP

Grimaldi	Rowney	Parks
O'Donnell	Knight	Kristo
Mitch MacMillan	Mark MacMillan	Gaarder
Rodwell	Pattyn	St. Clair
MacWilliam	Simpson	
Forbort	Schmaltz	
Mattson	Gleason	
	Gothberg	
	Saunders	



~ Game 37 ~

March 15, 2013 (WCHA First Round)
Grand Forks, N.D. (Ralph Engelstad Arena)
North Dakota 5, Michigan Tech 3

Goals by Period table with columns 1, 2, 3, OT, F and rows for Michigan Tech and #4 North Dakota.

1st period - 1, UND, Michael Parks/7 (Rocco Grimaldi/19) 7:03. 2, MTU, Ryan Furne/6 (Alex Petan/19, Jujhar Khaira/19) 14:38 (pp). 3, UND, Dillon Simpson/4 (Danny Kristo/25, Corban Knight/32) 18:07 (pp). Penalties - Andrew MacWilliam, UND (contact to the head) 12:30; Andrew MacWilliam, UND (game misconduct) 12:30; Stephane Pattyn, UND (roughing) 16:21; Aaron Pietila, MTU (roughing) 16:21; Aaron Pietila, MTU (slashing) 16:21.

2nd period - 4, MTU, Jacob Johnstone/2 (Ryan Furne/13, Brad Stebner/9) 1:48. 5, UND, Derek Rodwell/2 15:45. Penalties - Blake Pietila, MTU (goaltender interference) 3:30; Jujhar Khaira, MTU (slashing) 9:15.

3rd period - 6, UND, Danny Kristo/22 (Dillon Simpson/19, Joe Gleason/12) 4:33 (pp). 7, MTU, Riley Sweeney/2 15:14. 8, UND, Danny Kristo/23 (Brendan O'Donnell/7, Carter Rowney/16) 16:12. Penalties - Riley Sweeney, MTU (hooking) 3:15; Daniel Sova, MTU (holding) 4:18; Mitch MacMillan, UND (cross-checking) 4:18; Steven Seigo, MTU (roughing) 4:33; Colten St. Clair, UND (roughing) 4:33; Riley Sweeney, MTU (unsportsmanlike conduct) 4:33; Stephane Pattyn, UND (unsportsmanlike conduct) 4:33; Riley Sweeney, MTU (roughing) 4:33; Stephane Pattyn, UND (roughing) 4:33; Corban Knight, UND (cross-checking) 5:01; Alex Petan, MTU (roughing) 5:01; Alex Petan, MTU (slashing) 5:01; Alex Petan, MTU (10-minute misconduct) 5:01; Alex Petan, MTU (game misconduct) 5:01; Joe Gleason, UND (tripping) 18:05.

Shots on goal - MTU 11-14-9 34; UND 6-8-10 24.

Power plays - MTU 1 of 3; UND 2 of 5.

Penalties - MTU 13 (42 min); UND 9 (29 min).

Goals - MTU, Jamie Phillips 2-2-0 (58:14 minutes, 24 shots-19 saves), EN (01:46, 0-0); UND, Zane Gothberg 4-4-3 (60:00, 34-31).

A-10571 T-2:36

Three stars: 1. Danny Kristo 2. Derek Rodwell 3. Dillon Simpson
Referee: Derek Shepherd Linesman: Marco Hunt; Andy Dokken
Win-Zane Gothberg (8-4-3). Loss-Jamie Phillips (2-2-0).
MTU timeout at 18:46 of second period.
UND timeout at 14:26 of third period.

LINEUP table for Game 37 showing player names and positions for both teams.

~ Game 38 ~

March 16, 2013 (WCHA First Round)
Grand Forks, N.D. (Ralph Engelstad Arena)
Michigan Tech 2, North Dakota 1

Goals by Period table for Game 38.

1st period - Penalties - Stephane Pattyn, UND (holding) 2:12; Brendan O'Donnell, UND (slashing) 10:49; C.J. Eick, MTU (cross-checking) 12:56; Michael Parks, UND (hooking) 14:49; Daniel Sova, MTU (hooking) 17:31; Dennis Rix, MTU (checking from behind) 19:15; Dennis Rix, MTU (game misconduct) 19:15; Michael Parks, UND (hooking) 19:42.

2nd period - 1, MTU, Tanner Kero/11 (Blake Pietila/10) :20. Penalties 3rd period - 2, UND, Danny Kristo/24 (Rocco Grimaldi/20) 14:57. 3, MTU, C.J. Eick/3 (Ryan Furne/14, Brad Stebner/10) 17:58. Penalties - Aaron Pietila, MTU (hooking) 7:45.

Shots on goal - MTU 10-12-9 31; UND 9-7-14 30.

Power plays - MTU 0 of 3; UND 0 of 4.

Penalties - MTU 5 (21 min); UND 4 (8 min).

Goals - MTU, Phoenix Copley 8-14-1 (59:56 minutes, 30 shots-29 saves), EMPTY NET (00:04, 0-0); UND, Clarke Saunders 12-7-4 (58:01, 31-29), EMPTY NET (01:59, 0-0).

A-10953 T-2:30

Three stars: 1. Phoenix Copley 2. Danny Kristo 3. Clarke Saunders
Referee: Derek Shepherd Linesman: Marco Hunt; Andy Dokken
Win-Phoenix Copley (8-14-1). Loss-Clarke Saunders (12-7-4).
MTU timeout at 18:29 of third period.
UND timeout at 19:46 of third period.

LINEUP table for Game 37 showing player names and positions for both teams.

~ Game 39 ~

March 17, 2013 (WCHA First Round)
Grand Forks, N.D. (Ralph Engelstad Arena)
North Dakota 6, Michigan Tech 0

Goals by Period table for Game 39.

1st period - 1, UND, Dillon Simpson/5 12:13. Penalties - Chad Pietila, MTU (slashing) 6:57; Stephane Pattyn, UND (tripping) 9:56. 2nd period - 2, UND, Corban Knight/15 (Danny Kristo/26, Derek Forbort/10) 4:45. 3, UND, Carter Rowney/10 (Rocco Grimaldi/21, Andrew MacWilliam/10) 9:24. 4, UND, Mitch MacMillan/5 (Connor Gaarder/7, Derek Forbort/11) 13:54. 5, UND, Colten St. Clair/3 (Joe Gleason/12) 16:23 (sh). Penalties - Colten St. Clair, UND (tripping) 14:14; Corban Knight, UND (cross-checking) 14:42.

3rd period - 6, UND, Brendan O'Donnell/2 (Corban Knight/33) 16:45. Shots on goal - MTU 5-15-8 28; UND 18-14-12 44.

Power plays - MTU 0 of 3; UND 0 of 1.

Penalties - MTU (2 min); UND 3 (6 min).

Goals - MTU, Phoenix Copley 8-15-1 (60:00 minutes, 44 shots-38 saves); UND, Clarke Saunders 13-7-4 (55:58, 27-27), Tate Maris (04:02, 1-1).

A-10384 T-2:20

Three stars: 1. Colten St. Clair 2. Corban Knight 3. Dillon Simpson
Referee: Derek Shepherd Linesman: Marco Hunt; Andy Dokken
Win-Clarke Saunders (13-7-4). Loss-Phoenix Copley (8-15-1).
MTU timeout at 14:42 of second period.

LINEUP table for Game 39 showing player names and positions for both teams.

~ Game 40 ~

March 21, 2013 (WCHA Final Five/Quarterfinal)
St. Paul, Minn. (Xcel Energy Center)
Colorado College 4, North Dakota 3

Goals by Period table for Game 40.

1st period - 1, CC, Rylan Schwartz/18 (Cody Bradley/9, William Rapuzzi/20) 3:06 (pp). 2, UND, Drake Caggiula/7 (Rocco Grimaldi/22, Carter Rowney/17) 14:23. 3, UND, Danny Kristo/25 (Brendan O'Donnell/8) 19:50. Penalties - Drake Caggiula, UND (charging) 2:16; William Rapuzzi, CC (slashing) 14:23; Mark MacMillan, UND (roughing) 16:06; Rocco Grimaldi, UND (tripping) 17:09.

2nd period - 4, CC, Alex. Krushelnyski/15 (Rylan Schwartz/32) 7:54 (sh). Penalties - TEAM, CC (too many players on ice) 7:42; Dillon Simpson, UND (slashing) 7:54; Cody Bradley, CC (slashing) 12:21; Aaron Harstad, CC (slashing) 18:42.

3rd period - 5, CC, Hunter Fejes/8 (Andrew Hamburg/12) 3:42. 6, UND, Drake Caggiula/8 (Colten St. Clair/4, Stephane Pattyn/2) 12:45. Penalties - Eamonn McDermott, CC (boarding) 1:09; Aaron Harstad, CC (holding) 7:05.

OT period - 7, CC, Peter Stoykewych/2 (Peter Maric/3, Jeff Collett/7) 4:52. Shots on goal - CC 4-6-10-3 23; UND 11-9-12-0 32.

Power plays - CC 1 of 4; UND 0 of 6.

Penalties - CC 6 (12 min); UND 4 (8 min).

Goals - CC, Joe Howe 13-11-4 (64:52 minutes, 32 shots-29 saves); UND, Clarke Saunders 13-8-4 (64:31, 23-19), EMPTY NET (00:21, 0-0).

A-17038 T-3:00

Three stars: 1. Peter Stoykewych 2. Drake Caggiula 3. Joe Howe
Referee: Don Adam Linesman: Timm Walsh; Nick Bradshaw
Win-Joe Howe (13-11-4). Loss-Clarke Saunders (13-8-4).
CC timeout at 13:24 of 3rd period; UND timeout at 15:08 of 3rd period.

LINEUP table for Game 40 showing player names and positions for both teams.

~ Game 41 ~

March 29, 2013 (NCAA West Regional Semifinal)
Grand Rapids, Mich. (Van Andel Arena)
North Dakota 2, Niagara 1

Goals by Period table for Game 41.

1st period - Penalties - Beattie, Jason, NIA (cross-checking) 10:24; Derek Forbort, UND (cross-checking) 13:25. 2nd period - 1, NIA, Beattie, Jason/3 (Williams, Matt/3) 6:27. Penalties - Brendan O'Donnell, UND (holding) 1:55; Turcotte, Hugo, NIA (high sticking) 2:55; Murphy, Ryan, NIA (roughing atw) 2:55; Derek Forbort, UND (roughing atw) 2:55; Dillon Simpson, UND (slashing) 4:24; Danny Kristo, UND (hooking) 8:24.

3rd period - 2, UND, Andrew MacWilliam/2 1:56. 3, UND, Danny Kristo/26 (Derek Forbort/12, Rocco Grimaldi/23) 2:53. Penalties - Albers, Kevin, NIA (cross-checking) 3:15; Divjak, Patrick, NIA (goaltender interference) 4:22; Dillon Simpson, UND (interference) 5:36; Beattie, Jason, NIA (holding) 9:46; Mark MacMillan, UND (slashing) 12:45; Hannan, Jeff, NIA (ib) 14:51.

Shots on goal - NIA 6-16-7 29; UND 11-12-20 43.

Power plays - NIA 0 of 6; UND 0 of 6.

Penalties - NIA 7 (14 min); UND 7 (14 min).

Goals - NIA, Chubak, Carsen 23-7-5 (58:18 minutes, 43 shots-41 saves), EMPTY NET (01:42, 0-0); UND, Zane Gothberg 9-4-3 (59:35, 29-28), EMPTY NET (00:25, 0-0).

A-2289 T-2:21

Three stars: 1. Zane Gothberg 2. Chubak, Carsen 3. Andrew MacWilliam
Referee: Jack Milline Linesman: Scott Hansen; Marc Sullivan
Win-Zane Gothberg (9-4-3). Loss-Chubak, Carsen (23-7-5).

LINEUP table for Game 41 showing player names and positions for both teams.

~ Game 42 ~

March 30, 2013 (NCAA West Regional Championship)
Grand Rapids, Mich. (Van Andel Arena)
Yale 4, North Dakota 1

Goals by Period table for Game 42.

1st period - 1, UND, Corban Knight/16 (Andrew MacWilliam/13, Derek Forbort/17) 7:22. Penalties - Young, Gus, YALE (boarding) 4:55; Andrew MacWilliam, UND (slashing) 11:21; Derek Rodwell, UND (hooking) 17:30; Young, Gus, YALE (interference) 20:00; Andrew MacWilliam, UND (embellishment) 20:00.

2nd period - None Penalties - None

3rd period - 2, YALE, Balch, Josh/3 (Day, Anthony/3, Wilson, Stu/7) 12:25. 3, YALE, Root, Jesse/11 (Miller, Andrew/21, Fallen, Tommy/16) 15:04 (pp). 4, YALE, Wilson, Stu/9 (Day, Anthony/4) 17:39. 5, YALE, Agostino, Kenny/17 19:00 (empty net). Penalties - Derek Rodwell, UND (o-interference) 2:46; Mark MacMillan, UND (interference) 5:57; Orzetti, Charles, YALE (o-interference) 9:15; Mark MacMillan, UND (hooking) 13:45; Laganier, Antoine, YALE (tripping) 19:07.

Shots on goal - YALE 11-14-14 39; UND 8-8-9 25.

Power plays - YALE 1 of 5; UND 0 of 3.

Penalties - YALE 4 (8 min); UND 6 (12 min).

Goals - YALE, Malcolm, Jeff 18-6-2 (59:58 minutes, 25 shots-24 saves), EMPTY NET (00:02, 0-0); UND, Clarke Saunders 13-9-4 (58:05, 38-35), EMPTY NET (01:55, 0-0).

A-1918 T-2:41

Three stars: 1. None 2. None 3. None
Referee: Jeff Bunyon Linesman: Kevin Shea; Bob Bernard
Win-Malcolm, Jeff (18-6-2). Loss-Clarke Saunders (13-9-4).

All Tournament Team

F: Agostino (Yale), Kristo (ND), Knight (ND)

D: MacWilliam (ND), G. Young (Yale)

G: Chubak (Niagara)

MVP: Root (Yale)

LINEUP table for Game 42 showing player names and positions for both teams.



Date	Opp.	Result	Forward (LW-C-RW)	Forward (LW-C-RW)	Forward (LW-C-RW)	Forward (LW-C-RW)	Defense (L-R)	Defense (L-R)	Defense (L-R)	Goalies
Oct. 6	MAN (Ex)	W, 5-3	Caggiula-Knight-Kristo	MacMillan-Rowney-Parks	O'Donnell-Grimaldi-Gaarder	Pattyn-St. Clair-Rodwell	Mattson-Panzarella	Forbort-Schmaltz	Simpson-Gleason	Saunders-Gothberg-Maris
Oct. 12	US18 (Ex)	W, 6-4	Grimaldi-Knight-Kristo	MacMillan-MacMillan-Gaarder	Pattyn-St. Clair-Rodwell	Chyzyk-Caggiula-Senkbeil	MacWilliam-Mattson	Forbort-Schmaltz	Simpson-Gleason	Saunders-Gothberg
Oct. 19	vs. UAA	W, 5-0	Chyzyk-MacMillan-Gaarder	Caggiula-Grimaldi-St. Clair	Sanderson-Pattyn-Rodwell	---	Forbort-Schmaltz	Simpson-Gleason	Mattson-Panzarella	Saunders-Gothberg
Oct. 20	at UAF	L, 2-1	O'Donnell-Knight-Chyzyk	MacMillan-Rowney-Rodwell	Caggiula-Grimaldi-St. Clair	Sanderson	Forbort-Schmaltz	Simpson-Gleason	MacWilliam-Mattson	Saunders-Gothberg-Maris
Oct. 26	UAA	W, 4-1	O'Donnell-Knight-Kristo	MacMillan-Rowney-Gaarder	Caggiula-Grimaldi-St. Clair	Pattyn-Chyzyk-Rodwell	Forbort-Schmaltz	MacWilliam-Mattson	Simpson-Gleason	Gothberg-Saunders-Maris
Oct. 27	UAA	T, 3-3	O'Donnell-Knight-Kristo	MacMillan-Rowney-Gaarder	Caggiula-Grimaldi-St. Clair	Pattyn-Chyzyk-Rodwell	Forbort-Schmaltz	MacWilliam-Mattson	Simpson-Gleason	Saunders-Gothberg-Maris
Nov. 3	#12 BU	W, 4-2	Kristo-Knight-Rowney	O'Donnell-MacMillan-Gaarder	Caggiula-Grimaldi-St. Clair	Pattyn-Chyzyk-Rodwell	Forbort-Schmaltz	MacWilliam-Mattson	Simpson-Gleason	Saunders-Gothberg-Maris
Nov. 9	at #15 SCSU	W, 3-0	Kristo-Knight-Rowney	O'Donnell-MacMillan-Gaarder	Caggiula-Grimaldi-Chyzyk	Pattyn-St. Clair-Rodwell	Forbort-Schmaltz	MacWilliam-Mattson	Simpson-Gleason	Saunders-Gothberg
Nov. 10	at #15 SCSU	L, 5-2	Kristo-Knight-Rowney	O'Donnell-MacMillan-Gaarder	Caggiula-Grimaldi-Chyzyk	Pattyn-St. Clair-Rodwell	Forbort-Schmaltz	MacWilliam-Mattson	Simpson-Gleason	Saunders-Gothberg
Nov. 16	UMD	T, 4-4	Kristo-Knight-Rowney	O'Donnell-MacMillan-Gaarder	Caggiula-Grimaldi-Parks	Pattyn-St. Clair-Rodwell	Forbort-Schmaltz	MacWilliam-Mattson	Simpson-Gleason	Saunders-Gothberg-Maris
Nov. 17	UMD	W, 4-3	MacMillan-Knight-Kristo	Caggiula-Grimaldi-St. Clair	O'Donnell-Rowney-Gaarder	Pattyn-Chyzyk-Rodwell	Forbort-Schmaltz	MacWilliam-Mattson	Simpson-Panzarella	Gothberg-Saunders-Maris
Nov. 23	at #6 ND	W, 2-1	MacMillan-Knight-Kristo	O'Donnell-Rowney-Gaarder	Caggiula-Grimaldi-St. Clair	Pattyn-Chyzyk-Rodwell	Forbort-Schmaltz	MacWilliam-Mattson	Simpson-Gleason	Saunders-Gothberg
Nov. 24	at #6 ND	L, 5-2	MacMillan-Knight-Kristo	O'Donnell-Rowney-Gaarder	Caggiula-Grimaldi-St. Clair	Pattyn-Chyzyk-Rodwell	Forbort-Schmaltz	MacWilliam-Mattson	Simpson-Gleason	Saunders-Gothberg
Nov. 30	at #18 CC	L, 5-3	MacMillan-Knight-Kristo	Caggiula-Rowney-Grimaldi	Pattyn-St. Clair-Rodwell	Senkbeil-Gaarder-O'Donnell	Forbort-Schmaltz	MacWilliam-Mattson	Simpson-Gleason	Saunders-Gothberg
Dec. 1	at #18 CC	W, 3-2	MacMillan-Knight-Kristo	Caggiula-Rowney-Grimaldi	Pattyn-St. Clair-Rodwell	Senkbeil-Gaarder-O'Donnell	Forbort-Schmaltz	MacWilliam-Mattson	Simpson-Gleason	Saunders-Gothberg
Dec. 7	#6 DU	T, 2-2	MacMillan-Knight-Kristo	Caggiula-Rowney-Grimaldi	O'Donnell-St. Clair-Gaarder	Senkbeil-Pattyn-Rodwell	Forbort-Schmaltz	MacWilliam-Mattson	Simpson-Gleason	Saunders-Gothberg-Maris
Dec. 14	at MTU	W, 6-1	MacMillan-Knight-Kristo	Caggiula-Rowney-Grimaldi	O'Donnell-St. Clair-Gaarder	Senkbeil-Pattyn-Rodwell	Forbort-Schmaltz	MacWilliam-Mattson	Simpson-Gleason	Saunders-Gothberg
Dec. 15	at MTU	W, 4-1	MacMillan-Knight-Kristo	Caggiula-Rowney-Grimaldi	O'Donnell-Gaarder-St. Clair	Senkbeil-Pattyn-Rodwell	Forbort-Schmaltz	MacWilliam-Mattson	Simpson-Gleason	Saunders-Gothberg
Jan. 4	#20 HC	W, 5-2	Parks-Knight-Kristo	Caggiula-Rowney-Gaarder	MacMillan-MacMillan-O'Donnell	Senkbeil-Pattyn-St. Clair	Forbort-Schmaltz	MacWilliam-Mattson	Simpson-Gleason	Saunders-Gothberg-Maris
Jan. 5	#20 HC	W, 3-2	Parks-Knight-Kristo	Caggiula-Rowney-Gaarder	MacMillan-MacMillan-O'Donnell	Senkbeil-Pattyn-St. Clair	Forbort-Schmaltz	MacWilliam-Mattson	Simpson-Gleason	Saunders-Gothberg-Maris
Jan. 11	CC	L, 4-3	Parks-Knight-Kristo	Caggiula-Rowney-Grimaldi	MacMillan-MacMillan-O'Donnell	Senkbeil-Pattyn-St. Clair	Forbort-Schmaltz	MacWilliam-Mattson	Simpson-Gleason	Saunders-Gothberg-Maris
Jan. 18	at #1 MINN	L, 5-1	Mi. MacMillan-Knight-Kristo	Caggiula-Rowney-Parks	O'Donnell-Ma. MacMillan-Gaarder	Senkbeil-Pattyn-Gleason	Forbort-Schmaltz	MacWilliam-Mattson	Simpson-Panzarella	Gothberg-Saunders-Maris
Jan. 19	at #1 MINN	T, 4-4	Mi. MacMillan-Knight-Kristo	Ma. MacMillan-Rowney-Parks	Caggiula-Pattyn-Grimaldi	Senkbeil-Gaarder-Rodwell	Forbort-Schmaltz	MacWilliam-Mattson	Simpson-Gleason	Saunders-Gothberg
Jan. 25	#16 SCSU	L, 3-1	Mi. MacMillan-Knight-Kristo	Ma. MacMillan-Rowney-Parks	Caggiula-Pattyn-Grimaldi	Senkbeil-St. Clair-Rodwell	Forbort-Schmaltz	MacWilliam-Mattson	Simpson-Gleason	Gothberg
Jan. 26	#16 SCSU	T, 2-2	Ma. MacMillan-Rowney-Parks	Kristo-Knight-Grimaldi	Senkbeil-Pattyn-St. Clair	Chyzyk-Gaarder-Caggiula	Forbort-Schmaltz	MacWilliam-Mattson	Simpson-Gleason	Gothberg-Saunders-Maris
Feb. 1	#19 UW	T, 1-1	Kristo-Knight-Grimaldi	Ma. MacMillan-Rowney-Parks	Senkbeil-Pattyn-Rodwell	Caggiula-Gaarder-St. Clair	Forbort-Schmaltz	MacWilliam-Mattson	Simpson-Gleason	Gothberg-Saunders-Maris
Feb. 2	#19 UW	W, 4-1	Grimaldi-Knight-Kristo	Caggiula-Rowney-Parks	MacMillan-MacMillan-St. Clair	Senkbeil-Pattyn-Rodwell	Forbort-Schmaltz	MacWilliam-Mattson	Simpson-Gleason	Gothberg-Saunders-Maris
Feb. 8	at #14 UNO	W, 2-1	Grimaldi-Knight-Kristo	Caggiula-Rowney-Parks	MacMillan-MacMillan-St. Clair	Senkbeil-Pattyn-Rodwell	Forbort-Schmaltz	MacWilliam-Mattson	Simpson-Gleason	Gothberg-Saunders
Feb. 9	at #14 UNO	W, 5-2	Grimaldi-Knight-Kristo	Caggiula-Rowney-Parks	MacMillan-MacMillan-St. Clair	Senkbeil-Pattyn-Rodwell	Forbort-Schmaltz	MacWilliam-Mattson	Simpson-Gleason	Gothberg-Saunders
Feb. 22	at #10 DU	L, 5-4	Grimaldi-Knight-Kristo	Caggiula-Rowney-Parks	MacMillan-MacMillan-O'Donnell	Senkbeil-Pattyn-St. Clair	Forbort-Schmaltz	MacWilliam-Mattson	Simpson-Gleason	Gothberg-Saunders
Feb. 23	at #10 DU	W, 6-1	Grimaldi-Knight-Kristo	Caggiula-Rowney-Parks	MacMillan-MacMillan-Gaarder	O'Donnell-Pattyn-St. Clair	Forbort-Schmaltz	MacWilliam-Mattson	Simpson-Gleason	Saunders-Gothberg
Mar. 1	BSU	W, 4-2	Grimaldi-Knight-Kristo	Caggiula-Rowney-Parks	MacMillan-MacMillan-Gaarder	Rodwell-Pattyn-St. Clair	Forbort-Schmaltz	MacWilliam-Mattson	Simpson-Gleason	Saunders-Gothberg-Maris
Mar. 2	BSU	T, 2-2	Grimaldi-Knight-Kristo	Caggiula-Rowney-Parks	MacMillan-MacMillan-Gaarder	Rodwell-Pattyn-St. Clair	Forbort-Schmaltz	MacWilliam-Mattson	Simpson-Gleason	Gothberg-Saunders-Maris
Mar. 8	at #10 MSU	W, 4-3	Caggiula-Knight-Kristo	Grimaldi-Rowney-Parks	MacMillan-MacMillan-Gaarder	Rodwell-Pattyn-St. Clair	Forbort-Schmaltz	MacWilliam-Mattson	Simpson-Gleason	Gothberg-Saunders
Mar. 9	at #10 MSU	L, 2-1	O'Donnell-Knight-Kristo	Grimaldi-Rowney-Parks	MacMillan-MacMillan-Gaarder	Rodwell-Pattyn-St. Clair	Forbort-Schmaltz	MacWilliam-Mattson	Simpson-Gleason	Gothberg-Saunders
Mar. 15	MTU	W, 5-3	O'Donnell-Knight-Kristo	Grimaldi-Rowney-Parks	MacMillan-MacMillan-Gaarder	Rodwell-Pattyn-St. Clair	Forbort-Schmaltz	MacWilliam-Mattson	Simpson-Gleason	Gothberg-Saunders-Maris
Mar. 16	MTU	L, 2-1	O'Donnell-Knight-Kristo	Grimaldi-Rowney-Parks	MacMillan-MacMillan-Gaarder	Rodwell-Pattyn-St. Clair	Forbort-Schmaltz	MacWilliam-Mattson	Simpson-Gleason	Saunders-Gothberg-Maris
Mar. 17	MTU	W, 6-0	O'Donnell-Knight-Kristo	Grimaldi-Rowney-Parks	MacMillan-MacMillan-Gaarder	Caggiula-Pattyn-St. Clair	Forbort-Schmaltz	MacWilliam-Mattson	Simpson-Gleason	Saunders-Gothberg-Maris
Mar. 21	vs. CC	L, 4-3	O'Donnell-Knight-Kristo	Grimaldi-Rowney-Parks	MacMillan-MacMillan-Gaarder	Caggiula-Pattyn-St. Clair	Forbort-Schmaltz	MacWilliam-Mattson	Simpson-Gleason	Saunders-Gothberg-Maris
Mar. 29	vs. NU	W, 2-1	O'Donnell-Knight-Kristo	Caggiula-Rowney-Grimaldi	Chyzyk-MacMillan-Parks	Gaarder-Pattyn-St. Clair	Forbort-Schmaltz	MacWilliam-Mattson	Simpson-Gleason	Gothberg-Saunders
Mar. 30	vs. YALE	L, 4-1	Grimaldi-Knight-Kristo	MacMillan-Rowney-Parks	Caggiula-Pattyn-St. Clair	O'Donnell-Gaarder-Rodwell	Forbort-Schmaltz	MacWilliam-Mattson	Simpson-Gleason	Saunders-Gothberg



The National Collegiate Hockey Conference was founded in the summer of 2011 when six institutions bonded together to form a collection of some of the most notable college hockey programs in the nation. Just a few months later, the conference grew to eight teams and established the foundation for this prestigious group of institutions. Built on the principles of excellence both on and off the ice, the NCHC is committed to fostering an environment of integrity, sportsmanship and competition.

The motivation for forming this new conference came as the landscape of college hockey began to change in the spring of 2011. When Penn State University announced it was starting a college hockey program in the spring of 2011, the Big 10 hockey conference was created. The seismic shift sent ripples throughout the college hockey world and left many institutions searching for stability. On July 13, 2011, the leaders from six schools, Colorado College, the University of Denver, Miami (Ohio) University, the University of Minnesota Duluth, the University of Nebraska Omaha and the University of North Dakota announced the decision to start their own conference beginning in the 2013-14 academic year. On Sept. 22, 2011, St. Cloud State University and Western Michigan University accepted invitations and NCHC grew to its current membership of eight teams.

The infrastructure of the conference began to materialize in August 2011, as Colorado Springs, the birthplace of the NCAA Hockey Championships, was selected as the home of the league headquarters. Jim Scherr, the former CEO of the U.S. Olympic Committee, was named the conference's first commissioner in January of 2012. Josh Fenton, a former Senior Associate Athletic Director from Miami University, took over from Scherr on July 1, 2013.

The members of the NCHC are certainly no stranger to the NCAAs. This collection of hockey programs has combined to win four NCAA championships and made 17 Frozen Four appearances since 2000. In the history of college hockey, NCHC schools have combined to win 17 NCAA hockey titles and compete in 50 Frozen Fours. Only three schools have won more than six NCAA hockey titles and two of them (Denver and North Dakota each with seven) reside in the NCHC. Minnesota Duluth is the conference's most recent NCAA champion, winning the title in 2011. In 2012, five teams competed in the NCAA Tournament while four received bids in 2013. In 2013, St. Cloud State University advanced to its first Frozen Four in school history while Husky forward Drew LeBlanc was a Hobey Hat Trick finalist. St. Cloud State ended the year with a "Hat Trick" of firsts for the 2013 when LeBlanc was named the winner of the 2013 Hobey Baker Memorial Award.

The geographic diversity of the NCHC features some of the most beautiful terrain in the United States. The majestic Rocky Mountains of Colorado provide the backdrop to North Dakota's Red River Valley and America's heartland from Nebraska to Ohio. From the countless lakes of Minnesota to the shores of Lake Michigan, the NCHC is home to some of the most breathtaking scenery in the country.

With a solid foundation of institutions rich in tradition and excellence, the National Collegiate Hockey Conference is poised to solidify itself as the premier college hockey conference.



NCHC Commissioner
Josh Fenton



Dir. of Operations
Joe Novak



Director of Officiating
Don Adam



Dir. of Communication
Michael Weisman



Business Operations
Verna Toller





2012-13 WCHA STANDINGS

Team	Pts	WCHA					OVERALL				
		GP	W-L-T	Win%	GF	GA	GP	W-L-T	Win%	GF	GA
1. St. Cloud State	37	28	18-9-1	.661	94	66	42	25-16-1	.607	141	103
Minnesota	37	28	16-7-5	.661	94	65	40	26-9-5	.712	139	80
3. North Dakota	35	28	14-7-7	.625	93	71	42	22-13-7	.607	135	103
4. Wisconsin	33	28	13-8-7	.589	69	64	42	22-13-7	.607	112	89
Denver	33	28	14-9-5	.589	92	81	39	20-14-5	.577	131	108
Minnesota State	33	28	16-11-1	.589	90	68	41	24-14-3	.622	127	99
7. Nebraska Omaha	30	28	14-12-2	.536	92	91	39	19-18-2	.513	127	117
8. Colorado College	26	28	11-13-4	.464	88	98	42	18-19-5	.488	133	141
9. Minnesota Duluth	25	28	10-13-5	.446	75	83	38	14-19-5	.434	99	109
10. Michigan Tech	20	28	8-16-4	.357	75	92	37	13-20-4	.405	107	116
11. Bemidji State	17	28	5-16-7	.304	58	87	36	6-22-8	.278	74	110
12. Alaska Anchorage	10	28	2-20-6	.179	52	106	36	4-25-7	.208	67	133

Player of the Year

Drew LeBlanc, Sr., F, St. Cloud State

Student-Athlete of the Year

Drew LeBlanc, Sr., F, St. Cloud State

Defensive Player of the Year

Nick Jensen, Jr., D, St. Cloud State

Rookie of the Year

Stephon Williams, Fr., G, Minnesota St.

Coach of the Year

Mike Hastings, Minnesota State

ALL-WCHA FIRST TEAM

Pos.	Name	Team	Yr.	GP	G	A	PTS
F	Ryan Walters	Nebraska Omaha	Jr.	28	16	24	40
F	Drew LeBlanc	St. Cloud State	Sr.	28	10	25	35
F	Danny Kristo	North Dakota	Sr.	28	17	20	37
D	Nate Schmidt	Minnesota	Jr.	28	7	19	26
D	Nick Jensen	St. Cloud State	Jr.	28	4	19	23
G	Stephon Williams	Minnesota State	Fr.	15-9-1	1.93		.927

ALL-WCHA SECOND TEAM

Pos.	Name	Team	Yr.	GP	G	A	PTS
F	Corban Knight	North Dakota	Sr.	28	12	23	35
F	Erik Haula	Minnesota	Jr.	26	13	24	37
F	Rylan Schwartz	Colorado College	Sr.	27	12	23	35
D	Joey LaLeggia	Denver	So.	28	10	13	23
D	Mike Boivin	Colorado College	Sr.	28	13	10	23
G	Juho Olkinuora	Denver		9-3-5	2.44		.924

ALL-WCHA THIRD TEAM

Pos.	Name	Team	Yr.	GP	G	A	PTS
F	Matt Leitner	Minnesota State	So.	28	13	19	32
F	Nick Bjugstad	Minnesota	Jr.	28	15	8	23
F	Eriah Hayes	Minnesota State	Sr.	28	15	13	28
D	Andrej Sustr	Nebraska Omaha	Jr.	28	7	11	18
D	Jake McCabe	Wisconsin	So.	24	3	12	15
G	Adam Wilcox	Minnesota	Fr.	16-6-5	2.13		.914

ALL-WCHA ROOKIE TEAM

Pos.	Name	Team	Yr.	GP	G	A	PTS
F	Tony Cameranesi	Minnesota Duluth	Fr.	28	11	17	28
F	Alex Petan	Michigan Tech	Fr.	28	11	18	29
F	Rocco Grimaldi	North Dakota	Fr.	28	10	16	26
D	Nolan Zajac	Denver	Fr.	26	4	10	14
D	Andy Welinski	Minnesota Duluth	Fr.	28	3	12	15
G	Stephon Williams	Minnesota State	Fr.	15-9-1	1.93		.927

NOTE: Statistics for WCHA games only

WCHA ALL-ACADEMIC TEAM

UAA: Scott Allen, Matt Bailey, Brett Cameron, Austin Coldwell, Chris Crowell, Tyler Currier, Alex Gellert, Chris Kamal, Corbin Karl, Daniel Naslund, Andrew Pickering, Kory Roy, Quinn Sproule, Scott Warner

BSU: Jake Areshenko, David Boehm, Phil Brewer, Kyle Brodie, Matt Carlson, Mathieu Dugas, Matt Hartmann, Radoslav Illo, Jeff Jubinville, Ben Kinne, Danny Mattson, Aaron McLeod, Brance Orban, Matt Prapavessis, Tyler Tosunian, Brady Wacker, Andrew Walsh, Sam Windle

CC: Jeff Collett, Andrew Hamburg, Joe Howe, Alexander Krushelnyski, Courtney Lockwood, Joe Marciano, Eamonn McDermott, William Rapuzzi, Rylan Schwartz, Archie Skalbeck, Peter Stoykewich, Scott Winkler, Ian Young

DU: Wade Bennett, Sam Brittain, Josiah Didier, Daniel Doremus, Larkin Jacobson, Chris Knowlton, David Makowski, Scott Mayfield, Jarrod Mermis, Adam Murray, Juho Olkinuora, Shawn Ostrow, Paul Phillips, Nick Shore

MTU: Kevin Genoe, Milos Gordic, Blake Hietala, Daniel Holmberg, Tanner Kero, Mikael Lickteig, Carl Nielsen, Aaron Pietila, Blake Pietila, Chad Pietila, Daniel Sova, Brad Stebner

UM: Mark Alt, Seth Ambroz, Nick Bjugstad, Travis Boyd, Zach Budish, Nate Condon, Erik Haula, Seth Helgeson, Justin Holl, Jared Larson, Ben Marshall, Jake Parenteau, Kyle Rau, Nate Schmidt, Tom Serratore, Michael Shibrowski, Sam Warning

UMD: Chris Casto, Aaron Crandall, Justin Crandall, Keegan Flaherty, Jake Hendrickson, Caleb Herbert, Adam Krause, Luke McManus, Tim Smith

MSU: Phil Cook, Tyler Elbrecht, Max Gaede, Chase Grant, Eriah Hayes, Evan Karambelas, Mat Knoll, Zach Lehrke, Evan Mosey, Zach Palmquist, Brett Stern, Charlie Thauwald

UNO: Bryce Aneloski, Dayn Belfour, John Faulkner, Brent Gwidt, Ryan Massa, Jaycob Megna, Brock Montpetit, Brian O'Rourke, James Polk, Zahn Raubenheimer, Andrew Schmit, Johnnie Searfoss, Alex Simonson, Andrej Sustr, Tony Turgeon, Ryan Walters, Dominic Zombo

UND: Connor Gaarder, Rocco Grimaldi, Mark MacMillan, Mitch MacMillan, Andrew MacWilliam, Tate Maris, Nick Mattson, Brendan O'Donnell, Derek Rodwell, Dan Senkbeil, Dillon Simpson

SCSU: Brooks Bertsch, Brandon Burrell, Tim Daly, Nic Dowd, Ryan Faragher, Kevin Gravel, Ben Hanowski, Joey Holka, Nick Jensen, Drew LeBlanc, David Morley, Nick Oliver, Joe Phillippi, Andrew Prochno, Jarrod Rabey, Joe Rehkamp

UW: Tyler Barnes, Chase Drake, Joe Faust, Gavin Hartzog, Ryan Little, Jake McCabe, Michael Mersch, Brad Navin, Landon Peterson, Joel Rumpel, Frankie Simonelli, Mark Zengerle



SCORING LEADERS (All Games)

Rk	Name (Team, Yr., Pos.)	GP	PPG	G	A	Pts.
1.	Rylan Schwartz (CC, Sr., F)	41	1.29	20	33	53
2.	Ryan Walters (UNO, Jr., F)	39	1.33	22	30	52
	Danny Kristo (UND, Sr., F)	40	1.30	26	26	52
4.	Erik Haula (MINN, Jr., F)	37	1.38	16	35	51
5.	Drew LeBlanc (SCSU, Sr., F)	42	1.19	13	37	50
6.	Corban Knight (UND, Sr., F)	41	1.20	16	33	49
7.	Matt Leitner (MSU, So., F)	41	1.15	17	30	47
8.	Alexander Krushelnyski (CC, Jr., F)	42	1.02	15	28	43
9.	Kyle Rau (MINN, So., F)	40	1.00	15	25	40
10.	Nic Dowd (SCSU, Jr., F)	42	0.93	14	25	39
11.	Josh Archibald (UNO, So., F)	39	0.92	19	17	36
	Nick Bjugstad (MINN, Jr., F)	40	0.90	21	15	36
	Zach Budish (MINN, Jr., F)	40	0.90	14	22	36
	Rocco Grimaldi (UND, Fr., F)	40	0.90	13	23	36
	Eriah Hayes (MSU, Sr., F)	41	0.88	20	16	36
	Michael Mersch (UW, Jr., F)	42	0.86	23	13	36
17.	Dominic Zombo (UNO, So., F)	39	0.90	12	23	35
	Jean-Paul Lafontaine (MSU, So., F)	41	0.85	9	26	35
20.	Austin Farley (UMD, Fr., W)	36	0.94	16	18	34
	Matt White (UNO, Jr., F)	37	0.92	16	18	34
	Alex Petan (MTU, Fr., F)	37	0.92	15	19	34
	Mike Seidel (UMD, Sr., W)	38	0.89	17	17	34
	Tony Cameranesi (UMD, Fr., C)	38	0.89	14	20	34
	Nick Shore (DU, Jr., F)	39	0.87	14	20	34

DEFENSEMEN SCORING LEADERS (All Games)

Rk	Name (Team, Yr.)	GP	PPG	G	A	Pts.
1.	Nate Schmidt (MINN, Jr.)	40	0.80	9	23	32
2.	Nick Jensen (SCSU, Jr.)	42	0.74	4	27	31
3.	Joey LaLeggia (DU, So.)	39	0.74	11	18	29
4.	Andrew Prochno (SCSU, So.)	41	0.68	5	23	28
	Mike Boivin (CC, Sr.)	42	0.67	14	14	28
6.	David Makowski (DU, Jr.)	39	0.69	9	18	27
7.	Nolan Zajac (DU, Fr.)	37	0.70	6	20	26
8.	Andrej Sustr (UNO, Jr.)	39	0.64	9	16	25
	Zach Palmquist (MSU, So.)	41	0.61	7	18	25
10.	Dillon Simpson (UND, Jr.)	42	0.57	5	19	24
11.	Eamonn McDermott (CC, Jr.)	41	0.56	3	20	23
12.	Bryce Aneloski (UNO, Sr.)	38	0.55	5	16	21
	Jake McCabe (UW, So.)	38	0.55	3	18	21
14.	John Ramage (UW, Sr.)	42	0.48	8	12	20
15.	Ben Marshall (MINN, So.)	40	0.47	8	11	19

FRESHMAN SCORING LEADERS (All Games)

Rk	Name (Team, Pos.)	GP	PPG	G	A	Pts.
1.	Rocco Grimaldi (UND, F)	40	0.90	13	23	36
2.	Austin Farley (UMD, W)	36	0.94	16	18	34
	Alex Petan (MTU, F)	37	0.92	15	19	34
	Tony Cameranesi (UMD, C)	38	0.89	14	20	34
5.	Nic Kerdiles (UW, F)	32	1.03	11	22	33
	Kalle Kossila (SCSU, F)	40	0.82	15	18	33
	Jonny Brodzinski (SCSU, F)	42	0.79	22	11	33
8.	Nolan Zajac (DU, D)	37	0.70	6	20	26
9.	Blake Tatchell (UAA, F)	36	0.69	9	16	25
	Jujhar Khaira (MTU, F)	37	0.68	6	19	25
11.	David Morley (SCSU, F)	35	0.57	11	9	20
12.	Teddy Blueger (MSU, F)	37	0.51	6	13	19
	Dylan Margonari (MSU, F)	38	0.50	10	9	19
	Quentin Shore (DU, C)	39	0.49	10	9	19
15.	Andy Welinski (UMD, D)	38	0.47	4	14	18

GOALS AGAINST AVERAGE (All Games)

Rk	Name (Team, Yr.)	GAA
1.	Adam Wilcox (MINN, Fr.)	1.88
2.	Joel Rumpel (UW, So.)	1.96
3.	Stephon Williams (MSU, Fr.)	2.00
4.	Ryan Faragher (SCSU, So.)	2.27
5.	Clarke Saunders (UND, Jr.)	2.30
6.	Juho Olkinuora (DU, So.)	2.35
7.	Zane Gothberg (UND, Fr.)	2.46
8.	Andrew Walsh (BSU, So.)	2.65
9.	Matt McNeely (UMD, Fr.)	2.67
10.	John Faulkner (UNO, Sr.)	2.97

SAVE PERCENTAGE (All Games)

Rk	Name (Team, Yr.)	SV%
1.	Joel Rumpel (UW, Fr.)	.929
2.	Juho Olkinuora (DU, So.)	.927
3.	Stephon Williams (MSU, Fr.)	.924
4.	Adam Wilcox (MINN, Fr.)	.921
5.	Zane Gothberg (UND, Fr.)	.920
6.	Clarke Saunders (UND, Jr.)	.917
7.	Andrew Walsh (BSU, So.)	.916
8.	Joe Howe (CC, Sr.)	.915
9.	Ryan Faragher (SCSU, So.)	.914
10.	Matt McNeely (UMD, Fr.)	.902

WINNING PERCENTAGE (All Games)

Rk	Name (Team, Yr.)	Pct.
1.	Adam Wilcox (MINN, Fr.)	.724
2.	Zane Gothberg (UND, Fr.)	.656
3.	Juho Olkinuora (DU, So.)	.646
4.	Stephon Williams (MSU, Fr.)	.629
5.	Ryan Faragher (SCSU, So.)	.628
6.	Joel Rumpel (UW, Fr.)	.621
7.	John Faulkner (UNO, Sr.)	.607
8.	Clarke Saunders (UND, Jr.)	.577
9.	Joe Howe (CC, Sr.)	.533
10.	Matt McNeely (UMD, Fr.)	.479

WINS (All Games)

Rk	Name (Team, Yr.)	W-L-T
1.	Adam Wilcox (MINN, Fr.)	25-8-5
2.	Ryan Faragher (SCSU, So.)	24-14-1
3.	Stephon Williams (MSU, Fr.)	21-12-2
4.	Joel Rumpel (UW, Fr.)	16-9-4
	John Faulkner (UNO, Sr.)	16-10-2
6.	Joe Howe (CC, Sr.)	14-12-4
7.	Juho Olkinuora (DU, So.)	13-6-5
	Clarke Saunders (UND, Jr.)	13-9-4
9.	Matt McNeely (UMD, Fr.)	10-11-3
10.	Zane Gothberg (UND, Fr.)	9-4-3

MINUTES PLAYED (All Games)

Rk	Name (Team, Yr.)	MINS
1.	Adam Wilcox (MINN, Fr.)	2331:00
2.	Ryan Faragher (SCSU, So.)	2295:42
3.	Stephon Williams (MSU, Fr.)	2043:29
4.	Joe Howe (CC, Sr.)	1754:20
5.	Joel Rumpel (UW, So.)	1716:20
6.	John Faulkner (UNO, Sr.)	1595:39
7.	Clarke Saunders (UND, Jr.)	1542:26
8.	Matt McNeely (UMD, Fr.)	1481:44
9.	Juho Olkinuora (DU, So.)	1427:51
10.	Pheonix Copley (MTU, Fr.)	1322:43



SCORING LEADERS (WCHA Games)

Rk	Name (Team, Yr., Pos.)	GP	PPG	G	A	Pts.
1.	Ryan Walters (UNO, Jr., F)	28	1.43	16	24	40
2.	Erik Haula (MINN, Jr., F)	26	1.42	13	24	37
	Danny Kristo (UND, Sr., F)	28	1.32	17	20	37
4.	Rylan Schwartz (CC, Sr., F)	27	1.30	12	23	35
	Corban Knight (UND, Sr., F)	28	1.25	12	23	35
	Drew LeBlanc (SCSU, Sr., F)	28	1.25	10	25	35
7.	Josh Archibald (UNO, So., F)	28	1.18	18	15	33
8.	Matt Leitner (MSU, So., F)	28	1.14	13	19	32
	Alexander Krushelnyski (CC, Jr., F)	28	1.14	11	21	32
10.	Alex Petan (MTU, Fr., F)	28	1.04	11	18	29
	Nic Dowd (SCSU, Jr., F)	28	1.04	11	18	29
12.	Matt White (UNO, Jr., F)	26	1.08	11	17	28
	Eriah Hayes (MSU, Sr., F)	28	1.00	15	13	28
	Tony Cameranesi (UMD, Fr., C)	28	1.00	11	17	28
15.	Dominic Zombo (UNO, So., F)	28	0.96	8	19	27
16.	Austin Farley (UMD, Fr., W)	27	0.96	14	12	26
	Michael Mersch (UW, Jr., F)	28	0.93	17	9	26
	Mike Seidel (UMD, Sr., W)	28	0.93	13	13	26
	Kalle Kossila (SCSU, Fr., F)	28	0.93	13	13	26
	William Rapuzzi (CC, Sr., F)	28	0.93	12	14	26
	Rocco Grimaldi (UND, Fr., F)	28	0.93	10	16	26
	Nate Schmidt (MINN, Jr., D)	28	0.93	7	19	26

DEFENSEMEN SCORING LEADERS (WCHA Games)

Rk	Name (Team, Yr.)	GP	PPG	G	A	Pts.
1.	Nate Schmidt (MINN, Jr.)	28	0.93	7	19	26
2.	Mike Boivin (CC, Sr.)	28	0.82	13	10	23
	Joey LaLeggia (DU, So.)	28	0.82	10	13	23
	Nick Jensen (SCSU, Jr.)	28	0.82	4	19	23
5.	Andrew Prochno (SCSU, So.)	27	0.81	3	19	22
6.	David Makowski (DU, Jr.)	28	0.64	7	11	18
	Andrej Sustr (UNO, Jr.)	28	0.64	7	11	18
8.	Dillon Simpson (UND, Jr.)	28	0.61	3	14	17
9.	Eamonn McDermott (CC, Jr.)	27	0.59	1	15	16
10.	Jake McCabe (UW, So.)	24	0.62	3	12	15
	Joe Gleason (UND, Sr.)	27	0.56	5	10	15
	Steven Seigo (MTU, Sr.)	28	0.54	6	9	15
	Andy Welinski (UMD, Fr.)	28	0.54	3	12	15
	Zach Palmquist (MSU, So.)	28	0.54	3	12	15
15.	Nolan Zajac (DU, Fr.)	26	0.54	4	10	14
	Scott Mayfield (DU, So.)	28	0.50	4	10	14

FRESHMAN SCORING LEADERS (WCHA Games)

Rk	Name (Team, Pos.)	GP	PPG	G	A	Pts.
1.	Alex Petan (MTU, F)	28	1.04	11	18	29
2.	Tony Cameranesi (UMD, C)	28	1.00	11	17	28
3.	Austin Farley (UMD, W)	27	0.96	14	12	26
	Kalle Kossila (SCSU, F)	28	0.93	13	13	26
	Rocco Grimaldi (UND, F)	28	0.93	10	16	26
6.	Jonny Brodzinski (SCSU, F)	28	0.82	16	7	23
7.	Blake Tatchell (UAA, F)	28	0.75	6	15	21
8.	Jujhar Khaira (MTU, F)	28	0.68	4	15	19
9.	Nic Kerdiles (UW, F)	20	0.85	3	14	17
	Dylan Margonari (MSU, F)	27	0.63	9	8	17
11.	Teddy Blueger (MSU, F)	28	0.57	5	11	16
12.	Andy Welinski (UMD, D)	28	0.54	3	12	15
13.	Nolan Zajac (DU, D)	26	0.54	4	10	14
14.	Drake Caggiula (UND, F)	27	0.48	6	7	13
	Brett Knowles (MSU, F)	27	0.48	5	8	13

GOALS AGAINST AVERAGE (WCHA Games)

Rk	Name (Team, Yr.)	GAA
1.	Stephon Williams (MSU, Fr.)	1.93
2.	Landon Peterson (UW, So.)	2.01
3.	Adam Wilcox (MINN, Fr.)	2.13
4.	Joel Rumpel (UW, So.)	2.21
5.	Ryan Faragher (SCSU, So.)	2.26
6.	Zane Gothberg (UND, Fr.)	2.28
7.	Juho Olkinuora (DU, So.)	2.44
8.	Clarke Saunders (UND, Jr.)	2.60
9.	Andrew Walsh (BSU, So.)	2.65
10.	Matt McNeely (UMD, Fr.)	2.82

SAVE PERCENTAGE (WCHA Games)

Rk	Name (Team, Yr.)	SV%
1.	Landon Peterson (UW, So.)	.928
2.	Stephon Williams (MSU, Fr.)	.927
3.	Juho Olkinuora (DU, So.)	.924
4.	Zane Gothberg (UND, Fr.)	.923
5.	Joel Rumpel (UW, So.)	.921
6.	Ryan Faragher (SCSU, So.)	.919
7.	Adam Wilcox (MINN, Fr.)	.914
8.	Andrew Walsh (BSU, So.)	.912
9.	Joe Howe (CC, Sr.)	.912
10.	Clarke Saunders (UND, Jr.)	.908

WINNING PERCENTAGE (WCHA Games)

Rk	Name (Team, Yr.)	Pct.
1.	Zane Gothberg (UND, Fr.)	.708
2.	Ryan Faragher (SCSU, So.)	.685
	Adam Wilcox (MINN, Fr.)	.685
4.	Juho Olkinuora (DU, So.)	.676
5.	Landon Peterson (UW, So.)	.650
6.	Stephon Williams (MSU, Fr.)	.620
7.	John Faulkner (UNO, Sr.)	.619
8.	Clarke Saunders (UND, Jr.)	.562
9.	Joel Rumpel (UW, So.)	.556
10.	Joe Howe (CC, Sr.)	.500

WINS (WCHA Games)

Rk	Name (Team, Yr.)	W-L-T
1.	Ryan Faragher (SCSU, So.)	18-8-1
2.	Adam Wilcox (MINN, Fr.)	16-6-5
3.	Stephon Williams (MSU, Fr.)	15-9-1
4.	John Faulkner (UNO, Sr.)	12-7-2
5.	Juho Olkinuora (DU, So.)	9-3-5
	Joe Howe (CC, Sr.)	9-9-3
7.	Joel Rumpel (UW, So.)	8-6-4
	Matt McNeely (UMD, Fr.)	8-8-3
9.	Zane Gothberg (UND, Fr.)	7-2-3
	Clarke Saunders (UND, Jr.)	7-5-4

MINUTES PLAYED (WCHA Games)

Rk	Name (Team, Yr.)	MINS
1.	Adam Wilcox (MINN, Fr.)	1660:59
2.	Ryan Faragher (SCSU, So.)	1592:59
3.	Stephon Williams (MSU, Fr.)	1461:15
4.	Joe Howe (CC, Sr.)	1234:27
5.	Matt McNeely (UMD, Fr.)	1212:13
6.	John Faulkner (UNO, Sr.)	1172:06
7.	Joel Rumpel (UW, So.)	1059:58
8.	Andrew Walsh (BSU, So.)	1018:50
9.	Juho Olkinuora (DU, So.)	1007:59
10.	Pheonix Copley (MTU, Fr.)	982:50



2012-13 NCAA HOME ATTENDANCE LEADERS (Total)

Rk	School	GP	Total
1.	North Dakota	21	243,426
2.	Minnesota	22	218,905
3.	Wisconsin	21	199,942
4.	Colorado College	19	132,607
5.	Nebraska Omaha	18	130,200
6.	Denver	24	126,459
7.	Boston College	18	114,911
8.	Minnesota Duluth	18	111,715
9.	Michigan	19	101,789
10.	Michigan State	17	99,767


2012-13 NCAA HOME ATTENDANCE LEADERS (Average)

Rk	School	GP	Average
1.	North Dakota	21	11,592
2.	Minnesota	22	9,950
3.	Wisconsin	21	9,521
4.	Nebraska Omaha	18	7,233
5.	Colorado College	19	6,979
6.	Boston College	18	6,384
7.	Minnesota Duluth	18	6,206
8.	Michigan State	17	5,867
9.	New Hampshire	17	5,521
10.	Michigan	19	5,357



The University of North Dakota led NCAA Division I men's hockey in home attendance in 2012-13, averaging 11,592 fans per game. UND, which was the only team in the nation to average more than 10,000 fans per home game, also led NCAA DI men's hockey in total home attendance (243,426).





UND HOCKEY HISTORY

UND Hockey Pioneers.....	106
UND Hockey Chronology.....	107-112
1959 NCAA Champions	113
1963 NCAA Champions	114
1980 NCAA Champions	115
1982 NCAA Champions	116
1987 NCAA Champions	117
1997 NCAA Champions	118
2000 NCAA Champions	119
UND in the WCHA Playoffs....	120-122
UND in the NCAA Postseason....	123
All-Time NCAA Champions	124



By Chuck Johnson

Big-time hockey at the University of North Dakota, one of the most successful Division I programs in the United States, was the product of co-founders, the late Glenn "Red" Jarrett and Calvin Coolidge Marvin.

Marvin, a Warroad, Minn., native, who died on Sept. 5, 2004, recalled one of their early conversations: "Red said, 'Cal, get me a team, and I'll get you a schedule.' I said, 'Red, get me a schedule and I'll get you a team.'"



Glenn "Red" Jarrett

Both lived up to their promises, and UND now has seven national title banners flying in the new Ralph Engelstad Arena. Only Michigan has more, with nine, and the Wolverines won early titles before UND's schedule even qualified the Sioux for national competition

and consideration.

Jarrett, an All-American halfback on UND's 1930 football team, was football coach and athletic director in the spring of 1947 when he made the move from club hockey. His decision was met with derision in Grand Forks, on and off the campus.

People wanted to know why UND needed another sport. Were not football and basketball – for men only at the time – enough?

Jarrett went ahead with his plan, anyway. He talked Fritz Crisler, the Michigan athletic director, into a two-game series against the Wolverines, in Ann Arbor at that. Jarrett also lined up other established college hockey programs for the first season – Minnesota, Colorado College and Michigan Tech.

Marvin, meanwhile, worked tirelessly recruiting players from northwestern Minnesota, particularly Warroad and Crookston. The Johnson brothers – Russell "Buzz" and Milton "Prince" – were already on campus, playing for the semipro Grand Forks Amerks. They were listed from Webster, S.D. (NBC anchor Tom Brokaw's home town), but they had grown up in Canada, and they could skate.

Bob Murray, like Marvin a World War II veteran, was brought in to play goalie. He was from Warroad, as were wings Gordon "Ginny" Christian, representing a famous hockey family, and Wes "Frisky" Cole, George Dickinson

and Ted Wilson. Standouts from Crookston included center Jim Medved, defenseman John Noah and wing Bill Sullivan.

Marvin, besides serving Coach Don Norman, formerly of Crookston Cathedral, as an assistant on the ice, was on defense, alongside Joe Silovich of Eveleth, Minn., who also played both halfback in football and the French horn in the symphony; and the McKinnon brothers, Dan and Paul, of Williams, Minn. Also in the front lines were Jim Doyle of Thief River Falls, formerly of Warroad; and Bob Krumholz of Hallock.

Art Foreman of Wahpeton, from the club team, backed Murray in goal and gave North Dakota representation on the original team, as did Robert "Monk" Monroe, student manager from Enderlin.

This, then, was a pickup team, wearing used UND football jerseys and other makeshift equipment – but not just any pickup team.

Its first college game was at Michigan, which went on to win the first National Collegiate Athletic Association hockey tournament, the idea of the Michigan coach, Vic Heyliger. The Wolverines lost only two games all season. One of them was the series opener against UND. The Sioux won, 6-5. Marvin said that he could not recall much about the game or the trip, but he did remember that Noah scored the winning goal.

There were not many fans at the Friday game, but the crowd was huge the second night, when Michigan gained revenge, 5-2.

Marvin had an explanation.

"Before the first game," he said, "they had never heard of us. In fact, the newspaper said that no one was sure which side of the Mississippi River North Dakota was on. They know now."

That first season, the Sioux played States-Dominion League semipro teams from Grand Forks and Thief River Falls, but they also compiled an 8-4 record against top college teams.

They split two-game series with Michigan, Minnesota and Colorado College and they won three out of four from Michigan Tech. Home games were played in an unheated building, affectionately as "the barn." If the temperature was 20 below zero outside, it felt even colder inside.

After the Sioux returned by railroad from the upset of Michigan, Marvin recalled a history class taught by Elwyn B. Robinson, later author of "North Dakota History."



UND hockey pioneer Cal Marvin.

"The professor said, 'History was made over the weekend by our hockey team. Hockey players, please stand – Mr. Christian . . . Mr. Noah . . . Mr. Marvin!' It was something I won't forget."

Marvin's interest in hockey has been life-long. For half a century, he ran the Warroad Lakers, which played and beat Canadian opposition in a semipro league. The first indication of his devotion may have been when he enlisted in the U.S. Marines in World War II. On his \$10,000 GI (government issue) life insurance policy, he listed as beneficiary the indoor ice rink in Warroad.

The rink was built 50 years later, and it is a fine one. The project, however, did not benefit from Marvin's insurance policy, which has yet to be cashed in. Marvin was the guiding force in making sure that his home town possessed excellent hockey accommodations.

The late Chuck Johnson, a Williston, N.D., native, graduated from UND in 1948. As a senior at the University, Johnson was the school's sports information director when UND went big-time in hockey. He went on to a career in journalism and was a long-time sports editor at the Milwaukee Journal. Johnson moved back to Grand Forks in December 2000 and did volunteer work for the athletic department and the Alumni Association and Foundation until his death in January 2005.



The Winter Sports Building, affectionately referred to as the "Barn," was built in 1936. It was originally going to house indoor football and track practices. The unheated barn was home to UND hockey until 1972.



Sept. 1946: The University of North Dakota hired John C. (Jamie) Jamieson as hockey coach. Jamieson, a student at the university, led the first postwar team to a 7-6-0 overall record, playing area town and college teams. Jamieson's 19 player squad opened the season at home, Jan. 6, 1947, losing to St. Cloud Teachers, 8-1.

Jan. 10, 1948: UND crashes into the big-time of college hockey when it stuns the Michigan Wolverines 6-5 in Ann Arbor. Strong defense and a pair of goals each from John Noah, Gordon (Ginny) Christian and Jim Medved key the big win. Noah scores the winning goal at 19:14 of the third period. Bob Murray stops 34 Michigan shots in the UND nets.

1951-52: UND, a charter member of the Midwest Collegiate Hockey League, the forerunner of the WCHA, finishes the season with a 13-11-1 record under third-year head coach Cliff "Fido" Purpur by sweeping four games from Michigan Tech and splitting with Minnesota and Michigan.

1952-53: North Dakota sprinted to a 13-0 start, the best ever by a UND team, but ended the season with two losses at Michigan to keep the Fighting Sioux from their first NCAA tournament bid.

Autumn 1953: The autumn of 1953 saw the arrival of artificial ice in UND's Winter Sports Building- or "The Barn" as it was often called - as Sioux hockey was growing in popularity.

Jan. 14-15, 28-29, 1954: Gerald "Spike" Schultz stoness Michigan Tech with four consecutive shutouts 5-0, 5-0 at Tech and 4-0, 7-0 at UND, in Western Intercollegiate Hockey League action.

March 15-16, 1958: Seven different Sioux score as UND routs Harvard, 9-1, in Minneapolis, in its first ever trip to the NCAA semifinals. WIHL foe Denver, however, tops the Sioux 6-2 in the championship game leaving the Sioux players with unfinished business heading into the 1958-59 season.

March 12-14, 1959: UND wins its first national championship by virtue of two action-packed 4-3 overtime thrillers at RPI in Troy, N.Y. Guy LaFrance's goal at 4:22 of sudden death overtime eliminates St. Lawrence in the semifinal game. Reg Morelli tallies a pair of goals, and Art Miller and Ed Thomlinson one each in the St. Lawrence game. Morelli duplicates LaFrance's OT heroics when he scores at 4:18 of the first overtime period in the championship game against Michigan State, giving the Sioux a 4-3 win. The Spartans lead 1-0 after one period, but the Sioux go up 3-1 in the second on goals by Ralph Lyndon, Jerry Walford and Stan Paschke. State ties it late in the third, setting the stage for Morelli's dramatic shot over the sprawling Spartan goalie Joe Selinger, who records 26 saves. George Gratton stops 21 MSU shots. Morelli is tourney MVP.

Dec. 30, 1960: UND drops a hard-fought 4-3 decision to the touring USSR All-Star team, the top players in the Soviet Union, when the Soviets score at 7:38 of the third period. The game marks the first time UND has met a European team and is played before 3,000 spectators. Dave Merrifield and Bill Colpitts give UND a 2-1 first period lead. Whitey White sends UND ahead 3-2 midway through the second period. George Gratton records 24 saves in the Sioux nets. The USSR goalie has 21 stops.



Gerald "Spike" Schultz recorded four straight shutouts, all against Michigan Tech, in 1954.

March 14-16, 1963: UND tops host Boston College 8-2 in the semifinal round of the NCAA tournament. Don Stokaluk and Pete Stasiuk each notch a pair of goals, while Dave Merrifield, John Sutherland, Al McLean and Ernie Dyda each tally once. Joe Lech makes 18 saves, while two BC goalies record 43. UND races to a 5-2 first period lead over Denver to win its second NCAA title on goals by Don Stokaluk, Al McLean, Ernie Dyda, Stokaluk and Jack Matheson. McLean, who is named tourney MVP, scores the winning goal at 5:01 of the second period to make the final score 6-5. UND's Joe Lech makes only 11 saves in the game, while Rudy Unis of Denver has 32.



Al McLean was named MVP of the 1963 NCAA Tournament and was inducted into the UND Hall of Fame in 1997.

March 18-20, 1965: UND loses to Boston College 4-3 at Brown University in Providence, R.I., in the first round of the NCAA tournament and then defeats host Brown 9-5 for third place.

March 16, 1967: The Fighting Sioux win the WCHA and top Minnesota 7-2 and Denver 3-2 in the playoffs to advance to the NCAA tournament. Cornell and goaltender Ken Dryden shutout the Sioux 1-0 in the semifinals.

March 15-16, 1968: UND topples Cornell 3-1 in the first round of the NCAA tournament in Duluth, Minn., but falls to Denver 4-0 in the title game. UND had advanced to the NCAA tournament by beating home-standing Michigan Tech 3-2 in a total goals series. The first game is a 0-0 deadlock, the only scoreless tie in UND history.

Dec. 21, 1968: UND edges Minnesota 5-4 in five overtimes in the final of the St. Paul Classic tourney on Buzz Christiansen's goal at 2:09 of the fifth OT. The game, which still ranks as one of the longest in collegiate history, lasts four hours, 54 minutes.


Feb. 26, 1972: In the last regular season game to be played in the "Barn", North Dakota lost

to the University of Minnesota 5-1. The barn would host two WCHA playoff games against Michigan on March 7-8, 1972. The Sioux won both games by scores of 5-1 and 10-2.

Nov. 10, 1972: UND dedicates its new \$2 million Winter Sports Center by topping Colorado College 5-4 before a capacity crowd. The first goal in the building was scored by Colorado College's Doug Palazzari at 1:20 of the first period. UND's first goal tied the game at 1-1 at 7:49 when Earl Anderson scored on the power play assisted by Bob Lawson and Jim Calhoun. Tim Delmore was in the nets for the Fighting Sioux and Rube Bjorkman was overseeing the bench.

March 7, 1978: John "Gino" Gasparini, a North Dakota assistant coach since 1971, is named head hockey coach. He replaces Rube Bjorkman, who had announced his resignation on Jan. 4, 1978.

March 3, 1979: UND wins its first WCHA championship in 12 years by beating Minnesota on the road 4-2 under the guidance of first-year head coach John "Gino" Gasparini.



Mark Taylor, former All-American and member of the 1980 NCAA All-Tournament team, was voted into UND's Athletic Hall of Fame in 1993.

two by Phil Sykes. The Sioux ride four goals by Doug Smail to a 5-2 win over Northern Michigan to win their third national championship.

March 27, 1982: The Sioux win their fourth national title by a 5-2 margin over Wisconsin after third-period goals by Phil Sykes (2) and Cary Eades snap a 2-2 tie. UND's Darren Jensen records 23 saves and Terry Kleisinger has 33 in the Wisconsin nets. The Sioux beat Northeastern 6-2 in the semifinal, taking a 6-0 lead on goals by Glen White, Phil Sykes, Jim Archibald, Cary Eades, Troy Murray and Dusty Carroll. Jensen makes 24 stops while Northeastern goalies make 26 stops.

Dec. 26, 1982 through Jan. 2, 1983: The Sioux make their first trip to Europe to play in the prestigious Spengler Cup tournament in Davos, Switzerland. UND registers a 1-4-1 record against older teams from the USSR, Czechoslovakia, Switzerland and West Germany.

March 26, 1983: North Dakota hosted the 1983 Division I Championships at Engelstad Arena. Wisconsin won its fourth (first of two for head coach Jeff Sauer) NCAA Championship, defeating Harvard 6-2 in front of 6,370 fans.

March 16-17, March 22-23, 1984: The Sioux edge RPI at Troy, N.Y., 5-4 and 4-2, to advance to the NCAA semifinals in Lake Placid, N.Y., where they lose 2-1 in OT to Minnesota Duluth and edge Michigan State 6-5 in OT in the third-place game on a goal by wing Dean Barsness.

Jan. 11, 1986: In one of the most amazing comebacks in UND hockey history, the Sioux defeat Minnesota Duluth 8-7 in OT in Duluth.



The last regular season game in the "Barn" was on Feb. 26, 1972, against the University of Minnesota.



The new Winter Sports Building opened in 1972. The building was renamed the Ralph Engelstad Arena after former hockey player Ralph Engelstad donated \$5 million dollars to the university. Ralph Engelstad Arena was utilized from 1972-2001.

March 23-24, 1979: UND defeats Dartmouth 4-2 in Detroit's Olympic Stadium in the semifinals of the NCAA tournament. UND uses goals from Howard Walker, Erwin Martens, Mark Taylor and Cary Eades in the triumph. Minnesota edges the Sioux 4-3 in the title game. Sioux goals are scored by Bill Himmelright, Kevin Maxwell and Marc Chorney.

March 27-28, 1980: The Sioux top Dartmouth 4-1 at Providence, R.I., on four third-period goals – including

UND trails 7-3 with 2:56 left in the third period before scoring four goals in 2:41 to force the OT. Scott Koberinski scores at 17:05, Brian Williams tallies twice at 17:58 and 19:10, and Chris Jensen ties it at 19:46. Ian Kidd's deflection of Glen Klotz's shot, only 50 seconds into OT, is the game winner.



Freshman goalie Ed Belfour was one of four UND All-Americans in 1987 and went on to be the third-winningest goalie in NHL history.

March 26-28, 1987: North Dakota wins its fifth NCAA crown and third in just nine years with Gasparini behind the bench. UND gains entry into the title game by virtue of a 5-2 victory over Harvard in the semifinals at Detroit's Joe Louis Arena. Freshman Brent Bobyck, junior Bob Joyce, sophomore sensation Tony Hrkac, senior Mickey Krampotich and junior Steve Johnson notch Sioux goals in the triumph over the Crimson, while freshman Ed Belfour makes 37 saves in goal. In the title contest on Saturday evening, UND takes a 3-0 first period lead over Michigan State on goals by sophomore defenseman Ian Kidd, freshman Murray Barron and Joyce. The Spartans score midway through the second period before Sioux senior Malcolm Parks makes it 4-1. MSU cuts it to 4-2 at the end of two periods. Bobyck scores at 7:54 and MSU tallies a late goal to make the final a 5-3 North Dakota decision. Belfour has only 15 saves in the tight-checking game played before an NCAA tournament record crowd of 17,644. Hrkac is named winner of the Hobey Baker Memorial Award as the top player in college hockey. John "Gino" Gasparini is named National Coach of the Year.

Nov. 27, 1992 – Greg Johnson records his 169th assist to become UND's all-time assists leader as the Sioux defeat St. Cloud State 4-3 in Grand Forks.



Captain Bob Joyce hoists the trophy as UND celebrates its 1987 NCAA championship win in Detroit.

Feb. 26, 1993: Greg Johnson assists on Brad Bombardir's goal at 0:19 of the third period in a 5-1 win at Michigan Tech. The assist makes Johnson the WCHA's all-time assists co-leader (151) and UND's all-time leading scorer. Johnson ends his career at UND with 272 points. He is still tied for fourth in WCHA assists

March 31-April 2, 1993: Greg Johnson is named a first-team All-American for the second time in his career and finishes as runner-up to Maine's Paul Kariya in the voting for the Hobey Baker Memorial Award as college hockey's top player.

June 26, 1993: Incoming freshman Landon Wilson, son of former Sioux and UND Hall of Famer Rick Wilson, becomes UND's fifth first-round NHL draft choice when the Toronto Maple Leafs select him 19th overall.



Greg Johnson (1989-93) is UND's all-time leading scorer with 272 points (74-198) and is the WCHA's all-time leader in assists. He went on to enjoy a 12-year NHL career.

April 9, 1994: John "Gino" Gasparini resigns as head coach of the Sioux hockey program after 16 years in that position. He leaves with three NCAA titles and a 392-248-24 record to his credit.

May 21, 1994: Dean Blais, a Sioux hockey assistant coach from 1980-89, is named UND's 14th head hockey coach.

March 10-11, 1995: Under rookie head coach Dean Blais, the Sioux win their first playoff series in four years when they sweep host St. Cloud State 3-2 and 5-2 at the National Hockey Center. UND advances to the WCHA Final Five for the first time and drops a tight-checking, 3-2 decision to Minnesota.

1996-97: The 1996-97 season marks the 50th anniversary of Fighting Sioux hockey.

Feb. 21-22, 1997: The Fighting Sioux post back-to-back shutouts of Alaska-Anchorage at Engelstad Arena to clinch the coveted MacNaughton Cup as the WCHA's regular-season champions. North Dakota shared this honor with Minnesota.

March 14-15, 1997: The Sioux top Colorado College 5-1 in the semifinals of the WCHA Final Five to advance to the championship game against conference co-champion Minnesota. North Dakota topped the Gophers 4-3 in overtime on a goal by Peter Armbrust to take home the Broadmoor Trophy as the WCHA playoff champions.

March 27-29, 1997: A 6-2 win over Cornell in the NCAA West Regional tournament sends the Fighting Sioux to the NCAA final four championship tournament for the first time in 10 years. In the semifinals in Milwaukee, the Sioux meet a familiar opponent in Colorado College. Goals by Jason Blake, Matt Henderson, Kevin Hoogsteen, Jesse Bull, David Hoogsteen and Adam Calder lift the Sioux to a 6-2 win over



Matt Henderson (1994-98) was named the 1997 NCAA Tournament Most Outstanding Player, the sixth UND player to receive the honor.

the Tigers and earns them their first trip to the NCAA title game in 10 years. In the championship game, Boston University jumps out to a 2-0 lead after the first period of play. The Sioux storm back in the second period taking a 3-2 lead on goals by Curtis Murphy, David Hoogsteen, and Matt Henderson. B.U. ties the game at 13:56 but Henderson's goal at 15:49 gives the Sioux the lead. David Hoogsteen's goal at 19:54 caps the Sioux's five-goal period. B.U. scores a goal late in the third period to close the gap but Adam Calder ices the victory with an empty-net goal at 19:47. Freshman netminder Aaron Schweitzer turns away 25 Terrier shots and is named to the all-tournament team with Hoogsteen, Murphy and Henderson, who is also named the tournament's Most Outstanding Player. Jason Blake becomes UND's tenth Hobey Baker Award finalist while Dean Blais is honored as the American Hockey Coaches Association Coach of the Year.

Feb. 27, 1998: The Sioux clinch their second-straight WCHA regular season title with a 6-3 win over Minnesota-Duluth.

March 28, 1998: The Fighting Sioux's season is cut short as Michigan defeats the Sioux 4-3 at the NCAA West Regional. The 30-8-1 season is the second straight 30-plus win season and second straight appearance in the NCAA Tournament. Curtis Murphy, the WCHA's Player of the Year, is named a first-team All-American and a Hobey Baker Finalist.

Feb. 20, 1999: History is made as the Sioux clinch their third-straight WCHA regular season title with a 4-3 win over Alaska Anchorage. UND is just the second team in WCHA history to win three straight regular season titles.

April 6, 2000: The University of North Dakota makes its fourth trip to Providence, R.I., for the NCAA playoffs. North Dakota meets Maine in the semifinal and blanks the Black Bears 2-0. The final game pits UND against Boston College. Last season, Boston College knocked UND out of the playoffs in the quarterfinal round. The Fighting Sioux prevail this time to win a 4-2 game for their seventh national title. Lee Goren is named to the NCAA All-Tournament team and most outstanding player. Jeff Panzer is a finalist for the Hobey Baker award. Panzer and goaltender Karl Goehring are named JOFA First Team All-Americans and Goren is named a Second Team All-American.



Team captain Peter Armbrust with the 2000 NCAA championship trophy following UND's 4-2 win over Boston College in Providence, R.I.

March 11, 2001: North Dakota defeated the University of Minnesota-Duluth 4-0 in the final game held in the "old" Ralph Engelstad Arena. The final goal scored in the arena was by Jeff Panzer, an unassisted effort at 5:27 of the third period. Karl Goehring was in the nets for the Sioux, making 25 saves in his 14th career shut-out. The Fighting Sioux will leave the old arena with a home 400-171-22 record (.693 winning percentage) over 29 seasons.

March 17, 2001: After winning its 11th MacNaughton Cup as the WCHA league regular season champion with an 18-4-6 record, the Fighting Sioux advanced to the Final Five Championship game and lost an overtime decision to St. Cloud State, 6-5. North Dakota would roll through the NCAA East Regional with a 4-1 win over Colorado College.



Jeff Panzer (1997-2001), a finalist for the Hobey Baker Award in 2000 and 2001, had a team-high 81 points (26 goals, 55 assists) in his senior season.

April 7, 2001: In Albany, New York, just two days earlier, the Fighting Sioux met Michigan State (who posted their best record in history with a 33-5-4 finish after North Dakota shut the Spartans out 2-0) in the NCAA semi-final game. The Sioux and Boston College met for the second straight year in the NCAA Frozen Four Championship Game. The Sioux trailed 2-0 with 3:42 left in the game but Tim Skarperud and Wes Dorey would score after Blais pulled goaltender Karl Goehring to tie BC 2-2 and send the game into overtime. In the overtime it was BC's Kryz Kolanos who scored his 25th goal of the season to give Boston College the win. It was the first NCAA Hockey Championship for the Eagles since 1949. Jeff Panzer and Travis Roche were named JOFA/AHCA First Team All-Americans and Bryan Lundbohm was named to the second team. Panzer was also a finalist for the second time for the Hobey Baker award. Head coach Dean Blais would later receive the Spencer Penrose Award for being the Division I Coach of the Year.

Oct. 5, 2001: The Fighting Sioux hockey team plays its first game in the new Ralph Engelstad Arena. UND falls to Minnesota 7-5 in the Hall of Fame Game in front of a sellout crowd of 11,690. Senior defenseman and team captain Chad Mazurak scores the first goal in the new building exactly six minutes into the game. Paid for in full by former Sioux goaltender Ralph Engelstad, the new arena is a state-of-the-art \$100 million dollar structure that seats 11,406 fans. It boasts two ice sheets, the main rink is NHL size and there is an attached Olympic-sized practice ice sheet. There are 48 luxury suites with 930 seats. In addition, there is a pro shop and the Sioux Tradition/Hall of Fame in the main lobby area.



March 28, 2003: After a one-year absence, the Sioux return to the NCAA playoffs. UND was eliminated by Ferris State in the NCAA West Regional in Minneapolis, ending UND's season with a 26-12-5 record. Freshman sensation Zach Parise is named a Hobey Baker Finalist – the first freshmen in UND history to be so honored – and is named to the All-WCHA Third team and All-Rookie Team. Brandon Bochenski is a second-team selection, while David Hale and Andy Schneider join Parise on the third team.

March 5, 2004: UND defeats Michigan Tech, 5-1, at Ralph Engelstad Arena, to clinch the WCHA title. It is the 13th WCHA title for the Fighting Sioux, more than any other conference school. UND finishes the regular season on March 6 with another 5-1 win over Michigan Tech. UND compiles a 20-5-3 WCHA record.



UND celebrates its 2003-04 WCHA MacNaughton Cup championship.

March 27, 2004: Denver stuns UND, 1-0, in the West Region championship game in Colorado Springs, Colo., on a goal by Pioneers' forward Luke Fulghum with 2:29 to play in the third period. It marked the first time UND was shut out since Dec. 1, 2001, when Minnesota State shut out the Sioux, 6-0. North Dakota's season comes to an end with UND fashioning a 30-8-3 overall record. It was the fifth 30-win season for the Sioux in Dean Blais's 10 years as head coach.

April 7, 2004: Brandon Bochenski and Zach Parise are named first team All-Americans by the American Hockey Coaches Association. It is the 12th time in school history that UND has had two or more players named to the first team, but first time since 2000-01, when Jeff Panzer and Travis Roche were first team selections. UND's men's hockey team has now had 36 players to be honored one or more times as first team All-Americans.

April 9, 2004: Zach Parise, one of three finalists for the Hobey Baker Award, is one of two runners-up to winner Junior Lessard of Minnesota Duluth. Parise and teammate Brandon Bochenski were both earlier named Top 10 finalists for the Hobey Baker Award.

June 25, 2004: Dean Blais announces he is stepping down after 10 seasons as UND's head coach to take the associate head coaching position with the Columbus Blue Jackets of the NHL. Counting nine years that Blais spent as an assistant at UND, Blais worked with the Fighting Sioux hockey program for 19 years. Hired as the 14th head coach in the history of UND hockey on May 21, 1994, Blais compiled a 262-115-33 overall record at North Dakota, and his .679 winning percentage was the highest among active NCAA men's hockey coaches at the conclusion of the 2003-04 season. His


262 wins rank second on the school's all-time list, trailing only his mentor, John "Gino" Gasparini (392), under whom Blais served as an assistant coach at UND from 1980-89. Blais leaves UND with a 176-87-20 WCHA record (.657) and in 2003-04 he posted his fourth 20-win WCHA season.

June 26, 2004: UND's Drew Stafford, who just completed his freshman season, is chosen by the Buffalo Sabres as the 13th overall selection in the NHL draft. Incoming Sioux freshman Travis Zajac is chosen 20th overall by the New Jersey Devils. Zajac is the third player with UND ties in the last five years to be drafted in the first round by New Jersey, joining Zach Parise in 2003 and David Hale in 2000.

July 9, 2004: Dave Hakstol is named the 15th head coach in Fighting Sioux hockey history. Hakstol takes the position after serving on Dean Blais coaching staff for four years.

Aug. 3, 2004: Cary Eades is named an assistant coach on Dave Hakstol's coaching staff. It marks the beginning of Eades' second stint as a UND assistant. Eades served on John "Gino" Gasparini's staff for seven seasons from 1984-1991.

March 26, 2005: UND defeats Boston College, 6-3, in the East Region final in Worcester, Mass., to earn the school's 15th trip to the NCAA Frozen Four. The win came one night after UND sophomore goalie Jordan Parise shut out Boston University, 4-0, in the region semifinals.



Zach Parise (2002-04) was named a Hobey Baker Award finalist in each of his two seasons at UND and is the only Sioux ever to be named a finalist for the award as a freshman.

April 9, 2005: Denver defeats the Fighting Sioux, 4-1, in the NCAA championship game after UND had downed Minnesota, 4-2, behind two goals from Erik Fabian in the NCAA semifinals on April 7. Sioux freshman Travis Zajac was named to the NCAA all-tournament team.

March 18, 2006: UND beats St. Cloud State, 5-3, in the WCHA Final Five championship game at the Xcel Energy Center in St. Paul. UND wins the Broadmoor Trophy for the first time since the 2000 season. The WCHA playoff title also means UND wins the conference's automatic berth into the NCAA tournament.

March 24-25, 2006: UND hosts the NCAA West Regional at Ralph Engelstad Arena, marking the first time the Sioux have played an NCAA tournament game at home since 1987. The regional semifinal matchups feature top seed Minnesota against Holy Cross and the Sioux against Michigan. Holy Cross upsets Minnesota, 4-3, in overtime in one semifinal, while UND downs Michigan, 5-1, in the other. The Sioux claim the West Region title by defeating Holy Cross, 5-2, in the region championship game.

April 6, 2006: The Sioux fall, 6-5, to Boston College in the semifinals of the NCAA Frozen Four in Milwaukee, Wis. It is the second year in a row and 16th time in school history that UND qualifies for the Frozen Four.

June 24, 2006: UND's Jonathan Toews, who had just completed his freshman season, is chosen by the Chicago Blackhawks as the third overall selection in the NHL Entry Draft. Toews becomes the highest draft choice in UND school history.



Dec. 15, 2006: UND sophomore forward Jonathan Toews makes Canada's World Junior team and is named an alternate captain for Team Canada, which goes on to win the gold medal at the tournament, held in Leksand and Mora, Sweden. Toews led Canada in scoring and was named to the all-tournament team. He scored three goals in a semi-final shootout against the United States.



Jonathan Toews led Team Canada to back-to-back gold medals at the 2006 and 2007 World Junior Championships. He led the team in scoring in 2007.

March 15, 2007: Sophomore forward Ryan Duncan is named WCHA Player of the Year after leading the league in scoring, goals, power play goals and game-winning goals.

March 25, 2007: UND defeats Minnesota 3-2 in overtime to win the NCAA West Regional in Denver, Colo. Fighting Sioux senior captain Chris Porter scored the game-winning goal at 9:43 of overtime. The win sends UND to the Frozen Four for the 17th time in school history and third year in a row.

April 5, 2007: For the second year in a row, UND loses to BC in the semifinals of the Frozen Four. The Eagles beat UND 6-4 in St. Louis, Mo.

April 6, 2007: Ryan Duncan becomes the second UND player to ever win the Hobey Baker Award. Duncan is named a first team AHCA All-American as is teammate Jonathan Toews. Taylor Chorney is named a second team All-American.

March 20, 2008: Junior forward T.J. Oshie and senior goalie Jean-Philippe Lamoureux are among the 10 national finalists for the Hobey Baker Award. It is the second time in school history UND has two finalists in the same year

(Zach Parise, Brandon Bochenski in 2004).

March 30, 2008: UND advances to its fourth consecutive NCAA Frozen Four with a 3-2 overtime win over host Wisconsin in the NCAA West Region championship. Junior Andrew Kozek scores the winning goal 1:47 into overtime. UND's season would come to an end with 6-1 loss to Boston College in the NCAA Frozen Four semifinal. Oshie is named a first team All-American.

March 6, 2009: The Sioux clinch their WCHA-leading 14th league championship with a 2-1 win at Wisconsin. UND would celebrate with the MacNaughton Cup the following Saturday after sweeping visiting Michigan Tech in the opening round of the WCHA playoffs.

March 28, 2009: Senior forward Ryan Duncan plays in his 175th consecutive game in UND's 6-5 overtime loss to New Hampshire in the NCAA Northeast Region semifinal. Duncan ties former teammate Chris Porter for the longest consecutive games played streak in WCHA history.

April 10, 2009: Junior defenseman Chay Genoway, the WCHA's Defensive Player of the Year, is named a second team All-American by the AHCA. Genoway is later named to the *ESPN the Magazine* Academic All-America third team, joining Karl Goehring as the only players in Sioux history to earn Academic All-America honors.

March 20, 2010: Capping a memorable run of five playoff wins in nine days, UND wins the Broadmoor Trophy with a 5-3 win over St. Cloud State in the WCHA Final Five championship



Ryan Duncan scored a WCHA league-best 31 goals on his way to winning the 2006-07 Hobey Baker Award.

game. The Sioux run began with an emotional first-round series win over arch rival Minnesota, and culminated with Final Five wins over No. 11 Minnesota Duluth, top-ranked Denver and No. 6 SCSU. UND became just the second team in history to go 3-0 at the Final Five.

March & April, 2011: The Sioux advanced to their fifth Frozen Four in Dave Hakol's seven years behind the bench. In the process, UND captured its second MacNaughton Cup in three years as WCHA regular season champions, then became the first team since 2004 to win back-to-back Broadmoor Trophies as WCHA playoff victors. Senior forward Matt Frattin, who led the NCAA with 36 goals, was named a Hobey Baker Award finalist, the College Hockey News Player of the Year, the WCHA Player of the Year and a first-team All-American. He was joined on the All-America team by senior defenseman Chay Genoway and sophomore goalie Aaron Dell. Following the season, nine Sioux signed professional contracts.

July 13, 2011: Six of the nation's top NCAA Division I men's ice hockey programs founded the National Collegiate Hockey Conference (NCHC) to begin competition for the 2013-14 season. The announcement was made by the programs' athletic directors and head coaches at historic Penrose House in Colorado Springs.

The NCHC founding members were Colorado College, Denver, Miami, Minnesota Duluth, Nebraska Omaha and North Dakota. Two months later, St. Cloud State and Western Michigan were added to the league.

March 17, 2012: UND makes WCHA history by becoming the first school to win the Broadmoor Trophy as WCHA Final Five champions three years in a row. After defeating St. Cloud State 4-1 in the quarterfinals, UND scores six unanswered goals (five in the third period) to turn a 3-0 second-period deficit into a 6-3 win over arch rival Minnesota. The Fighting Sioux cruise past Denver in the championship game, defeating the Pioneers 4-0.

March 30, 2013: UND's season ends with a 4-1 loss to eventual national champion Yale in the NCAA West Region final.

It also brings to an end UND's association with the WCHA, of which it had been a member since 1959-60. UND won 15 regular season WCHA championships and 11 playoff titles while in the WCHA, more than any other school.

In fact, UND's 15 regular season conference championships were more than any school in any conference in the nation during that time.



1958-59 NCAA CHAMPIONS

FRONT ROW (L to R): Asst. Mngr. Tom Neil, George Gratton, Bob Began, Joe Poole, Bill Steenson, Julian Brunetta, Stan Paschke, Bob Peabody, Mngr. Ted Kotyk; MIDDLE ROW: Ron King, Bart Larson, Ralph Lyndon, Jerry Fox, Garth Perry, Guy LaFrance, Art Miller; BACK ROW: Head Coach Bob May, Bernie Haley, Pete Gazley, Ken Wellen, Steve Thullner, Les Merrifield, Ed Thomlinson, Reg Morelli, Asst. Coach Barry Thorndycraft.

Michigan State vs. North Dakota

March 14, 1959

NCAA Championship

RPI Fieldhouse, Troy, N.Y. (6,000)

Scoring	1	2	3	OT	F
Michigan State	1	0	2	0	3
North Dakota	0	3	0	1	4

1st Period- MSU: Ed Pollesel (Thomas Mustonen, Andre LaCoste) 14:38

2nd Period- UND: Ralph Lyndon (Reg Morelli, Art Miller) 7:21; UND: Gerry Walford (Ron King, Bernard Haley) 8:57; UND: Stan Paschke (Ralph Lyndon) 9:37

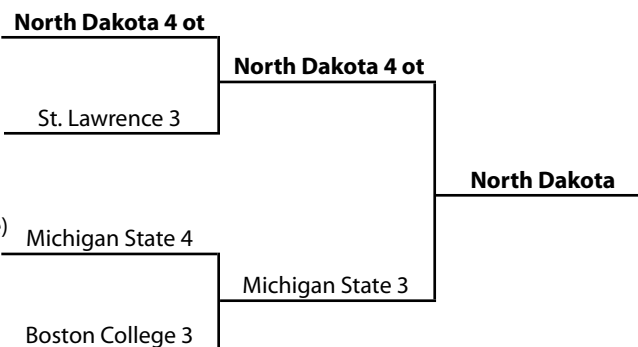
3rd Period- MSU: Andre LaCoste (Jack Roberts, Bob Norman) 8:05; MSU Jack Roberts (Andre LaCoste) 16:20

Overtime- UND: Reg Morelli (Art Miller, Guy LaFrance) 4:18

Penalties- UND 7-14; MSU 7-14

Shots- UND 5-17-7-1--30; MSU 6-4-13-1--24

Saves- UND Gratton 5-4-11-1--21; MSU Selinger 5-14-7-0--26



• The 1959 NCAA Championship win against team selection in 1958.

Michigan State played at the RPI Fieldhouse in Troy, N.Y., became the first national hockey title for the Fighting Sioux. North Dakota was in the title game the year before, losing 6-2 to Denver in Minneapolis, Minn.

• Bill Steenson, defenseman from Moose Jaw, Saskatchewan, was a captain on the 1959 NCAA Championship team. Steenson was named an All-America player for the third time, 1957, 1958 and 1959.

• Steenson was also a NCAA All-Tournament

• Forward Reg Morelli, Hamilton, Ontario, was named the 1959 NCAA Tournament Most Outstanding Player.

• Morelli and Ed Thomlinson, Sault Ste. Marie, Ontario, were named to the 1959 NCAA Tournament All-Tournament Team. Forward Joe Poole, Thief River Falls, Minn., and defenseman Ralph Lyndon, Winnipeg, Manitoba, were named to the second team.

• The Western Collegiate Hockey Association did not select an All-WCHA team in 1958-59.

• North Dakota had played Michigan State five times during the 1958-59 season with UND holding the edge, 3-2-0.

• The final three games of the 1959 Championships were all decided by scores of 4-3 and two of the three games went to overtime.

• UND head coach Bob May coached for just two years, 1957-59, and won a national championship and placed second. May had a coaching record of 44-17-2 (.714).



1962-63 NCAA CHAMPIONS

FRONT ROW (L to R): Dudley Otto, Bill Selman, Dan Storsteen, Maurice Roberge, George Goodacre, Dave Merrifield, George Baland; MIDDLE ROW: Head Coach Barry Thorndycraft, Bob Bartlett, Jack Matheson, Bill Borlase, John Sutherland, George Chigol, Peter Stasiuk, Joe Lech; BACK ROW: Asst. Coach Bob Peters, Alan McLean, Ernie Dyda, Don Ross, Arnie Steeves, Will Stirrett, Wayne Gurba, Don Stokaluk, Mngr. Murray Olson.

Denver vs. North Dakota

March 16, 1963

NCAA Championship

McHugh Forum, Boston, Mass. (4,200)

Scoring	1	2	3	OT	F
Denver	2	2	1	-	5
North Dakota	5	1	0	-	6

1st Period- UND: Don Stokaluk (Dave Merrifield, Bob Bartlett) 1:57; UND: Al McLean (John Sutherland, Bob Bartlett) 3:11; UND: Ernie Dyda (Jack Matheson, Dave Merrifield) 7:25; DU: Greg Lacomy (Jim Kenning, Dominic Fragomeni) 12:55; DU: Bob Hamill (Jack Wilson, Jon Art) 13:13; UND: Don Stokaluk (Maurice Roberge) 14:20; UND: Jack Matheson (Don Ross) 15:14

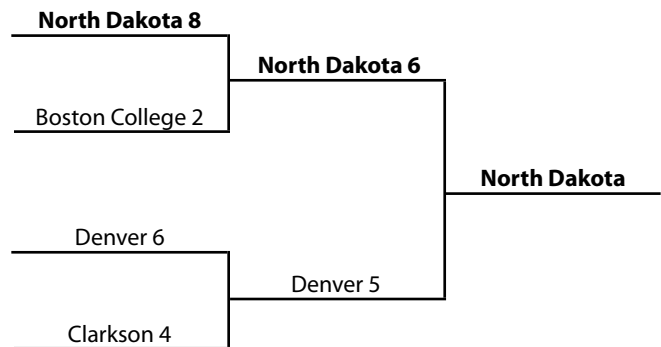
2nd Period- UND: Al McLean (unassisted) 5:01; DU: Greg Lacomy (Jack Wilson, Marshall Johnston) 7:05; DU: Bob Hamill (Bill Staub) 13:09

3rd Period- DU: Bob Hamill (Doug Kowel, Lawrence John) 13:19

Penalties- UND 5-10; DU 3-6

Shots- UND 15-15-9--39; DU 7-8-2--17

Saves- UND Lech 5-6-1--12; DU Unis 10-14-9--33



• Just four years after winning its first championship, UND put its second championship in the Fighting Sioux record book.

• Avenging the loss to Denver in the title game in 1958, the Soix defeated the Pioneers in the 1963 Championship by a 6-5 score.

• UND had three first team All-Americans: defenseman Don Ross, Roseau, Minn., forward Al McLean, New Westminster, B.C., and forward Dave Merrifield, Thunder Bay, Ont. It would

be the most first-team selections until it was equalled in 1987.

• McLean was named the NCAA Tournament Most Outstanding Player.

• On the all-tournament team were George Goodacre, Red Deer, Alberta., Ross, McLean, Merrifield, and Don Stokaluk, F, Thunder Bay, Ontario.

• Ross, Merrifield, McLean, and Joe Lech, Glen Bain, Saskatchewan, were named All-WCHA.

• Head coach Barry Thorndycraft, in the third of his four-year coaching career at UND won his only NCAA title in 1963. Thorndycraft finished his coaching career at UND with a 71-65-8 (.521) mark from 1959-64.



1979-80 NCAA CHAMPIONS

FRONT ROW (L to R): Darren Jensen, Rick Zaparniuk, Rick Myers, Dean Dachyshyn, Marc Chorney, Mark Taylor, Mel Donnelly, Head Coach Gino Gasparini, Bob Iwabuchi, Erwin Martens, Phil Sykes, Mike Neitzke, Doug Smail, Brad Cox, Pierre Lamoureux; BACK ROW: Equipment Manager Dave Kamrowski, Athletic Trainer A.G. Edwards, Assistant Coach Rick Wilson, Glen White, Troy Magnuson, Paul Chadwick, Mickey Volcan, Craig Ludwig, Gary Gangelhoff, Travis Dunn, Glen Fester, Cary Eades, Howard Walker, Conway Marvin, Frank Burggraf, Dusty Carroll, Student Athletic Trainer Todd Jorgenson, Assistant Equipment Manager Paul Olmstead, Assistant Coach Jim Nelson

Northern Michigan vs. North Dakota

March 29, 1980

NCAA Championship

Providence Civic Center, Providence, R.I. (6,056)

Scoring	1	2	3	OT	F
Northern Michigan	0	0	2	-	2
North Dakota	2	1	2	-	5

1st Period- UND: Doug Smail (Phil Sykes, Mark Taylor) 9:43; UND: Doug Smail (Phil Sykes, Travis Dunn) 12:48

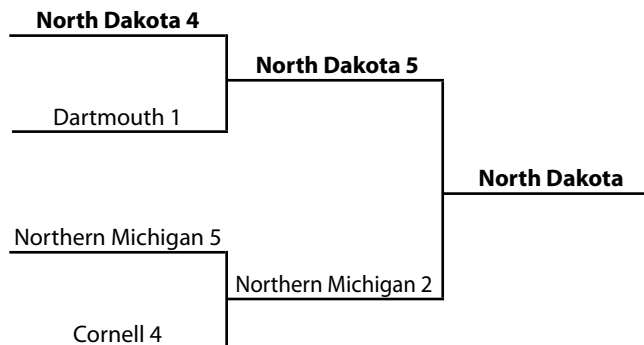
2nd Period- UND: Doug Smail (Phil Sykes) 3:12

3rd Period- UND: Phil Sykes (unassisted) 8:42; NMU: Bill Joyce (Don Waddell, Tom Laidlaw) 14:29; NMU: Terry Houck (Keith Hanson, Jeff Pyle) 15:20; UND: Doug Smail (Phil Sykes, Frank Burggraf) 18:21

Penalties: UND 10-20; NMU 8-16

Shots: UND 13-20-12--45; NMU 5-5-12--22

Saves: UND Jensen 5-5-10--20; NMU Weeks 11-19-10--40



- The 16-year drought without a NCAA Championship ended in 1980. The previous year, 1978-79, saw the Sioux losing 4-3 to Minnesota in the title game.
- In 1980 head coach Gino Gasparini led the Sioux to the first of three championships they would win under his leadership.
- North Dakota had lost twice earlier in the season to Northern Michigan.
- Mark Taylor, Vancouver, B.C., and Howard Walker, Grande Prairie, Alberta, were named first team All-Americans.
- Strangely enough, captain Mark Taylor, who led the Sioux with 92 points would only play part of the first period of the championship game before being injured and forced to leave the game.
- Doug Smail, Moose Jaw, Saskatchewan, was named the NCAA Tournament Most Outstanding Player.
- Smail, Marc Chorney, Thunder Bay, Ontario, and Phil Sykes, Dawson Creek, B.C., were named to the NCAA All-Tournament Team.
- Smail was the first UND player to score four goals in an NCAA Championship game.
- UND first-year goaltender Darren Jensen, Creston, B.C., made 20 saves in the win, ending his season with a 13-0-1 record.
- The WCHA title winners had only two players, Taylor and Walker, named All-WCHA.
- UND had only won one (Dec. 28, 1977, 8-4) of the four games in UND history against the Wildcats prior to playing for the 1980 Championship.



1981-82 NCAA CHAMPIONS

KNEELING: Jon Casey, Glen White, Troy Magnuson, Rick Zombo, Gord Sherven, Steve Palmiscno; STANDING: Pierre Lamoureux, Phil Sykes, Asst. Coach Dean Blais, Eddie Christian, Dean Barsness, Troy Murray, Mike Stone, Craig Ludwig, Frank Burggraf, Glen Fester, Dean Dachyshyn, Dan Brennan, Bill Whitsitt, Dusty Carroll, Cary Eades, Jim Archibald, James Patrick, Dave Donnelly, Dave Tippett, head Coach Gino Gasparini, Trainer A.G. Edwards; MISSING: Darren Jensen, Asst. Coach Don Boyd, Kelly Smith, Arley Olson, Equipment Manager Dave Kamrowski, Trainer Tamie Englehart

Wisconsin vs. North Dakota

March 27, 1982

NCAA Championship

Providence Civic Center, Providence, R.I. (9,752)

Scoring	1	2	3	OT	F
Wisconsin	1	1	0	-	2
North Dakota	1	1	3	-	5

1st Period- UND: Glen White (Phil Sykes, Glen Fester) 1:26; UW: Ron Vincent (Tim Thomas) 3:56

2nd Period- UND: Phil Sykes (Gord Sherven) 1:09; UW: John Newberry (Ted Pearson, Pat Flatley) 5:30

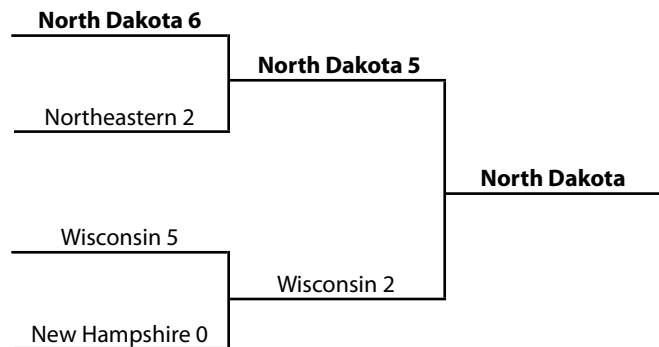
3rd Period- UND: Phil Sykes (Craig Ludwig, Glen White) 6:27; UND: Cary Eades (Troy Murray, Dean Dachyshyn) 10:07 UND: Phil Sykes (Glen White, Rick Zombo) 15:08

Penalties: UND 4-8; UW 5-12


Power Plays: UND 0-4; UW 0-3

Shots: UND 12-10-10--38; UW 11-5-9--25

Saves: UND Jensen 10-4-9--23/60:00; UW Kleisinger 11-9-13--33/60:00



- It was back to Providence in 1982 for the second of the three NCAA Championship titles that UND would win in Rhode Island.
- Head coach Gino Gasparini's second title came just two years after his first in 1980.
- UND met Wisconsin for the seventh time in less than two months in the title game. The teams had split the six prior games 3-3-0.
- Phil Sykes, Dawson Creek, B.C., scored a hat trick in his second national championship game. It was his third hat trick of the season against Wisconsin.
- Sykes would go on to be named the NCAA Tournament Most Outstanding Player and be named to the All-Tournament Team.
- Joining Sykes on the all-tournament team were Darren Jensen, Creston, B.C., James Patrick, Winnipeg, Manitoba, and Cary Eades, Burnaby, B.C.
- The regular season WCHA Champions had Jon Casey, Grand Rapids, Minn., and Sykes named to the first team and Craig Ludwig, Eagle River, Wis., Patrick and Troy Murray, St. Albert, Alberta, named to the second team.
- It was Dean Blais's second year as an assistant coach at North Dakota.



1986-87 NCAA CHAMPIONS

FRONT ROW(L to R): Ed Belfour, Scott Brower, Mickey Krampotich, Asst. Coach Dean Blais, Perry Nakonechny, Tarek Howard, Asst. Coach Cary Eades, Head Coach Gino Gasparini, Bill Claviter, Jeff Bowen, Asst. Coach John Marks, Mal Parks, Greg Strome, Steve Peters; BACK ROW: Trainer Boyd Murray, Scott Koberinski, Darryn Fossand, Ian Kidd, Mike LaMoine, Peter Pappin, Rick Forst, Scott Brickey, Grant Paranica, Gary Kaiser, Murray Baron, Bob Joyce, Steve Johnson, Scott Dub, Tony Hrkac, Lee Davidson, Tom Benson, Brent Bobyck, Russ Parent, Equipment Manager Dave Kamrowski

Michigan State vs. North Dakota

March 28, 1987

NCAA Championship

Joe Louis Arena, Detroit, Mich. (17,644)

Scoring	1	2	3	OT	F
Michigan State	0	2	1	-	3
North Dakota	3	1	1	-	5

1st Period- UND: Ian Kidd (Bob Joyce) 15:07 ppg; UND: Murray Baron (Jeff Bowen, Ian Kidd) 16:44; UND: Bob Joyce (Ian Kidd, Tony Hrkac) 17:02

2nd Period- MSU: Tom Tilley (Brian McReynolds, Mitch Messier) 8:30; UND: Malcolm Parks (Scott Koberinski) 15:05; MSU: Kevin Miller (unassisted) 16:56

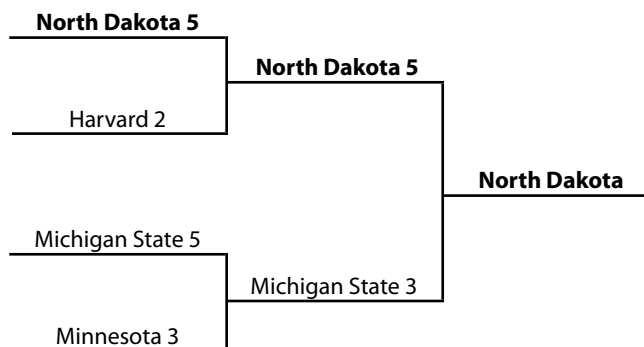
3rd Period- UND: Brent Bobyck (Russ Parent) 7:54; MSU: Kip Miller (Kevin Miller) 18:34

Penalties: UND 5-10; MSU 6-12

Power Plays: UND 1-5; MSU 0-4

Shots: UND 8-9-6--23; MSU 2-8-8-18

Saves: UND Belfour 2-6-7--15/60:00; MSU Essensa 5-8-5--8/60:00



- UND's third national title in the past eight years. The Sioux defeated Michigan State 5-3 in Detroit, Mich., the second time that North Dakota would defeat the Spartans for a national title.
- Head coach Gino Gasparini, with his third title in hand, would go on to coach for seven more seasons, accumulating a record of 392-248-24 (.608) from 1978-94.
- North Dakota would post a 40-8-0 record (NCAA Record) and win its seventh WCHA title.
- UND won 24 of its final 26 games of the season in the record-setting year.
- Tony Hrkac became North Dakota's first Hobey Baker winner and set a national record for points in a season with 116.
- Hrkac, Bob Joyce and Ian Kidd were named first team All-Americans and freshman Ed Belfour was named to the second team. Belfour would play just a single season before signing a pro contract.
- Hrkac was named the NCAA Tournament Most Outstanding Player and to the All-Tournament team along with Belfour, Kidd, and Joyce.
- The WCHA Most Valuable Player was Hrkac, and Belfour, Hrkac, Kidd and Joyce were named All-WCHA first team.



1996-97 NCAA CHAMPIONS

FRONT ROW(L to R): Aaron Vickar, Mark Pivetz, Dane Litke, Assistant Coach Mark Osiecki, Head Coach Dean Blais, Assistant Coach Scott Sandelin, Kevin Hoogsteen, Ian Kallay, Mitch Vig, Toby Kvalevog; MIDDLE ROW: Aaron Schweitzer, Matt Henderson, Jay Panzer, Jesse Bull, Jeff Ulmer, Tyler Rice, Adam Calder, Jason Blake, Jason Ulmer, Curtis Murphy, Tom Phillion; BACK ROW: Athletic Trainer Mark Poolman, Brad Williamson, Lee Goren, Brad DeFauw, Tim O'Connell, Joe Blake, Peter Armbrust, David Hoogsteen, Equipment Manager Mike Schepp

Boston University vs. North Dakota

March 29, 1997

NCAA Championship

Bradley Center, Milwaukee, Wis. (17,537)

Scoring	1	2	3	OT	F
Boston University	2	1	1	-	4
North Dakota	0	5	1	-	6

1st Period- BU: Peter Donatelli (Tom Poti) 8:44; BU: Chris Drury (Tom Poti, Albie O'Connell) 15:08

2nd Period- UND: Curtis Murphy (Jay Panzer, Matt Hendersen) 7:06; UND: David Hoogsteen (unassisted) 8:38, UND: Matt Henderson (unassisted) 12:35; BU: Chris Kelleher (unassisted) 13:56; UND: Matt Henderson (Adam Calder, Dane Litke) 15:49; UND: David Hoogsteen (Curtis Murphy) 19:54


3rd Period- BU: Jon Coleman (Chris Kelleher, Mike Sylvia) 19:24; UND: Adam Calder (unassisted) 19:47

Penalties: UND 6-12; BU 5-10

Power Plays: UND 1-5; BU 2-6

Shots: UND 10-16-4--30; BU 11-10-8--29

Saves: UND Schweitzer 9-9-7--25/60:00; BU Larocque 10-11-3--24/58:28



- In his second season as head coach, Dean Blais took the Sioux to their sixth NCAA title and his first as a head coach.
- It had been 10 years since North Dakota had won a national championship.
- The 1980 championship was also won on a March 29.
- UND held a 10-5-1 advantage over Boston University after the NCAA title win.
- The Milwaukee site for the championship was the closest that the Sioux had ever played to Grand Forks in their six national championships.
- North Dakota scored five goals in the second period, with Matt Henderson and David Hoogsteen each picking up a pair to go with Curtis Murphy's single goal.
- Murphy and Hoogsteen were named second-team All-Americans.
- Henderson was the NCAA Most Outstanding Player of the Tournament and was also named to the All-Tournament team along with Henderson, Murphy and Aaron Schweitzer.
- Hoogsteen, Jason Blake and Murphy were named first team All-WCHA.



1999-00 NCAA CHAMPIONS

FRONT ROW(L to R):; Andy Kollar, Tim O'Connell, Jason Ulmer, Lee Goren, Assistant Coach Lee Davidson, Assistant Coach Jeff Bowen, Head Coach Dean Blais, Associate Head Coach Scott Sandelin, Peter Armbrust, Brad DeFauw, Mike Commodore, Karl Goehring; MIDDLE ROW: Ryan Sofie, Chad Mazurak, Paul Murphy, Aaron Schneekloth, Pat Kenny, Mike Possin, Travis Roche, Wes Dorey, Trevor Hammer, Jeff Panzer, Jason Endres; BACK ROW: Dr. Greg Greek, Trainer Mark Poolman, Kevin Spiewak, Adrian Hasbargen, Ryan Bayda, Tim Skarperud, Jeff Yurecko, Ryan Hale, Chris Leinweber, Jason Notermann, Bryan Lundbohm, Strength Coach Paul Chapman, Equipment Manager Lee Greseth.

Boston College vs. North Dakota


April 8, 2000

NCAA Championship - Final

Providence Civic Center, Providence, RI (11,484)

Scoring	1	2	3	OT	F
Boston College	1	1	0	-	2
North Dakota	1	0	3	-	4

1st Period- UND: Mike Commodore (Bryan Lundbohm, Tim Skarperud) 3:48; BC: Jeff Farkas (Blake Bellefeuille, Brian Gionta) 16:47 ppg
2nd Period- BC: Marty Hughes (Brian Gionta) 6:59
3rd Period- UND: Lee Goren (Ryan Bayda) 2:43; UND: Jason Ulmer (Lee Goren) 14:22; UND: Lee Goren (unassisted) 19:14 eng
Penalties: UND 7-14; BC 4-8
Power Plays: UND 0-3; BC 1-6
Shots: UND 13-12-11—36; BC 13-6-4—23
Saves: UND Goehring 12-5-4—21/60:00; BC Clemmensen 12-12-8—32/58:47



- North Dakota's seventh NCAA Championship first team All-Americans and Lee Goren was also the first one played and won in the month of April.
- It was head coach Dean Blais' second national championship in the past four years.
- Providence, R.I. has been home to three Sioux championship wins.
- UND held a 9-3-0 record against Boston College.
- Tim O'Connell, Peter Armbrust, Jason Ulmer, and Brad DeFauw won NCAA titles as freshmen in 1997 and again as seniors in 2000.
- Karl Goehring and Jeff Panzer were named first team All-Americans and Lee Goren was named second team.
- Goren was the NCAA Tournament Most Outstanding Player and on the All-Tournament Team with Bryan Lundbohm, Mike Commodore, and Goehring.
- Panzer and Goehring were named first team All-WCHA and Goren was named second team.
- Goren and Panzer each had career highs in points with 63.
- Goren led the nation in goals with 34.
- Panzer was a Hobey Baker finalist.
- All the Sioux seniors: O'Connell, Armbrust, Ulmer, DeFauw, Goren and junior Commodore went on to play professional hockey in 2001-02.

WCHA POSTSEASON

Regular Season Championships (15*)

*Most in NCAA

Year	WCHA Record
1957-58 (co).....	15-5-0
1962-63 (co).....	11-5-2
1964-65	13-3-0
1966-67	16-6-0
1978-79	22-10-0
1979-80	21-6-1
1981-82	19-7-0
1986-87	29-6-0
1996-97 (co).....	21-10-1
1997-98	21-6-1
1998-99	24-2-2
2000-01	18-4-6
2003-04	20-5-3
2008-09	17-7-4
2010-11	21-6-1

WCHA Regular Season Titles by School

North Dakota	15
Denver.....	12
Minnesota.....	12
Colorado College.....	8
Michigan Tech.....	6
Michigan.....	3
Minnesota Duluth.....	3
Wisconsin.....	3
Northern Michigan.....	1

UND's MacNaughton Cup Winners (12)

(regular-season league champions)

Year	WCHA Record
1957-58.....	15-5-0
Did not receive in 1962-63 (see note)	
Did not receive in 1964-65 (see note)	
1966-67	16-6-0
1978-79	22-10-0
1979-80	21-6-1
Did not receive in 1981-82 (see note)	
1986-87	29-6-0
1996-97	21-10-1
1997-98	21-6-1
1998-99	24-2-2
2000-01	18-4-6
2003-04	20-5-3
2008-09	17-7-4
2010-11	21-6-1

Note: The MacNaughton Cup was awarded to the WCHA Playoff winner in 1962, 1963, 1964 and 1965. Due to the departure of Michigan Tech (MacNaughton Cup custodian) to the CCHA in 1982, the MacNaughton Cup was awarded to the CCHA champion in 1982, 1983 and 1984.

UND's WCHA Playoff Titles (11)

Year
1967
1968
1979
1980
1987
1997
2000
2006
2010
2011
2012

UND's WCHA Broadmoor Trophy Titles (7)

Year
1982 (for WCHA regular season title)
1987 (for WCHA playoff title)
1997 (for WCHA playoff title)
2000 (for WCHA playoff title)
2006 (for WCHA playoff title)
2010 (for WCHA playoff title)
2011 (for WCHA playoff title)
2012 (for WCHA playoff title)

Note: The Broadmoor Trophy awarded to regular season winner in 1982, 1983 and 1984 and playoff championship winner since 1985.



Defenseman Dane Litke captained the 1997 UND squad that captured the MacNaughton Cup, Broadmoor Trophy and NCAA championship, a feat accomplished by only two other WCHA teams (see chart below).

All-Time WCHA MacNaughton Cup Champions, Final Five Champions, and NCAA Champions (1993-2013)

After the WCHA began its Final Five format in 1993, only two conference teams won the conference regular-season title, Final Five title and NCAA title in the same season, North Dakota in 1997 and Denver in 2005.

Year	MacNaughton Cup Winner	Final Five Winners	NCAA Champions
1993	Minnesota-Duluth	Minnesota	Maine
1994	Colorado College	Minnesota	Lake Superior State
1995	Colorado College	Wisconsin	Boston University
1996	Colorado College	Minnesota	Michigan
1997	North Dakota/Minnesota	North Dakota	North Dakota
1998	North Dakota	Wisconsin	Michigan
1999	North Dakota	Denver	Maine
2000	Wisconsin	North Dakota	North Dakota
2001	North Dakota	St. Cloud State	Boston College
2002	Denver	Denver	Minnesota
2003	Colorado College	Minnesota	Minnesota
2004	North Dakota	Minnesota	Denver
2005	Denver/Colorado College	Denver	Denver
2006	Minnesota	North Dakota	Wisconsin
2007	Minnesota	Minnesota	Michigan State
2008	Colorado College	Denver	Boston College
2009	North Dakota	Minnesota Duluth	Boston University
2010	Denver	North Dakota	Boston College
2011	North Dakota	North Dakota	Minnesota Duluth
2012	Minnesota	North Dakota	Boston College



Note: Home games in **bold**

1959-60	Coach: Barry Thorndycraft	
Mar. 11	vs. Michigan Tech	2-4 L
Mar. 12	vs. Michigan Tech	4-5 L
1962-63	Coach: Barry Thorndycraft	
Mar. 7	vs. Michigan Tech	2-0 W
Mar. 8	vs. Michigan Tech	6-1 W
Mar. 9	vs. Denver	4-5 L (ot)
1963-64	Coach: Barry Thorndycraft	
Mar. 12	vs. Denver	2-6 L
Mar. 13	vs. Denver	3-3 T (no ot)
1964-65	Coach: R. H. "Bob" Peters	
Mar. 5	vs. Michigan State	7-1 W
Mar. 6	vs. Michigan State	4-6 L
Mar. 13	vs. Michigan Tech	4-6 L
1965-66	Coach: R. H. "Bob" Peters	
Mar. 3	vs. Minnesota	4-2 W
Mar. 4	vs. Denver	4-5 L (ot)
1966-67	Coach: Bill Selman	
Mar. 7	vs. Minnesota	7-2 W
Mar. 11	vs. Denver	3-2 W
1967-68	Coach: Bill Selman	
Mar. 5	vs. Michigan State	5-2 W
Mar. 8	vs. Michigan Tech	0-0 T (no ot)
Mar. 9	vs. Michigan Tech	3-2 W
1968-69	Coach: Rube Bjorkman	
Mar. 7	vs. Colorado College	4-5 L
1969-70	Coach: Rube Bjorkman	
Mar. 13	vs. Michigan Tech	3-5 L
1970-71	Coach: Rube Bjorkman	
Mar. 12	vs. Michigan Tech	6-4 W
Mar. 13	vs. Minnesota	2-5 L
1971-72	Coach: Rube Bjorkman	
Mar. 7	vs. Michigan	5-1 W
Mar. 8	vs. Michigan	10-2 W
Mar. 10	vs. Wisconsin	1-1 T (no ot)
Mar. 11	vs. Wisconsin	1-5 L
1972-73	Coach: Rube Bjorkman	
Mar. 5	vs. Notre Dame	0-5 L
Mar. 6	vs. Notre Dame	3-8 L
1976-77	Coach: Rube Bjorkman	
Mar. 9	vs. Denver	3-8 L
Mar. 10	vs. Denver	2-7 L
1977-78	Coach: Rube Bjorkman	
Mar. 10	vs. Michigan Tech	2-2 T (no ot)
Mar. 11	vs. Michigan Tech	2-3 L (ot)
1978-79	Coach: John "Gino" Gasparini	
Mar. 6	vs. Colorado College	6-3 W
Mar. 7	vs. Colorado College	7-3 W
Mar. 10	vs. Wisconsin	4-2 W
Mar. 11	vs. Wisconsin	7-7 T (no ot)

1979-80	Coach: John "Gino" Gasparini	
Mar. 7	vs. Michigan State	8-1 W
Mar. 8	vs. Michigan State	5-3 W
Mar. 14	vs. Notre Dame	10-4 W
Mar. 15	vs. Notre Dame	7-4 W
1980-81	Coach: John "Gino" Gasparini	
Mar. 7	vs. Michigan Tech	4-7 L
Mar. 8	vs. Michigan Tech	1-4 L
1981-82	Coach: John "Gino" Gasparini	
Mar. 9	vs. Denver	4-3 W
Mar. 10	vs. Denver	5-2 W
Mar. 13	vs. Wisconsin	0-9 L
Mar. 14	vs. Wisconsin	1-3 L
1982-83	Coach: John "Gino" Gasparini	
Mar. 4	vs. Wisconsin	1-1 T (no ot)
Mar. 5	vs. Wisconsin	5-6 L (3 ot)
1983-84	Coach: John "Gino" Gasparini	
Mar. 2	vs. Minnesota	4-3 W
Mar. 3	vs. Minnesota	5-4 W
Mar. 10	vs. Minnesota Duluth	1-8 L
Mar. 11	vs. Minnesota Duluth	5-4 W
1984-85	Coach: John "Gino" Gasparini	
Mar. 1	vs. Denver	7-1 W
Mar. 2	vs. Denver	8-4 W
Mar. 8	vs. Minnesota Duluth	4-4 T
Mar. 9	vs. Minnesota Duluth	4-6 L
1985-86	Coach: John "Gino" Gasparini	
Mar. 1	vs. Wisconsin	2-6 L
Mar. 2	vs. Wisconsin	5-6 L
1986-87	Coach: John "Gino" Gasparini	
Feb. 28	vs. Minnesota Duluth	5-3 W
Mar. 1	vs. Minnesota Duluth	8-1 W
Mar. 6	vs. Colorado College	6-2 W
Mar. 7	vs. Colorado College	1-2 L
Mar. 13	vs. Minnesota	5-3 W
Mar. 14	vs. Minnesota	5-3 W
1987-88	Coach: John "Gino" Gasparini	
Feb. 26	vs. Michigan Tech	5-4 W
Feb. 27	vs. Michigan Tech	6-3 L
Feb. 28	vs. Michigan Tech	4-3 W
Mar. 6	vs. Wisconsin	1-2 L
Mar. 7	vs. Minnesota Duluth	6-0 W
1988-89	Coach: John "Gino" Gasparini	
Feb. 25	vs. Denver	7-1 W
Feb. 26	vs. Denver	4-5 L
Feb. 27	vs. Denver	3-4 L
1989-90	Coach: John "Gino" Gasparini	
Mar. 1	vs. Minnesota Duluth	11-3 W
Mar. 2	vs. Minnesota Duluth	2-1 W
Mar. 11	vs. Minnesota	4-5 L
Mar. 12	vs. Northern Michigan	6-5 W
1990-91	Coach: John "Gino" Gasparini	
Mar. 1	vs. St. Cloud State	2-4 L
Mar. 2	vs. St. Cloud State	10-2 W



Defenseman Mike Commodore played in the Final Five championship game in each of his three seasons at UND.

Mar. 3	vs. St. Cloud State	7-4 W
Mar. 10	vs. Northern Michigan	4-8 L
Mar. 11	vs. Wisconsin	5-2 W
1991-92	Coach: John "Gino" Gasparini	
Mar. 13	vs. Minnesota	5-3 W
Mar. 14	vs. Minnesota	2-9 L
Mar. 15	vs. Minnesota	1-3 L
1992-93	Coach: John "Gino" Gasparini	
Mar. 12	vs. Minnesota	4-6 L
Mar. 13	vs. Minnesota	4-5 L (ot)
1993-94	Coach: John "Gino" Gasparini	
Mar. 11	vs. Wisconsin	1-6 L
Mar. 12	vs. Wisconsin	2-4 L
1994-95	Coach: Dean Blais	
Mar. 10	vs. St. Cloud State	3-2 W
Mar. 11	vs. St. Cloud State	5-2 W
<i>UND enters Final Five as No. 5 seed</i>		
Mar. 16	vs. Minnesota	2-3 L
1995-96	Coach: Dean Blais	
Mar. 1	vs. Wisconsin	5-6 L (ot)
Mar. 2	vs. Wisconsin	4-5 L (2ot)
1996-97	Coach: Dean Blais	
Mar. 7	vs. Michigan Tech	4-1 W
Mar. 8	vs. Michigan Tech	3-0 W
<i>UND enters Final Five as co-No. 1 seed with MN</i>		
Mar. 14	vs. Colorado College	5-1 W
Mar. 15	vs. Minnesota	4-3 W (ot)
1997-98	Coach: Dean Blais	
Mar. 13	vs. Mankato State	5-2 W
Mar. 14	vs. Mankato State	5-4 W
<i>UND enters Final Five as No. 1 seed</i>		
Mar. 20	vs. St. Cloud State	4-3 W
Mar. 21	vs. Wisconsin	2-3 L

Continued on next page



1998-99 Coach: Dean Blais
Mar. 12 vs. Mankato State 2-3 L (ot)
Mar. 13 vs. Mankato State 3-2 W
Mar. 14 vs. Mankato State 10-0 W

UND enters Final Five as No. 1 seed

Mar. 19 vs. Minnesota 6-2 W
 Mar. 20 vs. Denver 3-4 L

1999-00 Coach: Dean Blais
Mar. 10 vs. Denver 4-0 W
Mar. 11 vs. Denver 1-2 L
Mar. 12 vs. Denver 9-4 W

UND enters Final Five as No. 2 seed

Mar. 17 vs. St. Cloud State 7-3 W
 Mar. 18 vs. Wisconsin 5-3 W

2000-01 Coach: Dean Blais
Mar. 9 vs. Minnesota Duluth 2-3 L
Mar. 10 vs. Minnesota Duluth 6-2 W
Mar. 11 vs. Minnesota Duluth 4-0 W

UND enters Final Five as No. 1 seed

Mar. 16 vs. Colorado College 1-2 W
 Mar. 17 vs. St. Cloud State 6-5 L (ot)

2001-02 Coach: Dean Blais
 Mar. 8 vs. Minnesota 2-7 L
 Mar. 9 vs. Minnesota 3-4 L (ot)

2002-03 Coach: Dean Blais
Mar. 14 vs. Denver 1-4 L
Mar. 15 vs. Denver 3-2 W (ot)
Mar. 16 vs. Denver 3-2 W (ot)

UND enters Final Five as No. 4 seed

Mar. 20 vs. Minnesota-Duluth 1-2 L

2003-04 Coach: Dean Blais
Mar. 12 vs. Michigan Tech 6-2 W
Mar. 13 vs. Michigan Tech 4-3 W (ot)

UND enters Final Five as No. 1 seed

Mar. 19 vs. Alaska Anchorage 4-2 W
 Mar. 20 vs. Minnesota 4-5 L

2004-05 Coach: Dave Hakstol
Mar. 11 vs. Minnesota Duluth 8-2 W
Mar. 12 vs. Minnesota Duluth 6-1 W

UND enters Final five as No. 5 seed

Mar. 17 vs. Wisconsin 3-2 W
 Mar. 18 vs. Denver 1-2 L (ot)
 Mar. 19 vs. Minnesota 4-2 W

2005-06 Coach: Dave Hakstol
Mar. 10 vs. Minnesota State 2-3 L (ot)
Mar. 11 vs. Minnesota State 4-1 W
Mar. 12 vs. Minnesota State 3-0 W

UND enters Final Five as No. 3 seed

Mar. 17 vs. Wisconsin 4-3 W
 Mar. 18 vs. St. Cloud State 5-3 W

2006-07 Coach: Dave Hakstol
Mar. 9 vs. Minnesota State 5-2 W
Mar. 10 vs. Minnesota State 2-1 W

UND enters Final Five as No. 3 seed

Mar. 16 vs. St. Cloud State 6-2 W
 Mar. 17 vs. Minnesota 2-3 L (ot)



The 2011-12 Fighting Sioux became the first team in league history to win three consecutive Broadmoor Trophies as WCHA tournament champions. The playoff championship was also UND's league-leading 11th.

2007-08 Coach: Dave Hakstol
Mar. 14 Michigan Tech 4-0 W
Mar. 15 Michigan Tech 2-3 L (ot)
Mar. 16 Michigan Tech 2-1 W

UND enters Final Five as No. 2 seed

Mar. 21 vs. Denver 1-3 L
 Mar. 22 vs. Colorado College 4-2 W

2008-09 Coach: Dave Hakstol
Mar. 13 Michigan Tech 5-1 W
Mar. 14 Michigan Tech 4-3 W

UND enters Final Five as No. 1 seed

Mar. 20 vs. Minnesota Duluth 0-3 L
 Mar. 21 vs. Wisconsin 1-4 L

2009-10 Coach: Dave Hakstol
Mar. 12 Minnesota 6-0 W
Mar. 13 Minnesota 2-4 L
Mar. 14 Minnesota 4-1 W

UND enters Final Five as No. 4 seed

Mar. 18 vs. Minnesota Duluth 2-0 W
 Mar. 19 vs. Denver 4-3 W
 Mar. 20 vs. St. Cloud State 5-3 W

2010-11 Coach: Dave Hakstol
Mar. 11 Michigan Tech 8-0 W
Mar. 12 Michigan Tech 3-1 W

UND enters Final Five as No. 1 seed

Mar. 18 vs. Colorado College 4-3 W
 Mar. 19 vs. Denver 3-2 W (2ot)

2011-12 Coach: Dave Hakstol
Mar. 9 Bemidji State 4-1 W
Mar. 10 Bemidji State 4-3 W

UND enters Final Five as No. 4 seed

Mar. 15 vs. St. Cloud State W, 4-1
 Mar. 16 vs. #4 Minnesota W, 6-3
 Mar. 17 vs. #9 Denver W, 4-0

2012-13 Coach: Dave Hakstol
Mar. 15 Michigan Tech 5-3 W
Mar. 16 Michigan Tech L, 1-2
Mar. 17 Michigan Tech W, 6-0

UND enters Final Five as No. 3 seed

Mar. 21 vs. Colorado College L, 3-4 (ot)



UND BY THE NUMBERS...

- 28** NCAA tournament appearances
- 19** NCAA Frozen Four appearances
- 7** NCAA titles, second-best in the nation
- 5** runner-up finishes
- 42-22** overall NCAA tournament record
- .656** tournament winning percentage

NCAA TOURNAMENT RESULTS

- 1957-58 At Minneapolis, Minn.**
First Round: UND 9, Harvard 1
NCAA Final: Denver 6, UND 2
- 1958-59 At Troy, N.Y.**
First Round: UND 4, St. Lawrence 3 (ot)
NCAA Final: UND 4, Mich. St. 3 (ot)
- 1962-63 At Boston, Mass.**
First Round: UND 8, Boston College 2
NCAA Final: UND 6, Denver 5
- 1964-65 At Providence, R.I.**
First Round: Boston College 4, UND 3
NCAA Consolation: UND 9, Brown 3
- 1966-67 At Syracuse, N.Y.**
First Round: Cornell 1, UND 0
NCAA Consolation: Mich. St. 6, UND 1
- 1967-68 At Duluth, Minn.**
First Round: UND 3, Cornell 1
NCAA Final: Denver 4, UND 0
- 1978-79 At Detroit, Mich.**
First Round: UND 4, Dartmouth 2
NCAA Final: Minnesota 4, UND 3
- 1979-80 At Providence, R.I.**
First Round: UND 4, Dartmouth 1
NCAA Final: UND 5, No. Michigan 2
- 1981-82 Quarterfinal at UND**
 UND 5-2, Clarkson 1-1
Semifinal at Providence, R.I.
 UND 6, Northeastern 2
NCAA Final at Providence, R.I.
 UND 5, Wisconsin 2
- 1983-84 Quarterfinal at Troy, N.Y.**
 UND 5-4, RPI 4-2
Semifinal at Lake Placid, N.Y.
 Minnesota-Duluth 2, UND 1 (ot)
Consolation at Lake Placid, N.Y.
 UND 6, Michigan State 5 (ot)
- 1986-87 Quarterfinal at UND**
 UND 3-6, St. Lawrence 1-3
Semifinal at Detroit, Mich.
 UND 5, Harvard 2
NCAA Final at Detroit, Mich.
 UND 5, Michigan State 3

- 1989-90 Quarterfinal at Boston, Mass.**
 Boston University 5-5-5, UND 8-3-0
- 1996-97 Quarterfinal at Grand Rapids, Mich.**
 UND 6, Cornell 2
Semifinal at Milwaukee, Wis.
 UND 6, Colorado College 2
NCAA Final at Milwaukee, Wis.
 UND 6, Boston University 4
- 1997-98 Quarterfinal at Ann Arbor, Mich.**
 Michigan 4, UND 3
- 1998-99 Quarterfinal at Madison, Wis.**
 Boston College 3, UND 1
- 1999-00 Quarterfinal at Minneapolis, Minn.**
 UND 4, Niagara 1
Semifinal at Providence, R.I.
 UND 2 vs. Maine 0
NCAA Final at Providence, R.I.
 UND 4, Boston College 2
- 2000-01 Quarterfinal at Worcester, Mass.**
 UND 4, Colorado College 1
Semifinal at Albany, N.Y.
 UND 2, Michigan State 0
NCAA Final at Albany, N.Y.
 UND 2, Boston College 3 (ot)
- 2002-03 West Regional at Minneapolis, Minn.**
Region Semifinal: Ferris State 5, UND 2
- 2003-04 West Regional at Colorado Springs, Colo.**
Region Semifinal: UND 3, Holy Cross 0
Region Final: Denver 1, UND 0
- 2004-05 East Regional at Worcester, Mass.**
Region Semifinal: UND 4, Boston U. 0
Region Final: UND 6, Boston College 3
NCAA Semifinal at Columbus, Ohio
 UND 4, Minnesota 2
NCAA Final at Columbus, Ohio
 Denver 4, UND 1
- 2005-06 West Regional at Grand Forks, N.D.**
Region Semifinal: UND 5, Michigan 1
Region Final: UND 5, Holy Cross 2
NCAA Semifinal at Milwaukee, Wis.
 Boston College 6, UND 5
- 2006-07 West Regional at Denver, Colo.**
Region Semifinal: UND 8, Michigan 5
Region Final: UND 3, Minnesota 2 (ot)
NCAA Semifinal at St. Louis, Mo.
 Boston College 6, UND 4
- 2007-08 Midwest Regional at Madison, Wis.**
Region Semifinal: UND 5, Princeton 1
Region Final: UND 3, Wisconsin 2 (ot)
NCAA Semifinal at Denver, Colo.
 Boston College 6, UND 1
- 2008-09 Northeast Regional at Manchester, N.H.**
Region Semifinal: New Hampshire 6, UND 5 (ot)
- 2009-10 Northeast Regional at Worcester, Mass.**
Region Semifinal: Yale 3, UND 2
- 2010-11 Midwest Regional at Green Bay, Wis.**
Region Semifinal: UND 6, Rensselaer 0
Region Final: UND 6, Denver 1
NCAA Semifinal at Minneapolis, Minn.
 Michigan 2, UND 0
- 2011-12 Midwest Regional at St. Paul, Minn.**
Region Semifinal: UND 3, W. Michigan 1
Region Final: Minnesota 6, UND 2
- 2012-13 West Regional at Grand Rapids, Mich.**
Region Semifinal: UND 2, Niagara 1
Region Final: Yale 4, UND 1



Reggie Morelli scored the overtime winner in the 1959 NCAA championship game against Michigan State to give the Fighting Sioux their first of seven national championships.




2013-14 NORTH DAKOTA HOCKEY

Year	Champion (Record)	Coach	Score	Runner-Up	Site	Attend.	Semifinalists
1948	Michigan (20-2-1)	Vic Heyliger	8-4	Dartmouth	Colorado Springs, Colo.	2,700	Boston Coll., Colorado College
1949	Boston College (21-1)	John "Snooks" Kelley	4-3	Dartmouth	Colorado Springs, Colo.	2,800	Michigan, Colorado College
1950	Colorado College (18-5-1)	Cheddy Thompson	13-4	Boston University	Colorado Springs, Colo.	3,000	Michigan, Boston College
1951	Michigan (22-4-1)	Vic Heyliger	7-1	Brown	Colorado Springs, Colo.	2,700	Boston Univ., Colorado College
1952	Michigan (22-4)	Vic Heyliger	4-1	Colorado College	Colorado Springs, Colo.	NA	Yale, St. Lawrence
1953	Michigan (17-7)	Vic Heyliger	7-3	Minnesota	Colorado Springs, Colo.	2,700	Rensselaer, Boston University
1954	Rensselaer (18-5)	Ned Harkness	5-4 (ot)	Minnesota	Colorado Springs, Colo.	2,800	Michigan, Boston College
1955	Michigan (18-5-1)	Vic Heyliger	5-3	Colorado College	Colorado Springs, Colo.	2,700	Harvard, St. Lawrence
1956	Michigan (20-2-1)	Vic Heyliger	7-5	Michigan Tech	Colorado Springs, Colo.	2,800	St. Lawrence, Boston College
1957	Colorado College (25-5)	Thomas Bedecki	13-6	Michigan	Colorado Springs, Colo.	2,800	Clarkson, Harvard
1958	Denver (24-10-2)	Murray Armstrong	6-2	North Dakota	Minneapolis, Minn.	7,878	Clarkson, Harvard
1959	North Dakota (20-10-1)	Bob May	4-3 (ot)	Michigan St.	Troy, N.Y.	NA	Boston College, St. Lawrence
1960	Denver (27-4-3)	Murray Armstrong	5-3	Michigan Tech	Boston	NA	Boston University, St. Lawrence
1961	Denver (30-1-1)	Murray Armstrong	12-2	St. Lawrence	Denver	5,363	Minnesota, Rensselaer
1962	Michigan Tech (29-3)	John MacInnes	7-1	Clarkson	Utica, N.Y.	4,210	Michigan, St. Lawrence
1963	North Dakota (22-7-3)	Barry Thordycraft	6-5	Denver	Chestnut Hill, Mass.	4,200	Clarkson, Boston College
1964	Michigan (24-4-1)	Allen Renfrew	6-3	Denver	Denver	5,296	Rensselaer, Providence
1965	Michigan Tech (24-5-2)	John MacInnes	8-2	Boston College	Providence, R.I.	2,600	North Dakota , Brown
1966	Michigan State (16-13)	Amo Bessone	6-1	Clarkson	Minneapolis, Minn.	3,101	Denver, Boston University
1967	Cornell (27-1-1)	Ned Harkness	4-1	Boston University	Syracuse, N.Y.	6,571	Michigan State, North Dakota
1968	Denver (28-5-1)	Murray Armstrong	4-0	North Dakota	Duluth, Minn.	5,453	Cornell, Boston College
1969	Denver (26-6)	Murray Armstrong	4-3	Cornell	Colorado Springs, Colo.	4,625	Harvard, Michigan Tech
1970	Cornell (29-0)	Ned Harkness	6-4	Clarkson	Lake Placid, N.Y.	2,000	Wisconsin, Michigan Tech
1971	Boston University (28-2-1)	Jack Kelley	4-2	Minnesota	Syracuse, N.Y.	6,017	Denver, Harvard
1972	Boston University (26-4-1)	Jack Kelley	4-0	Cornell	Boston	14,995	Wisconsin, Denver
1973	Wisconsin (29-9-2)	Bob Johnson	4-2	#Denver	Boston	8,055	Boston College, Cornell
1974	Minnesota (22-12-6)	Herb Brooks	4-2	Michigan Tech	Boston	7,132	Boston University, Harvard
1975	Michigan Tech (32-10)	John MacInnes	6-1	Minnesota	St. Louis, Mo.	6,838	Boston University, Harvard
1976	Minnesota (28-14-2)	Herb Brooks	6-4	Michigan Tech	Denver, Colo.	5,311	Brown, Boston University
1977	Wisconsin (37-7-1)	Bob Johnson	6-5 (ot)	Michigan	Detroit	14,437	Boston University, New Hampshire
1978	Boston University (30-2)	Jack Parker	5-3	Boston College	Providence, R.I.	11,038	Bowling Green, Wisconsin
1979	Minnesota (32-11-1)	Herb Brooks	4-3	North Dakota	Detroit	7,011	Dartmouth, New Hampshire
1980	North Dakota (31-8-1)	John "Gino" Gasparini	5-2	Northern Mich.	Providence, R.I.	5,811	Dartmouth, Cornell
1981	Wisconsin (27-14-1)	Bob Johnson	6-3	Minnesota	Duluth, Minn.	5,420	Michigan Tech, Northern Michigan
1982	North Dakota (35-12)	John "Gino" Gasparini	5-2	Wisconsin	Providence, R.I.	9,272	Northeastern, New Hampshire
1983	Wisconsin (33-10-4)	Jeff Sauer	6-2	Harvard	Grand Forks, N.D.	6,370	Providence, Minnesota
1984	Bowling Green (34-8-2)	Jerry York	5-4 (4 ot)	Minnesota Duluth	Lake Placid, N.Y.	7,813	North Dakota , Michigan State
1985	Rensselaer (35-2-1)	Mike Addesa	2-1	Providence	Detroit	16,282	Minnesota Duluth, Boston College
1986	Michigan State (34-9-2)	Ron Mason	6-5	Harvard	Providence, R.I.	8,341	Minnesota, Denver
1987	North Dakota (40-8)	John "Gino" Gasparini	5-3	Michigan St.	Detroit	16,632	Minnesota, Harvard
1988	Lake Superior St. (33-7-6)	Frank Anzalone	4-3 (ot)	St. Lawrence	Lake Placid, N.Y.	7,906	Maine, Minnesota
1989	Harvard (31-3)	Bill Cleary	4-3 (ot)	Minnesota	St. Paul, Minn.	15,406	Michigan State, Maine
1990	Wisconsin (36-9-1)	Jeff Sauer	7-3	Colgate	Detroit	12,716	Boston College, Boston University
1991	Northern Michigan (38-5-4)	Rick Comley	8-7 (3 ot)	Boston University	St. Paul, Minn.	12,564	Clarkson, Maine
1992	Lake Superior State (30-9-4)	Jeff Jackson	5-3	#Wisconsin	Albany, N.Y.	12,891	Michigan, Michigan State
1993	Maine (42-1-2)	Shawn Walsh	5-4	Lake Superior State	Milwaukee, Wis.	17,704	Boston University, Michigan
1994	Lake Superior State (31-10-4)	Jeff Jackson	9-1	Boston University	St. Paul, Minn.	15,197	Harvard, Minnesota
1995	Boston University (31-6-3)	Jack Parker	6-2	Maine	Providence, R.I.	11,484	Michigan, Minnesota
1996	Michigan (33-7-2)	Gordon "Red" Berenson	3-2 (ot)	Colorado Col.	Cincinnati, Ohio	12,957	Boston University, Vermont
1997	North Dakota (31-10-2)	Dean Blais	6-4	Boston University	Milwaukee, Wis.	17,537	Colorado College, Michigan
1998	Michigan (32-11-1)	Gordon "Red" Berenson	3-2 (ot)	Boston College	Boston	18,276	New Hampshire, Ohio State
1999	Maine (31-6-4)	Shawn Walsh	3-2 (ot)	New Hampshire	Anaheim, Calif.	14,447	Boston College, Michigan State
2000	North Dakota (31-8-5)	Dean Blais	4-2	Boston College	Providence, R.I.	11,484	Maine, St. Lawrence
2001	Boston College (33-8-2)	Jerry York	3-2 (ot)	North Dakota	Albany, N.Y.	13,361	Michigan, Michigan State
2002	Minnesota (32-8-4)	Don Lucia	4-3 (ot)	Maine	St. Paul, Minn.	19,327	New Hampshire, Michigan
2003	Minnesota (28-8-9)	Don Lucia	5-1	New Hampshire	Buffalo, N.Y.	18,659	Cornell, Michigan
2004	Denver (27-12-5)	George Gwozdecky	1-0	Maine	Boston	18,597	Boston College, Minnesota Duluth
2005	Denver (32-9-2)	George Gwozdecky	4-1	North Dakota	Columbus, Ohio	17,155	Minnesota, Colorado College
2006	Wisconsin (30-10-3)	Mike Eaves	2-1	Boston College	Milwaukee, Wis.	17,758	North Dakota , Maine
2007	Michigan State (26-13-3)	Rick Comley	3-1	Boston College	St. Louis, Mo.	19,432	North Dakota , Maine
2008	Boston College (25-11-8)	Jerry York	4-1	Notre Dame	Denver, Colo.	18,632	North Dakota , Michigan
2009	Boston University (35-6-4)	Jack Parker	4-3 (ot)	Miami	Washington, D.C.	18,512	Bemidji State, Vermont
2010	Boston College (29-10-3)	Jerry York	5-0	Wisconsin	Detroit, Mich.	37,592	RIT, Wisconsin
2011	Minnesota Duluth (26-10-6)	Scott Sandelin	3-2 (ot)	Michigan	Minneapolis, Minn.	19,222	North Dakota , Notre Dame
2012	Boston College (33-10-1)	Jerry York	4-1	Ferris State	Tampa, Fla.	18,818	Minnesota, Union
2013	Yale (22-12-3)	Keith Allain	4-0	Quinnipiac	Pittsburgh, Pa.	18,184	Massachusetts-Lowell, St. Cloud St.

#Participation in the tournament vacated by the NCAA Committee on Infractions. All attendance figures listed for for championship game only.

HONORS & AWARDS

Hobey Baker Award 126-127
National Honors 127
All-America Gallery..... 128-129
Conference Honors 130-131
Team Awards 132
The International Stage 133
Olympian Gallery 134





Above: Ryan Duncan signs autographs for fans after being named the 2006-07 Hobey Baker Award recipient. **Below:** Duncan speaks to the media (below) after receiving the Hobey Baker Award.



Tony Hrkac, pictured with UND head coach Gino Gasparini, won the 1987 Hobey Baker Memorial Award after leading North Dakota to the NCAA title and setting a national record for points in a season with 116, a record that still stands.

HOBEBY BAKER FINALISTS BY SCHOOL

North Dakota	21	Air Force	3
Boston College	21	Nebraska Omaha	3
Michigan State.....	20	Niagara	3
Michigan.....	17	Northeastern.....	3
Minnesota	17	Ohio State	3
Maine	14	Western Michigan	3
Boston University	13	Alaska.....	2
Miami.....	12	Babson.....	2
Wisconsin	12	Bowdoin.....	2
Colorado College.....	10	Ferris State	2
Harvard	10	Michigan Tech.....	2
New Hampshire	10	Notre Dame.....	2
Rensselaer	10	Princeton	2
Bowling Green.....	9	Bemidji State.....	1
Minnesota Duluth	9	Brown.....	1
Northern Michigan	9	Dartmouth	1
St. Lawrence	9	Illinois-Chicago.....	1
Clarkson	7	Iona.....	1
Colgate.....	7	Minnesota State.....	1
Denver	7	Merrimack.....	1
Providence.....	7	Plattsburgh State.....	1
Lake Superior State.....	6	Quinnipiac.....	1
Vermont.....	6	Saint Anselm	1
Yale	6	Saint Thomas.....	1
Cornell	5	UMass-Amherst.....	1
UMass-Lowell.....	4	Union	1
St. Cloud State	4		





UND'S HOBEY BAKER AWARD FINALISTS



1983
James Patrick



1984
Jon Casey



1986
Scott Sandelin



1988
Steve Johnson



1990
Russ Parent



1991, 1992, 1993
Greg Johnson



1997, 1999
Jason Blake



1998
Curtis Murphy



2000, 2001
Jeff Panzer



2003, 2004
Zach Parise



2004
Brandon Bochenski



2008
J.P. Lamoureux



2008
T.J. Oshie




2011
Matt Frattin



2013
Corban Knight



2013
Danny Kristo



UND ALL-AMERICANS

Prior to the 1957-58 season, All-America teams were named by coaches, rather than chosen through a formal vote of the American Hockey Coaches Association.

- 1949-50 Buzz Johnson, F (2nd)
Dan McKinnon, D (2nd)
- 1950-51 John Noah, D (1st)
- 1951-52 Ben Cherski, C (2nd)
- 1952-53 Ben Cherski, C (1st)
- 1953-54 Ben Cherski, C (1st)
Spike Schultz, G (1st)
- 1954-55 Bill Reichart, C (1st)
- 1955-56 Bill Reichart, C (1st)
- 1956-57 Bill Reichart, F (1st)
Bill Steenson, D (1st)
- 1957-58 Bill Steenson, D (1st)
- 1958-59 Bill Steenson, D (1st)
- 1959-60 Reg Morelli, C (1st)
- 1962-63 Don Ross, D (1st)
Al McLean, F (1st)
Dave Merrifield, F (1st)
- 1964-65 Don Ross, D (1st)
- 1965-66 Terry Casey, C (1st)
- 1966-67 Jerry Lafond, D (1st)
- 1967-68 Terry Abram, D (1st)
Bob Munro, C (1st)
- 1968-69 Bob Munro, C (1st)
John Marks, D (1st)
- 1969-70 John Marks, D (1st)
- 1971-72 Alan Hangsleben, D (1st)
- 1978-79 Bob Iwabuchi, G (1st)
Kevin Maxwell, C (1st)
- 1979-80 Mark Taylor, C (1st)
Howard Walker, D (1st)
- 1980-81 Marc Chorney, D (1st)
- 1982-83 James Patrick, D (1st)
- 1983-84 Jon Casey, G (1st)
- 1985-86 Scott Sandelin, D (2nd)
- 1986-87 Tony Hrkac, C (1st)
Bob Joyce, F (1st)
Ian Kidd, D (1st)
Ed Belfour, G (2nd)
- 1987-88 Steve Johnson, C (1st)
- 1989-90 Russ Parent, D (1st)
Lee Davidson, C (2nd)
- 1990-91 Greg Johnson, C (1st)
- 1991-92 Greg Johnson, C (2nd)
- 1992-93 Greg Johnson, C (1st)
- 1995-96 Teeder Wynne, F (2nd)
- 1996-97 Curtis Murphy, D (2nd)
David Hoogsteen, F (2nd)
- 1997-98 Curtis Murphy, D (1st)
Jason Blake, F (2nd)
Karl Goehring, G (2nd)
- 1998-99 Jason Blake, C (1st)
Brad Williamson, D, (1st)
Jay Panzer, F, (2nd)
- 1999-00 Karl Goehring, G (1st)
Jeff Panzer, C (1st)
Lee Goren, F (2nd)
- 2000-01 Jeff Panzer, C (1st)
Travis Roche, D (1st)
Bryan Lundbohm, W (2nd)
- 2003-04 Brandon Bochenski, W, (1st)
Zach Parise, C (1st)
- 2006-07 Ryan Duncan, F (1st)
Jonathan Toews, F (1st)
Taylor Chorney, D (2nd)
- 2007-08 T.J. Oshie, F (1st)
- 2008-09 Chay Genoway, D (2nd)

- 2010-11 Matt Frattin, F (1st)
Chay Genoway, D (1st)
Aaron Dell, G (2nd)
- 2012-13 Danny Kristo, F (1st)
Corban Knight, F (2nd)

NCAA TOURNAMENT MOST OUTSTANDING PLAYER

- 1959 Reg Morelli, F
- 1963 Al McLean, F
- 1980 Doug Smail, F
- 1982 Phil Sykes, F
- 1987 Tony Hrkac, F
- 1997 Matt Henderson, F
- 2000 Lee Goren, F

NCAA TOURNAMENT ALL-TOURNAMENT TEAM

- 1958 Ron King, F (1st)
Ralph Lyndon, D (1st)
Bill Steenson, D (2nd)
- 1959 Reg Morelli, F (1st)
Ed Thomlinson, F (1st)
Ralph Lyndon, D (2nd)
Joe Poole, F (2nd)
- 1963 George Goodacre, D
Don Ross, D
Al McLean, F
Dave Merrifield, F
Don Stokaluk, F
- 1968 Terry Abram, D
Bob Munro, F
- 1979 Howard Walker, D
Mark Taylor, F
- 1980 Marc Chorney, D
Doug Smail, F
Phil Sykes, F
- 1982 Darren Jensen, G
James Patrick, D
Cary Eades, F
Phil Sykes, F
- 1984 Dean Barsness, F
- 1987 Ed Belfour, G
Ian Kidd, D
Tony Hrkac, F
Bob Joyce, F
- 1997 David Hoogsteen, F
Matt Henderson, F
Curtis Murphy, D
Aaron Schweitzer, G
- 2000 Lee Goren, F
Bryan Lundbohm, F
Mike Commodore, D
Karl Goehring, G
- 2001 Travis Roche, D
Bryan Lundbohm, W
- 2005 Travis Zajac, F

ACADEMIC ALL-AMERICANS

- 1999-00 Karl Goehring, G (2nd)
- 2000-01 Karl Goehring, G (1st)
- 2008-09 Chay Genoway, D (3rd)

NATIONAL COACH OF THE YEAR (Spencer Penrose Award)

- 1986-87 John "Gino" Gasparini
- 1996-97 Dean Blais
- 2000-01 Dean Blais

NORTH DAKOTA ALL-AMERICA GALLERY



1949-50
Buzz Johnson



1949-50
Dan McKinnon



1950-51
John Noah



'51-52, '52-53, '53-54
Ben Cherski



1953-54
Gerald Schultz



'54-55, '55-56, '56-57
Bill Reichart



'56-57, '57-58, '58-59
Bill Steenson



1959-60
Reg Morelli



1962-63, 1964-65
Don Ross



1962-63
Al McLean



1962-63
Dave Merrifield



1965-66
Terry Casey



1966-67
Jerry Lafond



1967-68
Terry Abram



1967-68, 1968-69
Bob Munro



1968-69, 1969-70
John Marks



1971-72
Alan Hangsleben



1978-79
Bob Iwabuchi




1978-79
Kevin Maxwell



1979-80
Mark Taylor



1979-80
Howard Walker



1980-81
Marc Chorney



1982-83
James Patrick



1983-84
Jon Casey



1985-86
Scott Sandelin



1986-87
Ed Belfour




1986-87
Tony Hrkac



1986-87
Bob Joyce




1986-87
Ian Kidd



1987-88
Steve Johnson



NORTH DAKOTA ALL-AMERICA GALLERY



1989-90
Lee Davidson



1989-90
Russ Parent



'90-91, '91-92, '92-93
Greg Johnson



1995-96
Teeder Wynne



1996-97
David Hoogsteen



1996-97, 1997-98
Curtis Murphy



1997-98, 1998-99
Jason Blake



1997-98, 1999-00
Karl Goehring



1998-99
Jay Panzer



1998-99
Brad Williamson



1999-00
Lee Goren



1999-00, 2000-01
Jeff Panzer



2000-01
Travis Roche



2000-01
Bryan Lundbohm



2003-04
Brandon Bochenski



2003-04
Zach Parise



2006-07
Taylor Chorney



2006-07
Ryan Duncan



2006-07
Jonathan Toews



2007-08
T.J. Oshie



2008-09, 2010-11
Chay Genoway



2010-11
Aaron Dell



2010-11
Matt Frattin



2012-13
Corban Knight



2012-13
Danny Kristo



1987-88 Steve Johnson, F
Bob Joyce, F
Mickey Krampotich, F
Murray Baron, D
Tom Benson, F
Brent Bobbyck, F
Scott Brower, G
Scott Dub, F
Steve Johnson, F
Mike LaMoine, D
Grant Paronica, F
1988-89 Brent Bobbyck, F
Mike LaMoine, D
Grant Paronica, F
Garry Valk, F
1989-90 Jason Herter, D
Dane Jackson, F
Jeff McLean, F
Matt Morelli, F
Brad Pascall, D
Steve Peters, G
Dixon Ward, F
1990-91 Chris Dickson, G
Dave Hakstol, D
Jason Herter, D
Greg Johnson, F
David Marvin, D
Jeff McLean, F
Brad Pascall, D
Dixon Ward, F
1991-92 Brad Bombardir, D
Dave Hakstol, D
Greg Johnson, F
Kevin McKinnon, F
Jeff McLean, F
Brad Pascall, D
Marty Schriener, F
Dixon Ward, F
1992-93 Brad Bombardir, D
Chris Gotziaman, F
Greg Johnson, F
Jeff Lembke, G
Jarrod Olson, D
1993-94 Sean Beswick, F
Brad Bombardir, D
Chris Gotziaman, F
Corey Johnson, F
Kevin McKinnon, F
Jarrod Olson, D
Marty Schriener, F
1994-95 Corey Johnson, F
Jarrod Olson, D
Tim Slukynsky, F
1995-96 Corey Johnson, F
Mark Pivetz, D
Bill Trew, F
Brian Zierke, F
1996-97 Jesse Bull, F
Dane Litke, D
Jay Panzer, F
Tom Phillion, F
Jeff Ulmer, F
Mitch Vig, D
Brad Williamson, D
1997-98 Jason Blake, F
Joe Blake, D
Brad DeFauw, F
Lee Goren, F
Jay Panzer, F
Jason Ulmer, F
Jeff Ulmer, F
Mitch Vig, D
Brad Williamson, D
1998-99 Mike Commodore, D
Brad DeFauw, F
Karl Goehring, G
Lee Goren, F
Trevor Hammer, D

1999-00 Jay Panzer, F
Jeff Panzer, F
Jason Ulmer, F
Jeff Ulmer, F
Brad Williamson, D
Peter Armbrust, F
Mike Commodore, D
Wes Dorey, F
Karl Goehring, G
Lee Goren, F
Trevor Hammer, D
Bryan Lundbohm, F
Chad Mazurak, D
Tim O'Connell, D
Jeff Panzer, F
Aaron Schneekloth, D
Jason Ulmer, F
2000-01 Ryan Bayda, F
Karl Goehring, G
Trevor Hammer, D
Bryan Lundbohm, F
Chad Mazurak, D
Aaron Schneekloth, D
2001-02 Ryan Hale, F
Andy Kollar, G
Chad Mazurak, D
Jason Notermann, F
Tyler Palmiscno, F
Aaron Schneekloth, D
Tim Skarperud, F
2002-03 Ryan Connelly, F
Nick Fuher, D
Quinn Fylling, F
Ryan Hale, F/D
Matt Jones, D
David Lundbohm, F
James Massen, F
Jason Notermann, F
Tyler Palmiscno, F
Andy Schneider, D
Kevin Spiewak, F
2003-04 Brian Canady, F
Nick Fuher, D
Quinn Fylling, F
Matt Greene, D
Ryan Hale, F/D
Matt Jones, D
Lee Marvin, D/F
Zach Parise, F
Andy Schneider, D
2004-05 Brian Canady, F
Erik Fabian, F
Scott Foyt, F/D
Matt Greene, D
Rory McMahon, F
Jordan Parise, G
Andy Schneider, D
2005-06 Robbie Bina, D
Erik Fabian, F
Scott Foyt, F
Jordan Parise, G
Chris Porter, F
Matt Smaby, D
Drew Stafford, F
Travis Zajac, F
2006-07 Robbie Bina, D
Taylor Chorney, D
Ryan Duncan, D
Erik Fabian, F
Joe Finley, D
Scott Foyt, F/D
Brian Lee, D
Ryan Martens, F
Chris Porter, F
Aaron Walski, G
Matt Watkins, F

2007-08 Robbie Bina, D
Ryan Duncan, F
Joe Finley, D
Michael Forney, F
Chay Genoway, D
Andrew Kozek, F
Ryan Martens, F
Aaron Walski, G
Matt Watkins, F
Darcy Zajac, F
2008-09 Brent Davidson, F
Ryan Duncan, F
Joe Finley, D
Matt Frattin, F
Chay Genoway, D
Derrick LaPoint, D
Ryan Martens, F
Jake Marto, D
Aaron Walski, G
Matt Watkins, F
Darcy Zajac, F
2009-10 Ben Blood, D
Brent Davidson, F/D
Brad Eidsness, G
Chay Genoway, D
Jason Gregoire, F
Brett Hextall, F
Mario Lamoureux, F
Derrick LaPoint, D
Tate Maris, G
Jake Marto, D
Chris VandeVelde, F
Darcy Zajac, F
2010-11 Ben Blood, D
Brett Bruneteau, F
Brent Davidson, F
Brad Eidsness, G
Matt Frattin, F
Chay Genoway, D
Jason Gregoire, F
Brett Hextall, F
Ryan Hill, F/D
Mario Lamoureux, F
Derrick LaPoint, D
Andrew MacWilliam, D
Brad Malone, F
Tate Maris, G
Jake Marto, D
Carter Rowney, F
2011-12 Ben Blood, D
Taylor Dickin, F
Brad Eidsness, G
Derek Forbort, D
Mario Lamoureux, F
Andrew MacWilliam, D
Tate Maris, G
Brock Nelson, F
Derek Rodwell, F
Carter Rowney, F
Dillon Simpson, D
2012-13 Connor Gaarder, F
Rocco Grimaldi, F
Mark MacMillan, F
Mitch MacMillan, F
Andrew MacWilliam, D
Nick Mattson, D
Tate Maris, G
Brendan O'Donnell, F
Derek Rodwell, F
Dan Senkbeil, D/F
Dillon Simpson, D

2007-08 Ryan Martens, F
Chay Genoway, D
2008-09 Chay Genoway, D
2009-10 Brad Eidsness, G
Chay Genoway, D
Derrick LaPoint, D
Jake Marto, D
Chris VandeVelde, F
Darcy Zajac, F
2010-11 Brett Bruneteau, F
Brad Eidsness, G
Chay Genoway, D
Derrick LaPoint, D
Tate Maris, G
2011-12 Taylor Dickin, F
Brad Eidsness, G
Dillon Simpson, D
2012-13 Mark MacMillan, F
Nick Mattson, D
Dillon Simpson, D

WCHA TOURNAMENT MVP

1996-97 David Hoogsteen, F
1999-00 Lee Goren, F
2005-06 Jordan Parise, G
2009-10 Evan Trupp, F
2010-11 Matt Frattin, F
2011-12 Aaron Dell, G

WCHA ALL-TOURNAMENT TEAM

1987-88 Neil Eisenhut, F
1989-90 Jason Herter, D
Greg Johnson, F
Russ Romaniuk, F
1996-97 David Hoogsteen, F
Curtis Murphy, D
Aaron Schweitzer, G
1997-98 Jason Blake, F
Curtis Murphy, D
1998-99 Jeff Panzer, F
Ryan Bayda, F
Lee Goren, F
Andy Kollar, G
Travis Roche, D
2000-01 Jeff Panzer, F
Travis Roche, D
2003-04 Brandon Bochenski, F
Matt Jones, D
Zach Parise, F
2004-05 Nick Fuher, D
Rastislav Spirko, F
2005-06 T.J. Oshie, F
Jordan Parise, G
Matt Smaby, D
2006-07 Taylor Chorney, D
Philippe Lamoureux, F
Jonathan Toews, F
2007-08 Taylor Chorney, D
T.J. Oshie, F
2009-10 Ben Blood, D
Brad Eidsness, G
Derrick LaPoint, D
Evan Trupp, F
Chris VandeVelde, F
2010-11 Matt Frattin, F
Chay Genoway, D
2011-12 Aaron Dell, G
Derek Forbort, D
Mario Lamoureux, F
Andrew MacWilliam, D
Brock Nelson, F

WCHA SCHOLAR-ATHLETES

2005-06 Erik Fabian, F
Chris Porter, F
Matt Smaby, D
2006-07 Erik Fabian, F
Brian Lee, D



TOM HOGHAUG MEMORIAL SCHOLARSHIP

Awarded annually to a freshman hockey player who has demonstrated initiative, character and a sense of responsibility. The Tom Hoghaug Memorial scholarship was established Feb. 4, 1959 by Dr. and Mrs. Maurice Hoghaug of Grand Forks to honor the memory of their son, Tom, a UND hockey player who was killed in a tragic automobile accident.

- 1958-59 Douglas Messier
1959-60 Daniel Storsteen
1960-61 Frederick Granger Evans
1961-62 Joseph Lech
1962-63 Paul Rygh
1963-64 Robert Lillo
1964-65 Gary Brandt
1965-66 Robert Tuff
1966-67 Rodney Christensen
1967-68 Robert Duncan
1968-69 Gregory Cameron
1969-70 Earl Anderson
1970-71 Dennis Johnson
1971-72 Timothy Delmore
1972-73 Richard Clubbe
1973-74 Roger Lamoureux
1974-75 Daniel Passolt
1975-76 Charles (Mike) Burggraf
William Stankoven
1976-77 Tom Mogush
1977-78 Doug Smail
1978-79 Phillip Sykes
1979-80 Darren Jensen
1980-81 James Vilandre
1981-82 Richard Zombo
1982-83 Glen Klotz
1983-84 Perry Berezan
1984-85 Scott Brower
1985-86 Ian Kidd
1986-87 Steve Peters
1987-88 Garry Valk
1988-89 Dane Jackson
1989-90 Greg Johnson
1990-91 Chris Gotziaman
1991-92 Marty Schriener
1992-93 Jeff Lembke
1993-94 Darcy Mitani
1994-95 Toby Kvalevog
1995-96 Ian Kallay
1996-97 Jason Ulmer
1997-98 Jeff Panzer
1998-99 Bryan Lundbohm
1999-00 Ryan Bayda
2000-01 David Hale
2001-02 Matt Jones
2002-03 Matt Greene
2003-04 Chris Porter
2004-05 Travis Zajac
2005-06 Jonathan Toews
2006-07 Darcy Zajac
2007-08 Jake Marto
2008-09 Graeme Harrington
2009-10 Andrew MacWilliam
2010-11 Brock Nelson
2011-12 Nick Mattson
2012-13 Colten St. Clair

ARCHIE KRUM MEMORIAL ATHLETIC SCHOLARSHIP

Conferred upon a hockey player who has demonstrated leadership qualities, high academic standards and athletic excellence, with a consideration given to players from North Dakota and Minnesota. Mr. Krum was a longtime supporter of UND Athletics before his death.

- 1984-85 Brian Williams
1985-86 Bob Joyce
1986-87 Steve Johnson
1987-88 Mike LaMoine
1988-89 Neil Eisenhut
1989-90 Russ Parent
1990-91 Dave Hakstol
1991-92 Chris Gotziaman
1992-93 Chris Gotziaman
1993-94 Jeff Lembke
1994-95 Jeff Lembke
1995-96 Corey Johnson
1996-97 Dane Litke
1997-98 Mitch Vig
1998-99 Jay Panzer
1999-00 Karl Goehring
2000-01 Karl Goehring
2001-02 Aaron Schneekloth
2002-03 Jason Notermann
2003-04 Matt Jones
2004-05 Matt Jones
2005-06 Erik Fabian
Matt Smaby
2006-07 Erik Fabian
2007-08 Ryan Duncan
Chay Genoway
2008-09 Chay Genoway
2009-10 Chay Genoway
Darcy Zajac
2010-11 Chay Genoway
Derrick LaPoint
2011-12 Corban Knight
2012-13 Andrew MacWilliam

JEFF ANDERSON HOCKEY SCHOLARSHIP

Awarded annually to a UND varsity hockey player who is voted MVP of the team by his teammates. Awarded after the season.

- 1985-86 Scott Sandelin
1986-87 Tony Hrkac
1987-88 Steve Johnson
1988-89 Lee Davidson
1989-90 Lee Davidson
1990-91 Greg Johnson
1991-92 Greg Johnson
1992-93 Greg Johnson
1993-94 Brad Bombardir
1994-95 Teeder Wynne
1995-96 Teeder Wynne
1996-97 David Hoogsteen
Jason Blake
1997-98 Curtis Murphy
1998-99 Brad Williamson
1999-00 Lee Goren
2000-01 Jeff Panzer
2000-02 Ryan Bayda
2002-03 Brandon Bochenski
Zach Parise
2003-04 Brandon Bochenski
2004-05 Colby Genoway
Jordan Parise



Forward Travis Zajac was named North Dakota's Rookie of the Year in 2004-05. Zajac now stars for the NHL's New Jersey Devils.

- 2005-06 Jordan Parise
2006-07 Ryan Duncan
2007-08 Jean-Philippe Lamoureux
2008-09 Ryan Duncan
2009-10 Chris VandeVelde
2010-11 Matt Frattin
2011-12 Brock Nelson
2012-13 Corban Knight

CLIFF (FIDO) PURPUR AWARD

Given annually to the player judged by the coaching staff to exemplify the characteristics of Purpur, a former UND coach, of hard work, determination and being a creator of excitement.

- 1980-81 Phil Sykes
Dusty Carroll
1981-82 Dusty Carroll
1982-83 Dave Tippett
1983-84 Dean Barsness
1984-85 Scott Sandelin
1985-86 Bob Joyce
1986-87 Bob Joyce
1987-88 Scott Dub
1988-89 Brent Bobyck
1989-90 Brent Bobyck
1990-91 Dave Hakstol
1991-92 Dane Jackson
1992-93 Kevin McKinnon
1993-94 Kevin McKinnon
1994-95 Keith Murphy
1995-96 Darcy Mitani
1996-97 Matt Henderson
1997-98 Matt Henderson
1998-99 Jason Blake
1999-00 Jeff Panzer
2000-01 Bryan Lundbohm
2001-02 Tim Skarperud
2002-03 Jason Notermann
2003-04 Zach Parise
2004-05 Rory McMahan
2005-06 Travis Zajac
2006-07 T.J. Oshie
2007-08 T.J. Oshie
2008-09 Chay Genoway
2009-10 Mario Lamoureux
Evan Trupp
2010-11 Evan Trupp
2011-12 Mario Lamoureux
2012-13 Danny Kristo

MOST IMPROVED PLAYER

- 2004-05 Erik Fabian
2006-07 Chris VandeVelde
2007-08 Brent Davidson
2008-09 Ben Blood
2009-10 Tate Maris
2010-11 Aaron Dell
2011-12 Carter Rowney
2012-13 Dillon Simpson

ROOKIE OF THE YEAR

- 2004-05 Travis Zajac
2006-07 Chay Genoway
2007-08 Evan Trupp
2008-09 Brad Eidsness
2009-10 Danny Kristo
2010-11 Derek Forbort
2011-12 Michael Parks
2012-13 Rocco Grimaldi

COACHES UNSUNG HERO AWARD

- 2004-05 Matt Greene
2006-07 Scott Foyt
2007-08 Robbie Bina
Rylan Kaip
2008-09 Aaron Walski
2009-10 Jake Marto
2010-11 Jake Marto
2011-12 Ben Blood
2012-13 Joe Gleason

PLUS/MINUS AWARD

- 2004-05 Drew Stafford
2005-06 Drew Stafford
2006-07 Joe Finley
2007-08 Joe Finley
2008-09 Ben Blood
2009-10 Jake Marto
2010-11 Ben Blood
2011-12 Brock Nelson
2012-13 Danny Kristo

VIRG FOSS 3-STAR AWARD

Awarded annually to the player who receives the most 3-star voting points, as voted by the print media following each home game.

- 2010-11 Matt Frattin
2011-12 Danny Kristo
2012-13 Danny Kristo



John Noah holds the distinction of being UND's first Olympian, having represented the U.S. in 1952.

THE OLYMPIANS

- 1952 (Oslo, Norway)**
John Noah (USA)
- 1956 (Cortina d'Ampezzo, Italy)**
Gordon Christian (USA)
Dan McKinnon (USA)
Ken Purpur (USA)
- 1964 (Innsbruck, Austria)**
Tom Yurkovich (USA)
Bill Reichart (USA)
Don Ross (USA)
- 1968 (Grenoble, France)**
Don Ross (USA)
- 1972 (Sapporo, Japan)**
Mike Curran (USA)
- 1980 (Lake Placid, N.Y.)**
Dave Christian (USA)*
Roger Lamoureux (CAN)
Kevin Maxwell (CAN)
- 1984 (Sarajevo, Yugoslavia)**
Bob DePiero (Italy)
Dave Donnelly (CAN)
James Patrick (CAN)
Dave Tippett (CAN)
- 1988 (Calgary, Alberta, Canada)**
Bob Joyce (CAN)



Forward Dave Christian was a member of the United States' famed "Miracle on Ice" team that won the gold medal at the 1980 Olympic Games in Lake Placid. Christian went on to play more than 1,000 career games over 15 seasons in the NHL.

Gord Sherven (CAN)

- 1992 (Albertville, France)**
Dean Blais (Coach, USA)
Dave Tippett (CAN)
 - 1994 (Lillehammer, Norway)**
Greg Johnson (CAN)
 - 2002 (Salt Lake City)**
Ed Belfour (CAN)*
 - 2006 (Turin, Italy)**
Jason Blake (USA)
 - 2010 (Vancouver, British Columbia)**
Zach Parise (USA)
Jonathan Toews (CAN)*
- *Gold medal winners

THE NATIONALISTS

- 1949 (Stockholm, Sweden)**
Milton Johnson (USA)
Russell Johnson (USA)
Stan Marek (CZE)
- 1950 (London, England)**
Milton Johnson (USA)
Russell Johnson (USA)
- 1955 (Germany)**
Gordon Christian (USA)
Dan McKinnon (USA)
- 1958 (Oslo, Norway)**
Gordon Christian (USA)
Dan McKinnon (USA)
Cal Marvin (Coach, USA)
- 1961 (Geneva, Switzerland)**
Tom Yurkovich (USA)
- 1962 (Denver, Colorado)**
Ken Johannson (USA)
- 1965 (Tampere, Finland)**
Dan Storsteen (USA)
Cal Marvin (Manager, USA)
- 1966 (Ljubjana, Yugoslavia)**
Don Ross (USA)
Tom Yurkovich (USA)
Ken Johannson (Asst. Mgr., USA)
- 1967 (Vienna, Austria)**
Terry Casey (USA)
Art Miller (CAN)
Don Ross (USA)

- 1969 (Stockholm, Sweden)**
Mike Curran (USA)
Bill Reichart (USA)
- 1970 (Bucharest, Romania)**
Mike Curran (USA)
Don Ross (USA)
- 1971 (Geneva, Switzerland)**
Mike Curran (USA)
Don Ross (USA)
- 1973 (Graz, Austria)**
Earl Anderson (USA)
Alan Hangsleben (USA)
- 1974 (Ljubjana, Yugoslavia)**
Alan Hangsleben (USA)
- 1976 (Katowice, Poland)**
Mike Curran (USA)
- 1977 (Vienna, Austria)**
Mike Curran (USA)
- 1981 (Stockholm, Sweden)**
Dave Christian (USA)
- 1982 (Helsinki, Finland)**
Bob DePiero (Italy)
Bill Selman (Coach, USA)
- 1983 (West Germany)**
Bob DePiero (Italy)
- 1986 (Moscow, Soviet Union)**
Scott Sandelin (USA)
Phil Sykes (CAN)
Brian Williams (USA)
- 1989 (Sweden)**
Dave Christian (USA)
James Patrick (CAN)
- 1990 (Switzerland)**
Jon Casey (USA)
- 1998 (Zurich)**
James Patrick (CAN)
- 1999 (Oslo, Norway)**
Jason Blake (USA)
Brad Pascall (Manager, Canada)
- 2000 (St. Petersburg, Russia)**
Jason Blake (USA)
Karl Goehring (USA)
Dean Blais (USA, Asst. Coach)
- 2002 (Sweden)**
James Patrick (CAN)
Landon Wilson (USA)
- 2003 (Helsinki, Finland)**
Brad DeFauw (USA)
- 2005 (Vienna, Austria)**
Zach Parise (USA)
- 2006 (Riga, Latvia)**
Drew Stafford (USA)
- 2007 (Moscow, Russia)**
Brandon Bochenski (USA)
Mike Commodore (CAN)
Matt Greene (USA)
Zach Parise (USA)
Jonathan Toews (CAN)
- 2008 (Halifax, N.S. & Quebec City)**
Matt Greene (USA)
Zach Parise (USA)
Drew Stafford (USA)
Jonathan Toews (CAN)
- 2009 (Bern, Switzerland)**
Jason Blake (USA)
T.J. Oshie (USA)
Drew Stafford (USA)
Dave Tippett (Asst. Coach, CAN)
Travis Zajac (CAN)
- 2010 (Germany)**
Taylor Chorney (USA)
Matt Greene (USA)
T.J. Oshie (USA)

- 2011 (Slovakia)**
Chris Porter (USA)
Travis Zajac (CAN)
- 2013 (Stockholm & Helsinki)**
Dave Tippett (CAN, Asst. Coach)
Danny Kristo (USA)
T.J. Oshie (USA)

NATIONAL JUNIORS

- 1974 Dave Geving (USA)
- 1979 Dave Christian (USA)
Mike Stone (USA)
Mark Huglen (USA)
Craig Ludwig (USA)
- 1981 Jon Casey (USA)
Troy Murray (CAN)*
James Patrick (CAN)*
- 1983 James Patrick (CAN)
Gord Sherven (CAN)
Rick Zombo (USA)
- 1984 Scott Sandelin (USA)
- 1985 Brad Berry (CAN)*
- 1987 Lee Davidson (USA)
- 1988 Lee Davidson (USA)
- 1989 Geoff Smith (CAN)
- 1990 Jason Herter (CAN)*
Chris Gotziaman (USA)
Greg Johnson (CAN)*
- 1992 Brad Bombardir (CAN)
Marty Schriener (USA)
Toby Kvalevog (USA)
- 1994 Landon Wilson (USA)
- 1995 David Hale (USA)
- 2001 Matt Greene (USA)
Matt Jones (USA)
Zach Parise (USA)
- 2004 Rastislav Spirko (Slovakia)
Brady Murray (USA)*
Zach Parise (USA)*
Rastislav Spirko (Slovakia)
Drew Stafford (USA)*
- 2005 Brian Lee (USA)
Drew Stafford (USA)
- 2006 Taylor Chorney (USA)
Brian Lee (USA)
T.J. Oshie (USA)
Jonathan Toews (CAN)*
- 2007 Taylor Chorney (USA)
Brian Lee (USA)
Jonathan Toews (CAN)*
- 2009 Danny Kristo (USA)
- 2010 Danny Kristo (USA)*
- 2011 Derek Forbort (USA)
Brock Nelson (USA)
- 2012 Dererik Forbort (USA)
- 2013 Rocco Grimaldi (USA)*

*Indicates gold medal winners

WORLD CUP

- (Formerly Canada Cup)**
- 1976 Mike Curran (USA)
Alan Hangsleben (USA)
 - 1981 Dave Christian (USA)
 - 1984 Dave Christian (USA)
 - 1987 James Patrick (CAN)
 - 1991 Dave Christian (USA)

NORTH DAKOTA OLYMPIC GALLERY




John Noah (1952)



Bill Reichart (1964)



Kevin Maxwell (1980)



Jonathan Toews (2010)



Gordon "Ginny" Christian (1956)



Don Ross (1964, 1968)



Jason Blake (2006)



*1956
Ken Purpur*



*1972
Mike "Lefty" Curran*



*1980
Dave Christian*



*1984
Dave Donnelly*



Dan McKinnon (1956)




Tom Yurkovich (1964)



Zach Parise (2010)



*1984
James Patrick*



*1984, 1992
Dave Tippett*




*2002
Ed Belfour*



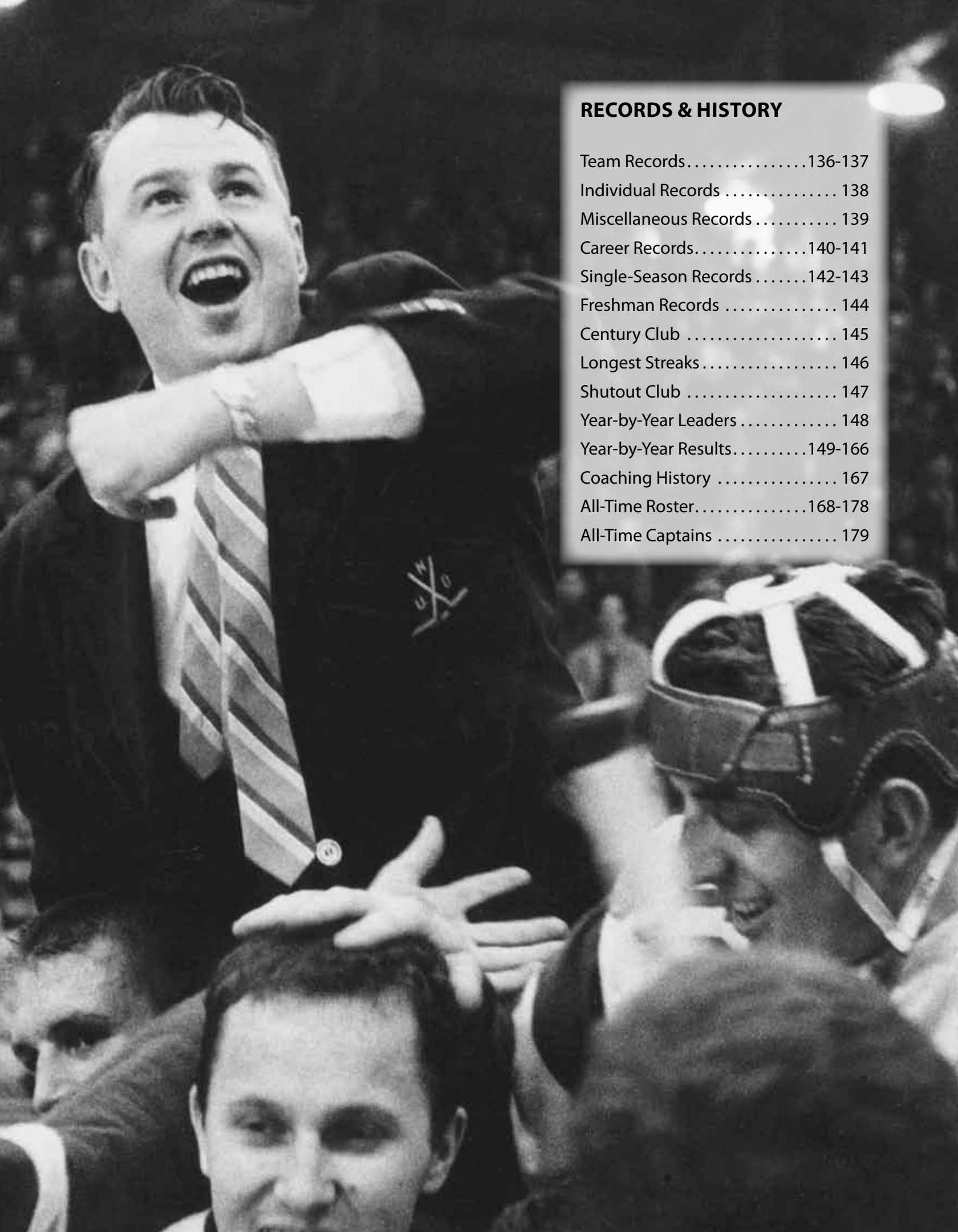
*1994
Greg Johnson*



*1988
Bob Joyce*



*1988
Gord Sherven*



RECORDS & HISTORY

Team Records.....	136-137
Individual Records.....	138
Miscellaneous Records.....	139
Career Records.....	140-141
Single-Season Records.....	142-143
Freshman Records.....	144
Century Club.....	145
Longest Streaks.....	146
Shutout Club.....	147
Year-by-Year Leaders.....	148
Year-by-Year Results.....	149-166
Coaching History.....	167
All-Time Roster.....	168-178
All-Time Captains.....	179



SINGLE-SEASON RECORDS

Most Wins: 40 (40-8-0 in 1986-87)
Highest Winning Percentage: .833 (40-8-0 in 1986-87)
Fewest Wins: 6 (6-28-2 in 1974-75)
Most Losses: 28 (6-28-2 in 1974-75)
Fewest Losses: 5 (11-5-0 in 1947-48 and 15-5-0 in 1952-53)
Most Ties: 9 (29-8-9 in 2000-01)
Fewest Ties: 0 (11 times)
Most Home Wins: 26 (26-2-0 in 1986-87)
Highest Home Winning Percentage: .929 (26-2-0 in 1986-87)
Most Home Losses: 14 (3-14-1 in 1974-75)
Fewest Home Losses: 0 (14-0-3 in 1962-63)
Most Road Wins: 13 (13-3-3 in 2000-01)
Most Road Losses: 16 (4-16-0 in 1992-93)
Fewest Road Losses: 1 (7-1-0 in 1949-50)
Most Neutral Site Wins: 8 (8-0-0 in 1999-00)
Most Consecutive Games Won: 15 (last 14 of 1979-80 and first of 1980-81; 2-8-80 through 3-29-80 and 10-17-80)
Most Consecutive Wins to Start a Season: 13 (1952-53)
Most Consecutive Losses to Start a Season: 4 (1994-95)
UND Record in Season Openers: 42-18-7 (.679)
UND Record in WCHA Season Openers: 29-21-4 (.574)
Most Consecutive Winning Seasons: 13 (1978-79 through 1990-91)
Most Consecutive Losing Seasons: 3 (1973-74 to 1975-76; 1991-92 to 1993-94)
Longest Winning Streak: 15 games (last 14 games of 1979-80 and first game of 1980-81; 2-8-80 through 3-29-80 and 10-17-80)
Longest Home Winning Streak: 18 games (last 18 games of 1979-80)
Longest Road Winning Streak: 8 games (12-9-67 through 2-9-68)
Longest Home Unbeaten Streak: 19 games (from Nov. 16, 1979 to Oct. 17, 1980 – over two seasons)
Longest Home Losing Streak: 5 games (five times, most recent was from 10-29-05 through 12-10-05)
Longest WCHA Winning Streak: 14 (1986-87)
Longest WCHA Unbeaten Streak: 19 (1998-99)
Most Goals Scored: 264 (1986-87)
Most Goals Allowed: 199 (1991-92)
Most Assists: 418 (1986-87)
Most Points: 682 (1986-87)
Most Penalties: 472 (1991-92)
Most Penalty Minutes: 1,086 (1991-92)
Most One-Goal Games: 18 (1983-84 and 1987-88)
Most Power Play Goals: 71 (1989-90)
Best Power Play Percentage: .302, 67 of 222 (1977-78)
Lowest Power Play Percentage: .164, 29 of 177 (1993-94)
Best Penalty Kill Percentage: .872, 184 of 211 (2003-04)
Lowest Penalty Kill Percentage: .672, 57 of 174 (1974-75)
Most Shorthanded Goals: 18 (1986-87)
Most Shutouts: 9 (1999-00)
Most Games Being Shutout: 4 (1967-68)
Most Consecutive Shutouts: 4 (1953-54; all vs. Michigan Tech)
Most Consecutive Games Scoring: 177 (11/26/77 through 1/30/82)
Most Overtime Games: 12 (2000-01)
Most Overtime Wins: 4 (of 8 in 1980-81)
Most Overtime Losses: 4 (of 8 in 1979-80); 4 (of 8 in 1987-88)
Highest Season Home Attendance: 261,875 (2005-06, 24 games)
Highest Season Home Attendance Avg.: 11,756 (2010-11, 20 games)
Highest Season Overall (Home, Road & Neutral) Attendance: 429,235 in 2006-07 (Avg. 9,982 per game)
Highest Season Overall (Home, Road & Neutral) Attendance Avg.: 10,920 (2008-09, 43 games)

TEAM SINGLE-GAME RECORDS

Most Goals for UND: 18 (18-3 win at Denver, 2/01/50)
Most Goals, Both Teams: 23 (2/27/48, 17-6 win over North Dakota State)
Fewest Goals, Both Teams: 0 (3/8/68 at Michigan Tech)
Most Shorthanded Goals for UND: 3 (2/16/90 in 9-2 win over Michigan Tech)
Most Power Play Goals: 7 (10/18/91 in 10-5 win at Denver)
Most Empty Net Goals for UND: 2 (12/05/81 at U.S. International 12/5/81; by Dan Brennan at 18:46 and Dave Donnelly at 19:39 of 3rd period; 2/12/99 vs. Denver; by Jeff Ulmer at 18:31 and Adam Calder at 19:03)
Most Assists for UND: 24 (15-0 win over Yale in 45-minute game at Troy, N.Y., 1/01/60)

LONGEST UNBEATEN STREAKS IN UND HISTORY (all games)

- 16 games – 13-0-3 from 11/09/02 to 1/10/03
- 15 games – 15-0-0 (over two seasons) from 2/08/80 to 10/17/80

LONGEST HOME UNBEATEN STREAKS IN UND HISTORY (all games)

- 19 games – 19-0-0 (over two seasons) from 11/16/79 to 10/17/80 *
- 18 games – 15-0-3 (over two seasons) from 11/24/62 to 11/29/63 *
- 18 games – 15-0-3 (over two seasons) from 3/02/02 to 2/07/03
- 17 games – 17-0-0 (over two seasons) from 1/05/90 to 11/30/91 &
- 15 games – 15-0-0 (over two seasons) from 12/28/85 to 11/30/86 *
15 games – 10-0-5 (in 2000-01 season) from 10/21/00 to 2/17/01 #

* UND won national championship in year streak started or ended

UND was national runnerup

& UND was national quarterfinalist in year streak started

Most Points for UND: 39 (15-0 win over Yale in 45-minute game at Troy, N.Y., 1/01/60)

Most Power Play Opportunities for UND: 14 (10/7/00 at Michigan)

Most Power Play Opportunities for Opponent: 14, by Wisconsin (3/11/94 in Grand Forks)

Most Penalties for UND: 30 (3/6/92 vs. Minnesota)

Most Penalty Minutes for UND: 124 (10/31/98 vs. Minnesota Duluth)

Most Penalties, Both Teams: 64 (10/31/98 vs. Minnesota Duluth)

Most Penalty Minutes, Both Teams: 257 (10/31/98 vs. Minnesota Duluth)

Most Game DQs: 5 (12/29/84, Maine; 10/31/98 by Minnesota Duluth)

Largest Margin of Victory for UND: 15 (15-0 over Yale on 1/01/60 and 18-3 at Denver on 2/01/50)

Largest Margin of Shutout Victory for UND: 15 (over Yale on 1/01/60)

Largest Margin of Shutout Defeat over UND: 10 (by Michigan Tech on 2/16/74)

Largest Margin of Defeat: 14 (Denver 15-1 over UND on 1/13/61)

Fastest Two Goals by UND: 0:02 seconds (1/30/60 at Colorado College)

Fastest Three Goals by UND: :20 seconds (2/11/53 vs. Colorado College)

Fastest Four Goals by UND: 1:18 (12/30/76 vs. Univ. of Saskatchewan)

Longest Game: 102 minutes 9 seconds (5-4 win over Minnesota in 5 OT on 12-21/22/68 at Bloomington, Minn.; in championship game of the 1968 Minnesota Classic Tournament. UND center Rod (Buzz) Christiansen scored the winning goal at 2:09 of 5th OT. Game began at 8 p.m. and ended at 12:54 a.m.)

Shortest Overtime Game: 0:04 seconds (10/30/81 by Providence

6-5 win at UND)

TEAM PERIOD RECORDS

Most Goals for UND: 11 (12/28/78, 3rd Period vs. Univ. of Manitoba)

Most Assists for UND: 18 (12/28/78, 3rd Period vs. Univ. of Manitoba)

Most Points for UND: 29 (12/28/78, 3rd Period vs. Univ. of Manitoba)

Most Penalties: 15 (2/02/90, 2nd Period vs. Northern Michigan; 10/31/98, 1st period vs. Minnesota Duluth)

Most Penalty Minutes: 70 (10/31/98, 3rd period vs. Minnesota Duluth)

SINGLE-SERIES POWER-PLAY OPPORTUNITIES

Most by UND

23 vs. Colorado College (Oct. 25-26, 1991)
 21 vs. Northeastern (Oct. 14-15, 2005)
 21 vs. Minnesota Duluth (Feb. 27-28, 1998)
 21 at Denver (Nov. 4-5, 1994)
 21 at Denver (Oct. 18-19, 2001)
 21 vs. Notre Dame (Jan. 5-6, 1979)
 20, three times

Most by Opponent

24 vs. Colorado College (Oct. 25-26, 1991)
 23 at Minnesota (Jan. 26-27, 2007)
 23 vs. Miami/Michigan State (Oct. 8-9, 2005)
 22 vs. Notre Dame (Jan. 5-6, 1979)
 21 vs. Denver (Oct. 29-30, 1976)
 20 at Colorado College (Oct. 28-29, 1994)
 20 at Denver (Oct. 18-19, 1991)



OPPONENT TEAM RECORDS

Game

Most Goals: 15 (1-13-61, Denver in 15-1 over UND)
Most Assists: 21 (1-2-62, Des Moines Oak Leafs in 11-3 win over UND)
Most Points: 32 (2-24-51, Michigan in 12-4 win over UND)
Most Penalties: 35 (10-31-98 Minnesota Duluth)
Most Penalty Minutes: 133 (10-31-98 Minnesota Duluth)
Most Game DQs: 5 (12-29-84, Maine; 10-31-98 by Minnesota Duluth)

Period

Most Goals: 7 (11-7-75, 3rd Period, Michigan in 11-1 win over UND; and 1-23-91, 2nd Period, Minnesota in 11-5 win over UND)
Most Assists: 12 (1-23-91, 2nd Period, Minnesota in 11-5 win over UND)
Most Points: 19 (1-23-91, 2nd Period, Minnesota in 11-5 win over UND)
Most Penalties: 16 (10-31-98; 1st & 3rd periods, Minnesota Duluth)
Most Penalty Minutes: 76 (10-31-98; 3rd period, Minnesota Duluth)

THE LAST TIME IT HAPPENED

UND won when trailing after two periods: 3/29/13 vs. #14 Niagara, NCAA West Region semifinal (UND trailed 1-0 after two in an eventual 2-1 win)
Overtime Game: 3/21/13 vs. Colorado College (4-3 UND loss) (Peter Stoykewich scored 4:52 into overtime)
Overtime Game Won by UND: 12/01/12 at #18 Colorado College (3-2 win), (OT goal by Drake Caggiola)
Overtime Game Won by Opponent: 3/21/13 vs. Colorado College (4-3 UND loss) (Peter Stoykewich scored 4:52 into overtime)
Overtime Game Ended in a Tie: 3/02/13 vs. Bemidji State (2-2 tie)
UND Shut Out an Opponent: 3/26/11 vs. #16 Rensselaer (Aaron Dell, 21 saves, 6-0 win in NCAA Midwest Region semifinal)
UND Shut Out an Opponent on the Road: 3/17/13 vs. Michigan Tech, WCHA First Round Game 3 (Clarke Saunders & Tate Maris, 32 saves in 6-0 win)
UND Was Shut Out: 11/20/11 at Bemidji State (Dan Bakala, 26 saves, 1-0 BSU win)
UND Was Shut Out at Home: 10/28/11 vs. St. Cloud State (Ryan Faragher, 44 saves, 4-0 SCSU win)
Scoreless Tie Was Played: 10/19/07 – at Boston College (game was called after two periods due to poor ice conditions; March 8, 1968 – at Michigan Tech, no overtime)
UND Swept a 2-Game Regular Season Home Series: 1/04-05/13 vs. #20 Holy Cross (5-2, 3-2)
UND Swept a WCHA First Round Playoff Home Series: 3/09-10/12 vs. Bemidji State (4-1, 4-3)
UND Swept a 2-Game Regular Season Road Series: 2/08-09/13 at #14 Nebraska Omaha (2-1, 5-2)
UND Swept a 2-Game Regular Season Home & Home Series: 1/02-03/09 vs. Bemidji State (4-3, 4-3 ot)
UND Won a Shootout: 10/08/10 at Alaska Anchorage at Kendall Hockey Classic (Game officially recorded as a 5-5 overtime tie)
UND Lost a Shootout: 10/06/00 vs. New Hampshire 3-2 at Ice Breaker in Ann Arbor, Mich.
UND Was Swept on the Road: 11/04-05/11 – #5 Minnesota swept UND (2-0, 3-2)
UND Was Swept at Home: 1/29-30/10 – Denver swept UND (2-0, 4-2)
UND Was Not Penalized: 2/22/97 – vs. Alaska Anchorage
Neither Team Was Penalized: 2/22/97 – vs. Alaska Anchorage
UND Attempted a Penalty Shot: 2/24/12 – Danny Kristo scored on Sam Brittain at 7:21 of the second period in a 4-3 UND win at #9 Denver
UND Scored on a Penalty Shot: 2/24/12 – Danny Kristo scored on Sam Brittain at 7:21 of the second period in a 4-3 UND win at #9 Denver
Opponent Attempted a Penalty Shot: 12/15/12 – Michigan Tech's Dennis Rix was stopped by UND's Clarke Saunders at 17:58 of the second period in a 4-1 UND road win.
UND Goaltender Assisted on a Goal: 1/25/13 – Zane Gothberg vs. St. Cloud State in 3-1 UND win
UND Hat Trick: 11/02/12 – Connor Gaarder in 4-2 win vs. #12 Boston University
UND Hat Trick by Two Players: 3/11/11 – Matt Frattin and Jason Gregoire vs. Michigan Tech (WCHA First Round, Game 1)
UND Player Scored 4 Goals in a Game: 1/09/04 – Brandon Bochenski vs. Alaska Anchorage
All UND Goals Scored by One Player: 11/15/68 – 4 goals by Dave Kartio vs. Denver



Drew Stafford is the last UND player to score on a penalty shot. He scored on a penalty shot in overtime to give UND a 4-3 win at Maine on Oct. 8, 2004.



All-American Brandon Bochenski is the last UND player to score four goals in a game. Bochenski scored four goals against Alaska Anchorage on Jan. 9, 2004.

MISCELLANEOUS CAREER


Hat Tricks: 17 by Ben Cherski (1951-55)
Points Per Game: 2.02 by Tony Hrkac (1984-85, 1986-87)

INDIVIDUAL SEASON

Hat Tricks: 7 by Ben Cherski (1953-54)
Goals Per Game: 1.48 by Ben Cherski (1953-54)
Points Per Game: 2.42 by Tony Hrkac (1986-87)
 Consecutive Goalie Shutouts: 4 by Gerald "Spike" Schultz (1/14/54, 1/15/54, 1/28/54 and 1/29/54 all vs. Michigan Tech)

INDIVIDUAL SINGLE GAME

Goals: 8 by Bill Sullivan (2/27/48 vs. North Dakota State)
Assists: 6 by Bill Himmelright (2/19/77 vs. Colorado College) and Doug Smail (11/5/77 vs. Michigan State)
Points: 9 by Bill Reichart (12/29/54 vs. Minnesota Duluth, 7G/2A) and Bob Joyce (1/02/87 vs. Michigan Tech, 6G/3A)
Goals by a Defenseman: 3 by Jerry Lafond (11/27/65 vs. Minnesota Duluth), Alan Hangsleben (2/18/72 vs. Michigan Tech), Mike Stone (11/15/80 vs. Colorado College) and Travis Roche (3/02/01 vs. Bemidji State)
Assists by a Defenseman: 6 by Bill Himmelright (2/19/77 vs. Colorado College) and Travis Roche (11/10/00 vs. Minnesota)
Points by a Defenseman: 6 by Bill Himmelright (2/19/77 vs. Colorado College) and Travis Roche (11/10/00 vs. Minnesota)
Shorthanded Goals: 2 by Mike Burggraf (12/09/78 vs. Northern Arizona) and Russ Romaniuk (12/02/90 vs. Maine)
Power Play Goals: 3 by Mark Taylor (11/23/79 vs. Michigan State) and Jeff McLean (10/18/91 vs. Denver)
Most Penalties: 7 by Dave Donnelly (12/04/82 vs. Minnesota); Landon Wilson (1/27/95 vs. Minnesota Duluth)
Most Penalty Minutes: 33 by Landon Wilson (1/27/95 vs. Minnesota Duluth)
Most Goalie Saves: 56 by Darren Jensen (11/31/81 vs. Minnesota)
Fewest Goalie Saves: 8 by Bob Peabody (11/11/58 by Minnesota Duluth) and George Gratton (1/9/59)
Most Goals Allowed: 12 by Bob Murray (12/10/48 vs. Colorado College; 12/11/48 vs. Colorado College; 12/17/48 vs. University of Saskatchewan; and 1/28/48 vs. Minnesota) and Rudy Lindbeck (2/24/51 vs. Michigan)



Ben Cherski's 131 career goals and 17 hat tricks from 1951-55 remain school records.

INDIVIDUAL SINGLE PERIOD

Goals: 4 by Cary Eades (11/14/80, 2nd period vs. Colorado College) Points: 6 by Milton "Prince" Johnson (2/10/50, 3rd period vs. Michigan State)
Most Goalie Saves: 25 by Dave Murphy (11/07/71, 1st period vs. U.S. Olympic Team)
Most Overtime Saves: 15 by Brian Blanchard (12/21/68 in 5 OT vs. Minnesota)
Fewest Goalie Saves: 0 by Bob Peabody (1/16/59, 3rd period vs. Michigan); Mel Donnelly (12/21/79, 1st period vs. Ohio State) and Darren Jensen (12/10/82, 1st period vs. Denver)
Most Goals Allowed: 6 by many players

INDIVIDUAL STREAKS

Point-Scoring Streak: 27 games by Steve Johnson (10/16/87 to 1/23/88)
Goal-Scoring Streak: 12 games by Ben Cherski (1/11/52 to 2/19/52) and by Gordon Christian (12/29/48 to 2/18/49).



Bill Reichart (above) shares the UND single-game with nine points, accomplished on Dec. 29, 1954 against Minnesota Duluth. His record stood for 33 years until it was matched by Bob Joyce on Jan. 2, 1987.



FASTEST TO 100 CAREER POINTS

Rk	Name	Games
1.	Troy Murray (1980-82).....	50
2.	Tony Hrkac (1984-85, 1986-87).....	59
3.	Zach Parise (2002-04).....	66
4.	Greg Johnson (1989-93).....	74
5.	Perry Berezan (1983-85).....	75
6.	Jason Blake* (1996-99).....	79
7.	Bob Joyce (1984-87).....	81
8.	Doug Smail (1977-80).....	82
	Mark Taylor (1976-80).....	82
10.	Brandon Bochenski (2001-04).....	83
	Bob Munro (1966-69).....	83
12.	Jeff Panzer (1997-01).....	85
13.	Rick Zaparniuk (1976-80).....	86
14.	Cary Eades (1978-82).....	89
15.	Ryan Bayda (1999-02).....	91
	Jim Cahoon (1969-73).....	91
	Chris Jensen (1982-86).....	91
	Dixon Ward (1988-92).....	91
19.	T.J. Oshie (2005-08).....	92
20.	Russ Romaniuk (1988-91).....	93
21.	Ryan Duncan (2005-09).....	95
	Mike Burggraf (1975-79).....	95
	Teeder Wynne (1992-96).....	95
24.	Lee Goren (1997-00).....	98
25.	Earl Anderson (1969-73).....	99

* Arrived at UND as a sophomore



Troy Murray



George Chigol



Lee Davidson



Kevin McKinnon



Ben Cherski



Jim Ridley

FASTEST GOALS BY UND

Fastest Goals to Open a Period

From Start of Game: 0:06 by Lee Davidson (10/13/89 vs. Alabama-Huntsville)

To Start 2nd Period: 0:07 by Kevin McKinnon (1/16/93 vs. Wisconsin)

To Start 3rd Period: 0:07 by Ben Cherski (1/18/52 vs. Michigan Tech)

To Start Overtime: 0:12 by Jim Ridley (1/11/57 vs. Minnesota)

Fastest Consecutive Goals by Individual

Two Goals: 0:05 by Troy Murray (11/21/80, 2nd period vs. Michigan St.)

Three by Individual: 1:15 by George Chigol (1/17/63, 2nd period vs. St. Boniface Canadiens)

Four by Individual: 6:45 by George Chigol (1/17/63, 2nd period vs. St. Boniface Canadiens)

Fastest Hat Trick: 1:15 by George Chigol (11/763, 3rd period vs. St. Boniface Canadiens)



Troy Murray reached 100 career points faster than anyone in UND hockey history, achieving that milestone in just 50 games. Murray went on to enjoy a 14-year NHL career, winning the Selke Trophy as the league's best defensive forward in 1985-86 and a Stanley Cup with the Colorado Avalanche in 1995-96.

OPPONENT INDIVIDUAL RECORDS

Single Period

Most Goals: 4 by Ron Hartwell of Colorado College (2/24/52)

Most Saves: 28 by John Rockwell of Michigan Tech (10/28/78)

Most Saves, Overtime: 29 by Murray McLachlan of Minnesota (12/21/68)

Fewest Saves: 1 by Keni Gibson of Northeastern (10/30/04)

Single Game

Most Goals: 5 by Ron Hartwell of Colorado College (2/24/52) and Roger Christian of Warroad Lakers (2/15/62)

Most Saves (Regulation): 60 by Nate Nomeland of Princeton (12/30/00)

Fewest Saves: 6 by George Mooney of Denver (2/19/52)

Fastest Goals to Open a Period

Start of Game: 0:06 by Rick Kennedy of St. Louis University (12/26/73)

Start of 2nd Period: 0:08 by Tony Szabo of Northern Michigan (2/07/92)

Start of 3rd Period: 0:07 by Owen Rogers of Minnesota Duluth (11/26/75)

Start of Overtime: 0:04 by Kurt Kleinendorst of Providence (10/31/81)



Chris Porter is one of two UND players (Ryan Duncan) to have played in an NCAA record 175 consecutive games.

GAMES PLAYED

1. Ryan Duncan (2005-09).....	*175
Chris Porter (2003-07).....	*175
3. Chay Genoway (2006-11).....	168
Zach Jones (2005-09).....	168
Matt Watkins (2005-09).....	168
6. Andrew Kozek (2005-09).....	167
Quinn Fylling (2000-01, 2002-05).....	167
Lee Davidson (1986-90).....	167
9. Chris VandeVelde (2006-10).....	166
Darcy Zajac (2006-10).....	166

*Consecutive games played (NCAA, WCHA record)

POINTS

1. Greg Johnson (1989-93).....	272
2. Mark Taylor (1976-80).....	265
3. Jeff Panzer (1997-01).....	228
4. Dixon Ward (1988-92).....	219
5. Lee Davidson (1986-90).....	202
6. Doug Smail (1977-80).....	195
7. Steve Johnson (1984-88).....	191
8. Ben Cherski (1951-55).....	188
Phil Sykes (1978-82).....	188
10. Rick Zaparniuk (1976-80).....	185

POINTS PER GAME (Min. 75 games)

1. Tony Hrkac (1984-85, 1986-87).....	2.02
2. Ben Cherski (1951-55).....	1.88
3. Bill Reichart (1954-57).....	1.84
4. Greg Johnson (1989-93).....	1.75
5. Doug Smail (1977-80).....	1.73
6. Mark Taylor (1976-80).....	1.69
7. Troy Murray (1980-82).....	1.61
8. Reggie Morelli (1957-60).....	1.55
9. Zach Parise (2002-04).....	1.53
James Ridley (1955-58).....	1.53

GOALS

1. Ben Cherski (1951-55).....	131
2. Dixon Ward (1988-92).....	110
3. Bob Joyce (1984-87).....	101
4. Phil Sykes (1978-82).....	98
5. Mark Taylor (1976-80).....	97
Bill Reichart (1954-57).....	97

7. Russ Romaniuk (1988-91).....	93
8. Doug Smail (1977-80).....	89
9. Ryan Duncan (2005-09).....	85
Cary Eades (1978-82).....	85

ASSISTS

1. Greg Johnson (1989-93).....	198
2. Mark Taylor (1976-80).....	168
3. Jeff Panzer (1997-01).....	148
4. Rick Zaparniuk (1976-80).....	125
5. Lee Davidson (1986-90).....	122
6. Steve Johnson (1984-88).....	121
Bill Himmelright (1975-79).....	121
8. Russ Parent (1986-90).....	115
9. Dixon Ward (1988-92).....	109
Brian Williams (1982-86).....	109

POWER-PLAY GOALS


1. Mark Taylor (1976-80).....	43
2. Dixon Ward (1988-92).....	40
3. Ryan Duncan (2005-09).....	37
4. Cary Eades (1978-82).....	36
5. Russ Romaniuk (1988-91).....	33
6. Bob Joyce (1984-87).....	32
7. Chris Jensen (1982-86).....	29
Doug Smail (1977-80).....	29
9. Brandon Bochenski (2001-04).....	27
Steve Johnson (1984-88).....	27

SHORT-HANDED GOALS

1. Russ Romaniuk (1988-91).....	12
2. Scott Dub (1984-88).....	10
3. Tony Hrkac (1984-85, 1986-87).....	9
Doug Smail (1977-80).....	9
5. Drew Stafford (2003-06).....	7
Dusty Carroll (1979-83).....	7
Phil Sykes (1978-82).....	7
8. Jason Blake (1996-99).....	6
Greg Johnson (1989-93).....	6
Lee Davidson (1986-90).....	6



Russ Romaniuk scored a school-record 12 career shorthanded goals from 1988 to 1991.



Mark Taylor is UND's all-time leader in power-play goals (43) and game-winning goals (18).

GAME-WINNING GOALS

1. Mark Taylor (1976-80).....	18
2. Ryan Duncan (2005-09).....	17
3. T.J. Oshie (2005-08).....	16
4. Jason Gregoire (2008-11).....	15
Brandon Bochenski (2001-04).....	15
6. Danny Kristo (2009-13).....	13
Lee Goren (1997-00).....	13
Cary Eades (1978-82).....	13
9. Bryan Lundbohm (1998-01).....	12
Bob Joyce (1984-87).....	12
Jim Archibald (1981-85).....	12

PENALTIES

1. Jim Archibald (1981-85).....	247
2. Marty Schriener (1990-94).....	192
3. Matt Greene (2002-05).....	163
4. Mike Commodore (1997-00).....	151
5. Mike Prpich (2002-06).....	137
6. Dean Dachyshyn (1979-83).....	135
Scott Marvin (1973-74, 1975-78).....	135
8. Andrew MacWilliam (2009-13).....	132
Brad Malone (2007-11).....	132
Marc Chorney (1977-81).....	132

PENALTY MINUTES

1. Jim Archibald (1981-85).....	540
2. Marty Schriener (1990-94).....	487
3. Mike Commodore (1997-00).....	382
4. Matt Greene (2002-05).....	347
5. Mike Prpich (2002-06).....	334
6. Brad Malone (2007-11).....	329
7. Andrew MacWilliam (2009-13).....	327
8. Joe Finley (2008-09).....	303
9. Scott Marvin (1973-74, 1975-78).....	297
10. Dean Dachyshyn (1979-83).....	289



Nick Naumenko's 38 career goals are a UND record for a defenseman.

Rob Mihulka (1975-79)	13
8. Nick Fuher (2001-05)	10
Curtis Murphy (1994-98)	10
Ian Kidd (1985-87)	10
Glen Klotz (1982-86)	10

SHG BY A DEFENSEMAN

1. Ian Kidd (1985-87)	3
2. Robbie Bina (2003-08)	2
Murray Baron (1986-89)	2
Bill Himmelright (1975-79)	2
5. Nick Mattson (2011-present)	1
12 others tied w/	1

GWG BY A DEFENSEMAN

1. Nick Fuher (2001-05)	8
2. Chay Genoway (2006-11)	7
3. Curtis Murphy (1994-98)	6
4. Ian Kidd (1985-87)	5
5. Jake Marto (2007-11)	4
Chad Mazurak (1998-02)	4
Mike Commodore (1997-00)	4
Nick Naumenko (1992-96)	4
Brad Bombardir (1990-94)	4
David Marvin (1987-91)	4

10. Jon Casey (1980-84)	2.96
-------------------------------	------

SAVE PERCENTAGE (Min. 40 gp)

1. Jordan Parise (2003-06)921
2. Jean-Philippe Lamoureux (2004-08)920
3. Karl Goehring (1997-01)918
4. Aaron Dell (2009-12)912
5. Jon Casey (1980-84)910
6. Brad Eidsness (2008-12)906
7. Jake Brandt (2001-05)901
8. Andy Kollar (1998-02)899
9. Mike "Lefty" Curran (1965-68)897
10. Darren Jensen (1979-83)894

SAVES

1. Peter Waselovich (1973-77)	3,517
2. Toby Kvalevog (1993-97)	2,936
3. Karl Goehring (1997-01)	2,783
4. Jean-Philippe Lamoureux (2004-08) ..	2,656
5. Bill Stankoven (1975-79)	2,466
6. Scott Brower (1984-88)	2,433
7. Jon Casey (1980-84)	2,306
8. Brad Eidsness (2008-12)	2,287
9. Mike "Lefty" Curran (1965-68)	2,180
10. Jordan Parise (2003-06)	2,006

POINTS BY A DEFENSEMAN

1. Bill Himmelright (1975-79)	149
2. Nick Naumenko (1992-96)	140
3. Russ Parent (1986-90)	139
4. Chay Genoway (2006-11)	127
5. Brad Cox (1976-80)	123
6. Jason Herter (1988-91)	119
7. Curtis Murphy (1994-98)	118
Marc Chorney (1977-81)	118
9. Glen Klotz (1982-86)	105
10. Brad Williamson (1995-99)	99
Mike Stone (1977-82)	99

GAMES PLAYED BY A GOALIE

1. Toby Kvalevog (1993-97)	121
2. Karl Goehring (1997-01)	118
3. Jean-Philippe Lamoureux (2004-08)	111
4. Brad Eidsness (2008-12)	104
Peter Waselovich (1973-77)	104
6. Scott Brower (1984-88)	90
7. Mike "Lefty" Curran (1965-68)	86
8. Jordan Parise (2003-06)	82
Chris Dickson (1987-91)	82
10. Joe Lech (1962-65)	79

SHUTOUTS

1. Karl Goehring (1997-01)	15
2. Jean-Philippe Lamoureux (2004-08)	10
Jordan Parise (2003-06)	10
4. Aaron Dell (2009-12)	9
5. Brad Eidsness (2008-12)	5
Aaron Schweitzer (1996-98)	5
Tom Yurkovich (1954-57)	5
Gerald "Spike" Schultz (1953-55)	5
9. Jake Brandt (2001-05)	4
Scott Brower (1984-88)	4
Joe Lech (1962-65)	4

GOALS BY A DEFENSEMAN

1. Nick Naumenko (1992-96)	38
2. Curtis Murphy (1994-98)	32
3. Jason Herter (1988-91)	30
4. John Noah (1947-51)	29
5. Bill Himmelright (1975-79)	28
6. Nick Fuher (2001-05)	27
7. Chay Genoway (2006-11)	26
8. Mike Stone (1977-82)	25
9. Russ Parent (1986-90)	24
Marc Chorney (1977-81)	24

WINS (Since 1965-66)

1. Karl Goehring (1997-01)	80
2. Jean-Philippe Lamoureux (2004-08)	60
3. Brad Eidsness (2008-12)	58
4. Jordan Parise (2003-06)	55
5. Mike "Lefty" Curran (1965-68)	54
6. Toby Kvalevog (1993-97)	52
Jon Casey (1980-84)	52
8. Aaron Dell (2009-12)	49
9. Scott Brower (1984-88)	47
10. Darren Jensen (1979-83)	46

WINNING PERCENTAGE (Min. 40 gp)

1. Karl Goehring (1997-01)765
2. Andy Kollar (1998-02)725
3. Jordan Parise (2003-06)713
4. Jon Casey (1980-84)711
5. Jake Brandt (2001-05)708
6. Aaron Dell (2009-12)696
7. Bob Iwabuchi (1978-80)679
8. Tony Couture (1988-91)670
9. Darren Jensen (1979-83)669
10. Brad Eidsness (2008-12)663

ASSISTS BY A DEFENSEMAN

1. Bill Himmelright (1975-79)	121
2. Russ Parent (1986-90)	115
3. Nick Naumenko (1992-96)	102
Brad Cox (1976-80)	102
5. Chay Genoway (2006-11)	101
6. Marc Chorney (1977-81)	94
7. Jason Herter (1988-91)	89
8. Glen Klotz (1982-86)	87
9. Curtis Murphy (1994-98)	86
10. Brad Williamson (1995-99)	77
Scott Sandelin (1982-86)	77

PPG BY A DEFENSEMAN

1. Nick Naumenko (1992-96)	20
Bill Himmelright (1975-79)	20
3. Jason Herter (1988-91)	19
4. Chay Genoway (2006-11)	14
5. Chad Mazurak (1998-02)	13
Mike Stone (1977-82)	13

GOALS AGAINST AVG. (Min. 40 gp)

1. Jean-Philippe Lamoureux (2004-08)	2.14
Jordan Parise (2003-06)	2.14
3. Aaron Dell (2009-12)	2.15
4. Karl Goehring (1997-01)	2.23
5. Brad Eidsness (2008-12)	2.41
6. Jake Brandt (2001-05)	2.50
7. Bob Peabody (1957-59)	2.55
8. Joe Lech (1962-65)	2.82
9. Mike "Lefty" Curran (1965-68)	2.92



Aaron Dell's three-year goals against average of 2.15 ranks third on UND's career list.



Tony Hrkac scored an NCAA-record 116 points during his Hobey Baker Award season of 1986-87, a record that still stands.

POINTS

1. Tony Hrkac (1986-87)	*116
2. Mark Taylor (1979-80)	92
3. Bob Joyce (1986-87)	89
4. Doug Smail (1979-80)	87
5. Steve Johnson (1987-88)	85
6. Mark Taylor (1978-79)	83
7. Kevin Maxwell (1978-79)	82
8. Jeff Panzer (2000-01)	81
9. Greg Johnson (1990-91)	79
10. Troy Murray (1980-81)	78

*Indicates NCAA record

GAMES PLAYED

1. Tony Hrkac (1986-87)	48
Bob Joyce (1986-87)	48
Steve Johnson (1986-87)	48
Scott Koberinski (1986-87)	48
Malcolm Parks (1986-87)	48
6. Tom Benson (1986-87)	47
Ian Kidd (1986-87)	47
Mickey Krampotich (1986-87)	47
Mike Lamoine (1986-87)	47
Russ Parent (1986-87)	47
Craig Ludwig (1981-82)	47

POINTS PER GAME (Min. 20 gp)

1. Tony Hrkac (1986-87)	2.42
2. Mark Taylor (1979-80)	2.30
3. Ken Johannson (1950-51)	2.27
4. Ben Cherski (1952-53)	2.20
5. Doug Smail (1979-80)	2.18
6. Russell "Buzz" Johnson (1949-50)	2.17
7. Reg Morelli (1959-60)	2.10
8. Greg Johnson (1990-91)	2.08
9. Ben Cherski (1953-54)	2.074
10. Bill Reichart (1956-57)	2.068

GOALS

1. Bob Joyce (1986-87)	52
2. Tony Hrkac (1986-87)	46
3. Doug Smail (1979-80)	43
4. Russ Romaniuk (1990-91)	40

Ben Cherski (1953-54)	40
6. Phil Sykes (1981-82)	39
7. Ben Cherski (1951-52)	38
8. Jim Archibald (1984-85)	37
9. Matt Frattin (2010-11)	36
Russ Romaniuk (1989-90)	36
Bill Reichart (1956-57)	36

ASSISTS


1. Tony Hrkac (1986-87)	70
2. Greg Johnson (1990-91)	61
3. Mark Taylor (1979-80)	59
Mark Taylor (1978-79)	59
5. Jeff Panzer (2000-01)	55
6. Greg Johnson (1991-92)	54
7. Steve Johnson (1987-88)	51
Kevin Maxwell (1978-79)	51
9. Russ Parent (1989-90)	50
10. Lee Davidson (1989-90)	49

POWER-PLAY GOALS (since 1975-76)

1. Ryan Duncan (2006-07)	17
Doug Smail (1979-80)	17
3. Russ Romaniuk (1990-91)	16
Bob Joyce (1985-86)	16
5. Dixon Ward (1991-92)	15
Bob Joyce (1986-87)	15
Jim Archibald (1984-85)	15
8. Steve Johnson (1987-88)	14
Cary Eades (1981-82)	14
10. Six players tied w/	13

SHORT-HANDED GOALS (since 1975-76)

1. Tony Hrkac (1986-87)	8
Doug Smail (1979-80)	8
3. Drew Stafford (2005-06)	7
4. Russ Romaniuk (1989-90)	6
5. Scott Dub (1987-88)	5
Gord Sherven (1981-82)	5
Frank Burggraf (1978-79)	5
Mike Burggraf (1978-79)	5
Dave Christian (1978-79)	5
10. Seven players tied w/	4



All-American Bob Joyce scored a school-record 52 goals in 1986-87.



All-American T.J. Oshie scored a school-record nine game-winning goals as a freshman in 2005-06.

GAME-WINNING GOALS


1. T.J. Oshie (2005-06)	9
2. Bryan Lundbohm (2000-01)	8
Bob Joyce (1986-87)	8
Phil Sykes (1981-82)	8
5. Jason Gregoire (2009-10)	7
Lee Goren (1999-00)	7
Malcolm Parks (1986-87)	7
Jim Archibald (1983-84)	7
Mark Taylor (1978-79)	7
10. Danny Kristo (2012-13)	6
Eight others tied w/	6

PENALTIES

1. Jim Archibald (1984-85)	81
2. Jim Archibald (1983-84)	78
3. Matt Greene (2004-05)	63
4. Matt Greene (2002-03)	62
Mike Commodore (1998-99)	62
6. Mike Commodore (1999-00)	59
Marty Schrinier (1992-93)	59
8. Scott Marvin (1976-77)	54
9. Marty Schrinier (1993-94)	52
10. Kyle Radke (2006-07)	49
Brad Pascall (1989-90)	49
Marc Chorney (1978-79)	49

PENALTY MINUTES

1. Jim Archibald (1984-85)	197
2. Marty Schrinier (1992-93)	156
Jim Archibald (1983-84)	156
4. Mike Commodore (1999-00)	154
Mike Commodore (1998-99)	154
6. Landon Wilson (1993-94)	147
7. Landon Wilson (1994-95)	141
8. Matt Greene (2002-03)	135
9. Marty Schrinier (1993-94)	129
10. Matt Greene (2004-05)	126



Ian Kidd scored 60 points during the 1986-87, a UND single-season record for defensemen.

POINTS BY A DEFENSEMAN

1. Ian Kidd (1986-87).....	60
2. Russ Parent (1989-90).....	59
3. Bill Himmelright (1977-78).....	52
4. Jason Herter (1989-90).....	50
5. Travis Roche (2000-01).....	49
6. James Patrick (1982-83).....	48
7. Brad Williamson (1998-99).....	47
8. Marc Chorney (1979-80).....	45
9. Bill Himmelright (1978-79).....	44
10. Curtis Murphy (1997-98).....	42
Curtis Murphy (1996-97).....	42
Glen Klotz (1984-85).....	42
Marc Chorney (1980-81).....	42

GOALS BY A DEFENSEMAN

1. Nick Naumenko (1994-95).....	13
Ian Kidd (1986-87).....	13
John Noah (1947-48).....	13
4. Curtis Murphy (1996-97).....	12
James Patrick (1982-83).....	12
6. Andy Schneider (2002-03).....	11
Travis Roche (2000-01).....	11
Nick Naumenko (1995-96).....	11
Jason Herter (1990-91).....	11
Jason Herter (1989-90).....	11
Mike Stone (1980-81).....	11
Bill Himmelright (1977-78).....	11
Rob Mihulka (1976-77).....	11
Joe Silovich (1948-49).....	11

ASSISTS BY A DEFENSEMAN

1. Russ Parent (1989-90).....	50
2. Ian Kidd (1986-87).....	47
3. Bill Himmelright (1977-78).....	41
4. Jason Herter (1989-90).....	39
5. Travis Roche (2000-01).....	38
Marc Chorney (1979-80).....	38
7. Brad Williamson (1998-99).....	37
8. James Patrick (1982-83).....	36
9. Glen Klotz (1984-85).....	35
Bill Himmelright (1978-79).....	35

PPG BY A DEFENSEMAN

1. Jason Herter (1989-90).....	9
Ian Kidd (1986-87).....	9
Bill Himmelright (1977-78).....	9
Rob Mihulka (1976-77).....	9
5. Bill Himmelright (1978-79).....	8
6. Nick Naumenko (1992-93).....	7
Brad Cox (1977-78).....	7
8. Brad Williamson (1998-99).....	6
Nick Naumenko (1994-95).....	6
Jason Herter (1990-91).....	6
Mike Stone (1977-78).....	6

SHG BY A DEFENSEMAN

1. Robbie Bina (2006-07).....	2
Murray Baron (1988-89).....	2
Ian Kidd (1986-87).....	2
Bill Himmelright (1978-79).....	2
5. Nick Mattson (2011-12).....	1
13 others tied w/.....	1

GWG BY A DEFENSEMAN

1. Chay Genoway (2007-08).....	3
Nick Fuher (2003-04).....	3
Nick Fuher (2002-03).....	3
Brad Bombardir (1992-93).....	3
Ian Kidd (1985-86).....	3
5. Joe Gleason (2012-13).....	2
24 others tied w/.....	2

GAMES PLAYED BY A GOALIE

1. Jean-Philippe Lamoureux (2007-08).....	42
2. Brad Eidsness (2009-10).....	41
Brad Eidsness (2008-09).....	41
4. Aaron Dell (2010-11).....	40
5. Jean-Philippe Lamoureux (2006-07).....	37
Jon Casey (1983-84).....	37
7. Toby Kvalevog (1995-96).....	34
Ed Belfour (1986-87).....	34
9. Aaron Dell (2011-12).....	33
Jordan Parise (2005-06).....	33
Peter Waselovich (1973-74).....	33

WINS (since 1965-66)

1. Aaron Dell (2010-11).....	30
2. Ed Belfour (1986-87).....	29
3. Jean-Philippe Lamoureux (2007-08).....	27
4. Jon Casey (1983-84).....	25
5. Brad Eidsness (2009-10).....	24
Brad Eidsness (2008-09).....	24
Jordan Parise (2005-06).....	24
8. Karl Goehring (1997-98).....	23
9. Karl Goehring (1998-99).....	22
10. Jean-Philippe Lamoureux (2006-07).....	21
Peter Waselovich (1976-77).....	21

GOALS AGAINST AVERAGE (Min. 10 gp)

1. Bob Peters (1957-58).....	1.27
2. Jean-Philippe Lamoureux (2007-08).....	1.75
3. Aaron Dell (2010-11).....	1.79
4. Karl Goehring (1999-00).....	1.89
5. Jordan Parise (2003-04).....	2.05
6. Brad Eidsness (2009-10).....	2.11
7. Jordan Parise (2004-05).....	2.13
8. Mike "Lefty" Curran (1967-68).....	2.14
9. Brad Eidsness (2011-12).....	2.17
10. Jean-Philippe Lamoureux (2004-05).....	2.19

SAVE PERCENTAGE (Min. 10 gp)

1. Jean-Philippe Lamoureux (2007-08).....	.932
2. Jordan Parise (2005-06).....	.929
3. Karl Goehring (1999-00).....	.927
4. Aaron Dell (2010-11).....	.924
5. Zane Gothberg (2012-13).....	.920
Brad Eidsness (2011-12).....	.920
7. Mike "Lefty" Curran (1967-68).....	.919
8. Karl Goehring (2000-01).....	.918
9. Clarke Saunders (2012-13).....	.917
Jordan Parise (2004-05).....	.917

SAVES

1. Jon Casey (1983-84).....	1,160
2. Peter Waselovich (1973-74).....	1,126
3. Jean-Philippe Lamoureux (2007-08).....	1,004
4. Brad Eidsness (2008-09).....	1,001
5. Peter Waselovich (1974-75).....	989
6. Jordan Parise (2005-06).....	968
7. Toby Kvalevog (1994-95).....	925
8. Jean-Philippe Lamoureux (2006-07).....	919
9. Brad Eidsness (2009-10).....	891
10. Todd Jones (1991-92).....	889
Bill Stankoven (1977-78).....	889


SHUTOUTS

1. Karl Goehring (1999-00).....	8
2. Aaron Dell (2010-11).....	6
Jean-Philippe Lamoureux (2007-08).....	6
Jordan Parise (2005-06).....	6
5. Jake Brandt (2002-03).....	4
Aaron Schweitzer (1996-97).....	4
Gerald "Spike" Schultz (1953-54).....	4
8. Brad Eidsness (2009-10).....	3
Jean-Philippe Lamoureux (2006-07).....	3
Karl Goehring (2000-01).....	3
Karl Goehring (1998-99).....	3
Ed Belfour (1986-87).....	3
Mike "Lefty" Curran (1967-68).....	3

CONSECUTIVE STARTS BY A GOALIE

(Includes streaks over multiple seasons)

1. Jean-Philippe Lamoureux (2006-08).....	55
2. Al Finkelstein (1951-52 & '52-53).....	40
3. Brad Eidsness (2008-09).....	38
4. Peter Waselovich (1973-74).....	32
5. Tom Yurkovich (1956-57).....	29
6. Rudy Lindbeck (1950-51).....	26
7. Toby Kvalevog (1994-95 & '95-96).....	24
8. Aaron Dell (2010-11).....	23
Mike "Lefty" Curran (1965-66).....	23
Gerald "Spike" Schultz (1953-54).....	23



Kevin Maxwell's 82 points in 1978-79 remain a school record for a freshman.

GAMES PLAYED

1. Russ Parent (1986-87).....	47
2. Ryan Duncan (2005-06).....	46
Zach Jones (2005-06).....	46
Andrew Kozek (2005-06).....	46
Matt Watkins (2005-06).....	46
Brent Bobbyck (1986-87).....	46
Gord Sherven (1981-82).....	46
8. 3 players tied w/.....	45

POINTS

1. Kevin Maxwell (1978-79).....	82
2. Troy Murray (1980-81).....	78
3. Zach Parise (2002-03).....	61
4. Ken Johannson (1950-51).....	59
5. Greg Johnson (1989-90).....	55
6. Tony Hrkac (1984-85).....	54
7. Dennis Hextall (1964-65).....	53
8. Perry Berezan (1983-84).....	52
9. Cary Eades (1978-79).....	50
Doug Smail (1977-78).....	50
Mark Taylor (1976-77).....	50

GOALS

1. Ben Cherski (1951-52).....	38
2. Troy Murray (1980-81).....	33
Bill Reichart (1954-55).....	33
4. Kevin Maxwell (1978-79).....	31
5. Perry Berezan (1983-84).....	28
6. Cary Eades (1978-79).....	27
Ken Johannson (1950-51).....	27
8. Zach Parise (2002-03).....	26
9. T.J. Oshie (2005-06).....	24
10. Ian Kallay (1995-96).....	23
Garry Valk (1987-88).....	23

ASSISTS

1. Kevin Maxwell (1978-79).....	51
2. Troy Murray (1980-81).....	45
3. Greg Johnson (1989-90).....	38
4. Tony Hrkac (1984-85).....	36
Dennis Hextall (1964-65).....	36
6. Zach Parise (2002-03).....	35
7. Ken Johannson (1950-51).....	32
8. Rick Zaparniuk (1976-77).....	30
9. 3 players tied w/.....	28

POWER-PLAY GOALS

1. Troy Murray (1980-81).....	13
2. Mark Taylor (1976-77).....	12
3. T.J. Oshie (2005-06).....	11
Ian Kallay (1995-96).....	11
Cary Eades (1978-79).....	11
6. Travis Zajac (2004-05).....	10
7. Danny Kristo (2009-10).....	9
Jonathan Toews (2005-06).....	9
Greg Johnson (1989-90).....	9
Kevin Maxwell (1978-79).....	9

SHORT-HANDED GOALS

1. Gord Sherven (1981-82).....	5
Frank Burggraf (1978-79).....	5
3. Travis Zajac (2004-05).....	3
Zach Parise (2002-03).....	3
Russ Romaniuk (1988-89).....	3
6. Rory McMahon (2001-02).....	2
Kevin Spiewak (1999-00).....	2
Troy Murray (1980-81).....	2
9. Colten St. Clair (2012-13).....	1
Mark MacMillan (2011-12).....	1
Nick Mattson (2011-12).....	1
Derek Rodwell (2010-11).....	1
18 others tied w/.....	1

GAME-WINNING GOALS

1. T.J. Oshie (2005-06).....	9
2. Brady Murray (2003-04).....	6
Troy Murray (1980-81).....	6
4. Evan Trupp (2007-08).....	5
Brandon Bochenski (2001-02).....	5
6. Perry Berezan (1983-84).....	4
Kevin Maxwell (1978-79).....	4
8. Stephane Pattyn (2011-12).....	3
17 others tied w/.....	3

POINTS BY A DEFENSEMAN

1. Nick Naumenko (1992-93).....	34
2. Jason Herter (1988-89).....	32
3. Dave Geving (1974-75).....	30
4. James Patrick (1981-82).....	29
5. Travis Roche (1999-00).....	28
6. Brian Lee (2005-06).....	27
Mike Stone (1977-78).....	27
8. Brad Cox (1976-77).....	26
9. Howard Walker (1978-79).....	23
10. Ian Kidd (1985-86).....	22

GOALS BY A DEFENSEMAN

1. John Noah (1947-48).....	13
2. Nick Naumenko (1992-93).....	10
Mike Stone (1977-78).....	10
Rob Mihulka (1975-76).....	10
5. Bob Dorsher (1946-47).....	9
6. Jason Herter (1988-89).....	8
7. Howard Walker (1978-79).....	7
Dave Geving (1974-75).....	7
9. 3 players tied w/.....	6

ASSISTS BY A DEFENSEMAN

1. Nick Naumenko (1992-93).....	24
Jason Herter (1988-89).....	24
James Patrick (1981-82).....	24
4. Brian Lee (2005-06).....	23
5. Dave Geving (1974-75).....	23
6. Travis Roche (1999-00).....	22
Brad Cox (1976-77).....	22
8. Bill Himmelright (1975-76).....	18
9. 3 players tied w/.....	17

WINS BY A GOALIE (since 1973-74)

1. Ed Belfour (1986-87).....	29
2. Brad Eidsness (2008-09).....	24
3. Karl Goehring (1997-98).....	23
4. Aaron Schweitzer (1996-97).....	17
5. Scott Brower (1984-85).....	15
6. Jordan Parise (2003-04).....	14
Bob Iwabuchi (1978-79).....	14
8. Darren Jensen (1979-80).....	13
9. Todd Jones (1991-92).....	12
10. Toby Kvalevog (1993-94).....	11

GOALS AGAINST AVERAGE (Min. 10 gp)

1. Bob Peters (1957-58).....	1.27
2. Jordan Parise (2003-04).....	2.05
3. Jean-Philippe Lamoureux (2004-05).....	2.19
4. Darren Jensen (1979-80).....	2.24
5. Karl Goehring (1997-98).....	2.27
6. Aaron Schweitzer (1996-97).....	2.31
7. Ed Belfour (1986-87).....	2.37
8. Zane Gothberg (2012-13).....	2.40
9. Brad Eidsness (2008-09).....	2.56
10. Joe Lech (1962-63).....	2.60

SAVE PERCENTAGE (Min. 10 gp)

1. Bob Peters (1957-58).....	.936
2. Darren Jensen (1979-80).....	.923
3. Zane Gothberg (2012-13).....	.920
4. Ed Belfour (1986-87).....	.915
5. Jean-Philippe Lamoureux (2004-05).....	.914
6. Karl Goehring (1997-98).....	.913
7. Jordan Parise (2003-04).....	.908
Aaron Schweitzer (1996-97).....	.908
9. Bob Iwabuchi (1978-79).....	.907
10. Brad Eidsness (2008-09).....	.906

SHUTOUTS

1. Aaron Schweitzer (1996-97).....	4
Gerald "Spike" Schultz (1953-54).....	4
3. Ed Belfour (1986-87).....	3
4. Jordan Parise (2003-04).....	2
Scott Brower (1984-85).....	2
Bob Peters (1957-58).....	2
Al Finklestein (1951-52).....	2
8. 11 players tied w/.....	1




Gerald "Spike" Schultz recorded a WCHA record four straight shutouts as a freshman in 1953-54.



UND'S 100-POINT SCORERS

Rk	Name	Yrs	GP	G	A	Pts	PPG
1.	Greg Johnson, F	1989-93	155	74	198	272	1.75
2.	Mark Taylor, F	1976-80	157	97	168	265	1.69
3.	Jeff Panzer, F	1997-01	164	80	148	228	1.39
4.	Dixon Ward, F	1988-92	163	110	109	219	1.34
5.	Lee Davidson, F	1986-90	167	80	122	202	1.21
6.	Doug Smail, F	1977-80	113	89	106	195	1.73
7.	Steve Johnson, F	1984-88	153	70	121	191	1.25
8.	Ben Cherski, F	1951-55	100	131	57	188	1.88
	Phil Sykes, F	1978-82	161	98	90	188	1.17
10.	Rick Zaparniuk, F	1976-80	157	60	125	185	1.18
11.	Bob Joyce, F	1984-87	127	101	81	182	1.43
12.	Brian Williams, F	1982-86	162	71	109	180	1.11
13.	Ryan Duncan, F	2005-09	175	85	87	172	0.98
	Chris Jensen, F	1982-86	131	77	95	172	1.31
15.	Jason Blake, F	1996-99	119	71	100	171	1.44
16.	Tony Hrkac, F	1984-87	84	64	106	170	2.02
17.	Cary Eades, F	1978-82	144	85	79	164	1.14
18.	Danny Kristo, F	2009-13	157	68	93	161	1.03
19.	David Hoogsteen, F	1995-99	140	68	89	157	1.12
20.	Bill Reichart, F	1954-57	85	97	59	156	1.84
21.	Brandon Bochenski, F	2001-04	120	79	75	154	1.28
	Mike Burggraf, F	1975-79	151	52	102	154	1.02
23.	Russ Romaniuk, F	1988-91	123	93	57	150	1.22
24.	Bill Himmelright, D	1975-79	152	28	121	149	0.98
25.	Jim Cahoon, F	1969-73	121	56	92	148	1.22
	Neil Eisenhut, F	1987-91	148	65	83	148	1.00
27.	Ryan Bayda, F	1999-02	127	61	85	146	1.15
	Corban Knight, F	2009-13	161	52	94	146	0.91
29.	Earl Anderson, F	1969-73	134	69	76	145	1.08
30.	Jay Panzer, F	1995-99	143	58	86	144	1.01
	Jim Archibald, F	1981-85	154	75	69	144	0.94
	Jeff McLean, F	1987-92	163	56	88	144	0.88
33.	T.J. Oshie, F	2005-08	129	59	83	142	1.10
34.	Teeder Wynne, F	1992-96	114	58	83	141	1.24
35.	Nick Naumenko, D	1992-96	146	38	102	140	0.96
36.	Ken Johansson, F	1950-53	71	54	85	139	1.96
	Russ Parent, D	1986-90	162	24	115	139	0.86
38.	Mickey Krampotich, F	1983-87	155	64	72	136	0.88
	Scott Koberinski, F	1985-89	160	48	88	136	0.85
40.	James Ridley, F	1955-58	88	64	71	135	1.53
41.	Roger Lamoureux, F	1973-77	144	48	85	133	0.92
42.	Reggie Morelli, F	1957-60	85	60	72	132	1.55
43.	Troy Murray, F	1980-82	80	55	74	129	1.61
44.	Chay Genoway, D	2006-11	168	26	101	127	0.76
45.	Dan Brennan, F	1980-84	155	50	75	125	0.81
46.	Lee Goren, F	1997-00	111	63	61	124	1.12
	Bryan Lundbohm, F	1998-01	122	56	68	124	1.02
	David Lundbohm, F	2000-04	148	46	78	124	0.84
49.	Brad Becker, F	1973-77	143	66	57	123	0.86
	Brad Cox, D	1976-80	156	21	102	123	0.79
51.	Matt Frattin, F	2007-11	153	64	55	119	0.78
	Jason Herter, D	1988-91	118	30	89	119	1.01
	Glen White, F	1979-83	141	54	65	119	0.84
	Dusty Carroll, F	1979-83	156	59	60	119	0.76
55.	Drew Stafford, F	2003-06	120	48	70	118	0.98
	Terry Casey, F	1963-66	88	57	61	118	1.34
	Curtis Murphy, D	1994-98	153	32	86	118	0.77
	Marc Chorney, D	1977-81	153	24	94	118	0.77
59.	Chris VandeVelde, F	2006-10	166	52	65	117	0.70
	Art Miller, F	1957-60	72	65	52	117	1.63
	Ken Purpur, F	1951-54	72	46	71	117	1.63
62.	Zach Parise, F	2002-04	76	49	67	116	1.53
63.	Darcy Mitani, F	1992-96	140	55	57	112	0.80
64.	Perry Berezan, F	1983-85	85	51	59	110	1.29
	Ray Huot, F	1951-54	92	47	63	110	1.20
66.	Jason Gregoire, F	2008-11	120	57	52	109	0.91
	Bob Munro, F	1966-69	81	38	71	109	1.35
68.	Evan Trupp, F	2007-11	157	40	68	108	0.69
69.	Adam Calder, F	1995-99	141	38	69	107	0.76
70.	Rick Myers, F	1975-80	126	45	61	106	0.84
71.	Gord Christian, F	1947-50	59	62	43	105	1.78
	Garry Valk, F	1987-90	121	59	46	105	0.87
	Glen Klotz, D	1982-86	140	18	87	105	0.75
	Justin Duberman, F	1988-92	159	49	56	105	0.75
	Brent Bobyck, F	1986-90	159	45	60	105	0.66
76.	Dave Merrifield, F	1960-63	76	45	59	104	1.37
	Bob DePiero, F	1973-77	138	38	66	104	0.75
78.	Dane Jackson, F	1988-92	150	59	44	103	0.69
79.	Ed Thomlinson, F	1957-60	95	49	53	102	1.07
	Jason Ulmer, F	1996-00	146	33	69	102	0.70
	Rob Mihulka, F/D	1975-79	152	40	62	102	0.67
	Jason Notermann, F	1999-03	165	40	62	102	0.62
83.	Dennis Hextall, F	1964-66	63	36	65	101	1.60
	Kevin Hoogsteen, F	1993-97	134	43	58	101	0.75



Dixon Ward is the only player in UND history to score 100 goals and 100 assists.



Chris VandeVelde, now with the Edmonton Oilers, reached the Century Club as a senior during the 2009-10 season.

MOST POINTS SCORED BY UNIFORM NUMBER

No.	Player	POS	Years	GP	G	A	PTS
2	Curtis Murphy	D	1994-98	153	32	86	118
3	James Patrick	D	1981-83	78	17	60	77
4	Lee Goren	F	1997-00	111	66	61	127
5	Jason Blake	F	1996-99	119	71	100	171
6	Nick Naumenko	D	1992-96	146	38	102	140
7	Steve Johnson	F	1984-88	153	70	121	191
8	Doug Smail	F	1977-80	113	89	106	195
9	Greg Johnson	F	1989-83	155	74	198	272
10	Mike Burggraf	F	1975-79	151	52	102	154
11	Mark Taylor	F	1976-80	157	97	168	265
12*	Terry Casey	F	1963-66	88	57	61	118
13	David Marvin	D	1987-91	159	12	65	77
14	Lee Davidson	F	1986-90	167	80	122	202
15	Jim Archibald	F	1981-85	154	75	69	144
16	Ryan Duncan	F	2005-09	175	85	87	172
17	Jeff Panzer	F	1997-01	164	80	148	228
18	David Hoogsteen	F	1995-99	140	68	89	157
19	Rick Zaparniuk	F	1976-80	157	60	125	185
20	Bob Joyce	F	1984-87	127	101	81	182
21	Tony Hrkac	F	1984-87	84	64	106	170
22	Cary Eades	F	1978-82	144	85	79	164
23*	Jim Ridley	F	1955-58	88	64	71	135
24	Rick Myers	F	1975-80	126	45	61	106
25	Phil Sykes	F	1978-82	161	98	90	188
26	Jason Notermann	F	1999-03	165	40	62	102
27	Carter Rowney	F	2009-13	150	32	41	73
28	Robbie Bina	D	2003-08	149	13	61	74
29	Chris VandeVelde	F	2006-10	166	52	65	117
30	Wesley Cole	F	1947-48	16	8	6	14
31	Milton "Prince" Johnson	F	1947-50	39	49	21	70
32	Dan McKinnon	D	1947-50	61	7	8	15
33	Jim Stuart	F	1968-70	51	2	5	7
37	Bob Grina	F	1946-49	35	25	16	41
63	Robert Phillips	F	1948-50	8	1	0	1

* - Indicates retired number
(Listing includes skaters only)



Forward Carter Rowney graduated after the 2012-13 season with 73 career points, the most by any player who wore No. 27 at North Dakota.

LONGEST POINT STREAKS IN UND HISTORY


Games	Name	First Game	Last Game
27	Steve Johnson	Oct. 16, 1987	Jan. 23, 1988
25	Mark Taylor	Oct. 16, 1979	Feb. 1, 1980
23	Dan Brennan	Nov. 25, 1983	Feb. 11, 1984
19	Corban Knight	Nov. 3, 2012	Jan. 19, 2013
	Kevin Maxwell	Nov. 10, 1978	Jan. 19, 1979
	Glen White	Oct. 17, 1980	Jan. 2, 1981
18	Chris Jensen	Dec. 21, 1985	Feb. 21, 1986
	Ken Johannson	Jan. 2, 1951	March 3, 1951
	Bill Colpitts	Nov. 19, 1960	Jan. 16, 1961
	Dixon Ward	Dec. 29, 1990	March 1, 1991
17	Lee Davidson	Nov. 18, 1989	Jan. 20, 1990
	Brandon Bochenski	Nov. 22, 2002	Jan. 31, 2003

LONGEST GOAL STREAKS IN UND HISTORY

Games	Name	First Game	Last Game
12	Ben Cherski	Jan. 11, 1952	Feb. 19, 1952
	Gordon Christian	Dec. 29, 1948	Feb. 19, 1949
9	Matt Frattin	Feb. 26, 2011	March 26, 2011
	Chris Jensen	Jan. 3, 1986	Jan. 31, 1986
8	Matt Frattin	Nov. 27, 2010	Jan. 8, 2011
	Milton "Prince" Johnson	Jan. 6, 1950	Feb. 3, 1950
	Terry Casey	Dec. 3, 1965	Dec. 29, 1965
	Roger Bamburak	Dec. 27, 1966	Feb. 1, 1967
	Kevin Maxwell	Dec. 8, 1978	Jan. 6, 1979
	Jim Archibald	Nov. 9, 1984	Dec. 1, 1984
	Jason Blake	Feb. 12, 1999	March 6, 1999
	Brandon Bochenski	Nov. 29, 2002	Dec. 28, 2002



Steve Johnson



Ben Cherski



UND'S ALL-TIME SHUTOUTS

Date	Name	Opponent	Score	Date	Name	Opponent	Score
12/10/47	Bob Murray	Grand Forks Amerks	8-0	4/5/01	Karl Goehring	vs. Michigan State (NCAA)	2-0
12/14/51	Al Finkelstein	Winnipeg Blackhawks	5-0	10/13/01	Andy Kollar	Colorado College	2-0
12/21/51	Al Finkelstein	U. of Saskatchewan	6-0	10/11/02	Jake Brandt	at Canisius	8-0
1/1/53	Al Finkelstein	Michigan Tech	10-0	11/16/02	Jake Brandt	Alaska Anchorage	1-0
1/14/54	Gerald "Spike" Schultz	at Michigan Tech	5-0	11/22/02	Jake Brandt	Wisconsin	2-0
1/15/54	Gerald "Spike" Schultz	at Michigan Tech	5-0	12/13/02	Marc Ranfranz	Canisius	6-0
1/28/54	Gerald "Spike" Schultz	Michigan Tech	4-0	1/18/03	Jake Brandt	at Alaska Anchorage	3-0
1/29/54	Gerald "Spike" Schultz	Michigan Tech	7-0	2/7/03	Josh Siembida	Michigan Tech	8-0
11/26/54	Schultz/Yurkovich	Minnesota-Duluth	11-0	3/8/03	Marc Ranfranz	at Wisconsin	5-0
3/5/55	Tom Yurkovich	Minnesota	7-0	11/1/03	J. Parise/J. Brandt	Yale	10-0
11/26/55	Tom Yurkovich	Minnesota-Duluth	6-0	1/17/04	Jordan Parise	at Michigan Tech	4-0
1/27/56	Tom Yurkovich	Minnesota	4-0	3/26/04	Jordan Parise	vs. Holy Cross (NCAA)	3-0
12/1/56	Tom Yurkovich	Michigan State	1-0	3/5/05	Jordan Parise	at St. Cloud State	2-0
3/9/57	Tom Yurkovich	Michigan State	3-0	3/25/05	Jordan Parise	vs. Boston Univ. (NCAA)	4-0
11/29/57	Bob Peters	Winnipeg Maroons	3-0	10/8/05	Jordan Parise	vs. Miami	3-0
12/14/57	Bob Peters	Michigan	4-0	10/14/05	Jordan Parise	Northeastern	6-0
2/3/58	Bob Peabody	Denver	9-0	1/7/06	Jean-Philippe Lamoureux	at Alaska Anchorage	5-0
2/7/59	Bob Peabody	at Michigan Tech	4-0	2/17/06	Jordan Parise	Minnesota Duluth	4-0
1/1/60	George Gratton	vs. Yale	15-0	3/3/06	Jordan Parise	Michigan Tech	4-0
3/7/63	Joe Lech	Michigan Tech	2-0	3/4/06	Jordan Parise	Michigan Tech	6-0
2/22/64	Joe Lech	Minnesota-Duluth	5-0	3/12/06	Jordan Parise	Minnesota S. (WCHA 1st)	3-0
12/29/64	Joe Lech	at Waterloo Blackhawks	7-0	1/13/07	Jean-Philippe Lamoureux	Alaska Anchorage	4-0
2/26/65	Joe Lech	Minnesota	6-0	2/17/07	Jean-Philippe Lamoureux	Minnesota Duluth	1-0
11/28/67	Mike Curran	Colorado College	9-0	2/24/07	Jean-Philippe Lamoureux	at Denver	3-0
11/29/67	Mike Curran	Colorado College	7-0	10/13/07	Jean-Philippe Lamoureux	Michigan State	6-0
3/8/68	Mike Curran	at Michigan Tech	0-0	10/19/07	Jean-Philippe Lamoureux	at Boston College*	0-0
12/20/68	Brian Blanchard	vs. U. of Toronto	2-0	10/20/07	Jean-Philippe Lamoureux	at Northeastern	3-0
11/4/72	Billy Kriski	at Michigan	6-0	10/27/07	Jean-Philippe Lamoureux	at Michigan Tech	6-0
12/8/72	Tim Delmore	U. of Manitoba	9-0	3/01/08	Jean-Philippe Lamoureux	at Minnesota Duluth	2-0
1/19/74	Peter Waselovich	Colorado College	2-0	3/14/08	Jean-Philippe Lamoureux	Michigan Tech	4-0
12/27/75	Peter Waselovich	U. of Winnipeg	7-0	1/17/09	Brad Eidsness	at Michigan Tech	5-0
11/11/78	Bob Iwabuchi	Colorado College	10-0	10/16/09	Brad Eidsness	Minnesota	4-0
11/10/79	Mel Donnelly	at Denver	3-0	10/23/09	Aaron Dell	at Alaska Anchorage	5-0
11/17/79	Darren Jensen	St. Lawrence	7-0	3/12/10	Brad Eidsness	Minnesota (WCHA 1st)	6-0
10/30/81	Darren Jensen	Providence	6-0	3/18/10	Brad Eidsness	Minnesota Duluth (Final 5)	2-0
1/29/82	Jon Casey	at Wisconsin	3-0	11/12/10	Aaron Dell	at Wisconsin	1-0
11/20/82	Pierre Lamoureux	Wisconsin	4-0	12/30/11	Aaron Dell	at Minnesota Duluth	5-0
11/11/83	Jon Casey	Denver	9-0	1/07/11	Aaron Dell	Robert Morris	8-0
2/10/84	Jon Casey	at Colorado College	8-0	1/29/11	Aaron Dell	at Colorado College	6-0
11/17/84	Scott Brower	New Hampshire	11-0	3/11/11	Aaron Dell	Michigan Tech (WCHA 1st)	8-0
1/25/85	Scott Brower	Michigan Tech	8-0	3/26/11	Aaron Dell	Rensselaer (NCAA)	6-0
12/20/85	Scott Brower	Alaska Anchorage	5-0	12/10/11	Aaron Dell	Nebraska Omaha	1-0
11/28/86	Ed Belfour	New Hampshire	10-0	3/03/12	Brad Eidsness	Minnesota State	3-0
2/6/87	Ed Belfour	Minnesota-Duluth	5-0	3/17/12	Aaron Dell	Denver (Final 5)	4-0
2/21/87	Ed Belfour	at Northern Michigan	5-0	10/19/12	Clarke Saunders	at Alaska Anchorage	5-0
3/7/88	Scott Brower	at Minnesota-Duluth	6-0	11/09/12	Clarke Saunders	at St. Cloud State	3-0
2/10/89	Chris Dickson	Minnesota	9-0	3/17/13	Clarke Saunders/Tate Maris	Michigan Tech (WCHA 1st)	6-0
11/26/94	Toby Kvalevog	St. Cloud State	2-0				
11/2/96	Toby Kvalevog	Northern Michigan	5-0				
1/25/97	Aaron Schweitzer	at Colorado College	3-0				
2/21/97	Aaron Schweitzer	Alaska Anchorage	2-0				
2/22/97	Aaron Schweitzer	Alaska Anchorage	4-0				
3/8/97	Aaron Schweitzer	Michigan Tech	3-0				
11/14/98	Karl Goehring	Minnesota-Duluth	8-0				
12/6/98	Aaron Schweitzer	at Wisconsin	3-0				
10/30/98	Karl Goehring	Minnesota-Duluth	3-0				
2/19/99	Karl Goehring	Alaska Anchorage	8-0				
3/14/99	Karl Goehring	Mankato State	10-0				
11/5/99	Karl Goehring	St. Cloud State	6-0				
11/13/99	Karl Goehring	at Alaska Anchorage	3-0				
11/27/99	Andy Kollar	vs. Vermont	8-0				
1/8/00	Karl Goehring	Colorado College	4-0				
1/21/00	Karl Goehring	Minnesota	1-0				
1/28/00	Karl Goehring	at Michigan Tech	5-0				
2/18/00	Karl Goehring	Minnesota-Duluth	10-0				
3/10/00	Karl Goehring	Denver	4-0				
4/6/00	Karl Goehring	vs. Maine (NCAA)	2-0				
12/2/00	Andy Kollar	at Alaska Anchorage	3-0				
2/17/01	Karl Goehring	Denver	3-0				
3/11/01	Karl Goehring	Minnesota-Duluth	4-0				

* - Game called after two periods due to poor ice conditions



UND'S YEAR-BY-YEAR LEADERS

Year	GP	W	L	T	Pct.	GF	GA	PEN/PIM	Goals Leader	Assists Leader	Points Leader
1946-47	13	7	6	0	.538	56	50	61/133	Bob Grina (13)	Bob Grina (8)	Bob Grina (21)
1947-48	16	11	5	0	.688	103	68	53/109	Bill Sullivan (18)	Gordon Christian (12)	Sullivan/Christian (24)
1948-49	22	9	12	1	.432	109	148	73/154	Gordon Christian (25)	Jim Medved (22)	Medved /Christian (41)
1949-50	23	15	6	2	.696	147	95	120/259	Prince Johnson (35)	Buzz Johnson (23)	P.Johnson/B. Johnson (50)
1950-51	26	12	12	2	.500	116	139	98/221	Ken Johannson (27)	Johannson/Dickinson (32)	Ken Johannson (59)
1951-52	25	13	11	1	.540	126	105	142/345	Ben Cherski (38)	Ken Johannson (30)	Ben Cherski (49)
1952-53	20	15	5	0	.750	109	68	65/146	Ben Cherski (30)	Ken Johannson (23)	Ben Cherski (44)
1953-54	27	14	12	1	.537	123	102	87/193	Ben Cherski (40)	Ken Purpur (31)	Ben Cherski (56)
1954-55	28	14	13	1	.518	115	115	94/194	Bill Reichart (33)	Mike Castellano (17)	Bill Reichart (45)
1955-56	28	11	16	1	.411	100	129	121/324	Bill Reichart (28)	Bill Reichart (23)	Bill Reichart (51)
1956-57	29	18	11	0	.621	126	99	145/327	Bill Reichart (36)	Jim Ridley (26)	Bill Reichart (60)
1957-58	32	24	7	1	.766	159	82	170/395	J. Ridley & A. Miller (21)	Reg Morelli (26)	Jim Ridley (46)
1958-59	31	20	10	1	.661	125	103	163/412	Art Miller (24)	Art Miller (21)	Art Miller (45)
1959-60	32	19	11	2	.625	157	115	143/309	Reg Morelli (34)	Reg Morelli (31)	Reg Morelli (65)
1960-61	29	9	19	1	.328	100	151	147/338	Dave Merrifield (19)	Bill Colpitts (31)	Bill Colpitts (49)
1961-62	26	9	17	0	.346	96	123	162/399	Al McLean (19)	Al McLean (19)	Al McLean (38)
1962-63	32	22	7	3	.734	162	91	168/370	Dave Merrifield (21)	Al McLean (34)	Al McLean (53)
1963-64	25	12	11	2	.520	79	72	114/231	Gerry Kell (14)	Gurba/Casey (12)	Gerry Kell (25)
1964-65	33	25	8	0	.758	184	106	176/379	G. Kell & T. Casey (24)	Dennis Hextall (36)	Gerry Kell (55)
1965-66	30	17	12	1	.583	135	115	176/383	Terry Casey (26)	Dennis Hextall (29)	Terry Casey (54)
1966-67	29	19	10	0	.655	106	92	150/319	Munro/Kartio/Bamburak (15)	Bob Lillo (18)	Bob Munro (30)
1967-68	33	20	10	3	.652	113	80	144/317	Dave Kartio (22)	Bob Munro (26)	Bob Munro (36)
1968-69	29	18	10	1	.638	130	125	139/324	Dave Kartio (21)	Bob Munro (30)	Bob Munro (43)
1969-70	30	14	15	1	.483	115	131	173/371	Earl Anderson (17)	Dave Bragnalo (21)	Dave Hudson (29)
1970-71	33	14	17	2	.455	123	141	198/461	Brian DePiero (18)	Brian DePiero (20)	Brian DePiero (38)
1971-72	36	21	14	1	.597	161	137	201/430	Jim Cahoon (24)	Jim Cahoon (31)	Jim Cahoon (55)
1972-73	36	17	17	2	.500	154	157	219/449	Larry Drader (19)	Jim Cahoon (36)	Jim Cahoon (52)
1973-74	34	10	23	1	.309	103	169	174/383	Brad Becker (13)	Hangsleben/DePiero (16)	Alan Hangsleben (25)
1974-75	36	6	28	2	.194	115	192	321/554	Bob DePiero (14)	Dave Geving (23)	Dave Geving (30)
1975-76	36	15	21	0	.417	142	168	272/614	Brad Becker (18)	Roger Lamoureux (26)	Roger Lamoureux (41)
1976-77	38	19	19	0	.500	202	184	337/741	Brad Becker (25)	Roger Lamoureux (40)	Roger Lamoureux (61)
1977-78	38	15	22	1	.408	172	192	315/720	Doug Smail (22)	Bill Himmelright (41)	Bill Himmelright (52)
1978-79	42	30	11	1	.726	245	144	402/881	Kevin Maxwell (31)	Mark Taylor (59)	Mark Taylor (83)
1979-80	40	31	8	1	.788	217	119	365/768	Doug Smail (43)	Mark Taylor (59)	Mark Taylor (92)
1980-81	38	21	15	2	.579	186	168	370/766	Troy Murray (33)	Troy Murray (45)	Troy Murray (78)
1981-82	47	35	12	0	.745	218	143	385/802	Phil Sykes (39)	Troy Murray (29)	Phil Sykes (63)
1982-83	36	21	13	2	.611	158	100	301/664	Carroll/Donnelly (18)	James Patrick (36)	James Patrick (48)
1983-84	45	31	12	2	.711	204	145	376/775	Brennan/Berezan (28)	Dan Brennan (37)	Dan Brennan (65)
1984-85	42	24	16	2	.595	202	148	367/800	Jim Archibald (37)	Tony Hrkac (36)	Jim Archibald (61)
1985-86	41	24	16	1	.598	188	156	351/741	Bob Joyce (31)	Jensen/Williams (40)	Chris Jensen (65)
1986-87	48	*40	8	0	.833	264	129	422/888	Bob Joyce (52)	Tony Hrkac (70)	Tony Hrkac (116)*
1987-88	42	21	20	1	.512	174	160	366/779	Steve Johnson (34)	Steve Johnson (51)	Steve Johnson (85)
1988-89	41	22	18	1	.549	164	138	372/787	Neil Eisenhut (22)	Lee Davidson (37)	Lee Davidson (53)
1989-90	45	28	13	4	.667	252	175	432/978	Russ Romaniuk (36)	Russ Parent (50)	Lee Davidson (75)
1990-91	43	24	17	2	.581	207	171	373/863	Russ Romaniuk (40)	Greg Johnson (61)	Greg Johnson (79)
1991-92	39	17	21	1	.449	170	199	472/1086	Dixon Ward (33)	Greg Johnson (54)	Greg Johnson (74)
1992-93	38	12	25	1	.329	138	173	374/873	Kevin McKinnon (20)	Greg Johnson (45)	Greg Johnson (64)
1993-94	38	11	23	4	.342	119	164	417/1015	Landon Wilson (18)	Schriner/Naumenko (22)	Wilson/Schriner (33)
1994-95	39	18	18	3	.500	151	169	371/914	Teeder Wynne (22)	Teeder Wynne (27)	Teeder Wynne (49)
1995-96	38	19	18	1	.513	162	155	323/708	Teeder Wynne (26)	Teeder Wynne (47)	Teeder Wynne (73)
1996-97	43	31	10	2	.744	190	130	301/719	David Hoogsteen (27)	Jason Blake (30)	David Hoogsteen (54)
1997-98	39	30	8	1	.782	188	115	366/786	Jason Blake (24)	Curtis Murphy (34)	Jason Blake (51)
1998-99	40	32	6	2	.813	199	104	323/772	Jason Blake (28)	Jason Blake (41)	Jason Blake (69)
1999-00	44	31	8	5	.761	192	97	301/703	Lee Goren (34)	Jeff Panzer (44)	Goren/Panzer (63)
2000-01	46	29	8	9	.728	183	121	321/686	Bryan Lundbohm (32)	Jeff Panzer (55)	Jeff Panzer (81)
2001-02	37	16	19	2	.459	134	136	269/598	Tim Skarperud (21)	Ryan Bayda (28)	Ryan Bayda (47)
2002-03	43	26	12	5	.663	172	120	311/764	Brandon Bochenski (35)	David Lundbohm (37)	Brandon Bochenski (62)
2003-04	41	30	8	3	.768	182	90	349/731	Brandon Bochenski (27)	Brandon Bochenski (33)	Brandon Bochenski (60)
2004-05	45	25	15	5	.611	136	103	370/800	Travis Zajac (20)	Colby Genoway (31)	Colby Genoway (44)
2005-06	46	29	16	1	.641	164	109	403/1054	Drew Stafford (24)	Travis Zajac (29)	Drew Stafford (48)
2006-07	43	24	14	5	.616	153	116	231/546	Ryan Duncan (31)	T.J. Oshie (35)	Ryan Duncan (57)
2007-08	43	28	11	4	.698	129	80	319/787	Duncan/Oshie/Kozek (18)	T.J. Oshie (27)	T.J. Oshie (45)
2008-09	43	24	15	4	.605	146	118	331/759	Ryan Duncan (20)	C. Genoway & B. Miller (29)	Ryan Duncan (39)
2009-10	43	25	13	5	.640	140	91	309/781	Jason Gregoire (20)	Evan Trupp (26)	Chris VanVelde (41)
2010-11	44	32	9	3	.761	178	94	265/629	Matt Frattin (36)	Chay Genoway (31)	Matt Frattin (60)
2011-12	42	26	13	3	.655	135	108	226/526	Brock Nelson (28)	Danny Kristo (26)	Brock Nelson (47)
2012-13	42	22	13	7	.607	135	103	250/610	Danny Kristo (26)	Corban Knight (33)	Danny Kristo (52)
TOTAL	2,417	1,377	911	129	.596	10,238	8,317	17,205/38,643			

*Indicates NCAA record



1946-47

Overall: 7-6-0
Coach: John Jamieson
Captains: None

J6	St. Cloud Teachers College	L	1-8
J18	Fargo Flyers	W	5-1
J19	Northwest Ag. Coll.	W	10-1
J20	Fargo Flyers	L	1-2
F10	Crookston Cath. HS	W	3-2
F12	Northwest Ag. Coll.	W	9-3
F13	Crookston Cath. HS	L	1-2
F19	Fargo Flyers	W	3-2
F22	Fargo Independents#	L	3-9
F23	Bottineau Ind.#	W	7-4
F28	Grand Forks Legion	W	4-3 OT
M1	Grand Forks Legion	L	2-5
M5	Grand Forks Legion	L	7-8

#At Bottineau, N.D., Tournament

1946-47 Stats	GP	G	A	P	P/M
Bob Grina	13	8	21		5/10
John Healey	10	5	15		6/12
Duane Hagness	8	5	13		4/13
Bob Dorsher	9	2	11		8/16
Jim Healey	4	6	10		7/14
Bob Hegraness	2	2	4		3/6
Ossie Nord	2	2	4		0/0
Jim Leigh	2	2	4		1/2
Bob Peskey	1	2	3		7/14
Bill Killian	1	1	2		1/2
Jack Donovan	1	1	2		1/2
Al Hausauer	1	1	2		4/8
Jim Flannery	1	1	2		0/0
Ray Bostrom	0	2	2		3/6
Archie Graham	0	1	1		2/4
Jack Johnson	1	0	1		6/18
Bob Mowris	0	1	1		1/2
Jim South	0	0	0		2/4
Jim Dwyer	0	0	0		0/0
UND Totals	56	42	98		61/133
Opp Totals	50	31	81		52/123

Goaltending	GAA	SV%	W-L-T
Art Forman	3.88	.854	
Gerald Patterson	3.80	.887	
UND Totals	3.85	.870	7-6-0
Opp Totals	4.38	.822	6-7-0

UND shutouts: none

1947-48

Overall: 11-5-0
Coach: Don Norman
Captain: Game captains

D10	Grand Forks Amerks	W	8-0
D17	Thief River Falls Thieves	W	6-4
D20	Thief River Falls Thieves	L	1-3
J5	Thief River Falls Thieves	W	7-4
J9	Michigan	W	6-5
J10	Michigan	L	2-5
J16	Michigan Tech	L	6-7 OT
J17	Michigan Tech	W	7-3
J23	Minnesota	W	5-3
J24	Minnesota	L	4-7 OT
F10	Wichita Flyers	W	13-5
F12	Colorado College	W	8-4
F13	Colorado College	L	3-6
F20	Michigan Tech	W	5-4
F21	Michigan Tech	W	5-2
F27	North Dakota State	W	17-8

1947-48 Stats	GP	G	A	P	P/M
Bill Sullivan	16	18	6	24	2/4
Gordon Christian	15	12	12	24	6/12
Jim Medved	16	14	9	23	3/6
"Prince" Johnson	16	14	6	20	4/8
John Noah	16	13	3	16	3/6
"Buzz" Johnson	15	8	8	16	4/8
Wes Cole	16	8	6	14	3/6
Paul McKinnon	15	5	2	7	4/8
Joe Silovich	16	3	2	5	18/39
Bob Krumholz	12	3	2	5	2/4

Dan McKinnon	16	2	1	3	3/6
Ted Wilson	6	2	1	3	0/0
Jim Doyle	11	1	2	3	1/2
Cal Marvin	10	0	1	1	1/2
Tom Buran	4	0	1	1	0/0
Bob Dorsher	8	0	0	0	1/2
Jim Williams	3	0	0	0	2/4
UND Totals	16	103	62	165	53/109
Opp Totals	16	68	40	108	46/95

Goaltending	GAA	SV%	W-L-T
Bob Murray	4.07	.894	
Art Forman	5.50	.840	
UND Totals	4.25	.888	11-5-0
Opp Totals	6.44	.844	5-11-0

UND shutouts: 1

1948-49

Overall: 9-12-1
Coach: Don Norman
Captain: Bob Murray

D6	Grand Forks Amerks	W	5-2
D10	Colorado College	L	4-12
D11	Colorado College	L	4-12
D17	U. of Saskatchewan	L	3-12
D18	U. of Saskatchewan	T	3-3 OT
D25	Michigan#	L	1-8
D26	Michigan#	L	4-11
D29	Colorado College	W	5-3
D30	Colorado College	W	6-3
J7	Michigan Tech	L	3-6
J17	Crookston Pirates	W	12-4
J21	Minnesota	W	4-3 OT
J22	Minnesota	W	6-4
J28	Minnesota	L	5-12
J29	Minnesota##	L	6-7
F5	Winnipeg Army	W	10-3
F11	Michigan	L	7-14
F12	Michigan	L	4-10
F18	Michigan Tech	L	2-5
F19	Michigan Tech	W	6-5
F25	U. of Manitoba	W	7-4
F26	U. of Manitoba	L	2-4

#Albuquerque, N.M.
 ## St. Paul, Minn.

1948-49 Stats	GP	G	A	P	P/M
Jim Medved	22	19	22	41	8/16
Gordon Christian	20	25	16	41	9/18
Bob Krumholz	22	15	7	22	4/8
Bob Grina	22	12	8	20	5/10
Joe Silovich	22	11	5	16	15/38
George Dickinson	14	9	6	15	3/6
Ted Wilson	20	9	4	13	2/4
John Noah	22	3	9	12	5/10
Bill Sullivan	22	2	5	7	0/0
Dennis Sullivan	21	2	5	7	0/0
Dan McKinnon	22	1	3	4	7/14
Cal Marvin	22	0	4	4	12/24
Robert Phillips	4	1	0	1	0/0
Bob Murray	20	0	1	1	0/0
UND Totals	22	109	100	209	73/154
Opp Totals	22	148	146	294	77/154

Goaltending	GAA	SV%	W-L-T
Bob Murray	6.80	.819	8-10-1
Ralph Engelstad	4.00	.871	
Rudy Lindbeck	4.00	.895	
UND Totals	6.73	.826	9-12-1
Opp Totals	4.95	.862	12-9-1

UND shutouts: none

1949-50

Overall: 15-6-2
Coach: Cliff "Fido" Purpur
Captain: Jim Medved

D15	U. of Saskatchewan	W	8-3
D16	U. of Saskatchewan	L	3-4
D19	Thief River Falls#	W	6-4
D22	Grand Forks Amerks	T	4-4 OT

D23	Grand Forks Amerks	W	5-3
D28	Michigan	L	4-8
D29	Michigan	L	0-6
J6	Minnesota	W	7-3
J7	Minnesota##	W	6-5
J13	Minnesota	W	3-2
J14	Minnesota	W	8-5
J20	Winnipeg Blackhawks	W	8-5
J21	Winnipeg Blackhawks	W	4-2
F1	Denver	W	18-3
F3	Colorado College	L	5-8
F4	Colorado College	T	3-3 OT
F10	Michigan State	W	14-1
F11	Michigan State	W	12-3
F17	Michigan Tech	W	5-4
F18	Michigan Tech	W	5-3
F25	St. John's University	W	11-2
M3	Brandon Wheat Kings	L	5-7
M4	Brandon Wheat Kings	L	3-7

#Warroad, Minn., rink dedication
 ## Rochester, Minn.

1949-50 Stats	GP	G	A	P	P/M
M."Prince" Johnson	23	35	15	50	11/22
R."Buzz" Johnson	23	27	23	50	19/43
Gordon Christian	23	25	15	40	8/16
Jim Medved	23	12	19	31	4/8
Bob Krumholz	23	12	14	26	8/16
John Noah	23	9	20	29	2/4
Joe Silovich	23	8	2	10	21/53
George Dickinson	21	3	7	10	3/6
Paul McKinnon	22	4	5	9	15/30
Dan McKinnon	23	4	4	8	15/33
Ted Wilson	17	4	2	6	3/6
Cal Marvin	23	0	5	5	3/6
Bill Sullivan	19	3	1	4	0/0
Bob May	21	1	2	3	6/12
Bob Phillips	4	0	0	0	0/0
Bob Murray	11	0	0	0	1/2
Ralph Engelstad	12	0	0	0	1/2
UND Totals	23	147	134	281	120/259
Opp Totals	23	95	95	190	108/228

Goaltending	GAA	SV%	W-L-T
Bob Murray	4.09	.886	
Ralph Engelstad	4.17	.867	
UND Totals	4.13	.877	15-6-2
Opp Totals	6.39	.810	6-15-2

UND shutouts: none

1950-51

Overall: 12-12-2
Coach: Cliff "Fido" Purpur
Captains: Bob Krumholz, Bob May

D8	Brandon College	W	5-1
D9	Brandon College	W	5-4
D11	Winnipeg Canadiens	W	6-3
D12	Winnipeg Canadiens	L	5-7
D15	Winnipeg Blackhawks	W	4-2
D16	Winnipeg Blackhawks	W	5-1
D19	Grand Forks Amerks	T	8-8 OT
J1	Harvard	L	2-5
J2	Harvard	W	5-3
J4	Michigan State	W	5-4
J5	Michigan State	W	7-3
J10	Grand Forks Amerks	L	2-7
J19	Michigan Tech	W	5-2
J20	Michigan Tech	W	5-4
J29	Grand Forks Amerks#	W	5-4 OT
F2	Minnesota	W	8-4
F3	Minnesota	L	2-7
F9	Grand Forks Amerks	T	6-6 OT
F15	Grand Forks Amerks#	L	3-10
F17	Thief River Falls Thieves	L	3-6
F19	Colorado College	L	3-10
F20	Colorado College	L	3-7
F23	Michigan	L	4-11
F24	Michigan	L	4-12
M2	Minnesota	L	2-5
M3	Minneapolis	L	2-3

Devils Lake, N.D.

1950-51 Stats	GP	G	A	P	P/M
Ken Johannson	26	27	32	59	9/29
George Dickinson	26	20	32	52	14/28
Stan Marek	24	15	19	34	7/22
Bob Krumholz	14	11	14	25	9/21
Bob Johnson	24	15	5	20	9/21
Ted Wilson	26	7	10	17	0/0
Derwood Lund	18	11	5	16	1/2
John Noah	26	4	12	16	5/10
Bob Dorsher	26	0	6	6	11/22
Ken Wilkie	15	5	1	6	3/6
Bob May	26	1	1	2	23/46
Gaylord Elliott	9	0	2	2	2/4
Carl Morken	10	0	0	0	2/4
Waldon Jensen	4	0	0	0	1/2
Rudy Lindbeck	26	0	0	0	2/4
UND Totals	26	116	139	225	98/221
Opp Totals	26	139	155	294	113/265

Goaltending	GAA	SV%	W-L-T
Rudy Lindbeck	5.56	.828	12-12-2
Opp Totals	4.46	.865	12-12-2

UND shutouts: none.

1951-52

Overall: 13-11-1
MCHL: 6-6-0 (4th)
Coach: Cliff "Fido" Purpur
Captain: Ken Johannson

D7	Sioux City Suhawks	L	7-9
D8	Sioux City Suhawks	L	5-6
D14	Winnipeg Blackhawks	W	5-0
D15	Winnipeg Blackhawks	W	7-3
D21	U. of Saskatchewan	W	6-0
D22	U. of Saskatchewan	T	4-4 OT
J4	Michigan*	L	2-4
J5	Michigan	W	4-2
J8	Michigan Tech*	W	8-4
J9	Michigan Tech*	W	5-2
J11	Michigan State*	W	7-2
J12	Michigan State*	L	3-4
J18	Michigan Tech*	W	11-2
J19	Michigan Tech	W	9-1
J25	Minnesota*	W	5-1
J26	Minnesota	L	3-5
F2	Flin Flon Bombers	L	6-7
F8	Winnipeg Maroons	L	4-6
F9	Winnipeg Maroons	W	5-2</



2013-14 NORTH DAKOTA HOCKEY

Goaltending	GAA	SV%	W-L-T
Al Finkelstein	4.25	.868	
Rudy Lindbeck	3.00	.927	
UND Totals	4.20	.870	13-11-1
Opp Totals	5.04	.846	11-13-1

UND shutouts: Finkelstein 2.

1952-53

Overall: 15-5-0

MCHL: 11-5-0 (3rd)

Coach: Cliff "Fido" Purpur

Captain: Ken Johannson

D19 U. of Saskatchewan	W	8-2
D20 U. of Saskatchewan	W	6-3
D26 Michigan State*	W	5-4
D27 Michigan State*	W	5-4 OT
D28 U. of Toronto	W	7-1
D29 U. of Toronto	W	6-3
J2 Michigan Tech*	W	10-0
J3 Michigan Tech*	W	7-2
J9 Denver*	W	4-3
J10 Denver*	W	2-1
J16 Michigan Tech*	W	5-4 OT
J17 Michigan Tech*	W	6-5 OT
J30 Minnesota*	W	7-5
J31 Minnesota*	L	2-5
F6 Minnesota*	L	0-3
F7 Minnesota*	L	1-3
F10 Colorado College*	W	12-4
F11 Colorado College*	W	10-3
F19 Michigan*	L	3-5
F20 Michigan*	L	3-8

*MCHL Game

1952-53 Stats	GP	G	A	P	P/M
Ben Cherski	20	30	14	44	5/10
Ken Johannson	20	15	23	38	2/4
Ken Purpur	20	10	21	31	6/12
Ray Huot	20	14	11	25	9/18
Wilf Shannon	20	8	15	23	1/2
Elwood Shell	20	4	14	18	14/36
Swede Lund	20	9	16	25	4/8
John Novak	20	3	12	15	10/20
Bob Dunsworth	20	2	9	11	6/20
Walt Pederson	14	0	5	5	1/2
Roger Goodman	20	3	4	7	2/4
Ken Wilkie	18	2	2	4	1/2
Ernie Warnock	14	4	1	5	0/0
Marcel Beaulieu	14	5	0	5	2/4
Gaylord Elliott	7	0	0	0	1/2
Al Finkelstein	20	0	0	0	1/2
UND Totals	20	109	147	256	65/146
Opp Totals	20	68	65	133	88/208

Goaltending	GAA	SV%	W-L-T
Al Finkelstein	3.40	.884	15-5-0
Opp Totals	5.45	.846	5-15-0

UND shutouts: Finkelstein 1

1953-54

Overall: 14-12-1

WIHL: 9-6-1 (3rd)

Coach: Cliff "Fido" Purpur

Captain: None

N28 St. Boniface Canadiens L	5-6
N29 St. Boniface Canadiens W	7-6
D4 Winnipeg Barons	W 6-1
D5 Winnipeg Barons	L 3-5
D11 UND Freshmen!	W 8-7
D15 Ft. Frances	L 2-3
D16 Ft. Frances	W 2-1
D18 Michigan*	W 10-3
D19 Michigan*	W 5-3
D25 Denver*	W 9-5
D26 Denver*	W 7-2
J8 Minnesota*	T 2-2 OT
J9 Minnesota*	L 0-5
J15 Michigan Tech*	W 5-0
J16 Michigan Tech*	W 5-0
J29 Michigan Tech*	W 4-0
J30 Michigan Tech*	W 7-0
F5 Minnesota*	L 3-5

F6 Minnesota*	L 2-8
F12 St. Boniface Canadiens W	8-6
F13 St. Boniface Canadiens L	3-8
F18 Colorado College*	L 3-5
F19 Colorado College*	L 1-2
M5 Michigan State*	W 6-5
M6 Michigan State*	L 1-2 OT

*WIHL Game

! This game was part of season ticket plan and was counted on the season record.

1953-54 Stats	GP	G	A	P	P/M
Ben Cherski	27	40	16	56	9/26
Ken Purpur	27	21	31	52	7/14
Ray Huot	27	1	26	36	12/24
Ron Geatz	27	12	7	19	6/12
John Wade	27	8	11	19	2/4
Bill Boone	27	10	7	17	10/23
Elwood Shell	25	4	9	13	10/28
Bob Dunsworth	27	5	7	12	5/10
Ernie Warnock	27	6	4	10	1/2
Walt Pederson	27	3	2	5	2/4
Marcel Beaulieu	19	1	3	4	3/6
Walt Running	27	0	3	3	9/18
John Novak	10	0	3	3	6/12
Sid Bryduck	14	1	1	2	1/2
Bill Trimble	7	1	0	1	0/0
Ed Willems	2	0	0	0	1/2
Roger Goodman	27	1	9	10	3/6
Spike Schultz	27	0	0	0	0/0
UND Totals	27	123	139	262	87/193
Opp Totals	27	102	116	218	124/283

Goaltending	GAA	SV%	W-L-T
Spike Schultz	3.54	.898	
Ed Derrett	5.00	.825	
UND Totals	3.78	.894	14-12-1
Opp Totals	4.56	.860	12-14-1

UND shutouts: Schultz 4.

1954-55

Overall: 14-13-1

WIHL: 9-12-1 (6th)

Coach: Cliff "Fido" Purpur

Captain: None

N26 Minnesota-Duluth	W	11-0
N27 Minnesota-Duluth	W	8-2
D3 Michigan State*	L	2-6
D4 Michigan State*	W	4-3
D13 Denver*	L	4-8
D14 Denver*	W	4-3
D17 St. Boniface Canadiens W	4-3	
D18 St. Boniface Canadiens L	5-6	
D29 Minnesota-Duluth	W	15-2
D30 Minnesota-Duluth	W	9-2
J7 Minnesota*	W	6-4
J8 Minnesota*	W	5-3
J14 Michigan Tech*	W	3-1
J15 Michigan Tech*	T	1-1 OT
F3 Colorado College*	L	3-4
F4 Colorado College*	L	1-7
F5 Denver*	L	2-9
F7 Denver*	L	1-7
F11 Colorado College*	W	4-3
F12 Colorado College*	L	3-4
F15 Michigan Tech*	W	4-3 OT
F16 Michigan Tech*	L	3-10
F18 Michigan State*	W	3-2 OT
F19 Michigan State*	L	1-2
F25 Michigan*	L	0-7
F26 Michigan*	L	2-7
M4 Minnesota*	L	0-6
M5 Minnesota*	W	7-0

*WIHL Game

1954-55 Stats	GP	G	A	P	P/M
Bill Reichart	28	33	12	45	10/20
Ben Cherski	28	23	16	39	7/14
Ray Huot	28	16	16	32	20/40
Mike Castellano	28	9	17	26	3/6
Ron Geatz	27	9	11	20	6/15
Jim Hannesson	28	6	10	16	6/12
John Wade	28	7	8	15	5/10

Ernie Warnock	28	7	4	11	1/5
Bill Boone	28	4	5	9	0/0
Walt Running	28	0	8	8	15/30
Barry Myers	10	1	2	3	6/12
Jerry Culbertson	26	0	2	2	9/18
John Spolar	24	0	1	1	1/2
Rudy Slupski	19	0	1	1	4/8
Spike Schultz	23	0	0	0	1/2
Tom Yurkovich	6	0	0	0	0/0
Bill Maruska	2	0	0	0	0/0
UND Totals	28	115	113	228	94/194
Opp Totals	28	115	140	225	114/231

Goaltending	GAA	SV%	W-L-T
Spike Schultz	4.39	.859	
Tom Yurkovich	1.83	.909	
Bill Maruska	1.50	.900	
UND Totals	4.10	.865	14-13-1
Opp Totals	4.10	.804	13-14-1

UND shutouts: Schultz 1, Yurkovich 1.

1955-56

Overall: 11-16-1

WIHL: 7-13-0 (t-5th)

Coach: Cliff "Fido" Purpur

Captain: None

N18 Regina Pats	T	5-5 OT
N19 Regina Pats	W	4-3
N25 Minnesota-Duluth	W	3-1
N26 Minnesota-Duluth	W	6-0
D2 Michigan State*	W	3-1
D3 Michigan State*	W	5-4
D9 Michigan*	L	1-5
D10 Michigan*	W	4-2
D13 Colorado College*	L	2-4
D14 Colorado College*	W	5-4
D16 St. Boniface Canadiens W	7-4	
D17 St. Boniface Canadiens L	5-9	
D30 U.S. National Team	L	0-8
D31 U.S. National Team	L	3-6
J5 Denver*	L	3-6
J6 Denver*	L	1-3
J7 Colorado College*	L	5-8
J9 Colorado College*	L	2-7
J13 Michigan Tech*	L	3-5
J14 Michigan Tech*	L	2-5
J27 Minnesota*	W	4-0
J28 Minnesota*	L	3-5
F6 Denver*	W	6-2
F7 Denver*	W	8-6
F17 Michigan Tech*	L	2-6
F18 Michigan Tech*	L	4-5 OT
M2 Minnesota*	L	4-8
M3 Minnesota*	L	0-7

*WIHL Game

1955-56 Stats	GP	G	A	P	P/M
Bill Reichart	28	28	23	51	8/24
Jim Ridley	28	20	20	40	26/68
John Wade	28	15	19	34	3/6
Jim Hannesson	28	12	18	30	14/36
Mike Castellano	28	10	11	21	3/6
Jerry Culbertson	28	3	11	14	13/42
Wilf Shannon	16	1	7	8	3/16
Ron Geatz	16	4	4	8	4/8
Bob Kochevar	20	3	3	6	1/2
Darryl Durgin	10	1	4	5	0/0
Walt Running	22	1	3	4	11/22
Jack Stoskopf	6	0	4	4	2/12
Jim Knauf	22	0	1	1	6/20
Bob Helgeland	21	0	1	1	6/12
Harlan Meek	22	0	1	1	1/10
Mac Gibbs	4	0	1	1	0/0
Tom Yurkovich	23	0	1	1	1/2
Ed Willems	8	1	0	1	15/30
Jim Zavoral	5	0	1	1	0/0
Chet Tesarowski	7	0	0	0	2/4
Terry Paoletti	7	0	0	0	2/4
UND Totals	28	100	132	232	121/324
Opp Totals	28	129	131	260	126/343

Goaltending	GAA	SV%	W-L-T
Tom Yurkovich	3.96	.862	11-16-1
Bill Borovsky	7.60	.839	
UND Totals	4.61	.856	11-16-1
Opp Totals	3.57	.870	16-11-1

UND shutouts: Yurkovich 2.

1956-57

Overall: 18-11-0

WIHL: 13-9-0 (3rd)

Coach: Al Renfrew

Captains: Mike Castellano, Bill Reichart

N23 St. Boniface Canadiens W	7-6
N24 St. Boniface Canadiens L	2-4
N30 Michigan State*	W 4-1
D1 Michigan State*	W 1-0
D7 Winnipeg Barons	W 8-1
D8 Winnipeg Barons	W 11-2
D21 Winnipeg Drewries	W 6-4
D22 Winnipeg Drewries	W 6-2
D29 Warroad Lakers	L 4-8
J4 Michigan Tech*	W 7-2
J5 Michigan Tech*	L 0-6
J11 Minnesota*	W 3-2 OT
J12 Minnesota*	L 3-4
J18 Denver*	W 2-1
J19 Denver*	W 7-1
J25 Minnesota*	L 1-4
J26 Minnesota*	W 7-1
F8 Colorado College*	W 6-3
F9 Colorado College*	W 5-4
F15 Michigan Tech*	W 8-7
F16 Michigan Tech*	W 4-3
F19 Colorado College*	L 4-6
F20 Colorado College*	L 6-7 OT
F22 Denver*	W 5-2
F23 Denver*	L 1-3
M4 Michigan*	L 1-7
M5 Michigan*	L 2-3 OT
M8 Michigan State*	L 2-4
M9 Michigan State*	W 3-0

*WIHL Game

1956-57 Stats	GP	G	A	P	P/M
Bill Reichart	29	36	24	60	5/13
Jim Ridley	29	23	26	49	17/42
Joe Poole	29	11	22	33	2/4
Mike Castellano	29	13	15	28	5/10
Stan Paschke	29	7	9	16	2/4
Bill Steenson	29	3	13	16	27/65
Jim Hannesson	17	4	11	15	12/30
Jerry Culbertson	29	5	8	13	22/47
Joe Armbruster	27	1	10	11	19/38
Bob Began	25	4	4	8	4/8
Julian Brunetta	21	3	5	8	12/24
Jack Stoskopf	2	4	1	5	0/0
Bob Helgeland	20	2	2	4	6/15
Bob Harris	6	2	2	4	2/4
John Morrison	6	0	0	0	4/8
UND Totals	29	126	153	279	145/327
Opp Totals	29	99	119	218	141/340

Goaltending	GAA	SV%	W-L-T
Tom Yurkovich	3.40	.874	18-11-0
Opp Totals	4.25	.860	11-18-0

UND shutouts: Yurkovich 2.

1957-58

WCHA CHAMPIONS

Overall: 24-7-1

WIHL: 15-5-0 (t-1st)

Coach: Bob May

Captains: Jim Ridley, Ed Willems



J1	Harvard	W	5-1
J3	Michigan Tech*	W	9-1
J4	Michigan Tech*	W	3-2
J10	Minnesota-Duluth	W	5-1
J11	Minnesota-Duluth	W	7-2
J14	U.S. Nationals	L	1-4
J17	Minnesota*	L	5-7
J18	Minnesota*	W	5-3
J24	Michigan State*	W	5-2
J25	Michigan State*	W	6-3
F3	Denver*	W	9-0
F4	Denver*	W	2-1
F7	Colorado College*	L	1-7
F8	Colorado College*	L	2-9
F14	Minnesota*	W	4-1
F15	Minnesota*	W	6-5 OT
F21	Michigan State*	W	3-1
F22	Michigan State*	W	3-2 OT
F28	Michigan Tech*	W	6-4
M1	Michigan Tech*	W	6-4
M5	Denver*	L	3-4
M6	Denver*	W	4-1

NCAA TOURNAMENT
M14 Harvard\$\$ W 9-1
M15 Denver\$\$\$\$ L 2-6
\$\$ Semifinal, Minneapolis, Minn.
\$\$\$ Title game, Minneapolis, Minn.
* WIHL Game (league disbanded in March of 1958)

1957-58 Stats	GP	G	A	P	P/M
Jim Ridley	31	21	25	46	7/25
Art Miller	31	21	16	37	5/10
Joe Poole	30	18	18	36	7/14
Reg Morelli	30	9	26	35	4/8
Ed Thomlinson	32	15	16	31	13/26
Guy LaFrance	30	12	18	30	8/19
Stan Paschke	32	13	11	24	5/16
Ed Willems	32	7	10	17	12/34
Les Merrifield	30	6	11	17	11/22
Julian Brunetta	32	5	11	16	11/22
Joe Armbruster	24	9	6	15	1/10
Bill Steenson	31	6	9	15	21/50
Ralph Lyndon	32	5	9	14	26/55
Ron King	31	4	9	13	13/26
Don Crough	31	3	9	12	17/42
Bob Began	28	5	3	8	2/4
Garfield Beckstead	2	0	1	1	0/0
Bob Peabody	21	0	0	0	0/0
Bob Peters	11	0	0	0	0/0
Frank Watkinson	1	0	0	0	0/0
UND Totals	32	159	208	367	170/395
Opp Totals	32	82	107	189	150/360

Goaltending	GAA	SV%	W-L-T
Bob Peters	1.27	.927	
Bob Peabody	3.05	.870	
Frank Watkinson	7.00	.708	
UND Totals	2.57	.867	24-7-1
Opp Totals	4.97	.856	7-24-1

UND shutouts: Peters 2, Peabody 1.

1958-59

NCAA CHAMPIONS

Overall: 21-10-1
Coach: Bob May
Captains: Bill Steenson (C), Julian Brunetta (A), Joe Poole (A)

N28	Winnipeg Maroons	W	5-3
N29	Winnipeg Maroons	W	5-3
D5	Michigan State	L	0-6
D6	Michigan State	W	5-4
D15	Denver	W	4-3 OT
D16	Denver	W	4-3
D19	U.S. Nationals	T	4-4 OT
D20	U.S. Nationals	L	4-6
D27	Warroad Lakers	L	3-4
J2	Michigan Tech	L	2-3
J3	Michigan Tech	W	2-1 OT
J9	Minnesota-Duluth	W	4-2
J10	Minnesota-Duluth	W	4-1
J16	Michigan&	W	6-1

J17	Michigan	L	2-4
J30	Minnesota	L	3-4
J31	Minnesota	W	6-2
F6	Michigan Tech	L	3-4
F7	Michigan Tech	W	4-0
F9	Colorado College	W	6-4
F10	Colorado College	W	4-2
F13	Michigan State	L	2-3
F14	Michigan State	W	4-2
F20	Minnesota	W	6-5
F21	Minnesota	W	5-2
F27	Denver	W	6-4
F28	Denver	L	2-6
M2	Colorado College	W	7-2
M3	Colorado College	L	5-9

NCAA TOURNAMENT
M13 St. Lawrence\$\$ W 4-3 OT
M14 Michigan State\$\$\$ W 4-3 OT
& Game called in 3rd period with 5:20 remaining due to a fight involving players and fans.
\$\$ Semifinal, Troy, N.Y.
\$\$\$ Title game, Troy, N.Y.

NOTE: There was no official league affiliation in 1958-59. The WIHL had disbanded for a variety of reasons in March 1958 after several members withdrew their membership. This 1958-59 agreement proved unsatisfactory and after the 1958-59 season, the Western Collegiate Hockey Association (WCHA) was organized.

1958-59 Stats	GP	G	A	P	P/M
Art Miller	30	24	21	45	13/34
Reg Morelli	24	17	15	32	3/14
Ed Thomlinson	31	14	15	29	8/16
Joe Poole	31	13	12	25	13/39
Guy LaFrance	31	9	16	25	14/144
Les Merrifield	31	10	11	21	16/49
Ralph Lyndon	31	6	14	20	12/28
Ron King	31	7	7	14	11/22
Bill Steenson	23	3	11	14	21/59
Stan Paschke	31	4	9	13	2/4
Bart Larson	31	5	4	9	6/20
Bernie Haley	29	4	5	9	9/18
Gerry Walford	13	3	3	6	4/11
Julian Brunetta	24	1	4	5	8/16
Bob Began	31	3	1	4	1/2
Steve Thullner	13	1	3	4	5/10
Ken Wellen	10	1	1	2	1/2
Pete Gazley	10	0	1	1	6/15
Garth Perry	16	0	0	0	2/7
Bob Peabody	20	0	0	0	1/2
George Gratton	15	0	0	0	3/6
UND Totals	31	125	152	277	163/412
Opp Totals	31	103	115	218	182/412

Goaltending	GAA	SV%	W-L-T
Bob Peabody	3.10	.868	
George Gratton	2.73	.876	
UND Totals	3.32	.871	20-10-1
Opp Totals	4.03	.882	10-20-1

UND shutouts: Peabody 1.

1959-60

Overall: 19-11-2
WCHA: 14-7-1 (3rd)
Coach: Barry Thorndycraft
Captains: Guy LaFrance (C), Art Miller (A), Ed Thomlinson (A)

N27	Michigan State*	T	2-2 OT
N28	Michigan State*	W	5-1
D4	Michigan Tech*	W	3-2
D5	Michigan Tech*	L	1-4
D11	Denver*	L	3-6
D12	Denver*	L	2-5
D18	Minnesota-Duluth	L	2-3
D19	Minnesota-Duluth	W	13-2
D29	Boston College	W	5-3
D30	U. of Montreal+	W	5-1
J1	Yale+	W	15-0
J2	Rensselaer+	W	8-3

J8	Michigan State*	W	6-5
J9	Michigan State*	L	3-4 OT
J11	Colorado College*	W	7-2
J12	Colorado College*	W	5-1
J15	Minnesota*	L	3-9
J16	Minnesota*	W	4-1
J26	Denver*	W	6-5
J27	Denver*	L	1-8
J29	Colorado College*	W	8-2
J30	Colorado College*	W	7-5
F1	U.S. National Team	L	2-7
F2	U.S. National Team	T	8-8 OT
F12	Minnesota*	W	6-5
F13	Minnesota*	W	5-1
F19	Michigan Tech*	L	2-3
F20	Michigan Tech*	W	6-4
M4	Michigan*	W	4-2
M5	Michigan*	W	4-3 OT

WCHA PLAYOFFS
M11 Michigan Tech L 2-4
M12 Michigan Tech L 4-5
+ At RPI Holiday Tourney, Troy, N.Y.
* WCHA Game

1959-60 Stats	GP	G	A	P	P/M
Reg Morelli	31	34	31	65	6/12
Ed Thomlinson	32	20	22	42	13/26
Bill Colpitts	32	18	23	41	5/10
Guy LaFrance	32	12	26	38	15/30
Art Miller	32	20	15	35	10/20
Ron King	32	12	15	27	9/26
Les Merrifield	32	8	19	27	13/38
Gerry Walford	32	13	7	20	4/8
Bernie Haley	32	6	14	20	12/27
Steve Thullner	32	5	11	16	11/22
Curt Roseborough	32	3	6	9	15/30
Bart Larson	25	1	6	7	2/4
Ab Slivinski	24	1	5	6	15/30
John Gray	32	3	1	4	3/6
Ralph Lyndon	11	0	3	3	8/16
Gar Beckstead	10	1	0	1	0/0
George Gratton	30	0	0	0	1/2
UND Totals	32	157	204	361	143/309
Opp Totals	32	115	158	273	138/334

Goaltending	GAA	SV%	W-L-T
George Gratton	3.33	.873	
Gene Otto	5.00	.754	
UND Totals	3.59	.855	19-11-2
Opp. Totals	4.88	.865	11-19-2

UND shutouts: Gratton 1.

1960-61

Overall: 9-19-1
WCHA: 7-16-1 (5th)
Coach: Barry Thorndycraft
Captains: John Gray (C), Gerry Walford (A)

N19	Estevan Bruins	W	6-1
N25	Michigan Tech*	W	6-4
N26	Michigan Tech*	L	1-8
D2	Michigan Tech*	L	2-7
D3	Michigan Tech*	L	3-5
D9	Michigan*	L	2-6
D10	Michigan*	L	5-6
D12	Denver*	L	2-7
D13	Denver*	L	1-5
D16	Michigan*	T	2-2 OT
D17	Michigan*	L	2-4
D30	Soviet Nationals	L	3-4
J5	Warroad Lakers	W	7-5
J9	Colorado College*	L	4-9
J10	Colorado College*	W	10-5
J13	Denver*	L	1-15
J14	Denver*	L	2-6
J16	Colorado College*	L	4-9
J17	Colorado College*	W	5-2
J20	U.S. Nationals	L	3-9
J21	U.S. Nationals	L	1-3
F3	Minnesota*	L	2-9
F4	Minnesota*	W	4-3 OT
F10	Michigan State*	W	6-3
F11	Michigan State*	W	4-3
F24	Michigan State*	W	4-2

F25	Michigan State*	L	1-6
M3	Minnesota*	L	4-6
M4	Minnesota*	L	3-4 OT

* WCHA Game

1960-61 Stats	GP	G	A	P	P/M
Bill Colpitts	29	18	31	49	4/8
Dave Merrifield	29	19	20	39	6/12
Whitey White	29	14	14	28	11/25
Gerry Walford	29	10	12	22	10/20
Dan Storsteen	29	10	8	18	11/22
Curt Roseborough	29	3	14	17	21/42
Bart Larson	29	6	7	13	7/22
John Gray	29	5	7	12	9/18
Bernie Haley	29	5	4	9	10/20
Pete Stasiuk	23	4	4	8	11/22
George Goodacre	8	2	6	8	3/6
Art Jerome	21	1	5	6	4/8
Bill Selman	24	1	5	6	4/8
Blacky White	13	1	5	6	13/45
George Gratton	26	1	0	1	0/0
Albert Slivinski	19	0	1	1	19/49
Gar Beckstead	6	0	0	0	1/2
Warren Gregg	6	0	0	0	1/2
Garth Perry	2	0	0	0	1/5
UND Totals	29	100	141	241	147/338
Opp Totals	29	151	159	310	166/376

Goaltending	GAA	SV%	W-L-T
George Gratton	5.0	.850	
Warren Gregg	4.5	.860	
UND Totals	5.2	.852	9-19-1
Opp Totals	3.4	.881	19-9-1

UND shutouts: none.

1961-62

Overall: 9-17-0
WCHA: 7-11-0 (5th)
Coach: Barry Thorndycraft
Captains: John Gray (C), Ernie Dyda (A), Curt Roseborough (A)

N17	Winnipeg Rangers	W	9-3
N18	Winnipeg Rangers	W	6-3
N25	Winnipeg Maroons	L	2-4
D1	Michigan State*	L	3-5
D2	Michigan State*	W	6-4
D9	Winnipeg Maroons+	L	3-7
D15	Michigan*	L	2-5
D16	Michigan*	L	1-6
D18	Colorado College*	W	9-4
D19	Colorado College*	W	8-1
J2	Des Moines Oak Leafs	L	3-11
J5	Denver*	L	3-4
J6	Denver*	L	2-4
J12	Denver*	W	4-2
J13	Denver*	L	4-5 OT
J19	Michigan Tech*	L	1-2
J20	Michigan Tech*	L	2-3 OT
F2	Michigan Tech*	L	2-6
F3	Michigan Tech*	L	2-6
F9	Minnesota*	L	1-4
F10	Minnesota*	W	5-4 OT
F14	Warroad Lakers	L	3-5
F15	Warroad Lakers	L	6-11
F23	Minnesota*	W	3-2
F24	Minnesota*	W	6-5 OT
F27	Swedish Nationals	L	2-8

+ At Roseau, Minn.
* WCHA Game

1961-62 Stats	GP	G	A	P	P/M
Al McLean	26	19	19	38	8/19
Bob Bartlett	25	13	16	29	16/42
Ernie Dyda	26	11	10	21	5/10
Don Ross	24	15	4	19	5/10
George Goodacre	26	2	16	18	16/40
Dan Storsteen	26	4	13	17	17/34
Jack Matheson	25	6	9	15	10/23
Dave Merrifield	15	5	9	14	12/32
George Chigol	26	6	6	12	3/14
Curt Roseborough	25	4	5	9	8/24
Pete Stasiuk	26	2	7	9	8/24
John Gray	25	4	2	6	3/6



2013-14 NORTH DAKOTA HOCKEY

Granger Evans	22	3	3	6	3/6
Bill Selman	22	0	5	5	13/37
Maurice Roberge	17	0	4	4	6/12
John Sutherland	22	1	3	4	21/58
Don Stokaluk	18	1	2	3	1/2
Bill Borlase	6	0	2	2	0/0
Dudley Otto	24	0	0	0	2/4
Warren Gregg	2	0	0	0	1/2
UND Totals	26	96	135	231	162/399
Opp Totals	26	123	165	288	146/325

Goaltending	GAA	SV%	W-L-T
Dudley Otto	4.5	.863	
Warren Gregg	6.5	.800	
George Baland	2.0	.889	
UND Totals	4.73	.860	9-17-0
Opp Totals	3.69	.822	17-9-0
UND shutouts:	none.		

1962-63

NCAA CHAMPIONS

WCHA CHAMPIONS

Overall: 22-7-3
 WCHA: 11-5-2 (t-1st)
 Coach: Barry Thornycraft
 Captains: Sonny Roberge (C), George Goodacre (A), Dan Storsteen (A)

N24 Winnipeg Monarchs	W	7-2
N30 Minnesota-Duluth	W	4-1
D1 Minnesota-Duluth	W	7-1
D7 Michigan State*	W	11-4
D8 Michigan State*	L	5-6
D14 Winnipeg Rangers	W	12-1
D15 Winnipeg Rangers	W	10-1
D18 Minnesota-Duluth	L	1-4
D19 Minnesota-Duluth	W	7-3
J4 Michigan Tech*	W	4-2
J5 Michigan Tech*	T	3-3 OT
J11 Minnesota*	W	6-4
J12 Minnesota*	W	3-2
J17 St. Boniface Canadiens	W	10-2
J25 Denver*	W	7-4
J26 Denver*	W	3-1
F2 Winnipeg Maroons	T	2-2 OT
F8 Michigan Tech*	L	0-3
F9 Michigan Tech*	L	1-5
F12 Denver*	L	1-3
F13 Colorado College*	W	7-1
F15 Denver*	L	2-3
F16 Colorado College*	W	7-6
F22 Minnesota*	W	4-3
F23 Minnesota*	W	4-3
M1 Michigan*	T	2-2 OT
M2 Michigan*	W	6-5

WCHA PLAYOFFS		
M7 Michigan Tech	W	2-0
M8 Michigan Tech	W	6-1
M9 Denver	L	4-5 OT

NCAA TOURNAMENT		
M14 Boston College\$\$	W	8-2
M16 Denver\$\$\$	W	6-5
\$\$ Semifinal, Chestnut Hill, Mass.		
\$\$\$ Title game, Chestnut Hill, Mass.		

1962-63 Stats	GP	G	A	P	P/M
Al McLean	32	19	34	53	18/53
Dave Merrifield	32	21	30	51	10/28
Wayne Gurba	32	20	14	34	2/4
George Chigol	32	16	19	35	9/21
Ernie Dyda	32	14	20	34	2/4
Don Ross	32	15	15	30	8/16
George Goodacre	32	3	14	17	24/48
Don Stokaluk	32	11	5	16	5/13
Jack Matheson	29	8	8	16	17/34
Will Stirrett	27	8	4	12	6/12
John Sutherland	32	3	8	11	13/36
Bill Selman	26	0	9	9	3/6
Maurice Roberge	30	1	6	7	13/26
Pete Stasiuk	32	4	2	6	4/8
Bill Borlase	9	1	0	1	1/2

Arnold Steeves	5	0	1	1	1/2
UND Totals	32	162	231	393	168/370
Opp Totals	32	91	121	212	158/332
Goaltending	GAA	SV%	W-L-T		
Joe Lech	2.60	.887			
Dudley Otto	2.75	.870			
George Baland	1.00	.910			
UND Totals	2.84	.884	22-7-3		
Opp Totals	5.06	.868	7-22-3		
UND shutouts:	Lech 1.				

1963-64

Overall: 12-11-2
 WCHA: 5-8-1 (5th)
 Coach: Barry Thornycraft
 Captain: Sonny Roberge

N29 Brandon Wheat Kings	W	4-1
N30 Brandon Wheat Kings	L	2-4
D7 Denver*	T	1-1 OT
D9 Denver*	L	1-6
D16 U.S. National Team	L	1-3
D20 Minnesota-Duluth	W	2-1
D21 Minnesota-Duluth	W	5-2
J8 Warroad Lakers	W	6-4
J10 Colorado College*	W	7-2
J11 Colorado College*	W	5-3
J28 Warroad Lakers	W	4-2
J31 Denver*	L	1-2
F1 Denver*	L	2-4
F7 Michigan Tech*	L	0-3
F8 Michigan Tech*	W	3-2
F14 Michigan Tech*	L	1-2
F15 Michigan Tech*	W	4-1
F21 Minnesota-Duluth	W	8-5
F22 Minnesota-Duluth	W	5-0
F28 Minnesota*	L	2-4
F29 Minnesota*	L	4-5 OT
M6 Minnesota*	L	3-5
M7 Minnesota*	W	3-1

WCHA PLAYOFFS		
M12 Denver	L	2-6
M13 Denver	T	3-3
* WCHA Game		

1963-64 Stats	GP	G	A	P	P/M
Gerry Kell	25	12	11	25	7/14
Wayne Gurba	25	11	12	23	9/18
Terry Casey	25	7	12	19	2/4
Dave Mazur	25	5	9	14	6/12
Granger Evans	24	6	7	13	6/15
George Chigol	25	5	7	12	7/14
Don Stokaluk	25	4	8	12	3/6
Jim Dixon	24	5	6	11	2/4
Roy Davidson	23	5	5	10	17/34
John Sutherland	25	3	6	9	19/38
Maurice Roberge	25	3	5	8	9/18
Paul Rygh	21	3	4	7	2/4
Will Stirrett	20	3	4	7	6/12
Bill Borlase	22	2	3	5	15/30
Bill Wilms	19	2	1	3	0/0
Ken Walters	15	1	0	1	0/0
Rick Ulvin	12	0	1	1	2/4
UND Totals	25	79	101	180	114/231
Opp Totals	25	72	104	176	101/236

Goaltending	GAA	SV%	W-L-T
Joe Lech	2.69	.900	
George Baland	5.00	.792	
Bill Howard	4.00	.892	
UND Totals	2.84	.894	12-11-2
Opp Totals	3.16	.913	11-12-2
UND shutouts:	Lech 1.		

1964-65

WCHA CHAMPIONS

Overall: 25-8-0
 WCHA: 13-3-0 (1st)
 Coach: R.H. "Bob" Peters
 Captains: Don Ross (C), Gerry Kell (A), Dave Mazur (A)

N20 Brandon Wheat Kings	W	13-1
N21 Brandon Wheat Kings	W	5-1
N27 Minnesota-Duluth	W	5-4
N28 Minnesota-Duluth	W	6-5 OT
D4 Michigan Tech*	L	2-3 OT
D5 Michigan Tech*	L	2-4
D11 South St. Paul Steers	W	6-4
D12 South St. Paul Steers	W	7-1
D18 Michigan Tech*	W	2-1
D19 Michigan Tech*	W	6-3
D29 Waterloo Blackhawks	W	7-0
D30 Rochester Mustangs	L	4-6
J8 Michigan*	W	7-3
J9 Michigan*	W	4-2
J15 Denver*	W	4-2
J16 Denver*	W	5-4
J29 Minnesota*	W	5-4 OT
J30 Minnesota*	W	3-1
F3 U. of Alberta	W	7-2
F4 U. of Alberta	W	8-2
F12 Minnesota-Duluth	L	5-7
F13 Minnesota-Duluth	W	9-3
F16 Colorado College*	W	8-2
F17 Denver*	L	4-5
F19 Denver*	W	5-3
F20 Colorado College*	W	7-6 OT
F26 Minnesota*	W	6-0
F27 Minnesota*	W	5-4

WCHA PLAYOFFS		
M5 Michigan State	W	7-1
M6 Michigan State	L	4-6
M13 Michigan Tech	L	4-6
NCAA TOURNAMENT		
M18 Boston College\$\$	L	3-4
M20 Brown\$\$\$	W	9-5
\$\$ Semifinal, Providence, R.I.		
\$\$\$ Third-place game, Providence, R.I.		
* WCHA Game		

1964-65 Stats	GP	G	A	P	P/M
Gerry Kell	33	24	31	55	15/42
Dennis Hextall	33	17	36	53	12/33
Dave Mazur	33	16	30	46	8/16
Terry Casey	33	24	21	45	4/8
Bob Stoyko	33	19	21	40	16/32
Don Ross	33	8	29	37	18/36
Dave Janaway	33	19	14	33	10/20
Brian Strimbiski	33	12	21	33	24/54
Tom Iannone	32	14	15	29	4/8
Bill Wilms	32	14	13	27	5/10
Roy Davidson	33	6	12	18	34/68
Jerry Lafond	33	1	13	14	10/20
Pete MacKenzie	33	1	9	10	4/8
Bob Lillo	24	3	3	6	2/4
Rick Ulvin	19	2	3	5	4/8
Paul Rygh	25	2	1	3	2/4
Ken Walters	10	1	1	2	2/4
Jim Dixon	14	1	0	1	0/0
Joe Lech	31	0	0	0	2/4
UND Totals	33	184	273	457	176/379
Opp Totals	33	106	138	244	173/388

Goaltending	GAA	SV%	W-L-T
Joe Lech	3.07	.893	
Dale Stauss	3.00	.821	
UND Totals	3.18	.890	25-8-0
Opp Totals	5.58	.858	8-25-0
UND shutouts:	Lech 2.		

1965-66

Overall: 17-12-1
 WCHA: 13-9-0 (2nd)
 Coach: R.H. "Bob" Peters
 Captains: Terry Casey (C), Roy Davidson (A), Dennis Hextall (A)

N19 South St. Paul Steers	T	5-5 OT
N20 South St. Paul Steers	L	1-4
N26 Minnesota-Duluth*	W	5-4 OT
N27 Minnesota-Duluth*	W	7-5
D3 Michigan State*	L	5-11
D4 Michigan State*	W	5-3
D10 U. of Saskatchewan	W	6-4
D11 U. of Saskatchewan	W	3-1
D17 Denver*	W	4-3
D18 Denver*	W	4-3
D28 Colorado College+	W	11-3
D29 Minnesota+	L	4-6
J7 Michigan Tech*	L	1-2
J8 Michigan Tech*	L	3-4
J14 Michigan Tech*	W	5-4
J15 Michigan Tech*	L	1-4
J18 Colorado College*	W	6-4
J19 Colorado College*	W	8-1
J21 Michigan*	W	6-4
J22 Michigan*	W	7-4
F4 Minnesota*	L	1-3
F5 Minnesota*	L	4-5
F11 Minnesota-Duluth*	L	2-3 OT
F12 Minnesota-Duluth	W	5-2
F18 Minnesota*	W	6-2
F19 Minnesota*	L	1-6
F25 Denver*	L	2-7
F26 Denver*	W	9-1

WCHA PLAYOFFS		
M3 Minnesota	W	4-2
M5 Denver	L	4-5 OT
+ St. Paul Classic Tournament (St. Paul, Minn.)		
* WCHA Game		

1965-66 Stats	GP	G	A	P	P/M
Terry Casey	30	26	28	54	1/2
Dennis Hextall	30	19	29	48	15/30
Bill Wilms	30	17	17	34	6/20
Brian Strimbiski	27	16	17	33	22/53
Tom Iannone	30	13	13	26	7/14
Roy Davidson	29	5	15	20	24/59
Dave Janaway	30	3	13	16	11/22
John Gasparini	30	3	12	15	14/28
Bob Lillo	30	7	7	14	1/2
Mike Furlong	28	4	9	13	10/20
Rick Ulvin	30	5	7	12	12/24
Paul Rygh	30	6	4	10	5/10
Terry Ogden	30	1	7	8	11/25
Bruce Jackson	22	1	3	4	2/4
Pete MacKenzie	30	2	1	3	11/22
Bob Shupe	8	0	0	0	1/2
Mike Curran	28	0	0	0	4/8
UND Totals	30	135	194	329	176/383
Opp Totals	30	115	153	268	175/388

Goaltending	GAA	SV%	W-L-T
Mike Curran	3.68	.884	
Dale Stauss	4.78	.843	
UND Totals	3.77	.881	17-12-1
Opp Totals	4.50	.876	12-17-1
UND shutouts:	none.		



1966-67

WCHA CHAMPIONS

Overall: 19-10-0
 WCHA: 16-6-0 (1st)
 Coach: Bill Selman
 Captains: Dave Janaway, Jerry Lafond

N19 U.S. Nationals	L	2-4
N25 Minnesota-Duluth*	W	6-3
N26 Minnesota-Duluth*	W	6-2
D2 Michigan Tech*	W	3-2 OT
D3 Michigan Tech*	W	4-3
D9 Denver*	W	5-3
D10 Denver*	L	2-4
D27 Michigan State+	L	2-4
D28 Army+	W	7-3
J6 Minnesota*	W	5-4 OT
J7 Minnesota*	W	3-2
J13 Minnesota-Duluth*	W	2-3
J14 Minnesota-Duluth	W	4-2
J31 Colorado College*	W	6-2
F1 Denver*	W	4-3
F3 Denver*	L	4-9
F4 Colorado College*	W	4-2
F10 Minnesota*	W	3-2
F11 Minnesota*	W	3-2
F17 Michigan State*	W	4-3
F18 Michigan State*	W	5-1
F24 Michigan*	L	1-2
F25 Michigan*	W	4-1
M3 Michigan Tech*	L	3-6
M4 Michigan Tech*	L	3-9

WCHA PLAYOFFS
 M7 Minnesota W 7-2
 M11 Denver W 3-2

NCAA TOURNAMENT
 M16 Cornell\$ L 0-1
 M18 Michigan State\$\$ L 1-6
 + St. Paul Classic Tournament, St. Paul, Minn.
 \$ Semifinal, Syracuse, N.Y.
 \$\$ Third-place game, Syracuse, N.Y.
 * WCHA Game

1966-67 Stats	GP	G	A	P	P/M
Bob Munro	29	15	15	30	8/16
Bob Lillo	29	9	18	27	6/12
Dave Kartio	29	15	8	23	4/8
Larry Dobson	28	5	16	21	2/4
Tom Dunn	29	10	10	20	7/14
John Gasparini	27	6	14	20	17/34
Roger Bamburak	29	15	3	18	9/18
Jerry Lafond	29	5	10	15	13/26
Terry Abram	28	1	14	15	22/52
Mike Furlong	29	6	8	14	17/34
Bob Tuff	26	7	6	13	7/14
Terry Ogden	19	3	9	12	6/12
Gary Lyons	19	4	6	10	5/13
Pete MacKenzie	29	0	8	8	5/10
Dave Janaway	27	3	3	6	3/14
Gary Brandt	23	1	3	4	5/10
Ken Hankerson	17	1	2	3	4/8
Mike Curran	29	0	0	0	8/16
UND Totals	29	106	153	259	150/319
Opp Totals	29	92	128	220	169/362

Goaltending	GAA	SV%	W-L-T
Mike Curran	3.11	.889	
Dale Stauss	5.00	.800	
UND Totals	3.29	.887	19-10-0
Opp Totals	3.66	.893	10-19-0
UND shutouts: none.			

1967-68

WCHA CHAMPIONS

Overall: 20-10-3
 WCHA: 13-8-1 (3rd)
 Coach: Bill Selman
 Captains: Mike Furlong, John Gasparini, Terry Ogden

N17 Denver*	L	1-5
N18 Denver*	W	3-1
N24 Minnesota-Duluth*	W	4-1
N25 Minnesota-Duluth*	W	4-3
N28 Colorado College*	W	9-0
N29 Colorado College*	W	7-0
D8 Michigan State*	T	2-2 OT
D9 Michigan State*	W	6-2
D15 Minnesota Nationals	L	3-4
D20 Western Ontario+	W	3-2
D21 Michigan Tech+	W	4-3 OT
D27 Harvard++	W	8-1
D28 Colorado College++	W	3-2 OT
J5 Minnesota*	W	4-1
J6 Minnesota*	W	5-1
J12 Michigan Tech*	L	2-3
J13 Michigan Tech*	W	3-1
J20 U.S. National Team	T	3-3 OT
F2 Minnesota*	L	2-3
F3 Minnesota*	L	0-3
F9 Michigan Tech*	W	5-2
F10 Michigan Tech*	L	3-4
F16 Denver*	L	0-7
F17 Denver*	L	2-8
F23 Michigan*	W	3-2
F24 Michigan*	W	5-2
M1 Minnesota-Duluth*	L	2-3
M2 Minnesota-Duluth*	W	6-3

WCHA PLAYOFFS
 M5 Michigan State* W 5-2
 M8 Michigan Tech T 0-0
 M9 Michigan Tech W 3-2

NCAA TOURNAMENT
 M15 Cornell\$\$ W 3-1
 M16 Denver\$\$\$ L 0-4
 + Great Lakes Invitational (Detroit)
 ++ St. Paul Classic Tournament (St. Paul)
 \$\$ Semifinal (Duluth, Minn.)
 \$\$\$ Title game (Duluth, Minn.)
 * WCHA Game

1967-68 Stats	GP	G	A	P	P/M
Bob Munro	33	10	26	36	10/30
Dave Kartio	33	22	11	33	6/12
Gary Lyons	30	9	13	22	9/18
Roger Bamburak	33	12	8	20	5/10
Terry Abram	33	6	14	20	20/48
Bob Tuff	30	8	9	17	6/20
Dave Hudson	33	8	6	14	3/6
John Gasparini	31	3	11	14	9/18
Larry Dobson	33	8	5	13	8/16
Rod Christensen	28	6	7	13	2/4
Mike Furlong	31	7	5	12	20/40
Gary Brandt	31	4	8	12	9/18
John Marks	33	3	6	9	8/16
Terry Ogden	33	0	8	8	10/20
Tom Dunn	19	3	5	8	2/4
Doug Johnston	24	4	3	7	9/18
John Mathews	4	0	1	1	0/0
Mike Curran	29	0	1	1	6/15
Ken Hankerson	4	0	0	0	0/0
Gary Severson	5	0	0	0	0/0
UND Totals	33	113	147	260	144/317
Opp Totals	33	80	100	180	165/366

Goaltending	GAA	SV%	W-L-T
Mike Curran	2.19	.919	
Gary Severson	3.83	.868	
UND Totals	2.42	.911	20-10-3
Opp Totals	3.42	.908	10-20-3
UND shutouts: Curran 3.			

1968-69

Overall: 18-10-1
 WCHA: 15-7-0 (3rd)
 Coach: Rube Bjorkman
 Captains: Bob Munro, Bob Tuff

N15 Denver*	W	4-3
N16 Denver*	W	7-6
N22 Michigan State*	W	4-3
N23 Michigan State*	W	7-4
N28 Minnesota-Duluth*	W	4-1
N29 Minnesota-Duluth*	W	7-4
D6 U.S. College All-Stars	T	3-3 OT
D7 U.S. College All-Stars	W	7-6
D13 Wisconsin	L	5-7
D14 Wisconsin	L	7-11
D20 U. of Toronto+	W	2-0
D21 Minnesota+	W	5-4 5OT
J3 Minnesota*	W	3-2
J4 Minnesota*	L	2-5
J10 Minnesota*	W	6-2
J11 Minnesota*	W	5-3
J17 Michigan Tech*	L	3-4
J18 Michigan Tech*	W	6-5
F4 Denver*	L	0-6
F5 Colorado College*	W	5-4
F7 Denver*	L	3-4
F8 Colorado College*	W	5-4
F14 Michigan Tech*	W	4-3 OT
F15 Michigan Tech*	L	3-7
F21 Michigan*	L	3-7
F22 Michigan*	L	2-6
F28 Minnesota-Duluth*	W	6-2
M1 Minnesota-Duluth*	W	5-4

WCHA PLAYOFFS
 M7 Colorado College# L 4-5
 + Minnesota Classic Tourn. (Bloomington)
 # Denver, Colo.
 * WCHA Game

1968-69 Stats GP G A P P/M
 Bob Munro 29 13 30 43 5/10
 Dave Kartio 29 21 17 38 4/11
 John Marks 29 6 26 32 19/38
 Dave Hudson 29 16 14 30 8/16
 Roger Bamburak 29 16 13 29 18/39
 Terry Abram 29 3 26 29 18/39
 Larry Dobson 29 11 15 26 8/24
 Bob Tuff 29 12 11 23 4/16
 Bob Duncan 29 7 15 22 16/48
 Doug Johnston 29 10 10 20 23/54
 Jim Charlesworth 28 5 9 14 4/8
 Buzz Christensen 26 4 6 10 3/6
 Mike Baumgartner 29 2 5 7 6/12
 Lowell Lanigan 26 0 7 7 11/22
 Tim O'Keefe 27 2 4 6 2/4
 Duncan Stuart 28 2 1 3 3/6
 Brian Blanchard 15 0 0 0 0/0
 Gary Severson 12 0 0 0 0/0
 Jim Nelson 5 0 0 0 0/0
 UND Totals 29 130 207 337 139/324
 Opp Totals 29 125 161 286 140/342

Goaltending	GAA	SV%	W-L-T
Brian Blanchard	3.81	.870	
Gary Severson	4.77	.825	
Jim Nelson	4.50	.893	
UND Totals	4.31	.874	18-10-1
Opp Totals	4.50	.882	10-18-1
UND shutouts: Blanchard 1.			

1969-70

Overall: 14-15-1
 WCHA: 12-13-1 (5th)
 Coach: Rube Bjorkman
 Captains: Dave Hudson, John Marks

N14 Wisconsin	L	4-8
N15 Wisconsin	L	4-7
N21 Minnesota-Duluth*	W	4-3
N22 Minnesota-Duluth*	L	0-3
N28 Michigan State*	L	3-8
N29 Michigan State*	W	4-2
D5 Minnesota*	W	4-3 OT
D6 Minnesota*	L	2-5
D12 Michigan*	L	5-6 OT
D13 Michigan*	W	8-7 OT
D19 Denver*	W	3-2 OT
D20 Denver*	W	2-1 OT
D26 Minnesota-Duluth*	L	2-5
D27 Minnesota-Duluth*	L	4-5
D30 U.S. Nationals#	W	2-1
J2 Michigan*	L	2-9
J3 Michigan*	W	5-1
J9 Denver*	L	2-6
J10 Denver*	W	6-5
J16 Colorado College*	W	8-4
J17 Colorado College*	W	6-2
F6 Bemidji State	W	7-4
F7 Bemidji State	L	5-7
F13 Michigan Tech*	T	2-2 OT
F14 Michigan Tech*	L	4-6
F20 Minnesota*	W	5-3
F21 Minnesota*	L	0-1
F27 Michigan Tech*	L	2-7
F28 Michigan Tech*	W	7-3

WCHA PLAYOFFS
 M12 Michigan Tech## L 3-5
 # Bismarck, N.D.
 * WCHA Game
 ## Duluth, Minn.

1969-70 Stats GP G A P P/M
 Dave Hudson 30 16 13 29 10/28
 Brian DePiero 30 12 16 28 2/4
 Dave Bragnalo 30 7 21 28 1/2
 Earl Anderson 30 17 7 24 0/0
 Bob Duncan 30 9 15 24 27/62
 Doug Johnston 28 12 11 23 29/61
 Jim Charlesworth 28 9 12 21 6/12
 John Marks 30 5 14 19 17/34
 Jim Cahoon 30 4 12 16 6/12
 Mike Baumgartner 30 9 5 14 6/12
 Gerry Miller 30 7 5 12 9/26
 Rick Wilson 30 2 9 11 16/32
 Al Henry 29 2 8 10 32/62
 Greg Cameron 25 3 1 4 1/2
 Duncan Stuart 23 0 4 4 6/12
 Mike Lundbohm 20 1 0 1 1/2
 Tim O'Keefe 15 0 1 1 2/4
 Jim Nelson 23 0 0 0 1/2
 UND Totals 30 115 154 269 173/371
 Opp Totals 30 131 177 308 180/442

Goaltending	GAA	SV%	W-L-T
Jim Nelson	4.13	.875	
Dave Murphy	5.17	.822	
UND Totals	4.33	.865	14-15-1
Opp Totals	3.83	.891	15-14-1
UND shutouts: none.			



2013-14 NORTH DAKOTA HOCKEY

1970-71

Overall: 14-17-2
WCHA: 10-15-1 (7th)
Coach: Rube Bjorkman
Captains: Mike Baumgartner, Brian DePiero

N13	Michigan State*	W	4-3	OT
N14	Michigan State*	W	7-5	
N20	Minnesota-Duluth*	L	4-5	
N21	Minnesota-Duluth*	W	6-5	
N27	Michigan*	W	6-5	OT
N28	Michigan*	L	1-2	
D4	Denver*	L	2-4	
D5	Denver*	W	10-4	
D12	Bemidji State	W	4-3	
J1	Denver*	W	6-3	
J2	Denver*	L	6-7	
J8	Michigan Tech*	L	2-6	
J9	Michigan Tech*	L	2-6	
J15	Michigan*	L	1-5	
J16	Michigan*	W	3-1	
J19	Bemidji State	W	3-2	OT
J22	Notre Dame	L	5-6	OT
J23	Notre Dame	W	7-1	
J29	Minnesota*	W	4-1	
J30	Minnesota*	L	0-6	
F5	Colorado College*	L	3-6	
F6	Colorado College*	W	7-2	
F12	Minnesota*	T	3-3	OT
F13	Minnesota*	L	0-2	
F19	Michigan Tech*	L	1-8	
F20	Michigan Tech*	L	2-3	
F25	Minnesota-Duluth*	W	6-3	
F26	Minnesota-Duluth*	L	3-5	
F28	U.S. Nationals#	T	4-4	
M6	Wisconsin	L	1-12	
M7	Wisconsin	L	2-4	
WCHA PLAYOFFS				
M12	Michigan Tech##	W	6-4	
M13	Minnesota##	L	2-5	
# Fargo, N.D.				
## Madison, Wis.				
* WCHA Game				

1970-71 Stats					
GP	G	A	P	P/M	
Brian DePiero	33	18	20	38	6/12
Greg Cameron	33	15	19	34	6/12
Bob Duncan	29	16	14	30	25/30
Earl Anderson	32	12	17	29	11/22
Jim Cahoon	24	12	13	25	4/8
Dave Bragnalo	30	8	17	25	8/16
Mike Baumgartner	33	6	13	19	9/29
Alan Henry	32	4	12	16	42/100
Rick Wilson	33	6	9	15	43/113
Jim Charlesworth	31	6	8	14	8/16
Gerry Miller	33	5	8	13	18/44
Murray Wing	29	3	10	13	9/18
Dennis Johnson	26	5	7	12	2/4
Tim O'Keefe	32	2	7	9	3/6
Mike Lundbohm	29	2	3	5	0/0
Kelly Cross	10	1	2	3	0/0
Mike Lundby	10	1	0	1	0/0
Scott Kleven	10	1	0	1	0/0
Bradley Colehour	19	0	1	1	1/2
Jim Nelson	19	0	0	0	1/2
Dave Murphy	15	0	0	0	1/2
UND Totals	33	123	180	303	198/461
Opp Totals	33	141	195	336	208/459

Goaltending	GAA	SV%	W-L-T
Jim Nelson	4.16	.885	
Dave Murphy	4.07	.874	
UND Totals	4.27	.879	14-17-2
Opp Totals	3.73	.899	17-14-2
UND shutouts: none.			

1971-72

Overall: 21-14-1
WCHA: 18-10-0 (3rd)
Coach: Rube Bjorkman
Captains: Brian DePiero, Rick Wilson

N5	U.S. National Team#	L	1-8	
N7	U.S. National Team##	L	2-6	
N12	Notre Dame*	L	4-5	
N13	Notre Dame*	W	6-5	
N19	Minnesota-Duluth*	L	2-3	
N20	Minnesota-Duluth*	W	4-3	
N26	Wisconsin*	W	2-1	
N27	Wisconsin*	L	2-3	
D3	Denver*	W	8-4	
D4	Denver*	W	5-3	
D10	Michigan*	L	6-9	
D11	Michigan*	L	2-4	
D29	New Hampshire	W	9-3	
D30	New Hampshire	L	2-3	
J7	Michigan State*	L	1-7	
J8	Michigan State*	L	1-4	
J14	Minnesota*	W	7-3	
J15	Minnesota*	W	4-3	
J21	Colorado College*	W	8-7	OT
J22	Colorado College*	W	4-2	
J28	Michigan*	W	9-1	
J29	Michigan*	W	10-1	
F4	Denver*	W	4-3	OT
F5	Denver*	L	3-7	
F11	Minnesota-Duluth*	L	5-7	
F12	Minnesota-Duluth*	W	3-2	
F18	Michigan Tech*	W	10-3	
F19	Michigan Tech*	W	5-3	
F25	Minnesota*	W	4-2	
F26	Minnesota*	L	1-5	
M3	Michigan Tech*	W	6-5	
M4	Michigan Tech*	W	4-3	
WCHA PLAYOFFS				
M7	Michigan	W	5-1	
M8	Michigan	W	10-2	
M10	Wisconsin	T	1-1	
M11	Wisconsin	L	1-5	
# Coleraine, Minn.				
## Fargo, N.D.				
* WCHA Game				

1971-72 Stats					
GP	G	A	P	P/M	
Jim Cahoon	36	24	31	55	10/20
Earl Anderson	36	23	22	45	12/24
Alan Hangsleben	36	13	21	34	23/49
Dennis Johnson	33	13	20	33	7/14
Gerry Miller	34	17	13	30	20/51
Brian DePiero	35	12	16	28	6/12
Dave Bragnalo	36	9	19	28	5/10
Rick Wilson	34	7	20	27	39/89
Greg Cameron	35	11	13	24	12/24
Kelly Cross	36	9	13	22	0/0
Bob Law	35	6	12	18	5/10
Al Henry	35	2	12	14	31/62
Mike Lundby	35	1	11	12	10/23
Mike Lundbohm	23	6	4	10	3/6
Blaine Winters	19	3	1	4	1/2
Gary Ross	14	2	2	4	1/2
Gary Purpur	11	2	1	3	0/0
Bradley Colehour	14	1	1	2	0/0
Mark Jeffries	13	0	1	1	3/6
Ken Gibb	14	0	0	0	3/6
Dave Murphy	31	0	0	0	6/12
UND Totals	36	161	233	394	201/430
Opp Totals	36	137	220	357	229/528

Goaltending	GAA	SV%	W-L-T
Dave Murphy	3.74	.884	
Tim Delmore	3.80	.859	
UND Totals	3.75	.881	21-14-1
Opp Totals	4.47	.886	14-21-1
UND shutouts: none.			

1972-73

Overall: 17-17-2
WCHA: 13-15-2 (7th)
Coach: Rube Bjorkman
Captains: Earl Anderson, Jim Cahoon, Al Henry

N3	Michigan*	L	7-9	
N4	Michigan*	W	6-0	
N10	Colorado College*%	W	5-4	
N11	Colorado College*	W	8-6	
N17	Minnesota-Duluth*	L	1-6	
N18	Minnesota-Duluth*	W	5-4	
N24	Michigan State*	L	2-4	
N25	Michigan State*	W	7-1	
D2	Denver*^	W	5-4	
D3	Denver*^	L	1-6	
D8	U. of Manitoba	W	9-0	
D9	U. of Manitoba	W	11-2	
D16	Minnesota-Duluth*	W	8-6	
D17	Minnesota-Duluth*	W	4-2	
D29	U. of Alberta	W	5-3	
D30	U. of Alberta	W	5-1	
J5	Michigan Tech*	L	5-11	
J6	Michigan Tech*	W	4-1	
J12	Minnesota*	W	6-3	
J13	Minnesota*	T	2-2	OT
J19	Denver*	L	5-10	
J20	Denver*	L	3-5	
J26	Wisconsin*	L	3-8	
J27	Wisconsin*	L	3-4	
F2	Notre Dame*	L	3-9	
F3	Notre Dame*	W	3-2	
F9	Minnesota*	L	2-3	
F10	Minnesota*	L	1-5	
F16	Michigan Tech*	W	5-3	
F17	Michigan Tech*	W	8-6	
F23	Colorado College*	L	2-4	
F24	Colorado College*	L	1-3	
M2	Michigan*	T	4-4	OT
M3	Michigan*	L	2-3	
WCHA PLAYOFFS				
M5	Notre Dame	L	0-5	
M6	Notre Dame	L	3-8	

% First game in Winter Sports Center (later re-named Ralph Engelstad Arena)
 * WCHA Game
 ^ at Denver Coliseum

1972-73 Stats					
GP	G	A	P	P/M	
Jim Cahoon	31	15	36	52	15/30
Earl Anderson	36	17	30	47	6/12
Larry Drader	36	19	20	39	12/24
Gerry Miller	34	17	16	33	15/30
Alan Hangsleben	36	15	18	33	37/77
Mike Lundby	36	10	18	28	6/12
Rick Clubbe	33	8	15	23	15/30
Al Henry	36	8	15	23	25/50
Kelly Cross	32	7	15	22	5/10
Bob Lawson	34	5	12	17	15/38
Bob Law	33	7	8	15	7/14
Dennis Johnson	26	5	10	15	11/22
Daryl Drader	28	3	12	15	9/18
Gary Ross	34	6	7	13	1/2
Steve Gasparini	23	4	5	9	7/14
Ken Gibb	33	2	6	8	12/24
Tony Palmiscno	8	3	0	3	1/2
Brad Colehour	10	2	0	2	6/12
Jim Cruise	7	0	2	2	0/0
Blaine Winters	32	0	1	1	5/10
Ken Langlie	6	0	1	1	4/8
Tim Delmore	19	0	0	0	1/2
Dave Murphy	16	0	0	0	3/6
UND Totals	36	154	247	401	219/449
Opp Totals	36	157	242	399	228/499

Goaltending	GAA	SV%	W-L-T
Tim Delmore	4.26	.878	
Dave Murphy	4.59	.856	
Billy Kriski	3.00	.875	
UND Totals	4.33	.868	17-17-2
Opp Totals	4.28	.891	17-17-2
UND shutouts: Kriski 1, team 1.			

1973-74

Overall: 10-23-1
WCHA: 8-20-0 (10th)
Coach: Rube Bjorkman
Captains: Larry Drader, Alan Hangsleben

N2	St. Louis University	L	2-7	
N3	St. Louis University	L	3-4	OT
N9	Denver*	W	5-4	OT
N10	Denver*	L	0-3	
N16	Minnesota*	L	3-7	
N17	Minnesota*	L	3-11	
N23	Michigan Tech*#	L	5-7	
N24	Michigan Tech*#	L	1-8	
N30	Minnesota-Duluth*	W	4-3	
D1	Minnesota-Duluth*	W	4-3	
D7	Colorado College*	L	4-5	OT
D8	Colorado College*	L	4-10	
D14	Lake Superior State	W	7-3	
D15	Lake Superior State	W	7-2	
D26	St. Louis University+	L	2-4	
D27	Harvard+	T	2-2	OT
J4	Minnesota*	L	1-2	
J5	Minnesota*	L	1-2	
J11	Michigan*	W	4-2	
J12	Michigan*	L	2-6	
J18	Colorado College*	W	4-3	
J19	Colorado College*	W	2-0	
J25	Michigan State*	L	4-7	
J26	Michigan State*	L	5-6	
F1	Notre Dame*	W	7-5	
F2	Notre Dame*	L	3-7	
F8	Denver*	L	1-4	
F9	Denver*	L	2-8	
F15	Michigan Tech*	L	1-4	
F16	Michigan Tech*	L	0-10	
F22	Wisconsin*	W	5-4	OT
F23	Wisconsin*	L	1-7	
M1	Minnesota-Duluth*	L	2-4	
M2	Minnesota-Duluth*	L	2-5	
# Bismarck, N.D.				
+ Fireman's Tournament (St. Louis, Mo.)				
* WCHA Game				

1973-74 Stats					
GP	G	A	P	P/M	
Al Hangsleben	34	9	16	25	28/56
Tom Evans	34	11	13	24	9/18
Brad Becker	34	13	10	23	4/8
Roger Lamoureux	34	7	13	20	17/34
Bob DePiero	34	4	16	20	16/23
Terry Dennis	33	10	9	19	17/50
Ken Gibb	34	7	12	19	27/54
Rick Clubbe	31	9	9	18	13/34
Larry Drader	34	6	10	16	5/10
Dave Gawley	34	5	10	15	2/4
Jim Cruise	32	4	9	13	6/12
Daryl Drader	34	3	10	13	8/16
Joey Kompron	30	5	7	12	2/4
Tim Schroeder	16	3	6	9	3/9
Joe Russell	34	3	6	9	4/8
Tom Goddard	34	3	4	7	1/2
Joey Delure	11	0	2	2	1/2
Tony Palmiscno	7	0	2	2	0/0
Steve Fischer	18	1	0	1	1/2
Peter Waselovich	33	0	1	1	5/10
Scott Marvin	19	0	0	0	1/2
UND Totals	34	103	165	268	174/383
Opp Totals	34	169	245	414	206/439

Goaltending	GAA	SV%	W-L-T
Peter Waselovich	4.91	.874	
Gordon Hangsleben	3.74	.900	
UND Totals	4.88	.875	10-23-1
Opp Totals	3.03	.910	23-10-1
UND shutouts: Waselovich 1.			



1974-75

Overall: 6-28-2
 WCHA: 4-26-2 (10th)
 Coach: Rube Bjorkman
 Captains: Daryl Drader, Larry Drader, Ken Gibb

O19	Minnesota Duluth (Ex.)	L	2-3
O25	U. of Calgary	L	3-7
O26	U. of Calgary	W	9-4
N1	Denver*	L	4-5
N2	Denver*	W	4-2
N8	Minnesota*	L	4-5
N9	Minnesota*	L	0-5
N15	Michigan State*	L	4-7
N16	Michigan State*	L	2-6
N22	Notre Dame*	L	3-5
N23	Notre Dame*	L	2-3 OT
N29	Michigan Tech*	L	2-8
N30	Michigan Tech*	L	3-8
D6	St. Louis University	W	5-3
D8	St. Louis University	L	0-5
D13	Minnesota-Duluth*	L	1-6
D14	Minnesota-Duluth*	L	2-3
D27	Colorado College*	W	8-7 OT
D28	Colorado College*	L	2-4
J3	Michigan State*	L	4-5
J4	Michigan State*	L	4-5
J10	Denver*	L	4-8
J11	Denver*	W	5-4
J17	Michigan Tech*	L	4-6
J18	Michigan Tech*	L	1-6
J24	Notre Dame*	W	2-1
J25	Notre Dame*	L	2-5
J31	Wisconsin*	L	7-8
F1	Wisconsin*	T	2-2 OT
F7	Minnesota*	L	0-7
F8	Minnesota*	L	2-5
F14	Michigan*	L	1-7
F15	Michigan*	L	3-4
F21	Colorado College*	L	3-4
F22	Colorado College*	L	2-9
F28	Minnesota-Duluth*	T	6-6 OT
M1	Minnesota-Duluth*	L	5-7

*WCHA Game

1974-75 Stats	GP	G	A	P	P/M
Dave Geving	36	7	23	30	17/34
Joe Kompon	35	8	18	26	15/38
Bob DePiero	32	14	10	24	9/18
Brad Becker	36	10	14	24	9/18
Terry Dennis	35	8	16	24	12/48
Tom Goddard	34	8	15	23	13/34
Tom Evans	36	11	11	22	12/24
Larry Drader	26	9	10	19	15/38
Daryl Drader	35	6	10	16	11/38
Ken Gibb	36	3	10	13	16/32
Joe Delure	36	6	6	12	5/10
Rick Clubbe	36	4	8	12	13/51
Roger Lamoureux	36	5	6	11	11/22
Dave Gawley	35	6	4	10	9/18
Don Swartz	32	4	4	8	7/14
Tim Schroeder	34	1	6	7	7/14
Tom Brown	34	1	5	6	8/19
Joe Russell	33	2	3	5	10/20
Dave Kath	9	2	0	2	2/4
Dave Passolt	4	0	0	0	2/4
Bob Murphy	2	0	0	0	1/2
Les Strachen	2	0	0	0	1/2
Peter Waselovich	29	0	0	0	2/4
Gordon Hangsleben	8	0	0	0	2/4
UND Totals	36	115	179	294	321/554
Opp Totals	36	192	293	485	240/532

Goaltending	GAA	SV%	W-L-T
Peter Waselovich	5.50	.864	
Gordon Hangsleben	4.70	.863	
UND Totals	5.30	.864	6-28-2
Opp Totals	3.20	.910	28-6-2
UND shutouts:	none.		

1975-76

Overall: 15-21-0
 WCHA: 12-20-0 (t-7th)
 Coach: Rube Bjorkman
 Captains: Bob DePiero, Daryl Drader, Scott Marvin

O18	Minnesota (Ex.)	L	5-10
O24	St. Louis University	L	1-8
O25	St. Louis University	W	5-4 OT
O31	Michigan Tech*	L	2-5
N1	Michigan Tech*	W	8-5
N7	Michigan*	L	1-11
N8	Michigan*	L	4-5 OT
N14	Colorado College*	L	4-7
N15	Colorado College*	L	4-5
N21	Minnesota-Duluth*	W	5-4
N22	Minnesota-Duluth*	L	2-4
N28	Michigan State*	L	4-6
N29	Michigan State*	L	3-8
D5	Minnesota*	L	2-4
D6	Minnesota*	W	6-3
D26	U. of Winnipeg	W	10-1
D28	U. of Winnipeg	W	7-0
J2	Notre Dame*	L	3-5
J3	Notre Dame*	L	3-5
J9	Wisconsin*	W	6-5 OT
J10	Wisconsin*	W	5-2
J16	Colorado College*	W	4-2
J17	Colorado College*	W	3-2
J23	Denver*	L	4-8
J24	Denver*	L	2-7
J30	Michigan*	L	1-2
J31	Michigan*	W	6-2
F6	Minnesota-Duluth*	W	6-2
F7	Minnesota-Duluth*	L	2-5
F13	Michigan State*	W	6-2
F14	Michigan State*	L	1-7
F20	Michigan Tech*	L	2-12
F21	Michigan Tech*	L	2-5
F27	Denver*	W	4-2
F28	Denver*	L	6-7 OT
M5	Minnesota*	L	3-5
M6	Minnesota*	W	5-1

*WCHA Game

1975-76 Stats	GP	G	A	P	P/M
Roger Lamoureux	36	15	26	41	15/30
Rick Clubbe	35	16	24	40	14/36
Joe Delure	26	10	23	33	12/32
Brad Becker	36	18	14	32	20/72
Tom Goddard	35	16	15	31	13/26
Bob DePiero	36	13	18	31	14/28
Dave Geving	33	8	20	28	22/44
Mike Burggraf	35	7	21	28	15/30
Don Swartz	36	5	16	21	27/54
Bill Himmelright	36	3	18	21	20/40
Rob Mihulka	35	10	10	20	10/20
Mike Neitzke	36	8	8	16	11/22
Daryl Drader	22	4	10	14	8/16
Scott Nieland	32	2	10	12	11/22
Scott Marvin	35	3	6	9	44/96
Dave Tremblay	28	3	1	4	9/18
Jim Gliniany	28	1	2	3	1/2
Rick Myers	22	0	1	1	0/0
John Myhre	7	0	1	1	0/0
Mark Arnett	10	0	0	0	1/2
Peter Waselovich	20	0	0	0	4/19
Bill Stankoven	17	0	0	0	0/0
UND Totals	36	142	244	386	272/614
Opp Totals	36	168	281	449	301/671

Goaltending	GAA	SV%	W-L-T
Peter Waselovich	4.78	.872	
Bill Stankoven	4.41	.887	
UND Totals	4.61	.879	15-21-0
Opp Totals	3.94	.896	21-15-0
UND shutouts:	Waselovich 1.		

1976-77

Overall: 19-19-0
 WCHA: 16-16-0 (5th)
 Coach: Rube Bjorkman
 Captains: Bob DePiero (C), Tom Goddard (A), Roger Lamoureux (A)

O22	U. of Alberta	W	7-3
O23	U. of Alberta	L	0-1
O29	Denver*	W	9-6
O30	Denver*	W	7-6
N5	Colorado College*	W	4-3
N6	Colorado College*	L	3-5
N12	Minnesota-Duluth*	W	5-2
N13	Minnesota-Duluth*	W	9-6
N19	Minnesota*	W	4-3
N20	Minnesota*	L	2-3
N26	Michigan State*	W	6-2
N27	Michigan State*	W	5-4
D3	Michigan Tech*	W	6-3
D4	Michigan Tech*	W	7-6
D10	Wisconsin*	L	2-6
D11	Wisconsin*	L	6-11
D29	U. of Saskatchewan	W	11-5
D30	U. of Saskatchewan	W	11-2
J7	Michigan Tech*	L	3-4 OT
J8	Michigan Tech*	W	6-3
J14	Wisconsin*	L	6-7 OT
J15	Wisconsin*	L	7-8 OT
J21	Minnesota-Duluth*	L	5-8
J22	Minnesota-Duluth*	L	3-7
J28	Michigan*	W	6-1
J29	Michigan*	W	8-2
F4	Denver*	L	2-5
F5	Denver*	L	3-4
F11	Notre Dame*	L	5-6
F12	Notre Dame*	L	5-10
F18	Colorado College*	W	5-4
F19	Colorado College*	W	11-2
F25	Michigan State*	W	6-3
F26	Michigan State*	L	2-3
M4	Minnesota*	L	4-7
M5	Minnesota*	L	6-8

WCHA PLAYOFFS

M9	Denver	L	3-8
M10	Denver	L	2-7

*WCHA Game

1976-77 Stats	GP	G	A	P	P/M
Roger Lamoureux	38	21	40	61	24/48
Mark Taylor	38	22	28	50	5/10
Brad Becker	37	25	19	44	14/42
Joe Delure	38	22	20	42	18/44
Mike Burggraf	37	16	26	42	31/73
Rick Zaparniuk	37	10	30	40	9/18
Tom Goddard	38	13	25	38	17/40
Erwin Martens	38	17	15	32	14/28
Bill Himmelright	37	5	27	32	29/66
Rob Mihulka	38	11	18	29	19/38
Bob DePiero	36	7	22	29	16/35
Brad Cox	38	4	22	26	18/36
Rick Myers	33	7	14	31	7/17
Dave Colborne	14	7	11	18	28/72
Don Swartz	35	8	9	17	13/26
Mark Berge	32	1	8	9	5/10
Jim Gliniany	31	4	3	7	0/0
Scott Marvin	33	1	6	7	54/103
Jeff Norby	17	1	3	4	4/8
Dave Geving	8	0	4	4	6/12
Peter Waselovich	22	0	1	1	1/2
Bill Stankoven	17	0	0	0	0/0
Robert Hillstrom	2	0	0	0	0/0
UND Totals	38	202	351	553	337/741
Opp Totals	38	184	309	493	345/773

Goaltending	GAA	SV%	W-L-T
Peter Waselovich	4.27	.893	
Bill Stankoven	5.44	.876	
UND Totals	4.84	.884	19-19-0
Opp Totals	5.32	.866	19-19-0
UND shutouts:	none.		

1977-78

Overall: 15-22-1
 WCHA: 13-19-0 (t-5th)
 Coach: Rube Bjorkman
 Captains: Scott Marvin (C), Mike Burggraf (A), Bill Himmelright (A)

O16	Minnesota (Ex.)%	W	4-3
O21	U. of British Columbia#	W	5-4
O22	U. of British Columbia	L	5-7
O28	Michigan State*	L	3-5
O29	Michigan State*	W	8-4
N4	Minnesota-Duluth*	W	5-3
N5	Minnesota-Duluth*	L	4-5 OT
N11	Minnesota*	L	7-8 OT
N12	Minnesota*	L	3-6
N18	Colorado College*	L	3-6
N19	Colorado College*	W	6-5
N25	Michigan Tech*	L	0-7
N26	Michigan Tech*	W	5-4
D2	Denver*	L	3-10
D3	Denver*	L	3-8
D9	Notre Dame*	L	3-4
D10	Notre Dame*	L	4-5 OT
D28	Northern Michigan	W	8-4
D29	Northern Michigan	L	4-5
J6	Denver*	W	8-6
J7	Denver*	L	3-4 OT
J13	Colorado College*	L	3-9
J14	Colorado College*	W	9-4
J20	Michigan*	W	12-10
J21	Michigan*	L	2-5
F3	Minnesota-Duluth*	L	4-5
F4	Minnesota-Duluth*	W	7-2
F10	Michigan State*	W	4-2
F11	Michigan State*	L	3-5
F17	Michigan Tech*	L	4-8
F18	Michigan Tech*	L	4-7
F24	Wisconsin*	L	5-7
F25	Wisconsin*	W	4-2
F27	Notre Dame*	W	5-3
F28	Notre Dame*	W	4-2
M3	Minnesota*	W	6-2
M4	Minnesota*	L	2-4

WCHA PLAYOFFS

M10	Michigan Tech	T	2-2
M11	Michigan Tech	L	2-3 OT

%Hibbing, Minn.

Minot, N.D.

*WCHA Game

1977-78 Stats	GP	G	A	P	P/M
Bill Himmelright	37	11	41	52	25/50
Doug Smail	38	22	28	50	26/52
Rick Zaparniuk	38	16	31	47	16/32
Rick Myers	38	20	26	46	8/16
Mike Burggraf	38	12	33	45	27/54
Mark Taylor	37	18	22	40	10/28
Brad Cox	38	9	28	37	25/66
Mike Stone	38	10	17	27	18/55
Erwin Martens	34	12	12	24	14/28
Dave Christian	38	8	16	24	7/14
Rob Mihulka	37	5	12	17	9/18
Don Swartz	35	10	6	16	14/37
Jim Gliniany	38	5	9	14	5/10
Paul Kryworuchka	36	5	9	14	15/30
Paul Chadwick	34	6	6	12	18/50
Marc Chorney	38	1	8	9	27/54
Scott Marvin	34	1	6	7	36/96
Mark Berge	37	0	3	3	11/22
Dean Arnett	7	1	1	2	2/4
Bill Stankoven	24	0	0	0	0/0
UND Totals	38	172	314	486	315/720
Opp Totals	38	192	315	507	311/679

Goaltending	GAA	SV%	W-L-T
Bill Stankoven	4.92	.882	
Mel Donnelly	5.14	.874	
UND Totals	5.05	.880	1



1978-79

WCHA CHAMPIONS

Overall: 30-11-1

WCHA: 22-10-0 (1st)

Coach: John "Gino" Gasparini

Captains: Mike Burggraf, Bill Himmelright, Mark Taylor

Table listing 1978-79 season results for WCHA and NCAA tournaments, including opponents, scores, and game types.

% Exhibition game (Minot, N.D.)

Phoenix, Ariz.

\$\$ Semifinal (Detroit, Mich.)

\$\$\$ Title game (Detroit, Mich.)

* WCHA Game

^ Hall of Fame Ex. Game (Eveleth, Minn.)

1978-79 Stats table with columns for GP, G, A, P, P/M and player names.

Statistical table for 1978-79 season with columns for player name and various stats.

Goaltending table for 1978-79 season with columns for GAA, SV%, and W-L-T.

1979-80

NCAA CHAMPIONS

WCHA CHAMPIONS

Overall: 31-8-1

WCHA: 21-6-0 (1st)

Coach: John "Gino" Gasparini

Captains: Mark Taylor (C), Marc Chorney (A), Erwin Martens (A)

Table listing 1979-80 season results for NCAA and WCHA tournaments, including opponents and scores.

Table listing 1979-80 season results for WCHA playoffs, including opponents and scores.

1979-80 Stats table with columns for GP, G, A, P, P/M and player names.

1979-80 Stats table with columns for GP, G, A, P, P/M and player names.

Statistical table for 1979-80 season with columns for player name and various stats.

Goaltending table for 1979-80 season with columns for GAA, SV%, and W-L-T.

1980-81

Overall: 21-15-2

WCHA: 14-12-2 (5th)

Coach: John "Gino" Gasparini

Captains: Marc Chorney (C), Paul Chadwick (A), Phil Sykes (A)

Table listing 1980-81 season results for WCHA and NCAA tournaments, including opponents and scores.

1980-81 Stats table with columns for GP, G, A, P, P/M and player names.

Statistical table for 1980-81 season with columns for player name and various stats.

Goaltending table for 1980-81 season with columns for GAA, SV%, and W-L-T.

1981-82

NCAA CHAMPIONS

WCHA CHAMPIONS

Overall: 35-12-0

WCHA: 19-7-0 (1st)

Coach: John "Gino" Gasparini

Captains: Cary Eades, Phil Sykes

Table listing 1981-82 season results for WCHA and NCAA tournaments, including opponents and scores.



M14 Wisconsin L 1-3
NCAA TOURNAMENT
M19 Clarkson W 5-1
M20 Clarkson W 2-1
 M25 Northeastern\$\$ W 6-2
 M27 Wisconsin\$\$\$ W 5-2
+ RPI Holiday Tournament (Troy, N.Y.)
\$ Quarterfinal series
\$\$ Semifinal (Providence, R.I.)
\$\$\$ Title game (Providence, R.I.)
** WCHA Game*

1981-82 Stats

GP	G	A	P	P/M	
Phil Sykes	45	39	24	63	10/20
Troy Murray	42	22	29	51	31/62
Cary Eades	41	21	23	44	26/52
Gord Sherven	46	18	25	43	8/16
David Tippett	43	13	28	41	12/24
Dusty Carroll	46	19	12	31	8/24
Craig Ludwig	47	5	26	31	31/70
James Patrick	42	5	24	29	113/26
Dan Brennan	42	10	17	27	39/78
Jim Archibald	41	10	16	26	48/96
Dave Donnelly	38	10	15	25	19/38
Mike Stone	46	4	20	24	34/68
Glen White	35	10	12	22	7/14
Steve Palmiscno	29	9	10	19	2/4
Dean Dachyshyn	30	6	13	19	36/82
Rick Zombo	45	1	15	16	14/31
Bill Whatsitt	46	3	11	14	5/10
Dean Barsness	18	4	9	13	0/0
Frank Burggraf	24	3	9	12	8/16
Glen Fester	34	1	7	8	10/20
Troy Magnuson	22	3	4	7	0/0
Eddie Christian	23	1	2	3	7/14
Jon Casey	18	0	0	0	0/0
Darren Jensen	16	0	0	0	1/2
Pierre Lamoureux	16	0	0	0	3/9
UND Totals	47	218	357	575	385/802
Opp Totals	47	143	223	366	347/739

Goaltending

GAA	SV%	W-L-T
Jon Casey	2.77	.908
Darren Jensen	2.96	.892
Pierre Lamoureux	3.24	.896
UND Totals	3.04	.897 35-12-0
Opp Totals	4.64	.868 12-35-0

UND shutouts: Casey 1, Jensen 1.

1982-83

Overall: 21-13-2
WCHA: 16-9-1 (2nd)
Captain: John "Gino" Gasparini
Captains: Dusty Carroll, Dean Dachyshyn

O8 U. of British Columbia L 3-4 OT
O9 U. of British Columbia L 1-2
O15 U. of Regina W 7-2
O16 U. of Regina W 6-2
 O22 Providence L 3-6
 O23 Providence W 6-2
O29 Minnesota-Duluth* L 2-3
O30 Minnesota-Duluth* L 3-4 OT
 N5 Denver* L 2-4
 N6 Denver* W 7-5
 N12 Colorado College* W 8-2
 N13 Colorado College* L 3-4
N19 Wisconsin* W 6-2
N20 Wisconsin* W 4-0
N26 U.S. International W 5-3
N27 U.S. International W 6-1
 D3 Minnesota* W 5-4
 D4 Minnesota* L 2-5
 D10 Denver* W 7-2
 D11 Denver* W 4-1
 D26 Dukla Jihlava (Czech.) L 4-7
 D27 Davos Verstark (Switz.) W 6-4
 D28 Spartak Moscow! L 1-8
 D29 Kolner EC (W. Ger.)! L 2-5
 J1 Spartak Moscow@ L 4-8
 J2 Spartak Moscow% T 3-3
J7 Denver* W 7-2

J8 Denver* W 7-2
J14 Colorado College* W 9-3
J15 Colorado College* W 8-1
J18 Team USA^ W 6-5
 J21 Minnesota-Duluth* L 0-3
 J22 Minnesota-Duluth* W 3-2
 J28 Wisconsin* T 2-2 OT
 J29 Wisconsin* W 3-1
F4 Colorado College* W 8-2
F5 Colorado College* W 5-3
F11 Minnesota* L 2-5
F12 Minnesota* L 1-2
 F18 Minnesota-Duluth* L 2-5
 F19 Minnesota-Duluth* W 5-2

WCHA PLAYOFFS
M4 Wisconsin T 1-1
M5 Wisconsin L 5-63OT
! Spengler Cup (Davos, Switzerland)
@ Exh. Game (Kreuzlinger, Switzerland)
% Exhibition Game (Lucerne, Switzerland)
** WCHA Game*
^ Exhibition Game

1982-83 Stats

GP	G	A	P	P/M	
James Patrick	36	12	36	48	13/29
David Tippett	36	15	31	46	22/44
Dusty Carroll	33	18	17	35	17/37
Dave Donnelly	34	18	16	34	42/106
Gord Sherven	36	12	21	33	8/16
Glen White	34	16	15	31	9/18
Brian Williams	36	12	11	23	14/28
Jim Archibald	33	7	14	21	40/91
Dan Brennan	31	9	11	20	23/60
Dean Barsness	34	7	12	19	3/6
Rick Zombo	33	5	11	16	16/41
Steve Palmiscno	31	2	13	15	7/14
Glen Fester	34	0	11	11	15/30
Glen Klotz	35	2	8	10	15/30
Randy Maxwell	26	4	5	9	5/10
Tim Mishler	18	4	4	8	0/0
Scott Sandelin	30	1	6	7	5/10
Dean Dachyshyn	20	5	1	6	14/28
Eddie Christian	21	5	1	6	6/15
Chris Jensen	13	3	3	6	14/28
Bill Whatsitt	28	0	6	6	4/11
Tim Loven	9	1	2	3	1/2
Darren Jensen	16	0	1	1	0/0
Pierre Lamoureux	5	0	1	1	0/0
Jon Casey	17	0	1	1	2/4
Jay Ness	9	0	0	0	2/4
Jim Meuwissen	3	0	0	0	1/2
UND Totals	36	158	258	416	301/664
Opp Totals	36	100	169	269	275/621

Goaltending

GAA	SV%	W-L-T
Jon Casey	2.51	.923
Darren Jensen	3.00	.901
Pierre Lamoureux	3.02	.902
UND Totals	2.78	.912 21-13-2
Opp Totals	4.39	.882 13-21-2

UND shutouts: Lamoureux 1.

1983-84

Overall: 31-12-2
WCHA: 16-8-2 (2nd)
Captain: John "Gino" Gasparini
Captains: Dan Brennan, Bill Whatsitt, Rick Zombo

O14 Providence W 6-2
O15 Providence L 2-4
 O21 Wisconsin* W 5-2
 O22 Wisconsin* W 3-2
O28 Minnesota-Duluth* W 6-4
O29 Minnesota-Duluth* W 7-2
 N4 Colorado College* W 5-2
 N5 Colorado College* W 4-2
N11 Denver* W 9-0
N12 Denver* W 4-3 OT
 N18 Minnesota* L 3-4
 N19 Minnesota* L 0-1
N25 Maine W 5-1
N26 Maine W 7-4

D2 Denver* L 2-3
 D3 Denver* W 6-2
D9 Colorado College* W 4-3
D10 Colorado College* W 5-1
D16 U.S. International W 7-4
D17 U.S. International W 7-1
 D29 St. Lawrence+ W 5-2
 D30 Colgate+ W 2-3
 J5 Boston College++ W 4-3 OT
 J6 Northeastern++ W 8-5
 J8 Alaska Anchorage++ W 3-2
J13 Denver* W 6-5
J14 Denver* W 7-6 OT
 J20 Minnesota* W 3-1
 J21 Minnesota* L 4-7
 J27 Minnesota-Duluth* L 1-4
 J28 Minnesota-Duluth* T 4-4 OT
F3 Wisconsin* T 3-3 OT
F4 Wisconsin* L 4-6
 F10 Colorado College* W 8-0
 F11 Colorado College* W 7-4
F17 Minnesota* L 4-5
F18 Minnesota* L 3-6

WCHA PLAYOFFS
M2 Minnesota W 4-3
M3 Minnesota W 5-4
 M10 Minnesota-Duluth+++ L 1-8
 M11 Minnesota-Duluth+++ W 5-4
NCAA TOURNAMENT
 M16 Rensselaer\$ W 5-4
 M17 Rensselaer\$ W 4-2
 M22 Minnesota-Duluth\$\$ L 1-2 OT
 M24 Michigan State^ W 6-5 OT
+ Syracuse Tournament (Syracuse, N.Y.)
++ At First Inter-State Classic Tourney (Anchor- age, Alaska)
+++ Minneapolis, Minn.
\$ Quarterfinal Series
\$\$ Semifinal (Lake Placid, N.Y.)
^ Third-place Game (Lake Placid, N.Y.)
** WCHA Game*

1983-84 Stats

GP	G	A	P	P/M	
Dan Brennan	45	28	37	65	18/36
Perry Berezan	44	28	24	52	13/29
Chris Jensen	44	24	25	49	47/100
Brian Williams	45	17	31	48	27/62
Jim Archibald	44	21	15	36	78/156
Rick Zombo	34	7	24	31	20/40
Dean Barsness	45	11	18	29	5/10
Scott Sandelin	41	4	23	27	12/24
Malcolm Parks	33	11	10	21	21/42
Glen Klotz	26	3	16	19	7/14
Steve Palmiscno	25	9	9	18	9/18
Mickey Krampotich	36	9	9	18	6/12
Bill Whatsitt	45	5	13	18	19/38
Eddie Christian	42	5	12	17	25/53
Perry Nakonechny	29	6	7	13	6/12
Randy Maxwell	20	3	10	13	4/14
Gord Sherven	10	5	5	10	2/4
Jim Meuwissen	27	2	8	10	10/20
Brad Berry	32	2	7	9	4/8
Mark Huglen	29	1	7	8	5/10
Bill Claviter	18	2	5	7	2/4
Tim Loven	35	0	7	7	7/14
Jeff Bredahl	20	1	4	5	5/10
Tarek Howard	24	0	1	1	7/14
Craig Perry	2	0	1	1	0/0
Jon Casey	37	0	1	1	10/20
Greg Strome	7	0	0	0	1/2
UND Totals	45	204	329	533	376/775
Opp Totals	45	145	227	372	355/743

Goaltending

GAA	SV%	W-L-T
Jon Casey	3.13	.910
Greg Strome	3.81	.879
Craig Perry	2.50	.898
UND Totals	3.22	.905 31-12-2
Opp Totals	4.53	.872 12-31-2

UND shutouts: Casey 2.

1984-85

Overall: 24-16-2
WCHA: 19-14-1 (4th)
Captain: John "Gino" Gasparini
Captains: Scott Sandelin, Jim Archibald

O12 Providence# L 4-5
 O13 Providence# L 3-7
O19 Northern Arizona W 9-3
O20 Northern Arizona W 6-2
 O26 Boston College# W 7-5
 O28 Boston College# L 3-4
 N2 Denver* W 5-4 OT
 N3 Denver* T 4-4 OT
N9 Northeastern# W 5-3
N10 Northeastern# W 4-1
N16 New Hampshire# W 4-3
N17 New Hampshire# W 11-0
N23 Rensselaer W 7-6 OT
N24 Rensselaer L 2-8
 N30 Wisconsin* L 5-6 OT
 D1 Wisconsin* L 2-3
D7 Minnesota-Duluth* L 3-4
D8 Minnesota-Duluth* W 6-5
D14 Minnesota* W 4-1
D15 Minnesota* L 3-5
 D28 Maine# W 7-4
 D29 Maine# L 5-6
J4 Boston University# W 9-3
J5 Boston University# W 5-2
J11 Lowell# W 2-1
J12 Lowell# W 3-2
 J18 Colorado College* L 3-4 OT
 J19 Colorado College* W 5-2
J25 Michigan Tech* W 8-0
J26 Michigan Tech* W 4-2
 F1 Northern Michigan* L 4-5 OT
 F2 Northern Michigan* L 2-6
F8 Denver* L 3-4 OT
F9 Denver* L 4-6
F15 Colorado College* W 4-1
F16 Colorado College* W 6-1
 F22 Minnesota* W 6-1
 F23 Minnesota* L 2-5

WCHA PLAYOFFS
M1 Denver W 7-1
M2 Denver W 8-4
 M8 Minnesota-Duluth T 4-4
 M9 Minnesota-Duluth L 4-6
WCHA-HEA Game
** WCHA Game*

1984-85 Stats

GP	G	A	P	P/M	
Jim Archibald	41	37	24	61	81/197
Perry Berezan	42	23	35	58	16/32
Tony Hrkac	36	18	36	54	8/16
Chris Jensen	40	25	27	52	41/80
Brian Williams	41	20	27	47	19/41
Glen Klotz	40	7	35	42	23/49
Bob Joyce	41	18	16	34	5/10
Brad Berry	40	4	26	30	13/26
Mickey Krampotich	38	10	16	26	7/14
Scott Sandelin	38	4	17	21	15/30
Todd Norman	42	10	6	16	23/46
Bill Claviter	34	6	8	14	5/10
Tom Benson	39	2	11	13	32/72
Perry Nakonechny	34	7	5	12	13/26
Malcolm Parks	39	4	7	11	19/41
Tim Loven	36	0	9	9	5/10
Steve Johnson	25	2	6	8	6/15
Scott Dub	26	2	3	5	12/24
Jeff Bowen	11	2	2	4	1/2
Tarek Howard	24	1	3	4	7/17
Rick Forst	17	0	3	3	4/8
Lee Brodeur	13	0	2	2	3/6
Scott Brower	31	0	1	1	0/0
Jay Ness	10	0	0	0	2/4
Greg Strome	13	0	0	0	1/2
Mark Johnson	1	0	0	0	1/2
Jay Caulfield	1	0	0	0	0/0
Team	42	0	0	0	4/8
UND Totals	42	202	325	527	367/800
Opp Totals	42	148	242	390	384/829



2013-14 NORTH DAKOTA HOCKEY

Goaltending	GAA	SV%	W-L-T
Scott Brower	3.28	.899	15-12-2
Greg Strome	3.70	.874	9-4-0
Craig Perry	6.67	.875	0-0-0
UND Totals	3.52	.891	24-16-2
Opp Totals	4.81	.875	16-24-2
UND shutouts: Brower 2.			

1985-86

Overall: 24-16-1
WCHA: 19-14-1 (6th)
Coach: John "Gino" Gasparini
Captains: Scott Sandelin (C), Brian Williams (C), Glen Klotz (C), Mickey Krampotich (A), Ian Kidd (A)

O11 Team Canada [^]	W	6-4
O18 Minnesota-Duluth*	L	4-5
O19 Minnesota-Duluth*	L	1-4
O25 Michigan Tech*	W	8-1
O26 Michigan Tech*	L	2-3
N1 Northern Michigan*	W	5-4
N2 Northern Michigan*	L	6-7
N8 New Hampshire#	W	4-2
N9 New Hampshire#	W	7-4
N15 Minnesota*	W	7-4
N16 Minnesota*	L	2-3
N22 Wisconsin*	L	1-8
N23 Wisconsin*	L	2-6
N29 Maine#	W	5-4 OT
N30 Maine#	W	6-3
D6 Lowell#	L	1-3
D7 Lowell#	W	3-2
D13 Northern Arizona	W	12-1
D14 Northern Arizona	W	5-4
D20 Alaska Anchorage	W	5-0
D21 Alaska Anchorage	W	3-2
D27 Boston College#	L	2-3
D28 Boston College#	W	4-3
J3 Northeastern#	L	5-7
J4 Northeastern#	T	4-4 OT
J10 Minnesota-Duluth*	L	3-4
J11 Minnesota-Duluth*	W	8-7 OT
J17 Wisconsin*	W	8-2
J18 Wisconsin*	W	6-4
J24 Boston University#	W	7-4
J25 Boston University#	W	8-3
J31 Providence#	W	4-1
F1 Providence#	W	5-2
F7 Denver*	L	3-6
F8 Denver*	W	7-3
F14 Colorado College*	W	6-3
F15 Colorado College*	W	9-6
F21 Minnesota*	L	3-6
F22 Minnesota*	L	0-6

WCHA PLAYOFFS

M1 Wisconsin	L	2-6
M2 Wisconsin	L	5-6

[^] Counted on season record

WCHA-HEA Game

* WCHA Game

1985-86 Stats	GP	G	A	P	P/M
Chris Jensen	34	25	40	65	21/53
Brian Williams	40	22	40	62	29/61
Bob Joyce	38	31	28	59	20/40
Scott Sandelin	40	7	31	38	19/38
Mickey Krampotich	34	18	17	35	7/14
Brad Berry	40	6	29	35	13/26
Glen Klotz	39	6	28	34	15/33
Steve Johnson	38	8	20	28	9/18
Scott Dub	40	11	13	24	41/82
Ian Kidd	37	6	16	22	31/65
Perry Nakonechny	38	8	12	20	14/28
Malcolm Parks	39	6	14	20	15/38
Scott Koberinski	31	5	9	14	3/6
Bill Claviter	35	4	10	14	17/34
Jeff Bowen	38	9	4	13	20/40
Tarek Howard	32	2	11	13	14/28
Rick Forst	32	7	4	11	11/22
Tom Benson	31	1	6	7	26/55
Todd Norman	19	4	1	5	12/32
Mike LaMoine	13	0	4	4	5/10

Grant Paranica	6	2	0	2	0/0
Tim Loven	16	0	1	1	2/4
Greg Strome	21	0	1	1	1/2
Jim Steen	8	0	0	0	1/2
Scott Brower	20	0	0	0	0/0
Bench					5/10
UND Totals	40	188	339	527	351/741
Opp Totals	40	156	250	406	352/756

Goaltending	GAA	SV%	W-L-T
Scott Brower	3.47	.886	
Greg Strome	3.90	.871	
Craig Perry	5.00	.859	
UND Totals	3.90	.876	24-16-1
Opp Totals	4.70	.883	16-24-1
UND shutouts: Brower 1.			

1986-87

NCAA CHAMPIONS

WCHA CHAMPIONS

Overall: 40-8-0
WCHA: 29-6-0 (1st)
Coach: John "Gino" Gasparini
Captains: Bob Joyce (C), Mickey Krampotich (A), Ian Kidd (A)

O10 Minnesota-Duluth*	W	6-2
O11 Minnesota-Duluth*	W	7-1
O17 Denver*	W	5-2
O18 Denver*	W	11-5
O24 Northern Michigan*	W	8-4
O25 Northern Michigan*	W	6-4
O31 Wisconsin*	W	9-4
N1 Wisconsin*	W	6-2
N7 Michigan Tech*	L	5-8
N8 Michigan Tech*	W	4-2
N14 Minnesota*	W	4-1
N15 Minnesota*	L	1-4
N21 Colorado College*	W	7-3
N22 Colorado College*	W	11-2
N28 New Hampshire#	W	10-0
N30 Yale	W	6-4
D5 Colorado College*	W	4-3 OT
D6 Colorado College*	L	2-3
D12 U.S. International	L	3-5
D13 U.S. International	W	6-3
D27 Maine#	L	4-5
D28 Lowell#	L	1-4
J2 Boston College#	W	7-5
J4 Boston University#	W	4-3
J9 Minnesota*	W	5-2
J10 Minnesota*	W	4-2
J16 Providence#	W	5-1
J18 Northeastern#	W	4-1
J23 Michigan Tech*	W	11-2
J24 Michigan Tech*	W	11-2
J30 Wisconsin*	W	5-4
J31 Wisconsin*	W	2-1
F6 Minnesota-Duluth*	W	5-0
F7 Minnesota-Duluth*	W	9-3
F13 Denver*	W	4-1
F14 Denver*	W	5-2
F20 Northern Michigan*	L	3-6
F21 Northern Michigan*	W	5-0

WCHA PLAYOFFS

F28 Minnesota-Duluth	W	5-3
M1 Minnesota-Duluth	W	8-1
M6 Colorado College	W	6-2
M7 Colorado College	L	1-2
M13 Minnesota	W	5-3
N14 Minnesota	W	5-3

NCAA TOURNAMENT

M20 St. Lawrence ^{\$}	W	3-1
M21 St. Lawrence ^{\$}	W	6-3
M26 Harvard ^{\$\$}	W	5-2
M28 Michigan State ^{\$\$\$}	W	5-3

WCHA-HEA Game

* WCHA Game

^{\$} Quarterfinal Series

^{\$\$} Semifinal (Detroit, Mich.)

\$\$\$ Title Game (Detroit, Mich.)

1986-87 Stats	GP	G	A	P	P/M
Tony Hrkac	48	46	70	116	21/48
Bob Joyce	48	52	37	89	21/42
Steve Johnson	48	26	44	70	19/38
Ian Kidd	47	13	47	60	29/58
Mickey Krampotich	47	27	27	54	9/18
Scott Koberinski	48	19	27	46	17/34
Malcolm Parks	48	18	21	39	25/50
Lee Davidson	41	16	12	28	31/65
Perry Nakonechny	43	6	14	20	21/42
Tom Benson	47	0	20	20	36/80
Scott Dub	46	11	8	19	35/81
Brent Bobyck	46	8	11	19	8/16
Russ Parent	47	2	17	19	21/50
Mike LaMoine	47	2	17	19	18/36
Grant Paranica	42	5	10	15	19/38
Murray Baron	41	4	10	14	31/62
Jeff Bowen	45	5	8	13	17/42
Tarek Howard	32	1	9	10	19/38
Bill Claviter	20	2	2	4	5/10
Darryn Fossand	16	1	2	3	4/8
Ed Belfour	34	0	2	2	3/6
Gary Kaiser	9	0	1	1	9/18
Scott Brower	15	0	1	1	2/4
Scott Brickey	5	0	1	1	2/4
Rick Forst	1	0	0	0	0/0
UND Totals	48	264	418	682	422/888
Opp Totals	48	129	181	310	455/947

Goaltending	GAA	SV%	W-L-T
Ed Belfour	2.43	.915	
Scott Brower	3.09	.865	
Greg Strome	4.48	.875	
UND Totals	2.69	.902	40-8-0
Opp Totals	5.50	.851	8-40-0
UND shutouts: Belfour 3.			

1987-88

Overall: 21-20-1
WCHA: 16-18-1 (5th)
Coach: John "Gino" Gasparini
Captains: Steve Johnson (C), Scott Dub (A), Tom Benson (A)

O9 Michigan Tech*	W	4-3 OT
O10 Michigan Tech*	W	5-2
O16 Minnesota*	L	2-4
O17 Minnesota*	L	2-5
O23 Minnesota-Duluth*	L	4-6
O24 Minnesota-Duluth*	L	5-8
O30 Alaska Anchorage	W	4-3
O31 Alaska Anchorage	W	4-2
N6 Colorado College*	T	3-3 OT
N7 Colorado College*	W	5-2
N13 Wisconsin*	W	4-3
N14 Wisconsin*	L	4-5
N20 Denver*	W	5-4
N21 Denver*	L	2-4
N27 Northeastern#	L	4-5 OT
N29 Providence#	W	6-4
D4 Northern Michigan*	W	5-3
D5 Northern Michigan*	L	3-8
D11 Michigan Tech*	L	3-4
D12 Michigan Tech*	L	4-5 OT
J2 Lowell#	L	4-6
J4 Maine#	W	8-6
J8 Minnesota*	L	3-4
J9 Minnesota*	L	3-7
J11 U.S. National Team [^]	L	2-12
J14 Boston College#	W	2-1
J16 Boston University#	L	2-4
J17 New Hampshire#	W	6-2
J22 Denver*	L	3-4 OT
J23 Denver*	W	4-2
J29 Wisconsin*	L	3-4
J30 Wisconsin*	L	4-5 OT
F5 Colorado College*	W	6-1
F6 Colorado College*	W	9-3
F12 Northern Michigan*	W	6-2
F13 Northern Michigan*	L	4-5
F19 Minnesota-Duluth*	W	4-3 OT

F20 Minnesota-Duluth*	W	6-3
WCHA PLAYOFFS		
F26 Michigan Tech	W	5-4
F27 Michigan Tech	L	3-6
F28 Michigan Tech	W	4-3 OT
M6 Wisconsin**	L	1-2
M7 Minnesota-Duluth**	W	6-0

[^] Exhibition Game

WCHA-HEA Game

* WCHA Game

** WCHA Playoff Championship (St. Paul)

1987-88 Stats	GP	G	A	P	P/M
Steve Johnson	42	34	51	85	14/28
Lee Davidson	40	22	24	46	29/74
Grant Paranica	42	21	20	41	28/61
Garry Valk	38	23	12	35	32/64
Scott Koberinski	41	9	26	35	14/28
Neil Eisenhut	42	12	20	32	7/14
Brent Bobyck	41	10	20	30	15/43
Russ Parent	30	4	20	24	19/38
Scott Dub	39	13	10	23	36/76
David Marvin	35	4	17	21	6/12
Geoff Smith	42	4	12	16	17/34
Rick Forst	41	7	4	11	17/34
Murray Baron	41	1	10	11	43/95
Mike LaMoine	40	3	7	10	17/34
Tom Benson	42	1	8	9	35/70
Mike McCormick	41	4	0	4	14/28
Scott Brickey	16	2	1	3	5/10
Jeff McLean	37	0	3	3	7/14
Shane McFarlane	27	0	1	1	4/8
Matt Morelli	22	0	1	1	2/4
Chris Dickson	14	0	1	1	0/0
Scott Brower	24	0	0	0	1/2
Steve Peters	6	0	0	0	0/0
Bench					1/2
UND Totals	42	174	270	444	366/779
Opp Totals	42	160	219	379	374/797

Goaltending	GAA	SV%	W-L-T
Scott Brower	3.80	.893	
Chris Dickson	3.37	.895	
Steve Peters	3.59	.880	
UND Totals	3.79	.890	
Opp Totals	4.11	.888	
UND shutouts: Brower 1.			

1988-89

Overall: 22-18-1
WCHA: 19-15-1 (t-3rd)
Coach: John "Gino" Gasparini
Captains: Grant Paranica (C), Scott Koberinski (A)

O8 Minnesota-Duluth#	T	2-2 OT
O14 Northern Michigan*	W	2-1
O15 Northern Michigan*	W	5-4
O21 Colorado College*	W	6-5 OT
O22 Colorado College*	W	5-2
O29 Minnesota*	L	1-2
O30 Minnesota*	L	1-7
N4 Minnesota-Duluth*	W	4-1
N5 Minnesota-Duluth*	L	2-4
N11 Wisconsin*	L	2-5
N12 Wisconsin*	L	2-5
N18 Michigan Tech*	W	2-1
N19 Michigan Tech*	W	10-2
N24 Air Force		



J20	Providence#	W	3-2
J22	Northeastern#	T	2-2 OT
J27	Wisconsin*	L	2-3
J28	Wisconsin*	L	2-4
F3	Minnesota-Duluth*	W	5-4 OT
F4	Minnesota-Duluth*	L	2-4
F10	Minnesota*	W	9-0
F11	Minnesota*	L	3-9
F17	Northern Michigan*	W	3-2
F18	Northern Michigan*	L	1-7

WCHA PLAYOFFS

F25	Denver	W	7-1
F26	Denver	L	4-5
F27	Denver	L	3-4

U.S. Hockey HOF Game, Exh. (Eveleth, Minn.)
 ## Great Lakes Invitational (Detroit)
 # WCHA-HEA Game
 * WCHA Game

1988-89 Stats					
GP	G	A	P	P/M	
Lee Davidson	41	16	37	53	26/60
Scott Koberinski	40	15	26	41	20/48
Neil Eisenhut	41	22	16	38	10/20
Russ Parent	40	9	28	37	25/51
Jason Herter	41	8	24	32	31/62
Russ Romaniuk	39	17	14	31	16/32
Garry Valk	40	14	17	31	35/71
Grant Paranaica	39	14	13	27	31/63
Brent Bobyck	28	11	8	19	8/16
Dixon Ward	37	8	9	17	13/26
Mike LaMoine	40	3	12	15	25/51
Ross Johnson	19	5	7	12	3/6
David Marvin	38	4	6	10	12/24
Dane Jackson	30	4	5	9	16/33
Murray Baron	40	2	6	8	42/92
John Hanson	23	2	4	6	9/18
Matt Morelli	20	4	1	5	1/2
Mike McCormick	29	1	4	5	9/22
Shane McFarlane	30	1	4	5	4/8
Justin Duberman	36	3	2	5	18/36
Wade Bartley	32	1	1	2	4/8
Brad Pascall	3	0	0	0	5/10
Chris Dickson	29	0	0	0	5/10
Steve Peters	9	0	0	0	1/2
Tony Couture	7	0	0	0	2/4
Other	10	0	1	1	7/14
Bench					5/10
UND Totals	41	164	248	412	372/787
Opp Totals	41	138	210	349	369/753

Goaltending			
GAA	SV%	W-L-T	
Chris Dickson	3.19	.886	
Steve Peters	3.36	.889	
Tony Couture	3.17	.887	
UND Totals	3.31	.884	
Opp Totals	3.94	.883	

UND shutouts: none.

1989-90

Overall: 28-13-4
WCHA: 15-10-3 (3rd)
Coach: John "Gino" Gasparini
Captains: Lee Davidson (C), Russ Parent (A), Brent Bobyck (A)

O13	Alabama-Huntsville	W	12-6
O14	Alabama-Huntsville	W	11-5
O20	Northern Michigan*	L	4-5
O21	Northern Michigan*	L	2-3
O27	Minnesota*	L	5-6
O28	Minnesota*	T	4-4 OT
N3	Michigan Tech*	W	7-4
N4	Michigan Tech*	L	3-5
N10	Minnesota-Duluth*	W	3-2 OT
N11	Minnesota-Duluth*	W	6-4
N17	Denver*	L	3-5
N18	Denver*	W	8-3
N24	Colorado College*	W	5-4
N25	Colorado College*	T	1-1 OT
D1	Wisconsin*	L	5-7
D2	Wisconsin*	W	9-5
D8	St. Cloud State	W	7-4
D9	St. Cloud State	T	4-4 OT

D15	Denver*	L	8-9
D16	Denver*	L	3-4
D29	St. Cloud State	W	6-1
D30	St. Cloud State	W	8-5
J5	Alaska-Fairbanks	W	6-1
J6	Alaska-Fairbanks	W	8-2
J12	Rensselaer	W	2-1
J13	Rensselaer	W	5-3
J19	Colorado College*	W	7-2
J20	Colorado College*	W	5-4
J26	Minnesota*	L	4-5
J27	Minnesota*	W	7-4
F2	Northern Michigan*	W	10-4
F3	Northern Michigan*	W	5-2
F9	Minnesota-Duluth*	W	5-3
F10	Minnesota-Duluth*	W	5-4
F16	Michigan Tech*	W	9-2
F17	Michigan Tech*	W	7-3
F23	Wisconsin*	T	5-5 OT
F24	Wisconsin*	L	4-5 OT

WCHA PLAYOFFS

M1	Minnesota-Duluth	W	11-3
M2	Minnesota-Duluth	W	2-1
M11	Minnesota**	L	4-5
M12	Northern Michigan**	W	6-5 OT

NCAA TOURNAMENT

M16	Boston University\$	W	8-5
M17	Boston University\$	L	3-5
M18	Boston University\$	L	0-5

* WCHA Game
 ** WCHA Playoff Championship (St. Paul)
 \$ Quarterfinal Series

1989-90 Stats					
GP	G	A	P	P/M	
Lee Davidson	45	26	49	75	29/66
Dixon Ward	45	35	34	69	22/44
Russ Parent	45	9	50	59	35/86
Greg Johnson	44	17	38	55	5/11
Neil Eisenhut	45	22	32	54	15/46
Russ Romaniuk	45	36	15	51	19/54
Jason Herter	38	11	39	50	20/40
Garry Valk	43	22	17	39	44/92
Brent Bobyck	44	16	21	37	23/47
Jeff McLean	45	10	16	26	21/42
David Marvin	45	3	23	26	35/70
Dane Jackson	44	15	11	26	24/56
Dave Hakstol	44	4	16	20	28/76
Justin Duberman	42	10	9	19	21/50
Ross Johnson	43	6	9	15	11/22
Brad Pascall	45	1	9	10	49/98
Darryn Fossand	33	1	6	7	4/8
Shane McFarlane	23	3	2	5	5/10
John Hanson	12	4	0	4	6/12
Chris Dickson	23	0	3	3	1/2
Jon Larson	18	0	1	1	5/10
Mike McCormick	2	0	1	1	2/4
Matt Morelli	5	1	0	1	0/0
Kevin McKinnon	3	0	1	1	2/4
Tony Couture	24	0	1	1	5/26
Jace Reed	10	0	0	0	0/0
Steve Peters	2	0	0	0	0/0
Bench					1/2
Other	10	0	1	1	7/14
UND Totals	45	252	403	655	432/978
Opp Totals	45	175	261	436	462/1053

Goaltending			
GAA	SV%	W-L-T	
Tony Couture	3.47	.882	
Chris Dickson	4.11	.850	
Steve Peters	4.95	.830	
UND Totals	3.85	.865	
Opp Totals	5.54	.849	

UND shutouts: none.

1990-91

Overall: 24-17-2
WCHA: 18-12-2 (4th)
Coach: John "Gino" Gasparini
Captains: Dave Hakstol (C), Russ Romaniuk (A)

O12	Denver*	W	5-3
O13	Denver*	W	8-1

O19	Northern Michigan*	L	0-6
O20	Northern Michigan*	T	5-5 OT
O26	St. Cloud State*	W	6-2
O27	St. Cloud State*	W	9-3
N2	Michigan Tech*	W	4-2
N3	Michigan Tech*	L	2-6
N9	Colorado College*	W	6-4
N10	Colorado College*	W	2-1 OT
N16	Minnesota-Duluth*	L	4-6
N17	Minnesota-Duluth*	W	5-3
N23	Wisconsin*	W	4-2
N24	Wisconsin*	L	2-6
N30	Minnesota*	W	6-1
D1	Minnesota*	L	3-6
D7	Bowling Green	L	5-7
D8	Bowling Green	L	3-4
D13	Moscow Dynamo^	L	2-7
D16	Northern Michigan*	L	3-5
D17	Northern Michigan*	L	4-7
D28	Bowling Green+	W	8-2
D29	Wisconsin+	L	2-3
J4	Michigan Tech*	T	3-3
J5	Michigan Tech*	W	5-2
J11	Colorado College*	W	3-2
J12	Colorado College*	L	4-6
J18	Alaska Anchorage	W	6-5 OT
J19	Alaska Anchorage	W	7-3
J25	St. Cloud State*	W	4-3
J26	St. Cloud State*	W	8-1
F1	Wisconsin*	L	3-5
F2	Wisconsin*	W	6-2
F8	Denver*	W	9-7
F9	Denver*	L	4-7
F15	Minnesota-Duluth*	W	11-2
F16	Minnesota-Duluth*	W	4-3 OT
F22	Minnesota*	L	1-4
F23	Minnesota*	L	5-11

WCHA PLAYOFFS

M1	St. Cloud State	L	2-4
M2	St. Cloud State	W	10-2
M3	St. Cloud State	W	7-4

M10 Northern Michigan** L 4-8
 M11 Wisconsin** W 5-2
 + Bank One Badger Classic (Milwaukee)
 * WCHA Game
 ^ Exhibition game
 ** WCHA Playoff Championship (St. Paul)

1990-91 Stats					
GP	G	A	P	P/M	
Greg Johnson	38	18	61	79	3/6
Dixon Ward	43	34	35	69	30/84
Russ Romaniuk	39	40	28	68	15/30
Jeff McLean	42	19	26	45	7/22
Jason Herter	39	11	26	37	26/52
Justin Duberman	42	19	18	37	32/68
Dane Jackson	37	17	9	26	31/79
Neil Eisenhut	20	9	15	24	5/10
David Marvin	41	1	19	20	22/60
Donny Riendeau	39	6	14	20	17/42
Chris Gotziaman	40	11	8	19	13/26
Dixon Ward	40	6	11	17	39/90
Marty Schriener	40	6	11	17	39/90
Dave Hakstol	42	3	9	12	27/63
Brad Bombardir	33	3	6	9	9/18
Chad Johnson	37	2	5	7	15/30
Paxton Schulte	38	2	4	6	12/32
Darryn Fossand	42	2	4	6	14/28
Brad Pascall	38	1	4	5	35/81
Matt Morelli	27	2	1	3	3/6
Chris Dickson	16	0	2	2	1/2
Jamie Burt	18	1	0	1	5/10
Tony Couture	29	0	1	1	0/0
Shane McFarlane	1	0	0	0	1/2
Jon Larson	13	0	0	0	2/4
Joby Bond	4	0	0	0	0/0
Cory Cadden	3	0	0	0	0/0
Ross Johnson	10	0	0	0	3/6
Jace Reed	13	0	0	0	2/4
Bench					4/8
UND Totals	43	207	306	513	373/863
Opp Totals	43	171	235	406	359/803

Goaltending			
GAA	SV%	W-L-T	
Tony Couture	3.64	.875	

Chris Dickson	4.32	.855	
Cory Cadden	3.40	.897	
UND Totals	3.95	.867	24-17-2
Opp Totals	4.78	.846	17-24-2

UND shutouts: none.

1991-92

Overall: 17-21-1
WCHA: 12-19-1 (t-7th)
Coach: John "Gino" Gasparini
Captains: Dave Hakstol (C), Greg Johnson (C), Dane Jackson (A), Dixon Ward (A)

O18	Denver*	W	10-5
O19	Denver*	W	5-4
O25	Colorado College*	W	5-4
O26	Colorado College*	L	4-5
N1	Alaska-Fairbanks	W	6-4
N2	Alaska-Fairbanks	W	5-3
N8	St. Cloud State*	L	3-7
N9	St. Cloud State*	L	3-7
N15	Minnesota-Duluth*	L	3-7
N16	Minnesota-Duluth*	L	2-4
N22	Michigan Tech*	W	6-1
N23	Michigan Tech*	W	5-2
N29	Minnesota*	L	2-4
N30	Minnesota*	L	2-8
D6	Denver*	W	6-1
D7	Denver*	W	7-6 OT
D27	Calgary (Ex.)	T	4-4 OT
D28	UMass-Lowell	W	6-1
D29	UMass-Lowell	W	8-4
J3	Wisconsin*	L	4-9
J4	Wisconsin*	W	5-2
J10	Northern Michigan*	L	3-7
J11	Northern Michigan*	T	6-6 OT
J17	Colorado College*	L	2-5
J18	Colorado College*	L	1-6
J25 </			



2013-14 NORTH DAKOTA HOCKEY

Jarrold Olson	1	0	0	0	0/0
Bench					6/12
UND Totals	39	170	276	446472/1086	
Opp Totals	39	199	300	499453/1050	

Goaltending	GAA	SV%	W-L-T
Todd Jones	4.75	.873	
Jeff Lembke	5.97	.846	
Cory Cadden	4.56	.866	
UND Totals	5.08	.864	17-21-1
Opp Totals	4.34	.857	21-17-1

UND shutouts: none.

1992-93

Overall: 12-25-1
WCHA: 11-20-1 (8th)
Coach: John "Gino" Gasparini
Captains: Greg Johnson (C), Brad Bombardir (A), Chris Gotziaman (A)

O17	Minnesota-Duluth#	L	3-4
O23	Minnesota*	W	8-4
O24	Minnesota*	L	4-8
O30	Michigan Tech*	L	5-6
O31	Michigan Tech*	W	5-2
N6	Minnesota-Duluth*	L	2-5
N7	Minnesota-Duluth*	L	5-6
N13	Denver*	L	3-6
N14	Denver*	L	3-7
N20	Alaska Anchorage	L	2-3
N21	Alaska Anchorage	L	3-4
N27	St. Cloud State*	W	4-3
N28	St. Cloud State*	L	4-7
D4	Wisconsin*	W	3-2
D5	Wisconsin*	L	2-10
D11	Northern Michigan*	T	2-2 OT
D12	Northern Michigan*	W	6-5
D19	Colorado College*	W	8-5
D20	Colorado College*	W	3-1
J2	Bowling Green	L	1-4
J3	Bowling Green	W	6-5 OT
J6	Czech Selects (Ex.)	L	6-8
J8	Northern Michigan*	L	2-4
J9	Northern Michigan*	L	4-5
J15	Wisconsin*	L	2-3
J16	Wisconsin*	L	2-5
J22	Colorado College*	L	4-6
J23	Colorado College*	W	5-4
J29	Minnesota-Duluth*	W	6-2
J30	Minnesota-Duluth*	L	1-5
F5	Denver*	L	4-5
F6	Denver*	L	5-6 OT
F12	Minnesota*	L	1-6
F13	Minnesota*	W	6-2
F19	St. Cloud State*	L	1-4
F20	St. Cloud State*	L	2-5
F26	Michigan Tech*	W	5-1
F27	Michigan Tech*	L	1-4

WCHA PLAYOFFS

M12	Minnesota	L	4-6
M13	Minnesota	L	4-5 OT

* WCHA Game
 # US Hockey Hall of Fame game (exhibition in Eveleth, Minn.)

1992-93 Stats

GP	G	A	P	P/M	
Greg Johnson	34	19	45	64	7/14
Kevin McKinnon	38	20	18	38	19/38
Nick Naumenko	38	10	24	34	13/26
Marty Schriener	36	8	19	27	59/156
Darcy Mitani	34	15	10	25	21/42
Brad Bombardir	38	8	15	23	17/34
Chris Gotziaman	35	10	10	20	25/50
Scott Kirton	30	4	16	20	31/100
Donny Riendeau	28	9	7	16	21/53
Brett Hryniuk	37	5	7	12	20/48
Dino Grillo	28	7	4	11	7/14
Chad Johnson	26	4	5	9	18/47
Sean Beswick	32	4	5	9	9/18
Jon Larson	30	2	6	8	10/28
Keith Murphy	38	5	2	7	7/14
Darren Bear	37	1	6	7	13/26
Jarrold Olson	31	2	4	6	7/14
Corey Howe	29	1	4	5	21/42

Corey Johnson	31	0	5	5	9/18
Teeder Wynne	13	2	2	4	3/6
Joby Bond	11	1	0	1	3/6
Lars Oxholm	5	1	0	1	4/8
Todd Jones	21	0	1	1	0/0
Kevin Powell	17	0	1	1	0/0
Kevin Rapanna	11	0	0	0	6/12
Akil Adams	14	0	0	0	0/0
Team					5/10
UND Totals	38	138	216	354	374/873
Opp Totals	38	173	260	433	366/817

Goaltending	GAA	SV%	W-L-T
Kevin Powell	4.30	.870	
Todd Jones	4.43	.875	
Jeff Lembke	6.00	.837	
UND Totals	4.49	.870	12-25-1
Opp Totals	3.44	.885	25-12-1

UND shutouts: none.

1993-94

Overall: 11-23-4
WCHA: 11-14-4 (8th)
Coach: John "Gino" Gasparini
Captains: Brad Bombardir (C), Kevin McKinnon (A), Chris Gotziaman (A)

O22	Northeastern	L	4-6
O23	Boston University	L	3-6
O29	Denver*	L	5-7
O30	Denver*	W	3-2 OT
N5	Wisconsin*	L	3-7
N6	Wisconsin*	W	5-4
N12	St. Cloud State*	W	6-3
N13	St. Cloud State*	L	2-3
N19	Minnesota-Duluth*	W	6-5
N20	Minnesota-Duluth*	T	4-4 OT
N26	Colorado College*	L	3-5
N27	Colorado College*	L	2-5
D3	Michigan Tech*	W	5-3
D4	Michigan Tech*	W	4-3
D11	Minnesota*	L	5-6
D12	Minnesota*	L	0-3
D31	St. Petersburg Red Army (Ex.)	L	2-6
J2	Alaska-Fairbanks	L	5-6 OT
J3	Alaska-Fairbanks	L	3-5
J7	Northern Michigan*	W	3-2
J8	Northern Michigan*	L	2-3
J14	Alaska Anchorage*	L	1-2
J15	Alaska Anchorage*	L	2-4
J21	St. Cloud State*	T	5-5 OT
J22	St. Cloud State*	L	0-6
J28	Wisconsin*	L	1-4
J29	Wisconsin*	W	5-4
F4	Denver*	L	2-3
F5	Denver*	L	2-5
F11	Minnesota*	T	3-3 OT
F12	Minnesota*	L	2-7
F18	Michigan Tech*	W	4-3
F19	Michigan Tech*	W	3-2
F25	Colorado College*	L	1-5
F26	Colorado College*	T	5-5 OT
M4	Minnesota-Duluth*	W	5-3
M5	Minnesota-Duluth*	L	3-5

WCHA PLAYOFFS

M11	Wisconsin	L	1-6
M12	Wisconsin	L	2-4

* WCHA Game

1993-94 Stats

GP	G	A	P	P/M	
Landon Wilson	35	18	15	33	60/147
Marty Schriener	37	11	22	33	52/129
Nick Naumenko	32	4	22	26	11/22
Dino Grillo	38	11	14	25	7/14
Brad Bombardir	38	5	17	22	15/38
Kevin McKinnon	38	13	7	20	12/24
Kevin Hoogsteen	35	8	12	20	10/20
Teeder Wynne	25	8	10	18	12/35
Darcy Mitani	34	4	12	16	23/49
Dane Litke	34	0	14	14	3/6
Sean Beswick	33	8	4	12	10/28
Chris Gotziaman	33	8	4	12	13/29
Keith Murphy	36	7	4	11	9/29
Brian Zierke	24	3	6	9	33/96

Scott Kirton	27	3	6	9	19/49
Mark Pivetz	36	2	5	7	38/95
Corey Johnson	36	3	3	6	15/33
Brett Hryniuk	24	2	3	5	18/39
Darren Bear	27	0	5	5	12/24
Jarrold Olson	28	1	3	4	12/24
Kevin Rapanna	28	0	2	2	26/63
Toby Kvalevog	32	0	2	2	3/6
Akil Adams	4	0	0	0	3/14
Todd Jones	3	0	0	0	0/0
Kevin Powell	6	0	0	0	0/0
Jeff Lembke	3	0	0	0	0/0
Joby Bond	1	0	0	0	1/2
UND Totals	38	119	192	311417/1015	
Opp Totals	38	164	268	432	388/942

Goaltending	GAA	SV%	W-L-T
Toby Kvalevog	3.94	.876	
Jeff Lembke	4.29	.863	
Kevin Powell	5.07	.852	
Todd Jones	6.47	.819	
UND Totals	4.28	.870	
Opp Totals	3.11	.897	

UND shutouts: none.

1994-95

Overall: 18-18-3
WCHA: 14-15-3 (t-5th)
Coach: Dean Blais
Captains: Keith Murphy (C), Scott Kirton (A), Kevin Rapanna (A)

O21	Northeastern	L	3-7
O22	Northeastern	L	5-6
O29	Colorado College*^	L	2-8
O30	Colorado College*^	L	0-6
N4	Denver*	W	6-4
N5	Denver*	L	2-7
N11	Minnesota*	T	4-4 OT
N12	Minnesota*	W	4-3
N18	Minnesota-Duluth*	W	6-5
N19	Minnesota-Duluth*	W	9-7
N25	St. Cloud State*	L	2-3
N26	St. Cloud State*	W	2-0
D2	Alaska Anchorage	L	4-8
D3	Alaska Anchorage	L	5-6
D9	Wisconsin*	W	3-2
D10	Wisconsin*	W	5-2
D18	Ferris State	W	8-6
D19	Ferris State	W	5-2
J6	Michigan Tech*	W	7-3
J7	Michigan Tech*	L	5-6
J13	Northern Michigan*	L	4-5
J14	Northern Michigan*	W	4-2
J20	St. Cloud State*	L	2-9
J21	St. Cloud State*	W	5-4
J27	Minnesota-Duluth*	L	4-6
J28	Minnesota-Duluth*	L	3-6
F3	Wisconsin*	L	2-4
F4	Wisconsin*	L	1-5
F10	Denver*	L	1-4
F11	Denver*	W	3-1
F17	Colorado College*	W	5-3
F18	Colorado College*	L	2-3
F24	Minnesota*	T	3-3
F25	Minnesota*	T	5-5
M3	Alaska Anchorage*	W	4-3
M4	Alaska Anchorage*	W	6-4

WCHA PLAYOFFS

M10	St. Cloud State	W	3-2
M11	St. Cloud State	W	5-2
M16	Minnesota**	L	2-3

^ at Cadet Ice Arena (Colorado Springs)
 * WCHA Game
 ** WCHA Final Five (St. Paul)

1994-95 Stats

GP	G	A	P	P/M	
Teeder Wynne	39	22	27	49	25/58
Nick Naumenko	39	13	26	39	31/78
Darcy Mitani	39	15	14	29	18/38
Scott Kirton	37	8	20	28	27/65
Ryan Johnson	38	6	22	28	14/39
Brett Hryniuk	34	15	11	26	22/58
Kevin Hoogsteen	38	13	13	26	24/67

Landon Wilson	31	7	16	23	46/141
Bill Trew	35	10	10	20	8/16
Curtis Murphy	33	6	10	16	14/28
Sean Beswick	31	10	4	14	11/44
Mark Pivetz	39	3	11	14	15/38
Corey Johnson	37	7	6	13	13/26
Keith Murphy	35	8	4	12	8/16
Dane Litke	26	2	7	9	5/10
Tyler Rice	22	1	8	9	10/20
Matt Henderson	19	1	3	4	8/16
Kevin Rapanna	36	1	3	4	39/92
Tim Slukynsky	21	0	4	4	2/4
Chad Sturrock	24	0	3	3	7/14
Brian Zierke	10	2	0	2	4/8
Mitch Vig	15	0	2	2	9/18
Jarrold Olson	22	1	0	1	8/16
Toby Kvalevog	32	0	0	0	3/6
UND Totals	39	151	224	375	371/914
Opp Totals	39	169	277	446	380/903

Goaltending	GAA	SV%	W-L-T
Toby Kvalevog	3.94	.885	
Kevin Powell	5.14	.824	
Jeff Lembke	5.75	.831	
UND Totals	4.32	.873	
Opp Totals	3.86	1.883	

UND shutouts: Kvalevog 1.

1995-96

Overall: 19-18-1
WCHA: 16-15-1 (t-4th)
Coach: Dean Blais
Captains: Dane Litke (C), Teeder Wynne (A), Nick Naumenko (A)

O6	Regina (Ex.)	L	3-4
O13	Northern Michigan*	W	4-3
O14	Northern Michigan*	W	5-2
O20	Boston University	L	5-8
O21	Northeastern	W	7-5
O27	Wisconsin*	L	1-3
O28	Wisconsin*	W	4-2
N3	Minnesota-Duluth*	L	3-5
N4	Minnesota-Duluth*	W	5-3
N10	St. Cloud State*	W	3-2
N11	St. Cloud State*	T	4-4 OT
N17	Alaska Anchorage*	L	2-4
N18	Alaska Anchorage*	L	3-7
N24	Colorado College*^	L	5-9
N25	Colorado College*^	L	3-6
D1	Northern Michigan*	W	11-4
D2	Northern Michigan*	W	4-1
D9	Minnesota*	L	2-4
D10	Minnesota*	L	1-6
D15	Denver*	W	4-3
D16	Denver*	L	3-6
D19	Dartmouth	W	8-2
D20	Dartmouth	W	6-3
J5	St. Cloud State*	W	4-2
J6	St. Cloud State*	W	6-3
J12	Alaska Anchorage*	W	6-4
J13	Alaska Anchorage*	W	7-6 OT
J20	Denver*	L	2-3
J21	Denver*	L	3-4
J26	Minnesota-Duluth*	L	1-3
J27	Minnesota-Duluth*	L	2-3
F2	Minnesota*	W	8-2
F3	Minnesota*	W	7-5
F9	Wisconsin*	L	3-6
F10	Wisconsin*	L	2-3
F24	Michigan Tech*	L	3-7
F25	Michigan Tech*	W	5-2

WCHA PLAYOFFS

M1	Wisconsin**	L	5-6 OT
M2	Wisconsin**	L	4-52OT

* W



1995-96 Stats	GP	G	A	P	P/M
Teeder Wynne	37	26	47	73	33/66
Ian Kallay	35	23	22	45	7/14
Darcy Mitani	33	21	21	42	16/35
Nick Naumenko	37	11	30	41	26/52
Kevin Hoogsteen	36	11	15	26	17/34
David Hoogsteen	31	10	10	20	10/20
Matt Henderson	36	9	10	19	17/34
Ryan Johnson	21	2	17	19	7/14
Curtis Murphy	38	6	12	18	25/58
Billy Trew	32	3	13	16	4/8
Dane Litke	37	2	14	16	10/20
Adam Calder	27	6	8	14	12/24
Mark Pivetz	28	5	9	14	21/42
Brian Zierke	30	6	7	13	28/67
Corey Johnson	35	4	9	13	10/28
Jay Panzer	26	3	7	10	4/16
Tom Phillion	28	6	3	9	4/8
Jeff Ulmer	29	5	3	8	13/26
Kevin Rappana	35	0	7	7	33/74
Brad Williamson	34	1	3	4	12/24
Brandon Carlson	7	1	2	3	4/16
Mitch Vig	18	0	2	2	7/22
Aaron Vickar	9	0	2	2	0/0
Jesse Bull	14	1	0	1	1/2
Toby Kvalevog	35	0	0	0	2/4
Travis Pavlat	2	0	0	0	0/0
Bench					4/8
UND Totals	38	162	273	435	323/708
Opp Totals	38	155	223	378	372/837

Goaltending	GAA	SV%	W-L-T
Travis Pavlat	1.79	.917	
Toby Kvalevog	3.91	.862	
Aaron Vickar	3.97	.852	
UND Totals	4.01	.861	19-18-1
Opp Totals	4.19	.873	18-19-1

UND shutouts: none.

1996-97

NCAA CHAMPIONS

WCHA CHAMPIONS

Overall: 31-10-2
 WCHA: 21-10-1 (1st)
 Coach: Dean Blais
 Captains: Dane Litke (C), Kevin Hoogsteen (A), Mark Pivetz (A)

O11 Alberta (Ex.)	L	1-2
O18 Denver*	W	3-2 OT
O19 Denver*	W	6-2
O25 Michigan Tech*	W	7-3
O26 Michigan Tech*	W	4-3
N1 Northern Michigan*	W	3-2
N2 Northern Michigan*	W	5-0
N8 Minnesota*	L	2-3
N9 Minnesota*	L	6-10
N15 St. Cloud State*	L	2-5
N16 St. Cloud State*	W	5-3
N22 Alaska Anchorage*	L	2-3
N23 Alaska Anchorage*	W	5-3
N29 Minnesota-Duluth*	W	8-4
N30 Minnesota-Duluth*	W	4-3
D6 Colorado College*	T	5-5 OT
D7 Colorado College*	W	7-3
D27 Boston University	W	6-4
D28 Boston University	T	2-2 OT
J3 Western Michigan	W	6-3
J4 Western Michigan	W	5-3
J10 St. Cloud State*	L	3-5
J11 St. Cloud State*	W	6-1
J17 Wisconsin*	L	2-5
J18 Wisconsin*	W	8-6
J25 Colorado College*^	W	3-0
J26 Colorado College*^	L	3-8
J31 Minnesota*	W	6-4
F1 Minnesota*	W	6-2
F7 Michigan Tech*	W	4-2
F8 Michigan Tech*	W	7-2
F14 Northern Michigan*	L	1-2

F15 Northern Michigan*	W	5-3
F21 Alaska Anchorage*	W	2-0
F22 Alaska Anchorage*	W	4-0
F28 Denver*	L	3-6
M1 Denver*	L	0-5

WCHA PLAYOFFS

M7 Michigan Tech**	W	4-1
M8 Michigan Tech**	W	3-0
M14 vs. Colorado College#	W	5-1
M15 vs. Minnesota#	W	4-3 OT

NCAA PLAYOFFS

M23 vs. Cornell\$	W	6-2
M27 vs. Colorado College% W	6-2	
M29 vs. Boston University& W	6-4	

*WCHA Game
 ^ at Cadet Ice Arena
 ** WCHA First Round Playoffs
 # WCHA Final Five (St. Paul, Minn.)
 \$ NCAA West Regional (Grand Rapids, Mich.)
 % Semifinal Game (Milwaukee, Wis.)
 & Title Game (Milwaukee, Wis.)

1996-97 Stats	GP	G	A	P	P/M
David Hoogsteen	43	27	27	54	8/16
Jason Blake	43	19	32	51	22/44
Curtis Murphy	43	12	30	42	18/36
Jay Panzer	43	16	23	39	10/20
Ian Kallay	41	16	23	39	10/20
Kevin Hoogsteen	39	18	20	38	19/54
Adam Calder	42	10	22	32	24/48
Matt Henderson	42	14	17	31	26/71
Dane Litke	39	3	27	30	7/14
Jesse Bull	37	15	7	22	10/20
Brad Williamson	43	4	15	19	19/38
Jeff Ulmer	36	6	11	17	8/16
Peter Armbrust	40	10	6	16	9/26
Mark Pivetz	42	2	13	15	21/53
Brad DeFauw	37	7	6	13	18/39
Tyler Rice	24	6	5	11	33/107
Mitch Vig	43	1	9	10	18/44
Jason Ulmer	32	3	5	8	6/12
Tom Phillion	17	1	3	4	2/4
Tim O'Connell	24	0	1	1	10/31
Toby Kvalevog	22	0	0	0	1/2
Aaron Vickar	7	0	0	0	0/0
Joe Blake	25	0	0	0	2/4
Aaron Schweitzer	24	0	0	0	0
Bench					5/10
UND Totals	43	190	302	492	301/719
Opp Totals	43	130	204	334	365/899

Goaltending	GAA	SV%	W-L-T
Aaron Schweitzer	2.31	.908	
Toby Kvalevog	3.23	.866	
Aaron Vickar	3.97	.824	
UND Totals	3.01	.885	31-10-2
Opp Totals	4.41	.882	10-31-2

UND shutouts: Schweitzer 4, Kvalevog 1.

1997-98

WCHA CHAMPIONS

Overall: 30-8-1
 WCHA: 21-6-1 (1st)
 Coach: Dean Blais
 Captains: Mitch Vig (C), Curtis Murphy (A), Matt Henderson (A)

O19 Manitoba (Ex.)	W	4-0
O31 Minnesota*	L	5-6
N1 Minnesota*	W	3-2
N7 Colorado College*^	T	3-3 OT
N8 Colorado College*^	W	4-2
N14 Minnesota-Duluth*	W	8-0
N15 Minnesota-Duluth*	L	3-4
N21 Denver*	W	4-3
N22 Denver*	W	6-1
D5 Wisconsin*	W	6-5
D6 Wisconsin*	W	3-0
D12 St. Cloud State*	W	2-1
D13 St. Cloud State*	L	2-5
D27 vs. Cornell&	W	5-1

D28 vs. Ferris State&	W	6-3
J2 Western Michigan	W	12-5
J3 Western Michigan	W	5-1
J9 Colorado College*	W	4-1
J10 Colorado College*	W	6-1
J16 Michigan Tech*	W	6-2
J17 Michigan Tech*	W	6-3
J23 St. Cloud State*	L	2-6
J24 St. Cloud State*	W	6-2
J31 Mankato State	W	6-3
F1 Mankato State	W	8-6
F6 Alaska Anchorage*	W	4-1
F7 Alaska Anchorage*	W	6-1
F14 Minnesota*	W	4-2
F15 Minnesota*	W	5-3
F21 Denver*^	W	6-4
F22 Denver*^	W	7-3
F27 Minnesota-Duluth*	W	6-3
F28 Minnesota-Duluth*	L	0-7
M6 Wisconsin*	W	6-3
M7 Wisconsin*	L	4-6

WCHA PLAYOFFS

M13 Mankato State**	W	5-2
M14 Mankato State**	W	5-4
M20 vs. St. Cloud State#	W	4-3
M21 vs. Wisconsin#	L	2-3

NCAA PLAYOFFS

M28 Michigan\$	L	3-4
----------------	---	-----

*WCHA Game
 ^ at Cadet Ice Arena, Colorado Springs, Colo.
 ** WCHA First Round Playoffs
 & Pepsi Invitational (Grand Rapids, Mich.)
 # WCHA Final Five (Milwaukee, Wis.)
 \$ NCAA West Regional (Ann Arbor, Mich.)

1997-98 Stats	GP	G	A	P	P/M
Jason Blake	38	24	27	51	27/62
David Hoogsteen	35	20	23	43	8/16
Curtis Murphy	39	8	34	42	31/78
Jay Panzer	35	18	23	41	5/10
Matt Henderson	38	24	14	38	33/74
Jeff Panzer	37	14	23	37	9/15
Adam Calder	39	9	23	32	36/72
Brad Williamson	38	7	22	29	34/68
Jesse Bull	37	12	16	28	16/32
Jeff Ulmer	32	12	12	24	22/44
Wes Dorey	33	11	11	22	9/18
Brad DeFauw	36	9	11	20	17/34
Mitch Vig	39	4	14	18	26/60
Jason Ulmer	33	6	10	16	6/12
Lee Goren	29	3	13	16	13/26
Peter Armbrust	34	4	5	9	10/20
Trevor Hammer	35	1	8	9	9/18
Joe Blake	23	1	4	5	9/18
Mike Commodore	29	0	5	5	30/74
Tim O'Connell	31	1	3	4	10/20
Tom Phillion	10	0	0	0	1/2
Aaron Schweitzer	17	0	0	0	2/4
Karl Goehring	27	0	0	0	0/0
Aaron Murphy	2	0	0	0	3/6
Bench					4/8
UND Totals	39	188	301	489	366/786
Opp Totals	39	115	180	295	414/942

Goaltending	GAA	SV%	W-L-T
Karl Goehring	2.27	.913	
Aaron Schweitzer	4.02	.862	
UND Totals	2.95	.894	30-8-1
Opp Totals	4.83	.877	8-30-1

UND shutouts: Goehring 1, Schweitzer 1.

1998-99

WCHA CHAMPIONS

Overall: 32-6-2
 WCHA: 24-2-2 (1st)
 Coach: Dean Blais
 Captains: Adam Calder (C), David Hoogsteen (A), Brad Williamson (A)

O27 Manitoba (Ex.)	W	7-3
O30 Minnesota-Duluth*	W	3-0

O31 Minnesota-Duluth*	W	4-1
N6 Clarkson	W	6-2
N7 Clarkson	W	5-1
N13 Minnesota*	T	4-4 OT
N14 Minnesota*	W	5-3
N20 Colorado College*	L	4-5
N21 Colorado College*	W	5-4 OT
N27 St. Cloud State*	W	4-3
N28 St. Cloud State*	W	7-4
D5 Denver*^	W	6-4
D6 Denver*^	W	5-3
D11 Wisconsin*	W	6-1
D12 Wisconsin*	W	4-1
J2 Notre Dame	W	8-1
J3 Notre Dame	L	3-4
J8 Mankato State	W	5-4
J9 Mankato State	W	5-2
J15 Colorado College*	W	5-4
J16 Colorado College*	W	5-1
J22 Minnesota*	W	5-4
J23 Minnesota*	W	6-5
J29 Minnesota-Duluth*	W	4-3
J30 Minnesota-Duluth*	T	2-2 OT
F5 Michigan Tech*	W	9-3
F6 Michigan Tech*	W	3-1
F12 Denver*	W	7-3
F13 Denver*	W	11-4
F19 Alaska Anchorage*	W	8-0
F20 Alaska Anchorage*	W	4-3
F27 Wisconsin*	L	2-4
F28 Wisconsin*	W	5-2
M5 St. Cloud State*	W	4-2
M6 St. Cloud State*	W	5-2

WCHA PLAYOFFS

M12 Mankato State**	L	2-3 OT
M13 Mankato State**	W	3-2
M14 Mankato State**	W	10-0
M19 vs. Minnesota#	W	6-2
M20 vs. Denver#	L	3-4

NCAA PLAYOFFS

M28 vs. Boston College\$	L	1-3
--------------------------	---	-----

*WCHA Game
 ^ at McNichols Arena (Denver, Colo.)
 ** WCHA First Round Playoffs
 # WCHA Final Five (Minneapolis)
 \$ NCAA West Regional (Madison, Wis.)

1998-99 Stats	GP	G	A	P	P/M
Jason Blake	38	28	41	69	19/49
Jay Panzer	39	21	33	54	6/12
Jeff Panzer	37	21	26	47	7/14
Brad Williamson	40	10	37	47	18/36
Lee Goren	38	26	19	45	10/20
David Hoogsteen	31	11	29	40	3/6
Jeff Ulmer	38	16	20	36	23/46
Jesse Bull	38	8	23	31	8/16
Adam Calder	33	13	16	29	30/71
Brad DeFauw	34	11	12	23	25/64
Trevor Hammer	39	4	18	22	13/37
Jason Ulmer	37	6	15	21	16/43
Peter Armbrust	37	6	8	14	17/42
Mike Commodore	39	5	8	13	62/154
Wes Dorey	22	4	8	12	3/6
Bryan Lundbohm	32	2	9	11	2/4
Chad Mazurak	38	2	7	9	29/66
Aaron Schneekloth	35	2	4	6	7/14
Paul Murphy	23	1	5	6	6/23
Tom Phillion	14	1	4	5	3/6
Karl Goehring	31	0	3	3	0/0
Tim O'Connell	22	0	3	3	9/29
Mike Possin	10	1	0	1	6/12
Andy Kollar	13	0	1	1	1/2
Pat Kenny	5	0	0	0	0/0
UND Totals	40	199	349	548	323/772
Opp Totals	40	104	167	271	366/923

Goaltending	GAA	SV%	W-L-T
Karl Goehring	2.40	.913	22-5-2
Andy Kollar	2.87	.884	10-1-0
UND Totals	2.58	.907	32-6-2
Opp Totals	4.94	.874	6-32-2

UND shutouts: Goehring 3.



1999-00

NCAA CHAMPIONS

WCHA CHAMPIONS

Overall: 31-8-5

WCHA: 17-6-5 (1st)

Coach: Dean Blais

Captains: Peter Armbrust (C), Jason Ulmer (A), Lee Goren (A)

Table of 1999-00 season results including Team Canada (Ex.), Manitoba (Ex.), Minnesota*, and Denver*.

WCHA PLAYOFFS

WCHA Playoff results for 1999-00 season.

NCAA PLAYOFFS

NCAA Playoff results for 1999-00 season.

*WCHA Game

@ New Hampshire Classic (Durham, N.H.)

^^ Badger Showdown (Milwaukee, Wis.)

** WCHA First Round Playoffs

WCHA Final Five (Minneapolis, Minn.)

\$ NCAA West Regional (Minneapolis, Minn.)

% Semifinal Game (Providence, R.I.)

& Title Game (Providence, R.I.)

1999-00 Stats table with columns for GP, G, A, P, P/M.

Player statistics for 1999-00 season including Ryan Hale, Mike Commodore, Trevor Hammer, etc.

Goaltending statistics for 1999-00 season including Jason Endres, Karl Goehring, Andy Kollar, etc.

2000-01

WCHA CHAMPIONS

Overall: 29-8-9

WCHA: 18-4-6 (1st)

Coach: Dean Blais

Captains: Jeff Panzer (C), Karl Goehring (A), Bryan Lundbohm (A)

Table of 2000-01 season results including Michigan Tech*, Minnesota*, and Denver*.

WCHA Playoff results for 2000-01 season.

NCAA Playoff results for 2000-01 season.

WCHA Playoff results for 2000-01 season.

WCHA Playoff results for 2000-01 season.

WCHA Playoff results for 2000-01 season.

WCHA Playoff results for 2000-01 season.

WCHA Playoff results for 2000-01 season.

Table of 2000-01 season results including vs. Boston College, WCHA Game, @ Icebreaker Invitational, etc.

2000-01 Stats table with columns for GP, G, A, P, P/M.

Goaltending statistics for 2000-01 season including Kevin Spiewak, Chad Mazurak, etc.

2001-02

WCHA CHAMPIONS

Overall: 16-19-2

WCHA: 11-15-2 (6th)

Coach: Dean Blais

Captains: Chad Mazurak (C), Ryan Bayda (A), Aaron Schneekloth (A)

Table of 2001-02 season results including vs. New Hampshire, Michigan*, etc.

WCHA Playoff results for 2001-02 season.

NCAA Playoff results for 2001-02 season.

WCHA Playoff results for 2001-02 season.

WCHA Playoff results for 2001-02 season.

WCHA Playoff results for 2001-02 season.

WCHA Playoff results for 2001-02 season.

WCHA Playoff results for 2001-02 season.

Table of 2001-02 season results including Michigan Tech*, Minnesota*, Michigan Tech*, etc.

2001-02 Stats table with columns for GP, G, A, P, P/M.

Goaltending statistics for 2001-02 season including Ryan Bayda, Tim Skarperud, etc.

2002-03

WCHA CHAMPIONS

Overall: 26-12-5

WCHA: 14-9-5 (4th)

Coach: Dean Blais

Captains: Ryan Hale (C), David Hale (A), Kevin Spiewak (A)

Table of 2002-03 season results including vs. Canisius!, Michigan!, etc.

WCHA Playoff results for 2002-03 season.

NCAA Playoff results for 2002-03 season.

WCHA Playoff results for 2002-03 season.

WCHA Playoff results for 2002-03 season.

WCHA Playoff results for 2002-03 season.

WCHA Playoff results for 2002-03 season.

WCHA Playoff results for 2002-03 season.



J3	Colorado College*	T	4-4 OT
J4	Colorado College*	T	4-4 OT
J10	Minnesota*	W	4-2
J11	Minnesota*	L	3-6
J17	Alaska Anchorage*	W	11-2
J18	Alaska Anchorage*	W	3-0
J31	Colorado College*	L	3-5
F1	Colorado College*	L	1-4
F7	Michigan Tech*	W	8-0
F8	Michigan Tech*	L	2-5
F14	Denver*	T	3-3 OT
F15	Denver*	L	1-2
F21	Minnesota State*	L	1-2
F22	Minnesota State*	L	4-5
M1	Minnesota-Duluth*	T	3-3 OT
M2	Minnesota-Duluth*	L	2-3
M7	Wisconsin*	W	5-2
M8	Wisconsin*	W	5-0

WCHA PLAYOFFS

M14	Denver**	L	1-4
M15	Denver**	W	3-2 OT
M16	Denver**	W	3-2 OT
M20	vs. Minnesota-Duluth#	L	1-2

NCAA PLAYOFFS

M28	vs. Ferris State\$	L	2-5
-----	--------------------	---	-----

* WCHA Game
! College Hockey Showcase (Buffalo, N.Y.)
^ Subway Holiday Classic (Grand Forks)
** WCHA First Round Playoffs
WCHA Final Five (St. Paul, Minn.)
\$ NCAA West Regional (Minneapolis, Minn.)

2002-03 Stats

GP	G	A	P	P/M	
Brandon Bochenksi	43	35	27	62	21/42
Zach Parise	39	26	35	61	17/34
David Lundbohm	43	15	37	52	5/10
Andy Schneider	43	11	30	41	26/52
Jason Notermann	43	15	22	37	10/28
James Massen	42	15	20	35	6/12
Quinn Fylling	41	6	24	30	9/18
Kevin Spiewak	42	15	14	29	13/45
Nick Fuher	40	8	17	25	14/39
Rory McMahon	41	7	13	20	13/48
Mike Prpich	40	8	9	17	22/55
David Hale	26	2	6	8	19/49
Ryan Hale	41	3	4	7	10/31
Lee Marvin	30	1	6	7	3/6
Matt Jones	39	1	6	7	13/26
Ryan Connelly	35	0	5	5	10/28
Chris Leinweber	34	1	3	4	7/14
Matt Greene	39	0	4	4	62/135
Brian Canady	26	1	2	3	10/42
Colby Genoway	31	1	2	3	12/24
Tyler Palmiscno	14	1	1	2	3/6
Jake Brandt	24	0	2	2	1/10
Josh Siembida	19	0	1	1	0/0
Ryan Sofie	1	0	0	0	0/0
Marc Ranfranz	9	0	0	0	0/0
UND Totals	43	172	290	462	311/764
Opp Totals	43	120	182	302	333/809

Goaltending

GAA	SV%	W-L-T	
Jake Brandt	2.40	.895	11-4-4
Josh Siembida	3.16	.853	12-4-0
Marc Ranfranz	2.35	.893	3-4-1
Ryan Sofie	0.00	1.000	0-0-0
UND Totals	2.74	.877	26-12-5
Opp Totals	3.93	.887	12-26-5

UND shutouts: Brandt 4, Ranfranz 2, Siembida 1.

2003-04

WCHA CHAMPIONS

Overall: 30-8-3
WCHA: 20-5-3 (1st)
Coach: Dean Blais
Captains: Andy Schneider (C), Ryan Hale (A), David Lundbohm (A)

O4	Minnesota Duluth@	W	3-2
O11	Concordia (Que.) (Ex.)	W	7-1

O17	Boston College	W	6-4
O18	Boston College	L	1-2
O31	Yale	W	8-4
N1	Yale	W	10-0
N7	Minnesota*	W	7-3
N8	Minnesota*	W	5-3
N14	St. Cloud State*	L	1-2
N15	St. Cloud State*	W	2-1
N21	Denver*	W	8-2
N22	Denver*	W	6-2
D12	Minnesota Duluth*	W	5-4
D13	Minnesota Duluth*	W	6-3
D27	Findlay^	W	3-1
D28	Wayne State^	W	8-2
J2	St. Cloud State*	T	4-4 OT
J3	St. Cloud State*	W	3-1
J9	Alaska Anchorage*	W	6-2
J10	Alaska Anchorage*	T	2-2 OT
J16	Michigan Tech*	W	8-4
J17	Michigan Tech*	W	4-0
J23	Minnesota*	W	4-2
J24	Minnesota*	L	1-2
J30	Denver*	W	6-1
J31	Denver*	T	1-1 OT
F6	Wisconsin*	L	3-4 OT
F7	Wisconsin*	L	2-5
F13	Colorado College*	W	5-2
F14	Colorado College*	L	1-4
F20	Minnesota State*	W	6-3
F21	Minnesota State*	W	10-1
F27	Minnesota Duluth*	W	4-1
F28	Minnesota Duluth*	W	2-1
M5	Michigan Tech*	W	5-1
M6	Michigan Tech*	W	5-1

WCHA PLAYOFFS

M12	Michigan Tech**	W	6-2
M13	Michigan Tech**	W	4-3 OT
M19	vs. Alaska Anchorage#	W	4-2
M20	vs. Minnesota#	L	4-5

NCAA PLAYOFFS

M26	vs. Holy Cross\$	W	3-0
M27	vs. Denver\$	L	0-1

@ U.S. Hockey Hall of Fame Game
^ Subway Holiday Classic (Grand Forks)
** WCHA First Round Playoffs
WCHA Final Five (St. Paul)
\$ NCAA West Regional (Colorado Springs, Colo.)

2003-04 Stats

GP	G	A	P	P/M	
Brandon Bochenksi	41	27	33	60	20/40
Zach Parise	37	23	32	55	12/24
Brady Murray	37	19	27	46	16/32
Colby Genoway	40	11	23	34	11/22
Drew Stafford	36	11	21	32	15/30
David Lundbohm	39	15	15	30	19/38
Quinn Fylling	39	12	15	27	10/20
Nick Fuher	39	10	15	25	11/22
Chris Porter	41	10	15	25	23/46
Rory McMahon	41	10	11	21	13/26
Matt Jones	41	7	14	21	20/40
Matt Greene	40	1	16	17	43/86
Mike Prpich	37	9	6	15	42/95
Ryan Hale	36	3	9	12	10/31
Andy Schneider	39	2	10	12	27/54
Robbie Bina	31	1	7	8	3/6
Matt Smaby	39	1	6	7	35/81
James Massen	20	1	5	6	0/0
Erik Fabian	12	3	2	5	2/4
Brian Canady	19	2	2	4	6/12
Tyler Palmiscno	12	2	1	3	0/0
Lee Marvin	20	2	0	2	3/6
Scott Foyt	2	0	0	0	0/0
Nate Ziegelmann	2	0	0	0	0/0
Jake Brandt	22	0	0	0	1/2
Jordan Parise	22	0	0	0	2/4
UND Totals	41	182	285	467	349/731
Opp Totals	41	90	122	212	326/701

Goaltending

GAA	SV%	W-L-T	
Jordan Parise	2.05	.908	14-4-3
Jake Brandt	2.25	.906	16-4-0
N. Ziegelmann	2.77	.900	0-0-0
UND Totals	2.17	.906	30-8-3
Opp Totals	4.39	.874	8-30-3

UND shutouts: Parise 2, Team 1.

2004-05

Overall: 25-15-5
WCHA: 13-12-3 (5th)
Coach: Dave Hakstol
Captains: Matt Greene (C), Matt Jones (A), Andy Schneider (A), Rory McMahon (A)

O2	Manitoba (Ex.)	W	8-3
O8	Maine	W	4-3 OT
O9	Maine	W	3-1
O15	Minnesota State*	T	2-2 OT
O16	Minnesota State*	W	2-1
O22	Minnesota*	W	4-2
O23	Minnesota*	L	0-6
O29	Boston College	L	3-5
O30	Northeastern	T	3-3 OT
N5	Colorado College*	L	2-3 OT
N6	Colorado College*	W	2-1
N12	Wisconsin*	L	0-1
N13	Wisconsin*	L	2-5
N19	St. Cloud State*	W	4-1
N20	St. Cloud State*	W	3-1
N26	Michigan Tech*	W	6-3
N27	Michigan Tech*	W	3-2
D3	Alaska Anchorage*	W	4-2
D4	Alaska Anchorage*	L	1-2
D10	Minnesota Duluth*	W	5-1
D11	Minnesota Duluth*	L	3-4
D17	Canisius	W	5-1
D18	Canisius	W	4-1
D19	USA Natl Jr Tm (Ex.)	L	0-3
J7	Minnesota State*	W	3-2
J8	Minnesota State*	L	3-4
J14	Colorado College*	L	1-2
J15	Colorado College*	L	0-1
J28	Bemidji State	T	3-3 OT
J29	Bemidji State	W	3-1
F4	Denver*	L	2-4
F5	Denver*	L	2-4
F18	Alaska Anchorage*	W	6-3
F19	Alaska Anchorage*	L	2-5
F26	Wisconsin*	W	4-2
F27	Wisconsin*	T	1-1 OT
M4	St. Cloud State*	T	2-2 OT
M5	St. Cloud State*	W	2-0

WCHA PLAYOFFS

M11	Minnesota Duluth**	W	8-2
M12	Minnesota Duluth**	W	6-1
M17	vs. Wisconsin#	W	3-2
M18	vs. Denver#	L	1-2 OT
M19	vs. Minnesota#	W	4-2

NCAA PLAYOFFS

M25	vs. Boston University\$	W	4-0
M26	vs. Boston College\$	W	6-3
A7	vs. Minnesota%	W	4-2
A9	vs. Denver&	L	1-4

* WCHA Game
** WCHA First Round Playoffs
WCHA Final Five (St. Paul, Minn.)
\$ NCAA East Regional (Worcester, Mass.)
% NCAA Semifinal Game (Columbus, Ohio)
& NCAA Title Game (Columbus, Ohio)

2004-05 Stats

GP	G	A	P	P/M	
Colby Genoway	44	13	31	44	19/38
Travis Zajac	45	20	19	39	8/16
Drew Stafford	42	13	25	38	17/34
Rastislav Spirko	45	16	21	37	0/0
Rory McMahon	42	14	17	31	15/55
Nick Fuher	43	7	22	29	13/37
Brady Murray	25	8	12	20	11/22
Matt Jones	45	6	11	17	33/66
Chris Porter	45	12	3	15	18/36
Erik Fabian	27	5	7	12	2/4
Quinn Fylling	45	3	9	12	16/32

Andy Schneider	42	2	8	10	29/58
Matt Greene	43	2	8	10	63/126
Robbie Bina	32	0	9	9	4/8
Mike Prpich	41	7	1	8	36/80
Brian Canady	36	4	4	8	14/28
James Massen	41	2	5	7	4/8
Rylan Kaip	22	0	4	4	10/20
Kyle Radke	25	1	2	3	8/16
Matt Smaby	44	1	2	3	35/86
Scott Foyt	10	0	2	2	0/0
Lee Marvin	23	0	1	1	7/14
Jake Brandt	2	0	0	0	0/0
P. Lamoureux	18	0	0	0	2/4
Jordan Parise	27	0	0	0	3/6
UND Totals	45	136	223	359	370/800
Opp Totals	45	103	172	275	348/731

Goaltending

GAA	SV%	W-L-T	
Jordan Parise	2.13	.917	17-7-3
J.P. Lamoureux	2.19	.914	7-8-2
Jake Brandt	2.40	.895	1-0-0
UND Totals	2.26	.912	25-15-5
Opp Totals	2.99	.899	15-25-5

UND shutouts: Parise 2.

2005-06

Overall: 29-16-1
WCHA: 16-12-0 (t-4th)
Coach: Dave Hakstol
Captains: Matt Smaby (C), Mike Prpich (A), Chris Porter (A)

O2	Manitoba (Ex.)	W	6-1
O8	vs. Miami@	W	3-0
O9	vs. Michigan State@	L	0-3
O14	Northeastern	W	6-0
O15	Northeastern	W	2-1
O21	New Hampshire	W	3-2
O22	New Hampshire	T	3-3 OT
O28	Denver*	W	3-1
O29	Denver*	L	2-7
N4	Wisconsin*	L	2-4
N5	Wisconsin*	L	1-4
N11	Minnesota Duluth*	W	5-3
N12	Minnesota Duluth*	W	7-4
N18	St. Cloud State*	L	2-3
N19	St. Cloud State*	W	3-2
D2	Michigan Tech*	W	6-1
D3	Michigan Tech*	W	8-1
D9	Minnesota*	L	3-4
D10	Minnesota*	L	3-4
D16	Bemidji State	W	2-1
D17	Bemidji State	W	5-1
D29	Harvard	L	0-1
D30	Harvard	W	3-2
J6	Alaska Anchorage*	L	3-5
J7	Alaska Anchorage*	W	5-0
J13	Minnesota*	L	1-6
J14	Minnesota*	W	4-2
J20	Minnesota State*	W	6-3



2013-14 NORTH DAKOTA HOCKEY

* WCHA Game

** WCHA First Round Playoffs

WCHA Final Five (St. Paul, Minn.)

\$ NCAA West Regional (Grand Forks, N.D.)

% NCAA Semifinal Game (Milwaukee, Wis.)

2005-06 Stats	GP	G	A	P	P/M
Drew Stafford	42	24	24	48	22/63
Travis Zajac	46	18	29	47	10/20
T.J. Oshie	44	24	21	45	11/33
Jonathan Toews	42	22	17	39	11/22
Ryan Duncan	46	16	20	36	13/26
Rastislav Spirko	39	11	20	31	7/22
Brian Lee	44	4	23	27	22/44
Chris Porter	46	7	16	23	20/40
Matt Smaby	46	4	15	19	36/113
Taylor Chorney	44	3	15	18	23/54
Kyle Radke	44	3	12	15	39/100
Andrew Kozek	46	7	6	13	11/22
Mike Prpich	45	7	5	12	37/104
Erik Fabian	37	6	5	11	8/38
Matt Watkins	46	5	4	9	13/45
Rylan Kaip	42	3	5	8	34/76
Zach Jones	46	0	6	6	37/93
Jordan Parise	34	0	3	3	3/6
Joe Finley	43	0	3	3	33/96
Lee Marvin	13	0	1	1	3/6
Ryan Martens	2	0	0	0	0/0
Todd Alexander	3	0	0	0	0/0
Scott Foyt	7	0	0	0	4/19
J.P. Lamoureux	14	0	0	0	1/2
Brad Miller	15	0	0	0	1/2
UND Totals	46	164	250	414	403/1054
Opp Totals	46	109	171	280	367/904

Goaltending	GAA	SV%	W-L-T
Jordan Parise	2.20	.929	24-9-1
J.P. Lamoureux	2.61	.911	5-7-0
UND Totals	2.36	.922	29-16-1
Opp Totals	3.55	.881	16-29-1

UND shutouts: Parise 6, Lamoureux 1.

2006-07

Overall: 24-14-5

WCHA: 13-10-5 (3rd)

Coach: Dave Hakstol

Captains: Chris Porter (C), Erik Fabian (A),

Rylan Kaip (A), Jonathan Toews (A)

O1 Manitoba (Ex.)	W	5-2
O6 Quinnipiac	W	6-1
O7 Quinnipiac	W	3-2
O13 Wisconsin*	W	3-2 OT
O14 Wisconsin*	L	0-1
O20 Maine	L	2-6
O21 Maine	L	1-3
O27 Minnesota State*	W	5-4
O28 Minnesota State*	W	8-5
N3 St. Cloud State*	W	3-1
N4 St. Cloud State*	T	2-2 OT
N17 Alaska Anchorage*	L	2-6
N18 Alaska Anchorage*	L	2-4
N24 Colorado College*	L	3-4
N25 Colorado College*	W	5-2
D1 U.S. Under-18 (Ex.)	W	5-4 OT
D8 Wisconsin*	L	3-4
D9 Wisconsin*	L	2-4
D15 Michigan Tech*	L	1-3
D16 Michigan Tech*	L	2-3
D29 at Dartmouth@	W	4-1
D30 vs. St. Lawrence@	W	4-2
J5 Colorado College*	L	0-1
J6 Colorado College*	W	2-1
J12 Alaska Anchorage*	T	3-3 OT
J13 Alaska Anchorage*	W	4-0
J19 Bemidji State	W	3-2
J20 Bemidji State	W	6-3
J26 Minnesota*	W	5-3
J27 Minnesota*	W	7-3
F9 Minnesota State*	W	8-4
F10 Minnesota State*	T	4-4 OT
F16 Minnesota Duluth*	T	2-2 OT
F17 Minnesota Duluth*	W	1-0

F23 Denver*	L	3-4 OT
F24 Denver*	W	3-0
M2 St. Cloud State*	T	3-3 OT
M3 St. Cloud State*	W	7-2

WCHA PLAYOFFS

M9 Minnesota State**	W	5-2
M10 Minnesota State**	W	2-1
M16 vs. St. Cloud State#	W	6-2
M17 vs. Minnesota#	L	2-3 OT

NCAA PLAYOFFS

M24 Michigan\$	W	8-5
M25 Minnesota\$	W	3-2 OT
A5 vs. Boston College%	L	4-6

@ Ledyard National Bank Tournament

(Hanover, N.H.)

* WCHA Game

** WCHA First Round Playoffs

WCHA Final Five (St. Paul, Minn.)

\$ NCAA West Regional (Denver, Colo.)

% NCAA Semifinal Game (St. Louis, Mo.)

2006-07	GP	G	A	P	P/M
Ryan Duncan	43	31	26	57	17/34
T.J. Oshie	43	17	35	52	15/20
Jonathan Toews	34	18	28	46	5/10
Robbie Bina	43	10	22	32	23/46
Taylor Chorney	39	8	23	31	20/48
Chris Porter	43	13	17	30	19/38
Brian Lee	38	2	24	26	29/69
Brad Miller	41	10	14	24	11/22
Chay Genoway	43	5	14	19	17/42
Matt Watkins	38	6	11	17	10/31
Rylan Kaip	38	5	7	12	22/55
Erik Fabian	39	5	6	11	22/55
Andrew Kozek	41	5	6	11	6/12
Darcy Zajac	41	8	2	10	9/18
Ryan Martens	20	3	6	9	3/6
Chris VandeVelde	38	3	6	9	13/37
Joe Finley	41	1	6	7	32/72
Kyle Radke	41	2	3	5	49/109
Scott Foyt	8	1	2	3	0/0
Zach Jones	42	0	3	3	28/72
Michael Forney	16	0	2	2	5/10
J.P. Lamoureux	37	0	2	2	2/4
Hunter Bishop	4	0	1	1	2/4
Aaron Walski	2	0	0	0	0/0
Anthony Grieco	8	0	0	0	0/0
UND Totals	43	153	266	419	361/828
Opp Totals	43	116	186	302	342/785

Goaltending	GAA	SV%	W-L-T
J.P. Lamoureux	2.42	.913	21-12-4
Anthony Grieco	3.49	.884	3-2-1
Aaron Walski	2.96	.857	0-0-0
UND Totals	2.65	.905	24-14-5
Opp Totals	3.50	.881	14-24-5

UND shutouts: Lamoureux 3.

2007-08

Overall: 28-11-4

WCHA: 18-7-3 (2nd)

Coach: Dave Hakstol

Captains: Rylan Kaip (C), Ryan Duncan (A),

Taylor Chorney (A)

O7 Manitoba (Ex.)	W	9-3
O13 Michigan State@	W	6-0
O19 Boston College	T	0-0 2per.
O20 Northeastern	W	3-0
O26 Michigan Tech*	L	1-3
O27 Michigan Tech*	W	6-0
N2 Colorado College*	W	6-2
N3 Colorado College*	L	1-4
N9 Wisconsin*	L	0-4
N10 Wisconsin*	W	3-1
N23 Minnesota Duluth*	W	8-3
N24 Minnesota Duluth*	L	2-4
N30 Denver*	L	0-1
D1 Denver*	W	3-1
D7 Minnesota*	W	4-2
D8 Minnesota*	L	3-4
D28 New Hampshire	W	3-1
D29 New Hampshire	L	4-7

J4 St. Cloud State*	L	2-3
J5 St. Cloud State*	W	6-2
J11 Michigan Tech*	W	4-1
J12 Michigan Tech*	W	4-1
J18 Minnesota State*	W	2-1
J19 Minnesota State*	W	5-3
J25 Alaska Anchorage*	W	3-1
J26 Alaska Anchorage*	W	3-1
F1 Minnesota*	W	2-1 OT
F2 Minnesota*	T	1-1 OT
F15 Denver*	W	5-4
F16 Denver*	W	4-1
F23 Bemidji State	W	5-1
F24 Bemidji State	W	1-0
M1 Minnesota Duluth*	W	2-0
M2 Minnesota Duluth*	W	2-1 OT
M7 St. Cloud State*	T	1-1 OT
M8 St. Cloud State*	T	2-2 OT

WCHA PLAYOFFS

M14 Michigan Tech**	W	4-0
M15 Michigan Tech**	L	2-3 OT
M16 Michigan Tech**	W	2-1
M21 vs. Denver#	L	1-3
M22 vs. Colorado College#	W	4-2

NCAA PLAYOFFS

M29 Princeton\$	W	5-1
M30 Wisconsin\$	W	3-2 OT
A10 vs. Boston College%	L	1-6

@ U.S. Hockey Hall of Fame game

* WCHA Game

** WCHA First Round Playoffs

WCHA Final Five (St. Paul, Minn.)

\$ NCAA Midwest Regional (Madison, Wis.)

% NCAA Semifinal Game (Denver, Colo.)

2007-08	GP	G	A	P	P/M
T.J. Oshie	42	18	27	45	19/57
Ryan Duncan	43	18	22	40	20/51
Chris VandeVelde	43	15	17	32	19/38
Chay Genoway	38	8	21	29	19/46
Robbie Bina	43	2	23	25	21/42
Taylor Chorney	43	3	21	24	12/24
Andrew Kozek	42	18	3	21	9/18
Matt Watkins	43	8	10	18	13/34
Rylan Kaip	42	8	7	15	31/81
Joe Finley	43	4	11	15	30/79
Matt Frattin	43	4	11	15	9/18
Evan Trupp	32	8	5	13	11/30
Brad Miller	31	5	5	10	7/14
Ryan Martens	36	1	9	10	3/6
Darcy Zajac	41	3	5	8	16/46
Jake Marto	28	2	6	8	2/4
Derrick LaPoint	31	2	5	7	13/34
Kyle Radke	27	1	3	4	22/63
Brad Malone	34	1	2	3	18/44
J.P. Lamoureux	42	0	1	1	4/8
Aaron Walski	1	0	0	0	0/0
Michael Forney	3	0	0	0	0/0
Brent Davidson	5	0	0	0	0/0
Zach Jones	41	0	0	0	0/0
UND Totals	43	129	214	343	319/787
Opp Totals	43	80	130	210	327/816

Goaltending	GAA	SV%	W-L-T
J.P. Lamoureux	1.75	.932	27-11-4
Aaron Walski	0.00	1.000	1-0-0
UND Totals	1.86	.927	28-11-4
Opp Totals	3.00	.899	11-28-4

UND shutouts: Lamoureux 6, Walski 1.

2008-09

WCHA CHAMPIONS

Overall: 24-15-4

WCHA: 17-7-4 (1st)

Coach: Dave Hakstol

Captains: Ryan Duncan (C), Joe Finley (A),

Zach Jones (D), Matt Watkins (A)

O5 Manitoba (Ex.)	W	6-2
O10 Boston University^	L	1-5
O11 Massachusetts^	L	2-3

O17 Minnesota State*	L	1-5
O18 Minnesota State*	W	4-3
O31 Wisconsin*	W	3-2
N1 Wisconsin*	L	2-5
N7 Colorado College*	W	3-1
N8 Colorado College*	L	4-7
N14 Alaska Anchorage*	L	2-3
N15 Alaska Anchorage*	W	3-1
N21 Minnesota Duluth*	T	2-2 OT
N22 Minnesota Duluth*	L	1-3
N28 Cornell	W	7-3
N29 Cornell	L	1-2
D5 Harvard	W	10-1
D6 Harvard	W	4-3
D12 St. Cloud State	W	3-2
D13 St. Cloud State	W	7-4
D19 U.S. Under-18 (Ex.)	W	5-2
D27 Michigan State%	L	1-2
D28 Michigan Tech%	L	1-2
J2 Bemidji State	W	4-3
J3 Bemidji State	W	4-3 OT
J9 Minnesota*	W	6-3
J10 Minnesota*	W	6-1
J16 Michigan Tech*	T	3-3 OT
J17 Michigan Tech*	W	5-0
J23 Denver*	W	8-3
J24 Denver*	T	2-2 OT
J30 St. Cloud State*	L	0-3
J31 St. Cloud State*	W	4-2
F13 Minnesota State*	W	4-1
F14 Minnesota State*	W	4-3
F20 Alaska Anchorage*	W	2-1 OT
F21 Alaska Anchorage*	W	6-2
F28 Colorado College*	T	4-4 OT
M1 Colorado College*	W	4-3 OT
M6 Wisconsin*	W	2-1
M7 Wisconsin*	L	1-4

WCHA PLAYOFFS

M13 Michigan Tech**	W	5-1
M14 Michigan Tech**	W	4-3
M20 Minnesota Duluth#	L	0-3
M21 Wisconsin#	L	1-4

NCAA PLAYOFFS

M28 New Hampshire\$	L	5-6 OT
---------------------	---	--------

* WCHA Game

^ Ice Breaker Invitational (Boston, Mass.)

% Great Lakes Invitational (Detroit, Mich.)

** WCHA First Round Playoffs

WCHA Final Five (St. Paul, Minn.)

\$ NCAA Northeast Regional (Manchester, N.H.)

2008-09	GP	G	A	P	P/M
Ryan Duncan	43	20	19	39	11/22
Chris VandeVelde	43	18	17	35	25/69
Brad Miller	41	6	29	35	15/30
Chay Genoway	42	3	29	32	23/46
Jason Gregoire	42	12	17	29	14/28
Brett Hextall	42	12	14	26	36/91



2009-10

Overall: 25-13-5
WCHA: 15-10-3 (t-4th)
Coach: Dave Hakstol
Captains: Chay Genoway (C), Darcy Zajac (A), Chris VandeVelde (A)

O4	Manitoba (Ex.)	W	7-1
O9	Merrimack	W	5-2
O10	Merrimack	W	3-2
O16	Minnesota*	W	4-0
O17	Minnesota*	T	3-3 OT
O23	Alaska Anchorage*	W	5-0
O24	Alaska Anchorage*	L	1-2
N6	Michigan Tech*	W	4-2
N7	Michigan Tech*	W	4-1
N13	St. Cloud State*	W	4-2
N14	St. Cloud State*	L	2-3
N20	Denver*	L	0-1
N21	Denver*	L	2-3
N27	Ohio State^	W	4-1
N28	Miami^	T	5-5 OT
D4	Minnesota Duluth*	W	4-2
D5	Minnesota Duluth*	L	2-3 OT
D11	Wisconsin*	T	3-3 OT
D12	Wisconsin*	L	3-4
D19	U.S. Under-20 (Ex.)	L	3-4
J2	Niagara@	W	3-1
J3	Notre Dame@	T	3-3 OT
J8	Minnesota State*	W	4-1
J9	Minnesota State*	W	3-2
J15	Minnesota*	T	3-3 OT
J16	Minnesota*	L	1-5
J22	Cornell	L	0-1
J23	Cornell	W	3-1
J29	Denver*	L	0-2
J30	Denver*	L	2-4
F12	St. Cloud State*	L	3-4
F13	St. Cloud State*	W	8-1
F19	Minnesota Duluth*	W	5-2
F20	Minnesota Duluth	W	5-1
F26	Colorado College*	W	3-2 OT
F27	Colorado College*	W	3-2
M5	Michigan Tech*	W	5-1
M6	Michigan Tech*	W	3-2

WCHA PLAYOFFS

M12	Minnesota**	W	6-0
M13	Minnesota**	L	2-4
M14	Minnesota**	W	4-1
M18	Minnesota Duluth#	W	2-0
M19	Denver#	W	4-3
M20	St. Cloud State#	W	5-3

NCAA PLAYOFFS

M27 Yale\$ L 2-3

* WCHA Game
 ^ Subway Holiday Classic (Grand Forks)
 @ Shillelagh Tournament (Hoffman Estates, Ill.)
 ** WCHA First Round Playoffs
 # WCHA Final Five (St. Paul)
 \$ NCAA Northeast Regional (Worcester, Mass.)

2009-10	GP	G	A	P	P/M
Chris VandeVelde	42	16	25	41	11/22
Jason Gregoire	43	20	17	37	5/10
Danny Kristo	41	15	21	36	4/8
Evan Trupp	43	8	26	34	9/18
Brett Hextall	34	14	12	26	33/88
Brad Malone	43	11	14	25	39/102
Derrick LaPoint	43	2	20	22	8/16
Matt Frattin	24	11	8	19	9/21
Darcy Zajac	41	8	11	19	15/49
Jake Marto	42	5	13	18	8/16
David Toews	32	4	11	15	6/12
Ben Blood	43	5	9	14	44/96
Corban Knight	37	6	7	13	12/35
Mario Lamoureux	42	7	5	12	25/85
Chay Genoway	9	4	6	10	3/6
Joe Gleason	39	0	9	9	10/31
Carter Rowney	39	1	7	8	6/23
Brett Bruneteau	27	1	4	5	3/6
Mike Cichy	23	2	2	4	3/6
Andrew MacWilliam	43	0	3	3	38/87
Corey Fienhage	30	0	2	2	10/28

Aaron Dell	5	0	1	1	0/0
Brent Davidson	14	0	0	0	0/0
Brad Eidsness	41	0	0	0	1/2
UND Totals	43	140	233	373	309/781
Opp Totals	43	91	147	238	319/733

Goaltending	GAA	SV%	W-L-T
Brad Eidsness	2.11	.914	24-10-4
Aaron Dell	1.81	.897	1-3-1
UND Totals	2.09	.912	25-13-5
Opp Totals	3.22	.904	13-25-5

UND shutouts: Eidsness 3, Dell 1.

WCHA CHAMPIONS

2010-11

Overall: 32-9-3
WCHA: 21-6-1 (1st)
Coach: Dave Hakstol
Captains: Chay Genoway (C), Derrick LaPoint (A), Jake Marto (A)

O3	Manitoba (Ex.)	W	5-2
O8	Alaska Anchorage@	T	5-5 OT
O9	Alaska@	W	3-1
O15	Bemidji State*	W	5-2
O16	Bemidji State*	W	5-2
O22	Maine	L	3-7
O23	Maine	L	2-4
O29	Denver*	W	4-3
O30	Denver*	L	0-3
N5	Minnesota Duluth*	W	4-2
N6	Minnesota Duluth*	L	2-3 OT
N12	Wisconsin*	W	1-0
N13	Wisconsin*	W	4-2
N19	Nebraska Omaha*	W	6-5
N20	Nebraska Omaha*	L	0-1
N26	Notre Dame^	W	6-3
N27	Notre Dame^	T	2-2 OT
D3	St. Cloud State*	W	3-1
D4	St. Cloud State*	W	6-2
D10	Minnesota State*	W	4-3
D12	Minnesota State*	W	4-2
D18	U.S. Under-18 (Ex.)	W	2-1
D30	Minnesota Duluth!	W	5-0
J7	Robert Morris	W	8-0
J8	Robert Morris	W	2-1
J14	Minnesota*	L	2-3
J15	Minnesota*	W	4-1
J21	Nebraska Omaha*	L	4-8
J22	Nebraska Omaha*	W	4-2
J28	Colorado College*	L	2-4
J29	Colorado College*	W	6-0
F11	Alaska Anchorage*	W	6-1
F12	Alaska Anchorage*	W	3-1
F18	St. Cloud State*	T	3-3 OT
F19	St. Cloud State*	W	3-2
F26	Bemidji State*	W	5-2
F27	Bemidji State*	W	5-1
M4	Michigan Tech*	W	6-1
M5	Michigan Tech*	W	11-2

WCHA PLAYOFFS

M11	Michigan Tech**	W	8-0
M12	Michigan Tech**	W	3-1
M18	Colorado College#	W	4-3
M19	Denver#	W	3-2 2OT

NCAA PLAYOFFS

M26 Rensselaer\$ W 6-0
 M27 Denver\$ W 6-1
 A7 Michigan\$\$ L 0-2
 * WCHA Game
 @ Kendall Hockey Classic (Anchorage, Alaska)
 ^ Subway Holiday Classic (Grand Forks)
 ! U.S. Hockey Hall of Fame Game
 ** WCHA First Round Playoffs
 # WCHA Final Five (St. Paul)
 \$ NCAA Midwest Regional (Green Bay, Wis.)
 \$\$ NCAA Frozen Four (St. Paul)

2010-11	GP	G	A	P	P/M
Matt Frattin	44	36	24	60	21/42
Corban Knight	44	14	30	44	17/34
Jason Gregoire	35	25	18	43	4/8
Evan Trupp	44	17	24	41	9/18
Brad Malone	43	16	24	40	43/108
Chay Genoway	36	6	31	37	13/26
Brad Hextall	39	13	16	29	26/63
Danny Kristo	34	8	20	28	9/18
Brock Nelson	42	8	13	21	8/27
Jake Marto	44	8	11	19	4/8
Mario Lamoureux	43	3	14	17	16/65
Derek Forbort	38	0	15	15	13/26
Ben Blood	44	2	10	12	24/48
Dillon Simpson	30	2	8	10	4/8
Derrick LaPoint	43	2	8	10	4/8
Derek Rodwell	39	5	4	9	10/20
Brent Davidson	26	5	3	8	4/8
Andrew MacWilliam	37	0	8	8	19/49
Mike Cichy	25	3	4	7	3/6
Carter Rowney	28	3	2	5	7/14
Joe Gleason	22	1	3	4	4/19
Taylor Dickin	8	1	1	2	0/0
Aaron Dell	40	0	2	2	0/0
Brett Bruneteau	4	0	0	0	0/0
Brad Eidsness	7	0	0	0	0/0
UND Totals	44	178	293	471	265/629
Opp Totals	44	94	154	248	287/623

Goaltending	GAA	SV%	W-L-T
Aaron Dell	1.79	.924	30-7-2
Brad Eidsness	4.09	.812	2-2-1
UND Totals	2.10	.910	32-9-3
Opp Totals	3.98	.881	9-32-3

UND shutouts: Dell 6.

2011-12

Overall: 26-13-3
WCHA: 16-11-1 (4th)
Coach: Dave Hakstol
Captains: Mario Lamoureux (C), Ben Blood (A), Corban Knight (A), Andrew MacWilliam (A)

O1	Regina (Ex.)	W	8-1
O7	Air Force@	W	4-3
O8	Boston College@	L	2-6
O14	Maine	W	3-1
O15	Maine	T	3-3 OT
O21	Wisconsin*	L	3-5
O22	Wisconsin*	L	4-5
O28	St. Cloud State*	L	0-4
O29	St. Cloud State*	W	3-1
N4	Minnesota*	L	0-2
N5	Minnesota*	L	2-3
N19	Bemidji State*	W	5-2
N20	Bemidji State*	L	0-1
N25	Colorado College*^	W	7-6
N26	Colorado College*^	W	4-3
D2	Alaska Anchorage*	W	5-2
D3	Alaska Anchorage*	W	4-1
D9	Nebraska Omaha*	L	1-2 OT
D10	Nebraska Omaha*	W	1-0
D17	Russian Red Stars (Ex.)	W	5-1
D30	Harvard	T	4-4 OT
D31	Harvard	W	7-3
J7	Clarkson&	W	3-1
J13	Minnesota*	W	2-1
J14	Minnesota*	L	2-6
J20	St. Cloud State*	L	1-3
J21	St. Cloud State*	W	3-2
J27	Wisconsin*	W	5-3
J28	Wisconsin*	W	4-2
F10	Minnesota Duluth*	W	3-1
F11	Minnesota Duluth*	L	4-5
F17	Michigan Tech*	W	4-2
F18	Michigan Tech*	T	1-1 OT
F24	Denver*	W	4-3
F25	Denver*	L	3-5
M2	Minnesota State*	W	4-2
M3	Minnesota State*	W	3-0
M9	Bemidji State**	W	4-1

M10	Bemidji State**	W	4-3
M15	St. Cloud State#	W	4-1
M16	Minnesota#	W	6-3
M17	Denver#	W	4-0
M24	Western Michigan\$	W	3-1
M25	Minnesota\$	L	2-5

* WCHA Game
 @ Ice Breaker Tournament (Grand Forks)
 ^ Subway Holiday Classic (Grand Forks)
 & U.S. College Hockey Classic (Winnipeg)
 ** WCHA First Round Playoffs
 # WCHA Final Five (St. Paul)
 \$ NCAA West Regional (St. Paul)

2011-12	GP	G	A	P	P/M
Brock Nelson	42	28	19	47	2/4
Danny Kristo	42	19	26	45	11/33
Corban Knight	39	16	24	40	18/36
Carter Rowney	42	18	15	33	9/18
Mark MacMillan	42	7	16	23	13/26
Michael Parks	42	12	10	22	12/38
Ben Blood	42	3	18	21	27/73
Nick Mattson	42	6	13	19	5/10
Dillon Simpson	42	2	16	18	4/8
Joe Gleason	41	0	15	15	7/14
Derek Forbort	35	2	11	13	14/28
Mario Lamoureux	39	4	7	11	26/60
Connor Gaarder	33	4	6	10	5/10
Stephane Pattyn	42	4	3	7	18/36
Andrew MacWilliam	42	2	5	7	32/75
Brendan O'Donnell	17	5	1	6	0/0
Andrew Panzarella	40	0	4	4	9/29
Dan Senkbeil	30	0	3	3	5/10
Taylor Dickin	24	1	1	2	3/6
Rocco Grimaldi	4	1	1	2	1/2
Derek Rodwell	19	1	1	2	1/2
Aaron Dell	33	0	1	1	1/2
UND Totals	42	135	216	351	226/526
Opp Totals	42	108	189	297	240/607

Goaltending	GAA	SV%	W-L-T
Aaron Dell	2.67	.900	18-10-2
Brad Eidsness	2.17	.920	8-3-1
UND Totals	2.55	.904	26-13-3
Opp Totals	3.19	.891	13-26-3

UND shutouts: Dell 2, Eidsness 1.

2012-13

Overall: 22-13-7
WCHA: 14-7-7 (3rd)
Coach: Dave Hakstol
Captains: Andrew MacWilliam (C), Corban Knight (A), Danny Kristo (A), Carter Rowney (A)

O6	Manitoba (Ex.)	W	5-3
O12	U.S. Under-18 (Ex.)	W	6-4
O19	Alaska Anchorage^	W	5-0
O20	Alaska^	L	1-2
O26	Alaska Anchorage*	W	4-1
O27	Alaska Anchorage*	T	3-3 OT

J26	St. Cloud State*	T	2-2 OT
F1	Wisconsin*	T	1-1 OT
F2	Wisconsin*	W	4-1
F8	Nebraska Omaha*	W	2-1
F9	Nebraska Omaha*#	W	5-2
F22	Denver*	L	4-5
F23	Denver*	W	6-1
M1	Bemidji State*	W	4-2
M2	Bemidji State*	T	2-2 OT
M8	Minnesota State*	W	4-3
M9	Minnesota State*	L	1-2 OT
WCHA PLAYOFFS			
M15	Michigan Tech**	W	5-3
M16	Michigan Tech**	L	1-2
M17	Michigan Tech**	W	6-0
M21	Colorado College&	L	3-4 OT
NCAA PLAYOFFS			
M29	Niagara\$	W	2-1
M30	Yale\$	L	1-4

*WCHA Game
 ^ Brice Alaska Goal Rush (Fairbanks, Alaska)
 @ Subway Holiday Classic (Grand Forks)
 # Mutual of Omaha Battles on Ice outdoor game (TD Ameritrade Park; Omaha, Neb.)
 ** WCHA First Round Playoffs
 & WCHA Final Five (St. Paul)
 \$ NCAA West Regional (Grand Rapids, Mich.)

2012-13	GP	G	A	P	P/M
Danny Kristo	40	26	26	52	12/24
Corban Knight	41	16	33	49	20/40
Rocco Grimaldi	40	13	23	36	9/18
Carter Rowney	41	10	17	27	5/10
Mark MacMillan	42	13	12	25	14/28
Dillon Simpson	42	5	19	24	6/12
Joe Gleason	41	5	13	18	9/18
Derek Forbort	42	4	13	17	13/22
Drake Caggiula	39	8	8	16	10/31
Nick Mattson	38	3	12	15	4/8
Andrew MacWilliam	41	2	11	13	43/116
Jordan Schmaltz	42	3	9	12	10/31
Connor Gaarder	34	4	7	11	6/12
Brendan O'Donnell	29	2	8	10	10/20
Michael Parks	25	7	1	8	10/31
Mitch MacMillan	20	5	2	7	2/4
Colten St. Clair	40	3	4	7	12/32
Stephane Pattyn	41	2	2	4	22/60
Derek Rodwell	32	2	1	3	13/34
Bryn Chyzik	13	1	2	3	5/10
Dan Senkbeil	19	1	1	2	8/35
Zane Gothberg	17	0	2	2	1/2
Tate Maris	1	0	0	0	0/0
Coltyn Sanderson	2	0	0	0	0/0
Andrew Panzarella	7	0	0	0	3/6
Clarke Saunders	26	0	0	0	0/0
UND Totals	42	135	226	361	250/610
Opp Totals	42	103	172	275	264/655

Goaltending	GAA	SV%	W-L-T
Clarke Saunders	2.30	.917	13-9-4
Zane Gothberg	2.46	.920	9-4-3
Tate Maris	0.00	1.000	0-0-0
UND Totals	2.41	.916	22-13-7
Opp Totals	3.15	.898	13-22-7

UND shutouts: Saunders 2.



UND played the first outdoor game in program history when it defeated host Nebraska Omaha 5-2 on Feb. 9, 2013. The game, part of a doubleheader with the USHL dubbed the "Mutual of Omaha Battles on Ice," was played in front of more than 13,000 fans at Omaha's TD Ameritrade Park, the home of the NCAA's College World Series.



YEARS	COACH	OVERALL	LEAGUE
1929-32	Joe Brown	1-2-0 (.333)	---
1932-33	Noland Franz	1-8-0 (.111)	---
1935-36	Buck Cameron	2-2-0 (.500)	---
1936-46	<i>Intramural Hockey</i>		---
1946-47	John Jamieson	7-6-0 (.538)	---
1947-49	Don Norman	20-17-1 (.539)	---
1949-56	Cliff "Fido" Purpur	94-75-8 (.554)	42-42-0 (.500) MCHL/WIHL
1956-57	Al Renfrew	18-11-0 (.621)	13-9-0 (.591) WIHL
1957-59	Bob May	44-17-2 (.714)	21-5-1 (.796) WIHL
		14-7-0**	No League
		35-21-1***	
1959-64	Barry Thorndycraft	71-65-8 (.521)	59-49-4 (.545) WCHA
1964-66	R.H. "Bob" Peters	42-20-1 (.674)	26-12-0 (.684) WCHA
1966-68	Bill Selman	39-20-3 (.653)	29-14-1 (.670) WCHA
1968-78	Rube Bjorkman	149-186-11 (.447)	121-162-7 (.429) WCHA
1978-94	John "Gino" Gasparini	392-248-24 (.608)	277-197-21 (.581) WCHA
1994-04	Dean Blais	262-115-33 (.733)	176-74-29 (.683) WCHA
2004-pres.	<u>Dave Hakstol</u>	<u>235-119-37 (.648)</u>	<u>143-82-27 (.621) WCHA</u>
Totals	15 coaches	1,377-911-129 (.596)	831-600-89 (.576) WCHA only

** Old WIHL disbanded after 1957-58 season

*** Old WIHL played interlocking schedules, these figures for games only vs. old WIHL members



1929-32
Joe Brown



1935-36
Buck Cameron



1946-47
John Jamieson



1947-49
Don Norman



1949-56
Cliff "Fido" Purpur



1956-57
Al Renfrew



1957-59
Bob May



1959-64
Barry Thorndycraft



1964-66
R.H. "Bob" Peters



1966-68
Bill Selman



1968-78
Rube Bjorkman



1978-94
John "Gino" Gasparini



1994-04
Dean Blais



2004-present
Dave Hakstol



ALL-TIME NORTH DAKOTA ROSTER (Skaters)

NAME	#	YEARS	POS	GP	G-A-PTS	PN/PM	HOMETOWN	CAPTAINS
A								
Abram, Terry A. ***	3	66-69	D	90	10-54-64	60/139	So. St. Paul, Minn.	
Alexander, Todd *	5	05-06	D	3	0-0-0	0/0	New Hope, Minn.	
Adams, Akil *	2	92-94	D	18	0-0-0	22/63	Detroit, Mich.	
Anderson, Earl O. ****	16	69-73	W	134	69-76-145	29/58	Roseau, Minn.	72-73 (C)
Archibald, James L. ****	21,15	81-85	W	154	75-69-144	248/540	Craik, Saskatchewan	84-85 (C)
Armbrust, Peter ****	11	96-00	W	154	21-29-49	47/121	Edina, Minn.	99-00 (C)
Armbruster, Joe S. **	15	56-58	W	50	17-9-26	7/22	Fort Frances, Ontario	
Arnett, Dean F.	20	77-78	W	7	1-1-2	2/4	Pilot Mound, Manitoba	
Arnett, Mark G.		76-77	D	10	0-0-0	1/2	Pilot Mound, Manitoba	
B								
Bamburak, Roger ***	8	66-69	W	91	43-24-67	18/36	Winnipeg, Manitoba	
Barsness, Dean A. ****	17	80-84	C	134	30-44-74	12/24	Grand Forks, N.D.	
Bartlett, Robert M. **	16	61-63	W	57	24-35-59	26/65	Edmonton, Alberta	
Bartley, Wade A. *	2	88-89	D	32	1-1-2	4/8	Dauphin, Manitoba	
Baron, Murray **	3	86-89	D	122	7-26-33	116/249	Kamloops, British Columbia	
Baumgartner, Michael***	5	68-71	D	92	17-23-40	21/53	Roseau, Minn.	70-71 (C)
Bayda, Ryan ***	19	99-02	W	127	61-85-146	61/130	Saskatoon, Saskatchewan	01-02 (A)
Bear, Darren ***	5	91-94	D	100	4-16-20	51/105	Hodgson, Manitoba	
Beaulieu, Marcel H. **	6	52-54	W	33	6-3-9	5/10	Emerson, Manitoba	
Becker, Bradley D. ****	11, 15	73-77	W	143	66-57-123	67/180	Edina, Minn.	
Beckstead, Garfield R. **	18	57-61	W	18	1-1-2	1/2	Emerson, Manitoba	
Began, Robert D. ***	12,17	56-59	C/D	84	12-8-20	7/14	Eveleth, Minn.	
Benson, Thomas M. ****	6	84-88	D	159	4-45-49	129/277	Victoria, British Columbia	87-88 (A)
Berezan, Perry E. **	22	83-85	C	85	51-59-110	29/61	Edmonton, Alberta	
Berge, Mark A. ***	6,37	76-78, 80-81	D	107	7-24-31	39/78	Grand Forks, N.D.	
Berry, Bradley L. ***	3	83-86	D	112	12-62-74	30/60	Bashaw, Alberta	
Beswick, Sean ***	10	92-95	F	96	22-13-35	30/90	Sparwood, British Columbia	
Bina, Robbie ****	28	03-08	D	149	13-61-74	51/102	Grand Forks, N.D.	
Bishop, Hunter	19	06-07	F	4	0-1-1	2/4	Fairbanks, Alaska	
Blake, Jason ***	5	96-99	C	119	71-100-171	68/155	Moorhead, Minn.	
Blake, Joe **	28	96-98	D	48	1-4-5	10/20	Champlin, Minn.	
Blood, Ben ****	24	08-12	D	160	10-38-48	101/229	Plymouth, Minn.	11-12 (A)
Bobyck, Brent M. ****	25	86-90	C	159	45-60-105	54/122	Regina, Saskatchewan	89-90 (C)
Bochenski, Brandon ***	7	02-04	W	120	79-75-154	58/96	Blaine, Minn.	
Bombardir, L. Bradley ****	7	90-94	D	144	19-52-71	68/144	Powell River, British Columbia	92-93(A), 93-94 (C)
Bond, Joby ***	28,13	90-94	F	30	1-2-3	9/26	Winnipeg, Manitoba	
Boone, William N. **	5	53-55	W	55	14-12-26	10/23	South Burnaby, British Columbia	
Borlase, William I. **	3,20	61-64	D	37	3-5-8	18/36	Fort Frances, Ontario	
Bostrom, Raymond A. *	13	46-47	D	10	0-2-2	3/6	Grand Forks, N.D.	
Bowen, Jeffrey ***	9	83-87	W	94	16-14-30	38/84	East Grand Forks, Minn.	
Bagnalo, David F. ***	15	69-72	W	96	24-57-81	14/28	Thunder Bay, Ontario	
Brandt, Gary R. **	4	66-68	D	54	5-11-16	14/28	Salol, Minn.	
Bredahl, Jeffrey A. *	27	82-84	W	21	1-4-5	5/10	Minot, N.D.	
Brennan, Daniel T. ****	20	80-84	W	155	50-75-125	113/240	Dawson Creek, British Columbia	83-84 (C)
Brickey, Michael Scott *	24	87-88	W	16	2-1-3	5/10	Port Huron, Mich.	
Brodeur, Lee R. *	26	84-85	W	13	0-2-2	3/6	Grafton, N.D.	
Brown, Thomas G. *	4	74-75	D	34	1-5-6	8/19	Prince Albert, Saskatchewan	
Bruneteau, Brett **	13	09-11	F	31	1-4-5	3/6	Omaha, Neb.	
Brunetta, Julian V. ***	6,5	56-59	D	77	8-20-28	31/62	Fort Frances, Ontario	58-59 (A)
Bryduck, Walter S. *	10	53-54	W	1	1-1-2	1/2	Williams, Minn.	
Bull, Jesse ****	15	95-99	F	126	36-46-82	35/70	Faribault, Minn.	
Buran, Thomas R. *	23	47-48	W	4	0-1-1	0/0	Roseau, Minn.	
Burggraf, Mike ****	10	75-79	C	151	52-102-154	111/236	Roseau, Minn.	77-78 (A), 78-79 (C)
Burggraf, Frank V. ****	14	78-82	C/W	130	16-29-45	47/94	Roseau, Minn.	
Burns, Richard R. *	4	51-52	W	14	9-5-14	7/14	Stoneham, Mass.	
Burt, James G. **	22	90-92	D	37	1-2-3	14/28	Delta, British Columbia	
Byfuglien, Derrick	6	00-01	D	6	0-1-1	1/2	Roseau, Minn.	
C								
Caouette, Robert C. *	13	60-61	C	14	0-1-1	3/6	Crookston, Minn.	
Caggiula, Drake*	9	12-pres.	F	39	8-8-16	10/31	Pickering, Ontario	



NAME	#	YEARS	POS	GP	G-A-PTS	PN/PM	HOMETOWN	CAPTAINS
Cahoon, James L. ****	10	69-73	C	121	56-92-148	35/70	Melville, Saskatchewan	72-73 (C)
Calder, Adam ****	25	95-99	C/W	141	38-69-107	102/215	Portage la Prairie, Manitoba	98-99 (C)
Canady, Brian ****	22	02-05	W	117	11-12-23	53/131	Kenai, Alaska	
Cameron, Gregory W. ***	18	69-72	W	93	29-33-62	19/38	Souris, Manitoba	
Carlson, Brandon *	28	95-96	F	7	1-2-3	4/16	Anchorage, Alaska	
Carroll, Dunstan J.A. ****	9	79-83	C	156	59-60-119	48/115	Charlottetown, Prince Edward Island	82-83 (C)
Casey, Terry L. ***	12	63-66	C/W	88	57-61-118	7/14	Great Falls, Mont.	65-66 (C)
Castellano, Mike E. ***	9,3	54-57	C/W	85	32-43-75	11/22	Eveleth, Minn.	56-57 (C)
Caufield, Jay	29	84-85	D	1	0-0-0	0/0	Philadelphia, Pa.	
Chadwick, Paul T. ****	21	77-81	W	154	30-49-79	108/259	Williams Lake, British Columbia	80-81 (A)
Charlesworth, James M. ****	8	68-71	W	87	20-29-49	18/36	Grand Forks, N.D.	
Cherski, Ben A. ****	14	51-55	W	100	131-57-188	29/66	Edmonton, Alberta	
Chigol, George F. ***	21	61-64	W	83	31-27-58	17/42	Flin Flon, Manitoba	
Chorney, Marcus P. ****	16	77-81	D	153	24-94-118	132/278	Thunder Bay, Ont.	79-80 (A), 80-81 (C)
Chorney, Taylor ***	4	05-08	D	126	14-59-73	55/126	Hastings, Minn.	07-08 (A)
Christian, David W. **	7,13	77-79	C	78	30-40-70	18/36	Warroad, Minn.	
Christian, Edward S. ****	13	80-84	W	120	12-20-32	48/104	Warroad, Minn.	
Christian, Gordon G. ***	22	47-50	C	59	62-43-105	23/46	Warroad, Minn.	
Christensen, Rodney F. **	19	67-69	W	54	10-13-23	5/10	International Falls, Minn.	
Chyzyk, Bryn*	29	12-pres.	F	13	1-2-3	5/10	Virden, Manitoba	
Cichy, Michael *	8	09-11	F	48	5-6-11	6/12	New Hartford, Conn.	
Claviter, William R. ****	18	83-87	C/W	107	14-25-39	29/58	Virginia, Minn.	
Clubbe, James R. (Rick) ****	19	72-76	C/W	135	37-56-93	55/151	Toronto, Ontario	
Colborne, David M. *	20	76-77	W	14	7-11-18	28/72	Calgary, Alberta	
Cole, Wesley *	30	47-48	W	16	8-6-14	3/6	Warroad, Minn.	
Colehour, Bradley R. ***	25,21	70-73	C/W	43	3-2-5	6/12	Minneapolis, Minn.	
Colpitts, William R. **	7	59-61	W/C	61	36-54-90	9/18	Winnipeg, Manitoba	
Commodore, Mike ***	8	97-00	D	106	10-20-30	151/382	Ft. Saskatchewan, Alberta	
Connelly, Brendan *	13	01-02	W	6	0-0-0	1/2	White Bear Lake, Minn.	
Connelly, Ryan **	17	01-03	W	58	1-8-9	21/50	White Bear Lake, Minn.	
Cox, Bradford D. ****	4	76-80	D	156	21-102-123	67/158	Lethbridge, Alberta	
Cross, C. Kelly ***	9	70-73	W/C	78	17-30-47	5/10	Flin Flon, Manitoba	
Crough, Donald E. *	5	57-58	D	31	2-9-12	17/42	St. Albert, Alberta	
Cruise, James R. *	14	72-74	C	39	4-11-15	6/12	Dauphin, Manitoba	
Culbertson, Jerome B. ***	19	54-57	D	83	8-22-30	45/117	Duluth, Minn.	
D								
Dachyshyn, Dean C. ****	18	79-83	W	125	31-35-66	135/289	Devon, Alberta	82-83 (C)
Davidson, Brent ****	15	07-11	F	55	7-3-10	7/22	Morden, Manitoba	
Davidson, Lee A. ****	14	86-90	C	167	80-122-202	115/265	Winnipeg, Manitoba	89-90 (C)
Davidson, Roy ***	6	63-66	D	85	16-32-48	75/161	Winnipeg, Manitoba	65-66 (A)
DeFauw, Brad ****	24,20	96-00	W	150	40-38-78	86/189	Apple Valley, Minn.	
Delure, Joseph D. ****	22,16	73-77	W	111	38-51-89	36/88	Calgary, Alberta	
Dennis, Terrence A. **	10	73-75	C	68	18-25-43	29/98	Vancouver, British Columbia	
DePiero, Brian D. ***	14	69-72	C	98	42-52-96	14/28	Thunder Bay, Ontario	70-71 (C), 71-72 (C)
DePiero, Robert W. ****	7	73-77	C/D	138	38-66-104	55/113	Thunder Bay, Ontario	75-76 (C), 76-77 (C)
Dickin, Taylor *	14	11-12	F	24	1-1-2	3/6	Winnipeg, Manitoba	
Dickinson, George H. ***	12,24	48-51	W	61	32-45-77	20/40	Warroad, Minn.	
DiFuria, Carmelo R. (Dan)	3	51-52	D	5	0-0-0	4/16	Stoneham, Mass.	
Dixon, James E. **	16	63-65	W	38	6-6-12	2/4	Winnipeg, Manitoba	
Dobson, Larry ***	15	66-69	W	90	24-36-60	18/44	Flin Flon, Manitoba	
Donnelly, David M. **	16	81-83	W	72	28-31-59	61/144	Edmonton, Alberta	
Donovan, John W. *	24	46-47	D	12	1-1-2	1/2	St. Paul, Minn.	
Dorey, Wes ****	20	97-01	W	140	47-52-99	36/72	Edmonton, Alberta	
Dorsher, Robert P. ***	16	46-51	D	47	9-8-17	20/40	Grand Forks, N.D.	
Doyle, James W. *	29	47-48	W	11	1-2-3	1/2	Thief River Falls, Minn.	
Drader, Daryl E. ****	22,15	72-76	D	119	16-42-58	36/88	Estevan, Saskatchewan	74-75 (C), 75-76 (C)
Drader, Larry D. ***	25	72-75	W/C	96	34-40-74	32/72	Estevan, Saskatchewan	73-74 (C), 74-75 (C)
Dub, Scott L. ***	19	84-88	W	151	37-34-71	124/263	Pisek, N.D.	87-88 (A)
Duberman, Justin C. ****	20	88-92	W	159	49-56-105	108/255	Highland Park, Ill.	
Duncan, Robert R. ***	11	68-71	C/W	88	32-44-76	68/160	Calgary, Alberta	
Duncan, Ryan ****	16	05-09	W	175	85-87-172	61/133	Calgary, Alberta	07-08 (A), 08-09 (A)
Dunn, Hugh T. (Tom) **	18	66-68	C	48	13-15-28	9/18	Fort St. John, British Columbia	
Dunn, Travis G. **	20	78-80	D	62	0-13-13	26/52	Winnipeg, Manitoba	



2013-14 NORTH DAKOTA HOCKEY

NAME	#	YEARS	POS	GP	G-A-PTS	PN/PM	HOMETOWN	CAPTAINS
Dunsworth, Robert A. ***	10	51-54	D	72	8-22-30	23/54	Edmonton, Alberta	
Durgin, Darryl E. *	5	55-56	W	10	1-4-5	0/0	Thief River Falls, Minn.	
Dyda, Ernest J. **	14	61-63	W/C	58	25-30-55	7/14	Norquay, Saskatchewan	61-62 (A)
Dwyer, Jim	23	46-47	W	1	0-0-0	0/0	Grand Forks, N.D.	
E								
Eades, Cary M. ****	22	78-82	W	144	85-79-164	111/228	Burnaby, British Columbia	81-82 (C)
Eisenhut, Neil R. ****	8	87-91	W	148	65-83-148	37/90	Osoyoos, British Columbia	
Elliott, J. Gaylord **	9	50-53	W	16	0-0-2	3/6	Minneapolis, Minn.	
Evans, F. Granger **	19,6	61-64	W/D	46	9-10-19	9/21	Rose Valley, Saskatchewan	
Evans, Thomas J. **	21	73-75	W/D	70	22-24-46	21/42	Detroit Lakes, Minn.	
F								
Fabian, Erik ****	21	03-07	F	115	19-20-39	34/101	Roseau, Minn.	06-07 (A)
Faul, Derek *	21	02-03	W	8	0-1-1	0/0	Spy Hill, Saskatchewan	
Fester, Glen R. ***	19	80-83	D	82	1-20-21	29/58	Vernon, British Columbia	
Fienhage, Corey **	4	08-10	D	39	0-3-3	20/56	Apple Valley, Minn.	
Finley, Joe ****	2	05-09	D	154	7-28-35	119/303	Edina, Minn.	08-09 (A)
Flannery, James	30	46-47	W	2	1-1-2	0/0	Jamestown, N.D.	
Fischer, Steven M. *	2	73-74	D	18	1-0-1	1/2	St. Paul, Minn.	
Forbort, Derek ***	4	10-pres.	D	115	6-39-45	40/80	Duluth, Minn.	
Forney, Michael **	18	06-08	F	19	0-2-2	6/12	Thief River Falls, Minn.	
Forst, Rick D. ***	13	84-88	W	90	14-11-25	32/64	Esterhazy, Saskatchewan	
Fossand, Darryn G. ***	27,5	89-91	D	91	4-12-16	22/44	Bemidji, Minn.	
Fournier, Chris *	9	02-03	W	28	4-9-13	11/22	Anchorage, Alaska	
Foyt, Scott ****	4,25	03-07	F/D	27	1-4-5	4/19	Blaine, Minn.	
Frattin, Matt ****	21	07-11	W	153	64-55-119	59/129	Edmonton, Alberta	
Fuhrer, Nick ****	8	02-05	D	155	27-56-83	42/106	Grand Forks, N.D.	
Furlong, Michael P. ***	11	65-68	W/D	88	17-22-39	47/84	Dryden, Ontario	67-68 (C)
Fylling, Quinn ****	9	00-01, 02-05	F	167	25-51-76	42/95	Minot, N.D.	
G								
Gaarder, Connor**	13	11-pres.	F	67	8-13-21	11/22	Edina, Minn.	
Gasparini, John F. ***	10	65-68	C	88	12-37-49	40/80	Fort Frances, Ontario	67-68 (C)
Gasparini, Steven	22,11	72-73	W	23	4-5-9	7/14	Fort Frances, Ontario	
Gawley, David A. **	20	73-75	W	69	11-14-25	11/22	Regina, Saskatchewan	
Gazley, Peter J.	5	58-59	D	10	0-1-4	6/15	Red Deer Alberta	
Geatz, Ronald L. ***	2	53-56	W/C	70	25-22-47	16/35	Grand Forks, N.D.	
Geldart, Greg B.	9	88-89	C	1	0-0-0	0/0	Edmonton, Alberta	
Genoway, Charles (Chay) ****	5	06-11	D	168	26-101-127	75/166	Morden, Manitoba	09-10 (C), 10-11 (C)
Genoway, Colby ***	29	02-05	F	115	25-56-81	42/84	Morden, Manitoba	
Geving, David F. **	2	74-76	D	77	15-47-62	45/90	Minneapolis, Minn.	
Gibb, Kenneth R. ****	18,6	71-75	D/W	117	12-28-40	56/116	Stratford, Ontario	74-75 (C)
Gibbs, Mac J.	16	55-56	D	4	0-1-1	0/0	Norwood, Manitoba	
Gleason, Joe ****	20	09-13	D/F	143	6-40-46	30/82	Edina, Minn.	
Glinsky, James F. ***	25	75-78	C	97	10-14-24	6/12	Minneapolis, Minn.	
Goddard, Thomas F. ****	8	73-77	W	141	40-59-99	44/102	Thief River Falls, Minn.	76-77 (A)
Goodacre, George E. ***	2	60-63	D	66	7-36-43	42/92	Red Deer, Alberta	62-63 (A)
Goodman, Roger W. ***	5	51-54	D	72	9-23-32	13/29	Winnipeg, Manitoba	
Goren, Lee ***	4	97-00	W	111	66-61-127	44/88	Winnipeg, Manitoba	99-00 (A)
Gotziaman, Chris ****	16	90-94	F	146	38-28-66	75/152	Roseau, Minn.	92-93 (A), 93-94 (A)
Graham, Archie W. *		46-47	C	12	0-1-1	2/4	Grand Forks, N.D.	
Gratton, George G.***	1	58-61	G/W	71	1-0-1	2/4	Toronto, Ontario	
Gray, John A. ***	4	59-62	D	86	12-10-22	14/28	Winnipeg, Manitoba	60-61 (C), 61-62 (C)
Greene, Matt***	2	02-05	D	122	3-28-31	168/347	Grand Ledge, Mich.	04-05 (C)
Greigore, Jason ***	17	08-11	F	120	57-52-109	23/46	Winnipeg, Manitoba	
Grillo, Dino **	22	92-94	F	66	18-18-36	14/28	Warroad, Minn.	
Grimaldi, Rocco*	19	11-pres.	F	44	14-24-38	10/20	Rossmoor, Calif.	
Grina, Robert D. **	37	46-49		35	25-16-41	2/4	Grand Forks, N.D.	
Gurba, Wayne **	9	62-64	W/C	57	27-31-58	19/41	Flin Flon, Manitoba	
H								
Hagness, Duane J. *	29	46-47	W	13	8-5-13	4/13	Grand Forks, N.D.	
Hakstol, David D. ***	2	89-92	D	107	10-36-46	77/191	Warburg, Alberta	90-91 (C), 91-92 (C)
Hale, David ***	4	00-03	D	104	10-16-26	82/189	Colorado Springs, Colo.	02-03 (A)



NAME	#	YEARS	POS	GP	G-A-PTS	PN/PM	HOMETOWN	CAPTAINS
Hale, Ryan ****	25	99-04	F	162	19-33-52	47/116	Colorado Springs, Colo.	02-03 (C), 03-04 (A)
Haley, Bernard J. ****	19	58-61	W	80	16-23-39	20/63	Edmonton, Alberta	
Hammer, Trevor ****	3	97-01	D	152	9-44-53	43/97	Roseau, Minn	
Hangsleben, Alan W. ***	5	71-74	D/W	106	37-55-92	88/182	Warroad, Minn.	73-74 (C)
Hankerson, Kenneth L. *	6	66-68	D	21	1-2-3	4/8	Grand Forks, N.D.	
Hannesson, James H. ***	8	54-57	W	73	22-40-62	32/78	St. Boniface, Manitoba	
Hanson, John A. *	7	88-89	C	23	2-4-6	9/18	Eagan, Minn.	
Harris, Robert M. *	18	56-57	W	6	2-0-2	2/4	Dryden, Ontario	
Hasbargen, Adrian **	14	99-01	F/D	32	2-4-6	9/18	Warroad, Minn.	
Hausauer, Albert R. *	15	46-47	D	10	1-1-2	4/8	Jamestown, N.D.	
Healey James L. *	21	46-47	W	12	4-6-10	7/14	Grand Forks, N.D.	
Healey, John E. *	26	46-47	C	13	10-5-15	6/12	Grand Forks, N.D.	
Hegraness, Robert *	5	46-47	W	13	2-2-4	3/6	Grand Forks, N.D.	
Helgeland, Robert E. *	5,21	55-57	D/W	41	2-3-5	12/27	Thief River Falls, Minn.	
Henderson, Matt ****	22	94-98	W/C	135	48-44-92	84/195	White Bear Lake, Minn.	97-98 (A)
Henry, Alan J. ****	4	69-73	D	132	16-47-63	130/274	Falconbridge, Ontario	72-73 (C)
Herter, Jason D. ***	5	88-91	D	118	30-89-119	77/154	Halford, Saskatchewan	
Hextall, Brett ***	26	09-11	W	115	39-42-81	95/242	Manhattan Beach, Calif.	
Hextall, Dennis H. **	9	64-66	W/C	63	36-65-101	27/63	Poplar Point, Manitoba	65-66 (A)
Hill, Ryan **	28	09-11	D	0	0-0-0	0/0	Hermantown, Minn.	
Hillstrom, Robert	11	76-77	D	2	0-0-0	0/0	Grand Forks, N.D.	
Himmelright, William C. ****	9	75-79	D	152	28-121-149	105/218	Bemidji, Minn.	77-78 (A), 78-79 (C)
Hoogsteen, David ****	18	95-99	W	140	68-89-157	29/58	Thunder Bay, Ontario	98-99 (A)
Hoogsteen, Kevin ****	8	93-97	F	148	50-60-110	70/175	Thunder Bay, Ontario	96-97 (A)
Howard, Tarek	16	83-87	D	112	4-24-28	47/97	Olds, Alberta	
Howe, Corey **	8	91-93	D	65	2-10-12	43/92	Roseau, Minn.	
Hrkac, Anthony J. **	21,7	84-85, 86-87	C	84	64-106-170	29/64	Thunder Bay, Ontario	
Hryniuk, Brett ****	21	91-95	F	134	26-21-47	66/153	Calgary, Alberta	
Hudson, David ***	16,9	67-70	C/D	92	40-33-73	21/50	St. Thomas, Ontario	69-70 (C)
Huglen, Mark E. *	19	83-84	W	29	1-7-8	5/10	Roseau, Minn.	
Huot, Raymond E.	10	51-54	W	92	47-63-110	53/113	St. Boniface, Manitoba	
I								
Iannone, Thomas J.	17	64-66	W	62	27-28-55	11/22	Flin Flon, Manitoba	
J								
Jackson, Dane ***	24	89-92	W	120	55-39-94	90/216	Castlegar, British Columbia	91-92 (A)
Jackson, Donald Bruce*	8	65-66	W	21	1-3-4	2/4	Winnipeg, Manitoba	
Janaway, David***	20	64-67	W	90	25-30-55	24/48	Portage LaPrairie, Manitoba	66-67 (A)
Jeffries, Mark R. *	11	71-72	W	13	0-1-1	3/6	Hopkins, Minn.	
Jensen, Chris B. ****	14	82-86	W	131	77-95-172	123/261	Salmon Arm, British Columbia	
Jensen, Waldon A. *	7	50-51	W	4	0-0-0	1/2	Grand Forks, N.D.	
Jerome, Arthur	13	60-61	W	21	1-5-6	4/8	Devils Lake, N.D.	
Johannson, Kenneth J. ***	11	50-53	C	71	54-85-139	18/55	Edmonton, Alberta	51-52 (C), 52-53 (A)
Johnson, Chad L. ***	14	90-93	F	95	6-16-22	52/118	Grand Forks, N.D.	
Johnson, Corey ****	24	92-96	F	139	14-23-37	47/105	Thunder Bay, Ontario	
Johnson, Dennis W. ***	20	70-73	W	82	23-37-60	20/40	Grand Forks, N.D.	
Johnson, Gregory ****	9	89-93	C	155	74-198-272	29/74	Thunder Bay, Ontario	91-92 (C), 92-93 (C)
Johnson, John E. *	8	46-47	W	12	1-0-1	6/18	Grand Forks, N.D.	
Johnson, Mark	18	84-85	D	1	0-0-0	1/2	Toronto, Ontario	
Johnson, Robert N. *	3	50-51	W	24	15-5-20	9/21	Minneapolis, Minn.	
Johnson, Milton E. (Prince) **	31	47-50	W	39	49-21-70	15/30	Webster, S.D.	
Johnson, Ross **	23	88-90	W	72	11-16-27	17/34	Rochester, Minn.	
Johnson, Russell L. (Buzz) **	21	47-50	C/W	38	35-31-66	23/51	Webster, S.D.	
Johnson, Ryan *	25,9	94-96	C/W	59	8-39-47	21/53	Thunder Bay, Ontario	
Johnson, Steven S. ****	17,7	84-88	W/C	153	70-121-191	48/99	Grand Forks, N.D.	87-88 (C)
Johnston, Douglas W. ***	20,7	67-70	W	81	26-24-50	61/133	Harriston, Ontario	
Jones, Matt ****	3	02-05	D	162	16-36-52	76/152	Lisle, Ill.	04-05 (A)
Jones, Zach ****	6	05-09	D	168	1-10-11	93/237	Lisle, Ill.	08-09 (A)
Joyce, Robert T. ***	20	84-87	W	127	101-81-182	46/92	Winnipeg, Manitoba	86-87 (C)
K								
Kaip, Rylan ****	17	04-08	F	144	16-23-39	97/232	Radville, Saskatchewan	06-07 (A), 07-08 (C)
Kaiser, Gary E. *	23	86-87	D	9	0-1-1	9/18	Fargo, N.D.	
Kallay, Ian **	10	95-97	W	76	39-45-84	17/34	Whitecourt, Alberta	



2013-14 NORTH DAKOTA HOCKEY

NAME	#	YEARS	POS	GP	G-A-PTS	PN/PM	HOMETOWN	CAPTAINS
Kartio, David L. ***	7	66-69	W	91	58-36-94	14/31	Sault Ste. Marie, Ontario	
Kath, David *	26	74-75	C	9	2-0-2	2/4	Roseville, Minn.	
Kell, Gerald B. **	8	63-65	W/C	58	38-42-80	22/56	N. Kildonan, Manitoba	64-65 (A)
Kenny, Pat*	22	98-00	W	9	0-0-0	0/0	Edmonton, Alberta	
Kidd, Ian **	4	85-87	D	84	19-63-82	60/123	Gresham, Ore.	85-86 (A), 86-87 (A)
Killian, William J. *	28	46-47	W	13	1-1-2	1/2	Seattle, Wash.	
King, Ronald W. ***	14,19	57-60	W	94	23-31-54	33/74	Fort Frances, Ontario	
Kirton, Scott ****	19	91-95	F	131	20-48-68	105/282	Elmvale, Ontario	94-95 (A)
Kleven, Scott P. *	23	70-72	W	10	1-0-1	0/0	Red Lake Falls, Minn.	
Klotz, Glen M. ****	21	82-86	W	140	18-87-105	60/126	Edmonton, Alberta	85-86 (C)
Knauf, James M. *	22	55-56	C/W	22	1-0-1	6/20	Grand Forks, N.D.	
Knauf, John *	17	53-54	W	8	0-0-0	1/2	Grand Forks, N.D.	
Knight, Corban ****	10	09-13	C	161	52-94-146	67/145	High River, Alberta	11-12 (A), 12-13 (A)
Koberinski, Scott ****	15	85-89	C	160	48-88-136	57/122	North Battleford, Saskatchewan	88-89 (A)
Kochevar, Robert W. *	4	55-56	C	20	3-3-6	1/2	Eveleth, Minn.	
Kompon, Joey T. **	23	73-75	W	65	13-25-38	17/42	Thunder Bay, Ontario	
Kozek, Andrew ****	10	05-09	W	167	38-27-65	46/92	Sicamous, British Columbia	
Krapotich, Mickey ****	8	83-87	C/W	155	64-72-136	29/58	Hibbing, Minn.	85-86 (A), 86-87 (A)
Kristo, Danny ****	7	09-13	W	157	68-93-161	36/83	Eden Prairie, Minn.	12-13 (A)
Krumholz, Robert E. ****	25	47-52	W	79	47-42-89	31/76	Hallock, Minn.	50-51 (C)
Kryworuchka, Paul *	15	77-78	W	36	5-9-14	15/30	Prince Albert, Saskatchewan	
L								
Lafond, Jerry W. ***	4	64-67	D	90	13-35-48	15/46	Dawson Creek, British Columbia	66-67 (A)
LaFrance, Guy E. ***	8	57-60	C/D	93	33-60-93	37/93	Fort Frances, Ontario	59-60 (C)
LaMoine, Michael ****	27	85-89	D	140	8-40-48	65/131	Grand Forks, N.D.	
Lamoureux, Mario ****	9	08-12	F	148	17-29-46	76/228	Grand Forks, N.D.	11-12 (C)
Lamoureux, Roger B. ****	17	73-77	C/W	144	48-85-133	67/134	Calgary, Alberta	76-77 (A)
Lanigan, Lowell P. *	24	68-69	D	26	0-7-7	11/22	Regina, Saskatchewan	
Langlie, Kent	6	72-73	D	6	0-1-1	4/8	Roseau, Minn.	
LaPoint, Derrick ****	3	07-11	D	149	7-37-44	31/70	Eau Claire, Wis.	10-11 (A)
Larson, Bartley W. ***	18	58-61	W	85	12-17-29	15/46	Minneapolis, Minn.	
Larson, Jonathan ****	4	89-93	D	94	3-10-13	25/58	Roseau, Minn.	
Law, Robert J. **	7	71-73	W	68	13-20-33	12/24	Fort Frances, Ontario	
Lawson, Robert R. *	3	72-73	D	34	5-12-17	15/38	Taconite, Minn.	
Lee, Brian **	22	05-07	D	82	6-47-53	51/113	Moorhead, Minn.	
Leigh, James A. *	20	46-47	W	13	2-2-4	1/2	Grand Forks, N.D.	
Leinweber, Chris ****	24,5	99-03	D	130	2-18-20	33/66	Calgary, Alberta	
Lillo, Robert K. ***	19	64-67	W	83	19-28-47	9/18	Roseau, Minn.	
Litke, Dane ****	4	93-97	D	136	7-62-69	25/50	Beausejour, Manitoba	95-96 (C), 96-97 (C)
Loven, Tim D. ***	23	82-85	D	80	1-18-19	13/26	Grand Forks, N.D.	
Ludwig, Craig L. ***	2	79-82	D	114	10-42-52	71/150	Eagle River, Wis.	
Lund, Derwood J. ***	9,22	50-53	W	63	36-33-69	11/22	Thief River Falls, Minn.	
Lundbohm, Bryan ***	10	98-01	W	122	56-68-124	28/56	Roseau, Minn.	00-01 (A)
Lundbohm, David ****	5	00-04	F	152	46-78-124	45/90	Roseau, Minn.	03-04 (A)
Lundbohm, Michael C. ***	19	69-72	C	72	9-7-16	4/8	Roseau, Minn.	
Lundby, Michael J. ***	28,2	70-73	D/W	81	12-29-41	16/35	Grand Forks, N.D.	
Lyndon, Ralph G. ***	4	57-60	D	74	11-26-37	48/99	Winnipeg, Manitoba	
Lyons, Gary J. **	17	66-68	W	49	3-9-32	14/31	Baudette, Minn.	
M								
MacKenzie, Peter W. ***	18	64-67	D	92	3-18-21	20/40	Winnipeg, Manitoba	
MacMillan, Mark **	16	11-pres.	F	84	20-28-48	27/54	Penticton, British Columbia	
MacMillan, Mitch*	25	12-pres.	F	20	5-2-7	2/4	Penticton, British Columbia	
MacWilliam, Andrew ****	2	09-13	D	163	4-27-31	132/327	Calgary, Alberta	11-12 (A), 12-13 (C)
Magnuson, Troy W. ***	16,15	79-82	W	65	10-10-20	15/33	Chanhassen, Minn.	
Malone, Brad ****	22	07-11	F	161	33-52-85	132/329	Miramichi, New Brunswick	
Marek, Zdenek (Stan) *	5	50-51	C	24	15-19-34	7/22	Prostějov, Czech Republic	
Marks, John ***	2	67-70	D	92	14-46-60	44/88	Winnipeg, Manitoba	69-70 (C)
Martens, Erwin W. ****	21,17	76-80	W	151	49-50-99	56/110	Cartwright, Manitoba	79-80 (A)
Martens, Ryan ****	8	05-09	W	98	14-27-41	12/24	Selkirk, Manitoba	
Marto, Jacob ****	25	07-11	D	157	21-41-62	24/48	Grand Forks, N.D.	10-11 (A)
Marvin, Calvin D. ***	20	47-50	D	55	0-10-10	16/32	Warroad, Minn.	
Marvin, Conway A. **	6	78-80	D	40	0-8-8	16/32	Warroad, Minn.	
Marvin, David L. ****	13,9	87-91	D	159	12-65-77	75/116	Warroad, Minn.	



NAME	#	YEARS	POS	GP	G-A-PTS	PN/PM	HOMETOWN	CAPTAINS
Marvin, Lee ***	23,13	02-06	F/D	86	3-8-11	16/32	Warroad, Minn.	
Marvin, Randolph Scott ****	3	73-78	D	121	5-18-23	135/302	Warroad, Minn.	75-76 (C), 77-78 (C)
Massen, James ****	20	02-05	F	137	23-38-61	19/38	Bismarck, N.D.	
Matheson, Jack W. **	10	61-63	W	54	14-16-30	27/57	Brandon, Manitoba	
Mathews, John	21	67-68	W	4	0-1-1	0/0	Winnipeg, Manitoba	
Mattson, Nick **	5	11-pres.	D	80	9-25-34	9/18	Chanhasen, Minn.	
Maxwell, Kevin P. *	7	78-79	D	42	31-51-82	35/79	Chilliwack, British Columbia	
Maxwell, Randy B. *	7	82-83	C	26	4-5-9	5/10	Chilliwack, British Columbia	
May, Robert Howley **	2	49-51	D	47	2-3-5	29/58	Sprague, Manitoba	50-51 (C)
Mazur, David A. **	11	63-65	W/C	58	21-39-60	14/28	Dauphin, Manitoba	64-65 (A)
Mazurak, Chad ****	27	98-02	D	141	21-50-71	86/188	Regina, Saskatchewan	01-02 (C)
McCormick, Robert (Mike) **	16	87-99	D	60	5-4-9	23/50	Lynnwood, Wash.	
McFarlane, Shane D. ****	26	87-90	C	81	4-7-11	14/28	Warroad, Minn.	
McKinnon, Daniel D. ***	32	47-50	D	61	7-8-15	25/53	Williams, Minn.	
McKinnon, Kevin ****	28,25	89-90, 91-94	F	118	36-33-69	38/84	Carman, Manitoba	93-94 (A)
McKinnon, Paul N. **	27	47-50	D	37	9-7-16	19/38	Williams, Minn.	
McLean, Alan S. **	7	61-63	C/W	58	37-53-90	25/72	New Westminster, British Columbia	
McLean, Jeffrey A. ****	20,10	87-88, 89-92	W	163	56-88-144	55/118	Port Moody, British Columbia	
McMahon, Rory ****	10	02-05	C	160	36-47-83	56/170	Perdue, Saskatchewan	04-05 (A)
Medved, Charles James ***	15	47-50	C	41	45-50-95	15/30	Crookston, Minn.	49-50 (C)
Meek, Harlen D.	10	55-56	W	22	0-1-1	1/10	Warroad, Minn.	
Merrifield, David W. ***	8	60-63	C	76	45-59-104	28/72	Thunder Bay, Ontario	
Merrifield, Leslie S. ***	12	57-60	W	93	24-41-65	40/109	Thunder Bay, Ontario	
Meuwissen, James **	2	82-84	D	30	2-8-10	11/22	Minneapolis, Minn.	
Mihulka, Rob V. ****	18	75-79	D/W	152	40-62-102	53/106	Grafton, N.D.	
Miller, Arthur C. ***	9	57-60	W	93	65-52-117	28/64	Moose Jaw, Saskatchewan	59-60 (A)
Miller, Brad ****	14	05-09	W/D	128	21-48-69	34/68	Alpharetta, Ga.	
Miller, Gerald M. ****	18,17	69-73	W	129	46-42-88	62/151	Moose Jaw, Saskatchewan	
Mishler, Timothy D. *	22	82-83	W	18	4-4-8	0/0	East Grand Forks, Minn.	
Mitani, Darcy ****	20	92-96	F	140	55-57-112	78/162	Dryden, Ontario	
Morelli, Matthew P. ****	21	87-91	W	74	7-3-10	6/12	Minot, N.D.	
Morelli, Reginald P. ***	18,16	57-60	C	85	60-72-132	13/34	Hamilton, Ontario	
Morgan, Frank J. *	6	51-52	W	23	1-1-2	6/12	West Haven, Conn.	
Morken, Carl H. *	16	50-51	D	10	0-0-0	2/4	Grand Forks, N.D.	
Morrison, John	8	56-57	D	6	0-0-0	2/4	Selkirk, Manitoba	
Mowris, Robert E. *	7	46-47	W	13	0-1-1	1/2	Thief River Falls, Minn.	
Munro, Robert D. ***	9	66-69	C	81	38-71-109	23/56	Geraldton, Ontario	68-69 (C)
Murphy, Aaron	14	97-98	W	2	0-0-0	3/6	Grand Rapids, Minn.	
Murphy, Curtis ****	2	94-98	D	153	32-86-118	88/196	Kerrobert, Saskatchewan	97-98 (A)
Murphy, Keith ***	18	92-95	F	109	20-10-30	24/59	Kerrobert, Saskatchewan	94-95 (C)
Murphy, Paul ***	28	98-01	D	70	2-19-21	11/33	Manvel, N.D.	
Murray, Bob*	15	48-50	D	31	0-1-1	1/2	Warroad, Minn.	88-49 (C)
Murray, Brady**	14	03-05	F	62	27-39-66	27/54	Brandon, Manitoba	
Murray, Troy N. **	7	80-82	C	80	55-74-129	45/90	St. Albert, Alberta	
Myers, Barry G. *	18	54-55	D	10	1-2-3	6/12	Winnipeg, Manitoba	
Myers, Rick J. ****	24	75-80	W	126	45-61-106	25/51	East Grand Forks, Minn.	
Myhre, John	20	75-76	D	7	0-1-1	0/0	Minneapolis, Minn.	
N								
Nakonechny, Perry S. ****	10	83-87	W	144	27-38-65	54/108	Dauphin, Manitoba	
Naumenko, Nick ****	6	92-96	D	146	38-102-140	81/178	Chicago, Ill.	95-96 (A)
Neitzke, Michael A. ***	23	75-80	W	74	15-15-30	17/34	Detroit Lakes, Minn.	
Nelson, Brock **	29	10-12	C	84	36-32-68	10/31	Warroad, Minn.	
Ness, Jay **	24,4	82-85	D	19	0-0-0	4/8	Roseau, Minn.	
Noah, John M. ****	19,25	47-51	D/C	67	29-44-73	15/30	Crookston, Minn.	
Nieland, Scott M. *	5	75-76	D	32	2-10-12	11/22	Edina, Minn.	
Norby, Jeffrey	5	76-77	D	17	1-3-4	4/8	Detroit Lakes, Minn.	
Nord, Orval W. (Ossie) *	23	46-47	W	12	2-2-4	0/0	Detroit Lakes, Minn.	
Norman, Todd B. **	24	84-86	W	61	14-7-21	35/78	St. Paul, Minn.	
Notermann, Jason ****	26	99-03	F	165	40-62-102	51/132	Rochester, Minn.	
Novak, John B. **	3	51-54	D	47	5-21-26	30/63	Winnipeg, Manitoba	
O								
O'Connell, Tim ****	6	96-00	D	115	1-16-17	47/132	Grand Forks, N.D.	
O'Donnell, Brendan **	21	11-pres.	F	46	7-9-16	1/20	Winnipeg, Manitoba	




2013-14 NORTH DAKOTA HOCKEY

NAME	#	YEARS	POS	GP	G-A-PTS	PN/PM	HOMETOWN	CAPTAINS
Ogden, Terry L. ***	5	65-68	D	82	4-24-28	27/57	Fort Frances, Ontario	67-68 (C)
O'Keefe, Timothy J. ***	6	68-71	D/C	75	4-12-16	7/14	Grand Forks, N.D.	
O'Leary, Pat *	11	00-01	F	33	4-3-7	9/29	Fargo, N.D.	
Olson, Arley W. *	23	80-81	D	28	1-1-2	5/10	Eatonia, Saskatchewan	
Olson, Jarrod ***	26	91-95	D	82	4-7-10	27/54	Minot, N.D.	
Oshie, T.J. ***	7	05-08	F	129	59-83-142	45/120	Warroad, Minn.	
Oxholm, Lars *	3	91-93	D	37	1-7-8	30/68	Herning, Denmark	
P								
Palmiscno, Anthony	23	72-74	W	15	3-2-5	2/4	Grand Forks, N.D.	
Palmiscno, Steven J. ***	26	80-84	W	85	20-32-52	18/36	Grand Forks, N.D.	
Palmiscno, Tyler ****	15	00-04	F	76	8-6-14	6/12	East Grand Forks, Minn.	
Panzarella, Andrew *	22	11-pres.	D	40	0-4-4	9/29	Washington, D.C.	
Panzer, Jay ****	16	95-99	W	143	58-86-144	25/58	Grand Forks, N.D.	
Panzer, Jeff ****	17	97-01	C	164	80-148-228	38/73	Grand Forks, N.D.	00-01 (C)
Paoletti, Terry N. *	14	55-56	D	7	0-0-0	2/4	Eveleth, Minn.	
Paranica, Grant ****	22	85-89	W	129	42-44-86	80/162	North Battleford, Saskatchewan	88-89 (C)
Parent, L. Russell ****	17	86-90	D	162	24-115-139	100/225	Winnipeg, Manitoba	89-90 (A)
Parise, Zach **	11	02-04	C	76	49-67-116	29/58	Faribault, Minn.	
Parks, Malcolm R. ****	11	83-87	W	159	39-52-91	80/171	Edmonton, Alberta	
Parks, Michael **	15	11-pres.	F	67	19-11-30	22/69	St. Louis, Mo.	
Pascall, Brad D. ****	6	88-92	D	114	2-20-22	126/264	Coquitlam, British Columbia	
Paschke, Stanley E. ***	7,19	56-59	W	92	24-29-53	9/24	Grand Forks, N.D.	
Passolt, Daniel K.	16	74-75	C	4	0-0-0	2/4	St. Louis Park, Minn.	
Patrick, James A. **	3	81-83	D	78	17-60-77	26/55	Winnipeg, Manitoba	
Pattyn, Stephane **	28	11-pres.	F	83	6-5-11	40/96	Ste. Anne, Manitoba	
Pederson, Walter J. **	18	51-54	W	53	4-9-13	4/8	Greenbush, Minn.	
Perry, William Garth *	6,16	58-61	W	18	0-0-0	3/9	Red Deer, Alberta	
Peskey, Robert H. *	3	46-47	D	13	1-2-3	7/14	St. Louis Park, Minn.	
Philion, Tom ****	26	95-99	C/W	69	8-10-18	10/20	Minot, N.D.	
Phillips, Robert D. *	63	48-50	W	8	1-0-1	0/0	Noyes, Minn.	
Pivetz, Mark ****	3	93-97	D	145	12-38-50	95/228	Edmonton, Alberta	96-97 (A)
Poole, Joseph W. ***	11	56-59	C	90	42-52-94	22/47	Thief River Falls, Minn.	58-59 (A)
Porter, Chris ****	24	03-07	F	175	42-51-93	80/160	Thunder Bay, Ontario	05-06 (A), 06-07 (C)
Possin, Mike **	29	98-01	W	23	1-0-1	12/24	St. Cloud, Minn.	
Prpich, Mike ****	19	02-06	F	163	31-21-52	137/334	Kenaston, Saskatchewan	05-06 (A)
Purpur, Gary L. *	22	71-72	C	11	2-1-3	0/0	Grand Forks, N.D.	
Purpur, Kenneth R. ***	7	51-54	C	72	46-71-117	27/65	Grand Forks, N.D.	
R								
Radke, Kyle ****	26	04-08	D/F	137	7-20-27	118/288	Bashaw, Alberta	
Rappana, Kevin ***	23	91-96	D	110	1-12-13	104/241	Duluth, Minn.	94-95 (A)
Reed, Jace **	27,3	89-91	D	23	0-0-0	2/4	Grand Rapids, Minn.	
Reichart, William F. ***	7	54-57	W/C	85	97-59-156	23-57	Winnipeg, Manitoba	56-57 (C)
Rice, Tyler **	27	94-95, 96-97	F	46	7-13-20	43/127	Winnipeg, Manitoba	
Ridley, James K. ***	14,23	55-58	W	88	64-71-135	50/135	Portage La Prairie, Manitoba	57-58 (C)
Riendeau, Donald ***	17	90-93	C	104	23-29-52	58/159	East Grand Forks, Minn.	
Roberge, Maurice P. (Sonny) ***	12,4	61-64	D	72	4-15-19	28/56	Edmonton, Alberta	62-63 (C), 63-64 (C)
Roche, Travis **	7	99-01	D	88	17-60-77	47/102	Whitecourt, Alberta	
Rodwell, Derek ***	11	10-pres.	F	90	8-6-14	24/56	Taber, Alberta	
Romaniuk, Russell J. ***	19	88-91	W	123	93-57-150	50/116	Winnipeg, Manitoba	90-91 (A)
Roseborough, Curtis L. ***	2,15	59-62	D	86	10-25-35	47/97	Winnipeg, Manitoba	61-62 (A)
Ross, Donald F. ***	17,5	61-64	D/C	89	38-48-86	31/62	Roseau, Minn.	64-65 (C)
Rowney, Carter ****	27	09-13	F	150	32-41-73	27/65	Sexsmith, Alberta	12-13 (A)
Rubert, Henry A. *		78-79	W	6	0-0-0	2/4	Thunder Bay, Ontario	
Running, Walter M. ***	15	53-56	D	77	1-14-15	35/70	Fargo, N.D.	
Russell, Joseph J. **	4	73-75	D	67	5-9-14	14/28	Minneapolis, Minn.	
Rygh, Paul B. ***	14	63-66	W	76	11-9-20	9/18	Roseau, Minn.	
S								
St. Clair, Colten*	17	12-pres.	F	40	3-4-7	12/32	Gilbert, Ariz.	
Sandelin, Scott A. ****	5	82-86	D	149	16-77-93	51/102	Hibbing, Minn.	84-85 (C), 85-86 (C)
Schmaltz, Jordan*	24	12-pres.	D	42	3-9-12	10/31	Verona, Wis.	
Schneekloth, Aaron ****	23	98-02	D	150	19-54-73	45/90	Calgary, Alberta	01-02 (A)
Schneider, Andy ****	6	02-05	D	159	18-59-77	109/229	Grand Forks, N.D.	03-04 (C), 04-05 (C)



NAME	#	YEARS	POS	GP	G-A-PTS	PN/PM	HOMETOWN	CAPTAINS
Schriner, Martin R. ****	15	90-94	F	145	35-64-99	192/487	Port Huron, Mich.	
Schroeder, Timothy M. **	9	73-75	D	50	4-12-16	10/23	East Grand Forks, Minn.	
Schulte, Paxton J. *	18	90-91	F	38	2-4-6	12/32	Onaway, Alberta	
Selman, William G. ***	3	60-63	D	72	1-19-20	28/56	Fort Frances, Ontario	
Senkbeil, Daniel **	8	11-13	D/F	49	1-4-5	13/45	Fremont, Calif.	
Shannon, Wilfred A. ***	4	51-56	W	57	14-33-47	13/42	Winnipeg, Manitoba	
Shell, Elwood H. ***	2	51-54	D/C	70	11-38-49	46/119	Edmonton, Alberta	
Sherven, Gordon R. ***	11	81-84	W/C	92	35-51-86	18/36	Mankota, Saskatchewan	
Shupe, Robert	18	65-66	D	8	0-0-0	1/2	Weyburn, Saskatchewan	
Silovich, Joe A. ***	18	47-50	D	61	22-9-31	54/130	Eveleth, Minn.	
Simpson, Dillon ***	18	10-pres.	D	114	9-43-52	14/28	Edmonton, Alberta	
Skarperud, Tim ***	18	99-02	F	120	42-48-90	35/78	Grand Forks, N.D.	
Slivinski, Albert E. **	5	59-61	D	43	1-6-7	34/79	Thunder Bay, Ontario	
Slukynsky, Tim *	7	94-95	F	21	0-4-4	2/4	Portage la Prairie, Manitoba	
Slupski, Rudolph H. *	9	54-55	D	19	0-1-1	4/8	Winnipeg, Manitoba	
Smaby, Matt **	27	03-06	D	129	6-23-29	106/280	Minneapolis, Minn.	05-06 (C)
Smail, Douglas D. ***	8	77-80	W	113	89-106-195	84/168	Moose Jaw, Saskatchewan	
Smith, Geoff A. *	4	87-88	D	51	4-13-17	24/48	Edmonton, Alberta	
South, James L. *	35	46-47	W	12	0-0-0	2/4	Fargo, N.D.	
Spiewak, Kevin ****	16	99-03	F	162	38-52-90	59/145	Schaumburg, Ill.	02-03 (A)
Spirko, Rastislav **	11	04-06	F	84	27-41-68	7/22	Vrutky, Slovakia	
Spolar, John J. *	10	54-55	D	24	0-1-1	1/2	Virginia, Minn.	
Stafford, Drew ***	18	03-06	W	120	48-70-118	54/127	Faribault, Minn.	
Stasiuk, Peter E. ***	9	60-63	W	79	10-13-23	21/50	Lethbridge, Alberta	
Steen, Jim	26	85-86	D	1	0-0-0	1/2	Moorhead, Minn.	
Stenson, William R. ***	2	56-59	D	83	12-33-45	68/169	Moose Jaw, Saskatchewan	58-59 (C)
Steeves, Arnold B. *	13	62-63	W	5	0-1-1	1/2	Marathon, Ontario	
Stirrett, Wilmot A. **	10	62-64	W	47	11-8-19	12/24	Thunder Bay, Ontario	
Stokaluk, Donald G. ***	18	61-64	W	65	16-14-30	8/16	Thunder Bay, Ontario	
Stone, Michael J. ****	5	77-79, 80-82	D	161	25-74-99	116/251	Roseau, Minn.	
Storsteen, Daniel E. ***	11	60-63	W	87	21-44-65	42/84	Devils Lake, N.D.	62-63 (A)
Stoskopf, Jack E. **	9	55-57	W	8	4-5-9	2/12	Warroad, Minn.	
Stoyko, Bob J. *	10	64-65	C	33	19-21-40	16/32	Winnipeg, Manitoba	
Strachan, Leslie J.	5	75-76	D	2	0-0-0	1/2	Kelowna, British Columbia	
Strimbiski, Brian F. **	21	64-66	W	60	28-38-66	46/107	Winnipeg, Manitoba	
Stuart, James Duncan **	33,17	68-70	W	51	2-5-7	9/18	Bowden, Alberta	
Sturrock, Chad *	5	94-95	F	24	0-3-3	7/14	Stettler, Alberta	
Sullivan, Dennis W. *	14	48-49	W	21	2-5-7	0/0	Crookston, Minn.	
Sullivan, William P. ***	26	47-50	W	57	23-17-40	5/10	Crookston, Minn.	
Sutherland, John M. ***	5	61-64	D	79	8-16-24	51/118	Winnipeg, Manitoba	
Swartz, Don G. ****	14	74-78	W	138	27-35-62	61/131	Grafton, N.D.	
Sykes, Phil M. ****	25	78-82	W	161	98-90-188	42/92	Dawson Creek, British Columbia	80-81 (A), 81-82 (C)
T								
Taylor, Mark C. ****	11	76-80	W/C	157	97-168-265	44/96	Vancouver, British Columbia	78-79 (C), 79-80 (C)
Tesarowski, Chester S.	6	55-56	W	7	0-0-0	2/4	Calder, Saskatchewan	
Thomlinson, Edward C. ***	10	57-60	W	95	49-53-102	34/68	Sault Ste. Marie, Ontario	59-60 (A)
Thullner, Stephen L. *	3	58-60	D	45	6-14-20	16/32	Winnipeg, Manitoba	
Tippett, David G. **	8	81-83	C	79	28-59-87	34/68	Prince Albert, Saskatchewan	
Toews, David **	18	08-10	F	55	9-17-26	8/16	Winnipeg, Manitoba	
Toews, Jonathan **	9	05-07	C/W	76	40-45-85	16/32	Winnipeg, Manitoba	06-07 (A)
Tremblay, David A. *	21	75-76	W	28	3-1-4	9/18	Hawkesbury, Ontario	
Trew, Billy **	14	94-96	C	67	13-23-36	12/24	Winnipeg, Manitoba	
Trimble, William C. *	12	51-54	W	32	6-5-11	5/10	Edmonton, Alberta	
Trupp, Evan ****	19	07-11	F	157	40-68-108	41/90	Anchorage, Alaska	
Tuff, Robert K. ***	14	66-69	W	85	27-26-53	17/50	Calgary, Alberta	68-69 (C)
U								
Ulmer, Jason ****	9	96-00	C/W	146	33-69-102	35/100	Wilcox, Saskatchewan	99-00 (A)
Ulmer, Jeff ***	19	95-99	C/W	135	39-46-85	66/132	Wilcox, Saskatchewan	
Ulvin, Richard D. ***	17,3	63-66	D	61	7-11-18	18/36	Roseau, Minn.	
V								
Valk, Garry	18	87-90	W	121	59-46-105	111/227	Edmonton, Alberta	
VandeVelde, Chris ****	29	06-10	F	166	52-65-117	68/166	Moorhead, Minn.	09-10 (A)

NAME	#	YEARS	POS	GP	G-A-PTS	PN/PM	HOMETOWN	CAPTAINS
Vig, Mitch ****	13,7	94-98	D	115	5-17-32	60/144	Bismarck, N.D.	97-98 (C)
Vilandre, James A. *	24	80-81	W	16	0-1-1	2/4	Grand Forks, N.D.	
Volcan, Michael S. *	5	79-80	D	33	2-14-16	19/38	Edmonton, Alberta	
W								
Wade, John G. ***	11	53-56	C	83	30-38-68	10/20	Winnipeg, Manitoba	
Walker, Gerald A. ***	6	58-61	C/W	74	26-22-48	19/41	Sudbury, Ontario	60-61 (A)
Walker, Howard K. **	3	78-80	D	77	14-34-48	53/133	Grande Prairie, Alberta	
Walters, Kenneth D. **	15	63-65	C	25	2-1-3	2/4	Grand Forks, N.D.	
Ward, Dixon M. ****	11	88-92	W	163	110-109-219	105/244	Leduc, Alberta	91-92 (A)
Warnock, Ernest W. ***	6,15	51-55	C/W	77	17-9-26	3/9	Wakefield, Mass.	
Watkins, Matt ****	20	05-09	C/W	168	26-32-58	52/152	Aylesbury, Saskatchewan	08-09 (A)
Wellen, Kenneth J.	15	58-59	C	10	1-1-2	1/2	Roseau, Minn.	
White, Donald L. (Blacky) *	17	60-61	W	13	1-2-3	2/4	Winnipeg, Manitoba	
White, Donald W. (Whitey) *	18,17	60-62	W	29	14-14-28	11/25	Winnipeg, Manitoba	
White, Glen B. ****	10	79-83	C/W	147	54-65-119	41/82	Rosetown, Saskatchewan	
Whitsitt, William E. ****	4	80-84	D	145	8-32-40	30/63	Bloomington, Minn.	83-84 (C)
Willems, Edgar T. ***	3,18	55-58	D	69	9-19-28	52/104	Winnipeg, Manitoba	57-58 (C)
Wilkie, Kenneth G. ***	19,17	50-53	W/D	56	7-5-12	16/32	Neepawa, Manitoba	
Williams, Brian ****	25	82-86	C/W	162	71-109-180	89/192	Fargo, N.D.	85-86 (C)
Williams, James P. (Itts)	20	47-48	D	3	0-0-0	2/4	Grand Forks, N.D.	
Williamson, Brad ****	21	95-99	D	155	22-77-99	83/166	Thunder Bay, Ontario	98-99 (A)
Wilms, William A. ***	7	63-66	W	81	33-31-64	11/30	Winnipeg, Manitoba	
Wilson, Edward C. ***	28	47-51	C/W	69	22-17-39	5/10	Warroad, Minn.	
Wilson, Landon **	9	93-95	C	66	25-31-56	106/288	Eden Prairie, Minn.	
Wilson, Richard G. ***	3	69-72	D	97	15-38-53	98/234	Prince Albert, Saskatchewan	71-72 (C)
Wing, Murray A. *	2	70-71	D	29	3-10-13	9/18	Thunder Bay, Ontario	
Winters, Blaine R. **	8	71-73	W	51	3-2-5	6/12	Flin Flon, Manitoba	
Wright, Nate	6	00-01	D	1	0-0-0	1/2	Alexandria, Minn.	
Wynne, Fred (Teeder) ***	11	92-96	C	114	58-83-141	40/99	Calgary, Alberta	95-96 (A)
XY								
Yurecko, Jeff *	21	99-01	F	29	2-1-3	12/24	Edina, Minn.	
Z								
Zajac, Darcy ****	11	06-10	F	166	24-30-54	56/145	Winnipeg, Manitoba	09-10 (A)
Zajac, Travis **	15	04-06	F	91	38-48-96	29/58	Winnipeg, Manitoba	
Zaparniuk, Richard D. ****	20,19	76-80	C	157	60-125-185	44/98	Edmonton, Alberta	
Zavoral, James R. *	12	55-56	W	5	0-1-1	0-0	Thief River Falls, Minn.	
Zierke, Brian ***	17	93-96	F	64	11-13-24	65/171	Brainerd, Minn.	
Zombo, Richard J. ***	6	81-84	D	112	13-50-63	53/112	Des Plaines, Ill.	83-84 (C)



Men's hockey existed long before the varsity days of the Fighting Sioux. Pictured at left, the 1904 squad. Pictured below, the 1929-30 team coached by Joe Brown.





ALL-TIME NORTH DAKOTA ROSTER (*Goalies*)

NAME	#	YEARS	GP	GA	GAA	SAVES	SV%	W-L-T	SO	HOMETOWN
AB										
Baland, George, A.	1	61-64	6	11	1.83	66	.866	3-2-0	0	Virginia, Minn.
Belfour, Edward *	29	86-87	34	81	2.43	876	.915	29-4-0	3	Carman, Manitoba
Blanchard, Brian K. *	1	68-69	15	56	3.81	374	.870	10-5-0	1	New Westminster, British Columbia
Borovsky, William J. *	18	55-56	6	38	7.60	198	.839	1-5-0	0	Grand Forks, N.D.
Brandt, Jake ****	30	02-05	59	130	2.50	1184	.901	32-12-4	4	Roseau, Minn.
Brower, Scott C. ****	35	84-88	85	300	3.56	2433	.890	47-34-2	4	Viking, Alberta
C										
Cadden, Daniel J. (Cory) *	29	90-92	9	32	4.15	226	.876	3-5-0	0	Leduc, Alberta
Casey, Jonathan J. ****	35,1	80-84	77	222	2.89	2306	.910	52-20-4	3	Grand Rapids, Minn.
Couture, Tony R. ***	35	88-91	59	197	3.38	1433	.879	34-16-3	0	International Falls, Minn.
Curran, Michael V. (Lefty) ***	1	65-68	86	251	2.98	2180	.897	54-28-4	3	International Falls, Minn.
D										
Dell, Aaron ***	32	09-12	78	156	2.15	1626	.912	49-20-5	9	Airdrie, Alberta
Delmore, Timothy C. **	30	71-73	24	97	4.16	675	.874	14-8-1	0	Roseau, Minn.
Derrett, Edward G. *		53-54	2	10	5.00	47	.825	1-1-0	0	Winnipeg, Manitoba
Dickson, Christopher ****	30	87-91	78	277	3.68	1894	.872	43-30-3	1	Vancouver, British Columbia
Donnelly, Melvin ***		77-80	29	118	4.17	857	.879	16-11-0	1	Fort Frances, Ontario
E										
Eidsness, Brad ****	31	08-12	104	236	2.41	2287	.906	58-27-10	5	Chestermere, Alberta
Endres, Jason *	30	99-00	2	2	1.73	13	.867	1-0-0	0	Grand Forks, N.D.
Engelstad, Ralph L. *	23	48-50	14	58	4.14	381	.868	8-5-0	0	Thief River Falls, Minn.
F										
Finkelstein, Alex **	1	51-53	44	170	3.86	1188	.875	27-16-1	3	Winnipeg, Manitoba
Forman, Arthur H. *	16	46-48	10	41	5.10	238	.850	1-0-0	0	Wahpeton, N.D.
G										
Goehring, Karl ****	1	97-01	118	249	2.23	2783	.918	80-20-13	15	Apple Valley, Minn.
Gothberg, Zane*	31	12-pres.	17	41	2.46	473	.920	9-4-3	0	Thief River Falls, Minn.
Gratton, George G. ***	1	58-61	60	264	3.83	1667	.864	35-30-3	1	Toronto, Ontario
Gregg, J. Warren **	1	59-62	8	41	5.13	215	.811	1-4-0	0	Winnipeg, Manitoba
Grieco, Anthony *	31	06-07	8	22	3.49	168	.884	3-2-1	0	Brampton, Ontario
H										
Hangsleben, Gordon L. **	30	73-75	9	40	4.60	262	.868	2-4-1	0	East Grand Forks, Minn.
Howard, William	1	63-64	1	4	4.00	33	.892	0-1-0	0	Grand Forks, N.D.
I										
Iwabuchi, Robert K. **	30	78-80	47	131	2.81	1087	.892	28-13-1	1	Edmonton, Alberta
J										
Jensen, Darren A. ***	1, 30	79-82	70	236	3.41	1955	.894	46-22-3	1	Creston, British Columbia
Jones, Todd ***	29, 1	91-94	54	231	4.69	1569	.872	18-29-2	0	Thunder Bay, Ontario
K										
Kollar, Andy ****	35	98-02	66	178	2.97	1593	.899	41-14-5	3	Winnipeg, Manitoba
Kriski, Billy	3	72-73	2	6	3.00	36	.875	2-0-0	1	Winnipeg, Manitoba
Kvalevog, Toby ****	35	93-97	121	424	3.82	2936	.873	52-50-9	2	Bemidji, Minn.
L										
Lamoureux, Jean Pierre***	1	79-82	31	102	3.40	783	.897	18-8-0	1	Fort Saskatchewan, Alberta
Lamoureux, Jean-Philippe ***	34, 1	04-08	111	231	2.14	2656	.920	60-38-10	10	Grand Forks, N.D.
Lech, Joseph J. **	1	62-65	80	223	2.79	1838	.892	42-21-5	4	Glen Bain, Saskatchewan
Lembke, Jeff ****	31, 35	91-95	25	92	5.67	493	.843	5-10-0	0	Pembina, N.D.
Lindbeck, Rudolph S. ***	1	48-52	28	146	5.21	740	.835	14-12-2	0	South St. Paul, Minn.



2013-14 NORTH DAKOTA HOCKEY

NAME	#	YEARS	GP	GA	GAA	SAVES	SV%	W-L-T	SO	HOMETOWN
M										
Maris, Tate ****	35	09-13	1	0	0.00	1	1.000	0-0-0	0	Denver, Colo.
Maruska, William O. *	17	54-55	2	3	1.50	26	.900	1-0-0	0	St. Paul, Minn.
Murphy, David J. ****	1	69-73	68	280	4.14	1877	.870	23-25-2	0	Sault Ste. Marie, Ontario
Murray, Robert L. ***	17	47-50	45	238	5.29	1438	.858	24-18-3	1	Warroad, Minn.
N										
Nelson, James M. ****	30	68-71	47	196	4.17	1391	.876	23-22-2	0	Roseau, Minn.
O										
Otto, Dudley G. ***	1	59-63	35	145	4.14	873	.756	12-19-1	0	South St. Paul, Minn.
P										
Parise, Jordan ***	1	03-06	83	172	2.14	2006	.921	55-20-7	10	Faribault, Minn.
Patterson, Gerald W. *	18	46-47	5	19	3.80	150	.870		0	Rainy River, Ontario
Pavlat, Travis	31	95-96	2	2	1.79	22	.917	0-0-0	0	Sault Ste. Marie, Mich.
Peabody, Robert E. **	1	57-59	40	123	3.08	803	.867	27-10	2	Grand Forks, N.D.
Perry, Craig *	30	83-86	5	17	3.95	109	.865	3-1-0	0	Fort Frances, Ontario
Peters, Robert H. *		57-58	11	14	1.27	205	.927	9-1-1	2	Fort Frances, Ontario
Peters, Steven W. ***	30,1	87-90	15	54	3.60	395	.880	7-5-2	0	Bemidji, Minn.
Powell, Kevin ***	30,1	92-95	29	107	4.58	653	.859	8-14-1	0	Columbia Heights, Minn.
QR										
Ranfranz, Marc *	35	02-03	9	16	2.35	133	.893	3-4-1	1	Rochester, Minn.
S										
Saunders, Clarke	33	12-pres.	26	59	2.30	649	.917	13-9-4	2	Brockville, Ontario
Schultz, Gerald A. (Spike)**	1	53-55	49	193	3.94	1408	.879	23-23-2	5	Edmonton, Alberta
Schweitzer, Aaron **	30	96-98	38	97	2.99	754	.886	24-8-0	5	Regina, Saskatchewan
Severson, Gary L. **	30	67-69	16	69	4.31	360	.839	7-6-2	0	Grand Forks, N.D.
Siembida, Josh **	1	02-03	31	90	3.35	603	.870	17-10-1	1	Porcupine, Ontario
Skramstad, Darrell *	2	63-64	4	0	0.00		1.000	0-0-0	0	Devils Lake, N.D.
Sofie, Ryan ***	31	00-03	4	6	3.15	30	.833	0-0-0	0	Baxter, Minn.
Stankoven, A. William ***	30	75-79	70	329	4.75	2466	.881	31-35-1	0	Enderby, British Columbia
Stauss, Dale W. ***	1	64-67	5	25	5.00	125	.893	2-3-0	0	East Grand Forks, Minn.
Strome, Greg J. ****	1	83-87	40	152	3.80	1045	.873	22-15-0	0	Muenster, Saskatchewan
TUV										
Vickar, Aaron **	1	95-97	16	43	3.97	227	.841	5-5-0	0	St. Louis, Mo.
W										
Walski, Aaron ****	30	05-09	6	12	2.87	64	.842	1-3-0	1	Fargo, N.D.
Waselovich, Peter ****	1	73-77	104	503	4.87	3517	.875	44-67-11	2	International Falls, Minn.
Watkinson, Frank W. *	31	57-58	1	7	7.00	17	.708	0-1-0	0	Virginia, Minn.
XY										
Yurkovich, Thomas M. ***	4,1	54-57	58	201	3.47	1361	.875	31-23-1	5	Eveleth, Minn.
Z										
Ziegelmann, Nate*	33	03-04	2	1	2.77	9	.900	0-0-0	0	Grand Forks, N.D.



Howard Walker

- 1 -

Lindbeck, Rudolph S. ***	1948-52
Finkelstein, Alex **	1951-53
Schultz, Gerald A. **	1953-55
Yurkovich, Thomas M. *** (also #4)	1954-57
Peters, Robert H. *	1957-58
Peabody, Robert E. **	1957-59
Gratton, George G. ***	1958-61
Gregg, J. Warren **	1959-62
Otto, Dudley G. ***	1959-63
Baland, George A.	1961-64
Lech, Josph J. **	1962-65
Howard, William	1963-64
Stauss, Dale W. ***	1964-67
Curran, Michael V. (Lefty) ***	1965-68
Blanchard, Brian K. *	1968-69
Murphy, David J. ****	1969-73
Waselovich, Peter ****	1973-77
Jensen, Darren A. *** (also #30)	1979-82
Lamoureux, Jean Pierre ***	1979-82
Casey, Jonathan J. **** (also #35)	1980-84
Strome, Greg J. ****	1983-87
Peters, Steven W. *** (also #30)	1987-90
Jones, Todd *** (also #29)	1991-94
Powell, Kevin *** (also #30)	1992-95
Vickar, Aaron **	1995-97
Goehring, Karl ****	1997-01
Siembida, Josh **	2002-03
Parise, Jordan ***	2003-06
Lamoureux, Jean-Philippe **** (also #34)	2006-08

- 2 -

May, Robert Howley **	1949-51
Shell, Elwood H. ***	1951-54
Geatz, Ronald L. ***	1953-56
Stenson, William R. ***	1956-59
Roseborough, Curtis L. *** (also #15)	1959-62
Goodacre, George E. ***	1960-63
Skramstad, Darrell *	1963-64
Marks, John ***	1967-70
Wing, Murray A. *	1970-71
Lundby, Michael J. *** (also #28)	1970-73
Fischer, Steven M. *	1973-74

Geving, David F. **	1974-76
Ludwig, Craig L. ***	1979-82
Meuwissen, James **	1982-84
Bartley, Wade A. *	1988-89
Hakstol, David D. ***	1989-92
Adams, Akil *	1992-94
Murphy, Curtis ****	1994-98
Greene, Matt ***	2002-05
Finley, Joe ****	2005-09
MacWilliam, Andrew ****	2009-13

- 3 -

Peskey, Robert H. *	1946-47
Johnson, Robert N. *	1950-51
Novak, John B. **	1951-54
DiFuria, Carmelo R. (Dan)	1951-52
Castellano, Mike E. *** (also #9)	1954-57
Willems, Edgar T. *** (also #18)	1955-58
Thullner, Stephen L. *	1958-60
Selman, William G. ***	1960-63
Borlase, William I. ** (also #20)	1961-64
Ulvin, Richard D. *** (also #17)	1963-66
Abram, Terry A. ***	1966-69
Nelson, James M. ***	1968-71
Wilson, Richard G. ***	1969-72
Lawson, Robert R. *	1972-73
Kriski, Billy	1972-73
Marvin, Randolph Scott ****	1973-78
Berge, Mark A. *** (also #6)	1976-78, 80-81
Walker, Howard K. **	1978-80
Patrick, James A. **	1981-83
Berry, Bradley L. ***	1983-86
Baron, Murray **	1986-89
Reed, Jace ** (also #27)	1989-91
Oxholm, Lars *	1991-93
Pivetz, Mark ****	1993-97
Hammer, Trevor ****	1997-01
Jones, Matt ****	2001-05
LaPoint, Derrick ****	2007-11

- 4 -

Burns, Richard R. *	1951-52
Shannon, Wilfred A. ***	1951-56
Yurkovich, Thomas M. *** (also #1)	1954-57
Kochevar, Robert W. *	1955-56
Lyndon, Ralph G. ***	1957-60
Roberge, Maurice P. (Sonny) *** (also #12)	1961-64
Gray, John A. ***	1959-62
Lafond, Jerry W. ***	1964-67
Brandt, Gary R. **	1966-68
Henry, Alan J. ****	1969-73
Russell, Joseph J. **	1973-75
Brown, Thomas G. *	1974-75
Cox, Bradford D. ****	1976-80
Whitsitt, William E. ****	1980-84
Ness, Jay ** (also #24)	1982-85
Kidd, Ian **	1985-87
Smith, Geoff A. *	1987-88
Larson, Jonathan ****	1989-93
Litke, Dane ****	1993-97
Goren, Lee ***	1997-00
Hale, David ***	2000-03
Foyt, Scott **** (also #25)	2003-07
Chorney, Taylor ***	2005-08
Fienhage, Corey **	2008-10
Forbort, Derek ***	2010-13

- 5 -

Hegraness, Robert *	1946-47
Marek, Zdenek (Stan) *	1950-51
Goodman, Roger W. ***	1951-54
Boone, William N. **	1953-55
Durgin, Darryl E. *	1955-56
Helgeland, Robert E. * (also #21)	1955-57
Brunetta, Julian V. *** (also #6)	1956-59
Crough, Donald E. *	1957-58
Gazley, Peter J.	1958-59
Slivinski, Albert E. **	1959-61
Ross, Donald F. *** (also #17)	1961-64
Sutherland, John M. ***	1961-64
Ogden, Terry L. ***	1965-68
Baumgartner, Michael ***	1968-71
Hangsleben, Alan W. ***	1971-74
Nieland, Scott M. *	1975-76
Strachan, Leslie J.	1975-76
Norby, Jeffrey	1976-77
Stone, Michael J. ****	1977-79, 80-82
Volcan, Michael S. *	1979-80
Sandelin, Scott A. ****	1982-86
Herter, Jason D. ***	1988-91
Fossand, Darryn G. *** (also #27)	1989-91
Bear, Darren ***	1991-94
Sturrock, Chad *	1994-95
Blake, Jason ***	1996-99
Leinweber, Chris **** (also #24)	1999-03
Lundbohm, David ****	2000-04
Alexander, Todd *	2005-06
Genoway, Chay ****	2006-11
Mattson, Nick **	2011-present

- 6 -

Morgan, Frank J. *	1951-52
Warnock, Ernest W. *** (also #15)	1951-55
Beaulieu, Marcel H. **	1952-54
Tesarowski, Chester S.	1955-56
Brunetta, Julian V. *** (also #5)	1956-59
Walford, Gerald A. ***	1958-61
Perry, William Garth * (also #16)	1958-61
Evans, F. Granger ** (also #19)	1961-64



Taylor Chorney



Davidson, Roy ***	1963-66
Hankerson, Kenneth L. *	1966-68
O'Keefe, Timothy J. *** (also #18)	1968-71
Gibb, Kenneth R. **** (also #18)	1971-75
Langlie, Kent	1972-73
Berge, Mark A. *** (also #3)	1976-78, 80-81
Marvin, Conway A. **	1978-80
Zombo, Richard J. ***	1981-84
Benson, Thomas M. ****	1984-88
Pascall, Brad D. ****	1988-92
Naumenko, Nick ****	1992-96
O'Connell, Tim ****	1996-00
Byfuglien, Derrick	2000-01
Wright, Nate	2000-01
Schneider, Andy ****	2001-05
Jones, Zach ****	2005-09

- 7 -

Mowris, Robert E. *	1946-47
Jensen, Waldon A. *	1950-51
Purpur, Kenneth R. ***	1951-54
Reichart, William F. ***	1954-57
Paschke, Stanley E. *** (also #19)	1956-59
Colpitts, William R. **	1959-61
McLean, Alan S. **	1961-63
Wilms, William A. ***	1963-66
Kartio, David L. ***	1966-69
Johnston, Douglas W. *** (also #20)	1967-70
Law, Robert J. **	1971-73
DePiero, Robert W. ****	1973-77
Christian, David W. ** (also #13)	1977-79
Maxwell, Kevin P. *	1978-79
Murray, Troy N. **	1980-82
Maxwell, Randy B. *	1982-83
Hrkac, Tony ** (also #21)	1984-85, 86-87
Johnson, Steven S. **** (also #17)	1984-88
Hanson, John A. *	1988-89
Bombardir, L. Bradley ****	1990-94
Slukynsky, Tim *	1994-95
Vig, Mitch **** (also #13)	1994-98
Roche, Travis **	1999-01
Bochenski, Brandon ***	2001-04
Oshie, T.J. ***	2005-08
Kristo, Danny ****	2009-13

- 8 -

Johnson, John E. *	1946-47
Hannesson, James H. ***	1954-57
Morrison, John	1956-57
LaFrance, Guy E. ***	1957-60
Merrifield, David W. ***	1960-63
Kell, Gerald B. **	1963-65
Jackson, Donald Bruce*	1965-66
Bamburak, Roger ***	1966-69
Charlesworth, James M. ***	1968-71
Winters, Blaine R. **	1971-73
Goddard, Thomas F. ****	1973-77
Smail, Douglas D. ***	1977-80
Tippett, David G. **	1981-83
Krampotich, Mickey ****	1983-87
Eisenhut, Neil R. ****	1987-91
Howe, Corey **	1991-93
Hoogsteen, Kevin ****	1993-97
Commodore, Mike ***	1997-00
Fuher, Nick ***	2002-05
Martens, Ryan ****	2005-09
Cichy, Michael **	2009-11

Senkbeil, Daniel **	2011-13
---------------------	---------

- 9 -

Elliott, J. Gaylord **	1950-53
Lund, Durwood J. *** (also #22)	1950-53
Slupski, Rudolph H. *	1954-55
Castellano, Mike E. *** (also #3)	1954-57
Stoskopf, Jack E. **	1955-57
Miller, Arthur C. ***	1957-60
Stasiuk, Peter E. ***	1960-63
Gurba, Wayne **	1962-64
Hextall, Dennis H. **	1964-66
Munro, Robert D. ***	1966-69
Hudson, David *** (also #16)	1967-70
Cross, C. Kelly ***	1970-73
Himmelright, William C. ****	1975-79
Carroll, Dunstan J.A. ****	1979-83
Schroeder, Timothy M. **	1982-86
Bowen, Jeffrey ***	1983-87
Geldart, Greg B.	1988-89
Marvin, David L. **** (also #13)	1987-91
Johnson, Gregory ****	1989-93
Wilson, Landon **	1993-95
Johnson, Ryan * (also #25)	1994-96
Ulmer, Jason ****	1996-00
Fylling, Quinn ***	2000-01, 02-05
Fournier, Chris *	2002-03
Toews, Jonathan **	2005-07
Lamoureux, Mario ****	2008-12

2012-present

- 10 -

Dunsworth, Robert A. ***	1951-54
Huot, Raymond E.	1951-54
Bryduck, Walter S.*	1953-54
Spolar, John J. *	1954-55
Meek, Harlen D.	1955-56
Thomlinson, Edward C. ***	1957-60
Matheson, Jack W. **	1961-63
Stirrett, Wilmot A. **	1962-64
Stoyko, Bob J. *	1964-65
Gasparini, John F. ***	1965-68
Cahoon, James L. ****	1969-73
Dennis, Terrence A. **	1973-75
Burggraf, Mike ****	1975-79
White, Glen B. ****	1979-83
Nakonechny, Perry S. ****	1983-87
McLean, Jeffrey A. **** (also #20)	1987-88, 89-92
Beswick, Sean ***	1992-95
Kallay, Ian **	1995-97
Lundbohm, Bryan ***	1998-01
McMahon, Rory ****	2002-05
Kozek, Andrew ****	2005-09
Knicht, Corban ****	2009-13

- 11 -

Wade, John G. ***	1953-56
Poole, Joseph W. ***	1956-59
Storsteen, Daniel E. ***	1960-63
Mazur, David A. **	1963-65
Furlong, Michael P. ***	1965-68
Duncan, Robert R. ***	1968-71
Jeffries, Mark R. *	1971-72
Gasparini, Steven	1972-73
Becker, Bradley D. **** (also #15)	1973-77
Taylor, Mark C. ****	1976-80
Sherven, Gordon R. ***	1981-84



Fred "Teeder" Wynne

Parks, Malcolm R. ****	1983-87
Ward, Dixon M. ****	1988-92
Wynne, Fred (Teeder) ***	1992-96
Armbrust, Peter ****	1996-00
O'Leary, Pat *	2000-01
Parise, Zach **	2002-04
Spirko, Rastislav *	2004-06
Zajac, Darcy ****	2006-10
Rodwell, Derek ***	2010-present

- 12 -

(Retired)

Dickinson, George H. *** (also #24)	1948-51
Trimble, William C. *	1951-54
Zavoral, James R. *	1955-56
Began, Robert D. *** (also #17)	1956-59
Merrifield, Leslie S. ***	1957-60
Roberge, Maurice P. (Sonny) *** (also #4)	1961-64
Casey, Terry L. ***	1963-66

Note: UND retired No. 12 on Feb. 2, 1968, in honor of 1964-65 All-America center Terry Casey (below), who was killed in a car accident at age 23. His jersey was formally raised to the rafters on Jan. 7, 2011.

- 13 -

Bostrom, Raymond A.*	1946-47
Caouette, Robert C. *	1960-61
Jerome, Arthur	1960-61
Steeves, Arnold B. *	1962-63
Christian, David W. ** (also #7)	1977-79
Christian, Edward S. ****	1980-84
Forst, Rick D. ***	1984-88
Marvin, David L. **** (also #9)	1987-91
Bond, Joby *** (also #28)	1990-94
Vig, Mitch **** (also #7)	1994-98
Connelly, Brendan *	2001-02
Marvin, Lee ****	2002-06
Bruneteau, Brett **	2009-11
Gaarder, Connor **	2011-present



- 14 -

Sullivan, Dennis W. *	1948-49
Cherski, Ben. A. ****	1951-55
Paoletti, Terry N. *	1955-56
Ridley, James K. *** (also #23)	1955-58
King, Ronald W. *** (also #19)	1957-60
Dyda, Ernest J. **	1961-63
Rygh, Paul B. ***	1963-66
Tuff, Robert K. ***	1966-69
DePiero, Brian D. ***	1969-72
Cruise, James R. *	1972-74
Swartz, Don G. ****	1974-78
Burggraf, Frank V. ****	1978-82
Jensen, Chris B. ****	1982-86
Davidson, Lee A. ****	1986-90
Johnson, Chad L. ***	1990-93
Trew, Billy **	1994-96
Murphy, Aaron	1997-98
Hasbargen, Adrian **	1999-01
Murray, Brady **	2004-05
Miller, Brad ****	2005-09
Dickin, Taylor *	2011-12

- 15 -

Hausauer, Albert R. *	1946-47
Murray, Bob*	1948-50
Medved, Charles James ***	1947-50
Warnock, Ernest W. *** (also #6)	1951-55
Running, Walter M. ***	1953-56
Armbruster, Joe S. **	1956-58
Wellen, Kenneth J.	1958-59
Roseborough, Curtis L. *** (also #2)	1959-62
Walters, Kenneth D. **	1963-65
Dobson, Larry ***	1966-69
Bragنالo, David F. ***	1969-72
Drader, Daryl E. **** (also #22)	1972-76
Becker, Bradley D. **** (also #11)	1973-77
Kryworuchka, Paul *	1977-78
Magnuson, Troy W. *** (also #16)	1979-82
Archibald, James L. **** (also #21)	1981-85
Koberinski, Scott ****	1985-89
Schriner, Martin R. ****	1990-94
Bull, Jesse ****	1995-99
Palmiscno, Tyler ****	2000-04
Zajac, Travis **	2004-06
Davidson, Brent ****	2007-11
Parks, Michael **	2011-present

- 16 -

Forman, Arthur H. *	1946-48
Dorsher, Robert P. ***	1946-51
Morken, Carl H. *	1950-51
Gibbs, Mac J.	1955-56
Morelli, Reginald P. *** (also #18)	1957-60
Perry, William Garth * (also #6)	1958-61
Bartlett, Robert M. **	1961-63
Dixon, James E. **	1963-65
Hudson, David *** (also #9)	1967-70
Anderson, Earl O. ****	1969-73
Delure, Joseph D. **** (also #22)	1973-77
Passolt, Daniel K.	1974-75
Chorney, Marcus P. ****	1977-81
Magnuson, Troy W. *** (also #15)	1979-82
Donnelly, David M. **	1981-83
Howard, Tarek	1983-87
McCormick, Robert (Mike) **	1987-99

Gotziaman, Chris ****	1990-94
Panzer, Jay ****	1996-99
Spiewak, Kevin ****	1999-03
Duncan, Ryan ****	2005-09
MacMillan, Mark **	2011-present

- 17 -

Murray, Robert L. ***	1947-50
Wilkie, Kenneth G. *** (also #19)	1950-53
Knauf, James M. *	1953-54
Maruska, William O. *	1954-55
Began, Robert D. *** (also #12)	1956-59
White, Donald W. (Whitey) * (also #18)	1960-62
Ross, Donald F. *** (also #5)	1961-64
Ulvin, Richard D. *** (also #3)	1963-66
Iannone, Thomas J.	1964-66
Lyons, Gary J. **	1966-68
Stuart, James Duncan ** (also #33)	1968-70
Miller, Gerald M. **** (also #18)	1969-73
Lamoureux, Roger B. ****	1973-77
Martens, Erwin W. **** (also #21)	1976-80
Barsness, Dean A. ****	1980-84
Johnson, Steven S. **** (also #7)	1984-88
Parent, L. Russell ****	1986-90
Riendeau, Donald ***	1990-93
Zierke, Brian ***	1993-96
Panzer, Jeff ****	1997-01
Connelly, Ryan **	2001-03
Kaip, Rylan ****	2004-08
Gregoire, Jason ***	2008-11
St. Clair, Colten *	2012-present

- 18 -

Patterson, Gerald W. *	1946-47
Silovich, Joe A. ***	1947-50
Pederson, Walter J. **	1951-54
Myers, Barry G. *	1954-55
Borovsky, William J. *	1955-56
Willems, Edgar T. *** (also #3)	1955-58
Harris, Robert M. *	1956-57
Morelli, Reginald P. *** (also #16)	1957-60
Beckstead, Garfield R. **	1957-61
Larson, Bartley W. ***	1958-61
White, Donald W. (Whitey) * (also #17)	1960-62
Stokaluk, Donald G. ***	1961-64
MacKenzie, Peter W. ***	1964-67
Shupe, Robert	1965-66
Dunn, Hugh T. (Tom) **	1966-68
O'Keefe, Timothy J. *** (also #6)	1968-71
Cameron, Gregory W. ***	1969-72
Miller, Gerald M. **** (also #17)	1969-73
Gibb, Kenneth R. **** (also #6)	1971-75
Mihulka, Rob V. ****	1975-79
Dachyshyn, Dean C. ****	1979-83
Claviter, William R. ****	1983-87
Johnson, Mark	1984-85
Valk, Garry	1987-90
Schulte, Paxton J. *	1990-91
Murphy, Keith ***	1992-95
Hoogsteen, David ****	1995-99
Skarperud, Tim ***	1999-02
Stafford, Drew ***	2003-06
Forney, Michael **	2006-08
Toews, David *	2008-10
Simpson, Dillon ***	2010-present



Rylan Kaip

- 19 -

Noah, John M. **** (also #25)	1947-51
Wilkie, Kenneth G. *** (also #17)	1950-53
Culbertson, Jerome B. ***	1954-57
Paschke, Stanley E. *** (also #7)	1956-59
King, Ronald W. *** (also #14)	1957-60
Haley, Bernard J. ****	1958-61
Evans, F. Granger ** (also #6)	1961-64
Lillo, Robert K. ***	1964-67
Christensen, Rodney F. **	1967-69
Lundbohm, Michael C. ***	1969-72
Clubbe, James R. (Rick)****	1972-76
Zaparniuk, Richard D. **** (also #19)	1976-80
Fester, Glen R. ***	1980-83
Huglen, Mark E. *	1983-84
Dub, Scott L. ***	1984-88
Romaniuk, Russell J. ***	1988-91
Kirton, Scott ****	1991-95
Ulmer, Jeff ***	1995-99
Bayda, Ryan ***	1999-02
Prpich, Mike ***	2002-06
Bishop, Hunter	2006-07
Trupp, Evan ****	2007-11

Grimaldi, Rocco * **2011-present**

- 20 -

Leigh, James A. *	1946-47
Williams, James P. (Itts)	1947-48
Marvin, Calvin D. ***	1947-50
Borlase, William I. ** (also #3)	1961-64
Janaway, David****	1964-67
Johnston, Douglas W. *** (also #7)	1967-70
Johnson, Dennis W. ***	1970-73
Gawley, David A. **	1973-75
Myhr, John	1975-76
Colborne, David M. *	1976-77
Arnett, Dean F.	1977-78
Zaparniuk, Richard D. **** (also #19)	1976-80
Dunn, Travis G. **	1978-80
Brennan, Daniel T. ****	1980-84
Joyce, Robert T. ***	1984-87
McLean, Jeffrey A. ****(also #10)	1987-88, 89-92



Duberman, Justin C. ****	1988-92
Mitani, Darcy ****	1992-96
DeFauw, Brad **** (also #24)	1996-00
Dorey, Wes ****	1997-01
Massen, James ****	2002-05
Watkins, Matt ****	2005-09
Gleason, Joe ****	2009-13

- 21 -

Healey James L. *	1946-47
Johnson, Russel L. (Buzz) **	1947-50
Helgeland, Robert E. * (also #5)	1955-57
Chigol, George, F. ***	1961-64
Strimbiski, Brian F. **	1964-66
Mathews, John	1967-68
Colehour, Bradley R. *** (also #25)	1970-73
Evans, Thomas J. **	1973-75
Tremblay, David A. *	1975-76
Martens, Erwin W. **** (also #17)	1976-80
Chadwick Paul T. ****	1977-81
Archibald, James L. **** (also #15)	1981-85
Klotz, Glen M. ****	1982-86
Hrkac, Tony J. ** (also #7)	1984-85, 86-87
Morelli, Matthew P. ****	1987-91
Hryniuk, Brett ****	1991-95
Williamson, Brad ****	1995-99
Yurecko, Jeff *	1999-01
Faul, Derek *	2002-03
Fabian, Erik ****	2004-07
Frattin, Matt ****	2007-11
O'Donnell, Brendan **	2011-present

- 22 -

Christian, Gordon G. ***	1947-50
Lund, Durwood J. *** (also #9)	1950-53
Knauf, James M. *	1955-56
Purpur, Gary L. *	1971-72
Gasparini, Steven	1972-73
Drader, Daryl E. **** (also #15)	1972-76
Delure, Joseph D. **** (also #16)	1973-77
Eades, Cary M. ****	1978-82
Mishler, Timothy D. *	1982-83
Berezan, Perry E. **	1983-85
Paranica, Grant ****	1985-89
Burt, James G. **	1990-92
Grillo, Dino **	1992-94
Henderson, Matt ****	1994-98
Kenny, Pat*	1998-00
Canady, Brian ****	2002-05
Lee, Brian **	2005-07
Malone, Brad ****	2007-11
Panzarella, Andrew **	2011-present

- 23 -

(Retired)

Nord, Orval W. (Ossie) *	1946-47
Dwyer, Jim	1946-47
Buran, Thomas R. *	1947-48
Engelstad, Ralph L. *	1948-50
Ridley, James K. *** (also #14)	1955-58
Kleven, Scott P. *	1970-72
Palmiscno, Anthony	1972-74
Kompon, Joey T. **	1973-75
Neitzke, Michael A. ***	1975-80
Olson, Arley W. *	1980-81
Loven, Tim D. ***	1982-85
Kaiser, Gary E. *	1986-87

Johnson, Ross **	1988-90
Rappana, Kevin ***	1991-96
Schneekloth, Aaron ****	1998-02
Marvin, Lee **** (also #13)	2002-06

Note: UND retired No. 23 to honor the late Ralph Engelstad, a former Sioux goalie and highly successful entrepreneur who financed the construction of UND's Ralph Engelstad Arena.



Ralph Engelstad

- 24 -

Donovan, John W. *	1946-47
Dickinson, George H. *** (also #12)	1948-51
Lanigan, Lowell P. *	1968-69
Myers, Rick J. ****	1975-80
Vilandre, James A. *	1980-81
Ness, Jay ** (also #4)	1982-85
Norman, Todd B. **	1984-86
Brickey, Michael Scott *	1987-88
Jackson, Dane ***	1989-92
Johnson, Corey ****	1992-96
DeFauw, Brad **** (also #20)	1996-00
Leinweber, Chris **** (also #5)	1999-03
Porter, Chris ****	2003-07
Blood, Ben ****	2008-12
Schmaltz, Jordan *	2012-present

- 25 -

Noah, John M. **** (also #19)	1947-51
Krumholz, Robert E. ****	1947-52
Colehour, Bradley R. *** (also #21)	1970-73
Drader, Larry D. ***	1972-75
Gliniany, James F. ***	1975-78
Sykes, Phil M. ****	1978-82
Williams, Brian ****	1982-86
Bobyck, Brent M. ****	1986-90
McKinnon, Kevin **** (also #28)	1989-90, 91-94
Calder, Adam ****	1995-99
Hale, Ryan ****	1999-04
Foyt, Scott **** (also #4)	2003-07
Marto, Jake ****	2007-11
MacMillan, Mitch *	2012-present

- 26 -

Healey, John E. *	1946-47
Sullivan, William P. ***	1947-50
Kath, David *	1974-75
Palmiscno, Steven J. ***	1980-84
Brodeur, Lee R. *	1984-85
Steen, Jim	1985-86
McFarlane, Shane D. ***	1987-90
Olson, Jarrod ***	1991-95
Johnson, Ryan * (also #9)	1994-96
Philion, Tom ****	1995-99
Notermann, Jason ****	1999-03
Radke, Kyle ****	2004-08
Hextall, Brett ***	2008-11
Sanderson, Coltyn *	2012-present

- 27 -

McKinnon, Paul N. **	1947-50
Bredahl, Jeffrey A. *	1982-84
LaMoine, Michael ****	1985-89
Reed, Jace ** (also #3)	1989-91
Fossand, Darryn G. *** (also #5)	1989-91
Rice, Tyler **	1994-95, 96-97
Mazurak, Chad ****	1998-02
Smaby, Matt ***	2003-06
Rowney, Carter ****	2009-13

- 28 -

Killian, William J. *	1946-47
Wilson, Edward C. ***	1947-51
Lundby, Michael J. *** (also #2)	1970-73
McKinnon, Kevin **** (also #25)	1989-90, 91-94
Bond, Joby *** (also #13)	1990-94
Carlson, Brandon *	1995-96
Blake, Joe **	1996-98
Murphy, Paul ***	1998-01
Bina, Robbie ****	2003-08
Hill, Ryan **	2009-11
Pattyn, Stephane **	2011-present



Robbie Bina



Tony Couture

- 29 -

Hagness, Duane J. *	1946-47
Doyle, James W. *	1947-48
Caufield, Jay	1984-85
Belfour, Edward *	1986-87
Cadden, Daniel J. (Cory) *	1990-91
Jones, Todd *** (also #1)	1991-94
Possin, Mike **	1998-01
Genoway, Colby ***	2002-05
VandeVelde, Chris ***	2006-10
Nelson, Brock **	2010-12
Chzyk, Bryn *	2012-present

- 30 -

Flannery, James	1946-47
Cole, Wesley *	1947-48
Severson, Gary L. **	1967-69
Nelson, James M. ***	1968-71
Delmore, Timothy C. **	1971-73
Hangsleben, Gordon L. **	1973-75
Stankoven, A. William ****	1975-79
Iwabuchi, Robert K. **	1978-80
Jensen, Darren A. *** (also #1)	1979-82
Perry, Craig *	1983-86
Peters, Steven W. *** (also #1)	1987-90
Dickson, Christopher ****	1987-91
Powell, Kevin *** (also #1)	1992-95
Schweitzer, Aaron **	1996-98
Endres, Jason *	1999-00
Brandt, Jake ****	2002-05
Walski, Aaron ****	2005-09

- 31 -

Johnson, Milton E. (Prince) **	1947-50
Watkinson, Frank W. *	1957-58
Lembke, Jeff **** (also #35)	1991-95
Pavlat, Travis	1995-96
Sofie, Ryan ***	2000-03
Grieco, Anthony *	2006-07
Snider, Landon	2007-08
Eidsness, Brad ****	2008-12
Gothberg, Zane *	2012-present

- 32 -

McKinnon, Daniel D. ***	1947-50
Dell, Aaron ***	2009-12

- 33 -

Stuart, James Duncan ** (also #17)	1968-70
Ziegelmann, Nate*	2003-04
Saunders, Clarke *	2012-present

- 34 -

Lamoureux, Jean-Philippe **** (also #1)	2004-08
---	---------

- 35 -

South, James L. (Bob) *	1946-47
Casey, Jonathan J. **** (also #1)	1980-84
Brower, Scott C. ****	1984-88
Couture, Tony R. ****	1988-91
Lembke, Jeff **** (also #31)	1991-95
Kvalevog, Toby ****	1993-97
Kollar, Andy ****	1998-02
Ranfranz, Marc *	2002-03
Harrington, Graeme *	2008-09
Maris, Tate ****	2009-13

- 37 -

Grina, Robert D. **	1946-49
---------------------	---------

- 63 -

Phillips, Robert D. *	1948-50
-----------------------	---------




Bob Iwabuchi

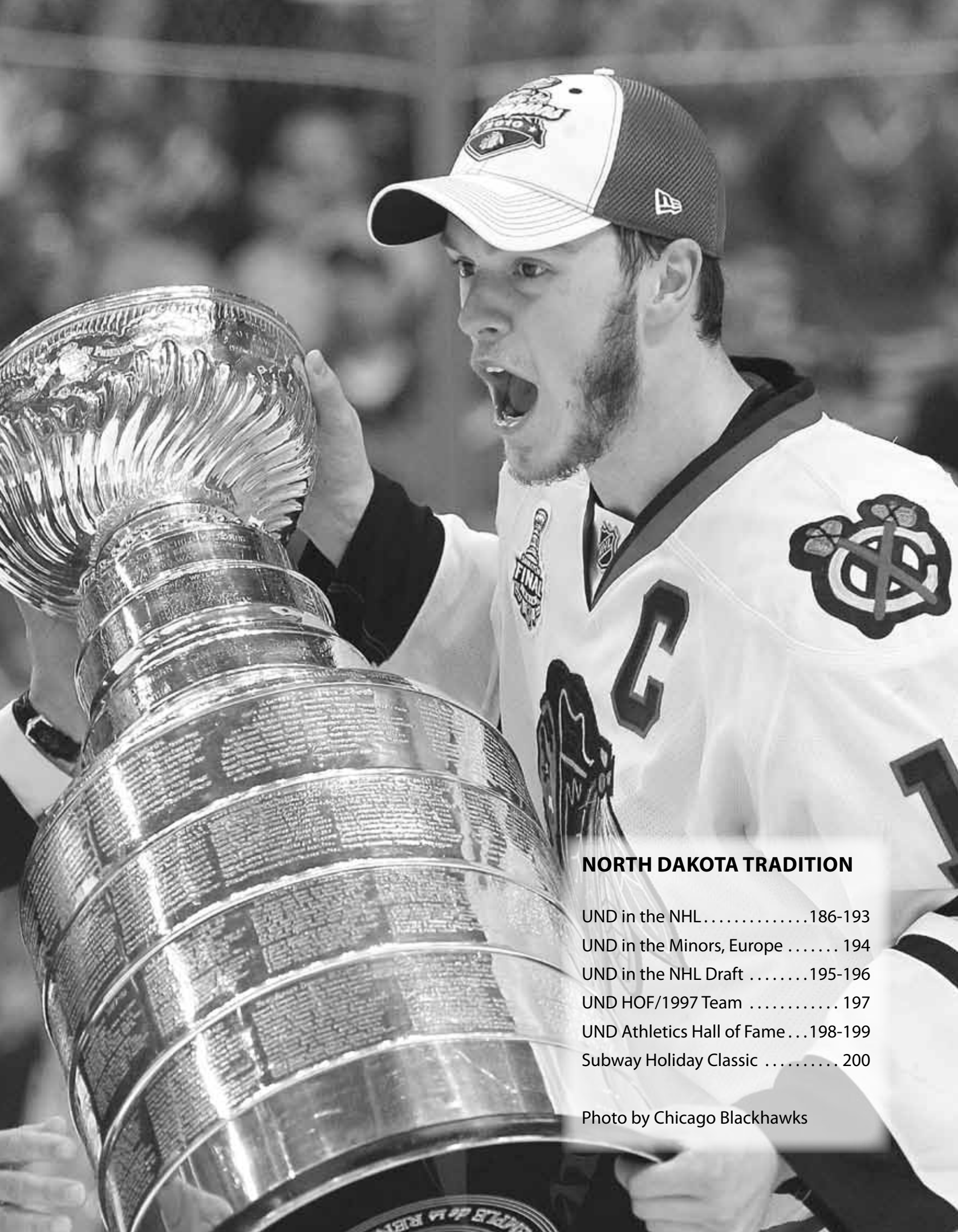
Number unavailable for the following:

Graham, Archie W. *	1946-47
Derrett, Edward G. *	1953-54
Arnett, Mark G.	1976-77
Donnelly, Melvin ***	1977-80
Rubert, Henry A. *	1978-79
Sween, Robert A. *	1978-79

**Indicates the number of letters earned.*



Darren Jensen



NORTH DAKOTA TRADITION

UND in the NHL.....186-193
 UND in the Minors, Europe 194
 UND in the NHL Draft195-196
 UND HOF/1997 Team 197
 UND Athletics Hall of Fame...198-199
 Subway Holiday Classic 200

Photo by Chicago Blackhawks

SKATERS (Years at UND in parentheses)

Players active in NHL in 2012-13 *italicized*
(C) - captain, (A) - assistant captain

EARL ANDERSON (1969-73)

Year	Team	GP	G	A	Pts	PIM
74-75	Det/Bos	64	9	7	16	16
75-76	Boston	5	0	1	1	2
76-77	Boston	40	10	11	21	4
Totals		109	19	19	38	22

JIM ARCHIBALD (1981-85)

Year	Team	GP	G	A	Pts	PIM
84-85	Minnesota	4	1	2	3	11
85-86	Minnesota	11	0	0	0	32
86-87	Minnesota	1	0	0	0	0
Totals		16	1	2	3	43

MURRAY BARON (1986-89)

Year	Team	GP	G	A	Pts	PIM
89-90	Philadelphia	16	2	2	4	12
90-91	Philadelphia	67	8	8	16	74
91-92	St. Louis	67	3	8	11	94
92-93	St. Louis	53	2	2	4	59
93-94	St. Louis	77	5	9	14	123
94-95	St. Louis	39	0	5	5	93
95-96	St. Louis	82	2	9	11	190
96-97	Stl/Phx/Mtl	79	1	7	8	122
97-98	Phoenix	45	1	5	6	106
98-99	Vancouver	81	2	6	8	115
99-00	Vancouver	81	2	10	12	67
00-01	Vancouver	82	3	8	11	63
01-02	Vancouver	61	1	6	7	68
02-03	Vancouver	78	2	4	6	62
03-04	St. Louis	80	1	5	6	61
Totals		988	35	94	129	1309

MIKE BAUMGARTNER (1968-71)

Year	Team	GP	G	A	Pts	PIM
74-75	Kansas City	17	0	0	0	0
Totals		17	0	0	0	0



Brad Berry



Murray Baron

RYAN BAYDA (1999-02)

Year	Team	GP	G	A	Pts	PIM
02-03	Carolina	25	4	10	14	16
03-04	Carolina	44	3	3	6	22
06-07	Carolina	9	1	1	2	2
07-08	Carolina	31	3	3	6	28
08-09	Carolina	70	5	7	12	26
Totals		179	16	24	40	86

PERRY BEREZAN (1983-85)

Year	Team	GP	G	A	Pts	PIM
84-85	Calgary	9	3	2	5	4
85-86	Calgary	55	12	21	33	39
86-87	Calgary	24	5	3	8	24
87-88	Calgary	29	7	12	19	66
88-89	Cgy/Min	51	5	8	13	25
89-90	Minnesota	64	3	12	15	31
90-91	Minnesota	52	11	6	17	30
91-92	San Jose	66	12	7	19	30
92-93	San Jose	28	3	4	7	28
Totals		378	61	75	136	277

BRAD BERRY (1983-86)

Year	Team	GP	G	A	Pts	PIM
85-86	Winnipeg	13	1	0	1	10
86-87	Winnipeg	52	2	8	10	60
87-88	Winnipeg	48	0	6	6	75
88-89	Winnipeg	38	0	9	9	45
89-90	Winnipeg	12	1	2	3	6
91-92	Minnesota	7	0	0	0	6
92-93	Minnesota	63	0	3	3	109
93-94	Dallas	8	0	0	0	12
Totals		241	4	28	32	323

JASON BLAKE (1996-99)

Year	Team	GP	G	A	Pts	PIM
98-99	Los Angeles	1	1	0	1	0
99-00	Los Angeles	64	5	18	23	26
00-01	LA/NYI	47	5	11	16	34
01-02	NY Islanders	82	8	10	18	36
02-03	NY Islanders	81	25	30	55	58
03-04	NY Islanders	75	22	25	47	56
05-06	NY Islanders	76	28	29	57	60
06-07	NY Islanders	82	40	29	69	34
07-08	Toronto	82	15	37	52	28
08-09	Toronto	78	25	38	63	40
09-10	Tor/Anh	82	16	25	41	36
10-11	Anaheim	76	16	16	32	41
11-12	Anaheim	45	7	5	12	6
Totals		871	213	273	486	455

BRANDON BOCHENSKI (2002-04)

Year	Team	GP	G	A	Pts	PIM
05-06	Ott/Chi	40	8	9	17	22
06-07	Chi/Bos	41	13	11	24	16
07-08	Bos/Nsh/Anh	40	3	10	13	12
08-09	Tampa Bay	7	0	1	1	2
09-10	Tampa Bay	28	4	9	13	2
Totals		156	28	40	68	54

BRAD BOMBARDIR (1990-94)


Year	Team	GP	G	A	Pts	PIM
97-98	New Jersey	43	1	5	6	8
98-99	New Jersey	56	1	7	8	16
99-00	New Jersey	32	3	1	4	6
00-01	Minnesota (C)	70	0	15	15	42
01-02	Minnesota	28	1	2	3	14
02-03	Minnesota (C)	58	1	14	15	16
03-04	Min/Nsh (C)	69	1	2	3	25
Totals		356	8	46	54	127

DAN BRENNAN (1980-84)

Year	Team	GP	G	A	Pts	PIM
83-84	Los Angeles	2	0	0	0	0
85-86	Los Angeles	6	0	1	1	9
Totals		8	0	1	1	9

JAY CAUFIELD (1984-85)

Year	Team	GP	G	A	Pts	PIM
86-87	NY Rangers	13	2	1	3	45
87-88	Minnesota	1	0	0	0	0
88-89	Pittsburgh	58	1	4	5	285
89-90	Pittsburgh	37	1	2	3	123
90-91	Pittsburgh	23	1	1	2	71
91-92	Pittsburgh	50	0	0	0	175
92-93	Pittsburgh	26	0	0	0	60
Totals		208	5	8	13	759



Jay Caufield

MARC CHORNEY (1977-81)

Year	Team	GP	G	A	Pts	PIM
80-81	Pittsburgh	8	1	6	7	14
81-82	Pittsburgh	60	1	6	7	63
82-83	Pittsburgh	67	3	5	8	66
83-84	Pit/LA	75	3	10	13	66
Totals		210	8	27	35	209



TAYLOR CHORNEY (2005-08), St. Louis

Year	Team	GP	G	A	Pts	PIM
08-09	Edmonton	2	0	0	0	0
09-10	Edmonton	42	0	3	3	12
10-11	Edmonton	12	1	3	4	4
11-12	Stl/Edm	5	0	0	0	0
Totals		61	1	6	7	16

DAVE CHRISTIAN (1977-79)

Year	Team	GP	G	A	Pts	PIM
79-80	Winnipeg	15	8	10	18	2
80-81	Winnipeg	80	28	43	71	22
81-82	Winnipeg	80	25	51	76	28
82-83	Winnipeg	55	18	26	44	23
83-84	Washington	80	29	52	81	28
84-85	Washington	80	26	43	69	14
85-86	Washington	80	41	42	83	15
86-87	Washington	76	23	27	50	8
87-88	Washington	80	37	21	58	26
88-89	Washington	80	34	31	65	12
89-90	Wsh/Bos	78	15	25	40	12
90-91	Boston	78	32	21	53	41
91-92	St. Louis	78	20	24	44	41
92-93	Chicago	60	4	14	18	12
93-94	Chicago	9	0	3	3	0
Totals		1009	340	433	773	284

MIKE COMMODORE (1997-00)

Year	Team	GP	G	A	Pts	PIM
00-01	New Jersey	20	1	4	5	14
01-02	New Jersey	37	0	1	1	30
02-03	Calgary	6	0	1	1	19
03-04	Calgary	12	0	0	0	25
05-06	Carolina	72	3	10	13	138
06-07	Carolina	82	7	22	29	113
07-08	Car/Ott	67	3	11	14	100
08-09	Columbus	81	5	19	24	100
09-10	Columbus (A)	57	2	9	11	62
10-11	Columbus	20	2	4	6	44
11-12	Det/TB	30	0	2	2	38
Totals		484	23	83	106	683

BRAD DEFAUW (1996-00)

Year	Team	GP	G	A	Pts	PIM
02-03	Carolina	9	3	0	3	2
Totals		9	3	0	3	2



Mike Commodore
(Photo by Getty Images)

DAVE DONNELLY (1981-83)

Year	Team	GP	G	A	Pts	PIM
83-84	Boston	16	3	4	7	2
84-85	Boston	38	6	8	14	46
85-86	Boston	8	0	0	0	17
86-87	Chicago	71	6	12	18	81
87-88	Edmonton	4	0	0	0	4
Totals		137	15	24	39	150

JUSTIN DUBERMAN (1988-92)

Year	Team	GP	G	A	Pts	PIM
93-94	Pittsburgh	4	0	0	0	0
Totals		4	0	0	0	0

NEIL EISENHUT (1987-91)

Year	Team	GP	G	A	Pts	PIM
93-94	Vancouver	13	1	3	4	21
94-95	Calgary	3	0	0	0	0
Totals		16	1	3	4	21

JOE FINLEY (2005-09), New York Islanders

Year	Team	GP	G	A	Pts	PIM
11-12	Buffalo	5	0	0	0	12
12-13	NY Islanders	16	0	1	1	20
Totals		21	0	1	1	32

MATT FRATTIN (2007-11), Los Angeles

Year	Team	GP	G	A	Pts	PIM
10-11	Toronto	1	0	0	0	0
11-12	Toronto	56	8	7	15	25
12-13	Toronto	25	7	6	13	4
Totals		82	15	13	28	29

CHAY GENOWAY (2006-11), Washington

Year	Team	GP	G	A	Pts	PIM
11-12	Minnesota	1	0	1	1	0
Totals		1	0	0	1	0

LEE GOREN (1997-00)

Year	Team	GP	G	A	Pts	PIM
00-01	Boston	21	2	0	2	7
02-03	Boston	14	2	1	3	7
03-04	Florida	2	0	1	1	0
05-06	Vancouver	28	1	2	3	30
06-07	Vancouver	2	0	0	0	0
Totals		67	5	4	9	44

MATT GREENE (2002-05), Los Angeles

Year	Team	GP	G	A	Pts	PIM
05-06	Edmonton	27	0	2	2	43
06-07	Edmonton	78	1	9	10	109
07-08	Edmonton	46	0	1	1	53
08-09	Los Angeles	82	2	12	14	111
09-10	Los Angeles (A)	75	2	7	9	83
10-11	Los Angeles (A)	71	2	9	11	70
11-12	Los Angeles (A)	82	4	11	15	58
12-13	Los Angeles (A)	5	0	1	1	8
Totals		466	11	52	63	535

DAVID HALE (2000-03)

Year	Team	GP	G	A	Pts	PIM
03-04	New Jersey	65	0	4	4	72
05-06	New Jersey	38	0	4	4	21
06-07	NJ/Cgy	54	0	1	1	36
07-08	Calgary	58	0	2	2	46
08-09	Phoenix	48	3	6	9	36
09-10	Tampa Bay	39	0	4	4	25
10-11	Ottawa	25	1	4	5	6
Totals		327	4	25	29	242

ALAN HANGSLEBEN (1971-74)

Year	Team	GP	G	A	Pts	PIM
79-80	Hfd/Wsh	74	13	22	35	114
80-81	Washington	76	5	19	24	198
81-82	Wsh/LA	35	3	7	10	84
Totals		185	21	48	69	396

MATT HENDERSON (1994-98)

Year	Team	GP	G	A	Pts	PIM
98-99	Nashville	2	0	0	0	2
01-02	Chicago	4	0	1	1	0
Totals		6	0	1	1	2

JASON HERTER (1988-91)

Year	Team	GP	G	A	Pts	PIM
95-96	NY Islanders	1	0	1	1	0
Totals		1	0	1	0	0



Matt Frattin
(Photo by Graig Abel Photography)



Chay Genoway
(Photo by Bruce Kluckhohn)



Greg Johnson
(Photo by Nashville Predators)

CHRIS JENSEN (1982-86)

Year	Team	GP	G	A	Pts	PIM
85-86	NY Rangers	9	1	3	4	0
86-87	NY Rangers	37	6	7	13	21
87-88	NY Rangers	7	0	1	1	2
89-90	Philadelphia	1	0	0	0	2
90-91	Philadelphia	18	2	1	3	2
91-92	Philadelphia	2	0	0	0	0
Totals		74	9	12	21	27

GREG JOHNSON (1989-93)

Year	Team	GP	G	A	Pts	PIM
93-94	Detroit	52	6	11	17	22
94-95	Detroit	22	3	5	8	14
95-96	Detroit	60	18	22	40	30
96-97	Det/Pit	75	13	19	32	26
97-98	Pit/Chi	74	12	22	34	40
98-99	Nashville	68	16	34	50	24
99-00	Nashville	82	11	33	44	40
00-01	Nashville	82	15	17	32	46
01-02	Nashville	82	18	26	44	38
02-03	Nashville (C)	38	8	9	17	22
03-04	Nashville (C)	82	14	18	32	33
05-06	Nashville (C)	68	11	8	19	10
Totals		785	145	224	369	345

CRAIG LUDWIG (1979-82)

Year	Team	GP	G	A	Pts	PIM
82-83	Montreal	80	0	25	25	59
83-84	Montreal	80	7	18	25	52
84-85	Montreal	72	5	14	19	90
85-86	Montreal	69	2	4	6	63
86-87	Montreal	75	4	12	16	105
87-88	Montreal	74	4	10	14	69
88-89	Montreal	74	3	13	16	73
89-90	Montreal	73	1	15	16	108
90-91	NY Islanders	75	1	8	9	77
91-92	Minnesota	73	2	9	11	54
92-93	Minnesota	78	1	10	11	153
93-94	Dallas	84	1	13	14	123
94-95	Dallas	47	2	7	9	61
95-96	Dallas	65	1	2	3	70
96-97	Dallas	77	2	11	13	62
97-98	Dallas	80	0	7	7	131
98-99	Dallas	80	2	6	8	87
Totals		1256	38	184	222	1437

BRAD MALONE (2007-11), Colorado

Year	Team	GP	G	A	Pts	PIM
11-12	Colorado	9	0	2	2	0
12-13	Colorado	13	1	1	2	16
Totals		22	1	3	4	16

DENNIS HEXTALL (1964-66)

Year	Team	GP	G	A	Pts	PIM
68-69	NY Rangers	13	1	4	5	25
69-70	Los Angeles	28	5	7	12	40
70-71	California	78	21	31	52	217
71-72	Minnesota	33	6	10	16	49
72-73	Minnesota	78	30	52	82	140
73-74	Minnesota	78	20	62	82	138
74-75	Minnesota	80	17	57	74	147
75-76	Min/Det	76	16	44	60	164
76-77	Detroit	78	14	32	46	158
77-78	Detroit	78	16	33	49	195
78-79	Det/Wsh	46	6	17	23	76
79-80	Washington	15	1	1	2	49
Totals		681	153	350	503	1398

TONY HRKAC (1984-85, 1986-87)

Year	Team	GP	G	A	Pts	PIM
87-88	St. Louis	67	11	37	48	22
88-89	St. Louis	70	17	28	45	8
89-90	Stl/Que	50	9	20	29	10
90-91	Quebec	70	16	32	48	16
91-92	SJ/Chi	40	3	12	15	10
93-94	St. Louis	36	6	5	11	8
97-98	Dal/Edm	49	13	14	27	10
98-99	Dallas	69	13	14	27	26
99-00	NYI/Anh	67	4	9	13	8
00-01	Anaheim	80	13	25	38	29
01-02	Atlanta	80	18	26	44	12
02-03	Atlanta	80	9	17	26	14
Totals		758	132	239	371	173

DAVE HUDSON (1967-70)

Year	Team	GP	G	A	Pts	PIM
72-73	NY Islanders	69	12	19	31	17
73-74	NY Islanders	63	2	10	12	7
74-75	Kansas City	70	9	32	41	27
75-76	Kansas City	74	11	20	31	12
76-77	Colorado	73	15	21	36	14
77-78	Colorado	60	10	22	32	12
Totals		409	59	124	183	89

DANE JACKSON (1989-92)

Year	Team	GP	G	A	Pts	PIM
93-94	Vancouver	12	5	1	6	9
94-95	Vancouver	3	1	0	1	4
95-96	Buffalo	22	5	4	9	41
97-98	NY Islanders	8	1	1	2	4
Totals		45	12	6	18	58

RYAN JOHNSON (1994-96)

Year	Team	GP	G	A	Pts	PIM
97-98	Florida	10	0	2	2	0
98-99	Florida	1	1	0	1	0
99-00	Fla/TB	80	4	14	18	16
00-01	Tampa Bay	80	7	14	21	44
01-02	Florida	29	1	3	4	10
02-03	Fla/Stl	75	2	5	7	38
03-04	St. Louis	69	4	7	11	8
05-06	St. Louis	65	3	6	9	33
06-07	St. Louis	59	7	4	11	47
07-08	St. Louis	79	5	13	18	22
08-09	Vancouver	62	2	7	9	12
09-10	Vancouver	58	1	4	5	12
10-11	Chicago	34	1	5	6	8
Totals		701	38	84	122	250

MATT JONES (2002-05)

Year	Team	GP	G	A	Pts	PIM
05-06	Phoenix	16	0	2	2	14
06-07	Phoenix	45	1	6	7	39
07-08	Phoenix	45	0	2	2	10
Totals		106	1	10	11	63

BOB JOYCE (1984-87)

Year	Team	GP	G	A	Pts	PIM
87-88	Boston	15	7	5	12	10
88-89	Boston	77	18	31	49	46
89-90	Bos/Wsh	47	6	10	16	26
90-91	Washington	17	3	3	6	8
91-92	Winnipeg	1	0	0	0	0
92-93	Winnipeg	1	0	0	0	0
Totals		158	34	49	83	90

IAN KIDD (1985-87)


Year	Team	GP	G	A	Pts	PIM
87-88	Vancouver	19	4	7	11	25
88-89	Vancouver	1	0	0	0	0
Totals		20	4	7	11	25

BRIAN LEE (2005-07), Tampa Bay

Year	Team	GP	G	A	Pts	PIM
07-08	Ottawa	6	0	1	1	4
08-09	Ottawa	53	2	11	13	33
09-10	Ottawa	23	2	1	3	12
10-11	Ottawa	50	0	3	3	24
11-12	Ott/TB	55	1	15	16	35
12-13	Tampa Bay	22	0	0	0	16
Totals		209	5	31	36	124

JOHN MARKS (1967-70)

Year	Team	GP	G	A	Pts	PIM
72-73	Chicago	55	3	10	13	21
73-74	Chicago	76	13	18	31	22
74-75	Chicago	80	17	30	47	56
75-76	Chicago	80	21	23	44	43
76-77	Chicago	80	7	15	22	41
77-78	Chicago	80	15	22	37	26
78-79	Chicago	80	21	24	45	35
79-80	Chicago	74	6	15	21	51
80-81	Chicago	39	8	6	14	28
81-82	Chicago	13	1	0	1	7
Totals		657	112	163	275	330



John Marks



KEVIN MAXWELL (1978-79)

Year	Team	GP	G	A	Pts	PIM
80-81	Minnesota	6	0	3	3	7
81-82	Col/Min	46	6	9	15	52
83-84	New Jersey	14	0	3	3	2
Totals		66	6	15	21	61

JEFF MCLEAN (1987-88, 1989-92)

Year	Team	GP	G	A	Pts	PIM
93-94	San Jose	6	1	0	1	0
Totals		6	1	0	1	0

CURTIS MURPHY (1994-98)

Year	Team	GP	G	A	Pts	PIM
02-03	Minnesota	1	0	0	0	0
Totals		1	0	0	0	0

BRADY MURRAY (2003-05)

Year	Team	GP	G	A	Pts	PIM
07-08	Los Angeles	4	1	0	1	6
Totals		4	1	0	1	6

TROY MURRAY (1980-82)

Year	Team	GP	G	A	Pts	PIM
82-83	Chicago	54	8	8	16	27
83-84	Chicago	61	15	15	30	45
84-85	Chicago	80	26	40	66	82
85-86	Chicago	80	45	54	99	94
86-87	Chicago	77	28	43	71	59
87-88	Chicago (A)	79	22	36	58	96
88-89	Chicago	79	21	30	51	113
89-90	Chicago (A)	68	17	38	55	86
90-91	Chicago	75	14	23	37	74
91-92	Winnipeg (C)	74	17	30	47	69
92-93	Wpg/Chi	51	4	7	11	59
93-94	Chi/Ott	27	2	4	6	10
94-95	Ott/Pit	46	4	12	16	39
95-96	Colorado	63	7	14	21	22
Totals		914	230	354	584	875



Troy Murray
Photo by Chicago Blackhawks

BROCK NELSON (2010-12), New York Islanders

Year	Team	GP	G	A	Pts	PIM
12-13	NY Islanders*	0	0	0	0	0
Totals		0	0	0	0	0

*Appeared in one playoff game

T.J. OSHIE (2005-08), St. Louis

Year	Team	GP	G	A	Pts	PIM
08-09	St. Louis	57	14	25	39	30
09-10	St. Louis	76	18	30	48	36
10-11	St. Louis	49	12	22	34	15
11-12	St. Louis	80	19	35	54	50
12-13	St. Louis	30	7	13	20	15
Totals		292	70	125	195	146

ZACH PARISE (2002-04), Minnesota

Year	Team	GP	G	A	Pts	PIM
05-06	New Jersey	81	14	18	32	28
06-07	New Jersey	82	31	31	62	30
07-08	New Jersey	81	32	33	65	25
08-09	New Jersey	82	45	49	94	24
09-10	New Jersey (A)	81	38	44	82	32
10-11	New Jersey (A)	13	3	3	6	6
11-12	New Jersey (C)	82	31	38	69	32
12-13	Minnesota (A)	48	18	20	38	16
Totals		550	212	236	448	193

JAMES PATRICK (1981-83)


Year	Team	GP	G	A	Pts	PIM
83-84	NY Rangers	12	1	7	8	2
84-85	NY Rangers	75	8	28	36	71
85-86	NY Rangers	75	14	29	43	88
86-87	NY Rangers	78	10	45	55	62
87-88	NY Rangers (A)	70	17	45	62	52
88-89	NY Rangers (A)	68	11	36	47	41
89-90	NY Rangers (A)	73	14	43	57	50
90-91	NY Rangers	74	10	49	59	58
91-92	NY Rangers	80	14	57	71	54
92-93	NY Rangers	60	5	21	26	61
93-94	NYR/Hfd/Cgy	68	10	25	35	40
94-95	Calgary	43	0	10	10	14
95-96	Calgary	80	3	32	35	30
96-97	Calgary	19	3	1	4	6
97-98	Calgary	60	6	11	17	26
98-99	Buffalo	45	1	7	8	16
99-00	Buffalo	66	5	8	13	22
00-01	Buffalo	54	4	9	13	12
01-02	Buffalo	56	5	8	13	16
02-03	Buffalo	69	4	12	16	26
03-04	Buffalo (C)	55	4	7	11	12
Totals		1280	149	490	639	759

CHRIS PORTER (2003-07), St. Louis

Year	Team	GP	G	A	Pts	PIM
08-09	St. Louis	6	1	1	2	0
10-11	St. Louis	45	3	4	7	16
11-12	St. Louis	47	4	3	7	11
12-13	St. Louis	29	2	6	8	0
Totals		127	10	14	24	27

TRAVIS ROCHE (1999-01)

Year	Team	GP	G	A	Pts	PIM
00-01	Minnesota	1	0	0	0	0
01-02	Minnesota	4	0	0	0	2
03-04	Minnesota	5	0	1	1	0
06-07	Phoenix	50	6	13	19	22
Totals		60	6	14	20	24



James Patrick

RUSS ROMANIUK (1988-91)

Year	Team	GP	G	A	Pts	PIM
91-92	Winnipeg	27	3	5	8	18
92-93	Winnipeg	28	3	1	4	22
93-94	Winnipeg	24	4	8	12	6
94-95	Winnipeg	6	0	0	0	0
95-96	Philadelphia	17	3	0	3	17
Totals		102	13	14	27	63

SCOTT SANDELIN (1982-86)

Year	Team	GP	G	A	Pts	PIM
86-87	Montreal	1	0	0	0	0
87-88	Montreal	8	0	1	1	2
90-91	Philadelphia	15	0	3	3	0
91-92	Minnesota	1	0	0	0	0
Totals		25	0	4	4	2

PAXTON SCHULTE (1990-91)

Year	Team	GP	G	A	Pts	PIM
93-94	Quebec	1	0	0	0	2
96-97	Calgary	1	0	0	0	2
Totals		2	0	0	0	4

GORD SHERVEN (1981-84)

Year	Team	GP	G	A	Pts	PIM
83-84	Edmonton	2	1	0	1	0
84-85	Edm/Min	69	11	19	30	18
85-86	Min/Edm	18	1	3	4	15
86-87	Hartford	7	0	0	0	0
87-88	Hartford	1	0	0	0	0
Totals		97	13	22	35	33

MATT SMABY (2003-06)

Year	Team	GP	G	A	Pts	PIM
07-08	Tampa Bay	14	0	0	0	12
08-09	Tampa Bay	43	0	4	4	50
09-10	Tampa Bay	33	0	2	2	27
10-11	Tampa Bay	32	0	0	0	17
Totals		90	0	6	6	89



DOUG SMAIL (1977-80)

Year	Team	GP	G	A	Pts	PIM
80-81	Winnipeg	30	10	8	18	45
81-82	Winnipeg	72	17	18	35	55
82-83	Winnipeg	80	15	29	44	32
83-84	Winnipeg	66	20	17	37	62
84-85	Winnipeg	80	31	35	66	45
85-86	Winnipeg	73	16	26	42	32
86-87	Winnipeg	78	25	18	43	36
87-88	Winnipeg	71	15	16	31	34
88-89	Winnipeg	47	14	15	29	52
89-90	Winnipeg	79	25	24	49	63
90-91	Wpg/Min	72	8	15	23	48
91-92	Quebec	46	10	18	28	47
92-93	Ottawa	51	4	10	14	51
Totals		845	210	249	459	602

GEOFF SMITH (1987-88)

Year	Team	GP	G	A	Pts	PIM
89-90	Edmonton	74	4	11	15	52
90-91	Edmonton	59	1	12	13	55
91-92	Edmonton	74	2	16	18	43
92-93	Edmonton	78	4	14	18	30
93-94	Edm/Fla	77	1	8	9	50
94-95	Florida	47	2	4	6	22
95-96	Florida	31	3	7	10	20
96-97	Florida	3	0	0	0	2
97-98	NY Rangers	15	1	1	2	6
98-99	NY Rangers	4	0	0	0	2
Totals		462	18	73	91	282

DREW STAFFORD (2003-06), Buffalo

Year	Team	GP	G	A	Pts	PIM
06-07	Buffalo	41	13	14	27	33
07-08	Buffalo	64	16	22	38	51
08-09	Buffalo	79	20	25	45	29
09-10	Buffalo	71	14	20	34	35
10-11	Buffalo	62	31	21	52	34
11-12	Buffalo (A)	80	20	30	50	46
12-13	Buffalo (A)	46	6	12	18	21
Totals		443	120	144	264	249

PHIL SYKES (1978-82)

Year	Team	GP	G	A	Pts	PIM
82-83	Los Angeles	7	2	0	2	2
83-84	Los Angeles	3	0	0	0	2
84-85	Los Angeles	79	17	15	32	38
85-86	Los Angeles	76	20	24	44	97
86-87	Los Angeles	58	6	15	21	133
87-88	Los Angeles	40	9	12	21	82
88-89	Los Angeles	23	0	1	1	8
89-90	Winnipeg	48	9	6	15	26
90-91	Winnipeg	70	12	10	22	59
91-92	Winnipeg	52	4	2	6	72
Totals		456	79	85	164	519

MARK TAYLOR (1976-80)

Year	Team	GP	G	A	Pts	PIM
81-82	Philadelphia	2	0	0	0	0
82-83	Philadelphia	61	8	25	33	24
83-84	Phi/Pit	60	24	31	55	24
84-85	Pit/Wsh	56	8	11	19	21
85-86	Washington	30	2	1	3	4
Totals		209	42	68	110	73

DAVE TIPPETT (1981-83)

Year	Team	GP	G	A	Pts	PIM
83-84	Hartford	17	4	2	6	2
84-85	Hartford	80	7	12	19	12
85-86	Hartford	80	14	20	34	18
86-87	Hartford (A)	80	9	22	31	42
87-88	Hartford (A)	80	16	21	37	32
88-89	Hartford (A)	80	17	24	41	45
89-90	Hartford (A)	66	8	19	27	32
90-91	Washington	61	6	9	15	24
91-92	Washington	30	2	10	12	16
92-93	Pittsburgh	74	6	19	25	56
93-94	Philadelphia	73	4	11	15	38
Totals		721	93	169	262	317

JONATHAN TOEWS (2005-07), Chicago

Year	Team	GP	G	A	Pts	PIM
07-08	Chicago	64	24	30	54	44
08-09	Chicago (C)	82	34	35	69	51
09-10	Chicago (C)	76	25	43	68	47
10-11	Chicago (C)	80	32	44	76	26
11-12	Chicago (C)	59	29	28	57	28
12-13	Chicago (C)	47	23	25	48	27
Totals		408	167	205	372	223

JEFF ULMER (1995-99)

Year	Team	GP	G	A	Pts	PIM
00-01	NY Rangers	21	3	0	3	8
Totals		21	3	0	3	8

GARRY VALK (1987-90)

Year	Team	GP	G	A	Pts	PIM
90-91	Vancouver	59	10	11	21	67
91-92	Vancouver	65	8	17	25	56
92-93	Vancouver	48	6	7	13	77
93-94	Anaheim	78	18	27	45	100
94-95	Anaheim	36	3	6	9	34
95-96	Anaheim	79	12	12	24	125
96-97	Anh/Pit	70	10	11	21	78
97-98	Pittsburgh	39	2	1	3	33
98-99	Toronto	77	8	21	29	53
99-00	Toronto	73	10	14	24	44
00-01	Toronto	74	8	18	26	46
01-02	Toronto	63	5	10	15	28
02-03	Chicago	16	0	1	1	6
Totals		777	100	156	256	747

CHRIS VANDELVE (2006-10), Philadelphia

Year	Team	GP	G	A	Pts	PIM
10-11	Edmonton	12	0	2	2	12
11-12	Edmonton	5	1	0	1	2
12-13	Edmonton	11	0	0	0	4
Totals		28	1	2	3	18

MICKEY VOLCAN (1979-80)

Year	Team	GP	G	A	Pts	PIM
80-81	Hartford	49	2	11	13	26
81-82	Hartford	26	1	5	6	29
82-83	Hartford	68	4	13	17	73
83-84	Calgary	19	1	4	5	18
Totals		162	8	33	41	146

HOWARD WALKER (1978-80)

Year	Team	GP	G	A	Pts	PIM
80-81	Washington	64	2	10	12	100
81-82	Washington	16	0	2	2	26
82-83	Calgary	3	0	0	0	7
Totals		83	2	12	14	133

DIXON WARD (1988-92)

Year	Team	GP	G	A	Pts	PIM
92-93	Vancouver	70	22	30	52	82
93-94	Van/LA	67	12	3	15	82
94-95	Toronto	22	0	3	3	31
95-96	Buffalo	8	2	2	4	6
96-97	Buffalo	79	13	32	45	36
97-98	Buffalo	71	10	13	23	42
98-99	Buffalo	78	20	24	44	44
99-00	Buffalo	71	11	9	20	41
00-01	Boston	63	5	13	18	65
02-03	NY Rangers	8	0	0	0	2
Totals		537	95	129	224	431

MATT WATKINS (2005-09), Washington

Year	Team	GP	G	A	Pts	PIM
11-12	Phoenix	1	0	0	0	0
Totals		1	0	0	0	0

LONDON WILSON (1993-95)

Year	Team	GP	G	A	Pts	PIM
95-96	Colorado	7	1	0	1	6
96-97	Colorado	9	1	2	3	2
97-98	Boston	28	1	5	6	7
98-99	Boston	22	3	3	6	17
99-00	Boston	40	1	3	4	18
00-01	Phoenix	70	18	13	31	92
01-02	Phoenix	47	7	12	19	46
02-03	Phoenix	31	6	8	14	26
03-04	Pittsburgh	19	5	1	6	31
08-09	Dallas	27	2	6	8	21
Totals		375	53	66	119	352

RICK WILSON (1969-72)

Year	Team	GP	G	A	Pts	PIM
73-74	Montreal	21	0	2	2	6
74-75	St. Louis	76	2	5	7	83
75-76	St. Louis	65	1	6	7	20
76-77	Detroit	77	3	13	16	56
Totals		239	6	26	32	165

MURRAY WING (1970-71)

Year	Team	GP	G	A	Pts	PIM
73-74	Detroit	1	0	1	1	0
Totals		1	0	1	1	0

TRAVIS ZAJAC (2004-06), New Jersey

Year	Team	GP	G	A	Pts	PIM
06-07	New Jersey	80	17	25	42	16
07-08	New Jersey	82	14	20	34	31
08-09	New Jersey	82	20	42	62	29
09-10	New Jersey	82	25	42	67	24
10-11	New Jersey	82	13	31	44	24
11-12	New Jersey	15	2	4	6	4
12-13	New Jersey (A)	48	7	13	20	22
Totals		471	98	177	275	150

RICK ZOMBO (1981-84)

Year	Team	GP	G	A	Pts	PIM
84-85	Detroit	1	0	0	0	0
85-86	Detroit	14	0	1	1	16
86-87	Detroit	44	1	4	5	59
87-88	Detroit	62	3	14	17	96
88-89	Detroit	75	1	20	21	106
89-90	Detroit	77	5	20	25	95
90-91	Detroit	77	4	19	23	55
91-92	Det/Stl	67	3	15	18	61
92-93	St. Louis	71	0	15	15	78
93-94	St. Louis	74	2	8	10	85
94-95	St. Louis	23	1	4	5	24
95-96	Boston	67	4	10	14	53
Totals		652	24	130	154	728



Ed Belfour

CURRENT NHL COACHES (Years at UND)

DAVE TIPPETT (1981-83), Phoenix, Head Coach

Year	Team	Pos	W	L	T	OTL
99-00	Los Angeles	AC	--	--	--	--
00-01	Los Angeles	AC	--	--	--	--
01-02	Los Angeles	AC	--	--	--	--
02-03	Dallas	HC	46	17	15	4
03-04	Dallas	HC	41	26	13	2
05-06	Dallas	HC	53	23	0	6
06-07	Dallas	HC	50	25	0	7
07-08	Dallas	HC	45	30	0	7
08-09	Dallas	HC	36	35	0	11
09-10*	Phoenix	HC	50	25	0	7
10-11	Phoenix	HC	43	26	0	13
11-12	Phoenix	HC	42	27	0	13
12-13	Phoenix	HC	21	18	0	9
Totals			427	252	28	79

*NHL Coach of the Year

RICK WILSON (1969-72), Minnesota, Asst. Coach

Year	Team	Pos	W	L	T	OTL
88-89	NY Islanders	AC	--	--	--	--
89-90	Los Angeles	AC	--	--	--	--
90-91	Los Angeles	AC	--	--	--	--
91-92	Los Angeles	AC	--	--	--	--
92-93	Minnesota	AC	--	--	--	--
93-94	Dallas	AC	--	--	--	--
94-95	Dallas	AC	--	--	--	--
95-96	Dallas	AC	--	--	--	--
96-97	Dallas	AC	--	--	--	--
97-98	Dallas	AC	--	--	--	--
98-99*	Dallas	AC	--	--	--	--
99-00	Dallas	AC	--	--	--	--
00-01	Dallas	AC	--	--	--	--
01-02^	Dallas	HC	13	11	7	1
02-03	Dallas	AC	--	--	--	--
03-04	Dallas	AC	--	--	--	--
05-06	Dallas	AC	--	--	--	--
06-07	Dallas	AC	--	--	--	--
07-08	Dallas	AC	--	--	--	--
08-09	Dallas	AC	--	--	--	--
09-10	Tampa Bay	AC	--	--	--	--
11-12	Minnesota	AC	--	--	--	--
12-13	Minnesota	AC	--	--	--	--
Totals			13	11	7	1

*Stanley Cup champions

STEVE PETERS (1987-90), Phoenix, Video Coach

Year	Team	Pos	W	L	T	OTL
08-09	Phoenix	VC	--	--	--	--
09-10	Phoenix	VC	--	--	--	--
10-11	Phoenix	VC	--	--	--	--
11-12	Phoenix	VC	--	--	--	--
12-13	Phoenix	VC	--	--	--	--

UND'S NHL AWARD WINNERS

STANLEY CUP CHAMPIONS

1985-86	Craig Ludwig	Montreal
1989-90	Geoff Smith	Edmonton
1990-91	Jay Caufield	Pittsburgh
1991-92	Jay Caufield	Pittsburgh
1995-96	Troy Murray	Colorado
1998-99	Ed Belfour	Dallas
	Tony Hrkac	Dallas
	Craig Ludwig	Dallas
	Rick Wilson (Asst.)	Dallas
1999-00	Brad Bombardir	New Jersey
2005-06	Mike Commodore	Carolina
2009-10	Jonathan Toews (C)	Chicago
2011-12	Matt Greene (A)	Los Angeles
2012-13	Jonathan Toews (C)	Chicago

CONN SMYTHE TROPHY

(Stanley Cup Playoffs MVP)

2009-10	Jonathan Toews	Chicago
---------	----------------	---------

JACK ADAMS TROPHY

(Coach of the Year)

2009-10	Dave Tippett	Phoenix
---------	--------------	---------

VEZINA TROPHY

(Most Outstanding Goalie)

1990-91	Ed Belfour	Chicago
1992-93	Ed Belfour	Chicago

WILLIAM M. JENNINGS TROPHY

(Fewest Goals Against)

1992-93	Ed Belfour	Chicago
1994-95	Ed Belfour	Chicago
1998-99	Ed Belfour	Dallas

ROGER CROZIER SAVING GRACE AWARD

(Best Save Pct.)

1999-00	Ed Belfour	Dallas
---------	------------	--------

CALDER MEMORIAL TROPHY

(Rookie of the Year)

1990-91	Ed Belfour	Chicago
---------	------------	---------

FRANK J. SELKE TROPHY

(Best Defensive Forward)

1985-86	Troy Murray	Chicago
2012-13	Jonathan Toews	Chicago

BILL MASTERTON TROPHY

(Peseverance, Sportsmanship & Dedication)

2007-08	Jason Blake	Toronto
---------	-------------	---------

NHL ALL-STAR TEAM SELECTIONS

1990-91	Ed Belfour (1st)	Chicago
1992-93	Ed Belfour (1st)	Chicago
1994-95	Ed Belfour (2nd)	Chicago
2008-09	Zach Parise (2nd)	New Jersey
2012-13	Jonathan Toews (2nd)	Chicago

ALL-ROOKIE TEAM SELECTIONS

1989-90	Geoff Smith	Edmonton
1990-91	Ed Belfour	Chicago
2007-08	Jonathan Toews	Chicago

GOALIES (Years at UND in parentheses)

ED BELFOUR (1986-87)


Year	Team	GP	W	L	T	GAA
88-89	Chicago	23	4	12	3	3.87
89-90	Chicago	--	--	--	--	---
90-91	Chicago	74	43	19	7	2.47
91-92	Chicago	52	21	18	10	2.70
92-93	Chicago	71	41	18	11	2.59
93-94	Chicago	70	37	24	6	2.67
94-95	Chicago	42	22	15	3	2.28
95-96	Chicago	50	22	17	10	2.74
96-97	Chi/SJ	46	14	24	6	2.89
97-98	Dallas	61	37	12	10	1.88
98-99	Dallas	61	35	15	9	1.99
99-00	Dallas	62	32	21	7	2.10
00-01	Dallas	63	35	20	7	2.34
01-02	Dallas	60	21	27	11	2.65
02-03	Toronto	62	37	20	5	2.26
03-04	Toronto	59	34	19	6	2.13
05-06	Toronto	49	22	22	4	3.29
06-07	Florida	58	27	17	10	2.77
Totals		963	484	320	125	2.50

JON CASEY (1980-84)

Year	Team	GP	W	L	T	GAA
83-84	Minnesota	2	1	0	0	4.29
85-86	Minnesota	26	11	11	1	3.89
87-88	Minnesota	14	1	7	4	3.71
88-89	Minnesota	55	18	17	12	3.06
89-90	Minnesota	61	31	22	4	3.22
90-91	Minnesota	55	21	20	11	2.98
91-92	Minnesota	52	19	23	5	3.40
92-93	Minnesota	60	26	26	5	3.33
93-94	Boston	57	30	15	9	2.88
94-95	St. Louis	19	7	5	4	2.75
95-96	St. Louis	9	2	3	0	3.80
96-97	St. Louis	15	3	8	0	3.39
Totals		425	170	157	56	3.21

DARREN JENSEN (1979-82)

Year	Team	GP	W	L	T	GAA
84-85	Philadelphia	1	0	1	0	7.00
85-86	Philadelphia	29	15	9	1	3.68
Totals		30	15	10	1	3.81



Dave Christian

GAMES PLAYED

1. James Patrick (1983-04).....	1,280
2. Craig Ludwig (1982-99).....	1,256
3. Dave Christian (1979-94).....	1,009
4. Murray Baron (1989-04).....	988
5. Troy Murray (1982-96).....	914
6. Jason Blake (1998-2012).....	871
7. Doug Smail (1980-93).....	845
8. Greg Johnson (1993-05).....	785
9. Garry Valk (1990-03).....	777
10. Tony Hrkac (1987-03).....	758

SEASONS

1. James Patrick (1983-04).....	21
2. Craig Ludwig (1982-99).....	17
Ed Belfour (1988-07).....	18
4. Murray Baron (1989-04).....	15
Troy Murray (1982-96).....	15
Dave Christian (1979-94).....	15
7. Jason Blake (1998-12).....	13
Ryan Johnson (1997-11).....	13
Tony Hrkac (1987-03).....	13
Dennis Hextall (1968-80).....	13
Doug Smail (1980-93).....	13
Garry Valk (1990-03).....	13

POINTS

1. Dave Christian (1979-94).....	773
2. James Patrick (1983-04).....	639
3. Troy Murray (1982-96).....	584
4. Dennis Hextall (1968-80).....	503
5. Jason Blake (1998-2012).....	486
6. Doug Smail (1980-93).....	459
7. Zach Parise (2005-present)	448
8. Tony Hrkac (1987-03).....	371
9. Jonathan Toews (2007-present)	372
10. Greg Johnson (1993-05).....	369

GOALS

1. Dave Christian (1979-94).....	340
2. Troy Murray (1982-96).....	230
3. Jason Blake (1998-2012).....	213
4. Zach Parise (2005-present)	212
5. Doug Smail (1980-93).....	210
6. Jonathan Toews (2007-present)	167
7. Dennis Hextall (1968-80).....	153
8. James Patrick (1983-04).....	149
9. Greg Johnson (1993-05).....	145
10. Tony Hrkac (1987-03).....	132

ASSISTS

1. James Patrick (1983-04).....	490
2. Dave Christian (1979-94).....	433
3. Troy Murray (1982-96).....	354
4. Dennis Hextall (1968-80).....	350
5. Jason Blake (1998-2012).....	273
6. Doug Smail (1980-93).....	249
7. Tony Hrkac (1987-03).....	239
8. Zach Parise (2005-present)	236
9. Greg Johnson (1993-05).....	224
10. Jonathan Toews (2007-present)	205

PENALTY MINUTES

1. Craig Ludwig (1982-99).....	1,437
2. Dennis Hextall (1968-80).....	1,398
3. Murray Baron (1989-04).....	1,309
4. Troy Murray (1982-96).....	875
5. Jay Caulfield (1986-93).....	759
James Patrick (1983-04).....	759
7. Garry Valk (1990-03).....	747
8. Rick Zombo (1984-96).....	728
9. Mike Commodore (2000-present)	683
10. Doug Smail (1980-93).....	602

GAMES PLAYED, GOALIE

1. Ed Belfour (1988-07).....	963
2. Jon Casey (1983-97).....	425
3. Darren Jensen (1984-86).....	30

GOALIE WINS

1. Ed Belfour (1988-07).....	484
2. Jon Casey (1983-97).....	170
3. Darren Jensen (1984-86).....	15

GOALS AGAINST AVERAGE

1. Ed Belfour (1988-07).....	2.50
2. Jon Casey (1983-97).....	3.21
3. Darren Jensen (1984-86).....	15

SHUTOUTS

1. Ed Belfour (1988-07).....	76
2. Jon Casey (1983-97).....	16
3. Darren Jensen (1984-86).....	2

Active players in **bold**



Craig Ludwig
Photo by © Club de hockey Canadien Inc.



Jon Casey

ALL-TIME NHL RANKS

(Top 100)

WINS

Rk.	Player	Wins
3.	Ed Belfour.....	484
87.	Jon Casey.....	170

GAMES PLAYED, GOALIES

Rk.	Player	GP
4.	Ed Belfour.....	963
82.	Jon Casey.....	425

SHUTOUTS

Rk.	Player	SHO
9.	Ed Belfour.....	76

SAVES

Rk.	Player	Saves
4.	Ed Belfour.....	21,003
53.	Jon Casey.....	9,909

GAMES PLAYED

Rk.	Player	GP
60.	James Patrick.....	1,280
72.	Craig Ludwig.....	1,256

GAMES PLAYED, DEFENSEMEN

Rk.	Player	GP
20.	James Patrick.....	1,280
23.	Craig Ludwig.....	1,256
99.	Murray Baron.....	988

POINTS, DEFENSEMEN

Rk.	Player	PTS
30.	James Patrick.....	639

GOALS, DEFENSEMEN

Rk.	Player	G
36.	James Patrick.....	149

ASSISTS, DEFENSEMEN

Rk.	Player	A
29.	James Patrick.....	490



UND'S TOP INDIVIDUAL NHL SEASONS

POINTS

1. Troy Murray (Chicago, '85-86).....	99
2. Zach Parise (New Jersey, '08-09)	94
3. Dave Christian (Washington, '85-86)	83
4. Zach Parise (New Jersey, '09-10)	82
5. Dennis Hextall (Minnesota, '72-73)	82
Dennis Hextall (Minnesota, '73-74)	82
7. Dave Christian (Washington, '83-84)	81
8. Jonathan Toews (Chicago, '10-11)	76
Dave Christian (Winnipeg, '81-82)	76
10. Dennis Hextall (Minnesota, '74-75)	74

GOALS

1. Zach Parise (New Jersey, '08-09)	45
Troy Murray (Chicago, '85-86).....	45
3. Dave Christian (Washington, '85-86)	41
4. Jason Blake (NY Islanders, '06-07).....	40
5. Zach Parise (New Jersey, '09-10)	38
6. Dave Christian (Washington, '87-88)	37
7. Dave Christian (Washington, '88-89)	34
8. Jonathan Toews (Chicago, '10-11)	32
Zach Parise (New Jersey, '07-08)	32
Dave Christian (Boston, '90-91)	32

ASSISTS

1. Dennis Hextall (Minnesota, '73-74)	62
2. James Patrick (NY Rangers, '91-92).....	57
Dennis Hextall (Minnesota, '74-75)	57
4. Troy Murray (Chicago, '85-86).....	54
5. Dave Christian (Washington, '83-84)	52
Dennis Hextall (Minnesota, '72-73)	52
7. Dave Christian (Winnipeg, '81-82)	51
8. Zach Parise (New Jersey, '08-09)	49
James Patrick (NY Rangers, '90-91).....	49
10. James Patrick (NY Rangers, '86-87).....	45
James Patrick (NY Rangers, '87-88).....	45

PENALTY MINUTES

1. Jay Caufield (Pittsburgh, 1988-89)	285
2. Dennis Hextall (California, 1970-71)	217
3. Alan Hangleben (Washington, '80-81).....	198
4. Dennis Hextall (Detroit, '77-78)	195
5. Murray Baron (St. Louis, '95-96)	190
6. Jay Caufield (Pittsburgh, '91-92)	175
7. Dennis Hextall (Detroit, '76-77)	158
8. Craig Ludwig (Minnesota, '92-93)	153
9. Dennis Hextall (Minnesota, '74-75)	147
10. Dennis Hextall (Minnesota, '72-73)	140

GOALIE WINS

1. Ed Belfour (Chicago, '90-91).....	*43
2. Ed Belfour (Chicago, '92-93).....	41
3. Ed Belfour (Toronto, '02-03).....	37
Ed Belfour (Dallas, '97-98).....	37
Ed Belfour (Chicago, '93-94).....	37
6. Ed Belfour (Dallas, '00-01).....	35
Ed Belfour (Dallas, '98-99).....	35
8. Ed Belfour (Toronto, '03-04).....	34
9. Ed Belfour (Dallas, '99-00).....	32
10. Jon Casey (Minnesota, '89-90).....	31



Former UND greets Dixon Ward (left) and Doug Smail, two of UND's longest-tenured NHL players, drop the ceremonial first puck prior to a game against Denver on Jan. 23, 2009. Ward and Smail combined to play in 1,382 games in the NHL.

GOALS AGAINST AVERAGE

1. Ed Belfour (Dallas, '97-98).....	*1.88
2. Ed Belfour (Dallas, '98-99).....	1.99
3. Ed Belfour (Dallas, '99-00).....	2.10
4. Ed Belfour (Toronto, '03-04).....	2.13
5. Ed Belfour (Toronto, '02-03).....	2.26
6. Ed Belfour (Chicago, '94-95).....	2.28
7. Ed Belfour (Dallas, '00-01).....	2.34
8. Ed Belfour (Chicago, '90-91).....	*2.47
9. Ed Belfour (Chicago, '92-93).....	2.59
10. Ed Belfour (Dallas, '01-02).....	2.65

SHUTOUTS

1. Ed Belfour (Toronto, '03-04).....	10
2. Ed Belfour (Dallas, '97-98).....	9
3. Ed Belfour (Dallas, '00-01).....	8
4. Ed Belfour (Toronto, '02-03).....	7
Ed Belfour (Chicago, '93-94).....	*7
Ed Belfour (Chicago, '92-93).....	*7
7. Ed Belfour (Dallas, '98-99).....	5
Ed Belfour (Chicago, '94-95).....	*5
Ed Belfour (Chicago, '91-92).....	*5
10. Ed Belfour (Dallas, '99-00).....	4
Jon Casey (Boston, '93-94).....	4
Ed Belfour (Chicago, '90-91).....	4

Active players in **bold**; *Indicates led NHL



Mike Commodore, an NCAA champion with UND and a Stanley Cup champion with the Carolina Hurricanes, drops the ceremonial first puck before UND's Feb. 20, 2010, game vs. Minnesota Duluth.



UND IN THE MINOR LEAGUES & EUROPE IN 2012-13 (NHL affiliate in parentheses)

AMERICAN HOCKEY LEAGUE (AHL)

Ben Blood, Binghamton Senators (OTT)
24 GP, 0-0--0, 30 PIM

Taylor Chorney, Peoria Rivermen (STL)
73 GP, 4-20--24, 37 PIM

Mike Commodore, Hamilton (MTL)/Texas (DAL)
22 GP, 2-2--4, 30 PIM

Corey Fienhage, Rochester Americans (BUF)
3 GP, 0-0--0, 0 PIM

Joe Finley, Rochester Americans (BUF)
36 GP, 1-4--5, 81 PIM

Derek Forbort, Manchester Monarchs (LA)
6 GP, 0-1--1, 0 PIM

Matt Frattin, Toronto Marlies (TOR)
21 GP, 9-8--17, 14 PIM

Chay Genoway, Houston (MIN)/Hershey (WSH)
65 GP, 5-20--25, 25 PIM

Jason Gregoire, St. John's IceCaps (WPG)
60 GP, 10-8--18, 6 PIM

Brett Hextall, Portland Pirates (PHX)
66 GP, 9-6--15, 79 PIM
Portland's AHL Man of the Year Nominee

Danny Kristo, Hamilton Bulldogs (MTL)
9 GP, 0-3--3, 2 PIM

Andrew MacWilliam, Toronto Marlies (TOR)
2 GP, 0-0--0, 0 PIM

Brad Malone, Lake Erie Monsters (COL)
63 GP, 10-14--24, 99 PIM
Assistant captain

Jake Marto, St. John's IceCaps (WPG)
2 GP, 0-0--0, 0 PIM

Brock Nelson, Bridgeport Sound Tigers (NYI)
66 GP, 25-27--52, 34 PIM
Set franchise record for goals by a rookie

Carter Rowney, Abbotsford Heat (CGY)
4 GP, 1-0--1, 0 PIM

Matt Smaby, Norfolk Admirals (ANH)
26 GP, 0-4--4, 16 PIM
Assistant captain

Chris Vande Velde, Oklahoma City Barons (EDM)
57 GP, 7-13--20, 27 PIM
Assistant captain

Matt Watkins, Bridgeport Sound Tigers (NYI)
68 GP, 11-19--30, 43 PIM

Darcy Zajac, Albany Devils (NJ)
67 GP, 9-8--17, 86 PIM

EAST COAST HOCKEY LEAGUE (ECHL)

Ben Blood, Elmira Jackals (OTT)
32 GP, 1-1--2, 23 PIM

Corey Fienhage, Gwinnett Gladiators
65 GP, 2-13--15, 44 PIM

Michael Forney, Colorado Eagles
71 GP, 35-44--79, 110 PIM

Mario Lamoureux, Ontario Reign
71 GP, 25-40--65, 69 PIM
Won ECHL rookie scoring race

Jake Marto, Colorado Eagles
45 GP, 3-12--15, 37 PIM

Aaron Schneekloth, Colorado Eagles
40 GP, 6-28--34, 25 PIM

David Toews, Bakersfield/Idaho/Utah (ECHL)
59 GP, 11-19--30, 28 PIM

Evan Trupp, Bakersfield/Alaska
70 GP, 7-28--35, 51 PIM

CENTRAL HOCKEY LEAGUE (CHL)

Aaron Dell, Allen Americans
44 GP, 22-11-6, 2.30 GAA, .916 SV%
Won CHL Championship
CHL Most Outstanding Goaltender
CHL All-Rookie Team

AUSTRIAN HOCKEY LEAGUE

Ryan Duncan, EC Red Bull Salzburg
53 GP, 15-24--39, 23 PIM

Andrew Kozek, Dornbirn EC
54 GP, 38-20--58, 52 PIM
Led Austrian League in goals, fourth in scoring

Jean-Philippe Lamoureux, Villacher SV
47 GP, 2.82 GAA, .926 SV%

David Lundbohm, Vienna
10 GP, 0-0--0, 4 PIM

Curtis Murphy, Linz EHC
53 GP, 9-29--38, 48 PIM
Team's top-scoring defenseman

DENMARK

Brent Davidson, Herning Blue Fox
39 GP, 11-12--23, 82 PIM

DEUTSCHE EISHOCKEY LEAGUE (Germany)

Ryan Bayda, Neurnberg Thomas Sabo Ice Tigers
50 GP, 9-22--31, 36 PIM

Robbie Bina, Wolfsburg Grizzly Adams
52 GP, 6-14--20, 28 PIM

Jason Ulmer, Munich EHC
42 GP, 4-27--31, 26 PIM

ENGLISH PREMIER LEAGUE

Adam Calder, Milton Keynes Lightning
10 GP, 4-5--9, 41 PIM
EPIHL's all-time leading scorer

GERMANY -- 2.BUNDESLIGA

Bill Trew, Landshut Cannibals
44 GP, 14-26--40, 26 PIM
Ranked second on team in scoring

GERMANY3

Ryan Martens, Erding Gladiators
28 GP, 21-20--41, 6 PIM

ITALY

Anthony Grieco, Pontebba
33 GP, 3-29-0, 4.37 GAA, .892 SV%

Jordan Parise, Valpelleice
34 GP, 19-14-0, 2.92 GAA, .906 SV%

KONTINENTAL HOCKEY LEAGUE (Russia)

Brandon Bochenski, Astana Barys
48 GP, 20-20--40, 22 PIM
Tied for 11th in KHL in goals

Rastislav Spirko, Yekaterinburgt Automobilist
51 GP, 14-11--25, 12 PIM

SM-LIIGA (FINNISH ELITE LEAGUE)

Lee Goren, Pelicans
13 GP, 4-8--12, 30 PIM

Jeff Ulmer, Tappara Tampere
6 GP, 2-3--5, 4 PIM

SWEDISH ELITE LEAGUE

Lee Goren, Linkoping HC
24 GP, 2-4--6, 48 PIM

SWEDEN 1ST DIVISION

David Lundbohm, Vasteras IK
19 GP, 10-6--16, 2 PIM

SWITZERLAND NATIONAL LEAGUE A

Travis Roche, Bern
31 GP, 5-17--22, 14 PIM

SWITZERLAND NATIONAL LEAGUE B

Colby Genoway, Lausanne
39 GP, 24-42--66, 58 PIM
Led league in points per game (1.69)



Year	Picks	Year	Picks
1963.....	1	1989.....	5
1964.....	0	1990.....	4
1965.....	0	1991.....	6
1966.....	0	1992.....	2
1967.....	0	1993.....	3
1968.....	1	1994.....	2
1969.....	2	1995.....	0
1970.....	3	1996.....	0
1971.....	3	1997.....	2
1972.....	1	1998.....	0
1973.....	4	1999.....	1
1974.....	0	2000.....	3
1975.....	1	2001.....	3
1976.....	0	2002.....	2
1977.....	1	2003.....	5
1978.....	2	2004.....	2
1979.....	3	2005.....	7
1980.....	6	2006.....	3
1981.....	6	2007.....	6
1982.....	7	2008.....	6
1983.....	5	2009.....	3
1984.....	9	2010.....	7
1985.....	2	2011.....	2
1986.....	6	2012.....	2
1987.....	8	2013.....	6
1988.....	6	Total.....	159

Player	Team	Rd	Overall
1963			
Roger Bamburak	Boston Bruins	3rd	14th
1968			
John Marks	Chicago Blackhawks	1st	9th
1969			
Mike Baumgartner	Chicago Blackhawks	5th	60th
Dave Hudson	Chicago Blackhawks	6th	71st
1970			
Rick Wilson	Montreal Canadiens	5th	66th
Murray Wing	Boston Bruins	6th	83rd
Al Henry	California Golden Seals	8th	100th
1971			
Jim Cahoon	Montreal Canadiens	3rd	31st
Earl Anderson	Detroit Red Wings	5th	58th
Dave Murphy	Pittsburgh Penguins	5th	60th
1972			
Dennis Johnson	Detroit Red Wings	5th	74th
1973			
Alan Hangsleben	Montreal Canadiens	4th	56th
Bob Law	Atlanta Flames	8th	117th
Ken Gibb	Detroit Red Wings	10th	154th
Rick Clubbe	Chicago Blackhawks	10th	156th
1974			
Darryl Drader	Boston Bruins	8th	143rd
Peter Waselovich	Boston Bruins	10th	175th
1975			
Tom Goddard	Los Angeles Kings	11th	186th
1977			
Bill Himmelright	Montreal Canadiens	6th	108th
1978			
Mark Taylor	Philadelphia Flyers	6th	100th
Mark Berge	Philadelphia Flyers	11th	182nd

1979			
Dave Christian	Winnipeg Jets	2nd	40th
Kevin Maxwell	Minnesota North Stars	3rd	63rd
Marc Chorney	Pittsburgh Penguins	6th	115th
1980			
Mickey Volcan	Hartford Whalers	3rd	50th
Troy Murray	Chicago Blackhawks	3rd	57th
Craig Ludwig	Montreal Canadiens	3rd	61st
Mark Huglen	Minnesota North Stars	4th	79th
Darren Jensen	Hartford Whalers	5th	92nd
Ed Christian	Winnipeg Jets	9th	170th
1981			
James Patrick	New York Rangers	1st	9th
Dave Donnelly	Minnesota North Stars	2nd	27th
Jim Archibald	Minnesota North Stars	7th	139th
Rick Zombo	Detroit Red Wings	8th	149th
Dan Brennan	Los Angeles Kings	8th	165th
Gord Sherven	Edmonton Oilers	10th	197th
1982			
Scott Sandelin	Montreal Canadiens	2nd	40th
Chris Jensen	New York Rangers	4th	78th
Tim Mishler	Winnipeg Jets	5th	96th
Jay Ness	Chicago Blackhawks	7th	133rd
Mickey Krampotich	Hartford Whalers	8th	151st
Brian Williams	Montreal Canadiens	9th	187th
Tim Loven	Toronto Maple Leafs	11th	213th
1983			
Brad Berry	Winnipeg Jets	2nd	29th
Malcolm Parks	Minnesota North Stars	2nd	36th
Perry Berezan	Calgary Flames	3rd	55th
Bill Claviter	Calgary Flames	4th	77th
Tarek Howard	Chicago Blackhawks	4th	79th
1984			
Tony Hrkac	St. Louis Blues	2nd	32nd
Todd Norman	Edmonton Oilers	3rd	63rd
Lee Brodeur	Montreal Canadiens	4th	65th
Bob Joyce	Boston Bruins	4th	82nd
Greg Strome	Los Angeles Kings	6th	108th
Kevin Melrose	Calgary Flames	7th	138th
Rick Forst	Winnipeg Jets	10th	197th
Jim Steen	Pittsburgh Penguins	11th	210th
Scott Brower	New York Rangers	12th	243rd
1985			
Ross Johnson	Minnesota North Stars	8th	153rd
Scott Brickey	St. Louis Blues	8th	159th
1986			
George Pelawa	Calgary Flames	1st	16th
Brent Bobyck	Montreal Canadiens	4th	78th
Lee Davidson	Washington Capitals	8th	166th
Murray Baron	Philadelphia Flyers	8th	167th
Russ Parent	New York Rangers	11th	219th
Ian Kidd	Detroit Red Wings		Supplemental
1987			
Geoff Smith	Edmonton Oilers	3rd	63rd
Garry Valk	Vancouver Canucks	6th	108th
Mike McCormick	Chicago Blackhawks	6th	113th
David Marvin	St. Louis Blues	10th	201st
Neil Eisenhut	Vancouver Canucks	12th	233rd
Steve Johnson*	Vancouver Canucks		Supplemental
Mike LeMoine*	Detroit Red Wings		Supplemental
Grant Paranca*	Los Angeles Kings		Supplemental



2013-14 NORTH DAKOTA HOCKEY

1988

Russ Romaniuk	Winnipeg Jets	2nd	31st
Wade Bartley	Washington Capitals	2nd	41st
Dane Jackson	Vancouver Canucks	3rd	44th
Chad Johnson	New Jersey Devils	6th	117th
Dixon Ward	Vancouver Canucks	7th	128th
Greg Geldart	Vancouver Canucks	8th	149th

1989

Jason Herter	Vancouver Canucks	1st	8th
Greg Johnson	Philadelphia Flyers	2nd	33rd
Jace Reed	New York Islanders	5th	86th
Jon Larson	New York Islanders	7th	128th
Justin Duberman	Montreal Canadiens	11th	230th

1990

Chris Gotziaman	New Jersey Devils	2nd	29th
Brad Bombardir	New Jersey Devils	3rd	56th
Brad Pascall	Buffalo Sabres	5th	103rd
Shane McFarland*	Buffalo Sabres	Supplemental	

1991

Scott Kirton	Chicago Blackhawks	7th	154th
Dean Grillo	San Jose Sharks	8th	155th
Jeff Lembke	Pittsburgh Penguins	9th	192nd
Kevin Rappana	St. Louis Blues	11th	241st
Marty Schriener	New York Islanders	12th	246th
Jeff McLean*	San Jose Sharks	Supplemental	

1992

Paxton Schulte	Quebec Nordiques	6th	124th
Nick Naumenko	St. Louis Blues	8th	182nd

1993

Landon Wilson	Toronto Maple Leafs	1st	19th
Toby Kvalevog	Ottawa Senators	9th	209th
Mark Pivetz	Quebec Nordiques	10th	257th

1994

Ryan Johnson	Philadelphia Flyers	2nd	36th
Colin Forbes	Philadelphia Flyers	7th	166th

1997

Brad DeFauw	Carolina Hurricanes	2nd	28th
Lee Goren	Boston Bruins	3rd	63rd

1999

Mike Commodore	New Jersey Devils	2nd	42nd
----------------	-------------------	-----	------

2000

David Hale	New Jersey Devils	1st	22nd
Ryan Bayda	Carolina Hurricanes	3rd	80th
Derrick Byfuglien	Ottawa Senators	4th	122nd

2001

Andy Schneider	Pittsburgh Penguins	5th	156th
James Massen	New Jersey Devils	6th	194th
Brandon Bochenski	Ottawa Senators	7th	223rd

2002

Matt Greene	Edmonton Oilers	2nd	44th
Matt Jones	Phoenix Coyotes	3rd	80th

2003

Zach Parise	New Jersey Devils	1st	17th
Matt Smaby	Tampa Bay Lightning	2nd	41st
Brady Murray	Los Angeles Kings	5th	152nd
Rylan Kaip	Atlanta Thrashers	9th	269th
Chris Porter	Chicago Blackhawks	9th	282nd

2004

Drew Stafford	Buffalo Sabres	1st	13th
Travis Zajac	New Jersey Devils	1st	20th

2005

Brian Lee	Ottawa Senators	1st	9th
T.J. Oshie	St. Louis Blues	1st	24th
Joe Finley	Washington Capitals	1st	27th
Taylor Chorney	Edmonton Oilers	2nd	36th
Andrew Kozek	Atlanta Thrashers	2nd	53rd
Chris VandeVelde	Edmonton Oilers	4th	97th
Matt Watkins	Dallas Stars	5th	160th

2006

Jonathan Toews	Chicago Blackhawks	1st	3rd
Michael Forney	Atlanta Thrashers	3rd	80th
Derrick LaPoint	Florida Panthers	4th	116th

2007

Jason Gregoire	New York Islanders	3rd	76th
Matt Frattin	Toronto Maple Leafs	4th	99th
Brad Malone	Colorado Avalanche	4th	105th
Brett Bruneteau	Washington Capitals	4th	108th
Ben Blood	Ottawa Senators	4th	120th
Brad Eidsness	Buffalo Sabres	5th	139th

2008

Danny Kristo	Montreal Canadiens	2nd	56th
David Toews	New York Islanders	3rd	66th
Corey Fienhage	Buffalo Sabres	3rd	81st
Brett Hextall	Phoenix Coyotes	6th	159th
Andrew MacWilliam	Toronto Maple Leafs	7th	188th
Joe Gleason	Chicago Blackhawks	7th	192nd

2009

Corban Knight	Florida Panthers	5th	135th
Derek Rodwell	New Jersey Devils	5th	144th
Michael Cichy	Montreal Canadiens	7th	199th

2010

Derek Forbort	Los Angeles Kings	1st	15th
Brock Nelson	New York Islanders	1st	30th
Mark MacMillan	Montreal Canadiens	4th	113th
Michael Parks	Philadelphia Flyers	5th	149th
Brendan O'Donnell	Tampa Bay Lightning	6th	156th
Zane Gothberg	Boston Bruins	6th	165th
Nick Mattson	Chicago Blackhawks	6th	180th

2011

Rocco Grimaldi	Florida Panthers	2nd	33rd
Dillon Simpson	Edmonton Oilers	4th	92nd

2012

Jordan Schmaltz	St. Louis Blues	1st	25th
Paul LaDue	Los Angeles Kings	6th	191st

2013

Adam Tambellini	New York Rangers	3rd	65th
Keaton Thompson	Anaheim Ducks	3rd	87th
Tucker Poolman	Winnipeg Jets	5th	127th
Luke Johnson	Chicago Blackhawks	5th	134th
Gage Ausmus	San Jose Sharks	5th	151st
Wade Murphy	Nashville Predators	7th	185th

List includes players drafted prior to attending UND



**GREG JOHNSON INDUCTED INTO
UND LETTERWINNERS ATHLETICS HALL OF FAME**



Hockey player Greg Johnson, the University of North Dakota's all-time leading scorer, entered the UND Letterwinners Association Hall of Fame as a member of the Class of 2013.

The only three-time Hobey Baker Award finalist (1991, 1992, 1993) in UND history, Johnson racked up a school-record 272 career points in 155 games, including a WCHA-record 198 assists that still stands.

Johnson was a three-time All-American, earning first-team honors in 1990-91 and 1992-93, and second-team honors in 1992. He was also named to three straight All-WCHA First Teams (1990-91, 1991-92, 1992-93) and was twice named to the WCHA All-Academic Team.

A native of Thunder Bay, Ontario, Johnson also enjoyed international success as a player. In 1991, he won a gold medal with Canada at the IIHF World Junior Championship. Following college, he spent two seasons with the Canadian National Team and represented Canada at the 1994 Winter Olympics.

Johnson went on to enjoy a 12-year National Hockey League career with Detroit, Pittsburgh, Chicago and Nashville, serving as team captain in Nashville for his final three seasons in the NHL.

Originally drafted by Philadelphia in the second round (33rd overall) of the 1989 draft, Johnson finished his NHL career with 369 points (145 goals, 224 assists) in 785 games.

Johnson's brothers, Corey (1992-96) and Ryan (1994-96), also played at UND.

Johnson was presented for induction by his former Fighting Sioux teammate and current UND assistant coach Dane Jackson.



Year	Team	GP	G	A	Pts	PIM
1989-90	North Dakota	44	17	38	55	11
1990-91	North Dakota	38	18	61	79	6
1991-92	North Dakota	39	20	54	74	8
1992-93	North Dakota	34	19	45	64	18
NCAA Totals		155	74	198	272	43

Year	Team	GP	G	A	Pts	PIM
1993-94	Detroit	52	6	11	17	22
1994-95	Detroit	22	3	5	8	14
1995-96	Detroit	60	18	22	40	30
1996-97	Detroit/Pittsburgh	75	13	19	32	26
1997-98	Pittsburgh/Chicago	74	12	22	34	40
1998-99	Nashville	68	16	34	50	24
1999-00	Nashville	82	11	33	44	40
2000-01	Nashville	82	15	17	32	46
2001-02	Nashville	82	18	26	44	38
2002-03	Nashville	38	8	9	17	22
2003-04	Nashville	82	14	18	32	33
2004-05	Nashville	No season due to NHL lockout				
2005-06	Nashville	68	11	8	19	10
NHL Totals		785	145	224	369	345



**UND ATHLETICS HALL OF FAME
MEN'S HOCKEY INDUCTEES**

Chronological

The University of North Dakota instituted an athletics Hall of Fame in 1975, with eight individuals being inducted that year, including former hockey and golf standout Bill Reichart.

Following is a list of UND athletic Hall of Famers who played, coached or who were associated with the North Dakota men's hockey program, with an alphabetical listing of men's hockey Hall of Famers on the following page:

1975 Inductee

F. William Reichart(H; Go 1954-57)

1976 Inductees

John M. Noah.....(H 1947-51)
Albert C. Purpur(Fields & Hockey Rink Supervisor 1936-75)
William R. Steenson(H 1956-59)

1977 Inductees

Kenneth J. Johansson.....(H 1950-53)
Calvin C. Marvin(H 1947-50)
Reginald P. Morelli.....(H 1957-60)
Clifford J. (Fido) Purpur.....(H co 1949-56)

Fall 1978 Inductee

Ben A. Cherski.....(H 1951-55)

Fall 1980 Inductees

Gordon G. (Ginny) Christian.....(H 1947-50)
Donald F. Ross.....(H 1962-64)

Fall 1981 Inductees

Raymond A. Bostrom(FB 1942; 1946-47; H 1946-47)
Milton E. "Prince" Johnson.....(H 1947-50)
Russell L. "Buzz" Johnson(H 1947-50)
Dr. Robert H. May.....(H 1949-51; H co 1957-59)
C. James Medved.....(H 1947-50)

Spring 1982 Inductee

William E. (Dutch) Leidholdt.....(FB 1932, 34, 36; H 1932-33; Tr 1935-37)

Fall 1982 Inductee

Daniel D. McKinnon.....(H 1947-50)

Fall 1983 Inductee

Bartley W. Larson(H 1958-61; Base 1959-61)

1985 Inductee

John G. Marks.....(H 1967-70)

1986 Inductee

Bob Munro(H 1966-69)

1987 Inductee

Ralph Engelstad.....(H 1948-50)
John "Gino" Gasparini.....(H 1964-68; H co 1978-94)
Dennis Hextall(H 1963-66)

1988 Inductee

Mike "Lefty" Curran(H 1965-68)

1989 Inductee

Kenneth R. Purpur(H 1952-54)

Fall 1993 Inductees

Bill Selman(H 1961-63; H co 1966-68)
Mark Taylor.....(H 1976-80)

1995 Inductee

Doug Smail(H 1977-80)

1996 Inductee

Terry Abram.....(H 1967-69)

Summer 1997 Inductees (Hockey's 50th Anniversary)

Phil Sykes.....(H 1978-82)
Rick Wilson(H 1969-72)
Al McLean.....(H 1961-63)
Guy LaFrance.....(H 1957-60)

Fall 1998 Inductee

Marc Chorney(H 1977-81)

Fall 2001 Inductee

Paul Chadwick(H 1977-81)

Fall 2002 Inductees

Jim Archibald(H 1982-85)
1947-48 Men's Hockey Team
1958-59 Men's Hockey Team

November 2003 Inductees

Troy Murray.....(H 1980-82)
1962-63 Men's Hockey Team

November 2004 Inductees

David Christian(H 1977-79)
Darren Jensen.....(H 1979-82)
1979-80 Men's Hockey Team

October 2005 Inductees

Bob Joyce(H 1984-87)
1986-87 Men's Hockey Team

October 2006 Inductees

Alan Hangsleben(H 1971-74)
Tony Hrkac(H 1984-85, 1986-87)
1981-82 Men's Hockey Team

2008 Inductee

Craig Ludwig(H 1979-82)

2009 Inductee

Dixon Ward(H 1988-92)

2010 Inductee

Ed Belfour(H 1986-87)

2012 Inductee

1996-97 Men's Hockey Team

2013 Inductee

Greg Johnson.....(H 1989-93)



**UND ATHLETICS HALL OF FAME
MEN'S HOCKEY INDUCTEES**

Alphabetical-by-decade

(Year inducted in parentheses)

1930s

- William E. (Dutch) Leidholdt ('82).....(FB 1932, 34, 36; H 1932-33; Tr 1935-37)
- Albert C. Purpur ('76).....(Fields & Hockey Rink Supervisor 1936-75)

1940s

- 1947-48 Men's Hockey Team ('02)
- Raymond A. Bostrom ('81)(FB 1942; 1946-47; H 1946-47)
- Gordon G. (Ginny) Christian ('80).....(H 1947-50)
- Ralph Engelstad ('87)(H 1948-50)
- Milton E. "Prince" Johnson ('81)(H 1947-50)
- Russell L. "Buzz" Johnson ('81)(H 1947-50)
- Calvin C. Marvin ('77).....(H 1947-50)
- Daniel D. McKinnon ('82)(H 1947-50)
- C. James Medved ('81)(H 1947-50)
- John M. Noah ('76)(H 1947-51)

1950s

- 1958-59 Men's Hockey Team ('02)
- Ben A. Cherski ('78)(H 1951-55)
- Kenneth J. Johannson ('77).....(H 1950-53)
- Guy LaFrance ('97).....(H 1957-60)
- Dr. Robert H. May ('81).....(H 1949-51; H co 1957-59)
- Reginald P. Morelli ('77)(H 1957-60)
- Clifford J. (Fido) Purpur ('77)(H coach 1949-56)
- Kenneth R. Purpur ('89)(H 1952-54)
- F. William Reichart ('75).....(H; Go 1954-57)
- William R. Steenson ('76).....(H 1956-59)

1960s

- 1962-63 Men's Hockey Team ('03)
- Terry Abram ('96)(H 1967-69)
- Mike "Lefty" Curran ('88).....(H 1965-68)
- Dennis Hextall ('87).....(H 1963-66)
- Bartley W. Larson ('83).....(H 1958-61; Base 1959-61)
- John G. Marks ('85).....(H 1967-70)
- Al McLean ('97)(H 1961-63)
- Bob Munro ('86)(H 1966-69)
- Donald F. Ross ('80)(H 1962-64)
- Bill Selman ('93).....(H 1961-63; H co 1966-68)

1970s

- Paul Chadwick ('01).....(H 1977-81)
- Marc Chorney ('98).....(H 1977-81)
- David Christian ('04)(H 1977-79)
- Alan Hangsleben ('06).....(H 1971-74)
- Doug Smail ('95).....(H 1977-80)
- Mark Taylor ('93).....(H 1976-80)
- Rick Wilson ('97)(H 1969-72)

1980s


- 1979-80 Men's Hockey Team ('04)
- 1986-87 Men's Hockey Team ('05)
- 1981-82 Men's Hockey Team ('06)
- Jim Archibald ('02)(H 1982-85)
- Ed Belfour ('10)(H 1986-87)
- John "Gino" Gasparini ('87).....(H 1964-68; H co 1978-94)
- Tony Hrkac(H 1984-85, 1986-87)
- Darren Jensen ('04)(H 1979-82)
- Bob Joyce ('05).....(H 1984-87)
- Craig Ludwig ('08)(H 1979-82)
- Troy Murray ('03)(H 1980-82)
- Phil Sykes ('97)(H 1978-82)

1990s

- Greg Johnson ('13)(H 1989-93)
- Dixon Ward ('09).....(H 1988-92)
- 1996-97 Men's Hockey Team ('12)



Bill "Dutch" Leidholdt starred on both the UND football and hockey teams in 1932-33.



Dixon Ward, inducted in 2009, is the only player in the storied history of North Dakota hockey to amass 100 career goals and 100 career assists.

SUBWAY HOLIDAY CLASSIC



ST. LAWRENCE
Saints
at
NORTH DAKOTA

November 29-30, 2013
Ralph Engelstad Arena



YEAR-BY-YEAR RESULTS (Attendance in parentheses)

2002-03 (Champion: North Dakota)

Dec. 27: North Dakota 5, Brown 2 (11,413)
Dec. 27: Bemidji State 10, Manitoba 4 (2,500)
Dec. 28: Brown 6, Manitoba 3 (2,625)
Dec. 28: North Dakota 4, Bemidji State 3 (11,164)

All-Tournament Team: F Brandon Bochenski (UND), F Marty Goulet (BSU), F Andrew Murray (BSU), Andrew Kaminsky (MAN), Paul Esdale (Brown), D Dave Hale (UND), G Josh Siembida (UND)

Tournament MVP: F Brandon Bochenski (UND)

2003-04 (Champion: North Dakota)

Dec. 27: North Dakota 3, Findlay 1 (9,410)
Dec. 28: Wayne State 3, Brown 2 OT (9,110)
Dec. 28: Findlay 1, Brown 1 OT (9,354)
Dec. 28: North Dakota 8, Wayne State 2 (9,475)

All-Tournament Team: F Ryan Hale (UND), F Chris Porter (UND), F Brian Ihnacak (Brown), F John Grubb (WSU), D Matt Jones (UND), G Yann Danis (Brown), G Jon Horrell (Findlay)

Tournament MVP: F Ryan Hale (UND)

2004-05 (Non-conference series)

Dec. 17: North Dakota 5, Canisius 1 (9,791)
Dec. 18: North Dakota 4, Canisius 1 (10,125)

2005-06 (Non-conference series)

Dec. 29: Harvard 1, North Dakota 0 (10,748)
Dec. 30: North Dakota 3, Harvard 2 (10,598)

2006-07 (Non-conference series)

Dec. 15: Michigan Tech 3, North Dakota 1 (10,321)
Dec. 16: Michigan Tech 3, North Dakota 2 (11,671)

2007-08 (Non-conference series)

Dec. 28: North Dakota 3, New Hampshire 1 (11,721)
Dec. 29: New Hampshire 7, North Dakota 4 (11,735)

2008-09 (Non-conference series)

Nov. 28: North Dakota 7, Cornell 3 (11,363)
Nov. 29: Cornell 2, North Dakota 1 (11,450)

2009-10

Nov. 27: Bemidji State 3, Miami 1 (11,096)
Nov. 27: North Dakota 4, Ohio State 1 (11,251)
Nov. 28: Ohio State 2, Bemidji State 1 (ot) (11,241)
Nov. 28: North Dakota 5, Miami 5 (ot) (11,425)

All-Tournament Team: F Carter Camper (Miami), F Danny Kristo (UND),

F Brad Malone (UND), D Ben Blood (UND), D Brad Hunt (BSU), G Dan Bakala (BSU)

Tournament MVP: F Danny Kristo (UND)

2010-11 (Non-conference series)

Nov. 26: North Dakota 6, Notre Dame 3 (11,680)
Nov. 27: North Dakota 3, Notre Dame 3, (ot) (11,742)

2011-12 (Non-conference series)

Nov. 25: North Dakota 7, Colorado College 6 (11,375)
Nov. 26: North Dakota 4, Colorado College 3 (11,236)

2012-13 (Non-conference series)

Jan. 4: North Dakota 5, Holy Cross 2 (10,741)
Jan. 5: North Dakota 3, Holy Cross 2 (11,587)



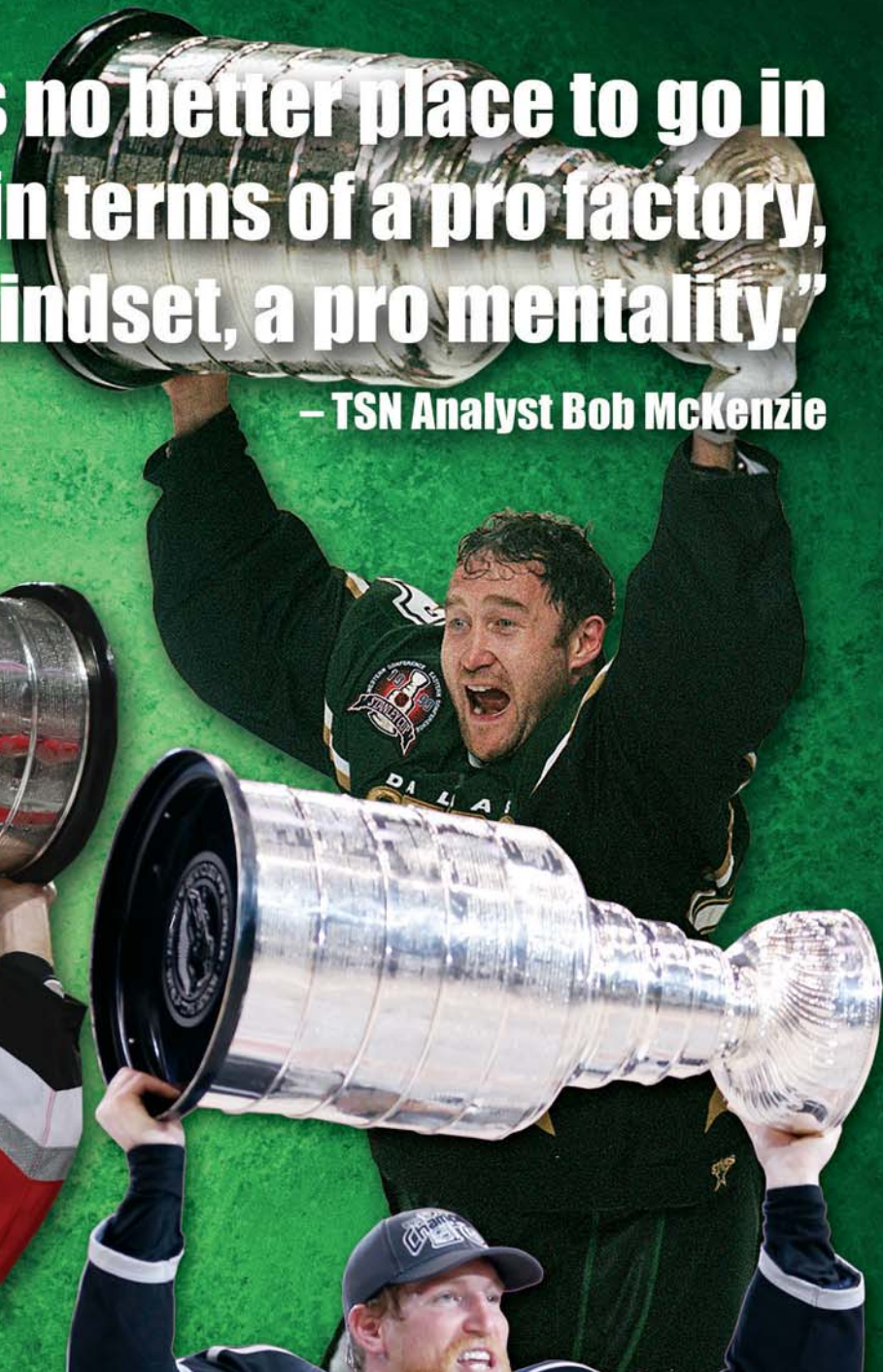
All-American Brandon Bochenski (left) was the most valuable player of the inaugural Subway Holiday Classic in 2002-03.



Freshman forward Danny Kristo (right) was named MVP of the 2009-10 Subway Holiday Classic.

“There’s no better place to go in college hockey in terms of a pro factory, a pro mindset, a pro mentality.”

– TSN Analyst Bob McKenzie



2013-14 SCHEDULE

Oct. 6	Manitoba (Exh)	7 p.m.
Oct. 11/12	Vermont	7:30/7 p.m.
Oct. 18/19	at Miami*	6/6 p.m.
Oct. 26	U.S. Under-18 Team (Exh) (North Dakota Strong).....	7 p.m.
Nov. 1/2	St. Cloud State*	7:30/7 p.m.
Nov. 9/10	at Nebraska Omaha*	7/5 p.m.
Nov. 15/16	Minnesota Duluth*	7:30/7 p.m.
Nov. 22/23	at Boston University	6/6:30 p.m.
Nov. 29/30	St. Lawrence (Subway Holiday Classic)	7:30/7 p.m.
Dec. 6/7	at Western Michigan*	6:30/6 p.m.
Dec. 13/14	Northern Michigan	7:30/7 p.m.
Jan. 3	vs. British Columbia at Great NW Showcase.....	TBD
Jan. 4	vs. Simon Fraser at Great NW Showcase	TBD
Jan. 10/11	Colorado College*	7:30/7 p.m.
Jan. 17	at Bemidji State	7:30 p.m.
Jan. 18	Bemidji State	7 p.m.
Jan. 24/25	at Denver*	8:30/8 p.m.
Feb. 7/8	Nebraska Omaha*	7:30/7 p.m.
Feb. 14/15	Miami*	7:30/7 p.m.
Feb. 21/22	at Minnesota Duluth*	7/7 p.m.
Feb. 28/Mar. 1	at St. Cloud State*	8/7 p.m.
Mar. 7/8	Western Michigan*	7:30/7 p.m.
Mar. 14-16	NCHC First Round (Campus Sites)	
Mar. 21-22	NCHC Tournament Target Center, Minneapolis, MN	
Mar. 28-30	NCAA Regionals, site TBA	
Apr. 10-12	NCAA Frozen Four, Philadelphia, PA	

* Conference games. Home games in **bold**. All times Central.

