



***RECORDS BOOK***  
***2013-14 MEN'S GOLF***



# PEPPERDINE HISTORY

## TABLE OF CONTENTS

Pepperdine History ..... 3-4  
 Year-by-Year History..... 4  
 1997 NCAA Champions..... 5  
 Awards & Honors..... 6-7  
 Team & Individual Records..... 8-9  
 Yearly Individual Leaders ..... 10  
 All-Time Roster.....11-12  
 Pepperdine in the Pros..... 13  
 Medalists ..... 14  
 NCAA & WCC Postseason Results ..... 15-22  
 All-Time Tournament Results..... 23-30

## QUICK FACTS

Location.....Malibu, Calif. 90263  
 Founded ..... 1937 (Malibu Campus 1972)  
 Enrollment .....8,000 (3,000 undergraduate)  
 Nickname.....Waves  
 Colors ..... Blue, Orange and White  
 Conference..... West Coast  
 President ..... Andrew K. Benton  
 Athletic Director ..... Dr. Steve Potts  
 Athletic Department phone..... (310) 506-4150  
 Ticket Office phone..... (866) WAVE-TIX

## MEN'S GOLF

Head Coach..... Michael Beard  
 experience .....2nd season  
 e-mail ..... michael.beard@pepperdine.edu  
 phone ..... (310) 506-4028

NCAA Championships ..... 1 (1997)  
 appearances ..... 8 (last in 2011)  
 regional appearances ..... 19 (last in 2011)  
 WCC Championships ..... 17 (last in 2010)

## ATHLETIC COMMUNICATIONS

Director/MGOLF contact.....Roger Horne  
 office phone .....(310) 506-4455  
 cell phone.....(805) 279-4551  
 e-mail ..... roger.horne@pepperdine.edu

Assistant..... Dena Meiste  
 office phone .....(310) 506-4160  
 e-mail ..... dena.meiste@pepperdine.edu

Assistant..... Ryan McCrary  
 office phone .....(310) 506-4333  
 e-mail ..... ryan.mccrary@pepperdine.edu

Assistant..... Jordan Holm  
 office phone .....(310) 506-4817  
 e-mail ..... jordan.holm@pepperdine.edu

Address .....24255 Pacific Coast Highway  
 .....Malibu, Calif. 90263  
 Fax.....(310) 506-4322  
 Website..... www.pepperdinesports.com  
 Facebook..... Pepperdine Men's Golf  
 ..... Pepperdine Athletics  
 Twitter..... @PeppMensGolf  
 .....@PepperdineWaves



Thanks to its victory at the 1997 NCAA Championships, Pepperdine will always be known on a national level for its standout men's golf program.

Closer to home, no West Coast Conference program has had more success than the Waves, who have captured 17 WCC titles between 1987 and 2010. Pepperdine has finished either first or second at the WCC Championships 21 times in the last 27 years.

Pepperdine is a regular participant in postseason play, having advanced to NCAA Regional Championships in 19 of the last 22 seasons. The Waves have made all eight of their team appearances at the NCAA Championships since 1993.

The Waves' individual accomplishments include two Byron Nelson Award winners (Jason Allred in 2002 and Michael Putnam in 2005), 14 GCAA All-American selections, 10 WCC Championships medalists, 10 GCAA All-American Scholars and a CoSIDA Academic All-American first teamer (Lars Herne in 1993).

Golf had its roots at Pepperdine's old Los Angeles campus. Although historical records are sparse, Pepperdine fielded its first-ever golf team in the late 1940s or early 1950s. Coaches in the '50s included Gordon MacEachron and Bob Morris. Wayne Wright, the University's former athletics director, served as the team's mentor from 1965-68.

When Pepperdine made its move to the Malibu campus in the early 1970s, the program was dropped. It was reinstated a decade later in 1981-82, and Dr. Bob Gilliam, a former professor at the University, served as the Waves' head coach for three seasons before Bob Yokoi assumed the duties in 1984-85.

At this time, the University began to make a serious financial commitment toward the program, providing funding for scholarships, first-rate instruction and consistent practice opportunities at a top-flight facility.

In 1987, Pepperdine achieved its first notable success, as the Waves upset several local collegiate powers and claimed the championship of the Southern California Invitational at Torrey Pines Country Club in San Diego. The Waves' Jim Johnson won the individual title. That particular tournament victory signaled the arrival of the program.

Pepperdine won its first-ever WCC golf title that same year, and Johnson earned a spot competing as an individual at the NCAA Championships — a first-time accomplishment for a Waves' player.

Kurt Schuette, a player at Pepperdine for two seasons in the mid-1980s, assumed the head coaching duties in the fall of 1988, marking the first time that the University had employed a full-time golf coach. Under Schuette's guidance, the program continued to make positive advances, including the 1989 WCC championship in his first season. At the 1993 NCAA West Regional in Provo, Utah, the Waves placed seventh overall, thus securing a first-ever team berth to the NCAA Championships.

Under the direction of first-year head coach Todd Andrews, Pepperdine finished fourth at the 1996 NCAA West Regional at the Stanford Golf Course, capturing its second NCAA Championships berth.

John Geiberger assumed the head coaching duties in the fall of 1996, inheriting a talent-laden team with extensive experience. Pepperdine used a late-season surge to advance to the 1997 NCAA West Regional, and a ninth-place finish there allowed the Waves to move on. After placing 30th and 24th at its first two NCAA Championships appearances, Pepperdine outperformed the nation's top teams at the Conway Farms Golf Club in Lake Forest, Ill., to claim its first-ever NCAA men's golf championship.

Jason Gore and Michael Walton finished third and fifth, respectively, in the final individual standings at the 1997 NCAA Championships, and were both All-American honorable mention selections by the GCAA.





# PEPPERDINE HISTORY continued

Pepperdine returned to the NCAA Championships four times in a seven-year span (2000, 2002, 2004 and 2006) and picked up the school's second and third top 10 finishes with an eighth-place result at the Scarlet Course in Columbus, Ohio in 2002 and a 10th-place finish at the The Cascades Golf Course in Hot Springs, Va., in 2004.

Though the Waves didn't qualify as a team in 2005, Michael Putnam went to Caves Valley Golf Club in Owings Mills, Md., as an individual. He tied for medalist honors, but lost in a three-hole playoff.

The Waves' seventh NCAA appearance came when they traveled to the Crosswater Course in Sunriver, Ore., for the 2006 NCAA Championships, where they tied for 22nd place. The 2011 squad earned its eighth trip to the NAAs and finished in 25th place at Karsten Creek Golf Club in Stillwater, Okla.

Michael Beard, a former All-American for the Waves, rejoined the program in December 2012, replacing Geiberger as head coach.

Several Waves have gone on to success on the PGA Tour, including Allred, Gore, Putnam and Jeff Gove.

## YEAR-BY-YEAR HISTORY

YEAR	HEAD COACH	WCC FINISH	NCAA REGIONAL FINISH	NCAA CHAMPIONSHIPS FINISH	TEAM SCORING AVERAGE	GOLFSTAT RANKING	GOLFWEEK/SAGARIN RANKING	GOLF WORLD RANKING
1981-82	Bob Gilliam	8th	—	—	—	—	—	—
1982-83	Bob Gilliam	8th	—	—	—	—	—	—
1983-84	Bob Gilliam	7th	—	—	—	—	—	—
1984-85	Bob Yokoi	5th	—	—	—	—	—	—
1985-86	Bob Yokoi	3rd	—	—	—	—	—	—
1986-87	Bob Yokoi	1st	—	—	—	—	—	—
1987-88	Bob Yokoi	2nd	—	—	304.2	—	—	—
1988-89	Kurt Schuette	1st	—	—	303.1	—	—	—
1989-90	Kurt Schuette	2nd	—	—	302.4	—	—	—
1990-91	Kurt Schuette	1st	—	—	303.4	—	—	—
1991-92	Kurt Schuette	1st	T-12th	—	295.7	—	—	—
1992-93	Kurt Schuette	4th	7th	30th	297.0	—	—	—
1993-94	Kurt Schuette	1st	12th	—	293.2	—	—	—
1994-95	Cody Barden	1st	T-10th	—	300.0	—	—	—
1995-96	Cody Barden/Todd Andrews	1st	4th	24th	297.2	—	—	—
1996-97	John Geiberger	1st	9th	1st	296.2	—	—	—
1997-98	John Geiberger	T-4th	—	—	299.3	—	—	—
1998-99	John Geiberger	1st	T-10th	—	294.5	—	#24	—
1999-00	John Geiberger	1st	9th	T-23rd	295.0	—	#44	—
2000-01	John Geiberger	1st	14th	—	293.5	#40	#33	—
2001-02	John Geiberger	1st	5th	8th	290.0	#12	#19	#18
2002-03	John Geiberger	1st	13th	—	289.7	#32	#26	#22
2003-04	John Geiberger	1st	9th	10th	290.9	#14	#25	—
2004-05	John Geiberger	1st	T-10th	—	290.5	#33	#26	—
2005-06	John Geiberger	5th	T-9th	T-22nd	293.5	#41	#43	—
2006-07	John Geiberger	1st	T-12th	—	293.6	#46	#40	—
2007-08	John Geiberger	T-2nd	T-9th	—	295.3	#38	#35	—
2008-09	John Geiberger	T-3rd	12th	—	294.2	#35	#46	—
2009-10	John Geiberger	1st	7th	—	291.9	#34	#33	—
2010-11	John Geiberger	2nd	T-4th	25th	293.0	#40	#36	—
2011-12	John Geiberger	7th	—	—	295.9	#89	#93	—
2012-13	Michael Beard	6th	—	—	296.0	—	—	—

(Results prior to 1981-82 are not available.)

# 1997 NCAA CHAMPIONS

Pepperdine posted a three-over-par score of 287 to hold off a furious final day charge by Wake Forest and claim its first-ever NCAA men's golf title on May 31, 1997, at the Conway Farms Golf Club in Lake Forest, Ill., near Chicago.

Heading into the final round, Pepperdine held a two-shot lead over tournament host Northwestern. The Waves withstood the pressure with a final-round 287. They watched their closest challengers fall off the pace and completed the four-day, 72-hole tournament with a team total of a 12-over-par 1,148 to beat runner-up Wake Forest by three shots.

Wake Forest began the day in 11th place, but the Demon Deacons carded a five-under-par score of 279 to zoom up the leaderboard and make things close.

Clemson posted an even-par score of 284 and finished in third place with a final total of 1,153, five shots behind Pepperdine.

The Waves, making their third-ever appearance at the NCAA Championships, were seeded 24th at the 30-team event.

Pepperdine competed at the tournament without the services of first-year head coach John Geiberger, who traveled with the team to Chicago but was confined to his hotel room after contracting the chicken pox. Kevin Marsh, a former player at Pepperdine from 1993-96, and Tim Wilhelm, a former Pepperdine Associate Athletic Director, assisted the team during the tournament.

"It was a really tough week to miss, but, to tell you the truth, I was pretty sick all week," said Geiberger from his hotel room after Pepperdine had secured the national championship. "But, I feel great now. I am chowing on a steak, and I have the national championship trophy here in my room ... so I must be okay."

The Waves departed for Chicago on May 24, and Geiberger indicated that he began feeling ill later that evening.

"At first, I thought I just had the flu, but by Monday I knew it was something worse," Geiberger said.

Geiberger did not attend the practice rounds on May 26 and 27, and was eventually confined to his room at the Deerfield Hyatt. In fact, Geiberger never laid eyes on the Conway Farms Golf Club until he watched the live final-round coverage on ESPN.


Pepperdine players inked Geiberger's initials and 425 — his hotel room number — on the back of their hats at the beginning of the tournament as a tribute to their ailing coach.

"There were so many good teams at the NCAA Championships, but, prior to the event, I was confident that we would play well," Geiberger said. "I just prepared the team as the year went along, and in February I started to get a great feeling about the team. We had two guns (Jason Gore and Michael Walton) as good as anyone in the country, and they proved that during the tournament."

Clemson junior Charles Warren beat Brad Elder of Texas on the first sudden-death playoff hole at the NCAA Championships to claim the individual title in the 100th anniversary year of the event. Warren dropped a short par putt to claim the crown after he and Elder had tied at five-under par 279 through 72 holes.

Pepperdine senior Jason Gore held a one-shot lead heading into the final hole, but suffered a double-bogey and had to settle for a third-place tie with Keith Nolan of East Tennessee State at four-under-par 280.

"It was the best double-bogey that I ever made," Gore said. "I heard that we had a six-stroke lead in the team standings, and there were 50 million thoughts running through my head so it was hard to play golf. It doesn't matter that I did not win the individual championship because I love all of these guys and the team trophy is what college golf is all about."



Pepperdine senior Michael Walton finished fifth in the final individual standings at three-under-par 281 after firing an impressive score of 68 in the final round.

"The whole week was magical," Walton said. "Coach got the chicken pox, and Kevin (Marsh) just happened to be here. The circumstances were nothing like what we expected, but we are all great players and we knew we had to play our best golf in order to win. This is the best feeling you could ever imagine."

Junior Andy Walker tied for 20th place at four-over-par 288, and indicated that the experience of competing at the NCAA Championships the previous year was a big advantage.

"We did not come here (to the NCAA Championships) to just experience playing again," Walker said. "There is so much you can get caught up in here, and that is what happened to us last year — we forgot to play golf. The main thing is we had fun and the whole experience has been amazing."

Adding to the story, Pepperdine had just barely advanced to the NCAA Championships. The Waves finished ninth at the NCAA West Regional, held May 15-17 at the Carleton Oaks Country Club in Santee, Calif., and edged Brigham Young by just one shot to secure the final berth.

## FINAL 1997 TEAM RESULTS

FINISH	SCHOOL	SCORES	TOTAL
1st	Pepperdine	287-288-286-287	1148 (+12)
2nd	Wake Forest	290-295-287-279	1151 (+15)
3rd	Clemson	291-287-291-284	1153 (+17)
4th	Ohio State	292-289-286-287	1154 (+18)
T5th	Arizona State	299-281-288-288	1156 (+20)
T5th	Oklahoma State	286-298-283-289	1156 (+20)
T7th	Northwestern	282-289-292-295	1158 (+22)
T7th	Texas Christian	290-292-289-287	1158 (+22)

## FINAL 1997 INDIVIDUAL RESULTS

FINISH	NAME / SCHOOL	SCORES	TOTAL
1st	Charles Warren, Clemson	71-68-73-67	*279 (-5)
2nd	Brad Elder, Texas	71-69-67-72	279 (-5)
T3rd	Jason Gore, Pepperdine	65-72-71-72	280 (-4)
T3rd	Keith Nolan, E. Tennessee St.	71-66-69-74	280 (-4)
5th	Michael Walton, Pepperdine	70-71-72-68	281 (-3)
T20th	Andy Walker, Pepperdine	77-69-70-72	288 (+4)
T63rd	Mark Madson, Pepperdine	75-76-73-75	299 (+15)
84th	Paul Meyer, Pepperdine	78-79-81-80	318 (+34)

\* Won playoff

# AWARDS & HONORS

## BYRON NELSON AWARD

- 2002 Jason Allred
- 2005 Michael Putnam

## GCAA (COACHES) ALL-AMERICANS

- 1994 Kevin Marsh (2nd)
- 1997 Jason Gore (HM)  
Michael Walton (HM)
- 2000 Michael Beard (HM)
- 2002 Jason Allred (2nd)  
Michael Beard (HM)
- 2003 Michael Putnam (HM)
- 2004 Michael Putnam (2nd)  
Brian O'Flaherty (HM)
- 2005 Michael Putnam (1st)
- 2006 Alex Coe (HM)
- 2008 Andrew Putnam (HM)
- 2009 Andrew Putnam (HM)
- 2011 Andrew Putnam (HM)
- 2012 Josh Anderson (HM)

## WCC PLAYER OF THE YEAR

- 2009 Andrew Putnam

## WCC FRESHMAN OF THE YEAR

- 2000 Brandon White
- 2001 Randy Creighton
- 2002 Brian O'Flaherty
- 2008 Andrew Putnam

## WCC MEDALISTS

- 1987 Jim Johnson
- 1989 Dean Kobane
- 1992 Steve Van Alstyne
- 1995 Kevin Marsh
- 1996 Michael Walton
- 1997 Andy Walker
- 1999 Kelly Craig
- 2001 Randy Creighton
- 2002 Michael Beard
- 2003 Michael Putnam

## WCC COACH OF THE YEAR

- 1993 Kurt Schuette
- 1995 Cody Barden
- 1997 John Geiberger
- 1999 John Geiberger (co)
- 2000 John Geiberger (co)
- 2002 John Geiberger (co)
- 2005 John Geiberger (co)

## ALL-WEST COAST CONFERENCE

- 1994 Todd Andrews (1st)  
Kevin Marsh (1st)  
Marc Mazur (1st)  
Carson Mooney (1st)  
Michael Walton (1st)
- 1995 Kevin Marsh (1st)  
Carson Mooney (1st)  
Michael Walton (1st)
- 1996 Jason Gore (1st)  
Kevin Marsh (1st)  
Carson Mooney (1st)  
Michael Walton (1st)
- 1997 Jason Gore (1st)  
Mark Madson (1st)  
Andy Walker (1st)  
Michael Walton (1st)
- 1998 Bobby Rodger (1st)  
Andy Walker (1st)  
Charles Whitely (1st)
- 1999 Jason Allred (1st)  
Michael Beard (1st)  
Kelly Craig (1st)  
Charles Whitely (1st)  
Alex Rodger (HM)
- 2000 Jason Allred (1st)  
Michael Beard (1st)  
Bobby Rodger (1st)  
Alex Rodger (HM)  
Brandon White (HM)
- 2001 Jason Allred (1st)  
Michael Beard (1st)  
Randy Creighton (1st)  
Alex Rodger (HM)  
Bobby Rodger (HM)
- 2002 Jason Allred (1st)  
Michael Beard (1st)  
Randy Creighton (1st)  
Brian O'Flaherty (1st)  
Randy Creighton (1st)
- 2003 Brian O'Flaherty (1st)  
Michael Putnam (1st)  
Chris Elliott (HM)
- 2004 Randy Creighton (1st)  
Michael Putnam (1st)  
Alex Coe (HM)
- 2005 Alex Coe (1st)  
Brian O'Flaherty (1st)  
Michael Putnam (1st)  
Colin Wilcox (1st)
- 2006 Alex Coe (1st)  
Michael Baird (HM)
- 2007 Eric Shriver (1st)  
Carl Smith (HM)
- 2008 Andrew Putnam (1st)  
Jesse Barnsley (HM)  
Carl Smith (HM)  
Andrew Widmar (HM)
- 2009 Josh Anderson (1st)  
Andrew Putnam (1st)  
Shane Mason (HM)
- 2010 Josh Anderson (1st)  
Andrew Putnam (1st)  
Carl Smith (1st)  
Shane Mason (HM)
- 2011 Josh Anderson (1st)  
Andrew Putnam (1st)  
Parker Page (HM)
- 2012 Josh Anderson (1st)
- 2013 Cody McManus (HM)

## 4x ALL-WCC FIRST TEAM

- Michael Walton (1994-97)
- Jason Allred (1999-02)
- Michael Beard (1999-02)
- Randy Creighton (2001-04)
- Andrew Putnam (2008-11)
- Josh Anderson (2009-12)

## 3x ALL-WCC FIRST TEAM

- Kevin Marsh (1994-96)
- Carson Mooney (1994-96)
- Brian O'Flaherty (2002-05)
- Michael Putnam (2003-05)

## WCC PLAYER OF THE MONTH

- 2002-03 Chris Elliott (Oct.)  
Brian O'Flaherty (Oct.)  
Michael Putnam (Feb.)  
Randy Creighton (Mar.)
- 2003-04 Michael Putnam (Oct.)  
Michael Putnam (Feb.)
- 2004-05 Michael Putnam (Sept.)  
Michael Putnam (Oct.)  
Michael Putnam (Feb.)  
Michael Putnam (Mar.)
- 2005-06 Alex Coe (Oct.)  
Alex Coe (Feb.)
- 2007-08 Jesse Barnsley (Sept.)  
Andrew Putnam (Oct.)
- 2008-09 Andrew Putnam (Oct.)  
Andrew Putnam (Feb.)  
Andrew Putnam (Mar.)
- 2009-10 Josh Anderson (Sept.)  
Josh Anderson (Mar.)
- 2010-11 Josh Anderson (Sept.)  
Andrew Putnam (Feb.)  
Josh Anderson (Mar.)

## CoSIDA ACADEMIC ALL-AMERICANS


- 1993 Lars Herne (1st)

## GCAA ALL-AMERICAN SCHOLARS

- 1993 Lars Herne
- 1999 Charles Whiteley
- 2001 Jason Allred
- 2002 Jason Allred
- 2004 Michael Putnam
- 2005 Alex Coe  
Michael Putnam
- 2006 Alex Coe
- 2010 Shane Mason  
Andrew Putnam
- 2011 Andrew Putnam

## WCC ALL-ACADEMIC

- 1992 Lars Herne
- 1993 Lars Herne
- 1996 Carson Mooney
- 1998 Charles Whiteley
- 1999 Jason Allred  
Charles Whiteley
- 2000 Jason Allred
- 2001 Jason Allred
- 2002 Jason Allred
- 2003 Michael Putnam
- 2004 Alex Coe  
Chris Elliott  
Michael Putnam
- 2005 Alex Coe  
Michael Putnam
- 2009 Shane Mason  
Andrew Putnam
- 2010 Shane Mason  
Andrew Putnam
- 2011 Andrew Putnam
- 2013 Kevin DeHuff



# BYRON NELSON AWARD

Two Pepperdine men's golfers — Jason Allred in 2002 and Michael Putnam in 2005 — have been recipients of the Byron Nelson Award, which is presented annually by The Golf Coaches Association of America.

The award is presented to a graduating senior. The selection committee considers equally a nominee's entire collegiate academic career, collegiate golf career and his character and integrity while in college. Particular consideration is given to a nominee's good citizenship, as portrayed by Mr. Byron Nelson over the course of his life and golf career.

Allred was a two-time Cleveland Golf All-America Scholar (2001 and 2002) and a three-time West Coast Conference All-Academic honoree. He earned PING All-American third team honors as a senior. He also led Pepperdine's Christian student-athlete group, "The Goal," and posted six top 10 finishes in 2002. Allred finished second at the 2002 WCC Championships, third at the TaylorMade Intercollegiate and claimed medalist honors at The Club Glove Intercollegiate.

"To think that someone has seen in me character and a passion for things I believe are important is encouraging and humbling," Allred said. "More than anything I'm excited and totally thankful that Mr. Nelson was directly involved. It was an honor to have the opportunity to meet him. It's a challenge in college to balance everything. I just try to do everything with as much joy and passion as I can. I believe that's what God has in store for me."

In addition to becoming a three-time All-American and a two-time Academic All-American, Putnam earned All-WCC honors four times, was named the conference's Golfer of the Year in 2003, selected WCC All-Academic on three occasions and was named All-Pacific Region three times.

Putnam put together the greatest season of any Pepperdine men's golfer in school history in 2005. He registered a school-record 70.58 stroke average in 45 rounds and produced 10 top 10 finishes, including tying for individual medalist honors at the Oregon Duck Invitational and the NCAA Championships. He finished as national runner-up following a three-hole playoff.

Two other Waves were finalists (in the final five) for the prestigious award: Alex Coe in 2006 and Andrew Putnam in 2011.



JASON ALLRED



JASON ALLRED & BYRON NELSON



MICHAEL PUTNAM

# TEAM RECORDS

## LOW 18

1.	-18	270	fall 2007 Turtle Bay Intercollegiate at Turtle Bay Resort GC (1st round)
2.	-13	275	spring 2005 WCC Championships at Saddle Creek GC (2nd round)
	-13	275	spring 2002 ASU Thunderbird Invitational at Karsten GC (2nd round)
	-13	275	spring 1992 WCC Championships at Torrey Pines GC (3rd round)
5.	-12	272	spring 2003 PING Arizona Intercollegiate at Arizona National GC (2nd round)
	-12	276	spring 2005 Taylor Made Intercollegiate at Waikola Village GC (1st round)
	-12	276	fall 2010 Husky Invitational at Washington National GC (2nd round)
8.	-11	277	spring 2002 ASU Thunderbird Invitational at Karsten GC (3rd round)
	-11	277	spring 2007 NCAA West Regional at Karsten GC (1st round)
	-11	277	fall 2007 Turtle Bay Intercollegiate at Turtle Bay Resort GC (3rd round)

## LOW 36

1.	-21	555	spring 2005 Taylor Made Intercollegiate at Waikoloa Village GC
2.	-20	556	fall 2007 Turtle Bay Intercollegiate at Turtle Bay Resort GC
3.	-19	557	spring 2003 ASU Thunderbird Invitational at Karsten GC
4.	-17	559	spring 2004 ASU Thunderbird Invitational at Karsten GC
	-17	559	spring 2005 WCC Championships at Saddle Creek GC
6.	-16	552	spring 2003 PING Arizona Intercollegiate at Arizona National GC
7.	-14	562	spring 2002 ASU Thunderbird Invitational at Karsten GC
	-14	562	spring 2007 NCAA West Regional at Karsten GC
9.	-10	566	fall 2000 The Prestige at Desert Willow GC
	-10	566	spring 2001 WCC Championships at Windsor GC
	-10	566	fall 2002 Sooner Invitational at Stonebriar CC
	-10	566	fall 2010 Husky Invitational at Washington National GC

## LOW 54

1.	-31	833	fall 2007 Turtle Bay Intercollegiate at Turtle Bay Resort GC (T-8th place)
2.	-29	835	spring 2003 ASU Thunderbird Invitational at Karsten GC (3rd place)
	-29	835	spring 2005 Taylor Made Intercollegiate at Waikoloa Village GC (14th place)
4.	-25	839	spring 2002 ASU Thunderbird Invitational at Karsten GC (3rd place)
5.	-23	841	spring 2007 NCAA West Regional at Karsten GC (T-12th place)
6.	-22	842	spring 2004 ASU Thunderbird Invitational at Karsten GC (5th place)
7.	-18	846	spring 2005 WCC Championships at Saddle Creek GC (1st place)
8.	-17	847	spring 2010 Husky Invitational at Washington National GC (1st place)
9.	-14	850	spring 2005 National Invitational Tournament at Tucson National GC (T-7th place)
10.	-13	851	spring 2006 NCAA West Regional at Tucson National GC (T-9th place)

## SINGLE-SEASON AVERAGES

1.	289.7	2002-03	(Coe, Creighton, Elliott, O'Flaherty, M. Putnam, White)
2.	290.0	2001-02	(Allred, Beard, Craig, Creighton, O'Flaherty, M. Putnam, White)
3.	290.5	2004-05	(Baird, Barnsley, Coe, O'Flaherty, M. Putnam, Wilcox, Wood)
4.	290.9	2003-04	(Coe, Creighton, Elliott, Nasser, O'Flaherty, M. Putnam)
5.	291.9	2009-10	(Anderson, Karle, Mason, A. Putnam, Smith, Widmar)
6.	293.0	2010-11	(Anderson, Karle, Mac Arthur, Page, A. Putnam, Widmar)
7.	293.2	1993-94	(Andrews, Marsh, Mazur, Meyer, Mooney, Walton)
8.	293.5	2000-01	(Allred, Beard, Creighton, A. Rodger, B. Rodger, White)
	293.5	2005-06	(Baird, Barnsley, Coe, Porzak, Wilcox, Wood)
10.	293.6	2006-07	(Barnsley, Mason, Shriver, Smith, Wilcox)







# INDIVIDUAL RECORDS

## CAREER LOW AVERAGES

1.	71.61	Michael Putnam (2002-05)	11,458 strokes in 160 rounds
2.	72.57	Andrew Putnam (2008-11)	10,668 strokes in 147 rounds
3.	72.66	Josh Anderson (2009-12)	11,045 strokes in 152 rounds
4.	72.72	Michael Beard (1999-02)	11,781 strokes in 162 rounds
5.	73.11	Jason Allred (1999-02)	11,405 strokes in 156 rounds
6.	73.59	Randy Creighton (2001-04)	11,554 strokes in 157 rounds
7.	73.64	Brian O'Flaherty (2002-05)	11,046 strokes in 150 rounds
8.	73.65	Michael Walton (1994-97)	10,900 strokes in 148 rounds
9.	73.78	Alex Coe (2003-06)	9,222 strokes in 125 rounds
10.	73.80	Jason Gore (1996-97)	5,461 strokes in 74 rounds

(minimum 50 rounds and two full seasons)

## SINGLE-SEASON LOW AVERAGES

1.	70.58	Michael Putnam (2004-05)	3,176 strokes in 45 rounds
2.	71.00	Michael Putnam (2003-04)	3,337 strokes in 47 rounds
3.	71.31	Josh Anderson (2011-12)	2,781 strokes in 39 rounds
4.	71.86	Michael Putnam (2002-03)	3,090 strokes in 43 rounds
5.	72.03	Andrew Putnam (2010-11)	2,809 strokes in 39 rounds
6.	72.07	Michael Beard (2001-02)	3,099 strokes in 43 rounds
7.	72.23	Alex Coe (2005-06)	2,817 strokes in 39 rounds
8.	72.33	Jason Allred (2001-02)	3,110 strokes in 43 rounds
9.	72.59	Kevin Marsh (1993-94)	2,468 strokes in 34 rounds
10.	72.59	Andrew Putnam (2009-10)	2,831 strokes in 39 rounds

## LOW 18

1.	-9	63	Andrew Putnam	fall 2007 Turtle Bay Intercollegiate (3rd round)
2.	-8	64	Alex Rodger	fall 2000 The Prestige at PGA West (2nd round)
	-8	64	Michael Putnam	spring 2003 NCAA West Regional (3rd round)
	-8	64	Randy Creighton	spring 2003 Morris Williams Intercollegiate (2nd round)
5.	-7	63	Jason Allred	spring 2000 Western Intercollegiate (2nd round)
	-7	64	Jim Johnson	fall 1987 Robertson Homes Invitational (2nd round)
	-7	65	Alex Rodger	fall 2000 Pepperdine Intercollegiate (1st round)
	-7	65	Michael Beard	spring 2000 NCAA West Regional (3rd round)
	-7	65	Jason Allred	spring 2001 ASU Thunderbird Invitational (2nd round)
	-7	65	Michael Beard	spring 2002 WCC Championships (1st round)
	-7	65	Michael Putnam	spring 2003 WCC Championships (2nd round)
	-7	65	Andrew Putnam	fall 2010 William H. Tucker Intercollegiate (2nd round)
12.	-6		many times	
			last: Josh Anderson, spring 2012 NCAA West Regional (3rd round)	

## LOW 36

1.	-11	129	Jason Allred	spring 2000 Western Intercollegiate
	-11	133	Jesse Barnsley	fall 2007 William H. Tucker Intercollegiate
3.	-10	134	Michael Beard	spring 2002 WCC Championships
	-10	134	Andrew Putnam	fall 2010 William H. Tucker Intercollegiate
5.	-9	133	Jim Johnson	fall 1987 Robertson Homes Invitational
	-9	133	Michael Beard	spring 1999 U.S. Intercollegiate
	-9	133	Michael Putnam	spring 2004 PING Arizona Intercollegiate
	-9	135	Michael Putnam	spring 2004 ASU Thunderbird Invitational
	-9	135	Michael Baird	spring 2005 Taylor Made Intercollegiate
10.	-8	136	Michael Walton	spring 1997 Taylor Made Intercollegiate
	-8	134	Michael Beard	fall 2000 Savane All-America Golf Classic
	-8	136	Michael Putnam	spring 2005 Oregon Duck Invitational
	-8	134	Jesse Barnsley	spring 2007 PING Arizona Intercollegiate
	-8	132	Josh Anderson	spring 2012 NCAA West Regional

## LOW 54

1.	-15	201	Andrew Putnam	fall 2007 Turtle Bay Intercollegiate (T-3rd place)
2.	-14	196	Josh Anderson	spring 2012 NCAA West Regional (1st place)
3.	-13	200	Michael Putnam	spring 2004 PING Arizona Intercollegiate (2nd place)
	-13	203	Michael Putnam	spring 2003 WCC Championships (1st place)
5.	-12	204	Michael Beard	spring 2000 NCAA West Regional (1st place)
	-12	204	Michael Putnam	spring 2005 Taylor Made Invitational (T-15th place)
	-12	204	Jesse Barnsley	fall 2007 William H. Tucker Intercollegiate (1st place)
8.	-11	199	Jason Allred	spring 2000 Western Intercollegiate (1st place)
	-11	202	Michael Beard	fall 2000 Savane All-America Golf Classic (2nd place)
	-11	205	Michael Putnam	spring 2005 National Inv. Tournament (T-2nd place)
	-11	205	Josh Anderson	spring 2012 Barona Collegiate Cup (T-2nd place)

## CAREER ROUNDS PLAYED

1.	162	Michael Beard (1999-02)
2.	160	Michael Putnam (2002-05)
3.	157	Randy Creighton (2001-04)
4.	156	Jason Allred (1999-02)
5.	152	Josh Anderson (2009-12)
6.	150	Brian O'Flaherty (2002-05)
7.	148	Michael Walton (1994-97)
8.	147	Andrew Putnam (2008-11)
9.	132	Kevin Marsh (1993-96)
10.	129	Colin Wilcox (2005-08)
	129	Carl Smith (2007-10)

## CAREER TOP 20 FINISHES

1.	36	Michael Putnam (2002-05)
	36	Andrew Putnam (2008-11)
3.	31	Michael Walton (1994-97)
	31	Michael Beard (1999-02)
	31	Josh Anderson (2009-12)
6.	25	Todd Andrews (1991-94)
	25	Jason Allred (1999-02)
8.	23	Kevin Marsh (1993-96)
9.	20	Randy Creighton (2001-04)
10.	19	Jason Gore (1996-97)
	19	Alex Coe (2003-06)

## CAREER TOP 10 FINISHES

1.	22	Michael Walton (1994-97)
	22	Michael Beard (1999-02)
	22	Michael Putnam (2002-05)
4.	21	Andrew Putnam (2008-11)
	21	Josh Anderson (2009-12)
6.	18	Todd Andrews (1991-94)
7.	17	Jason Allred (1999-02)
8.	14	Randy Creighton (2001-04)
9.	12	Jim Johnson (1987-88)
	12	Kevin Marsh (1993-96)
	12	Jason Gore (1996-97)

## CAREER VICTORIES

1.	4	Michael Putnam (2002-05)
	4	Jim Johnson (1987-88)
	4	Kevin Marsh (1993-96)
4.	3	Michael Beard (1999-02)
	3	Josh Anderson (2009-12)

## CAREER SUB-PAR ROUNDS

1.	68	Michael Putnam (2002-05)
2.	55	Michael Beard (1999-02)
3.	52	Andrew Putnam (2008-11)
4.	44	Josh Anderson (2009-12)
5.	35	Jason Allred (1999-02)
	35	Randy Creighton (2001-04)
7.	34	Alex Coe (2003-06)
8.	30	Michael Walton (1994-97)
9.	27	Brian O'Flaherty (2002-05)
10.	22	Kevin Marsh (1993-96)

# YEARLY INDIVIDUAL LEADERS

YEAR	TOP SCORER	TOP 20 FINISHES	TOP 10 FINISHES	SUB-PAR ROUNDS	FINAL GOLFWEEK/ SAGARIN RANKING
1983-84	(80.22) Kurt Schuette	—	—	—	—
1984-85	(78.54) Kurt Schuette	—	—	—	—
1985-86	(78.52) Kevin McLaughlin	—	—	—	—
1986-87	(74.00) Jim Johnson	(6) Jim Johnson	(6) Jim Johnson	—	—
1987-88	(75.17) Jim Johnson	(7) Jim Johnson	(6) Jim Johnson	—	—
1988-89	(75.25) Dean Kobane	(3) Dean Kobane	(3) Dean Kobane	—	—
1989-90	(74.70) John Geiberger	(4) John Geiberger	(3) John Geiberger	—	—
1990-91	(75.04) Todd Andrews	(4) Todd Andrews	(3) Todd Andrews	—	—
1991-92	(73.15) Todd Andrews	(8) Todd Andrews	(6) Todd Andrews	—	—
1992-93	(74.52) Lars Herne	(8) Jeff Gove	(4) Gove/Herne	—	—
1993-94	(72.59) Kevin Marsh	(10) Kevin Marsh	(6) Andrews/Marsh	(12) Kevin Marsh	—
1994-95	(73.67) Michael Walton	(8) Michael Walton	(6) Michael Walton	(8) Michael Walton	—
1995-96	(73.73) Michael Walton	(8) Michael Walton	(6) Michael Walton	(8) Michael Walton	—
1996-97	(73.21) Jason Gore	(13) Jason Gore	(8) Gore/Walton	(11) Gore/Walton	—
1997-98	(73.73) Andy Walker	(3) Andy Walker	(1) several	(5) Andy Walker	—
1998-99	(73.09) Michael Beard	(7) Michael Beard	(4) Allred/Beard	(10) Michael Beard	—
1999-00	(73.05) Michael Beard	(8) Michael Beard	(6) Michael Beard	(12) Michael Beard	(#82) Michael Beard
2000-01	(72.77) Michael Beard	(8) Michael Beard	(6) Michael Beard	(18) Michael Beard	(#72) Jason Allred
2001-02	(72.07) Michael Beard	(9) Jason Allred	(6) Michael Beard	(15) Allred/Beard	(#36) Michael Beard
2002-03	(71.86) Michael Putnam	(10) Michael Putnam	(3) Elliott/O'Flaherty/Putnam	(17) Michael Putnam	(#40) Michael Putnam
2003-04	(71.00) Michael Putnam	(12) Michael Putnam	(9) Michael Putnam	(24) Michael Putnam	(#20) Michael Putnam
2004-05	(70.58) Michael Putnam	(13) Michael Putnam	(10) Michael Putnam	(23) Michael Putnam	(#9) Michael Putnam
2005-06	(72.23) Alex Coe	(9) Alex Coe	(6) Alex Coe	(15) Alex Coe	(#40) Alex Coe
2006-07	(73.16) Eric Shriver	(5) Mason/Shriver	(3) Eric Shriver	(9) Barnsley/Shriver	(#132) Eric Shriver
2007-08	(73.07) Andrew Putnam	(8) Jesse Barnsley	(4) Andrew Putnam	(8) Eric Shriver*	(#27) Andrew Putnam
2008-09	(72.74) Andrew Putnam	(13) Andrew Putnam	(7) Andrew Putnam	(16) Andrew Putnam	(#51) Andrew Putnam
2009-10	(72.59) Andrew Putnam	(8) Andrew Putnam	(5) Andrew Putnam	(14) Andrew Putnam	(#71) Andrew Putnam
2010-11	(72.03) Andrew Putnam	(8) Anderson/A. Putnam	(6) Josh Anderson	(15) Andrew Putnam	(#35) Andrew Putnam
2011-12	(71.31) Josh Anderson	(11) Josh Anderson	(8) Josh Anderson	(17) Josh Anderson	(#44) Josh Anderson
2012-13	(73.96) Jeremy Sanders	(3) Jeremy Sanders	(2) Frederick Wedel	(4) Sanders/Wedel	—

\* statistics later vacated



JOSH ANDERSON



MICHAEL BEARD




JASON GORE



ANDREW PUTNAM

# ALL-TIME ROSTER

Name	Years	Hometown (Last School)	Career Rds/Avg
Adler, Andreas	2011, 12	Parkview, Hong Kong (Hills Intl College)	6 / 82.50
Allred, Jason	1999, 00, 01, 02	Ashland, Ore. (Ashland HS)	156 / 73.11
Anderson, Josh	2008, 09, 10, 11, 12	Murrieta, Calif. (Murrieta Valley HS)	152 / 72.66
Anderson, Tal	1986		—
Andrews, Todd	1991, 92, 93, 94	Solana Beach, Calif. (Torrey Pines HS)	128 / 74.09
Armendariz, Gabe	1988		7 / 82.57
Baird, Michael	2004, 05, 06	Castle Rock, Colo. (Douglas County HS)	72 / 74.50
Barnsley, Jesse	2005, 06, 07, 08	Albuquerque, N.M. (Albuquerque Academy)	117 / 74.29
Bayless, Regan	1986, 87, 88	Woodland Hills, Calif.	—
Beard, Michael	1999, 00, 01, 02	Palm Desert, Calif. (Palm Desert HS)	162 / 72.72
Brown, Mitchell	1998, 99, 00, 01	Woodland Hills, Calif. (Univ. of the Pacific)	12 / 79.50
Browne, Olin	2007, 08, 09, 10	Tequesta, Fla. (Benjamin School)	12 / 80.08
Capo, Chris	2011	Woodland Hills, Calif. (Crespi Carmelite HS)	6 / 76.83
Chapman, Rob	1989	Running Springs, Calif.	2 / 85.00
Coe, Alex	2003, 04, 05, 06	La Quinta, Calif. (Monte Vista HS)	125 / 73.78
Cook, Jason	2005	Windermere, Fla. (Lake Island Prep)	0 / 00.00
Craig, Kelly	1998, 99, 00, 01, 02	Orange, Calif. (Santa Margarita HS)	92 / 75.41
Creighton, Randy	2001, 02, 03, 04	Henderson, Nev. (Durango HS)	157 / 73.59
Danielson, Paul	1998, 99	Tucson, Ariz. (Monterey Peninsula CC)	6 / 77.67
Davison, Cameron	2013	Duncan, B.C., Canada (Duncan Christian HS)	6 / 77.50
DeHuff, Kevin	2012, 13	Coto de Caza, Calif. (Santa Margarita Catholic HS)	52 / 75.67
Diprima, Michael	2001, 02, 03, 04	Marietta, Ga. (Woodward Academy)	0 / 00.00
Eden, Kevin	1988, 89, 90	Granada Hills, Calif. (L.A. Baptist HS)	71 / 76.99
Elliott, Chris	2003, 04, 05, 06	Plano, Texas (Plano East HS)	77 / 75.00
Engel, Scott	1995	San Jose, Calif. (Leland HS)	0 / 00.00
Evans, Neil	2012	Phoenix, Ariz. (Scottsdale Christian Academy)	4 / 80.75
Farley, Jeff	1996, 97	Huntington Beach, Calif. (Huntington Beach HS)	0 / 00.00
Fern, David	2002, 03	Spokane, Wash. (Mead HS)	12 / 75.83
Findel, Ben	1990	La Canada, Calif. (La Canada HS)	0 / 00.00
Forss, Alex	2011, 12	Temecula, Calif. (Great Oak HS)	30 / 77.57
Fung, Derek	1989	Peak, Hong Kong	0 / 00.00
Gaskins, John	1984		—
Gavelstad, Christer	1991, 92	Hoor, Sweden (New Mexico JC)	41 / 77.71
Geiberger, John	1989, 90, 91	Santa Barbara, Calif. (College of the Desert)	76 / 75.87
Gore, Jason	1996, 97	Valencia, Calif. (College of the Canyons)	74 / 73.80
Gove, Jeff	1990, 91, 92, 93	Seattle, Wash. (Inglemoor HS)	120 / 75.83
Gyotoku, Tak	1989, 90	Corona del Mar, Calif. (Seikei HS)	6 / 77.67
Harwood, David	1990, 91, 92	Corona del Mar, Calif. (Saddleback CC)	21 / 79.86
Heirich, Fritz	1984		—
Herne, Lars	1992, 93	Kalmar, Sweden (Arizona State Univ.)	59 / 74.15
Howard, Reed	2006	Greenwich, Conn. (Heritage Academy)	0 / 00.00
Hunt, Randall	1998, 99, 00, 01	Paramount, Calif. (Valley Christian HS)	13 / 79.77
Hurlbut, Phil	1985, 86, 87	Calabasas, Calif.	—
Jackson, Pat	1986		—
Jacobson, Bob	1990	Pasadena, Calif.	24 / 75.00
Johnson, Jim	1987, 88		56 / 74.63
Karle, Austyn	2008, 09, 10, 11	Scottsdale, Ariz. (Notre Dame Prep)	77 / 76.08
Khanna, Arvind	1988		6 / 77.17
Knabe, Matt	1995, 96	Cerritos, Calif. (Cerritos HS)	9 / 81.11
Kobane, Dean	1988, 89	Livonia, Mich.	44 / 76.20
Kraft, Paul	1986		—
Lee, Gavin	1990, 91, 92	Santa Barbara, Calif. (Santa Barbara CC)	14 / 77.71
Luque, Skye	1995	Fairfield, Conn. (Fork Union Military Academy)	0 / 00.00
Mac Arthur, Johnny	2009, 10, 11, 12, 13	Newhall, Calif. (Hart HS)	102 / 74.63
Madson, Mark	1993, 94, 95, 96, 97	Kailua-Kona, Hawaii (Hawaii Prep. Academy)	85 / 77.16
Marsh, Kevin	1992, 93, 94, 95, 96	Goleta, Calif. (Dos Pueblos HS)	132 / 74.46
Mason, Shane	2007, 08, 09, 10	San Diego, Calif. (St. Augustine HS)	118 / 74.83
Massey, Scott	1984, 85		—
Mazario, Jorge	2007, 08, 09, 10	Madrid, Spain (Veritas HS)	13 / 77.00




# ALL-TIME ROSTER

Name	Years	Hometown (Last School)	Career Rds/Avg
Mazur, Marc	1993, 94	Hanover, Germany (Salem HS)	32 / 75.66
McLaughlin, Kevin	1986, 87		—
McManus, Cody	2013	Phoenix, Ariz. (Desert Vista HS)	24 / 75.71
Meyer, Paul	1993, 94, 95, 96, 97	Burnsville, Minn. (Burnsville HS)	96 / 77.24
Mitten, Fred	1988		6 / 78.67
Mooney, Carson	1992, 93, 94, 95, 96	Boise, Idaho (Boise HS)	122 / 74.72
Morris, Andrew	2013	Cape Town, South Africa (Rondebosch Boys HS)	6 / 78.67
Morris, Rob	1989	Edina, Minn.	0 / 00.00
Murphy, Mike	1988, 89, 90, 91	Westlake Village, Calif. (USC)	67 / 78.00
Mushkin, Mark	1985		—
Nasser, Jordan	2004	Anaheim Hills, Calif. (Servite HS)	10 / 75.40
O'Flaherty, Brian	2002, 03, 04, 05	Westlake Village, Calif. (Westlake HS)	150 / 73.64
Ohlmeyer, Todd	1994, 95, 96, 97	New Canaan, Conn. (New Canaan HS)	30 / 79.90
O'Neal, Sean	1993, 94	Rancho Santa Fe, Calif. (La Jolla Country Day HS)	6 / 80.33
Page, Parker	2011, 12, 13	Louisville, Ky. (Ballard HS)	84 / 75.05
Payne, Brad	1989, 90, 91	Greensboro, N.C. (Cabrillo HS)	91 / 75.86
Porzak, Adam	2006	Poway, Calif. (Poway HS)	21 / 75.00
Putnam, Andrew	2008, 09, 10, 11	University Place, Wash. (Life Christian Academy)	147 / 72.57
Putnam, Michael	2002, 03, 04, 05	Tacoma, Wash. (Life Christian Academy)	160 / 71.61
Roberts, Caston	2012, 13	Gilbert, Ariz. (Gilbert Christian HS)	32 / 77.25
Rodger, Alex	1998, 99, 00, 01	Redlands, Calif. (Redlands HS)	119 / 75.01
Rodger, Bobby	1998, 99, 00, 01	Redlands, Calif. (Redlands HS)	120 / 75.37
Romano, Pete	1985, 86, 87		—
Sanders, Jeremy	2013	Chatsworth, Calif. (Univ. of Redlands)	27 / 73.96
Savarino, Joe	1990, 91	Ann Arbor, Mich. (Pioneer HS)	3 / 80.00
Saxvik, Eric	1990	Burley, Idaho (Burley HS)	3 / 83.00
Schaeffer, Jim	1984, 85	Los Angeles, Calif.	—
Schuette, Kurt	1984, 85	Santa Barbara, Calif.	—
Shackelford, Geoff	1992, 93, 94	Pacific Palisades, Calif. (UC Santa Barbara)	25 / 78.36
Shriver, Eric	2007, 08	Cary, N.C. (Univ. of Arkansas)	72 / 74.32*
Smith, Byron	2000, 01	Rancho Mirage, Calif. (Rancho Mirage HS)	0 / 00.00
Smith, Carl	2006, 07, 08, 09, 10	Laguna Beach, Calif. (Santa Margarita HS)	129 / 74.94
Spokes, Will	1994	Saline, Mich. (Saline HS)	0 / 00.00
Sporrang, Lane	1985, 86, 87, 88		—
Stites, Brandon	2013	Fresno, Calif. (Bullard HS)	—
Taylor, Darren	1985, 86		—
Thomas, Nick	2013	Westlake Village, Calif. (California)	12 / 74.17
Trevisan, Roger	1989	Farmington Hills, Mich.	11 / 78.00
Tripp, Dustin	1995, 96	Missoula, Mont. (Big Sky HS)	3 / 83.67
Van Alstyne, Steve	1989, 90, 91, 92	Bakersfield, Calif. (Garces Memorial HS)	55 / 76.73
Vivolo, Chad	2007, 08, 09	Carmel, Calif. (Robert Louis Stevenson HS)	32 / 74.97
Wahlen, John	1989	Visalia, Calif.	2 / 80.50
Walker, Andy	1996, 97, 98	Phoenix, Ariz. (Scottsdale CC)	94 / 74.86
Walton, Michael	1994, 95, 96, 97	Palm Desert, Calif. (Palm Desert HS)	148 / 73.65
Wedel, Frederick	2013	The Woodlands, Texas (The Woodlands HS)	24 / 74.58
White, Brandon	1999, 00, 01, 02, 03	Greeley, Colo. (Greeley Central HS)	98 / 75.77
Whiteley, Charles	1997, 98, 99, 00	Long Beach, Calif. (Millikan HS)	70 / 76.09
Widmar, Andrew	2007, 08, 09, 10, 11	El Paso, Texas (Cathedral HS)	89 / 75.12
Wilcox, Colin	2005, 06, 07, 08	Camarillo, Calif. (Camarillo HS)	129 / 74.77
Williams, Mike	1984, 85		—
Wood, J.J.	2003, 04, 05, 06	Yuma, Ariz. (Yuma HS)	54 / 74.39
Yoshinaga, Hide	1995, 96, 97, 98	Tamuning, Guam (St. Joseph's HS)	3 / 83.33
Zambri, Mike	1988		12 / 77.42


(Note: All student-athletes who appear on rosters beginning with the 1983-84 season are listed here.)  
 (\* = statistics from 2007-08 season were later vacated)



BRIAN O'FLAHERTY



ANDY WALKER



MICHAEL WALTON

# PEPPERDINE IN THE PROS

## PGA TOUR CARDS

Jason Allred — 2005, 2008  
 Jason Gore — 2001, 2003, 2006, 2007, 2008, 2009  
 Jeff Gove — 2000, 2002, 2006, 2007, 2008, 2010, 2013  
 Michael Putnam — 2007, 2011

## NATIONWIDE/WEB.COM TOUR CARDS

Jason Allred — 2006, 2007, 2012, 2013  
 Michael Beard — 2004  
 Alex Coe — 2012  
 Jason Gore — 1998, 1999, 2000, 2002, 2004, 2005, 2010, 2011, 2012, 2013  
 Jeff Gove — 1994, 1995, 1996, 1997, 1998, 1999, 2001, 2003, 2004, 2005, 2009, 2011, 2012  
 Andrew Putnam — 2013  
 Michael Putnam — 2006, 2008, 2009, 2010, 2012, 2013  
 Michael Walton — 1998

## APPEARANCES IN MAJORS

British Open            Jason Allred (2005)  
                               Michael Putnam (2007)


The Masters            \*Kevin Marsh (2006)

PGA Championship    Jason Gore (2006)

U.S. Open                Jason Allred (2006, 2010)  
                               Alex Coe (2006)  
                               Jason Gore (1998, 2005, 2008, 2010)  
                               Jeff Gove (2004)  
                               \*Andrew Putnam (2010)  
                               Michael Putnam (2005, 2007, 2011)

\* played in the event as an amateur

(Thank you to the PGA Tour and Getty Images for photographs.)



MICHAEL PUTNAM



JASON ALLRED



JASON GORE



JEFF GOVE

# TOURNAMENT MEDALISTS

## INDIVIDUAL

<b>1988-89</b>	Mike Murphy Dean Kobane	San Diego Invitational WCC Championships	72-75 — 147 74-68-73 — 215 (-1)
<b>1991-92</b>	Lars Herne Lars Herne** Steve Van Alstyne	Stanford Invitational San Diego Invitational WCC Championships	69-69-72 — 210 (-3) 75-73-71 — 219 (+6) 71-72-67 — 210 (-6)
<b>1993-94</b>	Kevin Marsh Kevin Marsh Carson Mooney	Stanford Shootout San Diego State Invitational BYU Cougar Classic	72-69-66 — 207 (-6) 69-70-74 — 213 (-3) 69-71-72 — 212 (-4)
<b>1994-95</b>	Kevin Marsh Michael Walton Kevin Marsh	Robertson Homes Invitational USC Southwestern Invitational WCC Championships	69-71-69 — 209 (-4) 73-74-69 — 216 (+3) 72-74-74 — 220 (+4)
<b>1995-96</b>	Michael Walton	WCC Championships	72-70 — 142 (-2)
<b>1996-97</b>	Jason Gore Andy Walker	USC Southwestern Invitational WCC Championships	67-71-69 — 207 (-6) 74-74-70 — 218 (+2)
<b>1998-99</b>	Kelly Craig Michael Beard	WCC Championships Stanford U.S. Intercollegiate	73-70-68 — 211 (-5) 67-66-73 — 206 (-7)
<b>1999-00</b>	Jason Allred Michael Beard	Western Intercollegiate NCAA West Regional	66-63-70 — 199 (-11) 71-68-65 — 204 (-12)
<b>2000-01</b>	Randy Creighton	WCC Championships	70-68-75 — 213 (-3)
<b>2001-02</b>	Jason Allred Michael Beard	The Club Glove Intercollegiate WCC Championships	74-67-75 — 216 (E) 65-69-72 — 206 (-10)
<b>2002-03</b>	Michael Putnam	WCC Championships	72-65-66 — 203 (-13)
<b>2003-04</b>	Michael Putnam** Alex Coe	The Club Glove Intercollegiate General Jim Hackler Invitational	67-73-75 — 215 (-1) 74-68-71 — 213 (-3)
<b>2004-05</b>	Michael Putnam*	Oregon Duck Invitational	70-66-72 — 208 (-8)
<b>2005-06</b>	Alex Coe	General Jim Hackler Invitational	70-71-69 — 210 (-6)
<b>2007-08</b>	Jesse Barnsley	William H. Tucker Intercollegiate	66-67-71 — 204 (-12)
<b>2009-10</b>	Josh Anderson*	General Jim Hackler Invitational	71-72-72 — 215 (-1)
<b>2010-11</b>	Josh Anderson Andrew Putnam* Andrew Putnam	Husky Invitational William H. Tucker Intercollegiate Arizona Intercollegiate	70-68-68 — 206 (-10) 69-65-78 — 212 (-4) 65-71-70 — 206 (-7)
<b>2011-12</b>	Parker Page* Josh Anderson	Folino Invitational NCAA West Regional	72-71-72 — 215 (-1) 67-65-64 — 196 (-14)

(since the 1988-89 season)

\*\* won in a playoff

\* co-medalist

Co-medalists who lost in a playoff:

<b>2000-01</b>	Michael Beard	The Prestige	69-71-70 — 210 (-6)
<b>2004-05</b>	Michael Putnam	NCAA Championships	67-67-73-69 — 276 (-4)



RANDY CREIGHTON



PARKER PAGE

# NCAA CHAMPIONSHIPS

## 1987 NCAA CHAMPIONSHIPS Scarlet Golf Course • Columbus, Ohio June 10-13 • Par 72

### INDIVIDUAL

1st	Brian Watts, Oklahoma State	280 (-8)
—	Jim Johnson	80-74-73 — 227 (+11) . . . . . t139 / t91 / t57

## 1992 NCAA CHAMPIONSHIPS Championship Golf Course • Albuquerque, N.M. June 3-6 • Par 72

### INDIVIDUAL

1st	Phil Mickelson, Arizona State	271 (-17)
—	Todd Andrews	73-72 — 145 (+1) . . . . . t53 / t34

## 1993 NCAA CHAMPIONSHIPS The Champions Golf Club • Lexington, Ky. June 2-5 • Par 72 • 30 Teams

### TEAM

1st	Florida	291-277-294-283 — 1,145 (+7)
30th	Pepperdine	317-304 — 621 (+45) . . . . . 30 / 30

### INDIVIDUAL

1st	Todd Demsey, Arizona State	278 (-10)
—	Lars Herne	80-73 — 153 (+9) . . . . . t135 / t103
—	Jeff Gove	81-73 — 154 (+10) . . . . . t143 / t114
—	Todd Andrews	78-80 — 158 (+14) . . . . . t115 / t136
—	Kevin Marsh	81-78 — 159 (+15) . . . . . t143 / t139
—	Carson Mooney	78-82 — 160 (+16) . . . . . t115 / 146

## 1994 NCAA CHAMPIONSHIPS Stonebridge Country Club • McKinney, Texas June 1-4 • Par 72

### INDIVIDUAL

1st	Justin Leonard, Texas	71-68-63-69 — 271 (-17)
—	Todd Andrews	81-71 — 152 (+8) . . . . . t150 / t122

## 1996 NCAA CHAMPIONSHIPS The Honors Course • Chattanooga, Tenn. May 29-June 1 • Par 72 • 30 Teams

### TEAM

1st	Arizona State	286-300-295-305 — 1,186 (+34)
24th	Pepperdine	308-310 — 618 (+42) . . . . . t23 / 24

### INDIVIDUAL

1st	Tiger Woods, Stanford	285 (-3)
—	Kevin Marsh	75-77 — 152 (+8) . . . . . t44 / t47
—	Michael Walton	76-76 — 152 (+8) . . . . . t58 / t47
—	Jason Gore	76-78 — 154 (+10) . . . . . t58 / t70
—	Andy Walker	81-79 — 160 (+16) . . . . . t125 / t122
—	Carson Mooney	81-81 — 162 (+18) . . . . . t125 / t131

## 1997 NCAA CHAMPIONSHIPS Conway Farms • Lake Forest, Ill. May 28-May 31 • Par 71 • 30 Teams

### TEAM

1st	Pepperdine	287-288-286-287 — 1,148 (+12) . . . . . 6 / t3 / 1 / 1
2nd	Wake Forest	290-295-287-279 — 1,151 (+15)

### INDIVIDUAL

1st	Charles Warren, Clemson	279 (-5)
T-3rd	Jason Gore	65-72-71-72 — 280 (-4) . . . . . 1 / t1 / 3 / t3
5th	Michael Walton	70-71-72-68 — 281 (-3) . . . . . t14 / t10 / t8 / 5
T-20th	Andy Walker	77-69-70-72 — 288 (+4) . . . . . t121 / t43 / t19 / t20
T-63rd	Mark Madson	75-76-73-75 — 299 (+15) . . . . . t82 / t99 / t61 / t63
84th	Paul Meyer	78-79-81-80 — 318 (+34) . . . . . t131 / t143 / 84 / 84

## 2000 NCAA CHAMPIONSHIPS RT Jones Grand National Lake Course • Opelika, Ala. May 31-June 3 • Par 72 • 30 Teams

### TEAM

1st	Oklahoma State	281-276-275-284 — 1,116 (-36)
T-23rd	Pepperdine	295-294 — 588 (+12) . . . . . t23 / t23

### INDIVIDUAL

1st	Charles Howell, Oklahoma State	265 (-23)
—	Michael Beard	75-70 — 145 (+1) . . . . . t96 / t47
—	Alex Rodger	74-72 — 146 (+2) . . . . . t75 / t62
—	Jason Allred	72-76 — 148 (+4) . . . . . t40 / t86
—	Bobby Rodger	74-75 — 149 (+5) . . . . . t75 / t101
—	Brandon White	79-77 — 156 (+12) . . . . . t141 / t148



## 2002 NCAA CHAMPIONSHIPS Scarlet Golf Course • Columbus, Ohio May 29-June 1 • Par 71 • 30 Teams

### TEAM

1st	Minnesota	284-289-283-278 — 1,134 (-2)
8th	Pepperdine	284-288-286-288 — 1,146 (+10) . . . . . t11 / t13 / t6 / 8

### INDIVIDUAL

1st	Troy Matteson, Georgia Tech	276 (-8)
T-8th	Michael Beard	71-72-67-71 — 281 (-3) . . . . . t38 / t43 / t9 / t8
T-33rd	Michael Putnam	69-72-72-73 — 286 (+2) . . . . . t8 / t23 / t24 / t33
T-63rd	Jason Allred	74-73-73-71 — 291 (+7) . . . . . t107 / t106 / t88 / t63
T-74th	Brian O'Flaherty	70-71-78-73 — 292 (+8) . . . . . t20 / t23 / t77 / t74
T-142nd	Randy Creighton	81-73-74-75 — 303 (+19) . t152 / 150 / t146 / t142

## 2003 NCAA CHAMPIONSHIPS Karsten Creek Golf Course • Stillwater, Okla. May 27-30 • Par 72

### INDIVIDUAL

1st	Alejandro Canizares, Arizona State	287 (-1)
T-12th	Michael Putnam	78-75-71-72 — 296 (+8) . . . . . t72 / t38 / t23 / t12

## 2004 NCAA CHAMPIONSHIPS The Cascades Golf Course • Hot Springs, Va. June 1-4 • Par 70 • 30 Teams

### TEAM

1st	California	279-289-287-279 — 1,134 (+14)
10th	Pepperdine	295-276-289-300 — 1,160 (+40) . . . . . 27 / t4 / 7 / 10

### INDIVIDUAL

1st	Ryan Moore, UNLV	267 (-13)
4th	Michael Putnam	74-65-67-70 — 276 (-4) . . . . . t88 / t10 / 6 / 4
T-36th	Brian O'Flaherty	73-69-71-78 — 291 (+11) . . . . . t65 / t23 / t21 / t36
T-52nd	Randy Creighton	74-72-75-75 — 296 (+16) . . . . . t88 / t59 / t55 / t52
T-56th	Chris Elliott	74-70-76-77 — 297 (+17) . . . . . t88 / t43 / t50 / t56
80th	Alex Coe	78-82-76-78 — 314 (+34) . . . . . t141 / 154 / 80 / 79

## 2005 NCAA CHAMPIONSHIPS Caves Valley Golf Club • Owings Mills, Md. June 1-4 • Par 70

### INDIVIDUAL

1st	James Lepp, Washington	276 (-4)
2nd*	Michael Putnam	67-67-73-69 — 276 (-4) . . . . . t4 / 1 / 1 / t1

\* lost in three-hole playoff



# NCAA CHAMPIONSHIPS

2006 NCAA CHAMPIONSHIPS  
Sunriver Resort/Crosswater Course • Sunriver, Ore.  
May 31-June 3 • Par 72 • 30 Teams

TEAM	
1st	Oklahoma State..... 281-291-288-283 — 1,143 (-9)
T-22nd	Pepperdine ..... 296-294-296 — 886 (+22)..... t23 / t25 / t22

INDIVIDUAL	
1st	Jonathan Moore, Oklahoma State .....276 (-12)
—	Alex Coe ..... 74-75-71 — 220 (+4)..... t83 / t106 / t63
—	J.J. Wood..... 72-73-76 — 221 (+5)..... t51 / t42 / t74
—	Colin Wilcox..... 75-72-75 — 222 (+6)..... t99 / t80 / t82
—	Jesse Barnsley ..... 78-74-74 — 226 (+10)..... t143 / t131 / t117
—	Michael Baird..... 75-77-78 — 230 (+14)..... t99 / t131 / t132

2008 NCAA CHAMPIONSHIPS  
Boilermaker Golf Complex/Kampen Course • West Lafayette, Ind.  
May 28-31 • Par 72

INDIVIDUAL	
1st	Kevin Chappell, UCLA.....286 (-2)
—	Eric Shriver*..... 80-76-82 — 238 (+22)..... t100 / t96 / t125

\* = appearance was later vacated

2011 NCAA CHAMPIONSHIPS  
Karsten Creek Golf Course • Stillwater, Okla.  
May 31-June 5 • Par 72 • 30 Teams

TEAM	
1st	Augusta State.....match play
25th	Pepperdine ..... 309-310-300 — 919 (+55)..... 28 / 29 / 25

INDIVIDUAL	
1st	John Peterson, LSU .....211 (-5)
T-38th	Andrew Putnam ..... 77-75-71 — 223 (+7)..... t90 / t78 / t38
T-94th	Andrew Widmar ..... 80-75-75 — 230 (+14)..... t128 / t105 / t94
T-106th	Josh Anderson..... 74-80-78 — 232 (+16)..... t47 / t93 / t106
T-119th	Parker Page..... 78-81-76 — 235 (+19)..... t108 / t130 / t119
T-148th	Johnny Mac Arthur ..... 81-80-87 — 248 (+32)..... t134 / t139 / t148

2012 NCAA CHAMPIONSHIPS  
Riviera Country Club • Pacific Palisades, Calif.  
May 29-31 • Par 71

INDIVIDUAL	
1st	Thomas Pieters, Illinois .....208 (-5)
T-37th	Josh Anderson..... 72-76-70 — 218 (+5)..... t27 / t59 / t37

## NCAA CHAMPIONSHIPS RECORDS — TEAM

### LOW 18

-4	276	2004	Cascades GC	2nd round
E	284	2002	Scarlet GC	1st round
+2	286	2002	Scarlet GC	3rd round
+3	287	1997	Conway Farms GC	1st round
+3	287	1997	Conway Farms GC	4th round

## NCAA CHAMPIONSHIPS RECORDS — INDIVIDUAL

### LOW 18

-6	65	Jason Gore	1997	Conway Farms GC	1st round
-5	65	Michael Putnam	2004	Cascades GC	2nd round
-4	67	Michael Beard	2002	Scarlet GC	3rd round
-3	68	Michael Walton	1997	Conway Farms GC	4th round
-3	67	Michael Putnam	2004	Cascades GC	3rd round
-3	67	Michael Putnam	2005	Caves Valley GC	1st round
-3	67	Michael Putnam	2005	Caves Valley GC	2nd round

### LOW 54


+4	220	Alex Coe	2006	Crosswater GC	cut
+5	218	Josh Anderson	2012	Riviera CC	T-37th
+7	223	Andrew Putnam	2011	Karsten Creek GC	T-38th

### LOW 72

-4	280	Jason Gore	1997	Conway Farms GC	T-3rd
-4	276	Michael Putnam	2004	Cascades GC	4th
-4	276	Michael Putnam	2005	Caves Valley GC	2nd
-3	281	Michael Walton	1997	Conway Farms GC	5th
-3	281	Michael Beard	2002	Scarlet GC	T-8th

**TOP 10 FINISHES:** 5 total  
Best: Michael Putnam, 2nd, 2005  
Last: Michael Putnam, 2nd, 2005

**TOP 20 FINISHES:** 7 total  
Last: Michael Putnam, 2nd, 2005



2011 NCAA TOURNAMENT TEAM



# NCAA REGIONALS

## 1992 NCAA WEST REGIONAL Tucson National Golf Club • Tucson, Ariz. May 21-23 • Par 72 • 18 Teams (9 advance)

TEAM	
1st	Arizona .....282-277-279 — 838 (-26)
T-12th	Pepperdine.....288-289-296 — 873 (+9) .....6 / 9 / t12
INDIVIDUAL	
1st	Harry Rudolph, Arizona.....201 (-15)
T-6th	Todd Andrews .....71-68-71 — 210 (-6) .....t17 / t8 / t6
T-53rd	Lars Herne .....70-75-76 — 221 (+5) .....t10 / t34 / t53
T-53rd	Steve Van Alstyne .....71-73-77 — 221 (+5) .....t17 / t29 / t53
T-69th	Jeff Gove.....76-73-75 — 224 (+8) .....t68 / t60 / t69
T-82nd	Christer Gavelstad .....79-75-74 — 228 (+12) .....t86 / t85 / t82

## 1993 NCAA WEST REGIONAL Riverside Country Club • Provo, Utah May 19-21 • Par 72 • 18 Teams (9 advance)

TEAM	
1st	Arizona .....283-281-295 — 859 (-5)
7th	Pepperdine.....291-288-300 — 879 (+15) .....t5 / 4 / 7
INDIVIDUAL	
1st	Manny Zerman, Arizona.....211 (-5)
T-2nd	Jeff Gove.....72-69-73 — 214 (-2) .....t19 / 5 / t2
9th	Lars Herne .....71-73-73 — 217 (+1) .....t11 / t13 / 9
T-24th	Todd Andrews .....73-72-74 — 219 (+3) .....t26 / t24 / t24
T-73rd	Carson Mooney.....75-75-80 — 230 (+14) .....t54 / t59 / t73
T-81st	Kevin Marsh .....77-74-80 — 231 (+15) .....t73 / t64 / t81

## 1994 NCAA WEST REGIONAL Tucson National Golf Club • Tucson, Ariz. May 19-21 • Par 72 • 18 Teams (9 advance)

TEAM	
1st	UNLV .....279-290-280 — 849 (-15)
12th	Pepperdine.....294-294-292 — 880 (+16) .....t12 / t13 / 12
INDIVIDUAL	
1st	Edward Fryatt, UNLV .....207 (-9)
T-4th	Todd Andrews .....69-74-69 — 212 (-4) .....t8 / t16 / t4
T-19th	Michael Walton.....74-72-71 — 217 (+1) .....t44 / t31 / t19
T-39th	Kevin Marsh .....73-73-75 — 221 (+5) .....t32 / t31 / t39
T-77th	Carson Mooney.....78-75-78 — 231 (+15) .....t82 / t72 / t77
T-88th	Marc Mazur .....78-81-77 — 236 (+20) .....t82 / 88 / t88

## 1995 NCAA WEST REGIONAL The Championship Course • Albuquerque, N.M. May 18-20 • Par 72 • 18 Teams (9 advance)

TEAM	
1st	Arizona State .....283-283-278 — 844 (-20)
T-10th	Pepperdine.....294-295-297 — 886 (+22) .....10 / 11 / t10
INDIVIDUAL	
1st	Mike Sauer, New Mexico .....208 (-8)
T-22nd	Michael Walton.....77-69-72 — 218 (+2) .....t70 / t29 / t22
T-36th	Carson Mooney.....73-75-73 — 221 (+5) .....t34 / t44 / t36
T-41st	Kevin Marsh .....69-74-79 — 222 (+6) .....t3 / t12 / t41
T-72nd	Mark Madson .....75-78-76 — 229 (+13) .....t51 / t68 / t72
T-82nd	Paul Meyer.....79-77-76 — 232 (+16) .....t84 / t83 / t82

## 1996 NCAA WEST REGIONAL Stanford Golf Course • Palo Alto, Calif. May 16-18 • Par 71 • 18 Teams (9 advance)

TEAM	
1st	Stanford .....286-292-288 — 866 (+14)
4th	Pepperdine.....286-291-296 — 873 (+21) .....t1 / 1 / 4
INDIVIDUAL	
1st	Tiger Woods, Stanford .....205 (-8)
T-7th	Jason Gore .....70-73-73 — 216 (+3) .....t3 / t7 / t7
T-7th	Kevin Marsh .....73-71-72 — 216 (+3) .....t20 / t11 / t7
T-14th	Michael Walton.....71-72-75 — 218 (+5) .....t8 / t7 / t14
T-43rd	Andy Walker .....73-75-72 — 224 (+11) .....t20 / t32 / t43
T-55th	Carson Mooney.....72-77-77 — 226 (+13) .....t13 / t37 / t55

## 1997 NCAA WEST REGIONAL Carlton Oaks Country Club • Santee, Calif. May 15-17 • Par 72 • 18 Teams (9 advance)

TEAM	
1st	UNLV .....289-280-278 — 847 (-17)
9th	Pepperdine.....293-285-294 — 872 (+8) .....t12 / 7 / 9
INDIVIDUAL	
1st	Arron Oberholser, San Jose State .....207 (-9)
T-14th	Jason Gore .....77-68-69 — 214 (-2) .....t73 / t28 / t14
T-22nd	Michael Walton.....72-71-74 — 217 (+1) .....t31 / t11 / t22
T-32nd	Andy Walker.....73-75-71 — 219 (+3) .....t43 / t48 / t32
T-58th	Mark Madson .....71-73-80 — 224 (+8) .....t16 / t18 / t58
87th	Paul Meyer.....77-73-81 — 231 (+15) .....t73 / t64 / 87

## 1999 NCAA WEST REGIONAL Tucson National Golf Club • Tucson, Ariz. May 20-22 • Par 72 • 18 Teams (9 advance)

TEAM	
1st	Arizona State .....283-288-283 — 854 (-10)
T-10th	Pepperdine.....298-296-299 — 893 (+29) .....11 / 9 / t10
INDIVIDUAL	
1st	Jeff Quinney, Arizona State.....209 (-7)
T-36th	Jason Allred .....72-75-76 — 223 (+7) .....t14 / t20 / t36
T-48th	Bobby Rodger .....79-72-74 — 225 (+9) .....t79 / t53 / t48
T-54th	Alex Rodger .....73-75-76 — 226 (+10) .....t19 / t32 / t54
T-63rd	Michael Beard .....74-81-72 — 227 (+11) .....t33 / t75 / t63
83rd	Charles Whiteley.....83-74-77 — 234 (+18) .....t92 / 84 / 83

## 2000 NCAA WEST REGIONAL Riverbend Golf Club • Fresno, Calif. May 18-20 • Par 72 • 27 Teams (10 advance)

TEAM	
1st	Arizona .....280-278-281 — 839 (-25)
9th	Pepperdine.....297-286-281 — 864 (E) .....t18 / 16 / 9
INDIVIDUAL	
1st	Michael Beard .....71-68-65 — 204 (-12) .....t24 / t10 / 1
T-79th	Alex Rodger .....75-76-71 — 222 (+6) .....t78 / t99 / t79
T-95th	Jason Allred .....85-70-70 — 225 (+9) .....t135 / t118 / t95
T-95th	Bobby Rodger .....78-72-75 — 225 (+9) .....t108 / t93 / t95
T-95th	Brandon White .....73-76-76 — 225 (+9) .....t49 / t81 / t95



**MICHAEL BEARD**  
2000 NCAA WEST REGIONAL CHAMPION

# NCAA REGIONALS

## 2001 NCAA WEST REGIONAL Trysting Tree Golf Club • Corvallis, Ore. May 17-19 • Par 72 • 27 Teams (10 advance)

TEAM	
1st	Arizona State .....283-277-292 — 852 (-12)
14th	Pepperdine.....293-299-298 — 890 (+26) ..... 10 / t10 / 14
INDIVIDUAL	
T-1st	Kyle Thompson, South Carolina .....208 (-8)
T-1st	Matt Jones, Arizona State.....208 (-8)
T-38th	Alex Rodger .....74-76-73 — 223 (+7) .....t50 / t60 / t38
T-49th	Jason Allred .....75-74-75 — 224 (+8) .....t74 / t42 / t49
T-49th	Randy Creighton .....74-74-76 — 224 (+8) .....t50 / t32 / t49
T-61st	Michael Beard.....72-75-78 — 225 (+9) .....t24 / t25 / t61
T-61st	Bobby Rodger.....73-78-74 — 225 (+9) .....t36 / t73 / t61

## 2002 NCAA WEST REGIONAL The Championship Course • Albuquerque, N.M. May 16-18 • Par 72 • 27 Teams (10 advance)

TEAM	
T-1st	New Mexico .....293-295-284 — 872 (+8)
T-1st	Washington .....291-293-288 — 872 (+8)
5th	Pepperdine.....292-297-288 — 877 (+13) .....t7 / t10 / 5
INDIVIDUAL	
1st	Ricky Barnes, Arizona.....210 (-6)
T-8th	Jason Allred .....69-75-72 — 216 (E) .....t2 / t10 / t8
T-23rd	Michael Beard .....77-70-72 — 219 (+3) .....t93 / t29 / t23
T-29th	Brian O'Flaherty .....72-76-72 — 220 (+4) .....t18 / t36 / t29
T-51st	Michael Putnam .....74-77-72 — 223 (+7) .....t36 / t74 / t51
T-90th	Randy Creighton .....78-76-74 — 228 (+12) .....t105 / t97 / t90

## 2003 NCAA WEST REGIONAL Washington National Golf Club • Seattle, Wash. May 15-17 • Par 72 • 27 Teams (10 advance)

TEAM	
1st	UCLA.....291-280-293 — 864 (E)
13th	Pepperdine.....299-307-291 — 897 (+33) .....t8 / 18 / 13
INDIVIDUAL	
1st	Michael Letzig, New Mexico .....208 (-8)
2nd	Michael Putnam .....71-75-64 — 210 (-6) .....t4 / t19 / 2
T-56th	Randy Creighton .....74-76-74 — 224 (+8) .....t23 / t55 / t56
T-85th	Brandon White .....75-75-80 — 230 (+14) .....t36 / t56 / t85
T-119th	Brian O'Flaherty .....80-84-74 — 238 (+22) .....t110 / t130 / t119
121st	Chris Elliott.....79-81-79 — 239 (+23) .....t95 / t114 / 121

## 2004 NCAA WEST REGIONAL Sunriver Resort/Crosswater Course • Sunriver, Ore. May 20-22 • Par 72 • 27 Teams (10 advance)

TEAM	
1st	UCLA.....283-288-294 — 865 (+1)
9th	Pepperdine.....292-298-294 — 884 (+20) .....9 / t13 / 9
INDIVIDUAL	
T-1st	Travis Johnson, UCLA .....211 (-5)
T-1st	Chris Nallen, Arkansas .....211 (-5)
T-6th	Michael Putnam .....72-73-69 — 214 (-2) .....t28 / t26 / t6
T-21st	Randy Creighton .....70-76-73 — 219 (+3) .....t8 / t34 / t21
T-67th	Brian O'Flaherty .....74-75-78 — 227 (+11) .....t73 / t64 / t67
T-70th	Chris Elliott.....78-75-75 — 228 (+12) .....t113 / t95 / t70
T-70th	Alex Coe .....76-75-77 — 228 (+12) .....t102 / t72 / t70

## 2005 NCAA WEST REGIONAL Stanford Golf Course • Palo Alto, Calif. May 19-21 • Par 70 • 27 Teams (10 advance)

TEAM	
1st	UNLV.....281-277-288 — 846 (+6)
T-10th	*Pepperdine .....279-292-293 — 864 (+24) .....2 / t5 / t10
* = lost in a three-team playoff for the final spot	
INDIVIDUAL	
1st	Rob Grube, Stanford.....204 (-6)
T-12th	Michael Putnam .....66-73-73 — 212 (+2) .....t2 / t6 / t12
T-31st	Colin Wilcox .....73-71-72 — 216 (+6) .....t52 / t30 / t31
T-49th	Alex Coe .....72-74-72 — 218 (+8) .....t34 / t46 / t49
T-66th	Michael Baird .....70-75-76 — 221 (+11) .....t12 / t39 / t66
T-66th	Brian O'Flaherty .....71-74-76 — 221 (+11) .....t19 / t39 / t66

## 2006 NCAA WEST REGIONAL OMNI Tucson National Golf Club • Tucson, Ariz. May 18-20 • Par 72 • 27 Teams (10 advance)

TEAM	
T-1st	Arizona .....279-273-275 — 827 (-37)
T-1st	Florida .....273-282-272 — 827 (-37)
T-9th	Pepperdine.....283-287-281 — 851 (-13) .....t7 / t11 / t9
INDIVIDUAL	
T-1st	Billy Horschel, Florida .....203 (-13)
T-1st	Casey Watabu, Nevada .....203 (-13)
T-11th	Alex Coe .....68-69-71 — 208 (-8) .....t6 / t5 / t11
T-29th	Colin Wilcox .....67-72-72 — 211 (-5) .....t2 / t17 / t29
T-57th	Michael Baird .....74-73-68 — 215 (-1) .....t83 / t81 / t57
T-72nd	J.J. Wood .....75-73-70 — 218 (+2) .....t102 / t88 / t72
T-111th	Jesse Barnsley.....74-73-78 — 225 (+9) .....t83 / t81 / t111

## 2007 NCAA WEST REGIONAL Karsten Golf Course • Tempe, Ariz. May 17-19 • Par 72 • 27 Teams (10 advance)

TEAM	
1st	South Carolina .....273-269-278 — 820 (-44)
T-12th	Pepperdine.....277-285-279 — 841 (-23) .....t5 / t12 / t12
INDIVIDUAL	
1st	Benjamin Alvarado, Arizona State .....198 (-18)
T-23rd	Carl Smith .....66-72-69 — 207 (-9) .....t3 / t23 / t23
T-30th	Jesse Barnsley.....71-68-69 — 208 (-8) .....t55 / t30 / t30
T-62nd	Colin Wilcox .....69-76-68 — 213 (-3) .....t21 / t84 / t62
T-62nd	Eric Shriver .....71-69-73 — 213 (-3) .....t55 / t42 / t62
138th	Shane Mason.....79-76-80 — 235 (+19) .....t137 / 137 / 138

## 2008 NCAA WEST REGIONAL Gold Mountain Golf Club • Bremerton, Wash. May 15-17 • Par 72 • 27 Teams (10 advance)

TEAM	
1st	USC .....291-283-288 — 862 (-2)
T-9th	* Pepperdine .....292-301-295 — 888 (+24) .....5 / t7 / t9
* = lost in a three-way playoff for the final two spots	
INDIVIDUAL	
1st	Joey Benedetti, Oregon .....207 (-9)
T-11th	Eric Shriver** .....70-76-70 — 216 (E) .....2 / t18 / t11
T-35th	Andrew Widmar .....73-74-75 — 222 (+6) .....t19 / t27 / t35
T-42nd	Andrew Putnam .....74-75-74 — 223 (+7) .....t31 / t42 / t42
T-79th	Carl Smith .....75-76-78 — 229 (+13) .....t49 / t65 / t79
T-97th	Jesse Barnsley.....79-76-76 — 231 (+15) .....t112 / t96 / t97
** = appearance was later vacated	

## 2009 NCAA SOUTH CENTRAL REGIONAL Karsten Creek Golf Club • Stillwater, Okla. May 14-16 • Par 72 • 13 Teams (5 advance)

TEAM	
1st	Oklahoma State .....296-289-296 — 881 (+17)
12th	Pepperdine.....302-316-323 — 941 (+77) .....t8 / 9 / 12
INDIVIDUAL	
1st	Kevin Tway, Oklahoma State .....216 (E)
T-5th	Josh Anderson .....75-72-75 — 222 (+6) .....t28 / t10 / t5
T-37th	Carl Smith .....75-82-77 — 234 (+18) .....t28 / t45 / t37
T-52nd	Shane Mason.....75-79-84 — 238 (+22) .....t28 / t37 / t52
71st	Andrew Putnam .....81-87-87 — 255 (+39) .....t65 / 69 / 71
WD	Chad Vivolo.....77-83-WD — 160 .....t41 / t59 / wd

## 2010 NCAA SOUTH CENTRAL REGIONAL Traditions Golf Club • Bryan, Texas May 20-22 • Par 72 • 14 Teams (5 advance)

TEAM	
1st	Texas Tech .....282-284-285 — 851 (-13)
T-17th	Pepperdine.....286-288-303 — 877 (+13) .....6 / 5 / t17
INDIVIDUAL	
1st	Russell Henley, Georgia .....207 (-9)
T-17th	Josh Anderson .....71-71-75 — 217 (+1) .....t12 / t12 / t17
T-17th	Andrew Putnam .....72-69-76 — 217 (+1) .....t23 / t10 / t17
T-41st	Shane Mason.....72-76-76 — 224 (+8) .....t23 / t31 / t41
T-43rd	Carl Smith .....76-72-77 — 225 (+9) .....t53 / t31 / t43
T-52nd	Andrew Widmar .....71-81-76 — 228 (+12) .....t12 / t55 / t52


# NCAA REGIONALS

2011 NCAA SOUTHWEST REGIONAL  
**OMNI Tucson National Golf Resort • Tucson, Ariz.**  
 May 19-21 • Par 71 • 14 Teams (5 advance)

TEAM	
1st	San Diego State.....278-278-277 — 833 (-19)
T-4th	Pepperdine.....284-280-280 — 844 (-8) .....t7 / 4 / t4
INDIVIDUAL	
1st	Matt Hansen, UC Davis .....204 (-9)
T-7th	Josh Anderson .....73-65-71 — 209 (-4) .....t38 / t4 / t7
T-11th	Parker Page .....70-71-69 — 210 (-3) .....t13 / t16 / t11
T-16th	Johnny Mac Arthur .....70-70-72 — 212 (-1) .....t13 / t12 / t16
T-25th	Andrew Putnam .....71-74-69 — 214 (+1) .....t18 / t35 / t25
T-48th	Andrew Widmar .....73-75-71 — 219 (+6) .....t38 / t53 / t48

2012 NCAA WEST REGIONAL  
**Stanford Golf Course • Palo Alto, Calif.**  
 May 17-19 • Par 70

INDIVIDUAL	
1st	Josh Anderson .....67-65-64 — 196 (-14) .....t3 / t2 / 1
T-44th	Johnny MacArthur.....68-70-77 — 215 (+5) .....t7 / t17 / t44



**JOSH ANDERSON**  
 2012 NCAA WEST REGIONAL CHAMPION

## NCAA REGIONAL RECORDS — TEAM

LOW 18				
-11	277	2007 (W)	Karsten GC	1st round
-9	279	2007 (W)	Karsten GC	3rd round
-7	281	2000 (W)	Riverbend GC	3rd round
-7	281	2006 (W)	Omni Tucson National GC	3rd round
-5	283	2006 (W)	Omni Tucson National GC	1st round

LOW 54				
-23	841	2007 (W)	Karsten GC	T-12th place
-13	851	2006 (W)	Omni Tucson National GC	T-9th place
-8	844	2011 (SW)	Omni Tucson National GC	T-4th place
E	864	2000 (W)	Riverbend GC	9th place
+8	872	1997 (W)	Carlton Oaks CC	9th place

## NCAA REGIONAL RECORDS — INDIVIDUAL

LOW 18					
-8	64	Michael Putnam	2003 (W)	Washington National GC	3rd round
-6	66	Carl Smith	2007 (W)	Karsten GC	1st round
-6	65	Josh Anderson	2011 (SW)	Omni Tucson National GC	2nd round
-6	64	Josh Anderson	2012 (W)	Stanford GC	3rd round
-5	67	Colin Wilcox	2006 (W)	Omni Tucson National GC	1st round
-5	65	Josh Anderson	2012 (W)	Stanford GC	2nd round

LOW 54					
-14	196	Josh Anderson	2012 (W)	Stanford GC	1st place
-12	204	Michael Beard	2000 (W)	Riverbend GC	1st place
-9	207	Carl Smith	2007 (W)	Karsten GC	T-23rd place
-8	208	Alex Coe	2006 (W)	Omni Tucson National GC	T-11th place
-8	208	Jesse Barnsley	2008 (W)	Karsten GC	T-30th place

### TOP 10 FINISHES: 13 total

Best: Michael Beard, 1st, 2000, and Josh Anderson, 1st, 2012  
 Last: Josh Anderson, 1st, 2012

### TOP 20 FINISHES: 23 total

Last: Josh Anderson, 1st, 2012

# WCC CHAMPIONSHIPS

(results prior to 1986 are incomplete)

## 1986 WCC CHAMPIONSHIPS Half Moon Bay Golf Links • Half Moon Bay, Calif. April 21-22 • Par 72 • 8 Teams

TEAM	
1st	* San Francisco .....305-312-310 — 927 (+63)
2nd	Portland.....305-309-313 — 927 (+63)
3rd	Pepperdine.....313-319-306 — 938 (+74)..... 3 / 3 / 3
* won championship via tiebreaker	
INDIVIDUAL	
1st	Jay Jackson, San Francisco .....225 (+9)
4th	Kevin McLaughlin.....76-78-76 — 230 (+14).....t4 / t5 / 4
T-10th	Pat Jackson .....76-85-74 — 235 (+19).....t4 / t19 / t10
T-16th	Regan Bayless.....82-79-79 — 240 (+24).....t22 / t19 / t16
18th	Phil Hurlbut .....79-80-82 — 241 (+25).....t15 / t14 / 18
T-19th	Tal Anderson .....83-82-77 — 242 (+26).....27 / 25 / t19

## 1987 WCC CHAMPIONSHIPS West Delta Golf Course • Portland, Ore. April 27-28 • Par 72 • 8 Teams

TEAM	
1st	Pepperdine.....890 (+26)
2nd	San Francisco .....914 (+50)
INDIVIDUAL	
1st	Jim Johnson .....217 (+1)
2nd	Kevin McLaughlin.....221 (+5)
4th	Phil Hurlbut .....224 (+8)
T-8th	Regan Bayless.....229 (+13)
T-18th	Lane Sporrang .....236 (+20)

## 1988 WCC CHAMPIONSHIPS West Delta Golf Course • Portland, Ore. April 25-26 • Par 72 • 8 Teams

TEAM	
1st	San Francisco .....303-298-298 — 899 (+35)
2nd	Pepperdine.....297-305-300 — 902 (+38)..... 1 / 2 / 2
INDIVIDUAL	
1st	Mike Fabian, San Francisco .....218 (+2)
2nd	Jim Johnson .....74-73-73 — 220 (+4).....5 / t2 / 2
7th	Mike Murphy .....73-78-73 — 224 (+8).....t2 / t6 / 7
T-11th	Dean Kobane .....73-79-77 — 229 (+13).....t2 / t8 / t11
T-13th	Regan Bayless.....78-76-77 — 231 (+15).....t13 / t13 / t13
T-21st	Kevin Eden.....77-78-82 — 237 (+21).....t10 / t15 / t21

## 1989 WCC CHAMPIONSHIPS Heron Lakes Golf Course • Portland, Ore. April 23-25 • Par 72 • 8 Teams

TEAM	
1st	Pepperdine.....300-291-301 — 892 (+28)..... 1 / 1 / 1
2nd	San Francisco .....306-307-297 — 910 (+46)
INDIVIDUAL	
1st	Dean Kobane .....74-68-73 — 215 (-1).....2 / 1 / 1
3rd	Brad Payne .....77-71-77 — 225 (+9).....t8 / 2 / 3
6th	Kevin Eden .....77-75-76 — 228 (+12).....t8 / t6 / 6
T-7th	John Geiberger .....76-77-76 — 229 (+13).....t5 / t8 / t7
T-15th	Mike Murphy .....73-85-76 — 234 (+18)..... 1 / t12 / t15

## 1990 WCC CHAMPIONSHIPS Half Moon Bay Golf Links • Half Moon Bay, Calif. April 22-24 • Par 72 • 8 Teams

TEAM	
1st	San Francisco .....297-298-299 — 894 (+30)
2nd	Pepperdine.....306-292-303 — 901 (+37)..... 3 / 2 / 2
INDIVIDUAL	
1st	John McMullen, San Francisco .....218 (+2)
T-2nd	John Geiberger .....76-72-76 — 224 (+8).....t9 / t3 / t2
T-2nd	Brad Payne .....77-72-75 — 224 (+8).....t11 / 5 / t2
T-5th	Bob Jacobson .....80-73-72 — 225 (+9).....t21 / t10 / t5
8th	Kevin Eden .....73-75-80 — 228 (+12).....t3 / t3 / 8
T-20th	Jeff Gove .....85-76-80 — 241 (+25).....t30 / t21 / t20

## 1991 WCC CHAMPIONSHIPS Heron Lakes Golf Course • Portland, Ore. April 22-24 • Par 72 • 8 Teams

TEAM	
1st	Pepperdine.....291-295-296 — 882 (+18)..... 1 / 1 / 1
2nd	San Francisco .....304-293-300 — 897 (+33)
INDIVIDUAL	
1st	Todd Fischer, San Francisco .....216 (E)
2nd	Brad Payne .....71-76-72 — 219 (+3) .....t2 / t4 / 2
T-3rd	Todd Andrews .....74-70-76 — 220 (+4) ..... 4 / 2 / t3
T-3rd	John Geiberger .....71-74-75 — 220 (+4).....t2 / 3 / t3
T-6th	Jeff Gove .....75-75-73 — 223 (+7) .....t5 / t8 / t6
T-10th	Gavin Lee .....75-78-78 — 231 (+15).....t5 / t12 / t10

## 1992 WCC CHAMPIONSHIPS Torrey Pines Golf Course • La Jolla, Calif. April 26-28 • Par 72 • 8 Teams

TEAM	
1st	Pepperdine.....290-290-275 — 855 (-9)..... 1 / 1 / 1
2nd	San Francisco .....297-290-283 — 870 (+6)
INDIVIDUAL	
1st	Steve Van Alstyne .....71-72-67 — 210 (-6)..... 1 / t1 / 1
T-2nd	Todd Andrews .....76-71-66 — 213 (-3).....t12 / 6 / t2
4th	Jeff Gove .....72-73-70 — 215 (-1).....t2 / t4 / 4
T-7th	Lars Herne .....74-74-72 — 220 (+4).....t8 / t7 / t7
15th	Christer Galvestad .....73-76-79 — 228 (+12).....t5 / t10 / 15

## 1993 WCC CHAMPIONSHIPS Boundary Oak Golf Course • Walnut Creek, Calif. April 5-6 • Par 72 • 8 Teams

TEAM	
1st	Portland.....313-306-296 — 915 (+51)
4th	Pepperdine.....313-307-309 — 929 (+65)..... 4 / 4 / 4
INDIVIDUAL	
1st	Eric Meichtry, Saint Mary's .....222 (+6)
6th	Lars Herne .....76-75-76 — 227 (+11).....t4 / t3 / 6
T-10th	Todd Andrews .....77-77-78 — 232 (+16).....t7 / 8 / t10
16th	Geoff Shackelford .....82-78-76 — 236 (+20).....t20 / t18 / 16
T-20th	Mark Madson .....78-79-82 — 239 (+23)..... t11 / t11 / t20
T-20th	Jeff Gove .....83-77-79 — 239 (+23).....t25 / t18 / t20

## 1994 WCC CHAMPIONSHIPS Fort Ord Bayonet Golf Club • Seaside, Calif. April 11-12 • Par 72 • 8 Teams

TEAM	
1st	Pepperdine.....303-301-297 — 901 (+37)..... 1 / 1 / 1
2nd	Portland.....309-306-299 — 914 (+50)
INDIVIDUAL	
1st	Russ Humphrey, San Francisco .....219 (+3)
2nd	Michael Walton .....72-72-76 — 220 (+4)..... 2 / 1 / 2
5th	Carson Mooney .....75-76-73 — 224 (+8).....t5 / t5 / 5
T-7th	Kevin Marsh .....79-75-74 — 228 (+12)..... t15 / t11 / t7
11th	Todd Andrews .....77-79-74 — 230 (+14)..... 10 / t13 / 11
T-17th	Marc Mazur .....79-78-78 — 235 (+19).....t15 / 16 / t17

## 1995 WCC CHAMPIONSHIPS Fort Ord Bayonet Golf Course • Seaside, Calif. April 3-4 • Par 72 • 8 Teams

TEAM	
1st	Pepperdine.....301-317-299 — 917 (+53)..... 1 / 1 / 1
2nd	San Francisco .....306-315-311 — 932 (+68)
INDIVIDUAL	
1st	Kevin Marsh .....72-74-74 — 220 (+4).....t1 / 1 / 1
5th	Michael Walton .....72-82-75 — 229 (+13).....t1 / t6 / 5
6th	Paul Meyer .....78-79-73 — 230 (+14).....t9 / t6 / 6
T-16th	Todd Ohlmeyer .....82-82-77 — 241 (+25).....t22 / 24 / t16
T-33rd	Matt Knabe .....79-93-82 — 254 (+38).....t15 / t33 / t33

# WCC CHAMPIONSHIPS

**1996 WCC CHAMPIONSHIPS**  
**Fort Ord Bayonet Golf Course • Seaside, Calif.**  
**April 1-2 • Par 72 • 8 Teams**  
*(tournament was shortened to two rounds due to rain)*

TEAM	
1st	Pepperdine.....300-288 — 588 (+12)..... 2 / 1
2nd	San Francisco.....295-295 — 590 (+14)
INDIVIDUAL	
1st	Michael Walton.....72-70 — 142 (-2).....t1 / 1
T-2nd	Jason Gore.....72-75 — 147 (+3).....t1 / 12
T-11th	Carson Mooney.....78-73 — 151 (+7).....t17 / t11
T-11th	Andy Walker.....81-70 — 151 (+7).....27 / t11
15th	Kevin Marsh.....78-76 — 154 (+10).....t17 / 15

**1997 WCC CHAMPIONSHIPS**  
**Fort Ord Bayonet Golf Course • Seaside, Calif.**  
**April 14-15 • Par 72 • 8 Teams**

TEAM	
1st	Pepperdine.....298-298-295 — 891 (+27)..... 1 / 1 / 1
2nd	Portland.....307-299-302 — 908 (+44)
INDIVIDUAL	
1st	Andy Walker.....74-74-70 — 218 (+2).....t3 / t1 / 1
2nd	Michael Walton.....80-71-71 — 222 (+6).....t22 / t5 / 2
T-4th	Mark Madson.....75-74-77 — 226 (+10).....t5 / t3 / t4
T-9th	Jason Gore.....72-79-78 — 229 (+13).....t1 / t5 / t9
T-16th	Paul Meyer.....77-79-77 — 233 (+17).....t11 / 17 / t16

**1998 WCC CHAMPIONSHIPS**  
**Menifee Lakes Country Club • Temecula, Calif.**  
**March 30-31 • Par 72 • 8 Teams**

TEAM	
1st	Santa Clara.....288-290-291 — 869 (+5)
T-4th	Pepperdine.....291-297-293 — 881 (+17)..... 4 / 4 / t4
INDIVIDUAL	
1st	Patrick Hawkins, San Diego.....215 (-1)
T-6th	Bobby Rodger.....74-70-75 — 219 (+3).....t18 / t3 / t6
T-13th	Andy Walker.....74-76-71 — 221 (+5).....t18 / t18 / t13
17th	Kelly Craig.....71-75-76 — 222 (+6).....t7 / t11 / 17
19th	Charles Whiteley.....72-78-73 — 223 (+7).....t10 / t18 / 19
20th	Alex Rodger.....74-76-74 — 224 (+8).....t18 / t18 / 20

**1999 WCC CHAMPIONSHIPS**  
**Hunter Ranch Golf Course • Paso Robles, Calif.**  
**March 29-30 • Par 72 • 8 Teams**

TEAM	
1st	Pepperdine.....286-284-294 — 864 (E)..... 1 / 1 / 1
2nd	Portland.....302-292-298 — 892 (+28)
INDIVIDUAL	
1st	Kelly Craig.....73-70-68 — 211 (-5).....t8 / 4 / 1
3rd	Michael Beard.....69-69-75 — 213 (-3).....t1 / 1 / 3
T-5th	Jason Allred.....72-73-76 — 221 (+5).....t5 / t5 / 15
T-5th	Charles Whiteley.....73-72-76 — 221 (+5).....t8 / t5 / t5
T-10th	Alex Rodger.....72-76-75 — 223 (+7).....t5 / 14 / t10

**2000 WCC CHAMPIONSHIPS**  
**Windsor Golf Club • Windsor, Calif.**  
**April 17-18 • Par 72 • 8 Teams**

TEAM	
1st	Pepperdine.....287-283-297 — 867 (+3)..... 1 / 1 / 1
2nd	San Francisco.....301-295-292 — 888 (+24)
INDIVIDUAL	
1st	Fernando Gomez, San Francisco.....212 (-4)
T-3rd	Jason Allred.....67-76-75 — 218 (+2).....t1 / t3 / t3
T-3rd	Michael Beard.....74-67-77 — 218 (+2).....t10 / 2 / t3
T-3rd	Bobby Rodger.....77-71-70 — 218 (+2).....t18 / 10 / t3
9th	Brandon White.....74-70-77 — 221 (+5).....t10 / 5 / 9
10th	Alex Rodger.....72-75-75 — 222 (+6).....t5 / 9 / 10

**2001 WCC CHAMPIONSHIPS**  
**Windsor Golf Club • Windsor, Calif.**  
**April 16-17 • Par 72 • 8 Teams**

TEAM	
1st	Pepperdine.....285-281-296 — 862 (-2)..... 1 / 1 / 1
2nd	San Francisco.....291-307-290 — 888 (+24)
INDIVIDUAL	
1st	Randy Creighton.....70-68-75 — 213 (-3).....t2 / 1 / 1
2nd	Michael Beard.....74-70-71 — 215 (-1).....t8 / t2 / 2
3rd	Jason Allred.....71-73-72 — 216 (E).....4 / t2 / 3
T-9th	Alex Rodger.....76-70-78 — 224 (+8).....t17 / t6 / t9
T-9th	Bobby Rodger.....70-76-78 — 224 (+8).....t2 / t6 / t9

**2002 WCC CHAMPIONSHIPS**  
**Riverbend Golf Club • Madera, Calif.**  
**April 15-16 • Par 72 • 8 Teams**

TEAM	
1st	Pepperdine.....282-285-293 — 860 (-4)..... 1 / 1 / 1
2nd	San Francisco.....293-300-300 — 893 (+29)
INDIVIDUAL	
1st	Michael Beard.....65-69-72 — 206 (-10)..... 1 / 1 / 1
2nd	Jason Allred.....70-69-71 — 210 (-6).....2 / 2 / 2
T-5th	Randy Creighton.....73-73-76 — 222 (+6).....t6 / t3 / t5
T-5th	Brian O'Flaherty.....74-74-74 — 222 (+6).....t10 / t9 / t5
23rd	Kelly Craig.....75-76-81 — 232 (+16).....t15 / t14 / 23

**2003 WCC CHAMPIONSHIPS**  
**Riverbend Golf Club • Madera, Calif.**  
**April 14-15 • Par 72 • 8 Teams**

TEAM	
1st	Pepperdine.....294-278-286 — 858 (-6)..... 2 / 1 / 1
2nd	San Francisco.....298-282-283 — 863 (-1)
INDIVIDUAL	
1st	Michael Putnam.....72-65-66 — 203 (-13).....t5 / 1 / 1
7th	Randy Creighton.....72-72-73 — 217 (+1).....t5 / t6 / 7
T-8th	Chris Elliott.....75-69-74 — 218 (+2).....t15 / t6 / t8
T-20th	Brandon White.....75-75-73 — 223 (+7).....t15 / t26 / t20
23rd	Brian O'Flaherty.....75-72-77 — 224 (+8).....t15 / t15 / 23

**2004 WCC CHAMPIONSHIPS**  
**Riverbend Golf Club • Madera, Calif.**  
**April 12-13 • Par 72 • 8 Teams**

TEAM	
1st	Pepperdine.....288-281-299 — 868 (+4)..... 2 / 1 / 1
2nd	Saint Mary's.....294-283-293 — 870 (+6)
INDIVIDUAL	
1st	Robert Frye, San Francisco.....208 (-8)
4th	Michael Putnam.....66-71-76 — 213 (-3).....t1 / 3 / 4
T-9th	Randy Creighton.....71-74-75 — 220 (+4).....t7 / t13 / t9
T-9th	Alex Coe.....78-70-72 — 220 (+4).....t30 / t9 / t9
T-12th	Brian O'Flaherty.....73-74-75 — 222 (+6).....t13 / t17 / t12
T-12th	Chris Elliott.....79-70-73 — 222 (+6).....t34 / t23 / t12

**2005 WCC CHAMPIONSHIPS**  
**Saddle Creek Golf Course • Copperopolis, Calif.**  
**April 11-12 • Par 72 • 8 Teams**

TEAM	
1st	Pepperdine.....284-275-287 — 846 (-18)..... 1 / 1 / 1
2nd	Saint Mary's.....285-283-292 — 860 (-4)
INDIVIDUAL	
1st	Joe Lanza, Saint Mary's.....208 (-8)
2nd	Brian O'Flaherty.....68-70-72 — 210 (-6).....t1 / t1 / 2
3rd	Michael Putnam.....72-69-70 — 211 (-5).....t9 / t4 / 3
4th	Alex Coe.....69-70-73 — 212 (-4).....t3 / 3 / 4
5th	Colin Wilcox.....75-66-72 — 213 (-3).....t12 / 5 / 5
T-11th	Michael Baird.....77-71-75 — 223 (+7).....t21 / t13 / t11

**2006 WCC CHAMPIONSHIPS**  
**Saddle Creek Golf Course • Copperopolis, Calif.**  
**April 17-18 • Par 72 • 8 Teams**

TEAM	
1st	Loyola Marymount.....295-290-287 — 872 (+8)
5th	Pepperdine.....304-299-296 — 899 (+35).....t6 / 6 / 5
INDIVIDUAL	
1st	Brian Locke, Loyola Marymount.....210 (-6)
12th	Michael Baird.....74-79-71 — 224 (+8).....t11 / t24 / 12
T-16th	J.J. Wood.....79-78-69 — 226 (+10).....t33 / t33 / t16
T-16th	Alex Coe.....74-75-77 — 226 (+10).....t11 / t10 / t16
T-23rd	Jesse Barnsley.....77-72-79 — 228 (+12).....t29 / t10 / t23
T-28th	Colin Wilcox.....80-74-79 — 233 (+17).....t37 / t29 / t28

# WCC CHAMPIONSHIPS

## 2007 WCC CHAMPIONSHIPS La Purisima Golf Course • Lompoc, Calif. April 16-17 • Par 72 • 8 Teams

TEAM	
1st	Pepperdine.....296-299-298 — 893 (+29).....2 / t2 / 1
2nd	San Diego.....898 (+34)
INDIVIDUAL	
1st	Brian Locke, Loyola Marymount.....215 (-1)
3rd	Eric Shriver.....73-71-74 — 218 (+2).....t4 / t1 / 3
T-13th	Carl Smith.....75-74-77 — 226 (+10).....t12 / t10 / t13
16th	Jesse Barnsley.....75-77-76 — 228 (+12).....t12 / t18 / 16
T-20th	Shane Mason.....77-77-77 — 231 (+15).....t20 / t23 / t20
—	Colin Wilcox.....73-DQ-71 — 144 (—)

## 2008 WCC CHAMPIONSHIPS Chambers Bay Golf Course • Tacoma, Wash. April 14-15 • Par 72 • 8 Teams

TEAM	
1st	San Diego.....286-294-308 — 888 (+24)
T-2nd	Pepperdine.....300-291-301 — 892 (+28).....t5 / t3 / t2
INDIVIDUAL	
T-1st	Jake Yount, San Diego.....218 (+2)
T-1st	Chadd Cocco, Saint Mary's.....218 (+2)
T-7th	Carl Smith.....74-74-74 — 222 (+6).....t10 / t11 / t7
T-11th	Andrew Putnam.....75-73-76 — 224 (+8).....t18 / t11 / t11
13th	Jesse Barnsley.....76-73-76 — 225 (+9).....t24 / t15 / t13
T-14th	Andrew Widmar.....80-71-75 — 226 (+10).....t37 / t23 / t14
31st	Eric Shriver*.....75-79-80 — 234 (+18).....t18 / t31 / 31

\* = statistics were later vacated

## 2009 WCC CHAMPIONSHIPS Hiddenbrooke Golf Course • Vallejo, Calif. April 13-14 • Par 72 • 8 Teams

TEAM	
1st	San Francisco.....294-271-297 — 862 (-2)
T-3rd	Pepperdine.....285-289-292 — 866 (+2).....3 / t3 / t3
INDIVIDUAL	
1st	Greg Moss, Loyola Marymount.....209 (-7)
T-8th	Josh Anderson.....72-74-69 — 215 (-1).....t18 / t18 / t8
T-12th	Shane Mason.....71-68-77 — 216 (E).....t7 / t3 / t12
T-15th	Andrew Putnam.....71-73-73 — 217 (+1).....t7 / t14 / t15
23rd	Chad Vivolo.....75-74-73 — 222 (+6).....t30 / t28 / 23
T-27th	Austyn Karle.....71-76-79 — 226 (+10).....t7 / 24 / t27

## 2010 WCC CHAMPIONSHIPS Hiddenbrooke Golf Course • Vallejo, Calif. April 19-20 • Par 72 • 8 Teams

TEAM	
1st	Pepperdine.....290-294-303 — 887 (+23).....1 / 1 / 1
2nd	San Diego.....298-298-296 — 892 (+28)
INDIVIDUAL	
1st	Gunner Wiebe, San Diego.....216 (E)
2nd	Carl Smith.....72-73-73 — 218 (+2).....t4 / t4 / 2
4th	Josh Anderson.....71-72-77 — 220 (+4).....t1 / 1 / 4
T-9th	Andrew Putnam.....71-74-80 — 225 (+9).....t1 / t4 / t9
14th	Shane Mason.....76-75-76 — 227 (+11).....t14 / t13 / 14
T-17th	Andrew Widmar.....77-76-77 — 230 (+14).....t20 / t18 / t17

## 2011 WCC CHAMPIONSHIPS San Juan Oaks Golf Club • Hollister, Calif. April 18-19 • Par 72 • 8 Teams

TEAM	
1st	San Francisco.....281-284-295 — 860 (-4)
2nd	Pepperdine.....288-287-291 — 866 (+2).....t3 / 2 / 2
INDIVIDUAL	
1st	Taylor Travis, San Francisco.....212 (-4)
T-4th	Andrew Putnam.....68-72-74 — 214 (-2).....t1 / 3 / t4
T-10th	Josh Anderson.....72-72-75 — 219 (+3).....t11 / t7 / t10
T-13th	Parker Page.....72-80-68 — 220 (+4).....t11 / t26 / t13
T-19th	Andrew Widmar.....76-72-75 — 223 (+7).....t25 / 19 / t19
23rd	Johnny Mac Arthur.....79-71-74 — 224 (+8).....t37 / t20 / 23

## 2012 WCC CHAMPIONSHIPS San Juan Oaks Golf Club • Hollister, Calif. April 16-18 • Par 72 • 8 Teams

TEAM	
1st	Saint Mary's.....274-287-283 — 844 (-20)
7th	Pepperdine.....295-296-297 — 888 (+24).....t5 / 7 / 7
INDIVIDUAL	
1st	Ben Geyer, Saint Mary's.....207 (-9)
T-12th	Johnny Mac Arthur.....74-70-73 — 217 (+1).....t22 / t11 / t12
T-16th	Josh Anderson.....72-74-73 — 219 (+3).....t10 / t17 / t16
30th	Kevin DeHuff.....75-76-75 — 226 (+10).....28 / t29 / 30
31st	Parker Page.....74-77-76 — 227 (+11).....t22 / t29 / 31
T-32nd	Alex Forss.....76-76-77 — 229 (+13).....t29 / t33 / t32

## 2013 WCC CHAMPIONSHIPS Gold Mountain Golf Club • Bremerton, Wash. April 15-17 • Par 72 • 8 Teams

TEAM	
1st	Saint Mary's.....288-292-292 — 872 (+8)
6th	Pepperdine.....297-288-296 — 881 (+17).....t3 / 3 / 6
INDIVIDUAL	
1st	Grant Forrest, San Diego.....74-67-69 — 210 (-6)
T-13th	Cody McManus.....73-72-75 — 220 (+4).....t9 / t9 / t13
T-16th	Kevin DeHuff.....75-74-72 — 221 (+5).....t19 / t22 / t16
T-18th	Parker Page.....73-75-74 — 222 (+6).....t9 / t17 / t18
T-18th	Jeremy Sanders.....77-70-75 — 222 (+6).....t27 / 16 / t18
T-23rd	Frederick Wedel.....76-72-77 — 225 (+9).....t21 / t17 / t23

## WCC CHAMPIONSHIPS RECORDS — TEAM

### LOW 18

-13	275	1992	Torrey Pines GC	3rd round
-13	275	2005	Saddle Creek GC	2nd round
-10	278	2003	Riverbend GC	2nd round
-7	281	2001	Windsor GC	2nd round
-7	281	2004	Riverbend GC	2nd round

### LOW 54

-18	846	2005	Saddle Creek GC	1st place
-9	855	1992	Torrey Pines GC	1st place
-6	858	2003	Riverbend GC	1st place
-4	860	2002	Riverbend GC	1st place
-2	862	2001	Windsor GC	1st place

### MARGIN OF VICTORY

+33	2002	Riverbend GC
+28	1999	Hunter Ranch GC
+26	2001	Windsor GC
+24	1987	West Delta GC
+21	2000	Windsor GC

## WCC CHAMPIONSHIPS RECORDS — INDIVIDUAL

### LOW 18

-7	65	Michael Beard	2002	Riverbend GC	1st round
-7	65	Michael Putnam	2003	Riverbend GC	2nd round
-6	66	Todd Andrews	1992	Torrey Pines GC	3rd round
-6	66	Michael Putnam	2003	Riverbend GC	3rd round
-6	66	Michael Putnam	2004	Riverbend GC	1st round
-6	66	Colin Wilcox	2005	Saddle Creek GC	2nd round

### LOW 54

-13	203	Michael Putnam	2003	Riverbend GC	1st place
-10	206	Michael Beard	2002	Riverbend GC	1st place
-6	210	Steve Van Alstyne	1992	Torrey Pines GC	1st place
-6	210	Jason Allred	2002	Riverbend GC	2nd place
-6	210	Brian O'Flaherty	2005	Saddle Creek GC	2nd place

### MEDALISTS: 10 total

Last: Michael Putnam, 2003

### TOP 10 FINISHES: 77 total since 1986

Best: 10 medalists

Last: Andrew Putnam, T-4th, and Josh Anderson, T-10th, 2011



# RESULTS AT OTHER TOURNAMENTS

## ARIZONA INTERCOLLEGIATE

<b>S1994</b>	T-6th/15	Kevin Marsh T-2nd
<b>S1995</b>	14th/16	Kevin Marsh T-34th
<b>S1998</b>	13th/20	Kelly Craig T-34th
<b>S1999</b>	8th/19	Michael Beard T-10th
<b>S2000</b>	11th/20	Michael Beard T-10th
<b>S2001</b>	7th/20	Bobby Rodger T-12th
<b>S2002</b>	3rd/20	Michael Beard T-7th
<b>S2003</b>	3rd/16	Michael Putnam T-19th
<b>S2004</b>	T-8th/15	Michael Putnam 2nd
<b>S2006</b>	T-5th/16	Alex Coe T-7th
<b>S2007</b>	9th/16	Jesse Barnsley T-13th
<b>S2009</b>	1st/17	Chad Vivolo 4th
<b>S2010</b>	6th/14	Mason/Putnam T-24th
<b>S2011</b>	2nd/14	Andrew Putnam 1st
<b>S2012</b>	4th/12	Johnny Mac Arthur T-3rd
<b>S2013</b>	9th/15	Jeremy Sanders T-18th

## ASU THUNDERBIRD

### INVITATIONAL

#### (Arizona State)

<b>S2001</b>	T-10th/22	Jason Allred T-6th
<b>S2002</b>	3rd/16	Randy Creighton T-4th
<b>S2003</b>	3rd/19	Brandon White T-11th
<b>S2004</b>	5th/16	Randy Creighton T-10th
<b>S2005</b>	2nd/16	Michael Putnam T-6th
<b>S2011</b>	7th/13	Johnny Mac Arthur T-9th
<b>S2012</b>	9th/17	Josh Anderson T-8th
<b>S2013</b>	11th/18	Frederick Wedel T-23rd

## BANK OF TENNESSEE INTERCOLLEGIATE/RIDGES INTERCOLLEGIATE

### (East Tennessee State)

<b>F2001</b>	12th/15	Michael Beard T-11th
<b>F2006</b>	14th/15	Eric Shriver T-33rd
<b>F2012</b>	13th/13	three tied T-50th

## BARONA COLLEGIATE CUP (San Diego State)

<b>S2012</b>	10th/16	Josh Anderson T-2nd
--------------	---------	---------------------

## GENERAL HACKLER CHAMPIONSHIP

### (Coastal Carolina)

<b>S2004</b>	1st/19	Alex Coe 1st
<b>S2005</b>	9th/12	Brian O'Flaherty T-10th
<b>S2006</b>	3rd/15	Alex Coe 1st
<b>S2007</b>	14th/18	Eric Shriver T-8th
<b>S2008</b>	10th/15	Barnsley/Putnam T-10th
<b>S2009</b>	3rd/14	Andrew Putnam T-6th
<b>S2010</b>	4th/12	Josh Anderson T-1st
<b>S2011</b>	5th/17	Andrew Putnam 3rd
<b>S2012</b>	13th/15	Josh Anderson T-14th

## FOLINO INVITATIONAL (Cal State Fullerton)

<b>S2012</b>	2nd/10	Parker Page T-1st
--------------	--------	-------------------

## HUSKY INVITATIONAL (Washington)

<b>F1999</b>	9th/10	Brandon White T-16th
<b>F2000</b>	1st/10	Randy Creighton T-3rd
<b>F2001</b>	4th/10	Randy Creighton T-11th
<b>F2007</b>	3rd/13	Carl Smith T-3rd

<b>F2010</b>	1st/14	Josh Anderson 1st
<b>F2011</b>	4th/6	Josh Anderson T-2nd
<b>F2012</b>	12th/15	Parker Page T-28th

## MORRIS WILLIAMS INTERCOLLEGIATE

### (Texas)

<b>S1999</b>	8th/12	Alex Rodger T-19th
<b>S2000</b>	8th/15	Allred/Beard T-11th
<b>S2001</b>	5th/15	Jason Allred 3rd
<b>S2002</b>	2nd/15	Randy Creighton 2nd
<b>S2003</b>	T-9th/18	Randy Creighton T-10th
<b>S2004</b>	9th/15	Randy Creighton T-7th
<b>S2006</b>	17th/18	Alex Coe T-36th
<b>S2008</b>	10th/15	Putnam/Widmar T-11th
<b>S2009</b>	7th/18	Andrew Putnam T-19th
<b>S2010</b>	10th/15	Carl Smith T-26th
<b>S2011</b>	8th/14	Johnny Mac Arthur 8th

## OREGON DUCK INVITATIONAL

<b>S1989</b>	9th/13	Dean Kobane n/a
<b>S1990</b>	5th/19	John Geiberger T-7th
<b>S1991</b>	7th/19	Todd Andrews T-7th
<b>S1997</b>	5th/14	Jason Gore 11th
<b>S2003</b>	6th/16	Randy Creighton T-11th
<b>S2005</b>	7th/16	Michael Putnam T-1st
<b>S2009</b>	6th/13	Andrew Putnam 4th
<b>S2011</b>	7th/15	Josh Anderson T-7th

## THE PRESTIGE AT PGA WEST (Stanford/UC Davis)

<b>F2000</b>	2nd/15	Michael Beard T-1st
<b>F2001</b>	10th/20	Jason Allred T-15th
<b>F2002</b>	3rd/18	Chris Elliott T-6th
<b>F2003</b>	4th/15	Michael Putnam 5th
<b>F2004</b>	12th/16	Alex Coe T-13th
<b>F2005</b>	T-5th/18	Alex Coe T-13th
<b>F2007</b>	T-4th/16	Jesse Barnsley T-11th
<b>F2008</b>	6th/16	Andrew Putnam 4th
<b>F2009</b>	7th/13	Andrew Putnam 6th
<b>F2010</b>	T-8th/15	Johnny Mac Arthur T-11th
<b>F2011</b>	15th/16	Johnny Mac Arthur T-39th
<b>S2013</b>	14th/15	Jeremy Sanders T-37th

## SAN DIEGO CLASSIC (San Diego/San Diego State)

<b>S2013</b>	10th/14	Jeremy Sanders T-25th
--------------	---------	-----------------------

## STANFORD U.S. INTERCOLLEGIATE

<b>S1990</b>	10th/17	John Geiberger T-18th
<b>S1995</b>	5th/27	Kevin Marsh T-6th
<b>S1996</b>	2nd/19	Michael Walton 8th
<b>S1997</b>	9th/20	Michael Walton T-6th
<b>S1998</b>	13th/20	Andy Walker T-25th
<b>S1999</b>	5th/19	Michael Beard 1st
<b>S2000</b>	2nd/18	Michael Beard 2nd
<b>S2009</b>	7th/17	Andrew Putnam T-13th
<b>S2010</b>	T-8th/20	Andrew Putnam T-8th

<b>S2012</b>	14th/17	Josh Anderson T-32nd
<b>S2013</b>	17th/18	Nick Thomas T-44th

## UNCG BRIDGESTONE GOLF COLLEGIATE (UNC Greensboro)

<b>F2008</b>	6th/14	Josh Anderson T-13th
<b>F2010</b>	8th/14	Andrew Putnam T-16th
<b>F2011</b>	T-10th/15	Josh Anderson T-5th

## USC COLLEGIATE INVITATIONAL/NORTH RANCH INTERCOLLEGIATE (USC/Pepperdine)

<b>S1991</b>	16th/17	Gavin Lee T-38th
<b>S1992</b>	16th/18	Lars Herne T-33rd
<b>S1994</b>	6th/12	Todd Andrews T-10th
<b>S1995</b>	15th/16	Michael Walton 1st
<b>S1996</b>	3rd/13	Michael Walton T-6th
<b>S1997</b>	2nd/12	Jason Gore 1st
<b>S1998</b>	T-8th/13	Andy Walker 3rd
<b>S1999</b>	4th/13	Michael Beard T-5th
<b>S2000</b>	T-14th/14	Michael Beard T-3rd
<b>S2001</b>	15th/15	Jason Allred T-35th
<b>S2002</b>	T-8th/16	Allred/White T-9th
<b>S2003</b>	T-6th/17	Michael Putnam T-3rd
<b>S2004</b>	T-11th/17	Michael Putnam T-6th
<b>S2005</b>	8th/15	Michael Putnam 5th
<b>S2006</b>	1st/15	Adam Porzak T-3rd
<b>S2007</b>	T-8th/15	Mason/Shriver T-20th
<b>S2008</b>	4th/14	Jesse Barnsley T-11th
<b>S2009</b>	6th/13	Andrew Putnam 2nd
<b>S2010</b>	T-4th/14	Mason/Putnam T-22nd
<b>S2011</b>	10th/15	Josh Anderson T-8th
<b>S2012</b>	7th/14	Josh Anderson T-4th
<b>S2013</b>	3rd/12	Frederick Wedel T-4th

## WILLIAM H. TUCKER INTERCOLLEGIATE (New Mexico)

<b>F1993</b>	6th/18	Marc Mazur T-8th
<b>F1998</b>	T-3rd/18	Jason Allred 10th
<b>F2000</b>	T-8th/23	Kelly Craig T-11th
<b>F2001</b>	2nd/20	Jason Allred T-4th
<b>F2002</b>	12th/18	Michael Putnam T-12th
<b>F2003</b>	10th/18	Michael Putnam T-30th
<b>F2006</b>	3rd/21	Jesse Barnsley 8th
<b>F2007</b>	1st/17	Jesse Barnsley 1st
<b>F2008</b>	3rd/16	Josh Anderson 3rd
<b>F2009</b>	T-5th/17	Josh Anderson T-9th
<b>F2010</b>	6th/16	Andrew Putnam T-1st
<b>F2012</b>	14th/14	Johnny Mac Arthur T-33rd

## WINDON MEMORIAL CLASSIC (Northwestern)

<b>F1999</b>	15th/15	Jason Allred T-27th
<b>F2011</b>	9th/17	Johnny Mac Arthur T-12th



# YEAR-BY-YEAR RESULTS

(Results prior to 1988-89 not available)

## 1988-89 • HEAD COACH: KURT SCHUETTE

<u>TOURNAMENT</u>	<u>FINISH</u>	<u>SCORE</u>	<u>TOP PEP FINISHER</u>
USC Southwestern Invitational	9th/9	1,142	Dean Kobane 8th
New Mexico State Coca-Cola Classic	17th/19	920	John Geiberger 31st
<u>Robertson Homes Invitational</u>	<u>11th/16</u>	<u>890</u>	<u>Brad Payne n/a</u>
Pacific Coast Intercollegiate	10th/19	907	Brad Payne n/a
UC San Diego SoCal Intercollegiate	5th/18	620	Kevin Eden T-4th
San Diego State Invitational	T-4th/18	891	Dean Kobane T-7th
San Diego Invitational	3rd/10	627	<b>Mike Murphy 1st</b>
Cal State Stanislaus Invitational	6th/20	929	Dean Kobane n/a
Oregon Duck Invitational	9th/13	906	Dean Kobane n/a
UC Irvine Invitational	9th/18	—	John Geiberger n/a
West Coast Conference Championships	1st/8	892	<b>Dean Kobane 1st</b>
Wolf Pack Classic	3rd/11	906	Eden/Payne n/a



## 1989-90 • HEAD COACH: KURT SCHUETTE

<u>TOURNAMENT</u>	<u>FINISH</u>	<u>SCORE</u>	<u>TOP PEP FINISHER</u>
New Mexico State Coca-Cola Classic	18th/19	+71 935	Brad Payne T-39th
UC Santa Barbara Gaucho Classic	7th/12	944	Kevin Eden T-7th
<u>UCLA Pioneer Electronics Desert Classic</u>	<u>11th/11</u>	<u>+75 915</u>	<u>Brad Payne T-26th</u>
USC Southwestern Invitational	8th/12	880	Kevin Eden T-14th
John Burns Invitational	21st/23	+41 905	Eden/Payne T-65th
Boise State Invitational	<b>1st/11</b>	883	Bob Jacobson 2nd
Oregon Duck Invitational	5th/19	+29 893	John Geiberger T-7th
Pacific Coast Intercollegiate	9th/18	901	John Geiberger T-21st
Fresno State Pepsi-Cola Classic	11th/19	914	Brad Payne T-31st
Stanford Invitational	10th/17	+55 907	John Geiberger T-18th
West Coast Conference Championships	2nd/8	+37 901	Geiberger/Payne T-2nd
Brigham Young Cougar Classic	7th/15	1127	Bob Jacobson T-21st



## 1990-91 • HEAD COACH: KURT SCHUETTE

<u>TOURNAMENT</u>	<u>FINISH</u>	<u>SCORE</u>	<u>TOP PEP FINISHER</u>
New Mexico State Coca-Cola Classic	4th/18	+26 890	John Geiberger T-2nd
Robertson Homes Invitational	10th/15	880	Jeff Gove T-16th
UCLA Pioneer Electronics Desert Classic	11th/12	+52 612	Brad Payne T-10th
<u>San Francisco Invitational</u>	<u>7th/13</u>	<u>+73 925</u>	<u>Todd Andrews T-8th</u>
Pacific Coast Intercollegiate	10th/17	941	John Geiberger T-21st
John Burns Invitational	18th/21	+56 920	John Geiberger T-43rd
San Jose State Western Intercollegiate	T-14th/23	+47 911	Todd Andrews T-15th
Oregon Duck Invitational	7th/19	+50 914	Todd Andrews T-7th
USC Southwestern Invitational	16th/17	924	Gavin Lee T-38th
West Coast Conference Championships	<b>1st/8</b>	+18 882	Brad Payne 2nd



## 1991-92 • HEAD COACH: KURT SCHUETTE

<u>TOURNAMENT</u>	<u>FINISH</u>	<u>SCORE</u>	<u>TOP PEP FINISHER</u>
New Mexico State Coca-Cola Classic	3rd/17	+1 865	Gove/Herne T-3rd
Robertson Homes Invitational	9th/16	+25 877	Todd Andrews 19th
Stanford Invitational	2nd/24	+19 871	<b>Lars Herne 1st</b>
UCLA Pioneer Electronics Desert Classic	T-6th/12	+39 903	Steve Van Alstyne T-11th
<u>San Francisco Invitational</u>	<u>4th/17</u>	<u>+42 894</u>	<u>Todd Andrews 1st</u>
UC San Diego SoCal Intercollegiate	<b>1st/9</b>	+31 607	Geoff Shackelford 2nd
San Diego Invitational	2nd/12	+46 898	<b>Lars Herne 1st</b>
Pacific Coast Intercollegiate	5th/22	876	Todd Andrews T-5th
USC Southwestern Invitational	16th/18	924	Lars Herne T-33rd
San Jose State Western Intercollegiate	16th/18	+43 611	Todd Andrews T-28th
West Coast Conference Championships	<b>1st/8</b>	-9 855	<b>Steve Van Alstyne 1st</b>
NCAA West Regional	T-12th/18	+9 873	Todd Andrews T-6th
NCAA Championships	—	—	Todd Andrews n/a



## 1992-93 • HEAD COACH: KURT SCHUETTE

<u>TOURNAMENT</u>	<u>FINISH</u>	<u>SCORE</u>	<u>TOP PEP FINISHER</u>
Robertson Homes Invitational	3rd/20	+2 866	Todd Andrews T-4th
Stanford Shootout	T-9th/24	-2 850	Todd Andrews T-5th
UCLA Pioneer Electronics Desert Classic	<b>1st/15</b>	922	Lars Herne 2nd
San Francisco Invitational	2nd/12	+35 899	Todd Andrews 4th
<u>IGT/UNLV Rebel Classic</u>	<u>T-12th/15</u>	<u>891</u>	<u>Carson Mooney T-19th</u>
Taylor Made Intercollegiate	9th/17	+37 901	Carson Mooney T-18th
Pacific Coast Intercollegiate	2nd/24	583	Lars Herne T-4th
Fresno State Lexus Golf Classic	4th/18	+22 886	Andrews/Gove T-11th
West Coast Conference Championships	4th/8	929	Lars Herne T-6th
Brigham Young Cougar Classic	4th/15	+6 870	Jeff Gove T-7th
NCAA West Regional	7th/18	+15 879	Jeff Gove T-2nd
NCAA Championships	30th/30	+45 621	Lars Herne n/a





# YEAR-BY-YEAR RESULTS

## 1993-94 • HEAD COACH: KURT SCHUETTE

<u>TOURNAMENT</u>	<u>FINISH</u>	<u>SCORE</u>	<u>TOP PEP FINISHER</u>	
New Mexico/Tucker Invitational	6th/18	+14	878	Marc Mazur T-8th
Robertson Homes Invitational	<b>1st/20</b>	+19	871	Todd Andrews T-3rd
Stanford Shootout	4th/20	+18	870	<b>Kevin Marsh 1st</b>
Aldila/Callaway San Diego State Invitational	3rd/15	+14	878	<b>Kevin Marsh 1st</b>
<u>IGT/UNLV Rebel Classic</u>	<u>3rd/13</u>	<u>+32</u>	<u>896</u>	<u>Michael Walton 6th</u>
PING Arizona Intercollegiate	T-6th/15	+9	861	Kevin Marsh T-2nd
Taylor Made Invitational	T-8th/24	+18	882	Kevin Marsh T-12th
Pacific Coast Intercollegiate	3rd/21	+5	581	Todd Andrews T-3rd
USC Southwestern Invitational	6th/12	+33	885	Todd Andrews T-10th
West Coast Conference Championships	<b>1st/8</b>	+37	901	Michael Walton 2nd
Brigham Young Cougar Classic	4th/15	+15	879	<b>Carson Mooney 1st</b>
NCAA West Regional	T-11th/18	+16	880	Todd Andrews T-4th
NCAA Championships	—	—	—	Todd Andrews n/a



## 1994-95 • HEAD COACH: CODY BARDEN

<u>TOURNAMENT</u>	<u>FINISH</u>	<u>SCORE</u>	<u>TOP PEP FINISHER</u>	
Washington Husky Golf Classic	T-6th/18	+67	931	Marsh/Walton T-13th
Robertson Homes Invitational	<b>1st/22</b>	+3	855	<b>Kevin Marsh 1st</b>
Fresno State Lexus Golf Classic	3rd/19	—	—	Michael Walton T-7th
<u>IGT/UNLV Rebel Classic</u>	<u>T-6th/15</u>	<u>+38</u>	<u>902</u>	<u>Carson Mooney T-5th</u>
PING Arizona Intercollegiate	14th/16	+39	891	Kevin Marsh T-34th
Taylor Made Intercollegiate	T-19th/26	+36	900	Marsh/Mooney T-32nd
Aldila/Callaway Collegiate Golf Classic	12th/18	+76	940	Michael Walton 3rd
USC Southwestern Invitational	15th/16	+75	927	<b>Michael Walton 1st</b>
Pacific Coast Intercollegiate	T-14th/23	+37	901	Michael Walton T-3rd
West Coast Conference Championships	<b>1st/8</b>	+53	917	<b>Kevin Marsh 1st</b>
Stanford U.S. Intercollegiate	5th/27	+13	865	Kevin Marsh T-6th
NCAA West Regional	T-10th/18	+22	886	Michael Walton T-22nd



## 1995-96 • HEAD COACHES: CODY BARDEN / TODD ANDREWS

<u>TOURNAMENT</u>	<u>FINISH</u>	<u>SCORE</u>	<u>TOP PEP FINISHER</u>	
Fresno State Lexus Classic	3rd/20	-4	860	Michael Walton T-2nd
Nike Northwest Classic	3rd/20	+19	883	Carson Mooney T-4th
Robertson Homes Invitational	15th/18	+57	909	Michael Walton T-12th
San Francisco Invitational	<b>1st/16</b>	+31	883	Carson Mooney T-2nd
<u>IGT/UNLV Rebel Classic</u>	<u>T-9th/15</u>	<u>+36</u>	<u>900</u>	<u>Kevin Marsh T-24th</u>
Taylor Made Intercollegiate	T-14th/24	+75	939	Carson Mooney T-9th
Aldila Collegiate Golf Classic	3rd/19	+35	899	Kevin Marsh 2nd
USC Southwestern Invitational	3rd/13	+54	906	Michael Walton T-6th
Pacific Coast Intercollegiate	<b>1st/24</b>	+5	869	Marsh/Walton T-4th
West Coast Conference Championships	<b>1st/8</b>	+12	588	<b>Michael Walton 1st</b>
Stanford U.S. Intercollegiate	2nd/19	+19	871	Michael Walton 8th
NCAA West Regional	4th/18	+21	873	Gore/Marsh T-7th
NCAA Championships	24th/30	+42	618	Marsh/Walton n/a



## 1996-97 • HEAD COACH: JOHN GEIBERGER

<u>TOURNAMENT</u>	<u>FINISH</u>	<u>SCORE</u>	<u>TOP PEP FINISHER</u>	
Oregon State Nike Northwest Classic	T-13th/18	+38	902	Michael Walton T-24th
Pacific Chase Chevrolet Invitational	6th/13	+33	897	Michael Walton T-6th
San Francisco Invitational	8th/14	+64	916	<b>Michael Walton T-8th</b>
Loyola Marymount dual	W	292-315	—	<b>three players T-1st</b>
UCLA Bruin Classic	5th/11	+88	940	Mark Madson T-9th
Mauna Kea Resort	T-6th/15	+35	899	Michael Walton 5th
Big Island Taylor Made Intercollegiate	T-3rd/22	+7	871	Michael Walton 7th
San Diego State Collegiate Golf Classic	T2nd/18	+16	880	Paul Meyer T-4th
Oregon Duck Invitational	5th/14	+28	604	Jason Gore 11th
Pacific Coast Intercollegiate	T-7th/24	+22	886	Jason Gore T-5th
USC Southwestern Invitational	2nd/12	+12	864	<b>Jason Gore 1st</b>
West Coast Conference Championships	<b>1st/8</b>	+27	891	<b>Andy Walker 1st</b>
Stanford U.S. Intercollegiate	9th/20	+23	875	Michael Walton T-6th
NCAA West Regional	9th/18	+8	872	Jason Gore T-14th
NCAA Championships	<b>1st/30</b>	+12	1,148	Jason Gore T-3rd





# YEAR-BY-YEAR RESULTS

## 1997-98 • HEAD COACH: JOHN GEIBERGER

<u>TOURNAMENT</u>	<u>FINISH</u>	<u>SCORE</u>	<u>TOP PEP FINISHER</u>	
NCAA Preview Tournament	15th/15	+40	904	Andy Walker T-27th
Fresno State Lexus Golf Lexus	16th/23	+48	912	Andy Walker T-18th
Rolex Match Play Team Championships	8th/8			—
Golf World Invitational	18th/18	+63	927	Andy Walker T-52nd
PING Arizona Intercollegiate	13th/20	+38	890	Kelly Craig T-34th
Big Island Taylor Made Intercollegiate	11th/25	+21	877	Alex Rodger T-3rd
Golf Digest Invitational	T-13th/15	+25	889	Andy Walker T-24th
USC Southwestern Invitational	T-8th/13	+46	898	Andy Walker 3rd
West Coast Conference Championships	T-4th/8	+17	881	Bobby Rodger T-6th
San Jose State Western Intercollegiate	T-16th/20	+45	897	three Players T-50th
Stanford U.S. Intercollegiate	13th/20	+53	905	Andy Walker T-25th



## 1998-99 • HEAD COACH: JOHN GEIBERGER

<u>TOURNAMENT</u>	<u>FINISH</u>	<u>SCORE</u>	<u>TOP PEP FINISHER</u>	
William H. Tucker Intercollegiate	T-3rd/18	+17	881	Jason Allred 10th
Rams Collegiate Invitational	11th/14	+31	871	Kelly Craig T-15th
Oregon State Northwest Classic	8th/18	+6	870	Charles Whiteley T-17th
Fresno State Lexus Classic	6th/16	+19	883	Michael Beard T-14th
PING Arizona Intercollegiate	8th/19	+26	878	Michael Beard T-10th
Taylor Made Big Island Intercollegiate	T-8th/21	+63	919	Kelly Craig T-13th
USC Southwestern Invitational	4th/13	+23	875	Michael Beard T-5th
Morris Williams Intercollegiate	8th/12	+42	906	Alex Rodger T-19th
West Coast Conference Championships	1st/8	E	864	<b>Kelly Craig 1st</b>
Western Intercollegiate	2nd/18	+39	599	Jason Allred T-3rd
Stanford U.S. Intercollegiate	5th/19	+18	870	<b>Michael Beard 1st</b>
NCAA West Regional	T-10th/18	+29	893	Jason Allred T-36th



## 1999-2000 • HEAD COACH: JOHN GEIBERGER

<u>TOURNAMENT</u>	<u>FINISH</u>	<u>SCORE</u>	<u>TOP PEP FINISHER</u>	
Husky Invitational	9th/10	+25	1,155	Brandon White T-16th
Windon Memorial Classic	15th/15	+62	914	Jason Allred T-27th
<b>Pepperdine STRATA Intercollegiate</b>	4th/12	+26	890	Michael Beard 4th
Golf World Invitational	18th/18	+45	909	Michael Beard T-55th
PING Arizona Intercollegiate	11th/20	+38	890	Michael Beard T-10th
Taylor Made Big Island Intercollegiate	14th/24	+38	894	Jason Allred T-13th
USC Southwestern Invitational	T-4th/14	+22	874	Michael Beard T-3rd
UCSB Intercollegiate	T-10th/19	+61	925	Michael Beard T-11th
Morris Williams Intercollegiate	8th/15	+35	899	Allred/Beard T-11th
Western Intercollegiate	2nd/20	+5	845	<b>Jason Allred 1st</b>
West Coast Conference Championships	1st/8	+3	867	three players T-3rd
Stanford U.S. Intercollegiate	2nd/18	+4	856	Michael Beard 2nd
NCAA West Regional	9th/27	E	864	<b>Michael Beard 1st</b>
NCAA Championships	T-23rd/30	+12	588	Michael Beard n/a



## 2000-01 • HEAD COACH: JOHN GEIBERGER

<u>TOURNAMENT</u>	<u>FINISH</u>	<u>SCORE</u>	<u>TOP PEP FINISHER</u>	
Northwest Collegiate Classic	6th/18	+8	848	Michael Beard T-7th
William H. Tucker Intercollegiate	T-8th/23	+22	886	Kelly Craig T-11th
Husky Invitational	1st/10	+23	1,103	Randy Creighton T-3rd
<b>Pepperdine Spalding Intercollegiate</b>	6th/11	+37	901	Beard/A. Rodger T-7th
<b>The Prestige</b>	2nd/15	-8	856	<b>Michael Beard T-1st</b>
PING Arizona Intercollegiate	7th/20	+20	872	Bobby Rodger T-12th
Taylor Made Intercollegiate	T-19th/24	+86	942	Jason Allred T-37th
USC Southwestern Invitational	15th/15	+47	615	Jason Allred T-35th
Morris Williams Intercollegiate	5th/15	+2	578	Jason Allred 3rd
Western Intercollegiate	T-7th/18	+42	882	Michael Beard T-7th
ASU Thunderbird Invitational	T-10th/22	-3	861	Jason Allred T-6th
West Coast Conference Championships	1st/8	-2	862	<b>Randy Creighton 1st</b>
Perry Maxwell Invitational	T-9th/16	+26	866	Allred/A. Rodger T-21st
NCAA West Regional	14th/27	+26	890	Alex Rodger T-38th



# YEAR-BY-YEAR RESULTS

## 2001-02 • HEAD COACH: JOHN GEIBERGER

<u>TOURNAMENT</u>	<u>FINISH</u>	<u>SCORE</u>	<u>TOP PEP FINISHER</u>
The Ridges Intercollegiate	12th/15	+21 885	Michael Beard T-11th
William H. Tucker Intercollegiate	2nd/20	+6 870	Jason Allred T-4th
Husky Invitational	4th/10	+33 1,113	Randy Creighton T-11th
<b>The Club Glove Intercollegiate</b>	<b>1st/12</b>	<b>+10 874</b>	<b>Jason Allred 1st</b>
<u>The Prestige</u>	<u>10th/20</u>	<u>-1 863</u>	<u>Jason Allred T-15th</u>
PING Arizona Intercollegiate	3rd/20	E 852	Michael Beard T-7th
Taylor Made Waikoloa Intercollegiate	T-11th/24	+23 887	Jason Allred 3rd
USC Southwestern Invitational	T-8th/16	+39 891	Allred/White T-9th
Morris Williams Intercollegiate	2nd/15	+22 886	Randy Creighton 2nd
Border Olympics	4th/17	+4 868	Michael Beard 5th
ASU Thunderbird Invitational	3rd/16	-25 839	Randy Creighton T-4th
West Coast Conference Championships	<b>1st/8</b>	<b>-4 860</b>	<b>Michael Beard 1st</b>
NCAA West Regional	5th/27	+13 877	Jason Allred T-8th
NCAA Championships	8th/30	+10 1,146	Michael Beard T-8th



## 2002-03 • HEAD COACH: JOHN GEIBERGER

<u>TOURNAMENT</u>	<u>FINISH</u>	<u>SCORE</u>	<u>TOP PEP FINISHER</u>
William H. Tucker Intercollegiate	12th/18	+26 890	Michael Putnam T-12th
Sooner Invitational	5th/10	-7 857	Brian O'Flaherty T-9th
<b>The Club Glove Intercollegiate</b>	<b>2nd/12</b>	<b>+5 869</b>	<b>Chris Elliott 3rd</b>
<u>The Prestige at PGA West</u>	<u>3rd/18</u>	<u>+9 873</u>	<u>Chris Elliott T-6th</u>
PING Arizona Intercollegiate	3rd/16	-12 840	Michael Putnam T-19th
Taylor Made Big Island Intercollegiate	T-9th/26	E 856	Michael Putnam T-11th
USC Southwestern Invitational	T-6th/17	+14 866	Michael Putnam T-3rd
Morris Williams Intercollegiate	T-9th/18	+12 876	Randy Creighton T-10th
Oregon Duck Invitational	6th/16	+16 880	Randy Creighton T-11th
National Invitational Tournament	12th/14	+39 903	Randy Creighton T-15th
ASU Thunderbird Invitational	3rd/19	-29 835	Brandon White T-11th
West Coast Conference Championships	<b>1st/8</b>	<b>-6 858</b>	<b>Michael Putnam 1st</b>
NCAA West Regional	13th/27	+33 897	Michael Putnam 2nd
NCAA Championships	—	—	Michael Putnam T-12th



## 2003-04 • HEAD COACH: JOHN GEIBERGER

<u>TOURNAMENT</u>	<u>FINISH</u>	<u>SCORE</u>	<u>TOP PEP FINISHER</u>
William H. Tucker Intercollegiate	10th/18	+26 890	Michael Putnam T-30th
The Adams Cup of Newport	5th/12	+31 895	Michael Putnam T-12th
<b>The Club Glove Intercollegiate</b>	<b>1st/12</b>	<b>+7 871</b>	<b>Michael Putnam 1st</b>
Coca-Cola Tournament of Champions	5th/15	+6 870	Michael Putnam T-14th
<u>The Prestige at PGA West</u>	<u>4th/15</u>	<u>-1 863</u>	<u>Michael Putnam 5th</u>
PING Arizona Intercollegiate	T-8th/15	+11 863	Michael Putnam 2nd
Taylor Made Waikoloa Intercollegiate	10th/20	-2 862	Michael Putnam T-5th
Battle At The Ranch (vs. USC)	L	292-285	<b>Brian O'Flaherty T-1st</b>
USC Cleveland Golf Classic	T-11th/17	+39 891	Michael Putnam T-6th
General Jim Hackler Invitational	<b>1st/19</b>	<b>+6 870</b>	<b>Alex Coe 1st</b>
Morris Williams Intercollegiate	9th/15	+16 880	Randy Creighton T-7th
ASU Thunderbird Invitational	5th/16	-22 842	Randy Creighton T-10th
West Coast Conference Championships	<b>1st/8</b>	<b>+4 868</b>	<b>Michael Putnam 4th</b>
NCAA West Regional	9th/19	+20 884	Michael Putnam T-6th
NCAA Championships	10th/30	+40 1,160	Michael Putnam 4th



## 2004-05 • HEAD COACH: JOHN GEIBERGER

<u>TOURNAMENT</u>	<u>FINISH</u>	<u>SCORE</u>	<u>TOP PEP FINISHER</u>
Gold Rush California Collegiate Showcase	7th/30	+4 868	Michael Putnam T-15th
PING/Golfweek NCAA Preview	10th/15	+37 877	Michael Putnam T-5th
<b>The Club Glove Intercollegiate</b>	<b>1st/12</b>	<b>E 864</b>	<b>Michael Putnam T-2nd</b>
Coca-Cola Tournament of Champions	T-5th/15	+14 866	Michael Putnam T-8th
<u>The Prestige at PGA West</u>	<u>12th/16</u>	<u>+71 935</u>	<u>Alex Coe T-13th</u>
Taylor Made Waikoloa Intercollegiate	14th/21	-29 835	Michael Putnam T-15th
USC Ashworth Invitational	8th/15	+31 883	Michael Putnam 5th
General Jim Hackler Invitational	9th/12	+44 908	Brian O'Flaherty T-10th
Oregon Duck Invitational	7th/16	+9 873	<b>Michael Putnam T-1st</b>
National Invitational Tournament	T-7th/16	-14 850	Michael Putnam T-2nd
ASU Thunderbird Invitational	2nd/16	+9 861	Michael Putnam T-6th
West Coast Conference Championships	<b>1st/8</b>	<b>-18 846</b>	<b>Brian O'Flaherty 2nd</b>
NCAA West Regional	T-10th/27	+24 864	Michael Putnam T-12th
NCAA Championships	—	—	Michael Putnam 2nd



# YEAR-BY-YEAR RESULTS

## 2005-06 • HEAD COACH: JOHN GEIBERGER

<u>TOURNAMENT</u>	<u>FINISH</u>	<u>SCORE</u>	<u>TOP PEP FINISHER</u>
U.S.-Japan Topy Cup	6th/11	+24 888	J.J. Wood T-6th
<b>The Club Glove Intercollegiate</b>	2nd/12	+45 909	Alex Coe 3rd
The Prestige at PGA West	T-5th/18	+16 880	Alex Coe T-13th
<b>The CordeValle Collegiate</b>	10th/16	+14 878	Michael Baird T-23rd
PING Arizona Intercollegiate	T-5th/16	-2 850	Alex Coe T-7th
University of Hawaii-Hilo Invitational	9th/21	+16 868	Alex Coe T-8th
USC Ashworth Invitational	<b>1st/15</b>	+9 861	Adam Porzak T-3rd
General Jim Hackler Invitational	3rd/15	+23 887	<b>Alex Coe 1st</b>
National Invitational Tournament	15th/15	+20 884	J.J. Wood T-16th
Morris Williams Intercollegiate	17th/18	+43 907	Alex Coe T-36th
West Coast Conference Championships	5th/8	+35 899	Michael Baird 12th
NCAA West Regional	T-9th/27	-13 851	Alex Coe T-11th
NCAA Championships	T-22nd/30	+22 886	Alex Coe n/a



## 2006-07 • HEAD COACH: JOHN GEIBERGER

<u>TOURNAMENT</u>	<u>FINISH</u>	<u>SCORE</u>	<u>TOP PEP FINISHER</u>
William H. Tucker Intercollegiate	3rd/21	+13 877	Jesse Barnsley 8th
Bank of Tennessee Intercollegiate	14th/15	+49 913	Eric Shriver T-33rd
<b>The Club Glove Intercollegiate</b>	T-2nd/12	+40 904	Eric Shriver T-8th
The CordeValle Collegiate	10th/17	+3 867	Eric Shriver T-19th
<b>Aloha Purdue Collegiate Invitational</b>	6th/9	+23 863	Colin Wilcox T-11th
PING Arizona Intercollegiate	9th/16	+5 857	Jesse Barnsley T-13th
John Hayt Collegiate	10th/15	+46 910	Colin Wilcox T-8th
USC Intercollegiate	T-8th/15	+31 883	Mason/Shriver T-20th
Georgia State Challenge	W	286-290	<b>Eric Shriver 1st</b>
General Jim Hackler Invitational	14th/18	+25 889	Eric Shriver T-8th
National Invitational Tournament	14th/15	+18 882	Jesse Barnsley T-29th
West Coast Conference Championships	<b>1st/8</b>	+29 893	Eric Shriver 3rd
NCAA West Regional	T-12th/27	-23 841	Carl Smith T-23rd



## 2007-08 • HEAD COACH: JOHN GEIBERGER

<u>TOURNAMENT</u>	<u>FINISH</u>	<u>SCORE</u>	<u>TOP PEP FINISHER</u>
William H. Tucker Intercollegiate	<b>1st/17</b>	E 864	<b>Jesse Barnsley 1st</b>
Husky Invitational	3rd/13	+19 595	Carl Smith T-3rd
The Prestige at PGA West	T-4th/16	+12 876	Jesse Barnsley T-11th
<b>The Club Glove Intercollegiate</b>	<b>1st/12</b>	+41 905	Andrew Putnam 2nd
<b>Turtle Bay Intercollegiate</b>	T-8th/21	-31 833	Andrew Putnam T-3rd
John Hayt Collegiate	T-9th/15	+30 894	Jesse Barnsley 8th
USC Intercollegiate	4th/14	+46 898	Jesse Barnsley T-11th
General Jim Hackler Invitational	10th/15	+57 921	Barnsley/Putnam T-10th
National Invitational Tournament	7th/15	+11 875	Andrew Putnam T-5th
Morris Williams Intercollegiate	10th/15	+46 898	Putnam/Widmar T-11th
West Coast Conference Championships	T-2nd/8	+28 892	Carl Smith T-7th
NCAA West Regional	T-9th/27	+24 888	Eric Shriver T-11th*
NCAA Championships	—	—	Eric Shriver n/a*

\* appearances were later vacated



## 2008-09 • HEAD COACH: JOHN GEIBERGER

<u>TOURNAMENT</u>	<u>FINISH</u>	<u>SCORE</u>	<u>TOP PEP FINISHER</u>
Gopher Invitational	T-6th/12	+23 887	Andrew Putnam T-16th
William H. Tucker Intercollegiate	3rd/16	E 864	Josh Anderson 3rd
The Prestige at PGA West	6th/16	+32 896	Andrew Putnam 4th
UNCG Bridgestone Collegiate	6th/14	+25 889	Josh Anderson T-13th
<b>Turtle Bay Intercollegiate</b>	T-8th/19	+2 866	Josh Anderson T-10th
Arizona Intercollegiate	<b>1st/17</b>	+3 855	Chad Vivolo 4th
USC Intercollegiate	6th/13	+20 872	Andrew Putnam 2nd
General Jim Hackler Invitational	3rd/14	+29 893	Andrew Putnam T-6th
Oregon Duck Invitational	6th/13	+29 893	Andrew Putnam 4th
Morris Williams Intercollegiate	7th/18	+54 906	Andrew Putnam T-19th
West Coast Conference Championships	T-3rd/8	+2 866	Josh Anderson T-8th
Stanford U.S. Intercollegiate	7th/17	+5 845	Andrew Putnam T-13th
NCAA South Central Regional	12th/13	+77 941	Josh Anderson T-5th





# YEAR-BY-YEAR RESULTS

## 2009-10 • HEAD COACH: JOHN GEIBERGER

<u>TOURNAMENT</u>	<u>FINISH</u>	<u>SCORE</u>		<u>TOP PEP FINISHER</u>
William H. Tucker Intercollegiate	T-5th/17	+5	869	Josh Anderson T-9th
Rees Jones Intercollegiate	T-4th/12	+47	911	Shane Mason T-4th
The Prestige at PGA West	7th/13	+16	880	Andrew Putnam 6th
<b>David Toms Intercollegiate</b>	7th/14	+2	854	Andrew Putnam T-17th
Arizona Intercollegiate	6th/14	-5	847	Mason/Putnam T-24th
USC Collegiate Invitational	T-4th/14	-1	851	Mason/Putnam T-22nd
Fresno Lexus Classic	6th/16	+29	1,094	Andrew Putnam T-5th
General Hackler Championship	4th/12	+30	894	<b>Josh Anderson T-1st</b>
Morris Williams Intercollegiate	10th/15	+55	907	Carl Smith T-26th
Stanford U.S. Intercollegiate	T-8th/20	+15	855	Andrew Putnam T-8th
West Coast Conference Championships	<b>1st/8</b>	+23	887	Carl Smith 2nd
NCAA South Central Regional	7th/14	+13	877	Anderson/Putnam T-17th



## 2010-11 • HEAD COACH: JOHN GEIBERGER

<u>TOURNAMENT</u>	<u>FINISH</u>	<u>SCORE</u>		<u>TOP PEP FINISHER</u>
Husky Invitational	<b>1st/14</b>	-17	847	<b>Josh Anderson 1st</b>
William H. Tucker Intercollegiate	6th/16	+22	886	<b>Andrew Putnam T-1st</b>
The Prestige at PGA West	T-8th/15	+27	891	Johnny Mac Arthur T-11th
<b>UNCG Bridgestone Collegiate</b>	8th/14	+3	867	Andrew Putnam T-16th
Arizona Intercollegiate	2nd/16	+15	867	<b>Andrew Putnam 1st</b>
USC Collegiate Invitational	10th/15	+26	878	Josh Anderson T-8th
General Hackler Championship	5th/17	+33	897	Andrew Putnam 3rd
Oregon Duck Invitational	7th/15	+19	883	Josh Anderson T-7th
Morris Williams Intercollegiate	8th/14	+64	916	Johnny Mac Arthur 8th
ASU Thunderbird Invitational	7th/13	+13	865	Johnny Mac Arthur T-9th
West Coast Conference Championships	2nd/8	+2	866	Andrew Putnam T-4th
NCAA Southwest Regional	T-4th/14	-8	844	Josh Anderson T-7th
NCAA Championships	25th/30	+55	919	Andrew Putnam T-38th



## 2011-12 • HEAD COACH: JOHN GEIBERGER

<u>TOURNAMENT</u>	<u>FINISH</u>	<u>SCORE</u>		<u>TOP PEP FINISHER</u>
Husky Invitational	4th/6	+16	304	Josh Anderson T-2nd
The Prestige at PGA West	15th/16	+14	878	Johnny Mac Arthur T-39th
Windon Memorial Classic	9th/17	+27	867	Johnny Mac Arthur T-12th
<b>UNCG Bridgestone Collegiate</b>	T-10th/15	+18	594	Josh Anderson T-5th
Arizona Intercollegiate	4th/12	+9	861	Johnny Mac Arthur T-3rd
Folino Invitational	2nd/10	+17	881	<b>Parker Page T-1st</b>
<b>North Ranch Intercollegiate</b>	7th/14	+64	904	Josh Anderson T-4th
General Hackler Championship	13th/15	+81	933	Josh Anderson T-14th
Barona Collegiate Cup	10th/16	+12	1,092	Josh Anderson T-2nd
Stanford U.S. Intercollegiate	14th/17	+60	900	Josh Anderson T-32nd
ASU Thunderbird Invitational	9th/17	+15	867	Josh Anderson T-8th
West Coast Conference Championships	7th/8	+24	888	Johnny Mac Arthur T-12th
NCAA West Regional	—	—	—	<b>Josh Anderson 1st</b>
NCAA Championships	—	—	—	Josh Anderson T-37th



## 2012-13 • HEAD COACH: MICHAEL BEARD

<u>TOURNAMENT</u>	<u>FINISH</u>	<u>SCORE</u>		<u>TOP PEP FINISHER</u>
Husky Invitational	12th/15	+51	915	Parker Page T-28th
William H. Tucker Intercollegiate	14th/14	+54	918	Johnny Mac Arthur T-33rd
Bank of Tennessee Intercollegiate	13th/13	+26	890	three tied T-50th
<b>Warrior Wave Princeville Intercollegiate</b>	5th/16	+3	867	<b>Frederick Wedel T-5th</b>
Arizona Intercollegiate	9th/15	+32	884	Jeremy Sanders T-18th
The Prestige at PGA West	14th/15	+49	901	Jeremy Sanders T-37th
<b>North Ranch Intercollegiate</b>	3rd/12	+23	875	Frederick Wedel T-4th
San Diego Classic	10th/14	+32	896	Jeremy Sanders T-25th
U.S. Intercollegiate	17th/18	+32	872	Nick Thomas T-44th
ASU Thunderbird Invitational	11th/18	+16	868	Frederick Wedel T-23rd
West Coast Conference Championships	6th/8	+17	881	Cody McManus T-13th

(Note: Michael Beard took over as head coach prior to the spring season.)





# PEPPERDINE-HOSTED TOURNAMENTS

## 1999 STRATA INVITATIONAL

**Saticoy Country Club • Somis, Calif.**  
**October 11-12 • Par 72 • 12 Teams**

### TEAM

1st	Texas A&M.....	290-295-299	—	884	(+20)
4th	Pepperdine.....	292-296-302	—	890	(+26)

### INDIVIDUAL

1st	Scott Piercy, SDSU.....	74-68-72	—	214	(-2)
4th	Michael Beard, Pepp.....	73-72-71	—	216	(E)

## 2000 SPAULDING INVITATIONAL

**Saticoy Country Club • Somis, Calif.**  
**October 9-10 • Par 72 • 11 Teams**

### TEAM

1st	New Mexico.....	292-289-298	—	879	(+15)
6th	Pepperdine.....	297-296-308	—	901	(+37)

### INDIVIDUAL

1st	Rob Kortan, New Mexico.....	73-71-72	—	216	(E)
T-7th	Michael Beard, Pepp.....	72-71-79	—	222	(+6)
T-7th	Alex Rodger, Pepp.....	65-77-80	—	222	(+6)

## 2001 CLUB GLOVE INTERCOLLEGIATE

**Saticoy Country Club • Somis, Calif.**  
**October 8-9 • Par 72 • 12 Teams**

### TEAM

1st	Pepperdine.....	292-288-294	—	874	(+10)
2nd	Fresno State.....	297-305-289	—	891	(+27)

### INDIVIDUAL

1st	Jason Allred, Pepp.....	74-67-75	—	216	(E)
2nd	Jonathan Echols, Fresno St....	74-72-72	—	218	(+2)

## 2002 CLUB GLOVE INTERCOLLEGIATE

**Saticoy Country Club • Somis, Calif.**  
**October 7-8 • Par 72 • 12 Teams**

### TEAM

1st	UC Irvine.....	287-294-287	—	868	(+4)
2nd	Pepperdine.....	283-293-293	—	869	(+5)

### INDIVIDUAL

1st	Jeff Coburn, UC Irvine.....	69-72-70	—	211	(-5)
3rd	Chris Elliott, Pepp.....	77-68-69	—	214	(-2)

## 2003 CLUB GLOVE INTERCOLLEGIATE

**Saticoy Country Club • Somis, Calif.**  
**October 6-7 • Par 72 • 12 Teams**

### TEAM

1st	Pepperdine.....	280-291-300	—	871	(+7)
2nd	Arizona State.....	295-294-293	—	882	(+18)

### INDIVIDUAL

*1st	Michael Putnam, Pepp.....	67-73-75	—	215	(-1)
2nd	David Inglis, Tulsa.....	70-74-71	—	215	(-1)

## 2004 CLUB GLOVE INTERCOLLEGIATE

**Saticoy Country Club • Somis, Calif.**  
**October 11-12 • Par 72 • 12 Teams**

### TEAM

1st	Pepperdine.....	289-284-291	—	864	(E)
2nd	Coastal Carolina.....	288-291-292	—	871	(+7)

### INDIVIDUAL

1st	Colt Knost, SMU.....	75-69-68	—	212	(-4)
T-2nd	Michael Putnam, Pepp.....	67-70-77	—	214	(-2)

## 2005 CLUB GLOVE INTERCOLLEGIATE

**Saticoy Country Club • Somis, Calif.**  
**October 3-4 • Par 72 • 12 Teams**

### TEAM

1st	San Diego State.....	292-301-300	—	893	(+29)
2nd	Pepperdine.....	293-310-306	—	909	(+45)

### INDIVIDUAL

*1st	David Palm, SDSU.....	68-75-77	—	220	(+4)
3rd	Alex Coe, Pepp.....	74-75-73	—	222	(+6)

## 2006 CLUB GLOVE INTERCOLLEGIATE

**Saticoy Country Club • Somis, Calif.**  
**October 23-24 • Par 72 • 12 Teams**

### TEAM

1st	Lamar.....	296-298-299	—	893	(+29)
T-2nd	Pepperdine.....	291-308-305	—	904	(+40)

### INDIVIDUAL

1st	Charlie Beljan, New Mexico..	71-76-71	—	218	(+2)
T-8th	Eric Shriver, Pepp.....	76-76-73	—	225	(+9)

## 2007 CLUB GLOVE INTERCOLLEGIATE

**Saticoy Country Club • Somis, Calif.**  
**October 22-23 • Par 72 • 12 Teams**

### TEAM

1st	Pepperdine.....	300-306-299	—	905	(+41)
2nd	Loyola Marymount.....	304-310-301	—	915	(+51)

### INDIVIDUAL

1st	Joel Sjöholm, Ga. State....	73-72-80	—	225	(+9)
2nd	Andrew Putnam, Pepp....	71-82-73	—	226	(+10)

## 2012 NORTH RANCH

### INTERCOLLEGIATE

**North Ranch Country Club • Westlake Village, Calif.**  
**February 27-28 • Par 70 • 14 Teams**

### TEAM

1st	San Diego State.....	281-292-291	—	864	(+24)
7th	Pepperdine.....	289-308-307	—	904	(+64)

### INDIVIDUAL

1st	Matt Hoffenberg, SDSU....	66-73-73	—	212	(+2)
T-4th	Josh Anderson, Pepp.....	69-72-75	—	216	(+6)

## 2012 WARRIOR WAVE PRINCEVILLE

### INTERCOLLEGIATE

**Makai Golf Club • Princeville, Kauai, Hawaii**  
**November 5-7 • Par 72 • 16 Teams**  
*(co-hosted with Hawaii)*

### TEAM

1st	Baylor.....	287-280-279	—	846	(-18)
5th	Pepperdine.....	291-285-291	—	867	(+3)

### INDIVIDUAL

1st	Albin Choi, NCSU.....	69-68-69	—	206	(-10)
T-5th	Frederick Wedel, Pepp.....	69-72-70	—	211	(-5)

## 2013 NORTH RANCH

### INTERCOLLEGIATE

**North Ranch Country Club • Westlake Village, Calif.**  
**February 25-26 • Par 71 • 12 Teams**  
*(co-hosted with USC)*

### TEAM

1st	USC.....	285-279-299	—	863	(+11)
3rd	Pepperdine.....	292-282-301	—	875	(+23)

### INDIVIDUAL

1st	Yi Keun Chang, USC.....	70-68-73	—	211	(-2)
T-4th	Frederick Wedel, Pepp.....	74-68-74	—	216	(+3)





**PEPPERDINE**  
**GOLF**

