



*Weekly Nanos Party Power Index Tracking  
(period ending May 23<sup>rd</sup>, 2014)  
released May 28<sup>th</sup>, 2014*

# Weekly Nanos Party Power Index



## Federal Liberals score the highest on the Nanos Party Power Index (Released 05/28/2014)

The weekly Nanos federal party tracking had the Liberals at 57 points out of 100, followed by the Conservatives at 52 points, the NDP at 50 points and the Green Party at 34 points respectively. Index scores are based on a compilation of a basket of political goods including vote consideration, preferred PM, leader evaluation and ranked party preferences.

On the preferred PM measure Trudeau and Harper are locked at 30 percent followed by Mulcair at 17 percent, May at 7 percent, Bellavance at 2 percent and the rest were unsure.

Canadians are still more likely to consider voting for the federal Liberals compared to other federal parties. When independent questions were asked for each federal party, 55 percent of Canadians said they would consider voting Liberal, 45 percent would consider voting NDP, 43 percent would consider voting Conservative and 26 percent would consider voting for the Green Party of Canada.

Readers should note that with 10 months of weekly tracking, Nanos is now calculating highs, lows and averages for the key Nanos tracking variables in the public domain. This will allow our subscribers and clients to better contextualize the data.

# Party Power Index



The Nanos Party Power Index Tracking for Canada is based on a composite of the following public opinion measures: the national ballot, which party individuals would consider voting for, the top two choices for Prime Minister, and whether each party leader has good leadership qualities.

Contact: Nik Nanos  
Ottawa: (613) 234-4666 x 237  
Washington DC: (202) 697-9924  
nnanos@nanosresearch.com



Download our app to get the latest Nanos Numbers streamed to your iPhone.

## Data Summary

	This Week	Last Week	4 Weeks Ago	3 Months Ago	9 Months Ago (Aug 2013)	9 Month High	9 Month Low	9 Month Average
<b>Canada Party Power Index</b>								
Liberal	56.8	56.0	55.0	55.8	57.2	59.0	53.7	56.4
Conservative	51.7	52.0	50.8	50.3	50.8	53.7	48.4	50.6
NDP	49.7	49.3	48.7	49.7	48.2	50.6	46.3	49.0
Green	33.5	33.5	33.8	32.7	34.0	34.5	30.3	32.7
Bloc	27.7	27.9	28.9	26.1	28.8	29.2	25.0	27.3
<b>Party Consider</b>								
Liberal	55.4%	55.5%	51.0%	47.9%	50.2%	55.5%	47.2%	50.4%
Conservative	42.8%	44.0%	38.9%	38.1%	38.1%	44.0%	36.4%	39.3%
NDP	45.1%	44.6%	42.9%	40.6%	41.6%	45.5%	37.9%	41.6%
Bloc	31.3%	33.2%	33.7%	35.2%	44.0%	44.0%	22.4%	32.7%
Green	26.2%	26.7%	27.9%	28.1%	27.3%	30.0%	22.7%	26.5%
<b>Preferred Prime Minister</b>								
Trudeau	30.0%	26.7%	26.3%	29.2%	31.5%	33.0%	25.8%	29.3%
Harper	29.9%	31.0%	28.6%	27.8%	28.2%	31.0%	25.2%	28.4%
Mulcair	16.7%	19.1%	19.4%	18.7%	15.4%	20.5%	15.4%	18.1%
Bellavance	1.7%	2.1%	2.3%	1.6%	2.3%	2.6%	0.9%	1.7%
May	6.6%	6.4%	6.0%	4.6%	6.0%	6.6%	3.7%	5.1%
Unsure	15.2%	14.7%	17.3%	18.1%	15.9%	20.2%	14.0%	17.3%

# About the Index



## *Weekly Nanos Party Power Index*

Since voters are not actually able to make a choice between elections, it is interesting to think about party strength and support more broadly. The Nanos Party Power Index fills this need by incorporating more information than just current vote preference.

The Nanos Party Power Index is a weekly composite measurement of federal party brands based on four questions about the federal parties and their leadership. The questions include:

- a ballot question that captures the 1<sup>st</sup> and 2<sup>nd</sup> vote preferences;
- a measure of whether the respondent would consider voting for the party;
- the 1<sup>st</sup> and 2<sup>nd</sup> preferences for Prime Minister of the current federal leaders; and,
- whether the respondent believes each current leader has the quality to be a good leader.

**The views of 1,000 respondents are compiled into a diffusion brand index for each party that goes from 0 to 100, where 0 means that the party has no brand strength and 100 means it has maximum brand strength. A score above 50 is an indication of brand strength for the party and its leader at this time.**

**The important factors in this weekly tracking include the direction of the brand strength or weakness and also the brand strength of one federal party relative to another.**

# Party Power Index



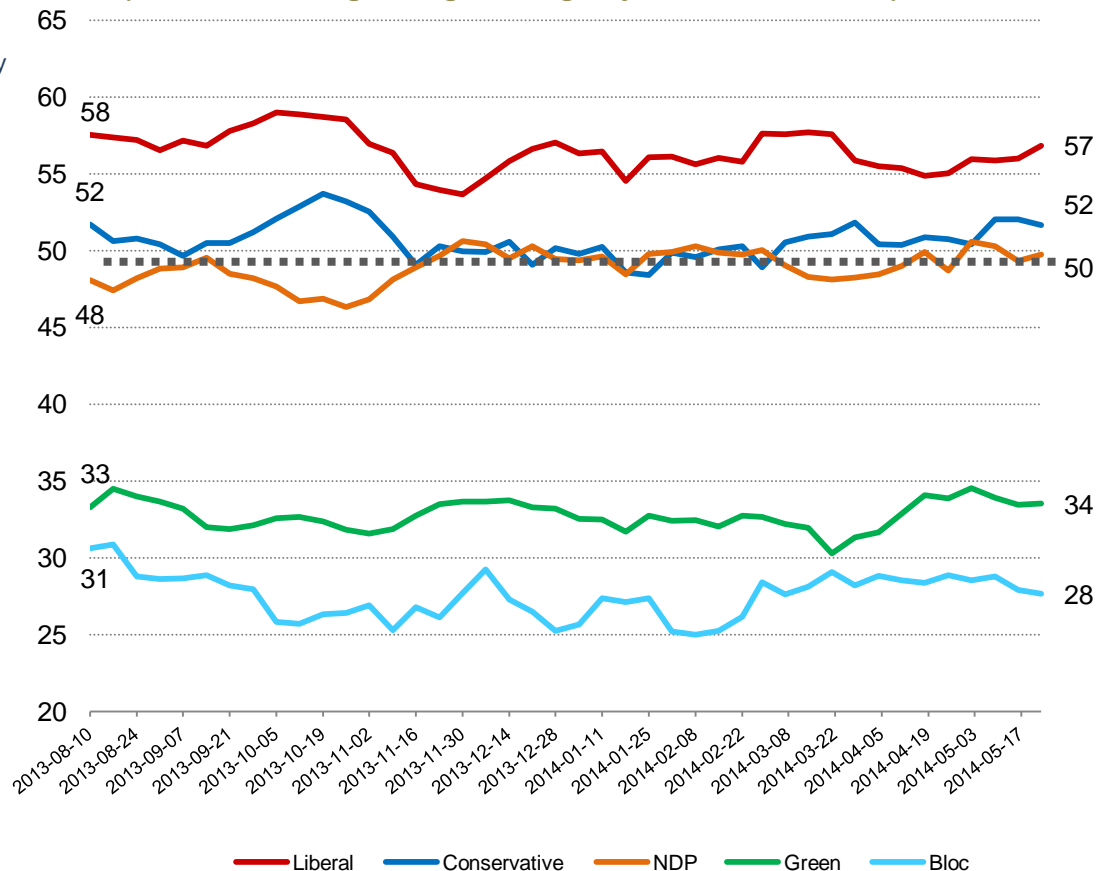
The Nanos Party Power Index Tracking for Canada is based on a composite of the following public opinion measures: the national ballot, which party individuals would consider voting for, the top two choices for Prime Minister, and whether each party leader has good leadership qualities.

Contact: Nik Nanos  
Ottawa: (613) 234-4666 x 237  
Washington DC: (202) 697-9924  
nnanos@nanosresearch.com



Download our app to get the latest Nanos Numbers streamed to your iPhone.

**Canada Weekly Index Tracking Scores**  
(Four week rolling average ending May 23<sup>rd</sup>, 2014, n=1,000)







## *Party Power Index Tracking by Region*

# Party Power Index



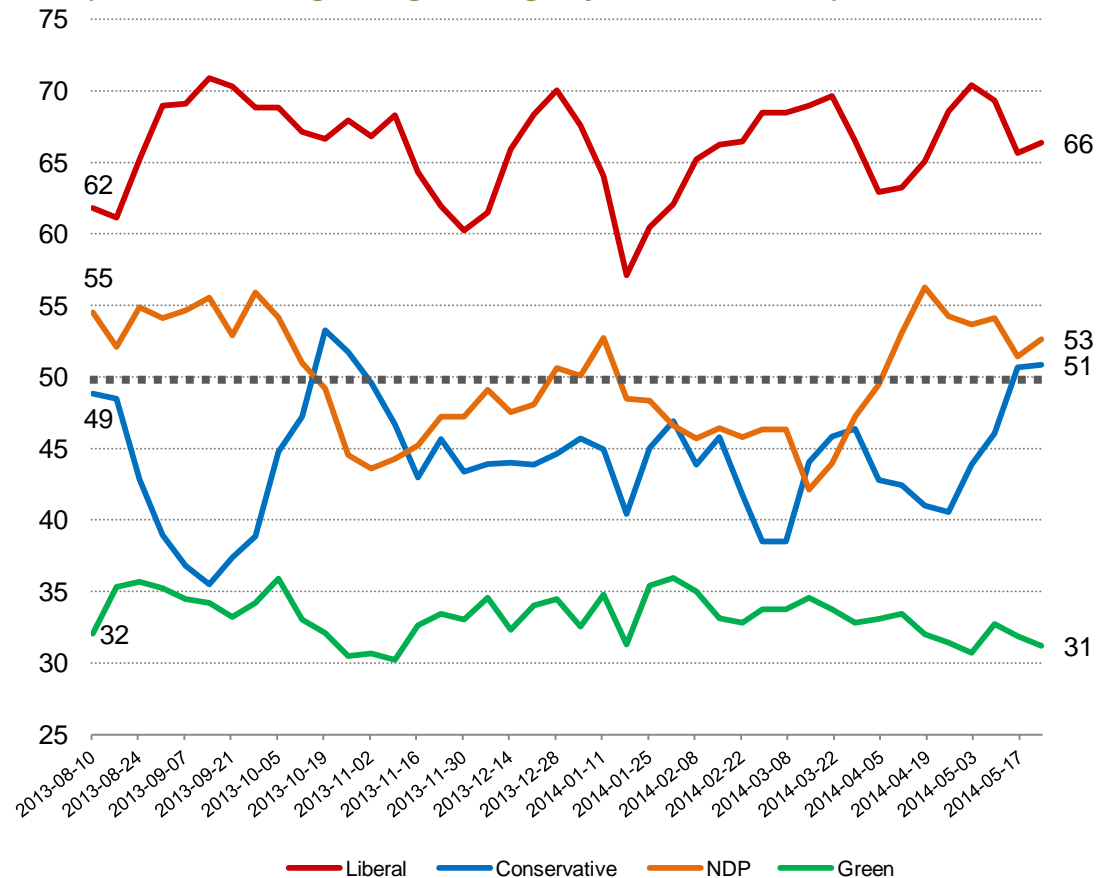
The Nanos Party Power Index Tracking for the Atlantic is based on a composite of the following public opinion measures: the national ballot, which party individuals would consider voting for, the top two choices for Prime Minister, and whether each party leader has good leadership qualities. There are wider margins of accuracy for regional subsamples.

Contact: Nik Nanos  
Ottawa: (613) 234-4666 x 237  
Washington DC: (202) 697-9924  
nnanos@nanosresearch.com



Download our app to get the latest Nanos Numbers streamed to your iPhone.

## Atlantic Weekly Index Tracking Scores (Four week rolling average ending May 23<sup>rd</sup>, 2014, n=100)





# Party Power Index



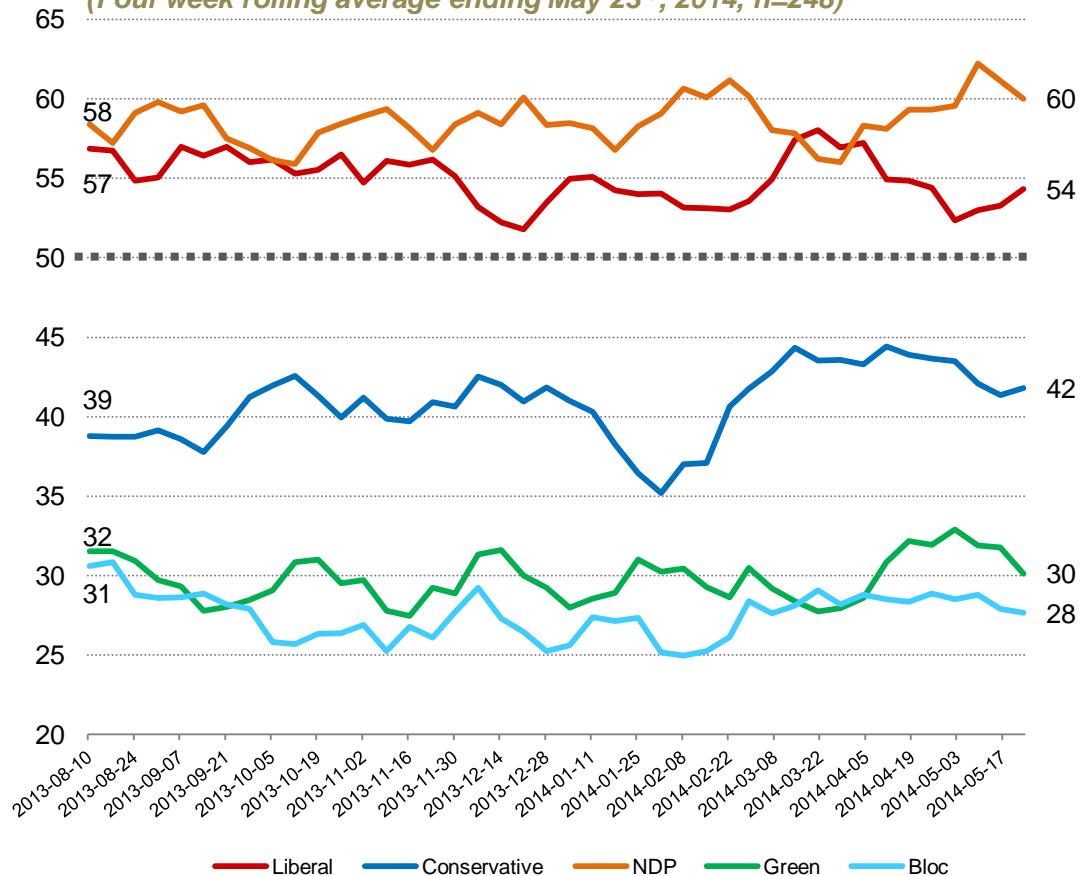
The Nanos Party Power Index Tracking for Quebec is based on a composite of the following public opinion measures: the national ballot, which party individuals would consider voting for, the top two choices for Prime Minister, and whether each party leader has good leadership qualities. There are wider margins of accuracy for regional subsamples.

Contact: Nik Nanos  
 Ottawa: (613) 234-4666 x 237  
 Washington DC: (202) 697-9924  
[nnanos@nanosresearch.com](mailto:nnanos@nanosresearch.com)



Download our app to get the latest Nanos Numbers streamed to your iPhone.

**Quebec Weekly Index Tracking Scores**  
 (Four week rolling average ending May 23<sup>rd</sup>, 2014, n=248)





# Party Power Index



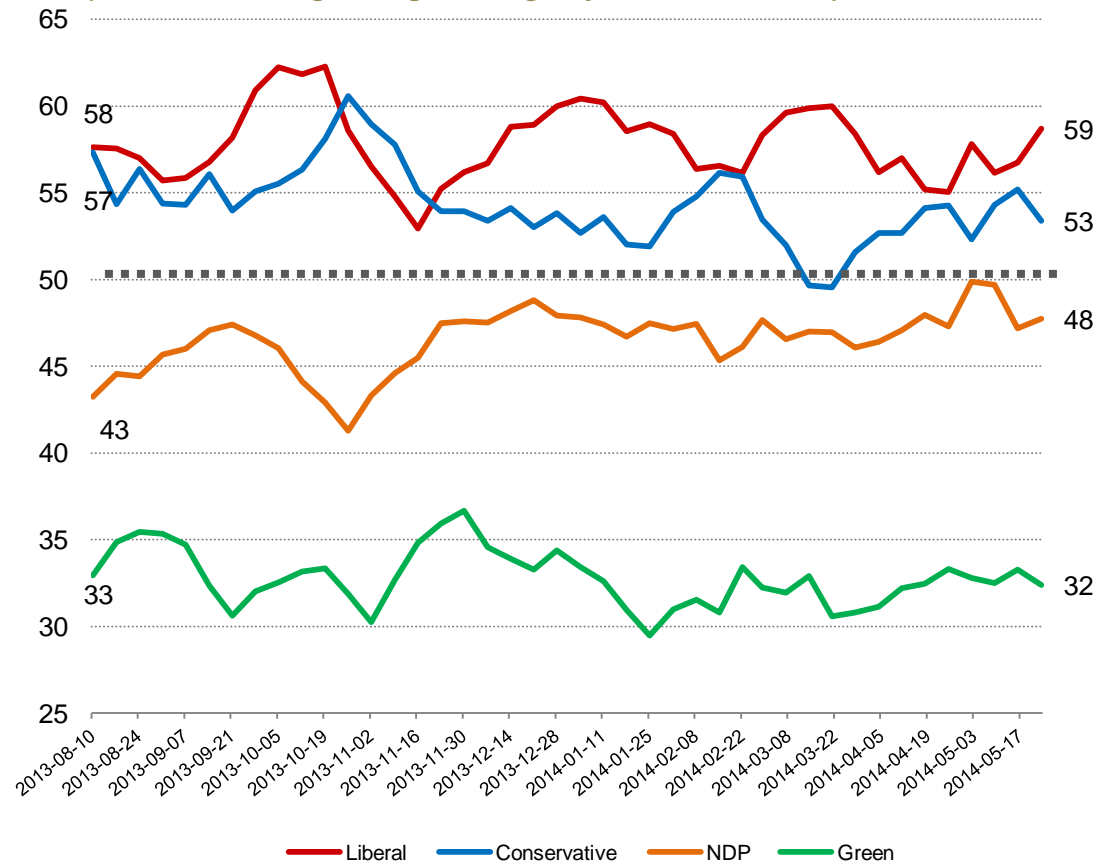
The Nanos Party Power Index Tracking for Ontario is based on a composite of the following public opinion measures: the national ballot, which party individuals would consider voting for, the top two choices for Prime Minister, and whether each party leader has good leadership qualities. There are wider margins of accuracy for regional subsamples.

Contact: Nik Nanos  
Ottawa: (613) 234-4666 x 237  
Washington DC: (202) 697-9924  
nnanos@nanosresearch.com



Download our app to get the latest Nanos Numbers streamed to your iPhone.

## Ontario Weekly Index Tracking Scores (Four week rolling average ending May 23<sup>rd</sup>, 2014, n=300)



# Party Power Index



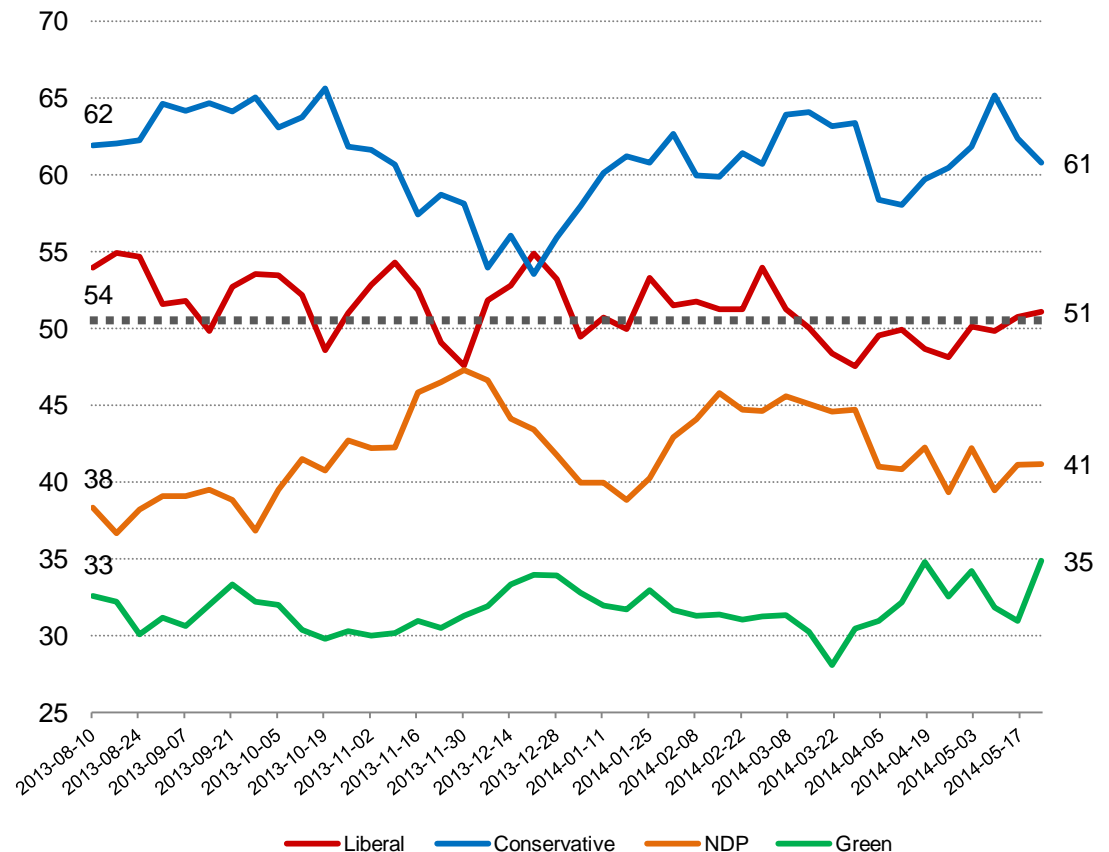
The Nanos Party Power Index Tracking for the Prairies is based on a composite of the following public opinion measures: the national ballot, which party individuals would consider voting for, the top two choices for Prime Minister, and whether each party leader has good leadership qualities. There are wider margins of accuracy for regional subsamples.

Contact: Nik Nanos  
Ottawa: (613) 234-4666 x 237  
Washington DC: (202) 697-9924  
nnanos@nanosresearch.com



Download our app to get the latest Nanos Numbers streamed to your iPhone.

## *Prairies Weekly Index Tracking Scores (Four week rolling average ending May 23<sup>rd</sup>, 2014, n=200)*



# Party Power Index



The Nanos Party Power Index Tracking for BC is based on a composite of the following public opinion measures: the national ballot, which party individuals would consider voting for, the top two choices for Prime Minister, and whether each party leader has good leadership qualities. There are wider margins of accuracy for regional subsamples.

Contact: Nik Nanos

Ottawa: (613) 234-4666 x 237

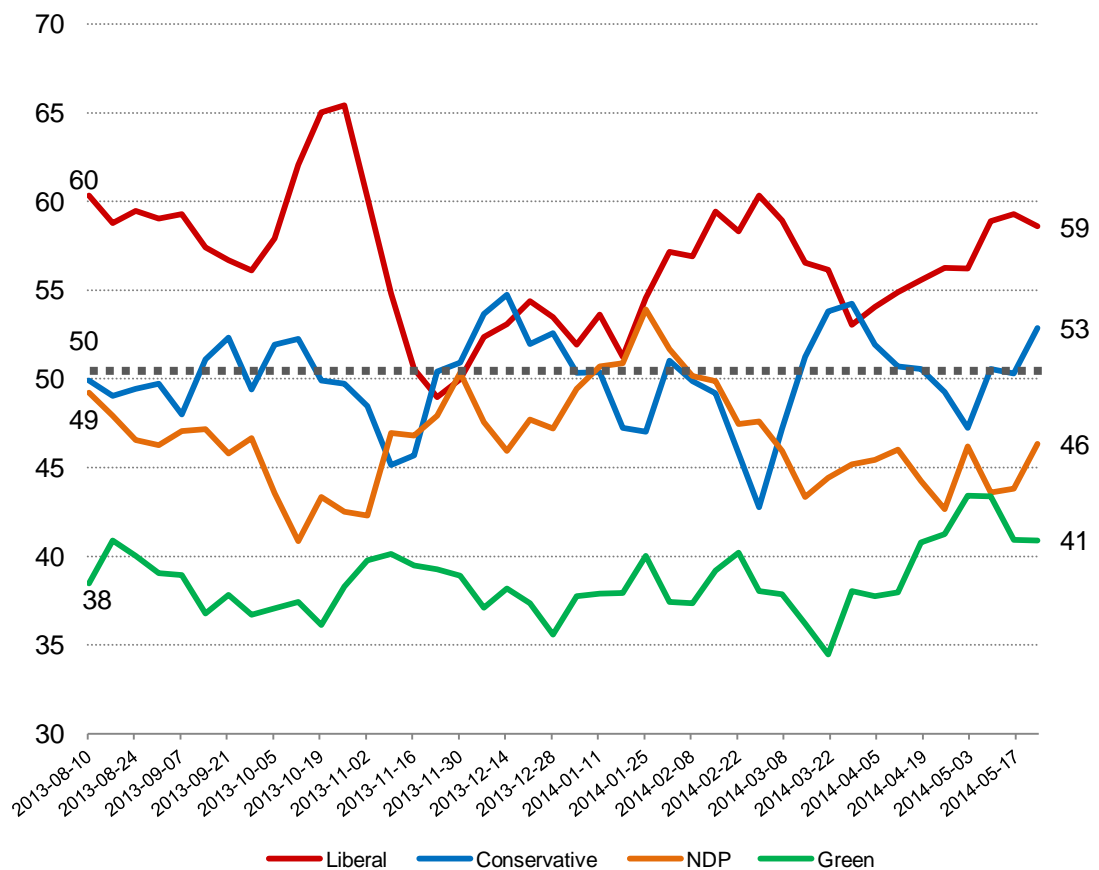
Washington DC: (202) 697-9924

[nnanos@nanosresearch.com](mailto:nnanos@nanosresearch.com)



Download our app to get the latest Nanos Numbers streamed to your iPhone.

## *British Columbia Weekly Index Tracking Scores (Four week rolling average ending May 23<sup>rd</sup>, 2014, n=152)*





## *Party Power Index Tracking by Age*



# Party Power Index



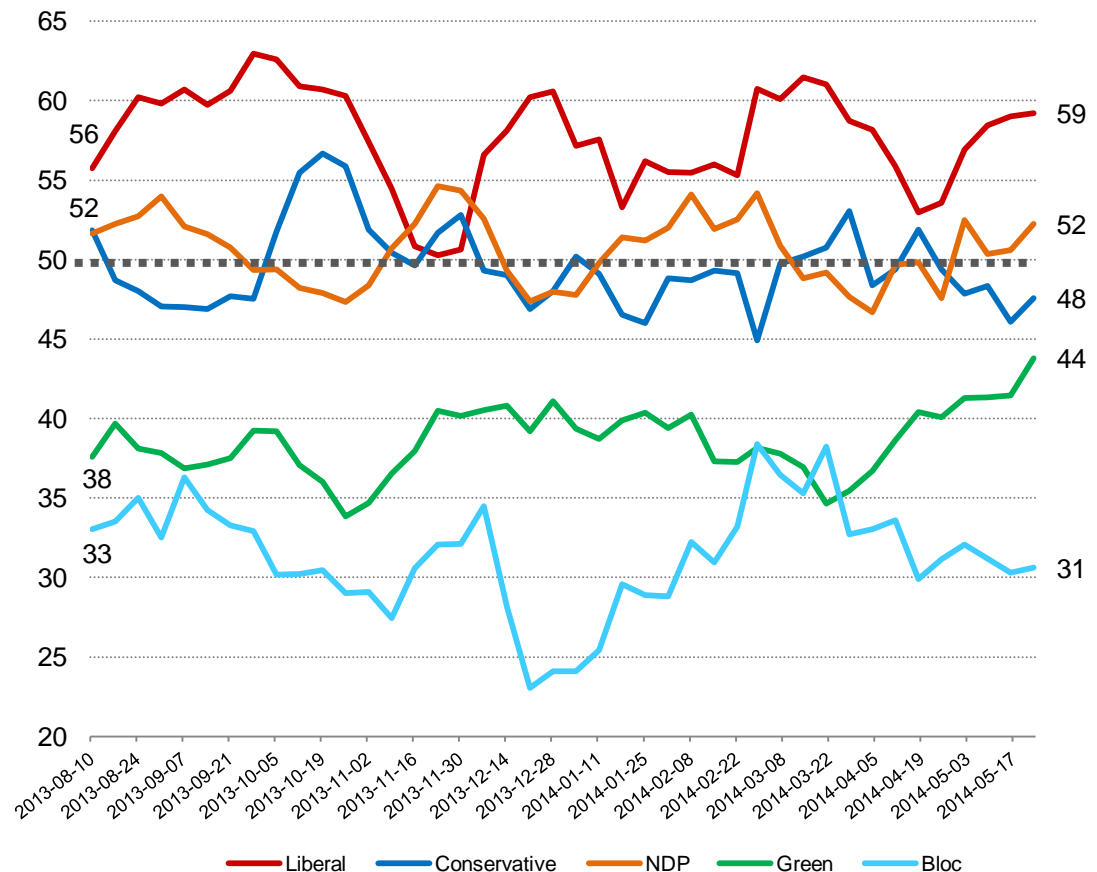
The Nanos Party Power Index Tracking for the 18 to 29 age group is based on a composite of the following public opinion measures: the national ballot, which party individuals would consider voting for, the top two choices for Prime Minister, and whether each party leader has good leadership qualities. There are wider margins of accuracy for age subsamples.

Contact: Nik Nanos  
Ottawa: (613) 234-4666 x 237  
Washington DC: (202) 697-9924  
nnanos@nanosresearch.com



Download our app to get the latest Nanos Numbers streamed to your iPhone.

**18 to 29 Weekly Index Tracking Scores**  
(Four week rolling average ending May 23<sup>rd</sup>, 2014, n=205)



# Party Power Index



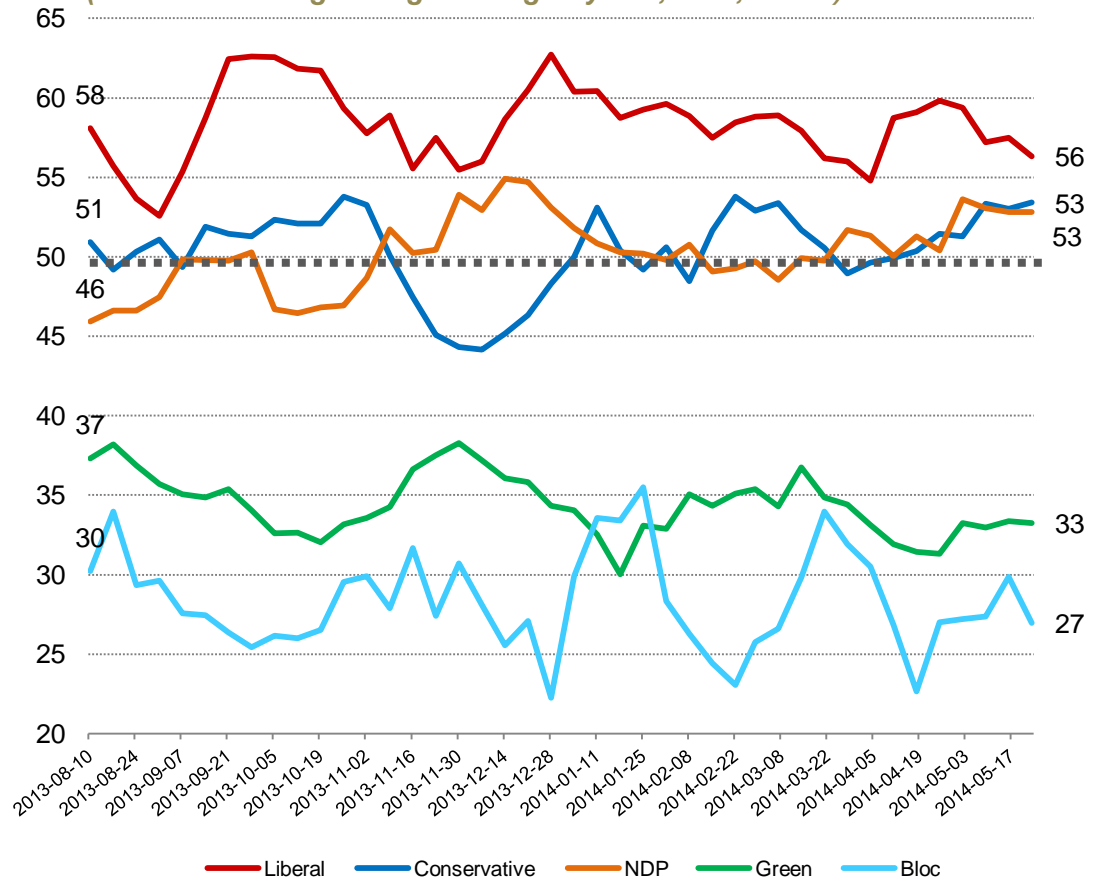
The Nanos Party Power Index Tracking for the 30 to 39 age group is based on a composite of the following public opinion measures: the national ballot, which party individuals would consider voting for, the top two choices for Prime Minister, and whether each party leader has good leadership qualities. There are wider margins of accuracy for age subsamples.

Contact: Nik Nanos  
Ottawa: (613) 234-4666 x 237  
Washington DC: (202) 697-9924  
nnanos@nanosresearch.com



Download our app to get the latest Nanos Numbers streamed to your iPhone.

## 30 to 39 Weekly Index Tracking Scores (Four week rolling average ending May 23<sup>rd</sup>, 2014, n=169)



# Party Power Index



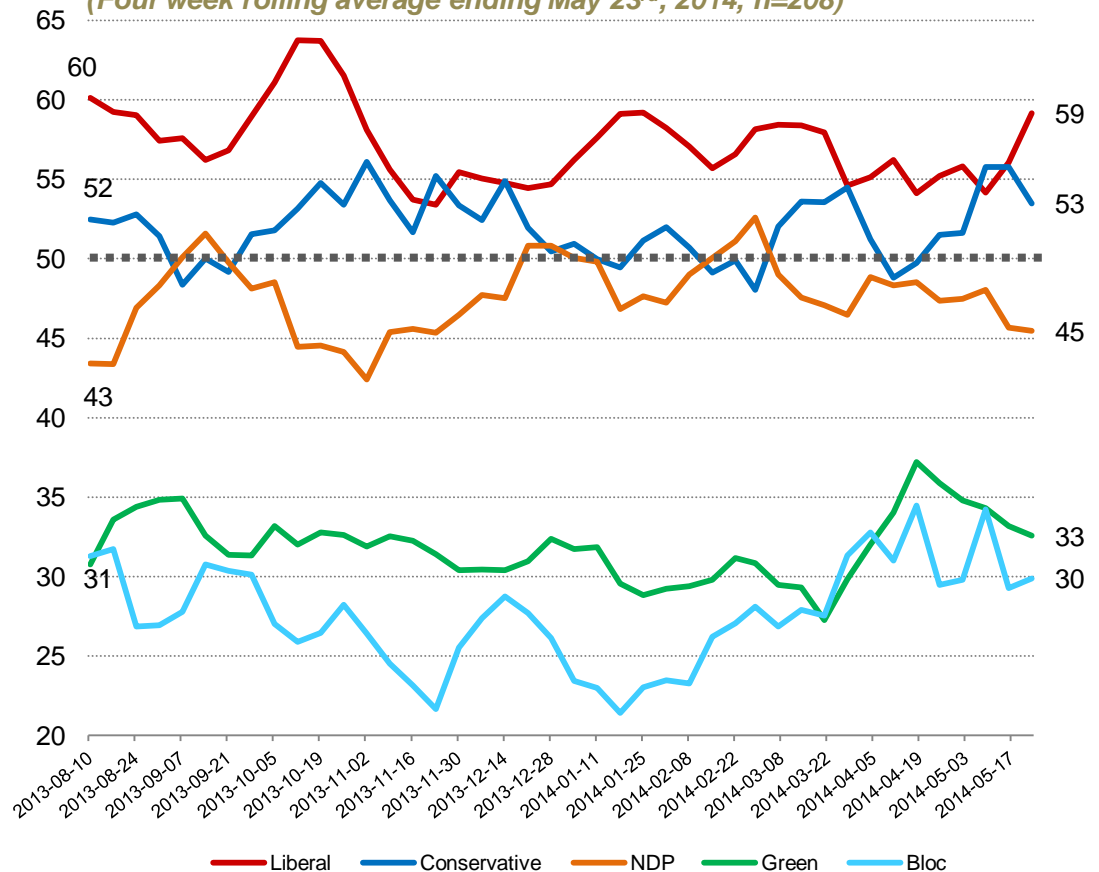
The Nanos Party Power Index Tracking for the 40 to 49 age group is based on a composite of the following public opinion measures: the national ballot, which party individuals would consider voting for, the top two choices for PM, and whether each party leader has good leadership qualities. There are wider margins of accuracy for age subsamples.

Contact: Nik Nanos  
Ottawa: (613) 234-4666 x 237  
Washington DC: (202) 697-9924  
nnanos@nanosresearch.com



Download our app to get the latest Nanos Numbers streamed to your iPhone.

## 40 to 49 Weekly Index Tracking Scores (Four week rolling average ending May 23<sup>rd</sup>, 2014, n=208)



# Party Power Index



The Nanos Party Power Index Tracking for the 50 to 59 age group is based on a composite of the following public opinion measures: the national ballot, which party individuals would consider voting for, the top two choices for Prime Minister, and whether each party leader has good leadership qualities. There are wider margins of accuracy for age subsamples.

Contact: Nik Nanos

Ottawa: (613) 234-4666 x 237

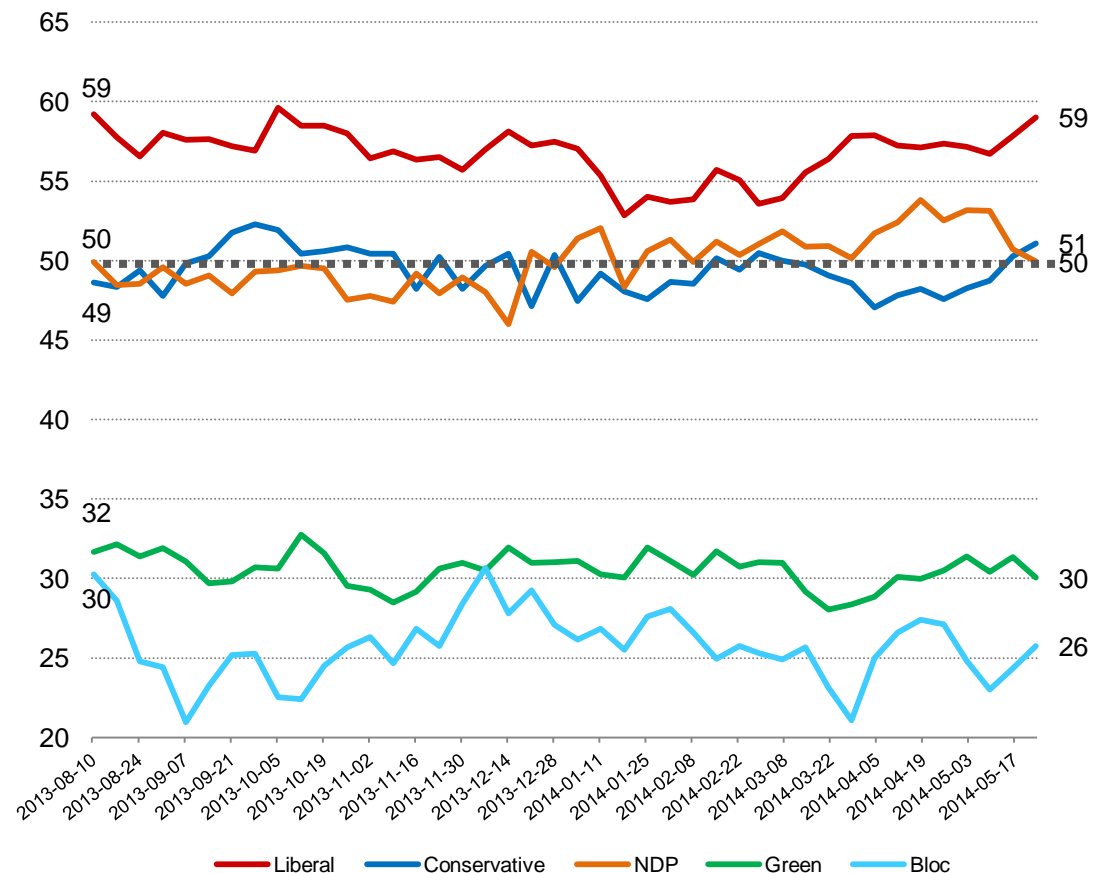
Washington DC: (202) 697-9924

[nnanos@nanosresearch.com](mailto:nnanos@nanosresearch.com)



Download our app to get the latest Nanos Numbers streamed to your iPhone.

## 50 to 59 Weekly Index Tracking Scores (Four week rolling average ending May 23<sup>rd</sup>, 2014, n=178)





# Party Power Index



The Nanos Party Power Index Tracking for the 60 plus age group is based on a composite of the following public opinion measures: the national ballot, which party individuals would consider voting for, the top two choices for Prime Minister, and whether each party leader has good leadership qualities. There are wider margins of accuracy for age subsamples.

Contact: Nik Nanos

Ottawa: (613) 234-4666 x 237

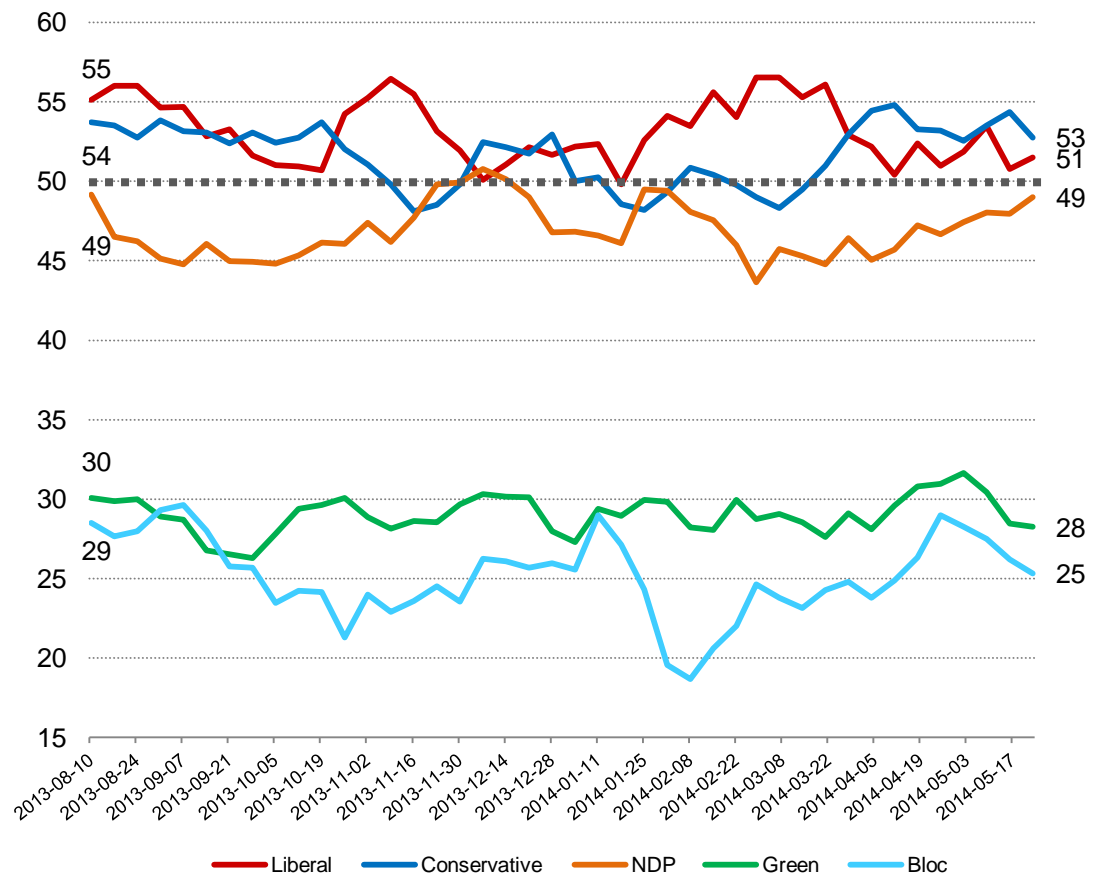
Washington DC: (202) 697-9924

[nnanos@nanosresearch.com](mailto:nnanos@nanosresearch.com)



Download our app to get the latest Nanos Numbers streamed to your iPhone.

## 60 plus Weekly Index Tracking Scores (Four week rolling average ending May 23<sup>rd</sup>, 2014, n=239)





## *Party Power Index Tracking by Gender*

# Party Power Index



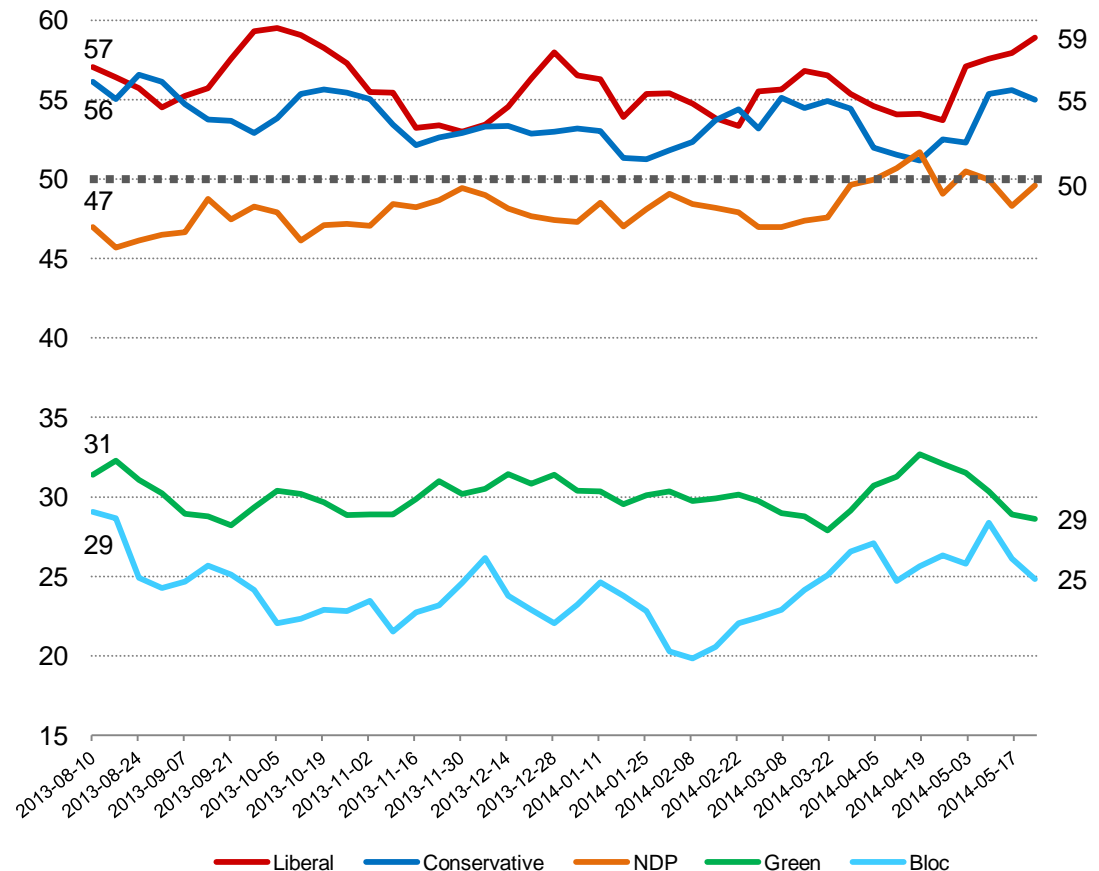
The Nanos Party Power Index Tracking for males is based on a composite of the following public opinion measures: the national ballot, which party individuals would consider voting for, the top two choices for Prime Minister, and whether each party leader has good leadership qualities. There are wider margins of accuracy for gender subsamples.

Contact: Nik Nanos  
 Ottawa: (613) 234-4666 x 237  
 Washington DC: (202) 697-9924  
[nnanos@nanosresearch.com](mailto:nnanos@nanosresearch.com)



Download our app to get the latest Nanos Numbers streamed to your iPhone.

**Male Weekly Index Tracking Scores**  
*(Four week rolling average ending May 23<sup>rd</sup>, 2014, n=481)*



# Party Power Index



The Nanos Party Power Index Tracking for females is based on a composite of the following public opinion measures: the national ballot, which party individuals would consider voting for, the top two choices for Prime Minister, and whether each party leader has good leadership qualities. There are wider margins of accuracy for gender subsamples.

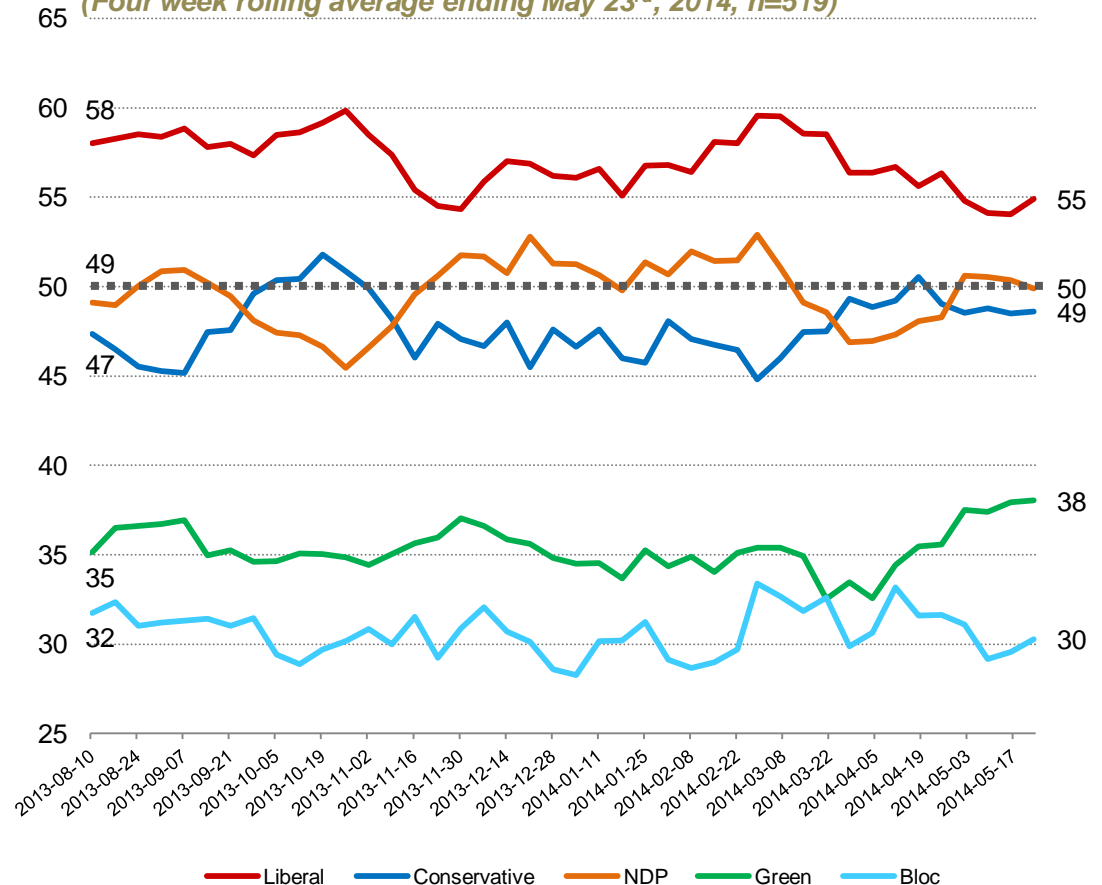
Contact: Nik Nanos  
Ottawa: (613) 234-4666 x 237  
Washington DC: (202) 697-9924  
nnanos@nanosresearch.com



Download our app to get the latest Nanos Numbers streamed to your iPhone.

## Female Weekly Index Tracking Scores

(Four week rolling average ending May 23<sup>rd</sup>, 2014, n=519)







## *National Vote Considerations Tracking*

# Consider Conservative NANOS

**Question:** For each of the following federal political parties, please tell me if you would consider or not consider voting for it.  
[RANDOMIZE] Conservative Party

Contact: Nik Nanos

Ottawa: (613) 234-4666 x 237

Washington DC: (202) 697-9924

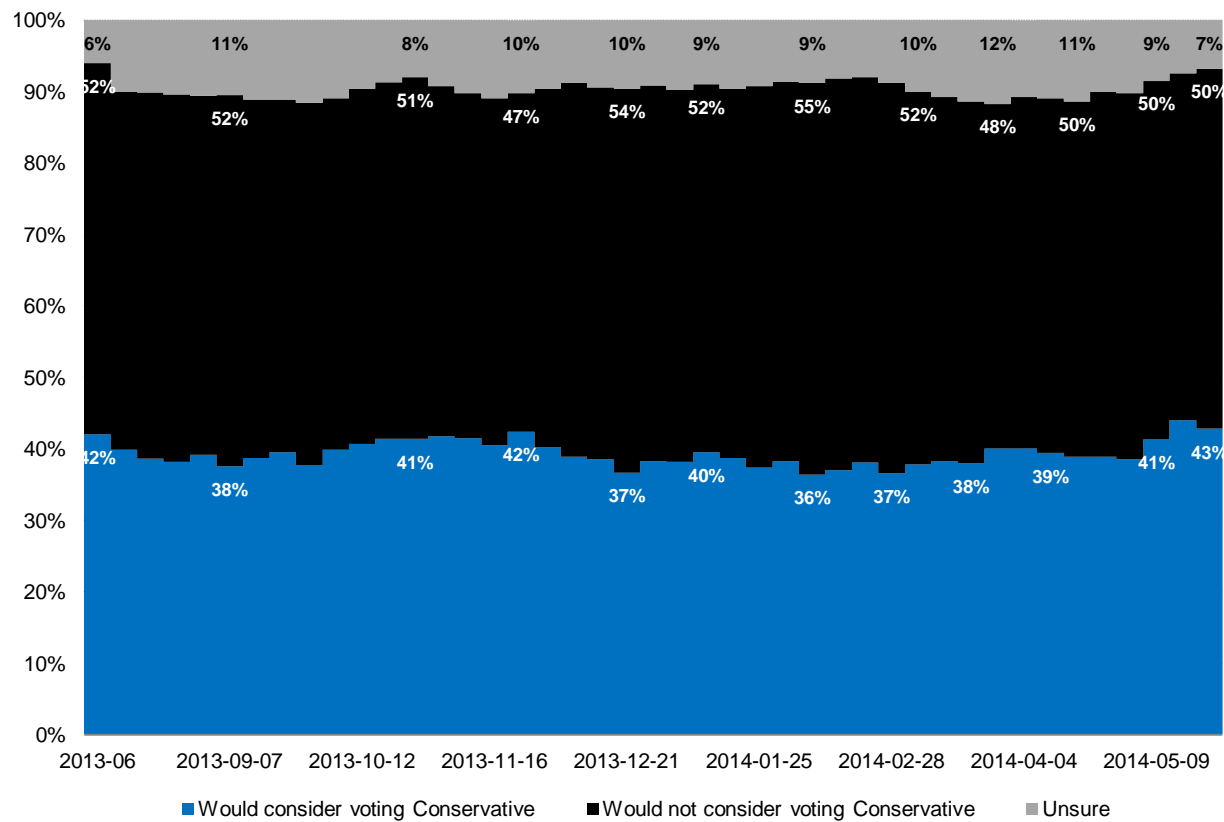
nnanos@nanosresearch.com



Download our app to get the latest Nanos Numbers streamed to your iPhone.

## National – Weekly Tracking

(Four week rolling average ending May 23<sup>rd</sup>, 2014, n=1,000)



# Consider NDP



**Question:** For each of the following federal political parties, please tell me if you would consider or not consider voting for it.  
[RANDOMIZE] NDP

Contact: Nik Nanos

Ottawa: (613) 234-4666 x 237

Washington DC: (202) 697-9924

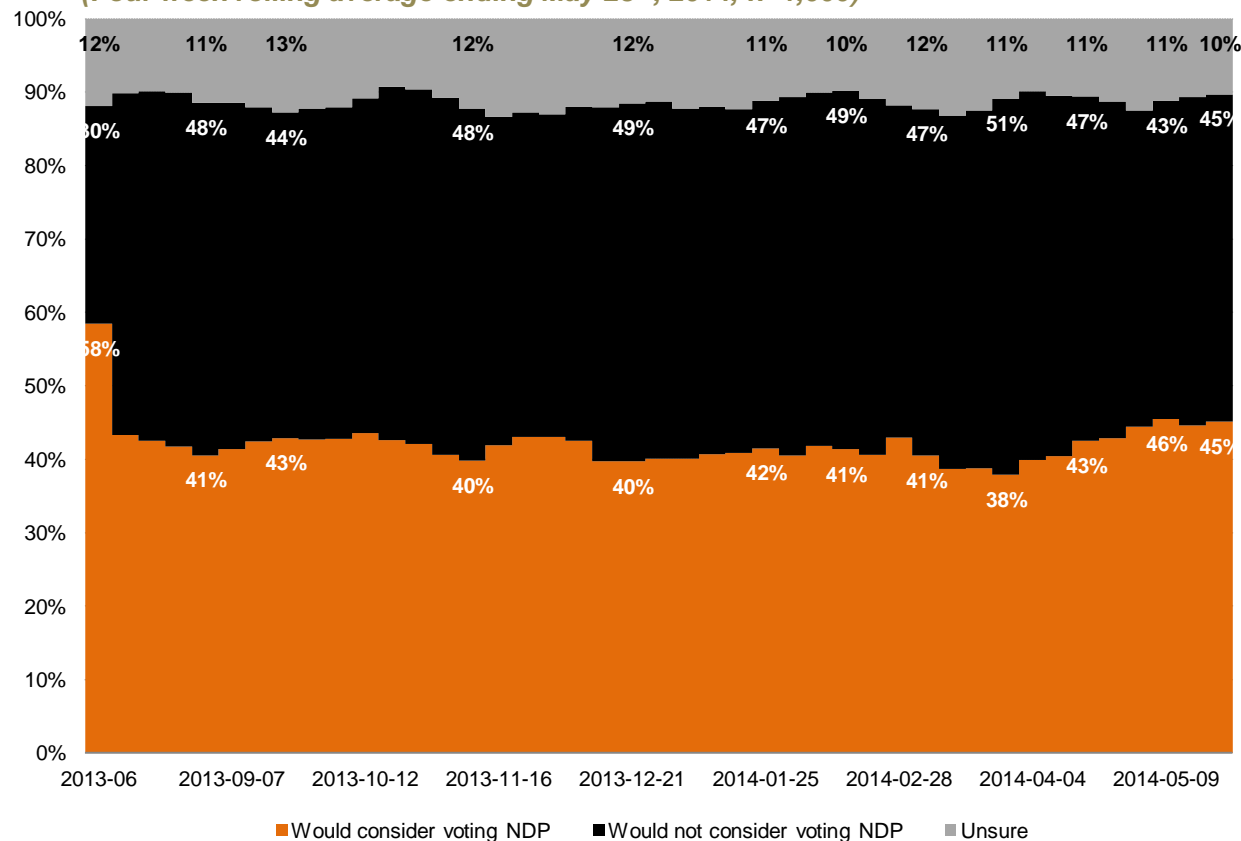
nnanos@nanosresearch.com



Download our app to get the latest Nanos Numbers streamed to your iPhone.

## National – Weekly Tracking

(Four week rolling average ending May 23<sup>rd</sup>, 2014, n=1,000)



# Consider Liberal



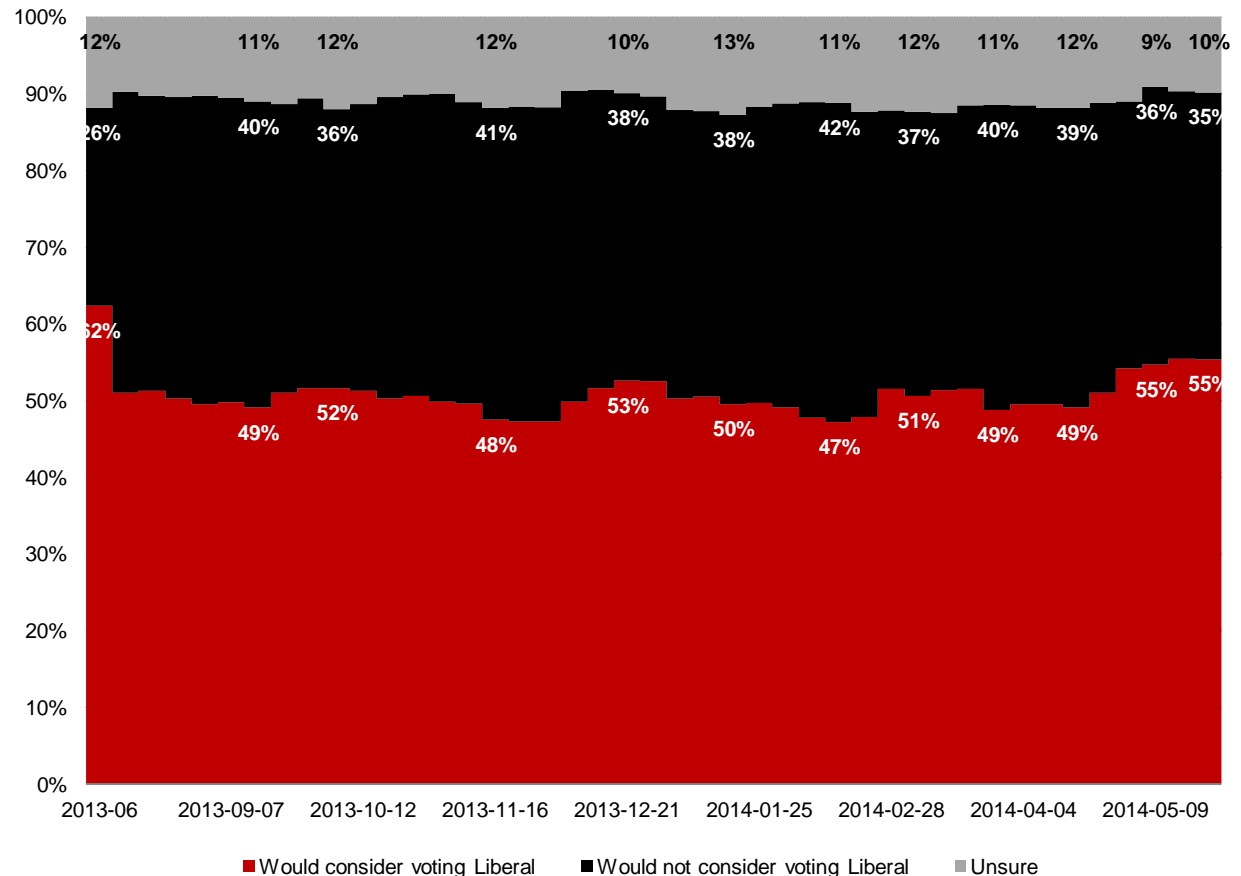
**Question:** For each of the following federal political parties, please tell me if you would consider or not consider voting for it.  
[RANDOMIZE] Liberal Party

Contact: Nik Nanos  
Ottawa: (613) 234-4666 x 237  
Washington DC: (202) 697-9924  
nnanos@nanosresearch.com



Download our app to get the latest Nanos Numbers streamed to your iPhone.

**National – Weekly Tracking**  
(Four week rolling average ending May 23<sup>rd</sup>, 2014, n=1,000)





# Consider Bloc



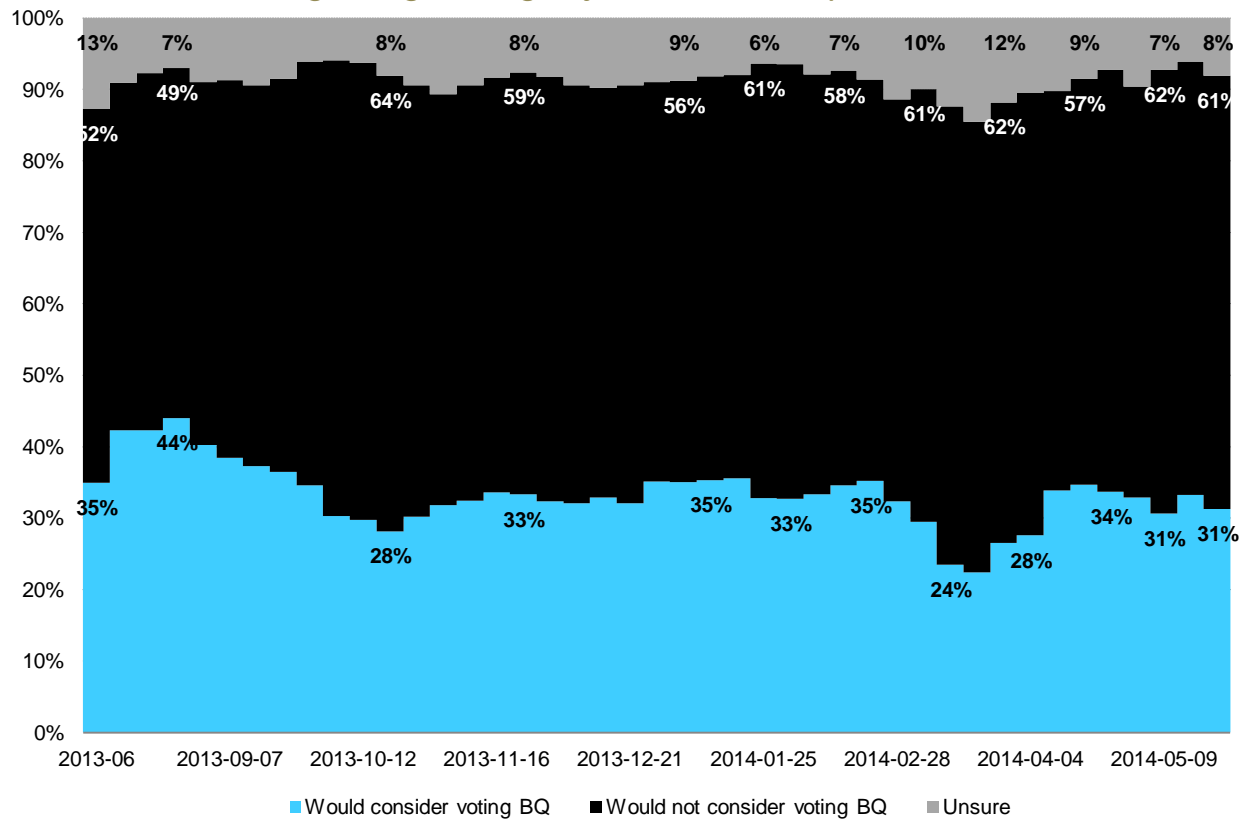
**Question:** For each of the following federal political parties, please tell me if you would consider or not consider voting for it. [RANDOMIZE] Bloc Québécois

Contact: Nik Nanos  
Ottawa: (613) 234-4666 x 237  
Washington DC: (202) 697-9924  
nnanos@nanosresearch.com



Download our app to get the latest Nanos Numbers streamed to your iPhone.

**Quebec only – Weekly Tracking**  
**Four week rolling average ending May 23<sup>rd</sup>, 2014, n=248)**



# Consider Green



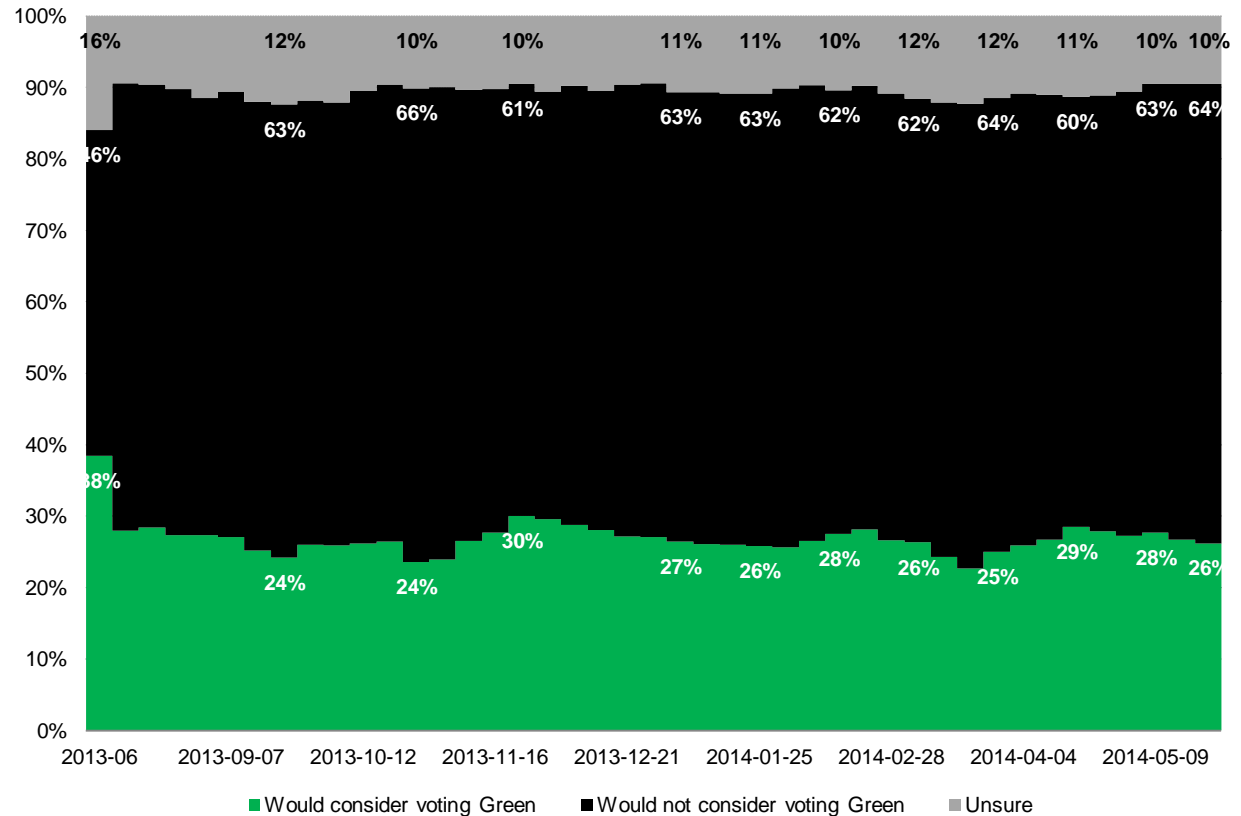
**Question:** For each of the following federal political parties, please tell me if you would consider or not consider voting for it.  
[RANDOMIZE] Green Party

Contact: Nik Nanos  
Ottawa: (613) 234-4666 x 237  
Washington DC: (202) 697-9924  
nnanos@nanosresearch.com



Download our app to get the latest Nanos Numbers streamed to your iPhone.

**National – Weekly Tracking**  
(Four week rolling average ending May 23<sup>rd</sup>, 2014, n=1,000)





## *National Leadership Tracking*

# Prime Minister



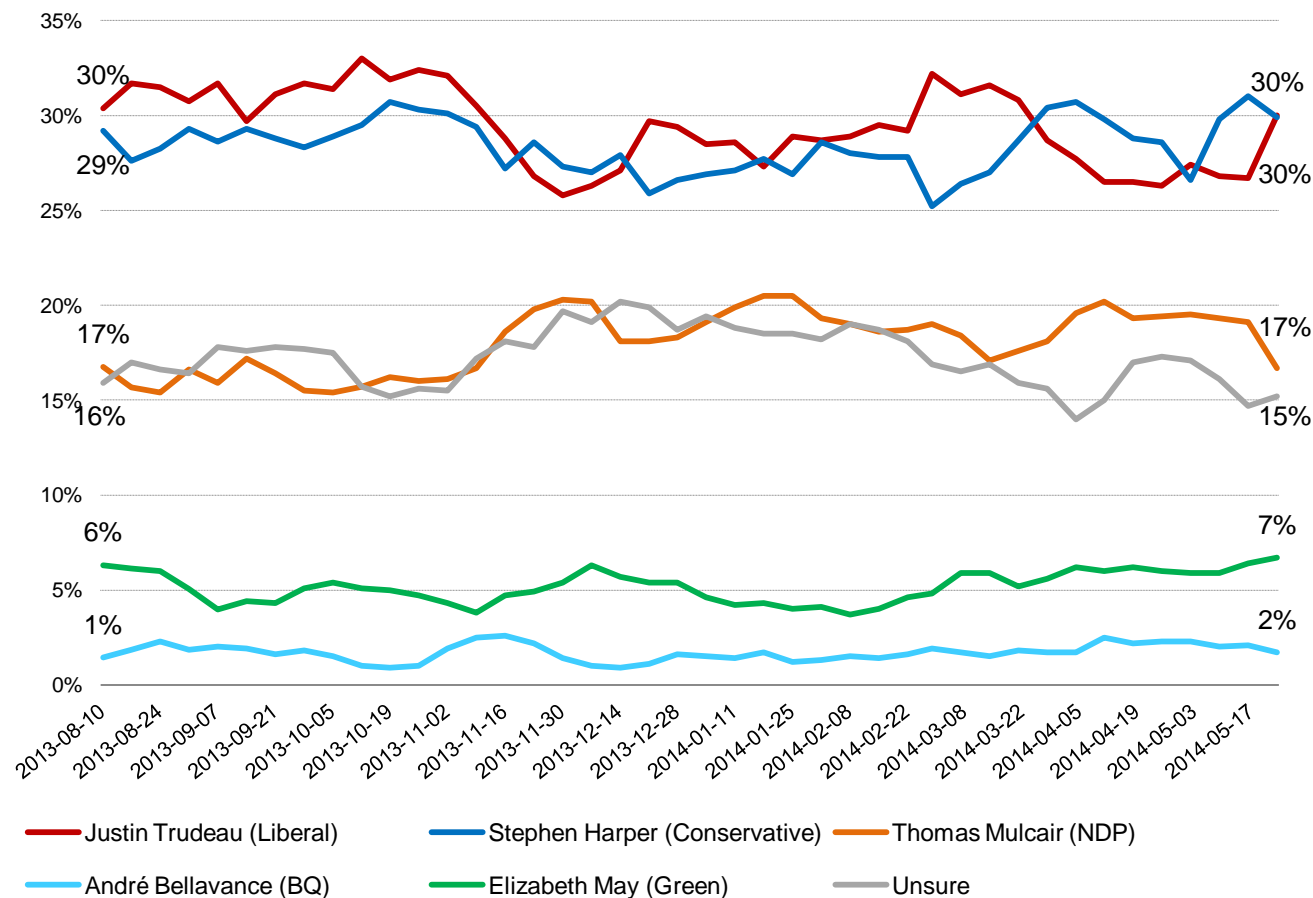
**Question:** Of the current federal political party leaders, could you please rank your top two current local preferences for Prime Minister? [ROTATE PARTY LEADERS]

Contact: Nik Nanos  
Ottawa: (613) 234-4666 x 237  
Washington DC: (202) 697-9924  
nnanos@nanosresearch.com



Download our app to get the latest Nanos Numbers streamed to your iPhone.

## National – Weekly Tracking – First Ranked Choice (Four week rolling average ending May 23<sup>rd</sup>, 2014, n=1,000)





# Harper



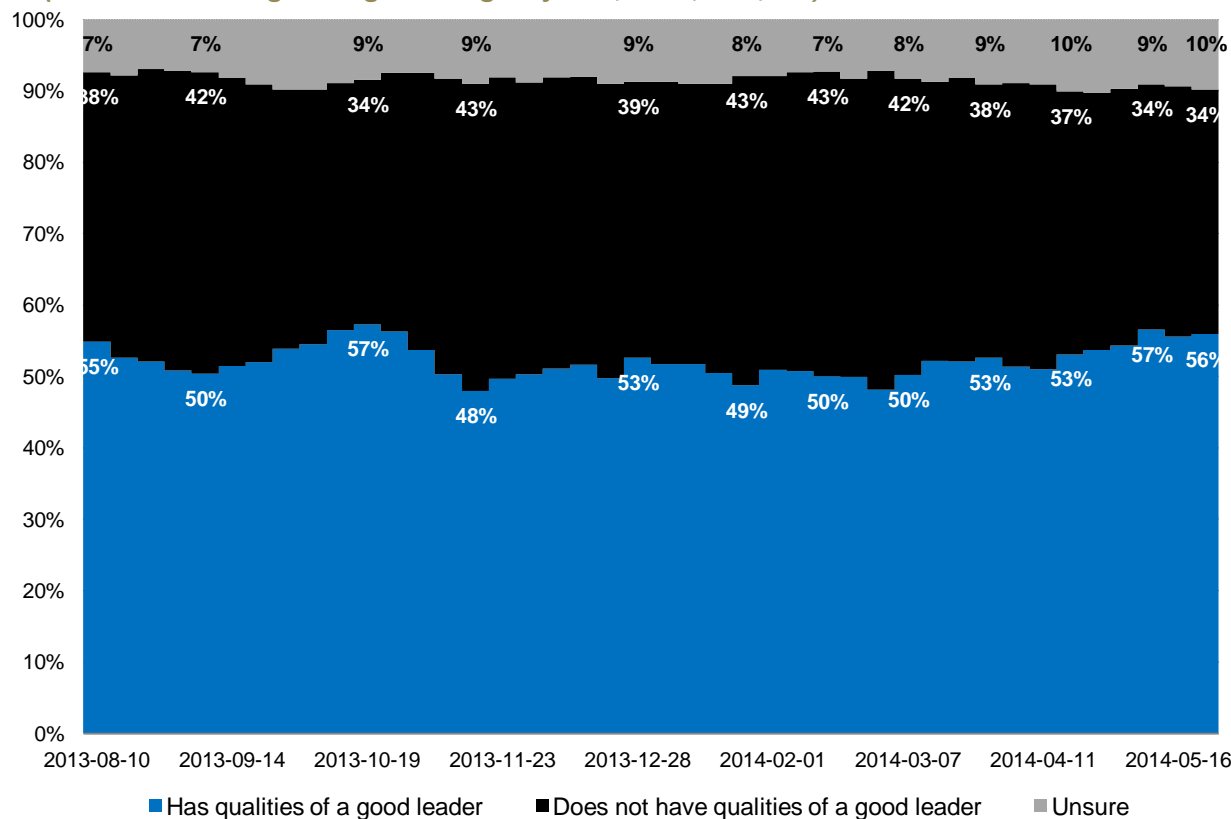
**Question:** For each of the following federal political party leaders, do you think they have or do not have the qualities to be a good political leader? [RANDOMIZE] Stephen Harper

Contact: Nik Nanos  
Ottawa: (613) 234-4666 x 237  
Washington DC: (202) 697-9924  
nnanos@nanosresearch.com



Download our app to get the latest Nanos Numbers streamed to your iPhone.

## *National – Weekly Tracking (Four week rolling average ending May 23<sup>rd</sup>, 2014, n=1,000)*



# Mulcair



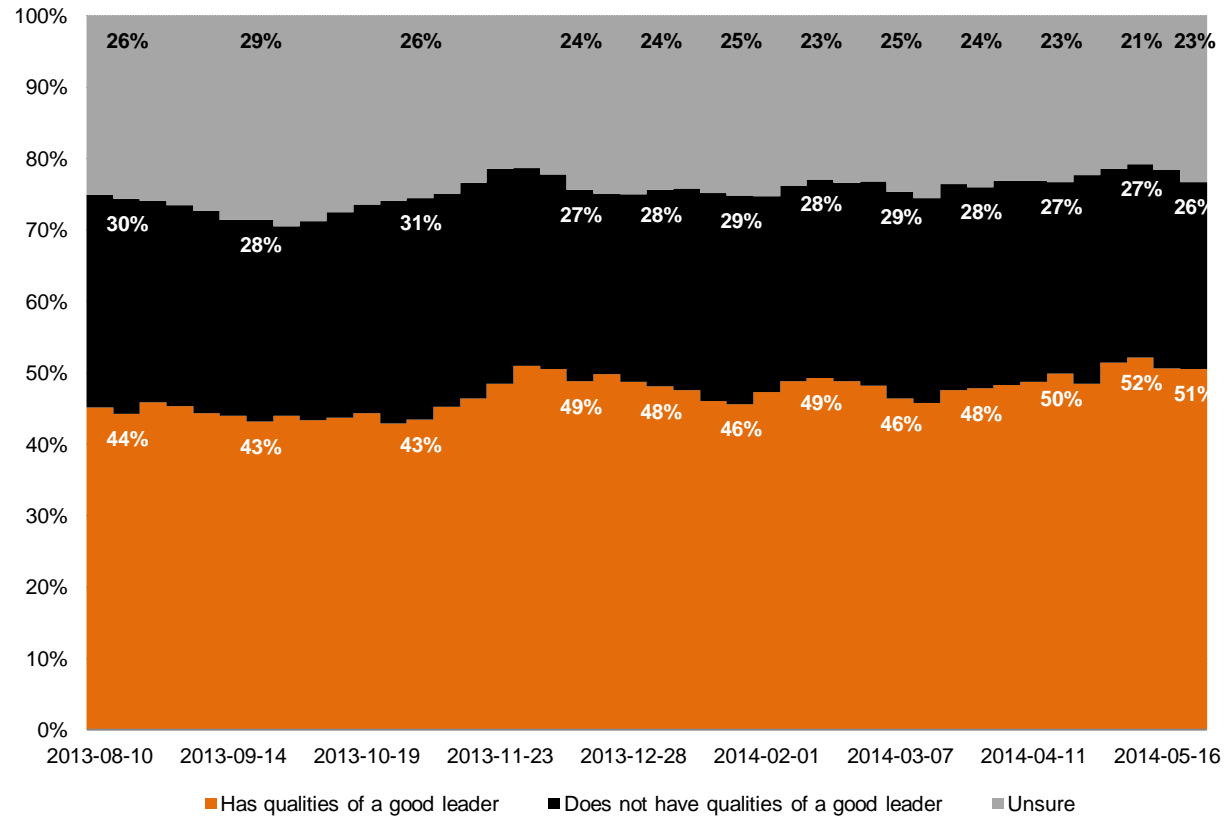
**Question:** For each of the following federal political party leaders, do you think they have or do not have the qualities to be a good political leader? [RANDOMIZE] Thomas Mulcair

Contact: Nik Nanos  
Ottawa: (613) 234-4666 x 237  
Washington DC: (202) 697-9924  
nnanos@nanosresearch.com



Download our app to get the latest Nanos Numbers streamed to your iPhone.

## National – Weekly Tracking (Four week rolling average ending May 23<sup>rd</sup>, 2014, n=1,000)



# Trudeau



**Question:** For each of the following federal political party leaders, do you think they have or do not have the qualities to be a good political leader? [RANDOMIZE] Justin Trudeau

Contact: Nik Nanos

Ottawa: (613) 234-4666 x 237

Washington DC: (202) 697-9924

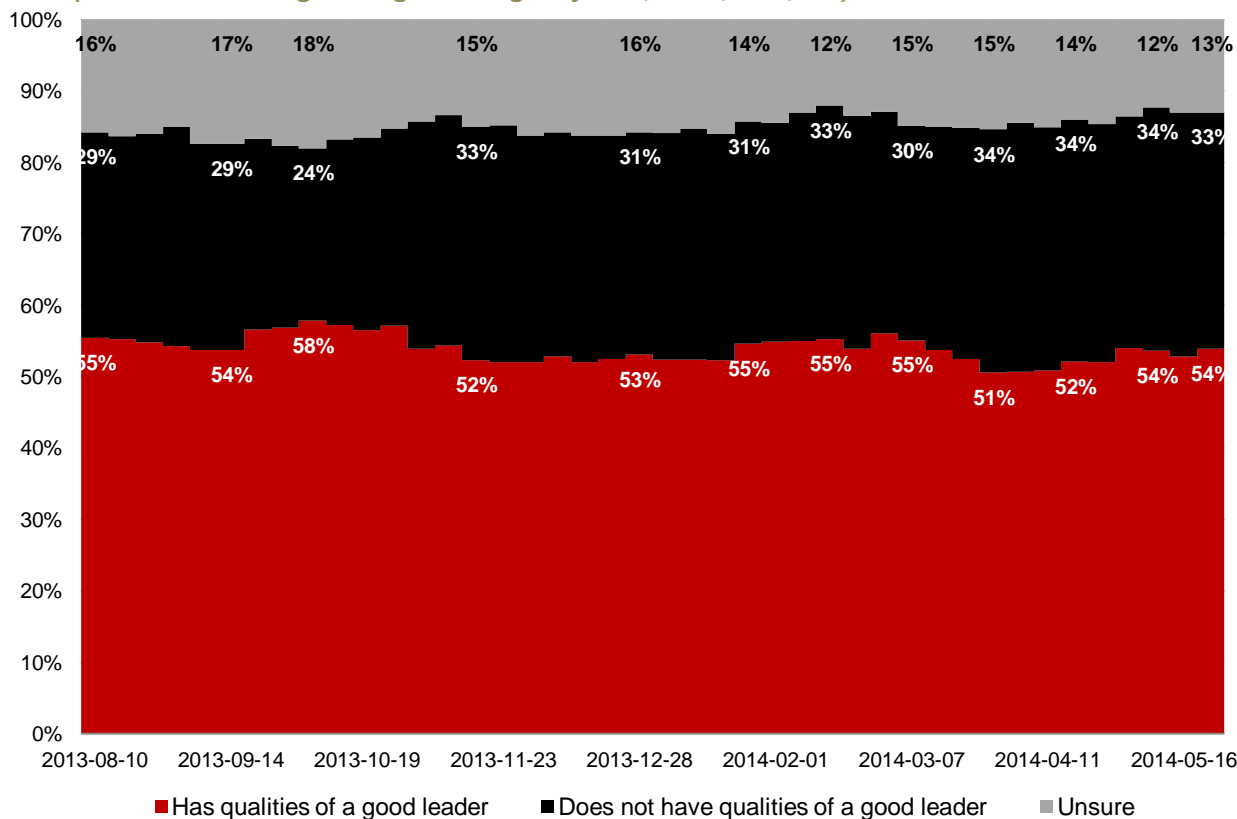
[nnanos@nanosresearch.com](mailto:nnanos@nanosresearch.com)



Download our app to get the latest Nanos Numbers streamed to your iPhone.

## National – Weekly Tracking

(Four week rolling average ending May 23<sup>rd</sup>, 2014, n=1,000)



# Bellavance



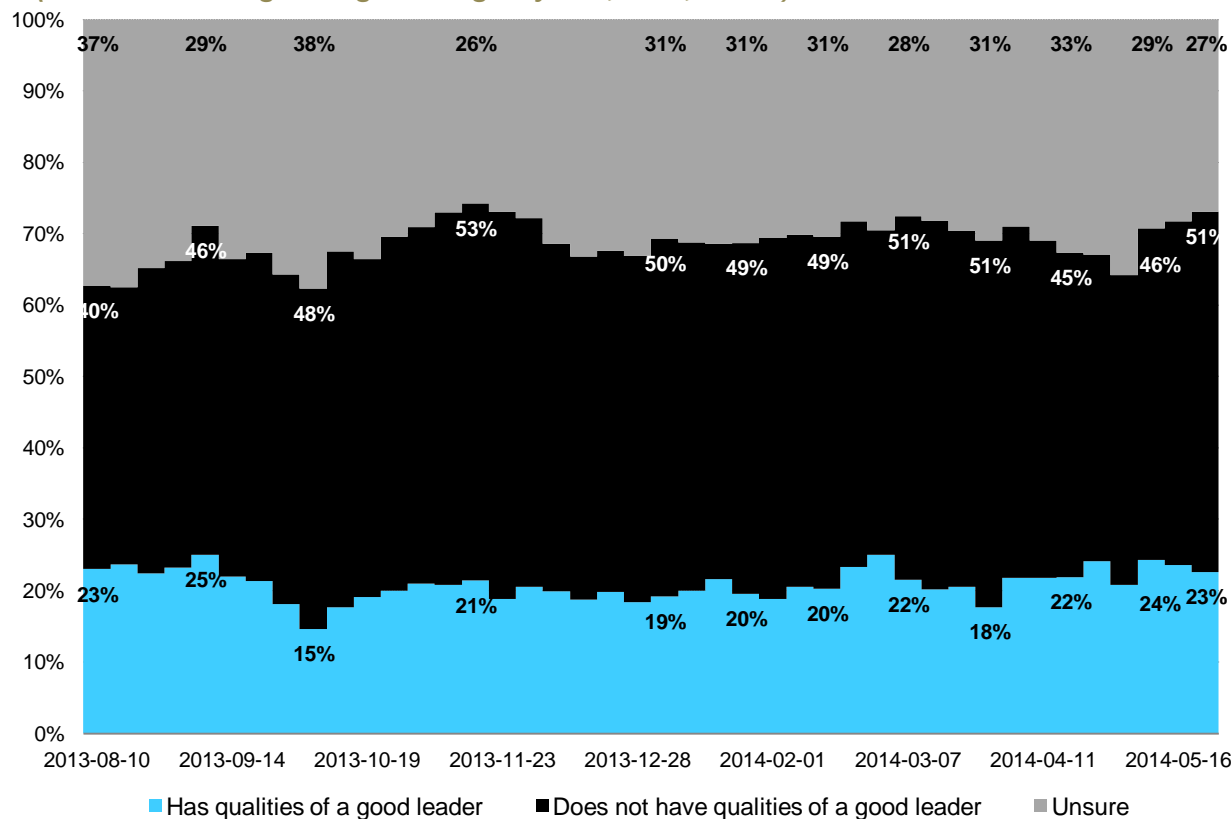
**Question:** For each of the following federal political party leaders, do you think they have or do not have the qualities to be a good political leader? [RANDOMIZE] André Bellavance

Contact: Nik Nanos  
Ottawa: (613) 234-4666 x 237  
Washington DC: (202) 697-9924  
nnanos@nanosresearch.com



Download our app to get the latest Nanos Numbers streamed to your iPhone.

## National – Weekly Tracking (Four week rolling average ending May 23<sup>rd</sup>, 2014, n=248)





# May



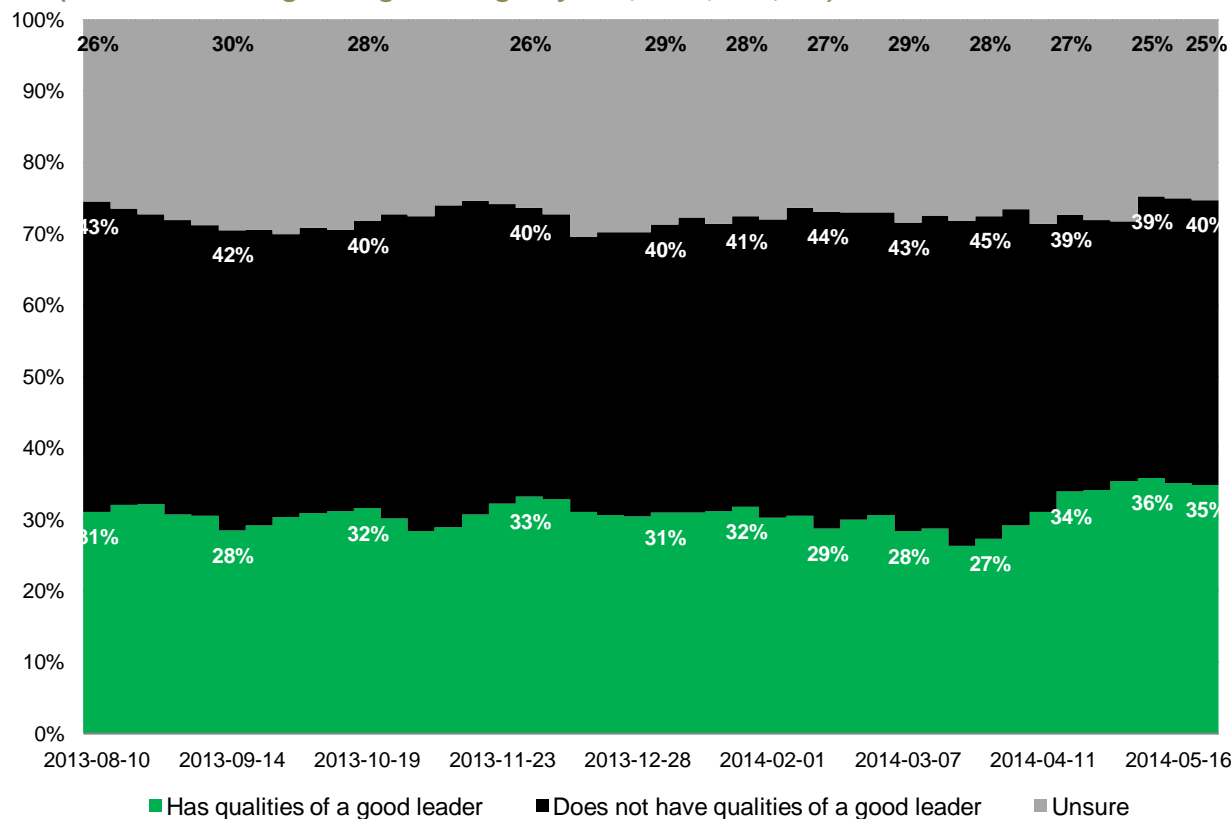
**Question:** For each of the following federal political party leaders, do you think they have or do not have the qualities to be a good political leader? [RANDOMIZE] Elizabeth May

Contact: Nik Nanos  
Ottawa: (613) 234-4666 x 237  
Washington DC: (202) 697-9924  
nnanos@nanosresearch.com



Download our app to get the latest Nanos Numbers streamed to your iPhone.

## National – Weekly Tracking (Four week rolling average ending May 23<sup>rd</sup>, 2014, n=1,000)





## *Methodology*

## *Survey Methodology*

Download our app to get the latest Nanos Numbers streamed to your iPhone.



The Weekly Nanos Party Power Index Tracking is produced by the Nanos Research Corporation, headquartered in Canada, which operates in Canada and the United States. The data is based on random telephone interviews with 1,000 Canadians (land- and cell-lines), using a four week rolling average of 250 respondents each week, 18 years of age and over. The random sample of 1,000 respondents may be weighted by age and gender using the latest census information for Canada. The interviews are compiled into a four week rolling average of 1,000 interviews, where each week the oldest group of 250 interviews is dropped and a new group of 250 interviews is added. The views of 1,000 respondents are compiled into a diffusion brand index for each party that goes from 0 to 100, where 0 means that the party has no brand strength and 100 means it has maximum brand strength. A score above 50 is an indication of brand strength for the party and its leader at this time.

The current report is based on a four week rolling average of Canadian opinion ending May 23<sup>rd</sup>, 2014.

A random telephone survey of 1,000 Canadians is accurate 3.1 percentage points, plus or minus, 19 times out of 20.

## About Nanos

Nanos is one of North America's most trusted research and strategy organizations. Our team of professionals is regularly called upon by senior executives to deliver superior intelligence and market advantage whether it be helping to chart a path forward, managing a reputation or brand risk or understanding the trends that drive success. Services range from traditional telephone surveys, through to elite in-depth interviews, online research and focus groups. Nanos clients range from Fortune 500 companies through to leading advocacy groups interested in understanding and shaping the public landscape. Whether it is understanding your brand or reputation, customer needs and satisfaction, engaging employees or testing new ads or products, Nanos provides insight you can trust.



View our brochure

### **Nik Nanos** FMRIA

Chairman, Nanos Research Group  
Ottawa (613) 234-4666 ext. 237  
Washington DC (202) 697-9924  
[nnanos@nanosresearch.com](mailto:nnanos@nanosresearch.com)