

**JUNIOR**  
**ANTHONY DRMIC**  
**PRESEASON ALL-MW**



**BOISE STATE**



**MEN'S BASKETBALL**

**2013**

**NCAA TOURNAMENT**

**JUNIOR**  
**DERRICK MARKS**  
**PRESEASON ALL-MW**



**SENIOR**  
**RYAN WATKINS**



**SENIOR**  
**JEFF ELORRIAGA**



**SENIOR**  
**THOMAS BROPLEH**



**2013-14**  
**MEDIA GUIDE**



# 2013 FIRST NCAA TOURNAMENT AT-LARGE SELECTION IN PROGRAM HISTORY





# BOISE STATE™

## BASKETBALL



# 2013-14 BOISE STATE MEN'S BASKETBALL YEARBOOK

## TABLE OF CONTENTS

### Season Preview

4	2013-14 Schedule
5	2013-14 Rosters
6	2013-14 Roster Breakdown
7	Radio / TV Roster

### Player Profiles

10-11	Thomas Bropleh
12-13	Jeff Elorriaga
14-15	Ryan Watkins
16-17	Anthony Drmic
18-19	Igor Hadziomerovic
20-21	Joe Hanstad
22-23	Derrick Marks
24-25	Jake Ness
26-27	Mikey Thompson
28	Edmunds Dukulis
29	Joey Nebeker
30	Robert Heyer
31	James Webb III
32	Nick Duncan
32	Chris Nealey
33	Dezmynt Trent

### Coaches' Profiles

36-37	Leon Rice
38	Jeff Linder
39	John Rillie
40	Danny Henderson
41	Isaac Williams / Support Staff

### 2012-13 Review

44-49	2012-13 Final Stats
50-57	2012-13 Box Scores

### Bronco History

60-61	All-time Rosters
62	Award Winners

63	Jeff Foster Memorial Award
64	Players in the NBA
65-66	1,000-Point Club
67-68	Individual Career Records
69-71	Individual Single-Season Records
72-75	Individual Single-Season Leaders
76	Offense Year-by-Year Statistics
77	Defense Year-by-Year Statistics
78	Individual Single-Game Records
79	Team Single-Game Records
80	Team Single-Season Records
81	Overtime Games
82	100-Point Games
83	Ranked Opponents
84	Taco Bell Arena
85	Attendance Records
86-93	Record vs. Opponent
94-101	Year-by-Year Results

### Postseason History

104	Team Postseason Records / Postseason History
105	Individual Postseason Records
106	Conference Tournament History
107	Conference Tournament Award Winners
108-109	Individual Conference Tournament Records
110	Individual Conference Semifinal Records
111	Individual Conference Championship Game Records
112	Team Conference Tournament Records
113	Team Conference Semifinal Records
114	Team Conference Championship Game Records
115-118	NCAA Tournament Teams

### Radio Information

119	Radio Information
120	Media Information

### 2013-14 Boise State University Quick Facts

Nickname	Broncos
Enrollment	22,003
Founded	1932
Colors	Blue and Orange
Conference	Mountain West
NCAA Affiliation	I
Stadium (Capacity)	Taco Bell Arena (12,480)
President	Dr. Robert Kustra
Athletic Director	Mark Coyle
Associate AD (SWA)	Christina Van Tol
Athletic Department Phone	(208) 426-1288
Men's Basketball SID	Mike Walsh
SID E-mail	michaelwalsh1@boisestate.edu
SID Office Phone	(208) 426-1106
SID Cell Phone	(208) 921-7396
SID Fax	(208) 426-1778
Press Row Phone	(208) 426-1503
Head Coach	Leon Rice (Washington St., 1986)
Overall Head Coaching Record	56-41 (3 Years)
Record at Boise State	Same
Associate Head Coach	Jeff Linder
Assistant Coaches	John Rillie, Danny Henderson
Director of Operations	Isaac Williams
2012-13 Overall Record	21-11
2012-13 MW Record	9-7
2012-13 MW Finish	T-4th
Starters Returning/Lost	5/0
Lettermen Returning/Lost	9/3




# 2013-14 TEAM INFORMATION

Idaho  
Central  
CREDIT UNION



TACO BELT ARENA



# SCHEDULE

Date	Opponent	Location	Time (Local)	TV
Nov. 1	<b>Lewis-Clark State (Ex.)</b>	<b>Boise</b>	<b>7 p.m. (MT)</b>	
Nov. 8	<b>UT Arlington</b>	<b>Boise</b>	<b>8 p.m. (MT)</b>	
Nov. 15	<b>Simpson</b>	<b>Boise</b>	<b>7 p.m. (MT)</b>	
Nov. 19	<b>Seattle</b>	<b>Boise</b>	<b>7 p.m. (MT)</b>	<b>ROOT</b>
Nov. 23	at New Orleans	New Orleans	11 a.m. (CT)	
Nov. 27	vs. Idaho	Boise (CenturyLink Arena)	TBD (MT)	
Nov. 29	<b>Portland State</b>	<b>Boise</b>	<b>6 p.m. (MT)</b>	
Dec. 3	<b>Utah</b>	<b>Boise</b>	<b>8:05 p.m. (MT)</b>	<b>CBSSN</b>
Dec. 5	<b>Carroll College</b>	<b>Boise</b>	<b>8 p.m. (MT)</b>	
Dec. 10	at Kentucky	Lexington, Ky.	9 p.m. (ET)	ESPN
Dec. 14	<b>Saint Mary's</b>	<b>Boise</b>	<b>4:05 p.m. (MT)</b>	<b>ROOT</b>

## Hawaiian Airlines Diamond Head Classic

### Participating Teams

Akron - Boise State - George Mason - Hawai'i  
Iowa State - Oregon State - Saint Mary's - South Carolina

Dec. 22	at Hawai'i	Honolulu	8 p.m. (HT)	ESPNU
Dec. 23	vs. TBD	Honolulu	TBD (HT)	ESPN2/ESPNU
Dec. 25	vs. TBD	Honolulu	TBD (HT)	ESPN2/ESPNU/ESPN3

Jan. 4	<b>Fresno State</b>	<b>Boise</b>	<b>7 p.m. (MT)</b>	<b>ESPN3</b>
Jan. 8	at San Diego State	San Diego	8:05 p.m. (PT)	ESPNU/ESPN3
Jan. 11	<b>Wyoming</b>	<b>Boise</b>	<b>7 p.m. (MT)</b>	<b>ESPN3</b>
Jan. 14	at Nevada	Reno, Nev.	7:05 p.m. (PT)	MWN
Jan. 18	<b>Utah State</b>	<b>Boise</b>	<b>7 p.m. (MT)</b>	<b>ESPN3</b>
Jan. 21	at New Mexico	Albuquerque, N.M.	7:15 p.m. (MT)	CBSSN
Jan. 25	<b>San Jose State</b>	<b>Boise</b>	<b>4:05 p.m. (MT)</b>	<b>ROOT</b>
Jan. 29	<b>Air Force</b>	<b>Boise</b>	<b>7:05 p.m. (MT)</b>	<b>ROOT</b>
Feb. 1	at UNLV	Las Vegas	5:05 p.m. (PT)	CBSSN
Feb. 5	<b>San Diego State</b>	<b>Boise</b>	<b>7:15 p.m. (MT)</b>	<b>CBSSN</b>
Feb. 8	at Utah State	Logan, Utah	4:05 p.m. (MT)	CBSSN
Feb. 12	<b>New Mexico</b>	<b>Boise</b>	<b>7:15 p.m. (MT)</b>	<b>CBSSN</b>
Feb. 18	at Colorado State	Fort Collins, Colo.	9:05 p.m. (MT)	ESPNU/ESPN3
Feb. 22	<b>UNLV</b>	<b>Boise</b>	<b>6:05 p.m. (MT)</b>	<b>CBSSN</b>
Feb. 26	at Fresno State	Fresno, Calif.	6:05 p.m. (PT)	CBSSN
March 1	at Wyoming	Laramie, Wyo.	4:05 p.m. MT	CBSSN
March 5	<b>Nevada</b>	<b>Boise</b>	<b>7 p.m. (MT)</b>	<b>MWN</b>
March 8	at Air Force	USAFA, Colo.	Noon (MT)	ROOT

## 2014 Reese's Mountain West Basketball Championship

March 12	Seeds #6-11	Las Vegas	TBD	MWN
March 13	Quarterfinals	Las Vegas	TBD	CBSSN
March 14	Semifinals	Las Vegas	TBD	CBSSN
March 15	Championship	Las Vegas	TBD	CBS

\*Home games in **Bold** and played at Taco Bell Arena  
Times subject to change

## NUMERICAL ROSTER

NO	NAME	YR	POS	HT	WT	EXP	HOMETOWN (HS/PREVIOUS SCHOOL)
0	Ryan Watkins	Sr.	F	6-9	242	3L	Canyon Country, Calif. (Reseda HS)
1	Mikey Thompson	Rs-So.	G	6-3	167	1L	Las Vegas (Canyon Springs HS)
2	Derrick Marks	Jr.	G	6-3	204	2L	Chicago (Plainfield Central HS)
3	Anthony Drmic	Jr.	G/F	6-6	192	2L	Endeavor Hills, Victoria, Australia (AIS)
4	Thomas Bropleh	Sr.	G/F	6-5	212	3L	Denver (George Washington HS/New Hampton Prep)
5	Joe Hanstad	Jr.	G	6-4	199	2L	Dickinson, N.D. (Dickinson HS)
11	Jeff Elorriaga	Sr.	G	6-2	201	3L	Portland, Ore. (Jesuit HS)
12	Igor Hadziomerovic	Jr.	G	6-4	207	2L	Melbourne, Australia (AIS)
13	Nicholas Duncan	Fr.	F	6-8	241	HS	Sydney, Australia (St. Augustine's College)
14	Chris Nealey	Fr.	G	6-2	191	HS	Newport Beach, Calif. (Mater Dei HS)
20	Joey Nebeker	Rs-Fr.	F	6-7	216	RS	Melba, Idaho (Melba HS)
21	Edmunds Dukulis	So.	F	6-9	228	SQ	Riga, Latvia (Riga Secondary School)
22	Robert Heyer	Sr.	G/F	6-3	202	TR	Worland, Wyo. (Worland HS/Texas-Permian Basin)
23	James Webb III	So.	F	6-8	189	TR	Augusta, Ga. (Curtis Baptist HS/The Oaks Virtual/North Idaho Coll.)
25	Dezmyn Trent	Fr.	G	6-4	207	HS	Tacoma, Wash. (Foss HS)
34	Jake Ness	Jr.	F	6-8	231	1L	Coeur d'Alene, Idaho (Billings West HS / Hargrave Military Academy)

## ALPHABETICAL ROSTER

NO	NAME	YR	POS	HT	WT	EXP	HOMETOWN (HS/PREVIOUS COLLEGE)
4	Thomas Bropleh	Sr.	G/F	6-5	212	3L	Denver (George Washington HS/New Hampton Prep)
3	Anthony Drmic	Jr.	G/F	6-6	192	2L	Endeavor Hills, Victoria, Australia (AIS)
21	Edmunds Dukulis	So.	F	6-9	228	SQ	Riga, Latvia (Riga Secondary School)
13	Nicholas Duncan	Fr.	F	6-8	241	HS	Sydney, Australia (St. Augustine's College)
11	Jeff Elorriaga	Sr.	G	6-2	201	3L	Portland, Ore. (Jesuit HS)
5	Joe Hanstad	Jr.	G	6-4	199	2L	Dickinson, N.D. (Dickinson HS)
12	Igor Hadziomerovic	Jr.	G	6-4	207	2L	Melbourne, Australia (AIS)
22	Robert Heyer	Sr.	G/F	6-3	202	TR	Worland, Wyo. (Worland HS/Texas-Permian Basin)
2	Derrick Marks	Jr.	G	6-3	204	2L	Chicago (Plainfield Central HS)
14	Chris Nealey	Fr.	G	6-2	191	HS	Newport Beach, Calif. (Mater Dei HS)
20	Joey Nebeker	Rs-Fr.	F	6-7	216	RS	Melba, Idaho (Melba HS)
34	Jake Ness	Jr.	F	6-8	231	1L	Coeur d'Alene, Idaho (Billings West HS / Hargrave Military Academy)
1	Mikey Thompson	Rs-So.	G	6-3	167	1L	Las Vegas (Canyon Springs HS)
25	Dezmyn Trent	Fr.	G	6-4	207	HS	Tacoma, Wash. (Foss HS)
0	Ryan Watkins	Sr.	F	6-9	242	3L	Canyon Country, Calif. (Reseda HS)
23	James Webb III	So.	F	6-8	189	TR	Augusta, Ga. (Curtis Baptist HS/The Oaks Virtual/North Idaho Coll.)

## COACHES

**Head Coach:** Leon Rice, Fourth Season (Washington State, 1986)

**Associate Head Coach:** Jeff Linder, Fourth Season (Western State [Colo.]

**Assistant Coach:** John Rillie, Third Season (Gonzaga)

**Assistant Coach:** Danny Henderson, First Season (Austin College [Texas])

**Director of Basketball Operations:** Isaac Williams, First Season (Eastern Oregon)

B  
A  
S  
K  
E  
T  
B  
A  
L  
L

# BOISE STATE

## **Roster Breakdown**

Starters Returning/Lost .....	5/0
Letterwinners Returning/Lost .....	9/3
Squad Members Returning .....	2
Newcomers .....	5

## **Starters Returning (5)**

Anthony Drmic, G/F, Jr.	All-MW 2nd Team, 17.7 ppg
Derrick Marks, G, Jr.	All-MW 2nd Team, 16.3 ppg
Jeff Elorriaga, G, Sr.	10.2 ppg, 44.7 3pt pct.
Ryan Watkins, F, Sr.	8.4 ppg, 6.8 rpg, 61.7 FG pct.
Igor Hadziomerovic, G, Jr.	5.2 ppg, 3.0 rpg, 2.0 apg

## **Other Letterwinners Returning (4)**

Thomas Bropleh, G, Sr.	12.8 mpg, 3.5 ppg, 1.9 rpg
Joe Hanstad, G, Jr.	8.5 mpg, 1.4 ppg, 0.7 apg
Jake Ness, F, Jr.	14 games, 0.4 ppg, 0.7 rpg
Mikey Thompson, G, RS-So.	7.9 ppg, 2.4 rpg, 43.9 3pt pct

## **Letterwinners Lost (3)**

Kenny Buckner, C, Sr.	18.1 mpg, 5.1 ppg, 5.2 rpg
Darrious Hamilton, F, RS-Fr.	16 games, 1.1 ppg, 1.2 rpg
Vukasin Vujovic, F, Fr.	9 games, 1.2 ppg, 0.4 rpg

## **Squad Members Returning (2)**

Edmunds Dukulis, F, So., 6-9, 228	NCAA Ruling
Joey Nebeker, F, RS-Fr., 6-7, 216	Redshirted

## **Newcomers (5)**

Nick Duncan, F, Fr., 6-7, 241	Sydney, Australia
# Robert Heyer, G/F, Sr., 6-3, 202	Worland, Wyo.
Chris Nealey, G, 6-2, 191	Newport Beach, Calif.
Dezmyn Trent, G, Fr., 6-4, 207	Tacoma, Wash.
James Webb, F, So., 6-8, 189	Augusta, Ga.

#-will redshirt 2013-14 due to transfer rules

## **By Class**

### **Seniors (4)**

.....	Thomas Bropleh
.....	Jeff Elorriaga
.....	Robert Heyer
.....	Ryan Watkins

### **Juniors (5)**

.....	Anthony Drmic
.....	Igor Hadziomerovic
.....	Joe Hanstad
.....	Derrick Marks
.....	Jake Ness

### **Sophomores (3)**

.....	Edmunds Dukulis
.....	Mikey Thompson#
.....	James Webb III

### **Freshmen (4)**

.....	Nicholas Duncan
.....	Chris Nealey
.....	Joey Nebeker#
.....	Dezmyn Trent

# - Has utilized redshirt season.

## **By Height**

### **6-9 (2)**

.....	Edmunds Dukulis
.....	Ryan Watkins

### **6-8 (3)**

.....	Nicholas Duncan
.....	Jake Ness
.....	James Webb III

### **6-7 (1)**

.....	Joey Nebeker
-------	--------------

### **6-6 (1)**

.....	Anthony Drmic
-------	---------------

### **6-5 (1)**

.....	Thomas Bropleh
-------	----------------

### **6-4 (3)**

.....	Igor Hadziomerovic
.....	Joe Hanstad
.....	Dezmyn Trent

### **6-3 (4)**

.....	Derrick Marks
.....	Robert Heyer
.....	Mikey Thompson

### **6-2 (2)**

.....	Jeff Elorriaga
.....	Chris Nealey

## **By State/Country**

### **California (2)**

.....	Chris Nealey
.....	Ryan Watkins

### **Colorado (1)**

.....	Thomas Bropleh
-------	----------------

### **Georgia (1)**

.....	James Webb III
-------	----------------

### **Idaho (2)**

.....	Joey Nebeker
.....	Jake Ness

### **Illinois (1)**

.....	Derrick Marks
-------	---------------

### **Nevada (1)**

.....	Mikey Thompson
-------	----------------

### **North Dakota (1)**

.....	Joe Hanstad
-------	-------------

### **Oregon (1)**

.....	Jeff Elorriaga
-------	----------------

### **Washington (1)**

.....	Dezmyn Trent
-------	--------------

### **Wyoming (1)**

.....	Robert Heyer
-------	--------------

### **Australia (3)**

.....	Anthony Drmic
.....	Nicholas Duncan
.....	Igor Hadziomerovic

### **Latvia (1)**

.....	Edmunds Dukulis
-------	-----------------





#0

RYAN WATKINS  
SR., 6-9, 242, F  
Canyon Country, Calif.




#1

MIKEY THOMPSON  
RS-SO., 6-3, 167, G  
Las Vegas



#2

DERRICK MARKS  
JR., 6-3, 204, G  
Chicago



#3

ANTHONY DRMIC  
JR., 6-6, 192, G/F  
Endeavor Hills, Australia



#4

THOMAS BROPLEH  
SR., 6-5, 212, G  
Denver



#5

JOE HANSTAD  
JR., 6-4, 199, G  
Dickinson, N.D.



#11

JEFF ELORRIAGA  
SR., 6-2, 201, G  
Portland, Ore.




#12

IGOR HADZIOMEROVIC  
JR., 6-4, 207, G  
Melbourne, Australia



#13

NICK DUNCAN  
FR., 6-8, 241, F  
Sydney, Australia



#14

CHRIS NEALEY  
FR., 6-2, 191, G  
Newport Beach, Calif.



#20

JOEY NEBEKER  
RS-FR., 6-7, 216, F  
Melba, Idaho



#21

EDMUNDS DUKULIS  
SO., 6-8, 228, F  
Riga, Latvia



#22

ROBERT HEYER  
SR., 6-3, 202, G/F  
Worland, Wyo.




#23

JAMES WEBB III  
SO., 6-8, 189, F  
Augusta, Ga.



#25

DEZMYN TRENT  
FR., 6-4, 207, G  
Tacoma, Wash.



#34

JAKE NESS  
JR., 6-8, 231, F  
Coeur d'Alene, Idaho





**MEET  
THE  
BRONCOS**

Idaho  
Central  
CREDIT UNION



TACO BELL ARENA



# Thomas Bropleh

**SENIOR**  
**GUARD/FORWARD**  
**6-5/212**

**DENVER**  
**GEORGE WASHINGTON HS/NEWHAMPTON PREP**

### JUNIOR (2012-13)

Appeared in 30 games during the regular season, missing the Corban (Dec. 30) and Fresno State (Jan. 23) games – two of only three missed games during his Bronco career...averaged 3.5 points per game on the season...had two double-digit efforts on the season: a season-high 14 against Walla Walla (Jan. 5), and 10 against Air Force (Feb. 20)...season-high seven rebounds against Nevada (Feb. 27)...career-high-tying three assists twice...season-high two steals against the Wolf Pack.

### SOPHOMORE (2011-12)

One of only two Broncos to appear in each of the team's 30 games...made a career-high 11 starts...averaged 7.0 points and 3.4 rebounds per game, both career highs...was 29-of-86 from the 3-point line on the season (.337)...scored a career-high 20 points against Cal State Northridge (Nov. 19), knocking down a career-high-tying four 3-pointers...also had four 3-pointers against No. 12/15 UNLV (Jan. 25)...registered his first-career double-double against the Runnin' Rebels, scoring 17 points and pulling down a career-high 13 rebounds...led the team in scoring twice, and in rebounding five times...scored in double figures nine times...named Mountain West Spring Academic All-Conference.

### FRESHMAN (2010-11)

Played in 34 of the Broncos' record-setting 35 games in 2010-11, including one start...started his first-career game against No. 21/20 Utah State (Feb. 5)...averaged 3.7 points and 2.4 rebounds during his debut season with the Broncos...was 21-of-51 (.412) from the 3-point line on the season, including a mark of 14-for-29 (.483) over his last 14 games...scored a then-career-high 14 points in each game against Hawaii (Jan. 8 and Feb. 3), and against Fresno State (Feb. 10)...went a season-best 4-of-6 from the 3-point line in the first meeting against the Bulldogs...led the Broncos in rebounding three times, including his then-career-high, nine-rebound performance against Cal State Bakersfield (March 2)...led Boise State with a career-high three steals against the Rainbow Warriors (Feb. 3)...career-high three assists against Fresno State.

### HIGH SCHOOL

As a SENIOR, led George Washington High School to a 26-2 record and a runner-up finish in the state championship...scored 25 points and grabbed 11 rebounds in title game...averaged 23 points and 10 rebounds per game...earned Scout.com Player of the Year and was named a member of the Denver Post All-Colorado Team...named first-team all-state...also voted honorable mention all-state as a JUNIOR after averaging 14 points and seven rebounds per game...played in the West Coast All-Stars Best of the Best Game...high school coach was Mike Rogers...averaged 17 points and six rebounds per game at New Hampton Prep...shot 42 percent from beyond the arc...also successful off the court, achieving a 3.7 GPA...two-time honor roll member...prep school coach was Pete Hutchins.

**MAJOR**  
Finance

### BROPLEH'S CAREER STATS

Year	GP-GS	Min	Avg	FG-FGA	Pct	3FG-3FGA	Pct	FT-FTA	Pct	Off-Def	Tot	Avg	PF-FO	Ast	TO	Blk	Stl	Pts	Avg
2010-11	34-1	423	12.4	40-93	.430	21-51	.412	26-38	.684	18-65	83	2.4	28-0	15	18	2	15	127	3.7
2011-12	30-11	566	18.9	68-177	.384	29-86	.337	46-68	.676	28-74	102	3.4	45-1	8	32	2	9	211	7.0
2012-13	30-0	383	12.8	39-102	.382	15-50	.300	13-19	.684	12-44	56	1.9	42-0	20	17	1	8	106	3.5
<b>TOTAL</b>	<b>94-12</b>	<b>1372</b>	<b>14.6</b>	<b>147-372</b>	<b>.395</b>	<b>65-187</b>	<b>.348</b>	<b>85-125</b>	<b>.680</b>	<b>58-183</b>	<b>241</b>	<b>2.6</b>	<b>115-1</b>	<b>43</b>	<b>67</b>	<b>5</b>	<b>32</b>	<b>444</b>	<b>4.7</b>

BOISE STATE

## BRONCO CAREER HIGHS

**MINUTES:**

..... 38 vs UNLV; Jan. 25, 2012

**FIELD GOALS MADE:**

..... 7 vs Cal State Northridge; Nov. 19, 2011

**FIELD GOALS ATTEMPTED:**

..... 15 vs UNLV; Jan. 25, 2012

**FIELD GOAL PERCENTAGE (Min. 8 att.):**

..... .636 (7-11) vs Cal State Northridge; Nov. 19, 2011

**3-POINT FIELD GOALS MADE:**

..... 4 (three times) vs UNLV; Jan. 25, 2012\*

**3-POINT FIELD GOALS ATTEMPTED:**

..... 9 vs UNLV; Jan. 25, 2012

**3-POINT FIELD GOAL PERCENTAGE (Min. 5 att.):**

..... .667 (4-6) vs Fresno State; Feb. 10, 2011

**FREE THROWS MADE:**

..... 6 at New Mexico; March 3, 2012

**FREE THROWS ATTEMPTED:**

..... 8 at UNLV; Feb. 22, 2012

**FREE THROW PERCENTAGE (Min. 8 att.):**

..... .375 (3-8) at UNLV; Feb. 22, 2012\*

**OFFENSIVE REBOUNDS:**

..... 4 at UNLV; Feb. 22, 2012

**DEFENSIVE REBOUNDS:**

..... 10 vs UNLV; Jan. 25, 2012

**TOTAL REBOUNDS:**

..... 13 vs UNLV; Jan. 25, 2012

**ASSISTS:**

..... 3 (three times) vs Nevada; Feb. 27, 2013

**BLOCKS:**

..... 1 (four times) vs TCU; Feb. 18, 2012\*

**STEALS:**

..... 3 (twice) at Air Force; Jan. 19, 2013

**POINTS:**

..... 20 vs Cal State Northridge; Nov. 19, 2011

\* Denotes last occurrence.

B  
A  
S  
K  
E  
T  
B  
A  
L  
L



#11



**Jeff Elorriaga**

**SENIOR  
GUARD  
6-2/201**

**PORTLAND, ORE.  
JESUIT HS**

**2012-13: .447 3-PT FG Pct., No. 6 in NCAA  
MW LEADER IN 3-PT FGM AND 3-PT FG Pct.**

**Elorriaga in the Bronco Record Book**

- No. 1 single-game 3-pointers (10; Dec. 30, 2012)
- No. 2 single-season 3-point FGM (84; 2012-13)
- No. 5 single-season 3-point FG Pct. (.477; 2012-13)
- No. 6 career 3-point FG Pct. (.417)
- No. 9 career 3-point FGM (151)

**JUNIOR (2012-13)**

Started each of his 29 games played for the Broncos, missing three due to concussions...averaged 10.2 points per game to rank third on the team...led the league and ranked sixth-nationally in 3-point field goal percentage (.447)...knocked down 84-of-188 attempts from beyond the arc, the fifth-best single-season percentage all-time at Boise State...his 84 3-point field goals are tied for the second-most in Boise State single-season history, and his 3-point field goals made per game (2.90) ranked 27th-nationally and led the MW...knocked down a school- and conference-record 10 3-pointers en route to a team- and career-high 30 points against Corban (Dec. 30)...was the first game with 10-plus 3-pointers in the NCAA in 2012-13, and was just the 23rd since the NCAA moved the 3-point line back in 2008-09...had 14 games with at least three 3-pointers, and seven games with at least five...career-high 13 double-figure scoring games is more than his entire two previous seasons combined...had first three 20-point games of career...ranked fifth in the MW in minutes played (33.86), a mark that also led the team...played the entire 40 minutes in seven games...hit two 3-pointers in the final 31 seconds against No. 25 Wyoming (Jan. 9) - including a buzzer beater that sent the Broncos to a 63-61 victory...finished 6-of-10 from the 3-point line against the Cowboys, tying for the team high with 18 points...went a career-best 8-of-11 (.727) from the field against UT Arlington (Jan. 2) en route to 22 points, his second-straight game with 20-plus...went a career-best 6-for-9 (.667) from the 3-point line against the Mavericks, and registered team highs in rebounds (nine), assists (four) and steals (three)...career-high six assists against Walla Walla (Jan. 5)...tied his career high with four steals against LSU (Dec. 14)...pulled down a career-high 10 rebounds against Louisiana-Lafayette (Nov. 18)...named Mountain West Spring Academic All-Conference.

**SOPHOMORE (2011-12)**

Played in 26 games, including 16 starts...played in each of the first 18 games - including 14-consecutive starts - before suffering a fractured thumb against TCU (Jan. 21)...missed four games due to the injury...averaged 6.0 points and 2.4 rebounds per game...was 47-of-125 from the floor (.376), including a mark of 39-for-101 from beyond the arc (.386)...led the Broncos in 3-point field goal percentage on the season...career 3-point field goal percentage (.385; 67-of-174) ranks 10th all-time at Boise State...went 23-of-25 from the free throw line (.920), knocking down each of his final 21 attempts of the season...did not miss a free throw after going 1-for-2 against Utah, Nov. 16...tied his career-high with four 3-pointers against Northern Illinois (Nov. 26) en route to a career-high 14 points...also hit four 3-pointers against Air Force (Jan. 14), tying his career-best mark for 3-point field goal percentage (4-6; .667)...his 12 points against the Falcons led the team...had five double-digit outings on the season...career-high six rebounds three times, leading the team in the statistical category twice...career-high six assists against Utah (Nov. 16)...led team in assists five times...named Mountain West Spring Academic All-Conference.

**ELORRIAGA'S CAREER STATS**

Year	GP-GS	Min	Avg	FG-FGA	Pct	3FG-3FGA	Pct	FT-FTA	Pct	Off-Def	Tot	Avg	PF-FO	Ast	TO	Blk	Stl	Pts	Avg
2010-11	30-11	549	18.3	31-84	.369	28-73	.384	11-14	.786	2-41	43	1.4	40-0	31	12	1	20	101	3.4
2011-12	26-16	725	27.9	47-125	.376	39-101	.386	23-25	.920	7-56	63	2.4	35-0	46	22	2	18	156	6.0
2012-13	29-29	982	33.9	99-223	.444	84-188	.447	14-20	.700	9-89	98	3.4	66-1	64	19	0	37	296	10.2
<b>TOTAL</b>	<b>85-56</b>	<b>2256</b>	<b>26.5</b>	<b>177-432</b>	<b>.410</b>	<b>151-362</b>	<b>.417</b>	<b>48-59</b>	<b>.814</b>	<b>18-186</b>	<b>204</b>	<b>2.4</b>	<b>141-1</b>	<b>141</b>	<b>53</b>	<b>3</b>	<b>75</b>	<b>553</b>	<b>6.5</b>

BOISE STATE

## BRONCO CAREER HIGHS

### MINUTES:

..... 40 (eight times) vs La Salle; March 20, 2013\*

### FIELD GOALS MADE:

..... 10 vs Corban; Dec. 30, 2012

### FIELD GOALS ATTEMPTED:

..... 17 vs Corban; Dec. 30, 2012

### FIELD GOAL PERCENTAGE (Min. 8 att.):

..... .727 (8-11) at UT Arlington; Jan. 2, 2013

### 3-POINT FIELD GOALS MADE:

..... 10 vs Corban; Dec. 30, 2012

### 3-POINT FIELD GOALS ATTEMPTED:

..... 16 vs Corban; Dec. 30, 2012

### 3-POINT FIELD GOAL PERCENTAGE (Min. 5 att.):

..... .667 (6-9) at UT Arlington; Jan. 2, 2013

### FREE THROWS MADE:

..... 4 (four times) vs TCU; Feb 18, 2012\*

### FREE THROWS ATTEMPTED:

..... 4 (four times) vs TCU; Feb 18, 2012\*

### FREE THROW PERCENTAGE (Min. 8 att.):

..... N/A

### OFFENSIVE REBOUNDS:

..... 2 (twice) at Fresno State; Feb. 23, 2013\*

### DEFENSIVE REBOUNDS:

..... 9 vs Louisiana; Nov. 18, 2012

### TOTAL REBOUNDS:

..... 10 vs Louisiana; Nov. 18, 2012

### ASSISTS:

..... 6 vs Walla Walla; Jan. 5, 2013

### BLOCKS:

..... 1 (three times) vs Utah; Nov. 16, 2011\*

### STEALS:

..... 4 (twice) vs LSU; Dec. 14, 2012\*

### POINTS:

..... 30 vs Corban; Dec. 30, 2012

\* Denotes last occurrence.

### FRESHMAN (2010-11)

Appeared in 30 of the Broncos' record-setting 35 games, including 11 starts...made his first-career start against Fresno State (Feb. 10), and started 11 of the team's final 12 games (did not start Senior Night against Cal State Bakersfield)...team was 9-2 with Elorriaga in the starting line-up...played an average of 10.8 minutes per game in 18 appearances during the season's first 23 games, then ranked second on the team in minutes played (27.8) once being inserted into the starting line-up...averaged 3.4 points and 1.4 rebounds in his debut season with the Broncos...28 of his 31 field goals in 2010-11 came from beyond the arc...was 28-of-73 (.384) from the 3-point line on the season, including a team-best mark of 11-of-22 (.500) in the postseason (including the WAC Tournament)...knocked down multiple 3-pointers in 10 games, including a career-high four against both New Mexico State in the semifinals of the WAC Tournament (March 11) and against Austin Peay in the opening round of the College Basketball Invitational (March 15)...the 3-point total against the Aggies is tied for the seventh-most in a conference tournament all-time at Boise State...3-point field goal percentage against NMSU is also tied for seventh (.667; 4-of-6) in Boise State conference tournament history...scored a career-high 12 points in the games against NMSU and Austin Peay, two of four double-digit outings on the season...led the Broncos with a career-high five rebounds against Utah State in the championship game of the WAC Tournament (March 12)...led the Broncos in steals five times, including a career-high four against Utah State in the WAC Tournament Championship Game...steals total is tied for the second-most all-time at Boise State in a conference tournament game...nine steals in the postseason led the Broncos...career-high four assists against Fresno State (Feb. 10)...went 2-for-2 from beyond the arc en route to six points – and added three assists – in his collegiate debut against Western State (Colo.) (Nov. 13).

### HIGH SCHOOL

Two-year starter at Jesuit under coach Gene Potter...helped Crusaders to back-to-back OSAA 6A State Championships...named third-team All-Metro League as both a JUNIOR and SENIOR...averaged eight points, four rebounds and three assists as a senior...recorded nine points, four assists, three rebounds and 2.5 steals per game as a junior...also guided Jesuit to state championship game in football as starting quarterback during his senior year...was a first-team all-league selection at quarterback...named to high school honor roll as a junior.

### MAJOR

Finance

B  
A  
S  
K  
E  
T  
B  
A  
L  
L





Ryan Watkins

SENIOR  
FORWARD  
6-9/242

CANYON COUNTRY, CALIF.  
RESEDA HS

JUNIOR (2012-13)

Appeared in each of the Broncos' 32 games during the regular season, including starts in 31...came off the bench on Senior Night against San Diego State, March 9...averaged 8.4 points per game, ranking fourth on the team... was 111-of-180 from the field (.617), the eighth-best single-season mark in school history...averaged 6.8 rebounds per game, leading the team and ranking eighth in the Mountain West...offensive rebounding average of 3.16 ranked third in the league...scored in double figures a career-high 11 times...seven double-figure rebounding games... recorded a team-high five double-doubles...included was a streak of three-straight: had 12 points and 10 rebounds against No. 19/21 New Mexico (Jan. 16); had 24 points and 13 rebounds against Air Force (Jan. 19); and 10 points and 18 rebounds against Fresno State (Jan. 23)...also had double-doubles against LSU, Dec. 14 (12 points; 17 rebounds), and Walla Walla, Jan. 5 (22 points; 11 rebounds)...rebounding total against the Bulldogs was a career high and tied for the highest total in the MW during the season...rebounding effort against the Tigers was the third-highest total in the league during the regular season, and included a career-high 10 on the offensive end...scoring output against the Falcons was a career high, as were his field goals made (10), field goal attempts (14) and blocks (three)...was 9-for-11 (.818) from the floor against Walla Walla, a career best...career-high three steals against UC Santa Barbara (Nov. 24)...career-high-tying two assists three times...knocked down his first-career 3-pointer against UNLV (Feb. 2).

SOPHOMORE (2011-12)

Played in 29 games, including 16 starts...averaged 6.8 points and 4.0 rebounds per game...rebounding average ranked 19th in the Mountain West...his 1.90 offensive rebounds per game ranked seventh in the league...went 74-of-161 from the floor, the third-best field goal percentage on the team (.460)...scored in double figures a career-best nine times, including a career- and team-high 19 points against Portland (Dec. 7)...registered his first-career double-double against Fresno State (Dec. 19), scoring a team-high 18 points and pulling down a career-high 11 rebounds...nine of his rebounds came on the offensive end against the Bulldogs, and he also went a career-best 8-for-11 from the free throw line (.727)...was a perfect 7-of-7 from the floor against Colorado Christian (Nov. 11) in the season opener, and was also perfect on five attempts against Cal State Northridge (Nov. 19)...went a career-best 7-of-9 (.778) from the floor against New Mexico (March 3), coming off the bench to score 16 points...also tied his career high with two steals and two assists against the Lobos...led the Broncos in scoring twice and in rebounding eight times.

FRESHMAN (2010-11)

Played in each of the Broncos' record-setting 35 2010-11 games, including 23 starts...is the only freshman in school history to appear in as many games during his debut season...made his first-career start against Drake (Dec. 12), then returned to the starting line-up against Louisiana Tech (Dec. 29) and started 22 of the final 23 games of the season...did not start Senior Night against Cal State Bakersfield (March 2)...averaged 5.7 points and 3.5 rebounds per game...went 73-of-141 (.518) from the floor, leading all Broncos with more than 100 attempts in field goal percentage...during the postseason – including the WAC Tournament – averaged 9.6 points on a team-high

WATKINS' CAREER STATS

Year	GP-GS	Min	Avg	FG-FGA	Pct	3FG-3FGA	Pct	FT-FTA	Pct	Off-Def	Tot	Avg	PF-FO	Ast	TO	Blk	Stl	Pts	Avg
2010-11	35-23	491	14.0	73-141	.518	0-0	.000	53-71	.746	51-70	121	3.5	75-3	14	20	15	17	199	5.7
2011-12	29-16	450	15.5	74-161	.460	0-0	.000	48-71	.676	55-60	115	4.0	69-0	10	33	5	18	196	6.8
2012-13	32-31	683	21.3	111-180	.617	1-2	.500	46-64	.719	101-116	217	6.8	94-3	14	33	12	19	269	8.4
<b>TOTAL</b>	<b>96-70</b>	<b>1624</b>	<b>16.9</b>	<b>258-482</b>	<b>.535</b>	<b>1-2</b>	<b>.500</b>	<b>147-206</b>	<b>.714</b>	<b>207-246</b>	<b>453</b>	<b>4.7</b>	<b>238-6</b>	<b>38</b>	<b>86</b>	<b>32</b>	<b>54</b>	<b>664</b>	<b>6.9</b>

B  
O  
I  
S  
E  
S  
T  
A  
T  
E



## BRONCO CAREER HIGHS

### MINUTES:

..... 34 at Air Force; Jan. 19, 2013

### FIELD GOALS MADE:

..... 10 at Air Force; Jan. 19, 2013

### FIELD GOALS ATTEMPTED:

..... 13 (twice) at Air Force; Jan. 19, 2013\*

### FIELD GOAL PERCENTAGE (Min. 8 att.):

..... .818 (9-11) vs Walla Walla; Jan. 5, 2013

### 3-POINT FIELD GOALS MADE:

..... .1 vs UNLV; Feb. 2, 2013

### 3-POINT FIELD GOALS ATTEMPTED:

..... 1 (twice) vs UNLV; Feb. 2, 2013\*

### 3-POINT FIELD GOAL PERCENTAGE (Min. 5 att.):

..... N/A

### FREE THROWS MADE:

..... 8 vs Fresno State; Dec. 19, 2011

### FREE THROWS ATTEMPTED:

..... 11 vs Fresno State; Dec. 19, 2011

### FREE THROW PERCENTAGE (Min. 8 att.):

..... .727 (8-11) vs Fresno State; Dec. 19, 2011

### OFFENSIVE REBOUNDS:

..... .10 vs LSU; Dec. 14, 2012

### DEFENSIVE REBOUNDS:

..... .10 (twice) vs Fresno State; Jan. 23, 2013\*

### TOTAL REBOUNDS:

..... 18 vs Fresno State; Jan. 23, 2013

### ASSISTS:

..... 2 (six times) at Air Force; Jan. 19, 2013\*

### BLOCKS:

..... .3 at Air Force; Jan. 19, 2013

### STEALS:

..... .3 vs UC Santa Barbara; Nov. 24, 2012

### POINTS:

..... 24 at Air Force; Jan. 19, 2013

\* Denotes last occurrence.

57.1 field goal percentage (16-of-28)...scored in double figures six times, including a career-high 18 points against Evansville in the second round of the College Basketball Invitational (March 21)...led Boise State in scoring against the Purple Aces, and against New Mexico State in the semifinals of the WAC Tournament (March 11)...led the Broncos in rebounding seven times, including a career-high nine rebounds against UC Davis (Nov. 21)...led the Broncos in blocks nine times, and recorded a career-high two three times...career-high two assists twice, and a career-high two steals four times...scored six points, including going a perfect 4-for-4 from the free throw line, and pulled down three rebounds in his collegiate debut against Western State (Colo.) (Nov. 13).

### HIGH SCHOOL

Graduated from Reseda High School in 2009...averaged 22.7 points, 11.1 rebounds and 2.0 blocks per game as a SENIOR, leading Reseda to the Division II state playoffs...after high school guided Double Pump Elite AAU team to Las Vegas Invitational Championship.

### MAJOR

Communication

B  
A  
S  
K  
E  
T  
B  
A  
L  
L





# Anthony Drmic

**JUNIOR**  
**GUARD/FORWARD**  
**6-6/192**

**ENDEAVOR HILLS, VICTORIA, AUSTRALIA**  
**AUSTRALIA INSTITUTE OF SPORT**

**2013-14 PRESEASON ALL-MOUNTAIN WEST**  
**2012-13 ALL-MOUNTAIN WEST SECOND TEAM**  
**2011-12 ALL-MOUNTAIN WEST HONORABLE MENTION**

### Drmic in the Bronco Record Book

- No. 1 points scored by a sophomore (565; 2012-13)
- No. 2 points scored by a freshman (348; 2011-12)
- No. 5 single-season 3-point FGM (80; 2012-13)
- No. 6 single-season points (565; 2012-13)
- No. 10 single-season scoring avg. (17.7; 2012-13)
- No. 11 career 3-point FGM (137)

#### SOPHOMORE (2012-13)

Was the only player to start each of Boise State's 32 games...named All-Mountain West Second Team...averaged a team-best 17.7 points per game, tied for the 10th-highest in Boise State single-season history, and the highest since Reggie Larry averaged 19.4 points per game in 2007-08...scoring average ranked second in the MW and 65th-nationally...his 18.8 points per game during conference play led the league...his 565 points are the sixth-most in Boise State single-season history...scored in double figures in a career-high 27 games, and scored 20-or-more in a league-leading 16 games – the most by a Bronco since Reggie Larry had 18 in 2007-08...included were nine 20-point outings during conference play, also a MW best...scored a career-high 34 points against LSU (Dec. 14), one of only eight players in the MW to register a 30-point game during the regular season...scored 28 points against LaSalle in the NCAA Tournament (March 20), the highest-scoring game by a Bronco all-time in the postseason, regardless of tournament...ranked second in the league in 3-point field goal percentage (.392) and third in 3-point field goals made (2.50)...his 80 3-point field goals tied for the fifth-most all-time in Boise State single-season history...3-point field goal percentage ranked 45th-nationally, and his 3-pointers per game ranked 65th-nationally...was 80-of-204 (.392) on the season, the fourth-most 3-pointers attempted in a season by a Bronco all-time...went 115-of-148 at the free throw line (.777), ranking sixth in the MW...was 185-of-399 from the floor on the season (.464), ranking fifth in the league in field goal percentage...ranked second on the team in minutes played (32.1), a mark that ranked ninth in the MW...rebounding average (4.6) ranked third on the team and 18th in the MW...went 12-for-18 (.667) from the field against LSU, and tied his career high with six 3-pointers...performance earned him his first-career Mountain West Player of the Week honor...set career bests in both field goal percentage (.800; 8-10) and 3-point field goal percentage (.714; 5-7) against Walla Walla (Jan. 5)...pulled down 10 rebounds against Oakland (Nov. 13), registering his second-career double-double...led the Broncos in scoring 17 times...scored 17 points in Boise State's 83-70 victory over No. 11/11 Creighton (Nov. 28), the highest-ranked team Boise State has defeated all-time...career-high two blocks against New Orleans (Dec. 23)...tied his career high with six assists against Corban (Dec. 30)...career-best 9-for-10 performance at the free throw line against UNLV (.900; Feb. 2)...knocked down a career-high 12 free throws (on 15 attempts) in the Broncos' win over Fresno State, Feb. 23...season-high three steals against San Diego State in the quarterfinals of the MW Tournament, March 13.

#### FRESHMAN (2011-12)

Started each of his 29 games played in his debut season with the Broncos...missed the Iowa game (Dec. 22) with an ankle injury...starts are the second-most by a Bronco freshman since 1977-78...start against Colorado Christian (Nov. 11) marked the first time a Boise State freshman started a season-opener since Coby Karl in 2003-04...named honorable mention All-Mountain West...named MW Freshman of the Year and third-team All-MW by College Sports Madness...led the Broncos in scoring at 12.0 points per game, the third-highest mark by a freshman in school

#### DRMIC'S CAREER STATS

Year	GP-GS	Min	Avg	FG-FGA	Pct	3FG-3FGA	Pct	FT-FTA	Pct	Off-Def	Tot	Avg	PF-FO	Ast	TO	Blk	Stl	Pts	Avg
2011-12	29-29	888	30.6	111-291	.381	57-180	.317	69-94	.734	30-114	144	5.0	69-0	60	38	5	33	348	12.0
2012-13	32-32	1027	32.1	185-399	.464	80-204	.392	115-148	.777	30-117	147	4.6	96-4	74	67	8	20	565	17.7
<b>TOTAL</b>	<b>61-61</b>	<b>1915</b>	<b>31.4</b>	<b>296-690</b>	<b>.429</b>	<b>137-384</b>	<b>.357</b>	<b>184-242</b>	<b>.760</b>	<b>60-231</b>	<b>291</b>	<b>4.8</b>	<b>165-4</b>	<b>134</b>	<b>105</b>	<b>13</b>	<b>53</b>	<b>913</b>	<b>15.0</b>

BOISE STATE

## BRONCO CAREER HIGHS

### MINUTES:

.....45 vs New Mexico; Jan. 16, 2013

### FIELD GOALS MADE:

.....12 vs LSU; Dec. 14, 2012

### FIELD GOALS ATTEMPTED:

.....20 vs San Diego State; March 13, 2013

### FIELD GOAL PERCENTAGE (Min. 8 att.):

......800 (8-10) vs Walla Walla; Jan. 5, 2013

### 3-POINT FIELD GOALS MADE:

.....6 (twice) vs LSU; Dec. 14, 2012\*

### 3-POINT FIELD GOALS ATTEMPTED:

.....12 at Long Beach State; Nov. 22, 2011

### 3-POINT FIELD GOAL PERCENTAGE (Min. 5 att.):

......714 (5-7) vs Walla Walla; Jan. 5, 2013

### FREE THROWS MADE:

.....12 at Fresno State; Feb. 23, 2013

### FREE THROWS ATTEMPTED:

.....15 at Fresno State; Feb. 23, 2013

### FREE THROW PERCENTAGE (Min. 8 att.):

......900 (9-10) vs UNLV; Feb. 2, 2013

### OFFENSIVE REBOUNDS:

.....4 at Air Force; Feb. 11, 2012

### DEFENSIVE REBOUNDS:

.....10 at Colorado State; Jan. 17, 2012

### TOTAL REBOUNDS:

.....12 at Colorado State; Jan. 17, 2012

### ASSISTS:

.....6 (twice) vs Corban; Dec. 30, 2012\*

### BLOCKS:

.....2 vs New Orleans; Dec. 23, 2012

### STEALS:

.....5 vs Northern Illinois; Nov. 26, 2011

### POINTS:

.....34 vs LSU; Dec. 14, 2012

\* Denotes last occurrence.

history...average ranked tied for 13th in the MW and led all league freshmen...also led the Broncos in rebounding at 5.0 per game, a mark that ranked tied for fourth all-time amongst Bronco freshmen...average ranked ninth in the MW and led all league freshmen...3.93 defensive rebounds per game ranked eighth in the MW and led all league freshmen...set Boise State's freshman single-season record for 3-pointers (57)...averaged 1.97 made per game, ranking sixth in the MW and leading all league freshmen...ranks amongst Boise State's all-time freshman leaders in the following statistical categories: points (348; second), rebounds (144; fourth), assists (60; fifth), steals (33; fifth) and free throw percentage (.734, 69-of-94; seventh)...career-high 26 points against Idaho (Dec. 31) were the most scored by a player from either team in the series since 2002, and the most scored by a freshman since Steve Shepherd also scored 26 against Montana State, Feb. 26, 1994...one of three 20-point games on the season, the most by a Bronco freshman since Tanoka Beard registered four in 1989-90...had 18 double-digit scoring games on the season...knocked down a career-high six 3-pointers against the Vandals...had 10 games with three-or-more 3-pointers...led the Broncos in steals 10 times, in scoring nine times, in assists seven times and in rebounding six times...knocked down two free throws with nine-tenths of a second remaining to send the Broncos to a 65-64 victory over TCU (Feb. 18)...scored 12 points and pulled down 10 rebounds against Air Force (Feb. 11), registering his first-career double-double...career-high 12 rebounds against Colorado State (Jan. 17)...career-high five steals against Northern Illinois (Nov. 26)...career-high six assists against Portland (Dec. 3).

### HIGH SCHOOL

Scholarship holder at the Australian Institute of Sport...named to the Australian Boomers team in August 2011...represented the Australian U19 National Team at the World Championships in Latvia in the summer of 2011...averaged 15.4 points with a .683 field goal percentage – tied for seventh-best at the tournament – en route to leading the team to a sixth-place finish at the event...averaged 23.2 points on 51 percent shooting in 2011...added 6.8 rebounds and five assists per game...in 2010, averaged 15 points, five rebounds and four assists per game...led the U19 Australian National Team to the title at the Albert Schweitzer Games in Germany.

### MAJOR

Communication



# BASKETBALL



Igor Hadziomerovic

JUNIOR  
GUARD  
6-4/207

MELBOURNE, AUSTRALIA  
AUSTRALIA INSTITUTE OF SPORT

B  
O  
I  
S  
E  
  
S  
T  
A  
T  
E

**SOPHOMORE (2012-13)**

Appeared in 29 games on the season, including 26 starts...averaged 5.2 points per game...scored in double figures in four games, including a season-high 15 points against Oakland (Nov. 13)...went a career-best 5-for-8 (.625) from the floor against Idaho (Dec. 20) en route to 10 points...career-high six rebounds – all defensive – against LSU, Dec. 14...registered another six-rebound game against New Orleans (Dec. 23)...season-high six assists against Seattle (Dec. 2)...had at least four assists in seven games...career-high two blocks against Fresno State (Jan. 23).

**FRESHMAN (2011-12)**

Played in 15 games during his debut season with the Broncos, starting four...played in each of the first 10 games before suffering a foot injury in practice prior to the Denver game (Dec. 17), and returned to the line-up against Colorado State (Feb. 15)...start against Colorado Christian (Nov. 11) marked the first start by a Bronco freshman in a season-opener since Coby Karl in 2003-04...averaged 4.9 points and 1.5 rebounds on the season...scored a career-high 18 points against Cal State Northridge (Nov. 19), with 17 points coming in the second half...knocked down a career-best 5-of-7 (.714) from the 3-point line against the Matadors...also scored in double figures against Idaho State (10; Dec. 5)...season-high three steals against the Matadors...led the Broncos in the statistical category four times...season-high seven assists against Indiana State (Dec. 3) led the team...season-high five rebounds at LSU (Dec. 10) tied for the team high.

**HIGH SCHOOL**

Scholarship holder at the Australian Institute of Sport...represented the Australian U19 National Team at the World Championships in Latvia in the summer of 2011...helped lead squad to a sixth-place finish, averaging 10.9 points per game...averaged 19 points on 52 percent shooting in 2011...added 5.3 rebounds and 2.3 steals per game...averaged 23 points and five assists per game for the Victoria State squad that won the U20 National Tournament.

**MAJOR**

Communication

**HADZIOMEROVIC'S CAREER STATS**

Year	GP-GS	Min	Avg	FG-FGA	Pct	3FG-3FGA	Pct	FT-FTA	Pct	Off-Def	Tot	Avg	PF-FO	Ast	TO	Blk	Stl	Pts	Avg
2011-12	15-4	250	16.7	23-55	.418	9-23	.391	19-31	.613	9-13	22	1.5	25-0	23	23	0	11	74	4.9
2012-13	29-26	749	25.8	56-154	.364	16-63	.254	24-39	.615	15-71	86	3.0	66-1	59	44	6	24	152	5.2
<b>TOTAL</b>	<b>44-30</b>	<b>999</b>	<b>22.7</b>	<b>79-209</b>	<b>.378</b>	<b>25-86</b>	<b>.291</b>	<b>43-70</b>	<b>.614</b>	<b>24-84</b>	<b>108</b>	<b>2.5</b>	<b>91-1</b>	<b>82</b>	<b>67</b>	<b>6</b>	<b>35</b>	<b>226</b>	<b>5.1</b>

## BRONCO CAREER HIGHS

**MINUTES:**

..... 37 at Wyoming; Jan. 9, 2013

**FIELD GOALS MADE:**

..... 6 vs Cal State Northridge; Nov. 19, 2011

**FIELD GOALS ATTEMPTED:**

..... 12 vs UC Santa Barbara; Nov. 24, 2011

**FIELD GOAL PERCENTAGE (Min. 8 att.):**

..... .625 (5-8) vs Idaho; Dec. 20, 2012

**3-POINT FIELD GOALS MADE:**

..... 5 vs Cal State Northridge; Nov. 19, 2011

**3-POINT FIELD GOALS ATTEMPTED:**

..... 7 (twice) vs Oakland; Nov. 13, 2012\*

**3-POINT FIELD GOAL PERCENTAGE (Min. 5 att.):**

..... .714 (5-7) vs Cal State Northridge; Nov. 19, 2011

**FREE THROWS MADE:**

..... 4 (three times) vs Colorado State; Feb. 15, 2012\*

**FREE THROWS ATTEMPTED:**

..... 9 vs Idaho State; Dec. 5, 2011

**FREE THROW PERCENTAGE (Min. 8 att.):**

..... .444 (4-9) vs Idaho State; Dec. 5, 2011

**OFFENSIVE REBOUNDS:**

..... 2 (five times) vs San Diego State; March 13, 2013\*

**DEFENSIVE REBOUNDS:**

..... 6 vs LSU; Dec. 14, 2012

**TOTAL REBOUNDS:**

..... 6 (twice) vs New Orleans; Dec. 23, 2012\*

**ASSISTS:**

..... 7 vs Indiana State; Dec. 3, 2011

**BLOCKS:**

..... 2 vs Fresno State; Jan. 23, 2013

**STEALS:**

..... 3 vs Cal State Northridge; Nov. 19, 2011

**POINTS:**

..... 18 vs Cal State Northridge; Nov. 19, 2011

\* Denotes last occurrence.



B  
A  
S  
K  
E  
T  
B  
A  
L  
L



**Joe Hanstad**

**JUNIOR  
GUARD  
6-4/199**

**DICKINSON, N.D.  
DICKINSON HS**

**SOPHOMORE (2012-13)**

Appeared in 22 of the Broncos' 2012-13 games, including two starts...first start of the season came at No. 25 Wyoming (Jan. 9), and also started against Air Force (Jan. 19)...averaged 1.4 points per game...season-high 10 points against Corban (Dec. 30)...added a career-high five assists and tied his career high with three steals against the Warriors...also had three steals against Utah (Dec. 5)...recorded another five-assist game against Walla Walla (Jan. 5)...named Mountain West Spring Academic All-Conference and earned the MW Scholar-Athlete Award for 2012-13.

**FRESHMAN (2011-12)**

Played in 18 games during his debut season with the Broncos, including five starts...burned his redshirt against Denver (Dec. 17)...started his first-career game against Air Force (Feb. 11), the first of five-consecutive starts...averaged 3.3 points and 1.2 rebounds on the season...led the Broncos with a career-high 19 points against the Falcons...knocked down a career-high four 3-pointers in his starting debut...also pulled down a career-high five rebounds against Air Force, earning College Basketball Madness MW Player of the Week honors...led the Broncos with 13 points against Wyoming (Jan. 28)...named Mountain West Spring Academic All-Conference and earned the MW Scholar-Athlete Award for 2011-12.

**HIGH SCHOOL**

As a SENIOR, was averaging 25.1 points and 6.4 rebounds per game before suffering an injury to his right wrist...returned from the wrist injury for the regional tournament, but fell one game short of a trip to state...was still the only unanimous player voted Class A All-North Dakota First Team, despite missing half the season...third-straight first-team all-state honor...was also named West Region Senior Player of the Year and Class A Outstanding Senior Athlete of the Year...garnered All-Western Dakota Association honors for the fourth-straight year...averaged 23.5 points per game at the regional tournament...JUNIOR year led the WDA in scoring at 23.2 points per game...his 7.2 rebounds per game ranked third in the league...broke his school's scoring record – that had stood for 45 years – during his junior season...SOPHOMORE year named North Dakota's Gatorade Player of the Year after averaging 26.8 points, 7.1 rebounds and 3.9 assists per game...FRESHMAN year averaged 14 points and 3.2 assists per game en route to rookie of the year honors.

**MAJOR**

Business (Management)

**HANSTAD'S CAREER STATS**

Year	GP-GS	Min	Avg	FG-FGA	Pct	3FG-3FGA	Pct	FT-FTA	Pct	Off-Def	Tot	Avg	PF-FO	Ast	TO	Blk	Stl	Pts	Avg
2011-12	18-5	248	13.8	20-45	.444	11-34	.324	8-10	.800	5-17	22	1.2	15-0	8	14	1	3	59	3.3
2012-13	22-2	188	8.5	10-24	.417	5-15	.333	6-8	.750	2-9	11	0.5	15-0	15	8	1	10	31	1.4
<b>TOTAL</b>	<b>40-7</b>	<b>436</b>	<b>10.9</b>	<b>30-69</b>	<b>.435</b>	<b>16-49</b>	<b>.327</b>	<b>14-18</b>	<b>.778</b>	<b>7-26</b>	<b>33</b>	<b>0.8</b>	<b>30-0</b>	<b>23</b>	<b>22</b>	<b>2</b>	<b>13</b>	<b>90</b>	<b>2.3</b>

B  
O  
I  
S  
E  
S  
T  
A  
T  
E

## BRONCO CAREER HIGHS

**MINUTES:**

..... 33 at Air Force; Feb. 11, 2012

**FIELD GOALS MADE:**

..... 6 at Air Force; Feb. 11, 2012

**FIELD GOALS ATTEMPTED:**

.....11 at Air Force; Feb. 11, 2012

**FIELD GOAL PERCENTAGE (Min. 8 att.):**

.....545 (6-11) at Air Force; Feb. 11, 2012

**3-POINT FIELD GOALS MADE:**

..... 4 at Air Force; Feb. 11, 2012

**3-POINT FIELD GOALS ATTEMPTED:**

..... 9 at Air Force; Feb. 11, 2012

**3-POINT FIELD GOAL PERCENTAGE (Min. 5 att.):**

.....444 (4-9) at Air Force; Feb. 11, 2012

**FREE THROWS MADE:**

..... 4 (twice) at Colorado State; Jan 30, 2013\*

**FREE THROWS ATTEMPTED:**

..... 4 (three times) at Colorado State; Jan. 30, 2013\*

**FREE THROW PERCENTAGE (Min. 8 att.):**

..... N/A

**OFFENSIVE REBOUNDS:**

..... 1 (seven times) at Wyoming; Jan. 9, 2013\*

**DEFENSIVE REBOUNDS:**

..... 5 at Air Force; Feb. 11, 2012

**TOTAL REBOUNDS:**

..... 5 at Air Force; Feb. 11, 2012

**ASSISTS:**

..... 5 (twice) vs Walla Walla; Jan. 5, 2013\*

**BLOCKS:**

..... 1 (twice) vs Nevada; Feb. 27, 2013\*

**STEALS:**

..... 3 (twice) vs Corban; Dec. 30, 2012\*

**POINTS:**

..... 19 at Air Force; Feb. 11, 2012

\* Denotes last occurrence.

B  
A  
S  
K  
E  
T  
B  
A  
L  
L





**Derrick Marks**

**JUNIOR  
GUARD  
6-3/204**

**CHICAGO  
PLAINFIELD CENTRAL HS**

**2013-14 BOB COUSY AWARD WATCH LIST  
2013-14 PRESEASON ALL-MOUNTAIN WEST  
2012-13 ALL-MOUNTAIN WEST SECOND TEAM  
2011-12 ALL-MOUNTAIN WEST HONORABLE MENTION**

**Marks in the Bronco Record Book**

- No. 3 points scored by a sophomore (504; 2012-13)
- No. 6 single-season FTM (144; 2012-13)
- No. 6 single-season FT Pct. (.837; 2012-13)
- No. 9 single-season steals (56; 2012-13)
- No. 9 career FT Pct. (.7855)
- No. 16 single-season points (504; 2012-13)

**SOPHOMORE (2012-13)**

Started each of his 31 games played for the Broncos in 2012-13...named All-Mountain West Second Team...was also a three-time MW Player of the Week recipient, tied for the most in the league...averaged 16.3 points per game, ranking second on the team and sixth in the MW...averaged 16.5 points per game in conference play, ranking fourth in the league...also ranked third in the conference in assists (3.94)...504 points rank 16th on Boise State's all-time single-season list...scored in double figures in a career-high 24 games, including eight 20-point games and three 30-point games...number of 30-point outings tied the school record and ranked tied for second in the MW during the regular season...went 169-of-363 from the floor (.466), ranking fourth in the league in field goal percentage...was 144-of-172 at the free throw line (.837), the second-best percentage in the MW and the 65th-best nationally...percentage is also the sixth-best in Boise State single-season history...free throws made are the sixth-most in single-season history by a Bronco...went 12-for-12 from the free throw line twice during the season (LSU, Dec. 14; Fresno State, Jan. 23), the best marks in the MW in 2012-13 and tied for the second-best performances at the line all-time at Boise State...led the MW in steals, averaging 1.81 per game...mark ranked 89th-nationally...scored a career-high 38 points against Colorado State (March 2), including 33 in the second half...went 11-for-11 from the floor in the second stanza en route to tying the fifth-highest scoring output all-time at Boise State...only 18 times had a player from Boise State scored more in an entire game than he scored in the second half against the Rams...scored 35 points in leading the Broncos to an 83-70 victory over No. 11/11 Creighton (Nov. 28), the highest-ranked team Boise State has defeated all-time...scored 30 points against Fresno State (Jan. 23)...career-high nine assists against both Walla Walla (Jan. 5) and Air Force (Feb. 20)...career-high six steals against Seattle (Dec. 2)...career-high nine rebounds - all defensive - against San Diego State, March 9...averaged 11.3 points per second half, a mark that would rank in the league's top 20 in scoring by itself...scored in double figures in the second half in 15 games, including five with more than 20...scored 24-consecutive points for the Broncos against Colorado State (March 2), and 18-straight against Creighton (Nov. 28).

**FRESHMAN (2011-12)**

One of just two Broncos to appear in each of the team's 30 games...started 13 games during his debut season...notched his first start against TCU (Jan. 21), and started every game the rest of the season...named honorable mention All-Mountain West...averaged 9.4 points per game, ranking second on the team and second amongst freshmen in the MW...average was also tied for seventh all-time amongst Bronco freshmen...3.4 rebounds per game ranked fourth amongst league freshmen...63 assists led the Broncos, and ranked fifth all-time by a Boise State freshman...also ranked amongst Boise State's top-10 single-season freshmen marks in the following categories: free throws (83; third), field goal percentage (.495, 96-of-194; sixth), blocks (12; seventh), points (282; eighth), field goals (96; eighth), free throw percentage (.709, 83-of-117; eighth) and rebounds (102; 10th)...scored a career-high

**MARKS' CAREER STATS**

Year	GP-GS	Min	Avg	FG-FGA	Pct	3FG-3FGA	Pct	FT-FTA	Pct	Off-Def	Tot	Avg	PF-FO	Ast	TO	Blk	Stl	Pts	Avg
2011-12	30-13	645	21.5	96-194	.495	7-19	.368	83-117	.709	18-84	102	3.4	90-6	63	69	12	24	282	9.4
2012-13	31-31	934	30.1	169-363	.466	22-52	.423	144-172	.837	20-98	118	3.8	94-5	122	106	14	56	504	16.3
<b>TOTAL</b>	<b>61-44</b>	<b>1579</b>	<b>25.9</b>	<b>265-557</b>	<b>.476</b>	<b>29-71</b>	<b>.408</b>	<b>227-289</b>	<b>.785</b>	<b>38-182</b>	<b>220</b>	<b>3.6</b>	<b>184-11</b>	<b>185</b>	<b>175</b>	<b>26</b>	<b>80</b>	<b>786</b>	<b>12.9</b>

BOISE STATE



## BRONCO CAREER HIGHS

### MINUTES:

.....43 vs New Mexico; Jan. 16, 2013

### FIELD GOALS MADE:

..... 13 (twice) vs Colorado State; March 2, 2013\*

### FIELD GOALS ATTEMPTED:

.....22 vs San Diego State; March 13, 2013

### FIELD GOAL PERCENTAGE (Min. 8 att.):

.....1.000 (8-8) vs Colorado Christian; Nov. 11, 2011

### 3-POINT FIELD GOALS MADE:

.....4 vs Colorado State; March 2, 2013

### 3-POINT FIELD GOALS ATTEMPTED:

.....7 vs Colorado State; March 2, 2013

### 3-POINT FIELD GOAL PERCENTAGE (Min. 5 att.):

......571 (4-7) vs Colorado State; March 2, 2013

### FREE THROWS MADE:

.....13 vs Idaho; Dec. 20, 2012

### FREE THROWS ATTEMPTED:

..... 15 vs Cal State Northridge; Nov. 19, 2011

### FREE THROW PERCENTAGE (Min. 8 att.):

.. 1.000 (12-12; twice) vs Fresno State; Jan. 23, 2013\*

### OFFENSIVE REBOUNDS:

..... 3 (twice) vs Wyoming; Feb. 9, 2013\*

### DEFENSIVE REBOUNDS:

.....9 vs San Diego State; March 9, 2013

### TOTAL REBOUNDS:

.....9 vs San Diego State; March 9, 2013

### ASSISTS:

.....9 (twice) vs Air Force; Feb. 20, 2013\*

### BLOCKS:

..... 2 (six times) vs San Diego State; March 9, 2013\*

### STEALS:

..... 6 at Seattle; Dec. 2, 2012

### POINTS:

.....38 vs Colorado State; March 2, 2013

\* Denotes last occurrence.

21 points against No. 12/15 UNLV (Jan. 25)...led the Broncos with 20 points in his collegiate debut, going a perfect 8-for-8 from the floor against Colorado Christian (Nov. 11)...output marked the first 20-point game by a Bronco freshman since Anthony Thomas scored 21 against Hawaii, Jan. 20, 2007...was also the most points scored by a freshman playing in his first game since Tanoka Beard scored 23 in his debut against Lewis-Clark State, Nov. 24, 1989...the 8-for-8 mark was the best by a Bronco since Mark Sanchez went 9-for-9 against Pacific, Nov. 14, 2008...is one of only five Bronco freshmen with multiple 20-point games in the last 24 years...had 14 double-digit outings...led the Broncos in scoring seven times, in rebounding four times, in assists 10 times and in steals eight times...hit a game-winning, coast-to-coast lay-up with 0.8 seconds remaining against Colorado State (Feb. 15)...season-high eight rebounds against TCU (Jan. 21)...season-high four assists seven times...season-high four steals against Colorado Christian...multiple-block games against No. 17/17 San Diego State (Feb. 1) and TCU (Feb. 18).

### HIGH SCHOOL

Named All-Southwest Prairie Conference and garnered mention on the all-state team as both a JUNIOR and SENIOR...scored 42 points in a game in his final prep campaign – going a perfect 22-for-22 from the free throw line...averaged 22 points, 8.3 rebounds, five assists and 4.3 steals per game en route to MVP honors at the Lemont Christmas Classic...JUNIOR season averaged 17.5 points, four rebounds, three steals and three assists per game...named first-team all-area by three different newspapers.

### MAJOR

Social Science

# BASKETBALL





**Jake Ness**

**JUNIOR  
FORWARD  
6-8/231**

**COEUR D'ALENE, IDAHO  
BILLINGS WEST HS/HARGRAVE MILITARY ACADEMY**

**B  
O  
I  
S  
E  
S  
T  
A  
T  
E**

**SOPHOMORE (2012-13)**

Appeared in 14 games during his debut season with the Broncos...first action of the season came in the team's opener against Texas Southern (Nov. 11)...team- and career-high three steals against Walla Walla (Jan. 5)...played a season-high 17 minutes during the Broncos' 63-61 victory over No. 25 Wyoming (Jan. 9)...earned MW Scholar-Athlete Award.

**FRESHMAN (2011-12)**

Sat out the season per NCAA transfer rules.

**PREP CAREER**

Enrolled for two seasons at Hargrave Military Academy - a college preparatory school - while playing for head coach Kevin Keats...helped lead his squad to a 22-0 record before falling in the semifinals of the 2011 National College Preparatory Basketball Tournament...averaged nine points and seven rebounds per game.

**HIGH SCHOOL**

Two-year letterwinner for head coach Doug Robinson also lettered four times in tennis and twice in football...averaged eight points and six rebounds per game as a senior, helping lead his squad to a runner-up finish at the state tournament...team won the state championship during his junior season.

**MAJOR**

Psychology

**NESS' CAREER STATS**

Year	GP-GS	Min	Avg	FG-FGA	Pct	3FG-3FGA	Pct	FT-FTA	Pct	Off-Def	Tot	Avg	PF-FO	Ast	TO	Blk	Stl	Pts	Avg
2012-13	14-0	69	4.9	0-3	.000	0-0	.000	5-6	.833	6-4	10	0.7	3-0	0	2	2	3	5	0.4
<b>TOTAL</b>	<b>14-0</b>	<b>69</b>	<b>4.9</b>	<b>0-3</b>	<b>.000</b>	<b>0-0</b>	<b>.000</b>	<b>5-6</b>	<b>.833</b>	<b>6-4</b>	<b>10</b>	<b>0.7</b>	<b>3-0</b>	<b>0</b>	<b>2</b>	<b>2</b>	<b>3</b>	<b>5</b>	<b>0.4</b>

## BRONCO CAREER HIGHS

**MINUTES:**

..... 17 at Wyoming; Jan. 9, 2013

**FIELD GOALS MADE:**

..... N/A

**FIELD GOALS ATTEMPTED:**

..... 1 at Colorado State; Jan. 30, 2013\*

**FIELD GOAL PERCENTAGE (Min. 8 att.):**

..... N/A

**3-POINT FIELD GOALS MADE:**

..... N/A

**3-POINT FIELD GOALS ATTEMPTED:**

..... N/A

**3-POINT FIELD GOAL PERCENTAGE (Min. 5 att.):**

..... N/A

**FREE THROWS MADE:**

..... 2 (twice) vs New Mexico; Jan. 16, 2013\*

**FREE THROWS ATTEMPTED:**

..... 2 (three times) vs New Mexico; Feb. 22, 2012

**FREE THROW PERCENTAGE (Min. 8 att.):**

..... N/A

**OFFENSIVE REBOUNDS:**

..... 2 vs Corban; Dec. 30, 2012

**DEFENSIVE REBOUNDS:**

..... 2 vs Walla Walla; Jan. 5, 2013

**TOTAL REBOUNDS:**

..... 2 (four times) at Colorado State; Jan. 30, 2013\*

**ASSISTS:**

..... N/A

**BLOCKS:**

..... 1 (twice) vs Colorado State; March 2, 2013\*

**STEALS:**

..... 3 vs Walla Walla; Jan. 5, 2013

**POINTS:**

..... 2 (twice) vs New Mexico; Jan. 16, 2013\*

\* Denotes last occurrence.

B  
A  
S  
K  
E  
T  
B  
A  
L  
L



#1



# Mikey Thompson

**RS-SOPHOMORE  
GUARD  
6-3/167**

**LAS VEGAS  
CANYON SPRINGS HS**

### RS FRESHMAN (2012-13)

Played in 30 games during his debut season with the Broncos, including six starts...made his first-career start against Walla Walla (Jan. 5), and started five-consecutive games in Mountain West play...ranked fifth on the team in scoring at 7.9 points per game...scored in double figures in 11 games, including his first-career outing in the Broncos' season opener against Texas Southern (10; Nov. 11)...41 assists on the season were the fifth-most on the team, and are the 10th-most by a Bronco freshman in school history...led the Broncos in scoring against Colorado State (13; Jan. 30) and San Diego State (16; Feb. 6)...career-high 19 points against Seattle (Dec. 2), going 7-for-11 from the field (.636) and 4-for-4 from 3-point range, both career bests...also knocked down four 3-pointers – on five attempts – against the Aztecs (Feb. 6)...pulled down a game- and career-high nine rebounds against UNLV (Feb. 2)...career-high three assists against Michigan State (Nov. 20)...career-high three steals against No. 11/11 Creighton (Nov. 28) and UNLV (Feb. 2).

### FRESHMAN (2011-12)

Redshirt season.

### HIGH SCHOOL

Led Canyon Springs High School to the state title as a SENIOR, and a runner-up finish as a JUNIOR...named Northeast League Most Valuable Player in each of his two final prep campaigns...averaged 17.5 points, 4.8 rebounds, 2.5 assists and 2.2 steals per game as a senior...junior year averaged 17 points, five rebounds, four assists and three steals per game en route to first-team all-region and second-team all-state honors...SOPHOMORE year was named second-team all league following a season in which he average 14 points, four rebounds, three assists and two steals per game.

### MAJOR

Undeclared

### THOMPSON'S CAREER STATS

Year	GP-GS	Min	Avg	FG-FGA	Pct	3FG-3FGA	Pct	FT-FTA	Pct	Off-Def	Tot	Avg	PF-FO	Ast	TO	Blk	Stl	Pts	Avg
2012-13	30-6	777	25.9	83-216	.384	25-57	.439	47-67	.701	18-53	71	2.4	45-0	41	53	1	17	238	7.9
<b>TOTAL</b>	<b>30-6</b>	<b>777</b>	<b>25.9</b>	<b>83-216</b>	<b>.384</b>	<b>25-57</b>	<b>.439</b>	<b>47-67</b>	<b>.701</b>	<b>18-53</b>	<b>71</b>	<b>2.4</b>	<b>45-0</b>	<b>41</b>	<b>53</b>	<b>1</b>	<b>17</b>	<b>238</b>	<b>7.9</b>

B  
O  
I  
S  
E  
S  
T  
A  
T  
E

## BRONCO CAREER HIGHS

**MINUTES:**

..... 38 (twice) at Air Force; Jan. 19, 2013\*

**FIELD GOALS MADE:**

..... 7 at Seattle; Dec. 2, 2012

**FIELD GOALS ATTEMPTED:**

..... 16 at Nevada; Jan. 26, 2013

**FIELD GOAL PERCENTAGE (Min. 8 att.):**

..... .636 (7-11) at Seattle; Dec. 2, 2012

**3-POINT FIELD GOALS MADE:**

..... 4 (twice) at San Diego State; Feb. 6, 2013\*

**3-POINT FIELD GOALS ATTEMPTED:**

..... 5 at San Diego State; Feb. 6, 2013

**3-POINT FIELD GOAL PERCENTAGE (Min. 5 att.):**

..... .800 (4-5) at San Diego State; Feb. 6, 2013

**FREE THROWS MADE:**

..... 5 (twice) at Air Force; Jan. 19, 2013\*

**FREE THROWS ATTEMPTED:**

..... 8 (twice) at Air Force; Jan. 19, 2013\*

**FREE THROW PERCENTAGE (Min. 8 att.):**

..... .625 (5-8; twice) at Air Force; Jan. 19, 2013\*

**OFFENSIVE REBOUNDS:**

..... 3 at San Diego State; Feb. 6, 2013

**DEFENSIVE REBOUNDS:**

..... 7 vs UNLV; Feb. 2, 2013

**TOTAL REBOUNDS:**

..... 9 vs UNLV; Feb. 2, 2013

**ASSISTS:**

..... 3 at Michigan State; Nov. 20, 2012

**BLOCKS:**

..... 1 vs UC Santa Barbara; Nov. 24, 2012

**STEALS:**

..... 3 (twice) vs UNLV; Feb. 2, 2013\*

**POINTS:**

..... 19 vs Seattle; Dec. 2, 2012

\* Denotes last occurrence.

B  
A  
S  
K  
E  
T  
B  
A  
L  
L



#21



**Edmunds Dukulis**

**SOPHOMORE  
FORWARD  
6-9/228**

**RIGA, LATVIA  
RIGA SECONDARY SCHOOL**

**FRESHMAN (2012-13)**  
Per NCAA rules, sat out the season.

**HIGH SCHOOL**  
Was a member of the Latvian U19 National Team that finished 10th at the U19 World Championships in 2011... ranked 10th at the U19s in scoring average (15.9), his field goal percentage (.541) ranked tied for seventh with current Bronco teammate Anthony Drmic (Australia) and his 9.5 rebounds per game ranked fourth...posted three double-doubles at the tournament, and scored in double figures in all but one of the games played (nine points against Russia).

**MAJOR**  
International Business

**B  
O  
I  
S  
E  
  
S  
T  
A  
T  
E**

#20

**Joey Nebeker****RS-FRESHMAN  
FORWARD  
6-7/216****MELBA, IDAHO  
MELBA HS****FRESHMAN (2012-13)**  
Redshirt season.**HIGH SCHOOL**

Named Idaho's Gatorade Player of the Year following his senior season...averaged 22.8 points, 9.9 rebounds, 3.0 steals, 2.7 blocks and 2.5 assists per game in his final prep campaign...named Western Idaho Conference co-Player of the Year...led Mustangs to a fourth-straight appearance in the state championship tournament...as a junior, named Idaho's 2A State Player of the Year in leading head coach Bob Lenz's Mustangs to their first state championship...recorded a double-double in the championship game...averaged 20 points, seven rebounds and three blocks per game on the season...first-team all-state and first-team All-Western Idaho Conference as a sophomore, leading Mustangs to a fourth-place state finish...averaged 20.3 points, 6.3 rebounds, 2.3 blocks and 2.0 assists per game, while shooting 48.8 percent from the floor and 46.7 percent from the 3-point line during the state tournament...member of Clint Hordemann's Idaho Select AAU team...boasted a 4.0 prep grade-point average.

**MAJOR**

Undeclared

**B  
A  
S  
K  
E  
T  
B  
A  
L  
L**

#22

**Robert Heyer****SENIOR  
GUARD/FORWARD  
6-3/202****WORLAND, WYO.  
WORLAND HS/SHERIDAN JC/TEXAS-PERMIAN BASIN****TEXAS-PERMIAN BASIN (2012-13)**

Started 24 games for the Falcons...averaged 9.9 points and 5.8 rebounds per game...led team in scoring four times and rebounding six times...played 31.4 minutes per game...shot 44.3 percent from the field, including 40.5 percent from three-point range...sank 59-of-73 free throws (.808)...led team with 30 steals.

**SHERIDAN JUNIOR COLLEGE (2010-12)**

Appeared in 32 games as a sophomore for the Generals...averaged 11.3 points and 4.8 rebounds per game...shot 69 percent from the floor, including 42 percent from three-point range...led Sheridan to a 25-7 record and an appearance in the Region IX quarterfinals...played in 29 contests in first year at Sheridan...averaged 3.6 points and 2.4 rebounds per outing...team went 24-10, falling in the Region IX title game.

**HIGH SCHOOL**

Four-year letterwinner at Worland under head coach Kermit Sweeny...Wyoming 3A Player of the Year as a senior...averaged 21 points, 12 rebounds, three assists and three steals per game...shot 68 percent from the floor...also an all-state selection as a junior...averaged 14 points and 12 rebounds per contest...named all-conference as a sophomore, after scoring 17 points and 12 rebounds per game...averaged four points and four rebounds per game as a freshman...scored 1339 points and grabbed 860 rebounds in prep career...also lettered three times in football...member of the National Honor Society.

**MAJOR**

Psychology

**B  
O  
I  
S  
E  
E  
  
S  
T  
A  
T  
E**





## James Webb III

**SOPHOMORE  
FORWARD  
6-8/189**

**AUGUSTA, GA.  
CURTIS BAPTIST HS/THE OAKS VIRTUAL/  
NORTH IDAHO COLLEGE**

### **NORTH IDAHO COLLEGE (2012-13)**

Appeared in all 31 games, including 17 starts for head coach Jared Phay and the Cardinals...averaged 9.2 points and 5.2 rebounds per game...shot 53 percent from the floor and 76.8 percent from the free throw line...scored in double figures 14 times, including a season-best 20 points against Yakima Community College (Dec. 1)...helped team to a 26-5 record.

### **HIGH SCHOOL**

Two-year letterwinner at Curtis Baptist High School (Augusta, Ga.)...finished prep career at The Oaks Virtual School (Hilton Head, S.C.)...averaged 23 points, nine rebounds and five assists per game at The Oaks Virtual School...named team MVP at The Oaks ...also lettered in tennis, soccer, baseball, track and cross country during high school career.

### **MAJOR**

Undeclared

**B  
A  
S  
K  
E  
T  
B  
A  
L  
L**

#13

**Nicholas Duncan****FRESHMAN  
FORWARD  
6-8/241****SYDNEY, AUSTRALIA  
ST. AUGUSTINE'S COLLEGE****HIGH SCHOOL**

Scholarship holder at the Australian Institute of Sport...represented Australia at the 2013 U19 World Championships and the 2012 U17 World Championships...helped Australia to silver medal at U17 championships as the team's leading rebounder at eight boards per game...member of New South Wales Metro on the national level...led NSW Metro to gold medals at the U18 National Championship in 2011 and 2012...guided NSW Metro to gold at 2010 U16 National Championship...in six games at the 2012 National Championship, averaged 16.5 points and 15.3 rebounds...scored 18 points and grabbed 18 rebounds in the championship game, including the game-winning free throw with three seconds left in a 56-55 victory...averaged nine points and 10.5 rebounds per game at 2011 National Championship...played club ball for Manly...attended St. Augustine's College for high school, starring for head coach Brad Dalton...led St. Augustine's to fifth place at 2012 Australian Schools Championship, averaging 25.5 points and 14.3 rebounds per game at the tournament...finished season with a 41-point, 23-rebound performance in fifth-place game.

#14

**Chris Nealey****FRESHMAN  
GUARD  
6-2/191****NEWPORT BEACH, CALIF.  
MATER DEI HS****HIGH SCHOOL**

Three-year letterwinner at Mater Dei for legendary head coach Gary McKnight...helped Monarchs to three-consecutive California State Championships...team went 100-7 during three-year varsity career...Mater Dei finished its 2012-13 campaign ranked No. 8 in the USA Today Super 25...played in 33 games as a senior, averaging 2.4 points, 1.4 assists, 1.8 rebounds and 0.6 steals per game...dished out two assists and registered one steal in state championship final...as a junior averaged 1.4 points, 0.7 assists and 1.2 rebounds per game.

B  
O  
I  
S  
E  
S  
T  
A  
T  
E



## Dezmyrn Trent

FRESHMAN  
GUARD  
6-4/207

TACOMA, WASH.  
FOSS HS

B  
A  
S  
K  
E  
T  
B  
A  
L  
L

### HIGH SCHOOL

Three-year starter at Foss for head coach Mike Cocks...set school record with 26.9 points per game as a senior to go with eight rebounds and three assists...scored at least 30 points in eight games, including four 40-point outings...named to Washington 3A All-State Team by Seattle Times, Associated Press and Tacoma News Tribune...TNT All-Area Player of the Year...represented Washington at the 2013 Northwest Shootout...also named Narrows League 3A MVP as a senior after sharing the league's top honor as a junior...three-time All-Narrows League 3A First Team selection...averaged 18.2 points, 7.7 rebounds and 1.5 assists per game as a junior...named first-team all-area...scored 16 points per game as a sophomore...Trent led Foss to the WIAA State Tournament as a sophomore...the Falcons advanced to the regional playoff each of Trent's last two seasons.




# COACHES AND STAFF

Idaho  
Central  
CREDIT UNION



TACO BELL ARENA





# Leon Rice

## Head Coach Fourth Season

Once again, attendance soared at Taco Bell Arena under Rice. The Broncos' home attendance average (6,394) is the highest since 2000-01, and increased by more than 2,000 from 2011-12. Boise State boasted four crowds of more than 10,000, the most since having eight such crowds in 1988-89 – a span of 24 years.

Additionally, Anthony Drmic and Derrick Marks were named All-MW Second Team, the first time since 2008 that the Broncos had multiple players garner all-league recognition.

In 2011-12, his second season with the Broncos, Rice guided the team's ascension to the MW, which finished the season as the nation's fifth-ranked conference in the NCAA RPI – ahead of the Pac-12 and ACC.

Though young - the Broncos accumulated 51 starts by freshmen in 2011-12, a mark that shattered the previous school record of 38 set in both 1989-90 and 1993-94 – the Broncos still defeated five teams that participated in the postseason in 2011-12.

Two of the freshmen – Drmic and Marks – garnered All-MW honorable mention honors after finishing the season ranked first and second, respectively, in scoring average amongst league freshmen.

In 2010-11 Rice put together the finest campaign for a Boise State first-year men's basketball head coach, one that culminated in an appearance in the conference tournament championship game and just the fourth postseason appearance in the last 17 years.

The Broncos went 22-13 (.629) in his debut season, making Rice the winningest first-year head coach in school history. The Broncos also reached the semifinals of the College Basketball Invitational and surpassed 20 wins for just the ninth time since becoming a four-year institution (1968-69).

The 22 victories are tied for the fifth-most in school history, and signified the fifth-largest turnaround all-time at Boise State.

Rice was one of 54 first-year head coaches nationally, only 14 of which reached the 20-win plateau. Five of the coaches to accomplish the feat at their respective

Leon Rice is in his fourth season as the head coach of the Boise State University men's basketball team after being named the seventh head coach in school history, March 26, 2010.

Boise State made the NCAA Tournament in 2012-13, his third season guiding the program and the first at-large selection in school history.

The Broncos are 56-41 (.577) under Rice, the best record for a head coach through his first three seasons in school history. Included were 20-win campaigns in 2010-11 and 2012-13, the only head coach to win at least 20 games in two of his first three years guiding the program since Boise State joined Division I in 1970-71.

Rice, the fastest head coach in school history to reach 50 wins, led Boise State to 21 regular-season victories last season, tied for the fourth-most in school history. Included were a school-record 12 nonconference wins. The Broncos also posted two wins over ranked opponents on the road in 2012-13, more than Boise State had combined to win in school history prior to last season (one).

Boise State finished tied for fourth in the Mountain West – the top-rated conference in the country per the RPI. The Broncos had been predicted to finish eighth in the MW Preseason Media Poll, the third time in as many seasons under Rice that the team outperformed its predicted finish.

Boise State went 14-1 on its home floor in 2012-13, the only loss coming in overtime to league-champion New Mexico. It marked the best home record since the 1997-98 team went 13-0, the third-best regular-season winning percentage in school history (.933) and tied for the second-most wins at Taco Bell Arena all-time.

institutions were in their first years as Division I head coaches, but of those five, only Rice inherited a team with a losing record.

After falling one game short of the NCAA Tournament, Boise State was selected to play in the CBI, and advanced all the way to the semifinals. The two wins in the postseason tied the school record, and marked the first postseason victories for the Broncos in seven years.

Under Rice, the Broncos have established a dominant home-court advantage, winning as many as 15-consecutive games, the longest streak in more than a decade. The Broncos have also posted a home winning percentage of .787 under Rice – the highest by a head coach since Boise State joined Division I in 1970-71.

Boise State's attendance has soared during his tenure, increasing by the seventh-largest margin in the country in 2010-11, and exposure has increased to a level unparalleled in school history, with Boise State boasting a school-record 17 nationally-televised games in 2011-12.

Rice's recipe for success combines an up-tempo, fast-paced offense with tremendous defensive pressure - the Broncos boasted the conference's highest-scoring offensive attack at 74.1 points per game in 2010-11, and at the other end of the floor the Broncos ranked 15th-nationally in steals (8.6). Boise State was also fourth-nationally in turnover margin (5.2).

The Broncos led the MW in scoring average (73.5) in 2012-13, and were also one of the top 3-point shooting teams in the country, ranking 11th-nationally (.391) from beyond the arc. Boise State was also 25th-nationally in free throw percentage (.747).

Rice joined the Broncos after spending the previous 11 seasons at Gonzaga, where he had served as the associate head coach with the Bulldogs from 2007-10.

In his final season with the Bulldogs, Rice helped lead Gonzaga to its 10th-consecutive West Coast Conference regular season title with a conference record of 12-2 while finishing 27-7 overall. In winning its 10th-consecutive regular season title, Gonzaga moved into a tie with Connecticut (1951-60 Yankee Conference) and UNLV (1983-92 Big West) for the second-longest streak in NCAA history.

At Gonzaga, Rice worked under head coach Mark Few for all 11 seasons and played a major role in the Bulldogs' NCAA Tournament appearances in each of his seasons in Spokane. Gonzaga earned Sweet 16 berths in 2000, 2001, 2006 and 2009; and reached the second round in 2003, 2004, 2005 and 2010.

Rice helped lead the Bulldogs to five top-10 appearances in the final Associated Press Poll, including a No. 3

ranking in 2004. Gonzaga also finished fifth in 2006, sixth in 2002 and 10th in both 2005 and 2009.

The Bulldogs went 291-73 in Rice's tenure on the Gonzaga staff, including a school-record 29-4 mark in both 2002 and 2006. Rice also helped guide Gonzaga to its then-best NCAA Tournament seeding in school history in 2004 (No. 2).

Rice joined the Bulldogs from Yakima Valley College, where he served two seasons as an assistant coach and one as co-head coach with the legendary Dean Nicholson. He then served as head coach for the 1998-99 campaign. YVC went from worst to first in the debut season of the Rice-Nicholson partnership, and in 1999 YVC went 31-2 en route to capturing its fourth-straight Northwest Athletic Association of Community Colleges (NWAACC) Eastern Region title. The 31 wins were a school record and came four seasons after Rice and Nicholson inherited a program which had gone 3-20 overall during the 1994-95 season. YVC went a perfect 12-0 in the NWAACC in 1999 and Rice earned his second-straight Eastern Region Coach of the Year honor.

The duo guided YVC to a 103-26 overall record and 40-8 league record in four seasons. Rice coached 18 student-athletes who went on to play basketball at four-year schools, including the Bulldogs' Quentin Hall who was a 1999 Gonzaga senior. YVC had six players from the 1999 squad who joined four-year programs.

Rice received his bachelor's in physical education from Washington State in 1986 and his master's in athletic administration, management and program development from Oregon in 1991. After one year of high school coaching, he began his collegiate career as a graduate assistant coach at Oregon in 1989, and then served two seasons as a full-time assistant coach for the Ducks. He was the head assistant coach at Northern Colorado in Greeley for three seasons prior to going to YVC.

Rice and his wife, Robin, have three sons: Brock, Max and Kade.

## RICE COACHING TIMELINE

1987-88	Pasco High School (Wash.)	Assistant Coach
1988-90	Oregon	Graduate Assistant
1990-92	Oregon	Assistant Coach
1992-95	Northern Colorado	Assistant Coach
1995-97	Yakima Valley College	Assistant Coach
1997-98	Yakima Valley College	Co-Head Coach
1998-99	Yakima Valley College	Head Coach
1999-2007	Gonzaga	Assistant Coach
2007-10	Gonzaga	Associate Head Coach
2010-Pr.	Boise State	Head Coach



# Jeff Linder

## Associate Head Coach Fourth Season

Jeff Linder is entering his fourth season at Boise State University, and his first as the Broncos' associate head coach. He was promoted to the position after spending his first three seasons as an assistant.

Linder, who enters 2013-14 with 13 years of collegiate coaching experience, is responsible for the development of the Broncos' point guards.

He helped lead Boise State to the NCAA Tournament in 2013, the first at-large selection in school history. Boise State went 21-11 in 2012-13, the second 20-win season in his three seasons with the team and the fourth-most wins during the regular season in school history.

The Broncos finished tied for fourth in the Mountain West in 2012-13, the top-rated league in the country per the RPI.

In his first year with the Broncos, Linder helped Rice steer Boise State to one of its most successful seasons in school history, one that culminated in an appearance in the conference tournament championship game and just the fourth postseason appearance in the last 17 years.

Boise State went 22-13 (.629) in 2010-11 and reached both the conference tournament championship game and the semifinals of the College Basketball Invitational. The 22 victories that season are tied for the fifth-most in school history, and signified the fifth-largest turnaround in school history.

In 2011-12 Linder helped guide the Broncos' move to the MW, which finished the season ranked fifth in the NCAA conference RPI – ahead of the ACC and Pac-12.

Linder joined the Boise State coaching staff after working at San Francisco under head coach Rex Walters from 2008-10. He was promoted to associate head coach prior to the start of the 2009-10 season.

In 2009-10 the Dons posted a 12-18 record, including a 9-4 record at home. USF was able to record a memorable highlight on Jan. 30, as the Dons knocked off No. 8 Gonzaga in an 81-77 overtime thriller, which snapped the Bulldogs' West Coast Conference regular-season winning streak of 27 games.

Prior to joining USF, Linder spent two seasons as part of Randy Rahe's staff at Weber State. During his stint

Linder helped the Wildcats to a 36-26 overall record, and in 2006-07 the Wildcats won the Big Sky Conference regular season and tournament titles and earned a trip to the NCAA Tournament. Linder also recruited Damian Lillard to Weber State, who was selected sixth-overall by the Portland Trail Blazers in the 2012 NBA Draft.

Linder got his start in collegiate coaching as the assistant director of men's basketball operations at Colorado under head coach Ricardo Patton. After one season at CU, Linder was hired as an assistant coach on David Moe's staff at Emporia State, where he spent three seasons. Emporia State went 22-5 during his final campaign and earned a No. 3 seed in the NCAA Division II Tournament.

Linder moved from Emporia State to Midland Junior College in Midland, Texas, where he spent two seasons as an assistant coach to Grant McCasland. Linder helped coach Midland to a 53-16 record during his tenure, and in 2005-06 the team finished 26-10 and made an appearance in the "Elite Eight" at the national junior college tournament.

He played his high school basketball at Centaurus HS in Lafayette, Colo., and went on to play one season at Mesa State (Colo.). After his freshman year, Linder transferred to Western State where he played three seasons under coach Bob Hofman. At Western State (Colo.), Linder earned All-Rocky Mountain Conference honors, both on the court and in the classroom, three times.

Linder and his wife, Kelli, have three children: a daughter, Adison, and two sons, Jordan and Devon.





# John Rillie

## Assistant Coach Third Season



John Rillie is in his fourth season with Boise State University, and his third as an assistant coach.

Rillie, who is responsible for the development of the Broncos' perimeter players, spent the 2010-11 season as the director of basketball operations.

He helped lead Boise State to the NCAA Tournament in 2013, the first at-large selection in school history. Boise State went 21-11 in 2012-13, finishing tied for fourth in the Mountain West - the top-rated league in the country per the RPI.

In his debut season as an assistant, Rillie helped guide the Broncos' move to the Mountain West, which finished the season ranked fifth in the NCAA conference RPI - ahead of the ACC and Pac-12.

Prior to joining the Boise State staff, Rillie was playing and coaching basketball in Australia, his native country. He began his coaching career in 2009, working in the Townsville Junior Basketball Association. In 2010 he was an assistant coach for both the Townsville Heat/Lightning U16 and North Queensland U16 teams.

His playing career began at Tacoma Community College in Tacoma, Wash., where he played one season (1991-92) before transferring to Gonzaga. During Rillie's three seasons (1992-95) with the Bulldogs, he helped lead the team to a NIT appearance in 1994 and the school's first berth in the NCAA Tournament in 1995.

Following the completion of his collegiate career, Rillie spent 16 years playing professional basketball internationally. From 1995-2009 he enjoyed stints in Australia with the Brisbane Bullets (1995), Adelaide 36ers (1996-98), West Sydney Razorbacks (1998-02 and 2003-04) and Townsville Crocodiles (2004-09), and spent 2009-10 with the New Zealand Breakers. Rillie also played one season (2002) with AEK Athens of the Euroleague.

From 1997-2004 Rillie was also a member of the Australian National Team, which he represented in the 2004 Athens Olympics.

Rillie and his wife Heidi have three children, Jaron, Kael and Halle.



# B A S K E T B A L L



# Danny Henderson

## Assistant Coach First Season



coaching awards, and was a finalist for Naismith National High School Coach of the Year. He was also named TABC Texas Coach of the Year, Texas Sportswriters Coach of the Year and Southwest United States Coach of the Year.

Danny Henderson is entering his first season as an assistant coach with the Boise State men's basketball team after being hired April 22, 2013.

Henderson went 708-172 (.805) in 25 years as a prep head coach in Texas, and was named 2012 MaxPreps National Coach of the Year while at Marcus High School in Flower Mound, Texas.

Henderson, who spent the 2012-13 season as the head coach at Duncanville High School in Duncanville, Texas, combined to win four state championships and made seven semifinal appearances in the state tournament.

Throughout his career, Henderson garnered several

He began his head coaching career at Liberty Hill High School near Austin, Texas, in 1988, and moved on to Peaster High School in 1993. He became the head coach at Marcus HS in 2009, before accepting the head coaching position at Duncanville.

Henderson earned a bachelor's in history and physical education, and a master's in education – both from Austin College.

Henderson and his wife, Anna, have two daughters: Maddie and Sophie.



# Isaac Williams

Director of Operations  
First Season



Isaac Williams enters his first year at Boise State as Director of Men's Basketball Operations. Williams joins the Broncos after spending nine seasons at Eastern Oregon, including the past four as head coach.

Williams guided the Mountaineers to No. 1 in the national rankings for the first time in school history during the 2012-13 season, holding the top spot for five-consecutive weeks. EOU won a school-record 28 games and shared the Cascade Collegiate Conference regular-season championship. Williams was named CCC Coach of the Year.

In four seasons at the helm, Williams and the Mountaineers compiled a 96-32 record and earned a spot in the NAIA Division II National Tournament each year. His .750 career winning percentage is the best in school history.

Before taking the reins as head coach, Williams was an assistant coach at EOU from 2004-2009, helping to resurrect the program. The Mountaineers went 4-22 during Williams' first season before winning 91 games the next four years, including back-to-back CCC championships in 2007-08 and 2008-09.

During Williams' nine seasons on staff, the Mountaineers set or tied the school record for wins four times and EOU is one of nine schools in the country to advance to the NAIA D-II National Tournament the last six seasons. Over the same stretch, EOU has had 13 All-CCC First Team performers, and three All-Americans, while nine men's basketball student-athletes earned Academic All-America status and the team maintained a 3.0 GPA.

Williams played collegiately at EOU, finishing his career in 1998 as the school's defensive player of the year. He coached freshman and junior varsity boys' basketball teams at La Grande High School while finishing his degree in physical education and health. Upon graduating in 2000, Williams took over as head coach of the girls' basketball team and physical education and health teacher at La Grande.

In four seasons as head coach, Williams guided La Grande to the OSAA 3A State Tournament three times, including a runner-up finish in 2002. The same season Williams was named The Oregonian's 3A State Coach of the Year.

B  
A  
S  
K  
E  
T  
B  
A  
L  
L


## MEN'S BASKETBALL SUPPORT STAFF



**Ryan Lundgren**  
Assistant Director  
of Basketball  
Operations




**Jeremy Harden**  
Assistant Director  
of Basketball  
Operations



**Mike Walsh**  
Assistant Director  
Sports Information



**Mike McDonald**  
Associate Strength  
and Conditioning  
Coach



**Tyler Smith**  
Associate Athletic  
Trainer



2012-13

IN

REVIEW

Idaho  
Central  
CREDIT UNION



TACO BELL ARENA



## All games

<b>RECORD:</b>	<b>OVERALL</b>	<b>HOME</b>	<b>AWAY</b>	<b>NEUTRAL</b>
ALL GAMES	21-11	14-1	5-8	2-2
CONFERENCE	9-7	7-1	2-6	0-0
NON-CONFERENCE	12-4	7-0	3-2	2-2

<b>Date</b>	<b>Opponent</b>	<b>Score</b>	<b>Att.</b>	<b>High Points</b>	<b>High Rebounds</b>
Nov. 11	TEXAS SOUTHERN	w 81-63	1950	(16)MARKS, Derrick	(8)MARKS, Derrick (8)WATKINS, Ryan
11/13/12	OAKLAND	w 88-80	2616	(25)DRMIC, Anthony	(10)DRMIC, Anthony
11/18/12	LOUISIANA	w 63-57	2882	(14)MARKS, Derrick	(10)ELORRIAGA, Jeff
11/20/12	at Michigan State	70-74 L	14797	(24)MARKS, Derrick	(5)THOMPSON, Mikey
11/24/12	UCSB	w 72-56	3300	(16)DRMIC, Anthony	(6)BUCKNER, Kenny (6)WATKINS, Ryan
11-28-12	at Creighton	w 83-70	16364	(35)MARKS, Derrick	(9)BUCKNER, Kenny
12/02/12	at Seattle University	w 87-64	2182	(25)DRMIC, Anthony	(7)WATKINS, Ryan
12/05/12	at Utah	55-76 L	7896	(18)MARKS, Derrick	(3)BUCKNER, Kenny
12/14/12	LSU	w 89-70	11210	(34)DRMIC, Anthony	(17)WATKINS, Ryan
12/20/12	vs Idaho	w 78-68	5548	(25)MARKS, Derrick	(7)WATKINS, Ryan
12-23-12	vs New Orleans	w 67-51	732	(20)DRMIC, Anthony	(12)WATKINS, Ryan
12/30/12	CORBAN	w 105-49	3785	(30)ELORRIAGA, Jeff	(10)BUCKNER, Kenny
01/02/13	at UT Arlington	w 64-46	1107	(22)ELORRIAGA, Jeff	(9)ELORRIAGA, Jeff
01/05/13	WALLA WALLA	w 106-39	5033	(22)WATKINS, Ryan (22)DRMIC, Anthony	(11)WATKINS, Ryan
1/9/13	*at Wyoming	w 63-61	6416	(18)DRMIC, Anthony (18)ELORRIAGA, Jeff	(6)WATKINS, Ryan
01/16/13	*NEW MEXICO	74-79 Lot	10420	(27)MARKS, Derrick	(10)WATKINS, Ryan
1/19/13	*at Air Force	80-91 L	3029	(24)WATKINS, Ryan	(13)WATKINS, Ryan
01/23/13	*FRESNO STATE	w 74-67	4862	(30)MARKS, Derrick	(18)WATKINS, Ryan
01/26/13	*at Nevada	59-75 L	6821	(23)DRMIC, Anthony	(7)DRMIC, Anthony (7)BUCKNER, Kenny
01-30-13	*at Colorado State	57-77 L	6059	(13)THOMPSON, Mikey	(5)WATKINS, Ryan (5)DRMIC, Anthony
02/02/13	*UNLV	w 77-72	9356	(22)DRMIC, Anthony	(9)THOMPSON, Mikey
02-06-13	*at SAN DIEGO STATE	62-63 L	12414	(16)THOMPSON, Mikey (16)MARKS, Derrick	(9)WATKINS, Ryan
02/09/13	*WYOMING	w 68-61	8127	(21)DRMIC, Anthony	(7)DRMIC, Anthony
02/16/13	*at New Mexico	50-60 L	15411	(19)MARKS, Derrick	(11)BUCKNER, Kenny
02/20/13	*AIR FORCE	w 77-65	4953	(23)DRMIC, Anthony	(10)WATKINS, Ryan
02/23/13	*at Fresno State	w 72-63	8267	(28)DRMIC, Anthony	(5)DRMIC, Anthony (5)MARKS, Derrick
02/27/13	*NEVADA	w 73-47	5717	(26)DRMIC, Anthony	(5)BROPLEH, Thomas (8)WATKINS, Ryan
03/02/13	*COLORADO STATE	w 78-65	11238	(38)MARKS, Derrick	(6)DRMIC, Anthony
03/05/13	*at UNLV	64-68 L	15295	(22)DRMIC, Anthony	(8)DRMIC, Anthony
03/09/13	*SAN DIEGO STATE	w 69-65	10455	(27)MARKS, Derrick	(11)BUCKNER, Kenny
03/13/13	vs San Diego State	67-73 L	13297	(20)DRMIC, Anthony	(6)WATKINS, Ryan (6)ELORRIAGA, Jeff
3/20/13	vs La Salle	71-80 L	12218	(28)DRMIC, Anthony	(7)MARKS, Derrick (7)BUCKNER, Kenny

\* = Conference game

<b>Attendance Summary</b>	<b>Games</b>	<b>Attend</b>	<b>Avg/Game</b>
Home	15	95904	6394
Away	13	116058	8928
Neutral	4	31795	7949
Total	32	243757	7617

# BASKETBALL









## All games

## Boise State - TEAM GAME HIGHS

POINTS	106	WALLA WALLA (01/05/13)
	105	CORBAN (12/30/12)
	89	LSU (12/14/12)
	88	OAKLAND (11/13/12)
	87	at Seattle University (12/02/12)
FIELD GOALS MADE	40	CORBAN (12/30/12)
	39	WALLA WALLA (01/05/13)
FIELD GOAL ATTEMPTS	71	CORBAN (12/30/12)
	65	OAKLAND (11/13/12)
FIELD GOAL PERCENTAGE	.629 (39-62)	WALLA WALLA (01/05/13)
	.604 (29-48)	at Creighton (11-28-12)
3 PT FIELD GOALS MADE	15	at Seattle University (12/02/12)
	13	at UNLV (03/05/13)
3 PT FG ATTEMPTS	34	OAKLAND (11/13/12)
	29	CORBAN (12/30/12)
3 PT FG PERCENTAGE	.579 (11-19)	at Wyoming (1/9/13)
	.536 (15-28)	at Seattle University (12/02/12)
FREE THROWS MADE	26	FRESNO STATE (01/23/13)
	25	at Fresno State (02/23/13)
FREE THROW ATTEMPTS	31	at Fresno State (02/23/13)
	31	LSU (12/14/12)
FREE THROW PERCENTAGE	1.000 (26-26)	FRESNO STATE (01/23/13)
	1.000 (9-9)	vs New Orleans (12-23-12)
REBOUNDS	56	CORBAN (12/30/12)
	46	vs New Orleans (12-23-12)
ASSISTS	26	WALLA WALLA (01/05/13)
	24	CORBAN (12/30/12)
STEALS	13	LSU (12/14/12)
	12	at Seattle University (12/02/12)
BLOCKED SHOTS	5	CORBAN (12/30/12)
	4	NEVADA (02/27/13)
	4	at Air Force (1/19/13)
	4	vs New Orleans (12-23-12)
	4	LOUISIANA (11/18/12)
TURNOVERS	20	vs New Orleans (12-23-12)
	17	at UNLV (03/05/13)
	17	at New Mexico (02/16/13)
	17	LSU (12/14/12)
FOULS	26	at Michigan State (11/20/12)
	25	vs San Diego State (03/13/13)

BASKETBALL







GAME 13

GAME 14

Official Basketball Box Score -- Game Totals -- Final Statistics
Boise State vs UT Arlington
01/02/13 7 p.m. at Arlington, Texas (College Park Center)

Boise State 64 • 11-2
Table with columns for Player, FG-FGA, 3-PT, FT-FTA, Rebounds, PF, TP, A TO Blk, Stl, Min. Includes team totals and game statistics.

UT Arlington 46 • 6-5
Table with columns for Player, FG-FGA, 3-PT, FT-FTA, Rebounds, PF, TP, A TO Blk, Stl, Min. Includes team totals and game statistics.

Score by periods table for Game 13, showing 1st, 2nd, and Total scores for Boise State and UT Arlington.

Officials: Rick Hartzell, Brent Dugas, Rick O'Neill
Technical fouls: Boise State-HADZIJOMEROVIC, Igor. UT Arlington-None.
Attendance: 1107

Score by periods table for Game 13, showing 1st, 2nd, and Total scores for Boise State and UT Arlington.

Last FG - BSU 2nd-02:29, UTA 2nd-00:36.
Largest lead - BSU by 26 2nd-13:46, UTA None.

GAME 15

GAME 16

Official Basketball Box Score -- Game Totals -- Final Statistics
Boise State vs Wyoming
1/9/13 8 p.m. at Laramie, Wyo. (Arena-Auditorium)

Boise State 63 • 13-2, 1-0
Table with columns for Player, FG-FGA, 3-PT, FT-FTA, Rebounds, PF, TP, A TO Blk, Stl, Min. Includes team totals and game statistics.

Wyoming 61 • 13-1, 0-1
Table with columns for Player, FG-FGA, 3-PT, FT-FTA, Rebounds, PF, TP, A TO Blk, Stl, Min. Includes team totals and game statistics.

Officials: Tom O'Neill, Mike Reed and Rick Randall
Technical fouls: Boise State-TEAM, Wyoming-None.
Attendance: 6416

Score by periods table for Game 15, showing 1st, 2nd, and Total scores for Boise State and Wyoming.

Last FG - BSU 2nd-00:00, WY 2nd-01:19.
Largest lead - BSU by 8 1st-14:32, WY by 10 2nd-11:29.

Official Basketball Box Score -- Game Totals -- Final Statistics
Walla Walla vs Boise State
01/05/13 7 p.m. at Boise, Idaho (Taco Bell Arena)

Walla Walla 39 • 3-20
Table with columns for Player, FG-FGA, 3-PT, FT-FTA, Rebounds, PF, TP, A TO Blk, Stl, Min. Includes team totals and game statistics.

Boise State 106 • 12-2
Table with columns for Player, FG-FGA, 3-PT, FT-FTA, Rebounds, PF, TP, A TO Blk, Stl, Min. Includes team totals and game statistics.

Score by periods table for Game 14, showing 1st, 2nd, and Total scores for Walla Walla and Boise State.

Officials: Winston Stith, Brent Meaux, Ryan McDaniel
Technical fouls: Walla Walla-None, Boise State-None.
Attendance: 5033

Score by periods table for Game 14, showing 1st, 2nd, and Total scores for Walla Walla and Boise State.

Last FG - WWU 2nd-05:18, BSU 2nd-01:50.
Largest lead - WWU None, BSU by 70 2nd-00:47.

Official Basketball Box Score -- Game Totals -- Final Statistics
New Mexico vs Boise State
01/16/13 7:06 p.m. at Boise, Idaho (Taco Bell Arena)

New Mexico 79 • 16-2, 3-0
Table with columns for Player, FG-FGA, 3-PT, FT-FTA, Rebounds, PF, TP, A TO Blk, Stl, Min. Includes team totals and game statistics.

Boise State 74 • 13-3, 1-1
Table with columns for Player, FG-FGA, 3-PT, FT-FTA, Rebounds, PF, TP, A TO Blk, Stl, Min. Includes team totals and game statistics.

Officials: Larry Spaulding, Winston Stith, Doran Gotschall
Technical fouls: New Mexico-None, Boise State-None.
Attendance: 10420

Score by periods table for Game 16, showing 1st, 2nd, and Total scores for New Mexico and Boise State.

Last FG - NM OT-00:35, BSU OT-00:04.
Largest lead - NM by 6 OT-00:09, BSU by 9 1st-04:15.
















# BRONCO HISTORY

Idaho  
Central  
CREDIT UNION







# AWARD WINNERS

## CONFERENCE PLAYER OF THE YEAR

### Big Sky Conference

1988 Arnell Jones  
1989 Chris Childs

### Big West Conference

1999 Roberto Bergersen

## CONFERENCE NEWCOMER OF THE YEAR

### Big Sky Conference

1987 Arnell Jones  
1996 Joe Wyatt

## CONFERENCE FRESHMAN OF THE YEAR

### Big Sky Conference

1986 Chris Childs  
1990 Tanoka Beard  
1994 Steve Shephard  
1996 Gerry Washington

### Western Athletic Conference

2007 Anthony Thomas

## CONFERENCE TOP RESERVE

### Big Sky Conference

1988 Mike Sanor

## FIRST-TEAM ALL-CONFERENCE

### Big Sky Conference

1974 Clyde Dickey  
1975 Pat Hoke  
1978 Steve Connor  
1984 Vince Hinchin  
1987 Chris Childs  
1988 Chris Childs  
1988 Arnell Jones  
1989 Chris Childs  
1989 Wilson Foster  
1990 Brian King  
1991 Tanoka Beard  
1992 Tanoka Beard  
1993 Tanoka Beard  
1994 Shambric Williams  
1994 John Coker  
1995 John Coker  
1996 Phil Rodman

### Big West Conference

1997 Joe Wyatt  
1998 Roberto Bergersen  
1999 Roberto Bergersen  
2001 Abe Jackson

### Western Athletic Conference

2004 Aaron Haynes  
2007 Coby Karl  
2008 Reggie Larry  
2011 La'Shard Anderson

## SECOND-TEAM ALL-CONFERENCE

### Big Sky Conference

1971 Ron Austin  
1976 Pat Hoke  
1977 Steve Connor  
1978 Trent Johnson  
1979 Sean McKenna  
1981 Larry McKinney  
1983 Vince Hinchin  
1985 Frank Jackson  
1987 Arnell Jones  
1988 Doug Usitalo

### Big West Conference

1999 Gerry Washington  
2000 Abe Jackson

### Western Athletic Conference

2002 Abe Jackson  
2006 Coby Karl  
2008 Matt Nelson  
2009 Mark Sanchez

### Mountain West Conference

2013 Anthony Drmic  
Derrick Marks

## HONORABLE MENTION ALL-CONFERENCE

### Mountain West Conference

2012 Anthony Drmic  
Derrick Marks

## ALL-NEWCOMER TEAM

### Western Athletic Conference

2003 Aaron Haynes  
2007 Reggie Larry  
2007 Matt Nelson  
2010 Daequon Montreal

## CONFERENCE FRESHMAN OF THE YEAR

### Western Athletic Conference

2006-07 Anthony Thomas

## ALL-FRESHMAN TEAM

### Big West Conference

1998 Kejuan Woods  
2001 Booker Nabors

## ALL-DEFENSIVE TEAM

### Western Athletic Conference

2004 Jason Ellis  
2005 Jason Ellis  
2007 Eric Lane  
2008 Matt Bauscher  
2009 Anthony THomas  
2009 Ike Okoye  
2011 La'Shard Anderson

## CONFERENCE ALL-TOURNAMENT SELECTIONS

### Big Sky Conference

1976 Pat Hoke  
1976 Steve Connor  
1978 Steve Connor  
1988 Chris Childs (MVP)  
1988 Arnell Jones  
1989 Wilson Foster  
1989 Chris Childs  
1993 Tanoka Beard (MVP)  
1993 Sherman Morris  
1994 Shambric Williams (MVP)  
1994 John Coker  
1996 Shane Flanagan

### Big West Conference

1998 Mike Tolman  
1999 Roberto Bergersen  
1999 Abe Jackson

### Western Athletic Conference

2005 Jermaine Blackburn  
2005 Jason Ellis  
2008 Reggie Larry (MVP)  
2008 Matt Bauscher  
2008 Matt Nelson  
2011 La'Shard Anderson

## BRONCOS IN THE BOISE STATE HALL OF FAME

Frank Teverbaugh, 1951-53  
Gus Johnson, 1961-62  
Ron Austin, 1968-72  
Steve Connor, 1974-78  
Chris Childs, 1985-89  
Arnell Jones, 1986-88  
Roberto Bergesen, 1996-99

BOISE STATE




# Jeff Foster Memorial Award

Created prior to the 1984 season and initially named the Hard Hat Award, the Jeff Foster Memorial Award has been the cornerstone of the Bronco basketball philosophy through four head coaches. Individual players are rewarded for doing the little things that make the team successful as a whole. Being unselfish, and thinking "Team" before "I" is the key to claiming the award.

The award is named after former Bronco player Jeff Foster, who played just one season with Boise State (1986-87) before dying in a car accident Sept. 25, 1987, on his way home to see his parents in Salinas, Calif.

The winner of the award is the player who is instrumental to success in the program both on and off the floor. The player must be a leader, a hard worker and provide motivation toward success during both games and practice.



Jeff Foster

## PAST AWARD WINNERS

- 1985: Roland Smith
- 1986: Roland Smith
- 1987: Chris Childs
- 1988: Arnell Jones
- 1989: Wilson Foster
- 1990: Rich Blythe
- 1991: Jeff Sanor
- 1992: Tanoka Beard
- 1993: Tanoka Beard
- 1994: Shambric Williams
- 1995: John Coker
- 1996: Phil Rodman
- 1997: Joe Wyatt
- 1998: Mike Tolman
- 1999: Gerry Washington
- 2000: Justin Lyons
- 2001: Abe Jackson
- 2002: Abe Jackson
- 2003: Adam Donyes
- 2004: Rich Fried
- 2005: Seth Robinson
- 2006: McNeal Thompson & Matt Bauscher
- 2007: Matt Bauscher
- 2008: Matt Bauscher
- 2009: Justin Salzwedel
- 2010: Justin Salzwedel
- 2011: Daequon Montreal
- 2012: Jeff Elorriaga
- 2013: Jeff Elorriaga



Matt Bauscher - Three-Time Winner



Daequon Montreal - 2011 Winner

B  
A  
S  
K  
E  
T  
B  
A  
L  
L

# BRONCOS IN THE NBA

## BOISE STATE PLAYERS IN THE NBA/ABA

Chris Childs	1994-96; NJ Nets 1996-2000; NY Knicks 2001-02; Toronto Raptors 2002-03; NJ Nets
John Coker	1995-96; Phoenix Suns 1998-99; Wash. Wizards 2000-01; Golden St. Warriors
Clyde Dickey	1974-75; Utah Stars-ABA
Coby Karl	2007-08; LA Lakers 2009; Cleveland Cavaliers 2010; Golden St. Warriors 2010; Denver Nuggets

## BOISE STATE DRAFT SELECTIONS BY THE NBA

1970	Bill Otey (15th) Chicago Bulls
1974	Clyde Dickey (5th) Phoenix Suns
1978	Steve Connor (10th) Washington Bullets
1981	Larry McKinney (7th) Indiana Pacers
1984	Vince Hitchen (5th) Cleveland Cavaliers
1999	Roberto Bergersen (2nd) Atlanta Hawks



## KARL AND CHILDS TAKE SIMILAR PATHS TO THE NBA

Most college basketball players can only dream about playing in the National Basketball Association. Former Boise State stars Chris Childs and Coby Karl are two Broncos who have lived that dream — Childs as a point guard with the New Jersey Nets, New York Knicks and Toronto Raptors from 1994-2003, and Karl as a shooting guard with the Los Angeles Lakers during parts of the 2007-08 season and also with the Cleveland Cavaliers, Golden State Warriors and Denver Nuggets.

And they both “paid their dues” before reaching the NBA. In Childs’ case, it was a long stretch in the Continental Basketball Association. In Karl’s case, it was a battle with cancer.

They also share the distinction of finishing their collegiate careers among the top 10 in 12 separate all-time categories at Boise State, the most in the history of the men’s basketball program.

Childs, the most decorated player in Boise State basketball history, toiled in the CBA for five years before advancing to the NBA and joining the Nets in 1994, taking over as starting point guard the following year. In 1996 he signed with New York and was a key player on the Knicks team that reached the 1998-99 NBA Finals, averaging seven points and four assists per contest in the five-game series against San Antonio. All told, he played in 73 NBA playoff games.

As Boise State’s starting point guard all four years of his college career, Childs led the Broncos to an 81-37 record and three postseason tournament appearances during that span. In his first season he led the Broncos in scoring and was named the Big Sky Conference’s Freshman of the Year. In each of his next three seasons, Childs was a first-team All-Big Sky selection, one of just 13 players in the history of the league to do so.

In 1987-88 Childs was named the Most Valuable Player of the Big Sky Tournament, and along with teammate Arnell Jones, led the Broncos to the league championship and a trip the NCAA Tournament. In 1988-89 he was the Big Sky’s MVP and led the Broncos to the regular-season league title.

He finished his career at Boise State as the Broncos’ all-time leader in free throw

percentage (.810), steals (215) and games started (all 118 he played in). In 1996 Childs was inducted into Boise State’s Athletic Hall of Fame.

The 6-foot-5 Karl, son of Denver Nuggets head coach George Karl, played for the Broncos from 2003-07, leading the team in scoring and assists as a junior (17.2 points per game and 117 assists) and a senior (14.8 ppg and 125 assists). He is also Boise State’s all-time leader in games played (127), 3-point field goals made (266) and 3-pointers attempted (717). In addition, he ranks third all-time in scoring with 1,698 points, trailing only Tanoka Beard (1,944) and Steve Connor (1,927). After earning second-team All-Western Athletic Conference honors as a junior, Karl was named first-team All-WAC his senior year.

While at Boise State Karl underwent chemotherapy treatment for papillary carcinoma, a thyroid cancer considered to be one of the most treatable forms of its kind. After his senior year, he had another operation to remove cancerous cells. But he overcame his health problems and signed as a free agent with Los Angeles in 2007, splitting his time between the Los Angeles D-Fenders of the NBA Development League and the Lakers.

Karl made his NBA debut on Oct. 30, 2007, against Houston and played in 17 games for the Lakers that season. In April 2008 Coby and his dad made NBA history when Los Angeles met Denver in the first round of the playoffs, making the Karls the first father and son to oppose each other in the league’s postseason.

Karl was cut by the Lakers prior to the start of the 2008-09 season, but split the season between playing in the NBADL and playing in Spain. After returning to Boise, he started in 22 games for the Idaho Stampede and averaged 18.6 points on .512 shooting, 4.4 rebounds and 5.5 assists in 37.3 minutes per game. He then traveled overseas, where he played in 16 games with DKV Joventut Badalona of the Spanish League. Karl averaged 4.6 points on .440 shooting, 1.6 rebounds and 1.2 assists in 10.4 minutes per game.

Karl has also played with the Cleveland Cavaliers, Golden State Warriors and Denver Nuggets.



BOISE STATE

# 1,000-POINT CLUB

## 1. 1,944 TANOKA BEARD (1989-93)

G	FG	3FG	FT	AVG
110	676	0	592	17.7



## 7. 1,378 RON AUSTIN (1968-71)

G	FG	3FG	FT	AVG
78	517	--	352	17.8



## 2. 1,927 STEVE CONNOR (1974-78)

G	FG	3FG	FT	AVG
107	771	--	385	18.0



## 8. 1,243 VINCE HINCEN (1981-84)

G	FG	3FG	FT	AVG
78	489	--	265	15.9



## 3. 1,698 COBY KARL (2003-07)

G	FG	3FG	FT	AVG
127	500	266	432	13.4



## 9. 1,210 GERRY WASHINGTON (1995-99)

G	FG	3FG	FT	AVG
113	352	184	322	10.7




## 4. 1,660 ABE JACKSON (1998-2002)

G	FG	3FG	FT	AVG
106	544	253	319	15.7



## 10. 1,165 PAT HOKE (1972-76)

G	FG	3FG	FT	AVG
86	445	--	275	13.5



## 5. 1,602 CHRIS CHILDS (1985-89)

G	FG	3FG	FT	AVG
118	540	163	359	13.6



## 11. 1,155 TRENT JOHNSON (1974-78)

G	FG	3FG	FT	AVG
107	463	--	229	10.8




## 6. 1,485 ROBERTO BERGERSEN (1996-99)

G	FG	3FG	FT	AVG
86	535	163	252	17.3



## 12. 1,126 JOHN COKER (1991-95)

G	FG	3FG	FT	AVG
84	439	0	154	13.4



# BASKETBALL

# 1,000-POINT CLUB

## 13. 1,098 REGGIE LARRY (2006-08)

G	FG	3FG	FT	AVG
65	414	42	228	16.9




## 14. 1,092 PAUL NOONAN (2007-11)

G	FG	3FG	FT	AVG
130	342	211	197	8.4



## 15. 1,090 DANNY JONES (1974-78)

G	FG	3FG	FT	AVG
98	406	--	278	11.1



## 16. 1,087 BRYAN DEFARES (2000-04)

G	FG	3FG	FT	AVG
118	360	53	313	9.2



## 17. 1,074 ERIC LANE (2003-07)

G	FG	3FG	FT	AVG
122	373	199	129	8.8



## 18. 1,032 GREG BUNN (1970-73)

G	FG	3FG	FT	AVG
77	343	--	346	13.4



## 19. 1,025 BOOKER NABORS (2000-04)

G	FG	3FG	FT	AVG
119	374	111	166	8.6



## 20. 1,022 LA'SHARD ANDERSON (2008-11)

G	FG	3FG	FT	AVG
99	343	78	258	10.3



## 21. 1,005 ANTHONY THOMAS (2006-10)

G	FG	3FG	FT	AVG
129	347	138	173	7.8



## 22. 1,004 JASON ELLIS (2001-05)

G	FG	3FG	FT	AVG
120	387	0	230	8.4



**B  
O  
I  
S  
E  
  
S  
T  
A  
T  
E**

# INDIVIDUAL CAREER RECORDS



## SCORING AVERAGE

1.	18.0	Steve Connor	1974-78
2.	17.8	Ron Austin	1968-71
3.	17.7	Tanoka Beard	1989-93
4.	17.3	Roberto Bergersen	1996-99
5.	16.9	Reggie Larry	2006-08
6.	16.14	Clyde Dickey	1972-74
7.	16.11	Arnell Jones	1986-88
8.	15.9	Vince Hinchin	1981-84
9.	15.7	Abe Jackson	1998-02
10.	15.2	Larry McKinney	1979-81

## FIELD GOAL PERCENTAGE

(Min. Five Attempts Per Game)

1.	.701 (249-355)	Billy Fikes	1990-92
2.	.636 (210-330)	Phil Rodman	1993-96
3.	.615 (361-587)	Matt Nelson	2006-08
4.	.613 (359-586)	Arnell Jones	1986-88
5.	.594 (406-684)	Danny Jones	1975-78
6.	.593 (302-509)	Kurt Cunningham	2005-10
7.	.587 (676-1151)	Tanoka Beard	1989-93
8.	.574 (358-624)	Bruce Bolden	1981-85
9.	.5669 (254-448)	Dave Richardson	1977-80
10.	.5667 (276-487)	Sean McKenna	1975-79

## REBOUNDS

1.	948	Jason Ellis	2001-05
2.	805	Bill Otey	1968-70
3.	767	Bruce Bolden	1981-85
4.	702	Trent Johnson	1974-78
5.	670	Tanoka Beard	1989-93
6.	603	Pat Hoke	1972-76
7.	565	Reggie Larry	2006-08
8.	557	Danny Jones	1974-78
9.	543	Steve Wallace	1970-72
10.	525	Abe Jackson	1998-02

## FREE THROWS MADE

1.	592	Tanoka Beard	1989-93
2.	432	Coby Karl	2003-07
3.	385	Steve Connor	1974-78
4.	359	Chris Childs	1985-89
5.	352	Ron Austin	1968-71
6.	346	Greg Bunn	1970-73
7.	322	Gerry Washington	1995-99
8.	319	Abe Jackson	1998-02
9.	313	Bryan Defares	2000-04
10.	275	Pat Hoke	1972-76

## REBOUND AVERAGE

	AVG	NAME	GMS	REB	SEASONS
1.	15.1	Bill Otey	53	805	1968-70
2.	10.4	Steve Wallace	52	543	1970-72
3.	8.7	Reggie Larry	65	565	2006-08
4.	8.1	Matt Nelson	64	516	2006-08
5.	7.9	Jason Ellis	120	948	2001-05
6.	7.7	Arnell Jones	60	462	1986-88
7.	7.0	Pat Hoke	86	603	1972-76
	7.0	Bruce Bolden	110	767	1981-85
9.	6.7	Ike Okoye	64	431	2008-10
10.	6.6	Trent Johnson	107	702	1974-78

## FREE THROWS ATTEMPTED

1.	833	Tanoka Beard	1989-93
2.	549	Coby Karl	2003-07
3.	486	Steve Connor	1974-78
4.	443	Greg Bunn	1970-73
5.	439	Chris Childs	1985-89
6.	428	Bryan Defares	2000-04
7.	410	Gerry Washington	1995-99
8.	407	Danny Jones	1975-78
9.	397	Abe Jackson	1998-02
10.	384	Arnell Jones	1986-88

## FIELD GOALS MADE

1.	771	Steve Connor	1974-78
2.	676	Tanoka Beard	1989-93
3.	544	Abe Jackson	1998-02
4.	540	Chris Childs	1985-89
5.	535	Roberto Bergersen	1996-99
6.	517	Ron Austin	1968-71
7.	500	Coby Karl	2003-07
8.	489	Vince Hinchin	1981-84
9.	445	Pat Hoke	1972-76
10.	439	John Coker	1991-95

## FREE THROW PERCENTAGE

(Min. Two Attempts Per Game)

1.	.818 (359-439)	Chris Childs	1985-89
2.	.808 (252-312)	Roberto Bergersen	1996-99
3.	.8041 (115-143)	Freddie Williams	1977-79
4.	.8035 (319-397)	Abe Jackson	1998-02
5.	.796 (86-108)	Jim Maldonado	1981-82
6.	.792 (385-486)	Steve Connor	1974-78
7.	.7870 (85-108)	Steve Clifford	1970-72
8.	.7869 (432-549)	Coby Karl	2003-07
9.	<b>.7855 (227-289)</b>	<b>Derrick Marks</b>	<b>2011-Pr</b>
10.	.7854 (322-410)	Gerry Washington	1995-99
11.	.784 (178-227)	Darnell Woods	1992-95

## FIELD GOALS ATTEMPTED

1.	1,718	Steve Connor	1974-78
2.	1,318	Abe Jackson	1998-02
3.	1,219	Chris Childs	1985-89
4.	1,211	Coby Karl	2003-07
5.	1,151	Tanoka Beard	2000-01
6.	1,098	Roberto Bergersen	1996-99
7.	1,053	Vince Hinchin	1981-84
8.	962	Eric Lane	2003-07
9.	940	Trent Johnson	1974-78
10.	917	Pat Hoke	1972-76

# INDIVIDUAL CAREER RECORDS

## 3-POINT FIELD GOALS MADE

1.	266	Coby Karl	2003-07
2.	253	Abe Jackson	1998-02
3.	211	Paul Noonan	2007-11
4.	199	Eric Lane	2003-07
5.	184	Gerry Washington	1995-99
6.	171	Mike Tolman	1992-93/95-98
7.	163	Roberto Bergersen	1996-99
	163	Chris Childs	1985-89
<b>9.</b>	<b>151</b>	<b>Jeff Elorriaga</b>	<b>2010-Pr</b>
10.	138	Anthony Thomas	2006-10
<b>11.</b>	<b>137</b>	<b>Anthony Drmic</b>	<b>2011-Pr</b>

## BLOCKED SHOTS

1.	160	Tanoka Beard	1989-93
2.	156	John Coker	1991-95
3.	126	Trever Tillman	1997-02
4.	108	Bruce Bolden	1981-85
5.	106	Ike Okoye	2008-10
6.	103	Jason Ellis	2001-05
7.	86	Dave Richardson	1977-80
8.	79	Reggie Larry	2006-08
9.	69	Jeff Kelley	1983-87
10.	62	Larry McKinney	1979-81

## 3-POINT FIELD GOALS ATTEMPTED

1.	717	Coby Karl	2003-07
2.	706	Abe Jackson	1998-02
3.	565	Eric Lane	2003-07
4.	562	Paul Noonan	2007-11
5.	480	Gerry Washington	1995-99
6.	427	Mike Tolman	1992-93/95-98
7.	407	Roberto Bergersen	1996-99
8.	402	Anthony Thomas	2006-10
9.	386	Chris Childs	1985-89
<b>10.</b>	<b>384</b>	<b>Anthony Drmic</b>	<b>2011-Pr</b>

## STEALS

1.	215	Chris Childs	1985-89
2.	196	La'Shard Anderson	2008-11
3.	185	Doug Usitalo	1986-88
4.	179	Gerry Washington	1995-99
	179	Anthony Thomas	2006-10
6.	151	Bruce Bolden	1981-85
7.	145	Mike Tolman	1992-93/95-98
8.	138	Roberto Bergersen	1996-99
9.	132	Rawn Hayes	1981-84
10	129	Damon Archibald	1992-95

## 3-POINT FIELD GOAL PERCENTAGE

(Min. Two Attempts Per Game)

1.	.453 (120-265)	Brian King	1987-90
2.	.429 (129-301)	Tyler Tiedeman	2005-08
3.	.423 (47-111)	Wilson Foster	1987-89
4.	.422 (163-386)	Chris Childs	1985-89
	.422 (43-102)	Shambric Williams	1992-94
<b>6.</b>	<b>.417 (151-362)</b>	<b>Jeff Elorriaga</b>	<b>2010-Pr</b>
7.	.409 (45-110)	Craig Spjute	1984-86
8.	.40049 (163-407)	Roberto Bergersen	1996-99
9.	.40046 (171-427)	Mike Tolman	1992-93/95-98
10.	.387 (77-199)	Jermaine Haliburton	1991-93

## GAMES PLAYED

1.	130	Paul Noonan	2007-11
2.	129	Anthony Thomas	2006-10
3.	128	Kurt Cunningham	2005-10
4	127	Coby Karl	2003-07
5.	125	Joe Skiffer	1999-04
6.	122	Eric Lane	2003-07
7.	120	Jason Ellis	2001-05
8.	119	Booker Nabors	2000-04
9.	118	Bryan Defares	2000-04
	118	Chris Childs	1985-89

## ASSISTS

1.	502	Steve Connor	1974-78
2.	463	Anthony Thomas	2006-10
3.	408	Coby Karl	2003-07
4.	392	Chris Childs	1985-89
5.	367	La'Shard Anderson	2008-11
6.	347	Gerry Washington	1995-99
7.	343	Joe Skiffer	1999-04
8.	298	Bryan Defares	2000-04
9.	275	Doug Usitalo	1986-88
10.	249	Booker Nabors	2000-04
	249	C.J. Williams	1998-03

## GAMES STARTED

1.	118	Chris Childs	1985-89
2.	111	Coby Karl	2003-07
	111	Jason Ellis	2001-05
4.	108	Steve Connor	1974-78
5.	107	Trent Johnson	1974-78
6.	106	Tanoka Beard	1989-93
7.	105	Joe Skiffer	1999-04
8.	101	Gerry Washington	1995-99
9.	95	Anthony Thomas	2006-10
10.	94	Abe Jackson	1998-02

**B  
O  
I  
S  
E  
S  
T  
A  
T  
E**

# INDIVIDUAL SINGLE-SEASON RECORDS

## 600 POINTS IN ONE SEASON

	PTS	NAME	SEASON	GMs	FGs	3FGs	FTs	AVG
1.	661	Reggie Larry	2007-08	34	244	37	136	19.4
2.	644	Roberto Bergersen	1998-99	29	224	63	125	22.2
3.	636	Ron Austin	1970-71	26	221	--	194	24.5

## 500 POINTS IN ONE SEASON

	PTS	NAME	SEASON	GMs	FGs	3FGs	FTs	AVG
4.	582	Roberto Bergersen	1997-98	30	217	60	88	19.4
5.	566	Tanoka Beard	1992-93	27	199	0	108	21.0
<b>6.</b>	<b>565</b>	<b>Anthony Drmic</b>	<b>2012-13</b>	<b>32</b>	<b>185</b>	<b>80</b>	<b>115</b>	<b>17.7</b>
7.	557	Abe Jackson	2001-02	30	185	92	95	18.6
8.	530	Steve Connor	1977-78	27	211	--	108	19.6
9.	527	La'Shard Anderson	2010-11	35	176	33	142	15.1
10.	524	Tanoka Beard	1991-92	29	179	0	166	18.1
11.	523	Abe Jackson	2000-01	31	165	83	110	17.4
	523	Jermaine Blackburn	2004-05	34	197	42	87	15.4
13.	521	John Coker	1993-94	30	231	0	59	17.4
14.	517	Matt Nelson	2007-08	33	202	0	113	15.7
15.	514	Tanoka Beard	1990-91	29	183	0	148	17.7
<b>16.</b>	<b>504</b>	<b>Derrick Marks</b>	<b>2012-13</b>	<b>31</b>	<b>169</b>	<b>22</b>	<b>144</b>	<b>16.3</b>

## 400 POINTS IN ONE SEASON

	PTS	NAME	SEASON	GMs	FGs	3FGs	FTs	AVG
17.	499	Coby Karl	2005-06	29	150	70	129	17.2
18.	497	Pat Hoke	1975-76	29	185	--	127	17.1
19.	493	Shambric Williams	1993-94	30	180	41	92	16.4
	493	Arnell Jones	1987-88	30	187	0	119	16.4
20.	490	Steve Connor	1975-76	29	187	--	116	16.9
21.	489	Aaron Haynes	2003-04	33	183	13	110	14.8
22.	474	Arnell Jones	1986-87	30	172	0	130	15.8
23.	473	Tyler Tiedeman	2007-08	34	153	84	83	13.9
24.	463	Wilson Foster	1988-89	30	153	28	129	15.4
25.	462	Chris Childs	1986-87	30	153	47	109	15.4
26.	460	Pat Hoke	1974-75	24	185	--	90	19.2
27.	459	Vince Hinchin	1982-83	26	170	--	118	17.2
28.	458	Coby Karl	2006-07	31	131	80	116	14.8
29.	457	Steve Connor	1974-75	26	195	--	65	17.6
30.	450	Eric Bailey	1980-81	26	118	--	74	17.3
	450	Steve Connor	1976-77	26	117	--	96	17.3
33.	447	Vince Hinchin	1983-84	26	174	--	99	17.6
	447	Clyde Dickey	1973-74	26	184	--	79	17.2
35.	441	Larry McKinney	1980-81	26	181	--	69	17.0
36.	439	Mike Tolman	1997-98	30	153	77	56	14.6
37.	438	Abe Jackson	1999-00	27	148	72	70	16.2
38.	437	Reggie Larry	2006-07	31	170	5	92	14.1
39.	436	Bill Otey	1968-69	27	192	--	52	16.1
40.	435	Greg Bunn	1971-72	26	132	--	171	16.7
41.	432	Coby Karl	2004-05	34	126	67	113	12.7
42.	431	Ron Austin	1969-70	26	165	--	101	16.6
	431	Robert Arnold	2010-11	35	137	57	100	12.3
44.	429	Chris Childs	1987-88	30	147	54	81	14.3
45.	427	Aaron Haynes	2002-03	29	146	33	102	14.7
46.	417	Matt Nelson	2006-07	31	159	0	99	13.5
47.	416	Mark Sanchez	2008-09	32	162	14	78	13.0
48.	414	Jeff Sanor	1990-91	29	137	58	92	14.3
49.	413	Ike Okoye	2009-10	32	176	--	61	12.9
50.	411	Bryan Defares	2002-03	29	134	29	114	14.2
	411	Chris Childs	1988-89	30	131	52	97	13.7
52.	407	Sean McKenna	1978-79	26	162	--	83	15.7
53.	406	Wendy Hart	1968-69	26	176	--	54	15.6

B  
A  
S  
K  
E  
T  
B  
A  
L  
L

# INDIVIDUAL SINGLE-SEASON RECORDS

# BOISE STATE

## SCORING AVERAGE

1.	24.5	Ron Austin	1970-71
2.	22.2	Roberto Bergersen	1998-99
3.	21.0	Tanoka Beard	1992-93
4.	19.6	Steve Connor	1977-78
5.	19.4	Reggie Larry	2007-08
	19.4	Roberto Bergersen	1997-98
7.	19.2	Pat Hoke	1974-75
8.	18.6	Abe Jackson	2001-02
9.	18.1	Tanoka Beard	1991-92
10.	17.7	Tanoka Beard	1990-91
	<b>17.7</b>	<b>Anthony Drmic</b>	<b>2012-13</b>
12.	17.6	Vince Hinch	1983-84
	17.6	Steve Connor	1974-75
14.	17.4	Abe Jackson	2000-01
	17.4	John Coker	1993-94
16.	17.3	Eric Bailey	1980-81
	17.3	Steve Connor	1976-77
18.	17.2	Coby Karl	2005-06
	17.2	Vince Hinch	1982-83
	17.2	Clyde Dickey	1973-74

## FIELD GOAL PERCENTAGE (Min. 5 FGA per game)

1.	.714 (120-168)	Billy Fikes	1991-92
2.	.690 (129-187)	Billy Fikes	1990-91
3.	.673 (134-199)	Kurt Cunningham	2008-09
4.	.661 (187-283)	Arnell Jones	1987-88
5.	.655 (114-174)	Bruce Bolden	1984-85
6.	.647 (202-312)	Matt Nelson	2007-08
7.	.634 (109-172)	Phil Rodman	1995-96
<b>8.</b>	<b>.617 (111-180)</b>	<b>Ryan Watkins</b>	<b>2012-13</b>
9.	.606 (140-231)	Danny Jones	1977-78
10.	.603 (105-174)	Kenny Buckner	2011-12

## FREE THROWS MADE

1.	194	Ron Austin	1970-71
2.	171	Greg Bunn	1971-72
3.	168	Tanoka Beard	1992-93
4.	166	Tanoka Beard	1991-92
5.	148	Tanoka Beard	1990-91
<b>6.</b>	<b>144</b>	<b>Derrick Marks</b>	<b>2012-13</b>
7.	142	La'Shard Anderson	2010-11
8.	136	Reggie Larry	2007-08
9.	130	Arnell Jones	1986-87
10.	129	Coby Karl	2005-06
	129	Wilson Foster	1988-89

## REBOUND AVERAGE

1.	17.3	Bill Otey	1968-69
2.	13.0	Bill Otey	1969-70
3.	11.0	Steve Wallace	1971-72
4.	9.8	Steve Wallace	1970-71
5.	9.2	Reggie Larry	2007-08
6.	9.1	George Wilson	1973-74
7.	9.0	Jason Ellis	2003-04
8.	8.96	Jason Ellis	2004-05
9.	8.9	Matt Nelson	2006-07
10.	8.8	Greg Bunn	1971-72

## FREE THROWS ATTEMPTED

1.	247	Ron Austin	1970-71
2.	231	Tanoka Beard	1991-92
3.	216	Greg Bunn	1971-72
4.	213	Reggie Larry	2007-08
5.	209	Tanoka Beard	1992-93
6.	205	Tanoka Beard	1990-91
7.	204	Arnell Jones	1986-87
8.	188	Tanoka Beard	1989-90
9.	181	Matt Nelson	2007-08
	181	La'Shard Anderson	2010-11

## FIELD GOALS MADE

1.	244	Reggie Larry	2007-08
2.	231	John Coker	1993-94
3.	224	Roberto Bergersen	1998-99
4.	221	Ron Austin	1970-71
5.	217	Roberto Bergersen	1997-98
6.	211	Steve Connor	1977-78
7.	202	Matt Nelson	2007-08
8.	199	Tanoka Beard	1992-93
9.	197	Jermaine Blackburn	2004-05
10.	192	Bill Otey	1968-69

## FREE THROW PERCENTAGE (Min. 2 FTA per game)

1.	.925 (62-67)	Lance Vaughn	1992-93
2.	.888 (71-80)	Terry Lee	1981-82
3.	.856 (125-146)	Roberto Bergersen	1998-99
4.	.853 (81-95)	Chris Childs	1987-88
5.	.847 (61-72)	Paul Noonan	2008-09
<b>6.</b>	<b>.837 (144-172)</b>	<b>Derrick Marks</b>	<b>2012-13</b>
7.	.835 (116-139)	Coby Karl	2006-07
8.	.833 (70-84)	Abe Jackson	1999-00
9.	.832 (89-107)	Freddie Williams	1978-79
10.	.826 (109-132)	Chris Childs	1986-87

## FIELD GOALS ATTEMPTED

1.	481	Abe Jackson	2001-02
2.	470	Steve Connor	1977-78
3.	467	Roberto Bergersen	1998-99
4.	457	Jermaine Blackburn	2004-05
5.	455	Reggie Larry	2007-08
6.	442	Steve Connor	1975-76
7.	441	Ron Austin	1970-71
8.	423	Wendy Hart	1968-69
9.	422	Roberto Bergersen	1997-98
10.	411	Steve Connor	1976-77

## 3-POINT FIELD GOALS MADE

1.	92	Abe Jackson	2001-02
2.	84	Tyler Tiedeman	2007-08
	<b>84</b>	<b>Jeff Elorriaga</b>	<b>2012-13</b>
4.	83	Abe Jackson	2000-01
5.	80	Coby Karl	2006-07
	<b>80</b>	<b>Anthony Drmic</b>	<b>2012-13</b>
7.	77	Mike Tolman	1997-98
8.	72	Abe Jackson	1999-00
9.	71	Roberto Bergersen	1998-99
10.	70	Coby Karl	2005-06



# INDIVIDUAL SINGLE-SEASON RECORDS

## 3-POINT FIELD GOALS ATTEMPTED

1.	281	Abe Jackson	2001-02
2.	216	Coby Karl	2006-07
3.	206	Abe Jackson	2000-01
4.	<b>204</b>	<b>Anthony Drmic</b>	<b>2012-13</b>
5.	200	Abe Jackson	1999-00
6.	<b>188</b>	<b>Jeff Elorriaga</b>	<b>2012-13</b>
7.	181	Coby Karl	2004-05
8.	<b>180</b>	<b>Anthony Drmic</b>	<b>2011-12</b>
9.	179	Roberto Bergersen	1998-99
10.	178	Franco Harris	2004-05

## STEALS

1.	105	Doug Usitalo	1986-87
2.	83	La'Shard Anderson	2009-10
3.	80	Doug Usitalo	1987-88
4.	77	La'Shard Anderson	2010-11
5.	72	Rawn Hayes	1982-83
6.	68	Chris Childs	1986-87
7.	58	Chris Childs	1987-88
8.	57	Bernard Walker	1993-94
9.	56	Darnell Woods	1992-93
	56	Chris Childs	1985-86
	<b>56</b>	<b>Derrick Marks</b>	<b>2012-13</b>

## 3-POINT FIELD GOAL PERCENTAGE

(Min. 2 attempts per game)

1.	.522 (36-69)	Brian King	1987-88
2.	.495 (45-91)	Lance Vaughn	1990-91
3.	.488 (84-172)	Tyler Tiedeman	2007-08
4.	.450 (54-120)	Chris Childs	1987-88
5.	<b>.447 (84-188)</b>	<b>Jeff Elorriaga</b>	<b>2012-13</b>
6.	.4461 (29-65)	Kenny Wilson	2005-06
	.4461 (29-65)	Brian King	1988-89
8.	.4456 (41-92)	Shambric Williams	1993-94
9.	.443 (77-174)	Mike Tolman	1997-98
10.	.440 (40-91)	Booker Nabors	2003-04

## GAMES PLAYED

1.	35	La'Shard Anderson	2010-11
	35	Robert Arnold	2010-11
	35	Daequon Montreal	2010-11
	35	Paul Noonan	2010-11
	35	Wes Perryman	2010-11
	<b>35</b>	<b>Ryan Watkins</b>	<b>2010-11</b>
7.	34	Reggie Larry	2007-08
	34	Tyler Tiedeman	2007-08
	34	Anthony Thomas	2007-08
	34	Jermaine Blackburn	2004-05
	34	Coby Karl	2004-05
	34	Franco Harris	2004-05

## ASSISTS

1.	165	La'Shard Anderson	2010-11
2.	151	Anthony Thomas	2008-09
3.	145	Doug Usitalo	1987-88
	145	Steve Connor	1976-77
5.	141	Anthony Thomas	2007-08
6.	135	Frank Jackson	1984-85
7.	130	Doug Usitalo	1986-87
8.	129	Coby Karl	2004-05
9.	128	Rodger Bates	1980-81
10.	127	Terry Miller	1975-76

## GAMES STARTED

1.	35	La'Shard Anderson	2010-11
	35	Daequon Montreal	2010-11
3.	34	Reggie Larry	2007-08
	34	Tyler Tiedeman	2007-08
	34	Anthony Thomas	2007-08
	34	Jermaine Blackburn	2004-05
	34	Coby Karl	2004-05
	34	Robert Arnold	2010-11
9.	33	Matt Bauscher	2007-08
	33	Matt Nelson	2007-08
	33	Jason Ellis	2003-04
	33	Aaron Haynes	2003-04
	33	Joe Skiffer	2003-04

## BLOCKED SHOTS

1.	77	John Coker	1993-94
2.	60	Ike Okoye	2008-09
3.	53	Dave Richardson	1978-79
4.	50	Tanoka Beard	1990-91
5.	49	John Coker	1994-95
6.	46	Ike Okoye	2009-10
7.	44	Reggie Larry	2006-07
8.	41	Tanoka Beard	1991-92
9.	39	Bruce Bolden	1983-84
10.	38	Trever Tillman	2000-01
	38	Trever Tillman	1997-98
	38	Tanoka Beard	1992-93
	38	Billy Fikes	1991-92

B  
A  
S  
K  
E  
T  
B  
A  
L  
L

# YEARLY LEADERS

## SCORING

SEASON	NAME	G	FGs	FTs	PTS	AVG
2012-13	Anthony Drmic	32	185	115	565	17.7
2011-12	Anthony Drmic	29	111	69	348	12.0
2010-11	La'Shard Anderson	35	176	142	527	15.1
2009-10	Ike Okoye	32	176	61	413	12.9
2008-09	Mark Sanchez	32	162	78	416	13.0
2007-08	Reggie Larry	34	244	136	661	19.4
2006-07	Coby Karl	31	131	116	458	14.8
2005-06	Coby Karl	29	150	129	499	17.2
2004-05	Jermaine Blackburn	34	197	87	523	15.4
2003-04	Aaron Haynes	33	183	110	489	14.8
2002-03	Aaron Haynes	29	146	102	427	14.7
2001-02	Abe Jackson	30	185	95	557	18.6
2000-01	Abe Jackson	30	165	110	523	17.4
1999-00	Abe Jackson	27	148	72	438	16.2
1998-99	Roberto Bergersen	29	224	125	644	22.2
1997-98	Roberto Bergersen	30	217	88	582	19.4
1996-97	Joe Wyatt	24	135	54	384	16.0
1995-96	Joe Wyatt	28	109	50	325	11.6
1994-95	John Coker	21	129	76	334	15.9
1993-94	John Coker	30	231	59	521	17.4
1992-93	Tanoka Beard	27	199	168	566	21.0
1991-92	Tanoka Beard	29	179	166	524	18.1
1990-91	Tanoka Beard	29	183	148	514	17.7
1989-90	Tanoka Beard	25	115	110	340	13.6
1988-89	Wilson Foster	30	153	129	463	15.4
1987-88	Arnell Jones	30	187	119	493	16.4
1986-87	Arnell Jones	30	172	130	474	15.8
1985-86	Chris Childs	28	109	72	300	10.7
1984-85	Frank Jackson	29	166	51	388	13.4
1983-84	Vince Hinchin	26	174	99	457	17.6
1982-83	Vince Hinchin	26	170	118	459	17.7
1981-82	Terry Lee	26	138	71	347	13.3
1980-81	Eric Bailey	26	188	74	450	17.3
1979-80	Dave Williams	26	168	57	393	15.1
1978-79	Sean McKenna	26	162	83	407	15.7
1977-78	Steve Connor	27	211	108	530	19.6
1976-77	Steve Connor	26	177	96	450	17.3
1975-76	Pat Hoke	29	185	127	497	17.1
1974-75	Pat Hoke	24	185	90	460	19.2
1973-74	Clyde Dickey	26	184	79	447	17.2
1972-73	Mau. Buckingham	21	142	52	336	16.0
1971-72	Greg Bunn	26	132	171	435	16.7
1970-71	Ron Austin	26	221	194	636	24.5
1969-70	Ron Austin	26	165	101	431	16.6
1968-69	Bill Otey	27	188	60	436	16.1

## REBOUNDING

SEASON	NAME	G	REB	AVG
2012-13	Ryan Watkins	32	217	6.8
2011-12	Anthony Drmic	29	144	5.0
2010-11	Daequon Montreal	35	182	5.2
2009-10	Ike Okoye	32	252	7.9
2008-09	Mark Sanchez	32	229	7.2
2007-08	Reggie Larry	34	313	9.2
2006-07	Matt Nelson	31	275	8.9
2005-06	Tez Banks	29	158	5.4
2004-05	Jason Ellis	28	251	9.0
2003-04	Jason Ellis	33	297	9.0
2002-03	Jason Ellis	29	227	7.8
2001-02	Jason Ellis	30	173	5.8
2000-01	Abe Jackson	30	171	5.7
1999-00	Justin Lyons	27	142	5.3
1998-99	Abe Jackson	19	91	4.8
1997-98	Mike Tolman	30	175	5.8
1996-97	J.D. Huleen	27	127	4.7
1995-96	Phil Rodman	28	145	5.2
1994-95	John Coker	21	153	7.3
1993-94	John Coker	30	203	6.8
1992-93	Tanoka Beard	27	208	7.7
1991-92	Tanoka Beard	29	202	7.0
1990-91	Tanoka Beard	29	146	5.0
1989-90	Rich Blythe	27	149	5.5
1988-89	Wilson Foster	30	128	4.3
1987-88	Arnell Jones	30	215	7.2
1986-87	Arnell Jones	30	247	8.2
1985-86	Kelvin Rawlins	28	174	6.2
1984-85	Bruce Bolden	29	243	8.4
1983-84	Bruce Bolden	28	161	5.8
1982-83	Bruce Bolden	27	191	7.1
1981-82	Bruce Bolden	26	172	6.6
1980-81	Larry McKinney	26	191	7.3
1979-80	Larry McKinney	26	216	8.3
1978-79	John Anderson	26	204	7.8
1977-78	Trent Johnson	27	168	6.2
1976-77	Danny Jones	26	200	7.7
1975-76	Pat Hoke	29	228	7.9
1974-75	Terry Miller	26	237	8.1
1973-74	George Wilson	26	237	9.1
1972-73	Greg Bunn	25	189	7.6
1971-72	Steve Wallace	26	287	11.0
1970-71	Steve Wallace	26	256	9.8
1969-70	Bill Otey	26	338	13.0
1968-69	Bill Otey	27	467	17.3

B  
O  
I  
S  
E  
  
S  
T  
A  
T  
E

## FIELD GOAL PERCENTAGE (MIN. FIVE ATTEMPTS PER GAME)

SEASON	NAME	G	FGM	FGA	PCT
2012-13	Ryan Watkins	32	111	180	.617
2011-12	Kenny Buckner	29	105	174	.603
2010-11	Daequon Montreal	35	129	278	.464
2009-10	Kurt Cunningham	32	100	168	.595
2008-09	Kurt Cunningham	32	134	199	.673
2007-08	Matt Nelson	33	202	312	.647
2006-07	Matt Nelson	31	159	275	.578
2005-06	Seth Robinson	29	88	152	.579
2004-05	Jason Ellis	28	113	231	.489
2003-04	Aaron Haynes	33	183	366	.500
2002-03	Jason Ellis	29	102	208	.490
2001-02	Bryan Defares	30	95	210	.452
2000-01	Booker Nabors	31	113	237	.477
1999-00	Kejuan Woods	15	60	122	.492
1998-99	Kejuan Woods	27	96	184	.522
1997-98	Roberto Bergersen	30	217	422	.514
1996-97	Joe Wyatt	24	135	288	.469
1995-96	Phil Rodman	28	109	172	.634
1994-95	John Coker	21	129	244	.529
1993-94	John Coker	30	231	403	.573
1992-93	Tanoka Beard	27	199	339	.587
1991-92	Billy Fikes	29	120	168	.714
1990-91	Billy Fikes	29	129	187	.690
1989-90	Tanoka Beard	25	115	198	.581
1988-89	Wilson Foster	30	153	286	.535
1987-88	Arnell Jones	30	187	283	.661
1986-87	Jeff Kelley	30	144	241	.598
1985-86	Eric Hayes	28	72	142	.507
1984-85	Bruce Bolden	29	114	174	.655
1983-84	Frank Jackson	28	122	231	.528
1982-83	Bruce Bolden	27	101	168	.601
1981-82	Terry Lee	26	138	275	.502
1980-81	Larry McKinney	26	181	346	.523
1979-80	Dave Richardson	26	127	211	.602
1978-79	Sean McKenna	26	162	276	.587
1977-78	Danny Jones	27	140	231	.606
1976-77	Danny Jones	26	115	198	.581
1975-76	Danny Jones	29	131	221	.593
1974-75	Pat Hoke	26	185	373	.495
1973-74	George Wilson	26	153	260	.588
1972-73	Bill Barnes	24	99	202	.490
1971-72	Steve Wallace	26	234	289	.464
1970-71	Ron Austin	26	221	441	.501
1969-70					
1968-69	Keith Burke	27	139	282	.491

## FREE THROW PERCENTAGE (MIN. TWO ATTEMPTS PER GAME)

SEASON	NAME	G	FTM	FTA	PCT
2012-13	Derrick Marks	31	144	172	.837
2011-12	Anthony Drmic	29	69	94	.734
2010-11	Paul Noonan	35	68	80	.850
2009-10	Ike Okoye	32	61	82	.744
2008-09	Paul Noonan	32	61	72	.847
2007-08	Tyler Tiedeman	34	83	111	.748
2006-07	Coby Karl	31	116	139	.835
2005-06	Coby Karl	29	129	162	.796
2004-05	Coby Karl	34	113	152	.743
2003-04	Aaron Haynes	33	110	140	.786
2002-03	Aaron Haynes	29	102	134	.761
2001-02	Abe Jackson	30	95	116	.819
2000-01	Abe Jackson	30	110	140	.786
1999-00	Abe Jackson	27	72	84	.833
1998-99	Roberto Bergersen	29	125	146	.856
1997-98	Mike Tolman	30	56	71	.789
1996-97	Gerry Washington	27	64	82	.780
1995-96	Gerry Washington	28	59	74	.797
1994-95	Darnell Woods	27	96	120	.800
1993-94	Shambric Williams	30	92	127	.724
1992-93	Lance Vaughn	28	62	67	.925
1991-92	Tanoka Beard	29	166	231	.719
1990-91	Jeff Sanor	29	92	118	.780
1989-90	David Lowery	18	64	82	.781
1988-89	Wilson Foster	30	129	157	.822
1987-88	Chris Childs	30	81	95	.853
1986-87	Chris Childs	30	109	132	.826
1985-86	Chris Childs	28	72	91	.791
1984-85	Roland Smith	29	76	98	.776
1983-84	Vince Hinchon	26	99	136	.728
1982-83	Vince Hinchon	26	118	152	.776
1981-82	Terry Lee	26	72	80	.888
1980-81	Larry McKinney	26	69	89	.775
1979-80	Dave Richardson	26	90	130	.692
1978-79	Freddie Williams	20	89	107	.832
1977-78	Steve Connor	27	108	135	.800
1976-77	Steve Barrett	22	45	58	.776
1975-76	Steve Connor	29	116	144	.806
1974-75	Steve Connor	26	65	81	.802
1973-74	Clyde Dickey	26	79	104	.760
1972-73	Greg Bunn	25	74	95	.798
1971-72	Greg Bunn	26	171	216	.792
1970-71	Ron Austin	26	194	247	.785
1969-70					
1968-69	Keith Burke	27	55	74	.744

B  
A  
S  
K  
E  
T  
B  
A  
L  
L

# YEARLY LEADERS

## 3-POINT FIELD GOAL PERCENTAGE (MIN. TWO ATTEMPTS PER GAME)

SEASON	NAME	G	3FGM	3FGA	PCT
2012-13	Jeff Elorriaga	29	84	188	.447
2011-12	Jeff Elorriaga	26	39	101	.386
2010-11	Paul Noonan	35	66	171	.386
2009-10	Paul Noonan	30	64	163	.393
2008-09	Aaron Garner	32	41	107	.383
2007-08	Tyler Tiedeman	34	84	172	.488
2006-07	Coby Karl	31	80	216	.370
2005-06	Kenny Wilson	28	29	65	.446
2004-05	Franco Harris	34	69	178	.388
2003-04	Booker Nabors	33	40	91	.440
2002-03	C.J. Williams	29	49	155	.316
2001-02	Abe Jackson	30	92	281	.327
2000-01	Abe Jackson	30	83	206	.403
1999-00	Clint Hordemann	27	36	87	.414
1998-99	Gerry Washington	29	63	157	.401
1997-98	Mike Tolman	30	77	174	.443
1996-97	Gerry Washington	27	54	125	.432
1995-96	Mike Tolman	28	49	123	.398
1994-95	J.D. Huleen	27	34	95	.358
1993-94	Shambric Williams	30	41	92	.446
1992-93	Damon Archibald	24	21	60	.350
1991-92	Jermaine Haliburton	29	58	151	.384
1990-91	Lance Vaughn	29	45	91	.495
1988-89	Brian King	30	29	65	.446
1987-88	Brian King	30	36	69	.522
1986-87	Chris Childs	30	47	116	.405

## ASSISTS

SEASON	NAME	G	ASSISTS	AVG
2012-13	Derrick Marks	31	122	3.8
2011-12	Derrick Marks	30	63	2.1
	Westly Perryman	29	63	2.2
2010-11	La'Shard Anderson	35	165	4.9
2009-10	Anthony Thomas	32	121	3.8
2008-09	Anthony Thomas	32	151	4.7
2007-08	Anthony Thomas	34	141	4.1
2006-07	Coby Karl	31	125	4.0
2005-06	Coby Karl	29	117	4.0
2004-05	Coby Karl	34	129	3.8
2003-04	Bryan Defares	31	115	3.7
2002-03	Joe Skiffer	29	92	3.2
2001-02	Booker Nabors	30	78	2.6
2000-01	Booker Nabors	31	103	3.3
1999-00	C.J. Williams	26	84	3.2
1998-99	Gerry Washington	29	102	3.5
1997-98	Gerry Washington	29	95	3.3
1996-97	Gerry Washington	27	83	3.1
1995-96	Shane Flanagan	28	84	3.0
1994-95	Darnell Woods	27	95	3.5
1993-94	Steve Shephard	30	102	3.4
1992-93	Lance Vaughn	28	84	2.9
1991-92	Jermaine Haliburton	29	107	3.7
1990-91	Jeff Sanor	29	100	3.5
1989-90	Rich Blythe	27	62	2.3
1988-89	Chris Childs	30	122	4.1
1987-88	Doug Usitalo	30	145	4.8
1986-87	Doug Usitalo	30	130	4.3
1985-86	Chris Childs	28	84	3.0
1984-85	Frank Jackson	29	135	4.7
1983-84	Frank Jackson	28	106	3.8
1982-83	Mike Hazel	27	97	3.6
1981-82	Tyrone Scott	26	105	4.0
1980-81	Rodger Bates	25	128	5.1
1979-80	Rodger Bates	24	99	4.1
1978-79	Freddie Williams	20	115	5.8
1977-78	Steve Connor	27	118	4.4
1976-77	Steve Connor	26	145	5.6
1975-76	Terry Miller	25	127	5.1
1973-74	Clyde Dickey	26	84	3.2
1972-73	Clyde Dickey	22	85	3.9

**B  
O  
I  
S  
E  
  
S  
T  
A  
T  
E**

## BLOCKS

SEASON	NAME	G	BLOCKS	AVG
2012-13	Derrick Marks	31	14	0.45
2011-12	Derrick Marks	30	12	0.4
2010-11	Robert Arnold	35	23	0.7
2009-10	Ike Okoye	32	46	1.4
2008-09	Ike Okoye	32	60	1.9
2007-08	Reggie Larry	34	35	1.0
2006-07	Reggie Larry	31	44	1.4
2005-06	Coby Karl	29	14	0.5
2004-05	Jason Ellis	28	28	1.0
2003-04	Jason Ellis	33	32	1.0
2002-03	Jason Ellis	29	27	0.9
2001-02	Trever Tillman	30	32	1.1
2000-01	Trever Tillman	31	38	1.2
1999-00	Justin Lyons	27	13	0.5
1998-99	Richard Morgan	29	24	0.8
1997-98	Trever Tillman	30	38	1.3
1996-97	Kenny Van Kirk	25	18	0.7
1995-96	J.D. Huleen	28	18	0.6
1994-95	John Coker	21	49	2.3
1993-94	John Coker	30	77	2.6
1992-93	Tanoka Beard	27	38	1.4
1991-92	Tanoka Beard	29	41	1.4
1990-91	Tanoka Beard	29	50	1.7
1989-90	Tanoka Beard	25	31	1.2
1988-89	Wilson Foster	30	14	0.5
1987-88	Greg Dodd	30	23	0.8
1986-87	Jeff Kelley	30	22	0.7
1985-86	Jeff Kelley	28	22	0.8
1984-85	Bruce Bolden	29	27	0.9
1983-84	Bruce Bolden	28	39	1.4
1982-83	Vince Hinch	26	20	0.7
1981-82	Bruce Bolden	26	24	0.9
1980-81	Larry McKinney	26	35	1.3
1979-80	Dave Richardson	26	33	1.3
1978-79	Dave Richardson	26	53	2.0

## STEALS

SEASON	NAME	G	STEALS	AVG
2012-13	Derrick Marks	31	56	1.8
2011-12	Westly Perryman	29	39	1.4
2010-11	La'Shard Anderson	35	77	2.2
2009-10	La'Shard Anderson	32	83	2.6
2008-09	Anthony Thomas	32	42	1.3
2007-08	Anthony Thomas	34	49	1.4
2006-07	Anthony Thomas	31	36	1.2
2005-06	Matt Bauscher	29	30	1.0
	Coby Karl	29	30	1.0
	Eric Lane	29	30	1.0
2004-05	Eric Lane	31	34	1.1
2003-04	Aaron Haynes	33	34	1.0
2002-03	Joe Skiffer	29	33	1.1
2001-02	Bryan Defares	30	31	1.0
2000-01	Abe Jackson	30	31	1.0
	Clint Hordemann	31	31	1.0
1999-00	Clint Hordemann	27	41	1.5
1998-99	Roberto Bergersen	29	54	1.9
1997-98	Mike Tolman	30	53	1.8
1996-97	Gerry Washington	27	55	2.0
1995-96	J.D. Huleen	28	38	1.4
1994-95	Damon Archibald	22	49	2.2
	Darnell Woods	27	49	1.8
1993-94	Bernard Walker	30	57	1.9
1992-93	Darnell Woods	29	56	1.9
1991-92	Billy Fikes	29	43	1.5
1990-91	Jeff Sanor	29	43	1.5
1989-90	Brian King	27	37	1.4
1988-89	Wilson Foster	30	40	1.3
1987-88	Doug Usitalo	30	80	2.7
1986-87	Doug Usitalo	30	105	3.5
1985-86	Chris Childs	28	56	2.0
1984-85	Bruce Bolden	29	45	1.6
1983-84	Rawn Hayes	28	37	1.3
1982-83	Rawn Hayes	27	72	2.7
1981-82	Terry Lee	26	36	1.4
1980-81	Eric Bailey	26	41	1.6
1979-80	Dave Williams	26	38	1.5
1978-79	Freddie Williams	20	22	1.1

B  
A  
S  
K  
E  
T  
B  
A  
L  
L

# TEAM YEAR-BY-YEAR - OFFENSE

YEAR	G	FGM-FGA	PCT	FTM-FTA	PCT	REB	AVG	ASST	BLK	STL	PTS	AVG
2012-13	32	824-1790	.460	446-597	.747	1081	33.8	423	54	212	2343	73.2
2011-12	30	708-1653	.428	407-589	.691	1007	33.6	346	56	183	2050	68.3
2010-11	35	876-2002	.438	605-837	.723	1158	33.1	449	95	302	2594	74.1
2009-10	32	894-1942	.460	390-578	.675	1148	35.9	515	119	244	2370	74.1
2008-09	32	875-1849	.473	379-544	.697	1097	34.3	510	117	200	2329	72.8
2007-08	34	994-1956	.508	508-768	.661	1218	35.8	605	80	215	2767	81.4
2006-07	31	837-1828	.458	466-705	.661	1190	38.4	457	108	208	2360	76.1
2005-06	29	744-1684	.442	277-530	.711	1037	35.8	413	60	166	2095	72.2
2004-05	34	856-1987	.431	418-610	.685	1193	35.1	456	80	178	2393	70.4
2003-04	33	852-1904	.447	506-686	.738	1136	34.4	461	105	212	2431	73.7
2002-03	29	666-1626	.410	416-596	.698	957	33.0	335	109	187	1897	65.4
2001-02	30	675-1631	.414	362-521	.695	904	30.1	366	83	183	1876	62.5
2000-01	31	811-1778	.456	441-653	.675	1015	32.7	433	92	214	2237	72.2
1999-00	27	597-1348	.443	357-549	.650	809	30.0	291	55	211	1680	62.2
1998-99	29	682-1478	.461	451-635	.710	880	30.3	387	91	277	1987	68.5
1997-98	30	736-1592	.462	478-665	.719	838	27.9	435	85	288	2171	72.4
1996-97	27	622-1421	.438	315-445	.708	758	28.1	382	70	256	1782	66.0
1995-96	28	623-1444	.431	361-508	.711	774	27.6	376	43	226	1805	64.5
1994-95	27	708-1556	.455	415-646	.642	876	32.4	408	88	260	1936	71.7
1993-94	30	848-1778	.477	382-647	.590	1099	36.6	520	143	267	2174	72.5
1992-93	29	779-1664	.468	511-712	.718	1010	34.8	422	109	250	2190	75.5
1991-92	29	695-1448	.480	483-706	.684	895	30.9	385	119	217	1993	68.7
1990-91	29	695-1377	.505	476-689	.691	882	30.4	393	106	218	2001	69.0
1989-90	27	507-1138	.446	413-676	.611	862	31.9	255	58	185	1522	56.4
1988-89	30	682-1375	.496	478-695	.688	903	30.1	369	57	208	1972	65.7
1987-88	30	756-1443	.524	456-646	.706	961	32.0	427	96	308	2079	69.3
1986-87	30	783-1574	.497	544-792	.687	1058	35.3	374	99	344	2196	73.2
1985-86	28	685-1472	.465	403-590	.683	856	30.6	284	70	206	1828	65.2
1984-85	29	796-1627	.489	341-514	.663	914	31.5	437	66	218	1966	67.8
1983-84	28	738-1497	.493	393-573	.686	865	30.9	399	85	212	1869	66.8
1982-83	27	726-1565	.464	370-520	.712	844	31.3	425	83	245	1840	68.1
1981-82	26	786-1619	.485	366-509	.719	826	31.8	480	74	212	1938	74.5
1980-81	26	699-1493	.468	261-371	.703	722	27.8	437	64	192	1659	63.8
1979-80	26	758-1574	.482	307-482	.637	960	36.9	434	86	126	1823	70.1
1978-79	26	743-1451	.512	395-593	.666	976	37.5	453	102	129	1881	72.3
1977-78	27	782-1616	.484	430-608	.707	890	32.9	489	-	-	1994	73.9
1976-77	26	737-1556	.474	431-625	.690	934	35.9	475	-	-	1905	73.3
1975-76	29	867-1809	.479	559-768	.728	1069	36.9	540	-	-	2293	79.1
1974-75	26	847-1796	.472	437-636	.688	1120	43.1	-	-	-	2131	82.0
1973-74	26	675-1398	.483	388-556	.698	886	34.1	475	-	-	1738	66.8
1972-73	26	803-1919	.418	354-517	.685	996	38.3	421	-	-	1960	75.4
1971-72	26	745-1713	.435	550-797	.690	1039	40.0	-	-	-	2040	78.5
1970-71	26	772-1776	.435	526-746	.705	887	34.1	-	-	-	2070	79.6
1969-70	-	-	-	-	-	-	-	-	-	-	-	-
1968-69	27	956-2146	.445	337-546	.617	1545	57.2	-	-	-	2249	83.3

# TEAM YEAR-BY-YEAR - DEFENSE

YEAR	G	FGM-FGA	PCT	FTM-FTA	PCT	REB	AVG	ASST	BLK	STL	PTS	AVG
2012-13	32	709-1623	.437	466-660	.706	944	29.5	401	93	185	2095	65.5
2011-12	30	687-1511	.455	399-592	.674	922	30.7	378	92	155	1988	66.3
2010-11	35	807-1760	.459	548-749	.713	1137	32.5	409	124	182	2382	68.1
2009-10	32	864-1898	.455	398-587	.678	1112	34.8	424	91	198	2331	72.8
2008-09	32	837-1901	.440	453-674	.674	1118	34.9	378	127	193	2315	72.3
2007-08	34	921-2086	.442	486-689	.705	1139	33.5	460	103	215	2567	75.5
2006-07	31	807-1922	.420	415-585	.709	1127	36.4	373	107	193	2234	72.1
2005-06	29	738-1749	.422	380-571	.666	1070	36.9	351	100	163	2049	70.7
2004-05	34	914-1971	.464	502-721	.696	1207	35.5	461	93	231	2524	74.2
2003-04	33	803-1857	.432	457-613	.746	1112	33.7	370	73	180	2227	67.5
2002-03	29	657-1528	.430	466-629	.741	1031	35.6	296	115	188	1924	66.3
2001-02	30	637-1425	.447	552-764	.723	994	33.1	331	89	181	1973	65.8
2000-01	31	770-1681	.458	505-745	.678	1086	35.0	401	91	214	2230	71.9
1999-00	27	569-1278	.445	416-613	.679	826	30.6	275	79	219	1679	62.2
1998-99	29	589-1337	.441	467-685	.682	871	30.0	316	85	197	1790	61.7
1997-98	30	702-1484	.473	515-753	.684	1002	33.4	360	77	224	2072	69.1
1996-97	27	566-1236	.458	410-609	.673	871	32.3	283	44	183	1678	62.1
1995-96	28	627-1296	.484	432-678	.637	911	32.5	338	56	192	1827	65.3
1994-95	27	651-1404	.464	393-565	.696	951	35.2	356	73	161	1807	66.9
1993-94	30	754-1728	.436	397-626	.634	1083	36.1	411	79	225	2071	69.0
1992-93	29	715-1619	.442	462-715	.646	1033	35.6	393	89	191	2020	69.7
1991-92	29	695-1553	.453	436-664	.657	933	32.2	379	64	217	1949	67.2
1990-91	29	649-1434	.453	485-695	.698	1008	34.8	347	72	211	1873	64.6
1989-90	27	588-1222	.481	427-630	.678	919	34.0	347	66	185	1683	62.3
1988-89	30	576-1287	.447	520-766	.679	934	31.1	348	71	158	1767	58.9
1987-88	30	580-1312	.442	455-681	.668	874	29.1	312	61	201	1680	56.3
1986-87	30	628-1369	.459	548-773	.709	947	31.6	294	66	216	1872	62.4
1985-86	28	686-1384	.496	484-686	.706	900	32.1	327	57	190	1906	68.7
1984-85	29	686-1422	.482	456-651	.700	886	30.6	364	72	207	1870	64.5
1983-84	28	668-1419	.471	398-564	.706	854	30.5	379	55	147	1734	61.9
1982-83	28	732-1421	.515	432-622	.695	901	33.4	451	59	201	1905	70.6
1981-82	26	776-1454	.534	403-597	.675	938	36.1	450	73	188	1952	75.1
1980-81	26	713-1366	.522	422-580	.728	916	35.2	428	57	164	1848	71.1
1979-80	26	775-1660	.467	363-494	.735	948	36.5	463	54	194	1913	73.6
1978-79	26	796-1731	.460	305-428	.713	919	35.3	428	65	216	1887	72.6
1977-78	27	811-1715	.473	330-483	.682	988	36.6	452	-	-	1951	72.3
1976-77	26	828-1770	.468	318-439	.724	916	35.2	445	-	-	1974	75.9
1975-76	29	896-1983	.452	368-508	.724	1063	36.7	459	-	-	2160	74.5
1974-75	26	-	-	-	-	1243	47.8	-	-	-	2244	86.3
1973-74	26	770-1746	.441	223-330	.676	877	33.7	426	-	-	1763	67.8
1972-73	26	842-1845	.456	335-513	.653	1079	41.5	405	-	-	2019	77.7
1971-72	26	758-1721	.440	479-703	.681	1092	42.0	-	-	-	1995	76.7
1970-71	26	836-1842	.454	446-634	.703	1020	39.2	-	-	-	2118	81.5
1969-70	-	-	-	-	-	-	-	-	-	-	-	-
1968-69	27	772-1993	.388	445-679	.656	1154	42.8	-	-	-	1989	73.7

B  
A  
S  
K  
E  
T  
B  
A  
L  
L

# SINGLE-GAME RECORDS

## 40-POINT GAMES

1.	42	Ron Austin	Montana	Feb. 13, 1971
2.	41	Ron Austin	Portland State	Jan. 25, 1971
3.	40	Carl Powell	Idaho State	Feb. 8, 1979

## 30-POINT GAMES

4.	39	Tanoka Beard	Eastern Wash.	March 6, 1993
5.	38	Ron Austin	Montana	Feb. 20, 1971
	<b>38</b>	<b>Derrick Marks</b>	<b>Colorado State</b>	<b>March 2, 2013</b>
7.	37	Pat Hoke	Utah State	Jan. 13, 1975
	37	Tanoka Beard	Idaho	Feb. 6, 1993
	37	Joe Wyatt	New Mexico State	Feb. 13, 1997
10.	36	Roberto Bergersen	Gonzaga	Jan. 1, 1999
11.	35	Maurice Buckingham	Northern Arizona	Feb. 3, 1973
	35	Pat Hoke	Doane College	Nov. 29, 1975
	35	Arnell Jones	U.S. International	Dec. 6, 1986
	35	Reggie Arnold	New Mexico State	Feb. 27, 2010
	<b>35</b>	<b>Derrick Marks</b>	<b>Creighton</b>	<b>Nov. 28, 2012</b>
16.	34	Larry McKinney	Montana State	Feb. 21, 1981
	34	Tanoka Beard	Montana State	Jan. 2, 1991
	34	Roberto Bergersen	Idaho State	Dec. 22, 1998
	34	Abe Jackson	Cal Poly	March 1, 2001
	<b>34</b>	<b>Anthony Drmic</b>	<b>LSU</b>	<b>Dec. 14, 2012</b>
21.	33	Steve Connor	Portland State	Jan. 3, 1975
	33	Steve Connor	Montana State	Feb. 24, 1978
	33	Jim Maldonado	Idaho State	Jan. 16, 1982
	33	Vince Hinch	Nevada	Feb. 19, 1983
	33	Mike Tolman	Cal St. Fullerton	March 6, 1998
	33	La'Shard Anderson	Fresno State	Feb. 24, 2011
27.	32	Steve Connor	Weber State	Jan. 31, 1976
	32	Tanoka Beard	George Mason	Dec. 29, 1992
	32	John Coker	Northern Arizona	Jan. 20, 1995
	32	Roberto Bergersen	Washington	Dec. 5, 1998
	32	C.J. Williams	Idaho State	Nov. 26, 2002
	32	Coby Karl	Nevada	Jan. 26, 2006
	32	Ike Okoye	Nevada	Feb. 13, 2010
34.	31	Reggie Larry	New Mexico St.	March 15, 2008
	31	La'Shard Anderson	San Jose State	Jan. 6, 2011
36.	<b>30</b>	<b>Jeff Elorriaga</b>	<b>Corban</b>	<b>Dec. 30, 2012</b>
	<b>30</b>	<b>Derrick Marks</b>	<b>Fresno State</b>	<b>Jan. 23, 2013</b>

## INDIVIDUAL GAME

### Points Scored

42, Ron Austin ..... Montana; Feb. 13, 1971

### Rebounds

24, Bill Otey..... Jan. 31, 1969 / Feb. 10, 1969

### Field Goals Made

20 (20-31), Carl Powell ..... Idaho State; Feb. 18, 1979

### Field Goals Attempted

31 (20-31), Carl Powell ..... Idaho State; Feb. 18, 1979

### Field Goal Percentage (Min. Nine Attempts)

1.000 (10-10), Tanoka Beard..... Southern Illinois; March 3, 1991

1.000 (9-9), Mark Sanchez ..... Pacific; Nov. 14, 2008

### 3-Pointers Made

**10 (10-16), Jeff Elorriaga..... Corban, Dec. 30, 2012**

9 (9-14), Abe Jackson..... Gonzaga; Dec. 9, 2000

### Free Throws Made

20 (20-25), Tanoka Beard ..... George Mason; Dec. 29, 1992

### Free Throws Attempted

25 (20-25), Tanoka Beard ..... George Mason; Dec. 29, 1992

### Free Throw Percentage (Min. 10 Attempts)

1.000 (14-14), Gerry Washington ..... Idaho; Jan. 31, 1998

1.000 (12-12), Tanoka Beard..... Montana State; Jan. 2, 1991

**1.000 (12-12), Derrick Marks..... Fresno State, Jan. 23, 2013**

1.000 (11-11), Anthony Thomas..... Hawaii; Jan. 20, 2007

1.000 (11-11), Coby Karl..... San Jose State; Jan. 19, 2006

1.000 (10-10), Coby Karl..... Idaho; Jan. 27, 2007

1.000 (10-10), Aaron Haynes ..... UW-Milwaukee; Mar. 20, 2004

### Assists

13, Bryan Defares..... UNLV; March 17, 2004

### Turnovers

10, John Anderson ..... Gonzaga; Jan. 26, 1979

### Steals

12, Rawn Hayes..... Weber State; Jan. 22, 1983

### Blocked Shots

7, Trever Tillman ..... Idaho State; Dec. 10, 1997

BOISE STATE



# SINGLE-GAME RECORDS

## TEAM GAME - HIGH

<b>Points Scored</b>	118 ..... Portland State, Jan. 25, 1971
<b>Points Scored by Opponent</b>	119 ..... Idaho State, Dec. 2, 1970
<b>Points Scored by Both Teams</b>	215 (BSU 100, Portland State 115)..... Jan. 24, 1972
<b>Highest Winning Score</b>	118 ..... Portland State, Jan. 25, 1971
<b>Highest Losing Score</b>	100 ..... Portland State, Jan. 24, 1972
<b>Field Goals Made</b>	45 (45-64) ..... Montana Tech, Nov. 21, 2007
<b>Field Goals Attempted</b>	90 (33-90) ..... Montana, Feb. 13, 1971 90 (41-90) ..... Montana State, Feb. 10, 1973
<b>Field Goal Percentage</b>	.880 (22-25) ..... Weber State, Jan. 22, 1983
<b>3-Pointers Attempted</b>	35 (12-35) ..... Fresno State, Feb. 4, 2006
<b>3-Pointers Made</b>	16 (16-30) ..... Elon, Dec. 21, 2004
<b>Free Throws Attempted</b>	55 (35-55) ..... Cal Poly, Jan. 31, 1995
<b>Free Throws Made</b>	39 (39-49) ..... Chicago State, Dec. 17, 1983
<b>Free Throw Percentage</b>	1.000 (26-26) ..... Fresno State, Jan. 23, 2013 1.000 (9-9) ..... New Orleans, Dec. 23, 2012 1.000 (8-8) ..... Montana, Jan. 24, 1981 1.000 (8-8) ..... Saint Mary's, Dec.14, 1996 1.000 (7-7) ..... Montana, Feb. 24, 1995
<b>Rebounds</b>	60 ..... Carroll College, Dec. 5, 1970
<b>Turnovers</b>	36 ..... Gonzaga, Jan. 26, 1979
<b>Assists</b>	32 ..... Northern Colorado, Dec. 21, 1976
<b>Steals</b>	35 ..... Seattle Pacific, Jan. 2, 1976
<b>Blocked Shots</b>	12 ..... San Jose State, Feb. 22, 2007

## TEAM GAME - LOW

<b>Points Scored</b>	36 ..... Louisiana Tech, Dec. 30, 2001
<b>Points Scored by Opponent</b>	35 ..... Cal Poly, Dec. 13, 1994
<b>Points Scored by Both Teams</b>	78 (Boise State 40, Cal Poly 38) ..... Dec. 22, 1980
<b>Points Scored in One Half</b>	10 (2H) ..... Fresno State, Dec. 6, 1980
<b>Points Scored By Opponent in One Half</b>	13 (1H) ..... ISU, Nov. 28, 1987 13 (1H) ..... Cal Poly, Dec. 13, 1994
<b>Lowest Winning Score</b>	40 ..... Cal Poly, Dec. 22, 1980
<b>Lowest Losing Score</b>	36 ..... Louisiana Tech, Dec. 30, 2001
<b>Field Goals Attempted</b>	30 (17-30) ..... Montana, Jan. 18, 1990
<b>Field Goals Made</b>	10 (10-31) ..... Santa Clara, Dec. 1, 1989
<b>Field Goal Percentage</b>	.250 (13-52) ..... Utah State, Feb. 22, 1997
<b>Free Throws Attempted</b>	1 (0-1) ..... Troy State, Dec. 22, 2000 1 (1-1) ..... New Mexico State, Jan. 25, 1997
<b>Free Throws Made</b>	0 (0-1) ..... Troy State, Dec. 22, 2000
<b>Free Throw Percentage</b>	.235 (4-17) ..... Montana, Feb. 25, 1994
<b>Rebounds</b>	12 ..... Weber State, Feb. 6, 1981
<b>Turnovers</b>	4 ..... San Jose State, Jan. 3, 2002 4 ..... Brigham Young, Dec. 13, 1996
<b>Assists</b>	1 ..... Santa Clara, Dec. 1, 1989
<b>Personal Fouls</b>	5 ..... Carroll College, Feb. 6, 1970

B  
A  
S  
K  
E  
T  
B  
A  
L  
L

# TEAM SINGLE-SEASON RECORDS

## OFFENSE

### GAMES PLAYED

1.	35	2010-11
2.	34	2007-08
	34	2004-05
4.	33	2003-04
5.	32	2009-10
	32	2012-13

### GAMES WON

1.	25	2007-08
2.	24	1987-88
3.	23	2003-04
	23	1988-89
5.	22	1986-87
	22	2010-11

### POINTS SCORED

1.	2,767	2007-08
2.	2,594	2010-11
3.	2,431	2003-04
4.	2,393	2004-05
5.	2,370	2009-10

### SCORING AVERAGE

1.	83.3	1968-69
2.	82.0	1974-75
3.	81.4	2007-08
4.	79.6	1970-71
5.	79.1	1975-76

### FIELD GOALS MADE

1.	994	2007-08
2.	956	1968-69
3.	894	2009-10
4.	876	2010-11
5.	875	2008-09

### FIELD GOALS ATTEMPTED

1.	2,146	1968-69
2.	2,002	2010-11
3.	1,987	2004-05
4.	1,956	2007-08
5.	1,942	2009-10

### FIELD GOAL PERCENTAGE

1.	.524	1987-88
2.	.512	1978-79
3.	.508	2007-08
4.	.505	1990-91
5.	.497	1986-87

### 3-POINT FGs MADE

1.	271	2007-08
2.	263	2004-05
3.	249	2012-13
3.	237	2010-11
4.	230	2005-06

### 3-POINT FGs ATTEMPTED

1.	735	2004-05
2.	690	2007-08
3.	688	2010-11
4.	664	2011-12
5.	649	2006-07

### 3-POINT FG PERCENTAGE

1.	.447	1987-88
2.	.441	1988-89
3.	.394	1997-98
4.	.391	1986-87
5.	.391	2012-13

### FREE THROWS MADE

1.	605	2010-11
2.	559	1975-76
3.	550	1971-72
4.	544	1986-87
5.	526	1970-71

### FREE THROWS ATTEMPTED

1.	837	2010-11
2.	797	1971-72
3.	792	1986-87
4.	768	2007-08
4.	768	1975-76

### FREE THROW PERCENTAGE

1.	.747	2012-13
2.	.738	2003-04
3.	.728	1975-76
4.	.723	2010-11
5.	.719	1997-98
	.719	1981-82
	.719	1988-89

### REBOUNDS

1.	1,545	1968-69
2.	1,218	2007-08
3.	1,193	2004-05
4.	1,190	2006-07
5.	1,158	2010-11

### REBOUND AVERAGE

1.	57.2	1968-69
2.	43.1	1974-75
3.	40.0	1971-72
4.	38.4	2006-07
5.	38.3	1972-73

### ASSISTS

1.	605	2007-08
2.	540	1975-76
3.	520	1993-94
4.	515	2009-10
5.	510	2008-09

### BLOCKED SHOTS

1.	143	1993-94
2.	119	1991-92
2.	119	2009-10
4.	117	2008-09
5.	109	2002-03
	109	1992-93

### STEALS

1.	344	1986-87
2.	308	1987-88
3.	302	2010-11
4.	288	1997-98
5.	277	1998-99

## DEFENSE

### POINTS SCORED

1.	1,678	1996-97
2.	1,679	1999-00
3.	1,680	1987-88
4.	1,683	1989-90
5.	1,734	1983-84

### SCORING AVERAGE

1.	56.3	1987-88
2.	58.9	1988-89
3.	61.7	1998-99
4.	61.9	1983-84
5.	62.1	1996-97

### FIELD GOALS MADE

1.	566	1996-97
2.	569	1999-00
3.	576	1988-89
4.	580	1987-88
5.	588	1989-90

### FIELD GOALS ATTEMPTED

1.	1,222	1989-90
2.	1,236	1996-97
3.	1,278	1999-00
4.	1,287	1988-89
5.	1,296	1995-96

### FIELD GOAL PERCENTAGE

1.	.388	1968-69
2.	.420	2006-07
3.	.422	2005-06
4.	.430	2002-03
5.	.432	2003-04

### 3-POINT FGs MADE

1.	60	1992-93
2.	68	1986-87
3.	70	1991-92
4.	75	1987-88
5.	80	1989-90

### 3-POINT FGs ATTEMPTED

1.	195	1992-93
2.	212	1986-87
3.	224	1990-91
4.	231	1987-88
5.	233	1991-92

### 3-POINT FG PERCENTAGE

1.	.300	1991-92
2.	.308	1992-93
3.	.310	2003-04
	.310	1994-95
5.	.315	1989-90

### FREE THROWS MADE

1.	223	1973-74
2.	305	1978-79
3.	318	1976-77
4.	330	1977-78
5.	335	1972-73

### FREE THROWS ATTEMPTED

1.	330	1973-74
2.	428	1978-79
3.	439	1976-77
4.	483	1977-78
5.	494	1979-80

### FREE THROW PERCENTAGE

1.	.634	1993-94
2.	.637	1995-96
3.	.646	1992-93
4.	.653	1972-73
5.	.656	1968-69

### REBOUNDS

1.	826	1999-00
2.	854	1983-84
3.	871	1998-99
4.	871	1996-97
5.	874	1987-88

### REBOUND AVERAGE

1.	29.1	1987-88
2.	29.5	2012-13
2.	30.0	1998-99
3.	30.5	1983-84
5.	30.6	1984-85
	30.6	1999-00

### ASSISTS

1.	275	1999-00
2.	283	1996-97
3.	294	1986-87
4.	296	2002-03
5.	312	1987-88

### BLOCKED SHOTS

1.	44	1996-97
2.	54	1979-80
3.	55	1983-84
4.	56	1995-96
5.	57	1985-86
	57	1980-81

### STEALS

1.	147	1983-84
2.	155	2011-12
3.	158	1988-89
4.	161	1994-95
5.	163	2005-06

# B O I S E S T A T E

## LEGEND

\* - Conference Game  
\$ - Conference Tournament Game

DATE	OPP	LOC	W/L	SCORE	ATT	DATE	OPP	LOC	W/L	SCORE	ATT
12.13.68	Carroll College	A	W	82-75 (OT)		11.24.07	Southern Utah	A	W	75-73 (OT)	1,818
03.04.69	Linfield	A	L	80-83 (OT)	1,750	01.28.08	Fresno State *	A	W	90-89 (OT)	10,399
01.09.71	Idaho *	H	W	77-76 (OT)	3,300	03.15.08	New Mexico State \$	A	W	107-102 (3 OT)	10,921
02.23.73	Gonzaga *	H	W	87-85 (OT)	1,800	11.22.08	Idaho State	H	W	92-84 (2 OT)	2,124
01.03.75	Portland State	H	W	102-101 (OT)	2,876	01.25.10	Idaho *	A	W	77-67 (OT)	4,104
12.06.75	Fresno State	A	L	70-72 (OT)	2,488	02.13.10	Nevada *	A	L	80-88 (OT)	7,598
02.05.76	Northern Arizona *	A	L	83-85 (OT)	3,722	01.06.11	San Jose State *	A	W	102-101 (4 OT)	1,684
03.06.76	Weber State \$	A	W	77-70 (2 OT)	4,679	01.27.11	New Mexico State *	A	L	87-96 (OT)	5,622
11.26.76	Seattle Pacific	A	L	80-84 (OT)	1,500	02.19.11	UC Santa Barbara	A	W	78-76 (OT)	2,789
02.12.77	Montana State *	H	W	85-82 (OT)	2,611	01.25.12	UNLV (No. 12/15) *	H	L	72-77	6,024
01.26.79	Gonzaga *	H	W	72-70 (OT)	2,890	01.16.13	New Mexico (No. 19/21)*	H	L	74-79	10,420
02.03.79	Northern Arizona *	A	L	73-75 (OT)	4,116	<b>OVERALL RECORD:</b>		<b>40-29</b>			
02.16.79	Montana *	H	W	79-78 (OT)	1,624	HOME:		19-11			
02.24.79	Gonzaga *	A	W	85-81 (OT)	4,500	AWAY:		20-17			
01.04.80	Weber State *	A	L	62-66 (OT)	9,903	NEUTRAL:		1-1			
01.12.80	Idaho *	A	W	71-68 (OT)	3,200	DOUBLE OVERTIME:		5-3			
02.02.80	Weber State *	H	L	73-79 (OT)	3,850	TRIPLE OVERTIME:		1-0			
02.21.81	Montana State *	H	L	90-93 (2 OT)	2,950	QUADRUPLE OVERTIME:		1-0			
11.28.81	Central Michigan	A	L	72-73 (2 OT)	10,000						
01.16.82	Idaho State *	H	W	92-88 (OT)	3,762						
02.12.82	Idaho State *	A	W	71-68 (OT)	2,472						
01.29.83	Montana *	A	L	61-71 (OT)	7,949						
12.01.83	Portland	H	L	56-59 (OT)	2,461						
12.17.83	Chicago State	H	W	95-86 (OT)	5,519						
12.29.83	Portland	N	L	48-49 (OT)	2,410						
01.26.84	Nevada *	H	W	81-69 (2 OT)	5,178						
12.12.85	Oregon State	A	L	58-60 (OT)	7,049						
12.06.86	U.S. International	A	W	89-83 (OT)							
02.28.87	Northern Arizona *	A	W	83-81 (OT)							
12.07.87	Saint Mary's	A	W	61-52 (OT)	1,000						
01.02.88	Portland	A	W	75-68 (2 OT)	1,003						
01.05.89	Pepperdine	A	W	63-60 (OT)	1,654						
03.03.90	Weber State *	A	L	74-77 (OT)	5,456						
01.16.91	Nevada *	H	L	72-75 (OT)	7,178						
12.21.92	Pepperdine	H	L	88-92 (OT)	7,562						
02.06.93	Idaho *	A	L	99-107 (2 OT)	6,800						
12.30.93	Southwestern Louisiana	H	L	80-83 (OT)	7,195						
01.20.95	Northern Arizona *	H	W	84-80 (OT)	8,026						
01.13.96	Idaho *	H	W	76-72 (OT)	9,287						
01.20.96	Northern Arizona *	A	W	65-60 (OT)	1,769						
02.10.96	Eastern Washington *	A	W	70-65 (OT)	1,334						
12.07.96	Weber State	A	L	80-84 (OT)	4,518						
01.09.97	Utah State *	H	L	60-73 (OT)	8,443						
02.19.00	New Mexico State *	H	L	66-70 (OT)	9,203						
12.02.00	Portland	A	W	76-69 (OT)	929						
12.16.00	Weber State	A	L	80-88 (OT)	6,011						
01.13.01	Long Beach State *	H	W	79-77 (OT)	7,969						
02.10.01	UC Irvine *	H	L	87-89 (OT)	8,327						
02.24.01	Utah State *	H	W	78-77 (OT)	9,792						
03.05.02	UTEP \$	N	W	73-72 (OT)	4,092						
11.26.02	Idaho State	H	W	74-71 (OT)	3,316						
01.04.03	Hawaii *	H	W	65-63 (OT)	3,911						
01.25.03	UTEP *	A	L	78-85 (OT)	6,090						
02.01.03	SMU *	A	W	88-85 (OT)	3,251						
12.16.03	Portland State	H	W	75-74 (OT)	3,394						
03.04.06	Idaho *	H	W	85-80 (2OT)	4,006						
12.19.06	Loyola Marymount	A	L	82-84 (OT)	1,501						
11.09.07	Utah Valley	H	W	73-72 (OT)	4,550						

# BASKETBALL

# 100-POINT GAMES

**B  
O  
I  
S  
E  
E  
  
S  
T  
A  
T  
E**

## LEGEND

\* - Conference Game  
\$ - Conference Tournament Game  
^ - NCAA Tournament Game

BOISE STATE						OPPONENTS					
DATE	OPP	LOC	W/L	SCORE	ATT	DATE	OPP	LOC	W/L	SCORE	ATT
02.07.69	Northwest Nazarene	A	W	102-79		12.01.69	Idaho State	A	L	89-119	
03.01.69	Southern Oregon ^	N	W	101-70	500	02.21.70	Hardin-Simmons	A	L	82-100	1,200
01.07.70	Eastern Montana	H	W	100-85		02.23.70	New Mexico State	A	L	79-105	5,591
02.05.70	Carroll College	A	W	107-72	1,300	02.02.71	Eastern Montana	A	L	99-101	
02.10.70	College of Idaho	A	W	106-78		02.20.71	Montana *	A	L	85-104	
12.21.70	College of Idaho	H	W	108-77		02.22.71	Montana State *	A	L	71-100	3,700
01.25.71	Portland State	H	W	118-96	3,100	01.24.72	Portland State	A	L	100-115	
01.24.72	Portland State	A	L	100-115		02.10.73	Montana State *	H	L	98-100	2,153
12.20.72	Puget Sound	H	W	109-72	2,700	12.06.74	Washington	A	L	76-110	3,550
12.16.74	Northern Colorado	H	W	115-98	1,342	12.20.74	Portland State	A	L	73-106	
01.03.75	Portland State	H	W	102-101 (OT)	2,876	01.03.75	Portland State	H	W	102-101 (OT)	2,876
02.08.75	Northern Arizona *	A	W	106-83		01.13.75	Utah State	A	L	87-102	7,719
02.15.75	Montana State *	H	W	105-92	2,968	03.05.75	Idaho State *	A	L	73-101	
12.18.75	Rocky Mountain	H	W	102-49	851	03.13.76	UNLV ^	N	L	78-103	
02.25.77	Gonzaga *	H	W	100-84	2,215	12.03.77	Denver	A	L	69-101	483
11.25.77	College of Great Falls	H	W	102-81	2,836	11.29.80	Santa Clara	H	L	87-100	
12.11.81	Lewis-Clark State	H	W	102-77	1,812	02.06.93	Idaho *	A	L	99-107 (2 OT)	6,800
01.06.83	U.S. International	H	W	101-72	2,665	11.20.00	Kansas	A	L	61-101	15,600
02.12.86	U.S. International	H	W	106-82	1,587	03.15.08	New Mexico State \$	A	W	107-102 (3 OT)	10,921
11.29.03	Eastern Oregon	H	W	113-67	3,385	01.06.11	San Jose State *	A	W	102-101 (4 OT)	1,684
02.13.07	Western Montana	H	W	101-65	1,195						
11.21.07	Montana Tech	H	W	107-53	1,821	<b>OVERALL RECORD (BSU):</b>			<b>3-17</b>		
03.15.08	New Mexico State \$	A	W	107-102 (3 OT)	10,921	HOME:			1-2		
11.14.08	Pacific	H	W	100-68	2,942	AWAY:			2-14		
03.02.09	New Mexico State *	A	W	104-92	7,252	NEUTRAL:			0-1		
01.06.11	San Jose State *	A	W	102-101 (4 OT)	1,684						
11.19.11	Cal State Northridge	H	W	103-61	2,446						
11.30.11	Drake	H	W	108-64	3,235						
12.30.12	Corban	H	W	105-49	3,785						
01.05.13	Walla Walla	H	W	106-39	5,033						
<b>OVERALL RECORD:</b>			<b>29-1</b>								
HOME:			21-0								
AWAY:			7-1								
NEUTRAL:			1-0								

## LEGEND

\* - Conference Game  
 \$ - Conference Tournament Game  
 ^ - NCAA Tournament Game

DATE	RANK	OPP	LOC	W/L	SCORE	ATT
02.23.70	5	New Mexico State	A	L	79-105	5,991
03.13.76	4	UNLV ^	N	L	78-103	
11.24.78	2	UCLA	A	L	59-79	11,058
12.04.78	4	Kansas	A	L	68-82	14,300
02.02.80	15	Weber State *	H	L	73-79 (OT)	3,850
01.30.82	11	Idaho *	A	L	75-92	9,200
02.27.82	9	Idaho *	H	L	77-83	3,946
12.10.83	20	Fresno State	H	W	60-52	6,657
12.27.83	19	Oregon State	N	L	42-61	9,212
12.20.84	7	Washington	A	L	53-79	2,871
12.22.87	5	Wyoming	H	L	55-59	12,265
03.04.88	17	Wyoming	A	L	50-56	13,158
03.17.88	10	Michigan ^	N	L	58-63	11,957
12.22.89	21	Oregon State	A	L	42-76	8,289
03.18.93	8	Vanderbilt ^	N	L	72-92	11,389
03.18.94	10	Louisville ^	N	L	58-67	16,477
12.22.97	11	UCLA	A	L	75-81	8,500
12.04.98	15	Washington	H	W	69-61	8,702
12.11.98	11	Indiana	A	L	66-90	13,825
12.01.99	25	Gonzaga	A	L	55-71	3,871
12.30.99	3	Cincinnati	H	L	46-78	11,518
11.18.00	17	Cincinnati	A	L	61-73	12,681
11.20.00	4	Kansas	A	L	61-101	15,600
03.10.05	24	Nevada \$	A	W	73-72	7,427
01.08.07	21	Nevada *	A	L	86-90	7,355
02.24.07	11	Nevada *	H	L	81-95	9,014
11.13.07	9	Washington State	H	L	74-86	6,718
12.29.07	20	Brigham Young	H	W	73-70	8,779
03.21.08	13	Louisville ^	N	L	61-79	14,315
02.14.09	21	Utah State *	H	W	66-56	7,587
12.08.10	20	UNLV	A	L	72-75	8,320
02.05.11	22	Utah State *	A	L	49-77	10,270
03.12.11	23	Utah State \$	N	L	69-77	4,372
01.25.12	12	UNLV *	H	L	72-77 (OT)	6,024
02.01.12	17	San Diego State *	A	L	56-58	12,414
02.22.12	21	UNLV *	A	L	58-75	14,409
02.29.12	21	San Diego State *	H	L	53-66	6,145
03.08.12	18	San Diego State \$	N	L	62-65	8,601
11.20.12	15	Michigan State	A	L	70-74	14,797
11.28.12	11	Creighton	A	W	83-70	16,364
01.16.13	19	New Mexico*	H	L	74-79 (OT)	10,420
02.16.13	19	New Mexico*	A	L	50-60	15,411

**OVERALL RECORD: 6-36**

HOME: 4-9  
 AWAY: 2-19  
 NEUTRAL: 0-8

CONFERENCE RECORD: 1-12

**B  
A  
S  
K  
E  
T  
B  
A  
L  
L**



It is one of the finest college basketball venues in the West...

It has been the site of cherished moments for Bronco basketball fans, and it has provided some of the greatest spectacles in the NCAA Men's Basketball Tournament.

Boise State University's Taco Bell Arena has been the home of Bronco basketball since 1982. Formerly known as the BSU Pavilion, Taco Bell Arena has provided Boise State fans with plenty of thrills for 30 years — from the exciting Big Sky Conference championship days of Chris Childs and Arnell Jones in the late 1980s to the Broncos' run in the 2011 College Basketball Invitational in the debut season of head coach Leon Rice.

With a dedicated fan base cheering them on, it's a good bet the 2012-13 Broncos will continue to enjoy the home-court advantage Taco Bell Arena has provided over the years.

Taco Bell Arena has also seen its share of thrilling basketball

moments beyond Bronco hoops. As one of the premier basketball facilities in the West, the 12,480-seat arena has been selected to host first- and second-round games in the NCAA Men's Basketball Tournament in 1983, 1989, 1992, 1995, 1998, 2001, 2005 and 2009.

And those "March Madness" contests in Taco Bell Arena have set the stage for some of the most spectacular games and exciting finishes in NCAA Tournament lore.

Who can forget the coast-to-coast buzzer-beater by UCLA's Tyus Edney that beat Missouri 75-74 and propelled the Bruins to the 1995 title?

Or what about the opening round of the 2001 tournament where the four games in Taco Bell Arena— highlighted by Hampton's 58-57 upset of second-seeded Iowa State — were decided by a total of seven points? Basketball experts called it the most exciting single day at one site in tournament history.

## ALL-TIME RECORD AT TACO BELL ARENA

YEAR.....	RECORD	YEAR.....	RECORD	YEAR.....	RECORD
1982-83 .....	8-8	1994-95 .....	10-4	2006-07 .....	13-2
1983-84 .....	12-3	1995-96 .....	9-4	2007-08 .....	11-5
1984-85 .....	12-6	1996-97 .....	9-4	2008-09 .....	13-3
1985-86 .....	11-5	1997-98 .....	13-0	2009-10 .....	9-7
1986-87 .....	16-1	1998-99 .....	9-3	2010-11 .....	12-4
1987-88 .....	14-2	1999-00 .....	7-7	2011-12 .....	11-5
1988-89 .....	14-3	2000-01 .....	10-2	2012-13 .....	14-1
1989-90 .....	11-5	2001-02 .....	9-6		
1990-91 .....	12-3	2002-03 .....	9-7		
1991-92 .....	13-4	2003-04 .....	13-4		
1992-93 .....	13-2	2004-05 .....	11-7		
1993-94 .....	15-3	2005-06 .....	10-5		

**OVERALL: 353-125 (.738)**

BOISE STATE

## HOME ATTENDANCE

## ROAD ATTENDANCE

## LEGEND

\$ - Conference Tournament Game  
 + - NIT Game | ^ - Played at the Idaho Center in Nampa, Idaho

## LEGEND

\$ - Conference Tournament Game  
 + - NIT Game | ^ - Played at the Idaho Center in Nampa, Idaho  
 ! - Regular-season Tournament

HOME ATTENDANCE					ROAD ATTENDANCE						
ATT	OPPONENT	DATE	W/L	SCORE	ATT	OPPONENT	DATE	W/L	SCORE		
1.	12,649	Idaho	March 5, 1993	L	52-67	1.	20,398	Brigham Young !	Dec. 13, 1996	W	65-58
2.	12,422	Idaho	Feb. 23, 1989	W	63-61	2.	17,102	Brigham Young	Dec. 23, 1983	L	54-66
3.	12,329	Idaho	Feb. 28, 1991	W	80-66	3.	16,364	Creighton (11)	Nov. 28, 2012	W	83-70
4.	12,265	Wyoming (5)	Dec. 22, 1987	L	55-59	4.	15,951	Brigham Young	Nov. 25, 1995	L	71-86
5.	12,231	Nevada	Feb. 27, 1988	W	89-61	5.	15,903	Illinois	Dec. 5, 2009	L	77-84
6.	12,225	Idaho	Jan. 17, 1987	L	50-60	6.	15,600	Kansas (4)	Nov. 20, 2000	L	61-101
7.	12,193	Idaho	Feb. 12, 2011	W	69-63	7.	15,411	New Mexico	March 3, 2012	L	61-76
8.	12,158	Idaho	Jan. 15, 1988	W	47-44	7.	15,411	New Mexico (19)	Feb. 16, 2013	L	50-60
9.	11,882	Montana State	Feb. 21, 1987	W	71-59	9.	15,295	UNLV	March 5, 2013	L	64-68
10.	11,872	Idaho State	Feb. 25, 1989	W	65-53	10.	14,797	Michigan State (15)	Nov. 20, 2012	L	70-74
11.	11,852	Idaho State	Feb. 20, 1988	W	63-50	11.	14,409	UNLV (21)	Feb. 22, 2012	L	58-75
12.	11,735	Idaho	March 3, 1998	W	72-58	12.	14,300	Kansas (4)	Dec. 4, 1978	L	68-82
13.	11,576	Idaho \$	March 11, 1989	L	52-59	13.	13,889	Fresno State	Feb. 14, 2004	W	55-44
14.	11,518	Cincinnati (3)	Dec. 30, 1999	L	46-78	14.	13,825	Indiana ! (11)	Dec. 11, 1998	L	66-90
15.	11,345	Idaho	Jan. 31, 1999	L	72-75	15.	13,158	Wyoming (17)	March 4, 1988	L	50-56
16.	11,238	Colorado State	March 2, 2013	W	78-65	16.	13,122	Iowa	Dec. 22, 2011	L	72-81
17.	11,210	LSU	Dec. 14, 2012	W	89-70	17.	12,681	Cincinnati (17)	Nov. 18, 2000	L	61-73
18.	10,983	Montana	Feb. 6, 1988	W	74-51	18.	12,414	San Diego State (17)	Feb. 1, 2012	L	56-58
19.	10,868	Weber State	Feb. 17, 1996	L	62-64	18.	12,414	San Diego State	Feb. 6, 2013	L	62-63
20.	10,843	Idaho	Feb. 15, 1992	W	74-68	20.	12,259	Fresno State	March 1, 2007	L	77-78
21.	10,817	Idaho	Feb. 5, 1994	W	67-64	21.	12,000	UTEP	Jan. 3, 2004	W	98-94
22.	10,643	Weber State \$	March 10, 1989	W	71-60	22.	12,000	UTEP	March 5, 2005	L	64-78
23.	10,636	Montana State	Feb. 5, 1988	L	70-71	23.	11,553	New Mexico State \$	March 9, 2007	L	69-88
24.	10,613	Idaho	Feb. 10, 1995	W	68-64	24.	11,546	Utah	Nov. 25, 1978	L	56-75
25.	10,561	Nevada	Feb. 16, 1989	W	90-70	25.	11,522	Utah	Nov. 20, 2001	L	49-64
26.	10,455	San Diego State	March 9, 2013	W	69-65	26.	11,386	Marquette +	March 23, 2004	L	53-66
27.	10,420	New Mexico (19)	Jan. 16, 2013	L	74-79 (OT)	27.	11,219	Fresno State	Jan. 13, 2005	L	82-89
24.	10,414	Pacific	Feb. 24, 1999	W	65-51	28.	11,090	Brigham Young	Dec. 1, 1976	L	75-76
25.	10,401	Utah State	Feb. 21, 1998	W	57-49	29.	11,058	UCLA (2)	Nov. 24, 1978	L	59-79
26.	10,352	Utah State	March 6, 2008	L	69-88	30.	10,921	New Mexico State \$	March 15, 2008	W	107-102 (3 OT)
27.	10,297	Montana	Jan. 13, 1989	W	60-54	31.	10,914	Fresno State	Feb. 27, 2006	L	79-81
28.	10,292	Santa Clara	Jan. 7, 1988	L	51-53	32.	10,506	Brigham Young	Dec. 10, 2008	L	56-94
29.	10,267	Northern Arizona	March 1, 1990	W	67-39	33.	10,500	Oregon	Dec. 3, 1975	L	64-76
30.	10,246	Idaho	Feb. 18, 2009	L	54-56	34.	10,399	Fresno State	Jan. 28, 2008	W	90-89 (OT)
31.	10,242	Northern Arizona	Feb. 4, 1989	W	69-49	35.	10,270	Utah State	March 4, 2000	L	62-74
32.	10,227	Idaho	Feb. 18, 1984	W	74-57	35.	10,270	Utah State	Jan. 17, 2009	L	65-79
33.	10,190	Hawaii	Jan. 20, 2007	W	73-62	35.	10,270	Utah State (22)	Feb. 5, 2011	L	49-77
34.	10,153	Wisconsin-Milwaukee +^	March 20, 2004	W	73-70	38.	10,220	Fresno State	Feb. 16, 2002	W	61-58
35.	10,145	Idaho	Feb. 4, 1983	L	56-67	39.	10,116	Utah State	Jan. 17, 2008	L	78-82
36.	10,124	Weber State	Feb. 3, 1990	W	48-46	40.	10,017	Weber State	Feb. 4, 1984	L	55-56
37.	10,043	Montana State	Feb. 16, 1991	W	74-63	41.	10,000	Central Michigan	Nov. 28, 1981	L	72-73 (2 OT)
38.	10,003	Utah	March 16, 1987	W	62-61						

## NEUTRAL SITE ATTENDANCE

## LEGEND

\$ - Conference Tournament Game | ^ - NCAA Tournament Game | + - NIT Game | # - Regular-season Tournament

ATT	OPPONENT	DATE	W/L	SCORE	ATT	OPPONENT	DATE	W/L	SCORE		
1.	16,477	Louisville ^ (10)	March 18, 1994	L	58-67	6.	12,218	La Salle ^	March 20, 2013	L	71-80
2.	14,315	Louisville ^ (13)	March 21, 2008	L	61-79	7.	11,957	Michigan ^ (10)	March 17, 1988	L	58-63
3.	13,297	San Diego State \$	March 13, 2013	L	67-73	8.	11,532	Fresno State \$	March 8, 2007	W	78-73
4.	13,176	Rutgers #	Dec. 10, 1993	L	50-71	9.	11,389	Vanderbilt ^ (8)	March 18, 1993	L	72-92
4.	13,176	Cleveland State #	Dec. 12, 1993	W	53-44						

B  
A  
S  
K  
E  
T  
B  
A  
L  
L

# RECORD VS. OPPONENTS

TEAM	FIRST GM	LAST GM	RECORD	H	A	N
Adams State	Dec. 22, 1993	Dec. 22, 1993	0-1	0-1	--	--
Air Force	Dec. 27, 1991	Feb. 20, 2013	3-2	2-1	1-1	--
Akron	Nov. 26, 1988	Dec. 21, 1988	1-1	1-0	0-1	--
Albany	Feb. 16, 2007	Dec. 22, 2007	2-0	1-0	1-0	--
Arizona State	Dec. 21, 2005	Dec. 21, 2005	0-1	--	0-1	--
Arkansas	Dec. 12, 1975	Dec. 12, 1975	0-1	--	0-1	--
Augsburg College	Dec. 14, 1978	Dec. 14, 1978	1-0	1-0	--	--
Austin Peay	March 15, 2011	March 15, 2011	1-0	1-0	--	--
Brigham Young	Dec. 1, 1976	Dec. 10, 2008	4-9	3-2	1-6	0-1
Brooklyn College	Dec. 28, 1989	Dec. 28, 1989	1-0	1-0	--	--
Bucknell	Dec. 29, 1994	Dec. 29, 1994	1-0	1-0	--	--
BYU-Hawaii	Dec. 21, 1983	Dec. 23, 2000	2-0	1-0	1-0	--
Cal Poly	Dec. 22, 1980	March 1, 2001	10-0	4-0	6-0	--
Cal Poly-Pomona	Dec. 14, 1971	Dec. 14, 1971	1-0	1-0	--	--
Cal State Bakersfield	Dec. 20, 2008	March 2, 2011	4-0	3-0	1-0	--
Cal State Dominguez Hills	Dec. 8, 1979	Dec. 8, 1979	1-0	1-0	--	--
Cal State East Bay	Dec. 16, 1972	Dec. 16, 1972	1-0	1-0	--	--
Cal State Fullerton	Dec. 14, 1974	Feb. 8, 2001	8-4	4-1	3-2	1-1
Cal State Los Angeles	Dec. 28, 1978	Dec. 28, 1978	1-0	1-0	--	--
Cal State Northridge	Feb. 8, 1991	Nov. 19, 2011	6-0	4-0	2-0	--
Cal State Stanislaus	Dec. 3, 1971	Dec. 3, 1971	1-0	1-0	--	--
Campbell	Dec. 27, 1996	Dec. 27, 1996	1-0	1-0	--	--
Carroll College	Dec. 13, 1968	Dec. 12, 1970	3-1	--	3-1	--
Central Michigan	Nov. 28, 1981	Nov. 28, 1981	0-1	--	0-1	--
Chapman College	Jan. 3, 1972	Jan. 3, 1972	1-0	1-0	--	--
Chicago State	Dec. 17, 1983	Dec. 21, 1985	1-2	1-2	--	--
Chico State	Dec. 20, 1969	Dec. 14, 1977	3-0	3-0	--	--
Cincinnati	Dec. 30, 1999	Nov. 18, 2000	0-2	0-1	0-1	--
Cleveland State	Dec. 12, 1993	Dec. 12, 1993	1-0	--	--	1-0
College of Great Falls	Jan. 23, 1970	Jan. 3, 1985	10-2	10-1	0-1	--
College of Idaho	Dec. 7, 1968	Dec. 4, 2002	10-0	6-0	4-0	--
College of Notre Dame	Dec. 17, 1984	Dec. 17, 1984	1-0	1-0	--	--
Colo.-Colorado Springs	Dec. 7, 1995	Dec. 7, 1995	1-0	1-0	--	--
Colorado Christian	Nov. 11, 2011	Nov. 11, 2011	1-0	1-0	--	--
Colorado State	Dec. 28, 1974	March 2, 2013	4-7	4-1	0-6	--
Corban	Dec. 30, 2012	Dec. 30, 2012	1-0	1-0	--	--
Creighton	Nov. 28, 2012	Nov. 28, 2012	1-0	--	1-0	--
Davidson	Dec. 30, 1994	Dec. 30, 1994	1-0	1-0	--	--
Denver	Dec. 3, 1977	Dec. 17, 2011	1-2	1-0	0-2	--
Doane College	Dec. 3, 1973	Dec. 6, 1984	5-0	5-0	--	--
Drake	Dec. 12, 2010	Nov. 30, 2011	1-1	1-0	0-1	--
Eastern Illinois	Dec. 29, 1979	Nov. 18, 2002	0-2	0-1	0-1	--
Eastern Michigan	Jan. 16, 1997	Nov. 25, 1998	2-0	1-0	1-0	--
Eastern Montana	Dec. 12, 1969	Jan. 3, 1987	4-6	4-2	0-4	--
Eastern Oregon	Dec. 6, 1968	Nov. 29, 2003	5-0	3-0	2-0	--
Eastern Washington	Jan. 31, 1969	Nov. 24, 2010	31-6	18-2	13-4	--
Elizabeth City State	Dec. 18, 1992	Dec. 18, 1992	1-0	1-0	--	--
Elon	Dec. 21, 2004	Dec. 21, 2004	1-0	1-0	--	--
Evansville	March 21, 2011	March 21, 2011	1-0	1-0	--	--
Fresno State	Dec. 6, 1975	Feb. 23, 2013	18-15	10-5	6-10	2-0
George Mason	Dec. 29, 1992	Dec. 29, 1992	1-0	1-0	--	--
Georgia Southern	Dec. 29, 1990	Dec. 29, 1990	1-0	1-0	--	--
Georgia State	Dec. 19, 1992	Dec. 19, 1992	1-0	1-0	--	--
Gonzaga	Dec. 18, 1969	Dec. 9, 2000	18-16	13-3	5-13	--
Grambling	Dec. 12, 1998	Dec. 12, 1998	1-0	--	--	1-0
Hardin-Simmons	Dec. 9, 1968	Dec. 8, 1973	1-3	1-1	0-2	--
Hawaii	Dec. 29, 1997	Feb. 3, 2011	12-10	7-3	4-7	1-0
Henderson State	Nov. 20, 2004	Nov. 20, 2004	1-0	1-0	--	--
Hiram Scott	Feb. 14, 1969	Feb. 14, 1970	3-1	2-0	1-1	--



# RECORD VS. OPPONENTS

TEAM	FIRST GM	LAST GM	RECORD	H	A	N
Houston Baptist	Feb. 1, 2009	Dec. 19, 2009	2-0	1-0	1-0	--
Howard Payne	Dec. 7, 1973	Dec. 7, 1973	0-1	--	0-1	--
Humboldt State	Dec. 7, 1993	Dec. 7, 1993	1-0	1-0	--	--
Idaho	Jan. 9, 1971	Dec. 20, 2012	52-35	28-14	22-20	2-1
Idaho State	Nov. 30, 1968	Dec. 5, 2011	51-41	35-13	13-26	3-2
Illinois	Dec. 5, 2009	Dec. 5, 2009	0-1	--	0-1	--
Illinois-Chicago	Nov. 27, 1993	Nov. 27, 1993	1-0	1-0	--	--
Indiana	Dec. 11, 1998	Dec. 11, 1998	0-1	--	0-1	--
Indiana State	Dec. 3, 2011	Dec. 3, 2011	1-0	1-0	--	--
Iowa	Dec. 22, 2011	Dec. 22, 2011	0-1	--	0-1	--
Kent State	Dec. 30, 1989	Dec. 28, 1997	1-1	0-1	--	1-0
Kansas	Dec. 11, 1975	Nov. 20, 2000	0-3	--	0-3	--
La Salle	March 20, 2013	March 20, 2013	0-1	--	--	0-1
Lamar	Dec. 22, 1982	Dec. 22, 1982	0-1	0-1	--	--
Lewis-Clark State	Jan. 3, 1981	Dec. 5, 2001	4-3	4-3	--	--
Linfield	March 3, 1969	March 4, 1969	0-2	--	0-2	--
Long Beach State	Dec. 30, 1981	Nov. 22, 2011	6-6	2-3	2-3	2-0
Louisiana (Lafayette)	Dec. 4, 1993	Nov. 18, 2012	1-3	1-2	0-1	--
Louisiana Tech	Dec. 30, 2001	Jan. 29, 2011	9-12	6-4	3-7	0-1
Louisville	March 18, 1994	March 21, 2008	0-2	--	--	0-2
Loyola Marymount	Nov. 21, 1998	Nov. 13, 2009	3-2	1-1	1-1	1-0
LSU	Dec. 10, 2011	Dec. 14, 2012	1-1	1-0	0-1	--
Maine	Dec. 2, 1995	Dec. 2, 1995	0-1	--	--	0-1
Marquette	March 23, 2004	March 23, 2004	0-1	--	0-1	--
Mesa State	Dec. 6, 1985	Dec. 6, 1985	1-0	1-0	--	--
Metro State	Nov. 30, 1985	Nov. 30, 1985	1-0	1-0	--	--
Michigan	March 17, 1988	March 17, 1988	0-1	--	--	0-1
Michigan State	Nov. 29, 1982	Nov. 20, 2012	0-2	0-1	0-1	--
Midwestern State	Dec. 5, 1978	Dec. 29, 1978	1-1	1-0	0-1	--
Monmouth College	Dec. 28, 1990	Dec. 28, 1990	1-0	1-0	--	--
Montana	Jan. 10, 1970	Nov. 14, 2009	26-32	20-8	6-24	--
Montana State	Dec. 13, 1969	Dec. 23, 2009	31-29	23-7	8-21	0-1
Montana State-Northern	Nov. 27, 2005	Nov. 27, 2005	1-0	1-0	--	--
Montana Tech	Nov. 21, 2007	Nov. 21, 2007	1-0	1-0	--	--
Murray State	Dec. 5, 1992	Dec. 5, 1992	1-0	--	--	1-0
Nevada	Dec. 22, 1977	Feb. 27, 2013	22-39	13-17	9-22	--
New Mexico	Feb. 4, 2012	Feb. 16, 2013	0-4	0-2	0-2	--
New Mexico State	Feb. 23, 1970	March 11, 2011	11-15	6-4	4-9	1-2
New Orleans	Dec. 23, 2012	Dec. 23, 2012	1-0	--	--	1-0
North Dakota	Nov. 30, 1971	Nov. 15, 2009	2-0	1-0	--	1-0
North Dakota State	Dec. 7, 1979	Dec. 7, 1979	1-0	1-0	--	--
North Texas	Jan. 23, 1997	Nov. 28, 2009	8-1	5-0	3-1	--
Northern Arizona	Jan. 16, 1971	Dec. 18, 2001	34-21	23-5	11-16	--
Northern Colorado	Dec. 16, 1974	Dec. 18, 1978	3-1	3-0	0-1	--
Northern Illinois	Nov. 29, 2010	Nov. 26, 2011	2-0	1-0	1-0	--
Northwest Nazarene	Jan. 21, 1969	Dec. 29, 2009	14-0	11-0	3-0	--
Oakland	Nov. 13, 2012	Nov. 13, 2012	1-0	1-0	--	--
Oklahoma State	March 17, 1989	March 17, 1989	0-1	--	0-1	--
Oregon	Dec. 3, 1975	March 23, 2011	0-5	0-1	0-4	--
Oregon State	Jan. 17, 1977	Dec. 18, 2004	3-7	2-2	1-3	0-2
Pacific	Dec. 5, 1969	Nov. 14, 2008	4-8	4-4	0-3	0-1
Pepperdine	Feb. 5, 1989	Dec. 20, 1997	5-3	3-1	2-2	--
Portland	Dec. 11, 1982	Dec. 7, 2011	7-7	4-3	3-3	0-1
Portland State	Dec. 20, 1968	Dec. 21, 2009	13-10	11-2	2-8	--
Princeton	Dec. 1, 1995	Dec. 1, 1995	0-1	--	--	0-1
Puget Sound	Dec. 22, 1971	Dec. 5, 1987	6-5	5-1	1-4	--
Rice	Jan. 3, 1994	Feb. 3, 2005	4-6	3-2	1-4	--
Robert Morris	Dec. 30, 1983	Dec. 30, 1983	1-0	--	--	1-0
Rocky Mountain	Dec. 18, 1975	Dec. 18, 1975	1-0	1-0	--	--

# BASKETBALL

# RECORD VS. OPPONENTS

TEAM	FIRST GM	LAST GM	RECORD	H	A	N
Rutgers	Dec. 10, 1993	Dec. 10, 1993	0-1	--	--	0-1
Sacramento State	March 7, 1970	Dec. 16, 2006	6-0	4-0	1-0	1-0
Saint Mary's	Dec. 14, 1979	Dec. 14, 1996	6-5	4-1	1-3	1-1
Sam Houston State	Dec. 29, 1987	Dec. 29, 1987	1-0	1-0	--	--
San Diego	Dec. 4, 1981	Nov. 19, 2010	6-4	4-1	2-3	--
San Diego State	Dec. 16, 1976	March 13, 2013	1-6	1-1	0-3	0-2
San Francisco	Dec. 18, 1990	Dec. 13, 2008	4-3	2-1	1-2	1-0
San Jose State	Dec. 17, 1988	March 5, 2011	22-2	12-0	10-2	--
Santa Clara	Nov. 30, 1979	Dec. 1, 1989	0-4	0-2	0-2	--
Seattle	Dec. 2, 2012	Dec. 2, 2012	1-0	--	1-0	--
Seattle Pacific	Jan. 2, 1976	Dec. 1, 1992	2-1	2-0	0-1	--
Siena	Nov. 26, 1993	Nov. 17, 2008	1-2	1-1	0-1	--
Slippery Rock	Dec. 29, 1993	Dec. 29, 1993	1-0	1-0	--	--
SMU	Dec. 28, 2001	Feb. 25, 2005	4-5	2-2	2-2	0-1
Southern Illinois	March 13, 1991	March 13, 1991	0-1	0-1	--	--
Southern Oregon	March 1, 1969	March 1, 1969	1-0	--	--	1-0
Southern Utah	Dec. 4, 1982	Nov. 29, 2008	9-1	6-1	3-0	--
St. John's (Minn.)	Jan. 3, 1976	Jan. 3, 1976	1-0	1-0	--	--
St. Martin's	Nov. 26, 1983	Nov. 26, 1983	1-0	1-0	--	--
Stanford	March 18, 2009	March 18, 2009	0-1	--	0-1	--
Stephen F. Austin	Dec. 7, 1991	Dec. 7, 1991	1-0	1-0	--	--
TCU	Dec. 23, 1977	Feb. 18, 2012	2-1	1-0	0-1	1-0
Tennessee Tech	Dec. 29, 1995	Dec. 29, 1995	1-0	1-0	--	--
Texas-Pan American	Dec. 19, 2010	Dec. 19, 2010	1-0	1-0	--	--
Texas Southern	Nov. 11, 2012	Nov. 11, 2012	1-0	1-0	--	--
Texas State	Dec. 19, 1986	Dec. 19, 1986	1-0	1-0	--	--
Troy State	Dec. 22, 2000	Dec. 22, 2000	0-1	--	--	0-1
Tulsa	Jan. 12, 2002	March 8, 2005	4-6	3-1	0-5	1-0
UC Davis	Feb. 20, 2010	Nov. 21, 2010	1-1	0-1	1-0	--
UC Irvine	Dec. 29, 1976	Feb. 10, 2001	5-6	4-1	1-5	--
UC Riverside	March 5, 1970	March 5, 1970	0-1	--	--	0-1
UC San Diego	Dec. 17, 1982	Dec. 20, 1991	2-0	2-0	--	--
UC Santa Barbara	Dec. 5, 1975	Nov. 24, 2012	6-5	4-1	2-4	--
UCLA	Nov. 24, 1978	Dec. 22, 1997	0-2	--	0-2	--
UNLV	March 13, 1976	March 5, 2013	2-5	2-1	0-3	0-1
U.S. International	Dec. 14, 1981	Dec. 6, 1986	5-0	4-0	1-0	--
UT Arlington	Dec. 20, 1985	Jan. 2, 2013	2-0	1-0	1-0	--
Utah	Nov. 25, 1978	Dec. 5, 2012	2-4	2-0	0-4	--
Utah State	March 2, 1974	March 12, 2011	8-28	7-8	0-17	1-3
Utah Valley	Nov. 24, 2003	Dec. 13, 2007	4-1	3-0	1-1	--
UTEP	Jan. 26, 2002	March 12, 2005	5-6	3-1	1-3	1-2
Valparaiso	Nov. 23, 1990	Nov. 23, 1990	1-0	1-0	--	--
Vanderbilt	March 18, 1993	March 18, 1993	0-1	--	--	0-1
Virginia Commonwealth	Dec. 28, 1973	Dec. 28, 1973	0-1	0-1	--	--
Walla Walla	Jan. 5, 2013	Jan. 5, 2013	1-0	1-0	--	--
Warner Pacific	Jan. 27, 1969	Jan. 27, 1969	1-0	1-0	--	--
Washington	Dec. 22, 1972	Dec. 23, 1999	1-8	1-1	0-7	--
Washington State	Dec. 19, 1970	Nov. 13, 2007	2-4	1-2	1-2	--
Weber State	Jan. 4, 1969	Dec. 3, 2005	28-42	16-18	11-22	1-2
Western Michigan	Nov. 27, 1981	Dec. 28, 1991	1-1	1-0	0-1	--
Western Montana	Jan. 6, 1969	Feb. 13, 2007	2-1	1-0	1-1	--
Western Oregon	Dec. 30, 1982	Dec. 30, 1982	1-0	1-0	--	--
Western State	Nov. 13, 2010	Nov. 13, 2010	1-0	1-0	--	--
Westminster College	Jan. 3, 1969	Feb. 10, 1969	1-1	1-0	0-1	--
Whitworth	Dec. 12, 1968	Jan. 2, 1970	1-1	1-0	0-1	--
Wisconsin-Green Bay	Dec. 30, 1988	Dec. 1, 1990	1-2	1-1	0-1	--
Wisconsin-Milwaukee	March 20, 2004	March 20, 2004	1-0	1-0	--	--
Wyoming	Dec. 19, 1979	Feb. 9, 2013	7-10	5-3	2-7	--

# RECORD VS. OPPONENTS

## LEGEND

\* - Conference Game  
\$ - Conference Tournament Game  
^ - NCAA Tournament Game  
+ - NIT Game  
% - College Basketball Invitational Game

### ADAMS STATE (0-1)

12.22.93 H L 68-75 6,426

### AIR FORCE (3-2)

12.27.91 H W 77-68 8,405  
01.14.12 \* H L 59-74 7,875  
02.11.12 \* A W 72-61 2,126  
01.19.13 \* A L 80-91 3,029  
02.20.13 \* H W 77-65 4,953

### AKRON (1-1)

11.26.88 A L 57-64 4,869  
12.21.88 H W 65-62 8,477

### ALBANY (2-0)

02.16.07 H W 83-82 4,300  
12.22.07 A W 74-68 3,214

### ARIZONA STATE (0-1)

12.21.05 A L 49-64 5,280

### ARKANSAS (0-1)

12.12.75 A L 56-72 4,000

### AUGSBURG COLLEGE (1-0)

12.14.78 H W 65-57 1,311

### AUSTIN PEAY (1-0)

03.15.11 % H W 83-80 2,684

### BRIGHAM YOUNG (4-9)

12.01.76 A L 75-761 1,090  
12.18.82 H L 67-68 4,482  
12.23.83 A L 54-66 17,102  
11.25.95 A L 71-86 15,951  
12.13.96 A W 65-58 20,398  
12.06.97 H W 83-67 8,304  
12.21.00 N L 67-83 2,105  
12.02.03 H L 69-75 6,908  
12.08.04 A L 77-90 8,619  
12.07.05 A L 77-80 8,347  
11.29.06 H W 72-68 5,505  
12.29.07 H W 73-70 8,779  
12.10.08 A L 56-94 10,506

### BROOKLYN COLLEGE (1-0)

12.28.89 H W 90-76 9,066

### BUCKNELL (1-0)

12.29.94 H W 78-64 6,210

### BYU-HAWAII (2-0)

12.21.83 H W 92-68 4,617  
12.23.00 A W 63-62 113

### CAL POLY (10-0)

12.22.80 A W 40-38 378  
01.02.82 H W 71-51 2,530  
12.12.94 A W 66-35 628  
01.31.95 H W 77-68 4,903  
02.06.97 \* A W 73-66 2,916  
01.07.98 \* H W 90-73 5,873  
01.07.99 \* A W 87-75 3,032  
02.05.00 \* A W 71-68 2,944  
01.06.01 \* A W 83-79 2,475  
03.01.01 \* H W 84-69 9,211

### CAL POLY-POMONA (1-0)

12.14.71 H W 66-53 2,000

### CAL STATE BAKERSFIELD (4-0)

02.20.08 H W 81-56 3,220  
12.20.08 A W 66-62 1,649  
02.17.10 H W 81-62 2,027  
03.02.11 H W 95-59 3,191

### CAL STATE DOMINGUEZ HILLS (1-0)

12.08.79 H W 75-73 2,756

### CAL STATE EAST BAY (1-0)

12.16.72 H W 87-76 2,400

### CAL STATE FULLERTON (8-4)

12.14.74 A W 97-91 550  
12.19.75 H W 80-74 2,217  
12.17.77 A L 57-74 1,692  
12.02.78 H L 74-91 2,345  
02.01.97 \* H W 86-65 7,884  
01.17.98 \* A W 76-74 1,178  
03.06.98 \$ N L 82-89 2,147  
01.17.99 \* H W 67-66 7,492  
03.04.99 \$ N W 77-60 2,000  
01.20.00 \* A L 52-54 575  
01.31.01 \* A W 84-76 712  
02.08.01 \* H W 75-55 7,405

### CAL STATE LOS ANGELES (1-0)

12.28.78 H W 85-58 2,435

### CAL STATE NORTHRIDGE (6-0)

02.08.91 A W 64-48 1,197  
12.13.91 H W 66-45 5,781  
01.19.93 H W 79-64 7,134  
02.18.06 H W 82-71 3,352  
12.09.06 A W 84-75 1,054  
11.19.11 H W 103-61 2,446

### CAL STATE STANISLAUS (1-0)

12.03.71 H W 90-71 2,413

### CAMPBELL (1-0)

12.27.96 H W 72-41 5,870

### CARROLL COLLEGE (3-1)

12.13.68 A W 82-75 (OT) 1,300  
02.05.70 A W 107-72 1,300  
02.06.70 A W 96-86  
12.12.70 A L 66-84

### CENTRAL MICHIGAN (0-1)

11.28.81 A L 72-73 (2 OT) 10,000

### CHAPMAN COLLEGE (1-0)

01.03.72 H W 90-82 2,000

### CHICAGO STATE (1-2)

12.17.83 H W 95-86 (OT) 5,519  
12.08.84 H L 59-74 5,127  
12.21.85 H L 59-63 3,302

### CHICO STATE (3-0)

12.20.69 H W 60-49 1,900  
12.21.74 H W 69-66 1,415  
12.14.77 H W 92-54 1,503

### CINCINNATI (0-2)

12.30.99 H L 46-78 11,518  
11.18.00 A L 61-73 12,681

### CLEVELAND STATE (1-0)

12.12.93 N W 53-44 13,176

### COLLEGE OF GREAT FALLS (10-2)

01.23.70 H W 80-74 1,950  
12.05.70 H L 78-79  
12.11.70 A L 74-85  
01.20.73 H W 81-63 2,800  
12.11.74 H W 98-89 1,613  
12.09.75 H W 92-73  
12.04.76 H W 74-68 2,816  
11.25.77 H W 102-81 2,836  
12.16.78 H W 96-55 883  
12.01.79 H W 92-73 2,831  
12.09.80 H W 92-77 1,000  
01.03.85 H W 68-55 2,269

### COLLEGE OF IDAHO (10-0)

12.07.68 A W 72-56  
01.23.68 H W 92-67 1,750  
02.08.69 A W 79-73  
01.16.70 H W 93-51  
02.10.70 A W 106-78  
12.21.70 H W 108-77  
01.13.71 A W 90-77  
11.28.86 H W 99-82

11.24.00 H W 96-76 7,688

12.04.02 H W 52-50 3,205

### COLLEGE OF NOTRE DAME (1-0)

12.17.84 H W 67-44 2,532

### COLO.-COLORADO SPRINGS (1-0)

12.07.95 H W 78-64 4,149

### COLORADO CHRISTIAN (1-0)

11.11.11 H W 95-44 3,302

### COLORADO STATE (4-7)

12.28.74 A L 65-96 3,720  
12.23.76 H W 60-52 2,911  
12.01.77 A L 79-90 3,673  
11.20.91 H L 67-80 8,103  
12.03.94 A L 75-89 5,201  
11.20.06 A L 50-67 3,080  
12.06.08 H W 85-76 3,810  
01.17.12 \* A L 55-66 4,753  
02.15.12 \* H W 70-69 3,312  
01.30.13 \* A L 57-77 6,059  
03.02.13 \* H W 78-65 11,238

### CORBAN (1-0)

12.30.12 H W 105-49 3,785

### CREIGHTON (1-0)

11.28.12 H W 83-70 16,364

### DAVIDSON (1-0)

12.30.94 H W 78-64 7,043

### DENVER (1-2)

12.03.77 A L 69-101 483  
11.27.10 H W 65-52 2,337  
12.17.11 A L 62-79 2,335

### DOANE COLLEGE (5-0)

12.03.73 H W 89-70 3,200  
11.29.75 H W 79-68 2,315  
12.03.79 H W 95-75 2,150  
12.01.81 H W 89-75 2,382  
12.06.84 H W 71-54 3,794

### DRAKE (1-1)

12.12.10 A L 69-72 3,467  
11.30.11 H W 108-64 3,235

### EASTERN ILLINOIS (0-2)

12.29.79 A L 72-77 1,500  
11.18.02 H L 59-73 3,892

### EASTERN MICHIGAN (2-0)

01.16.97 H W 73-61 6,596  
11.25.98 A W 54-53 1,649

### EASTERN MONTANA (4-6)

12.12.69 A L 71-80  
01.07.70 H W 100-85  
12.01.70 H L 86-89  
02.02.71 A L 99-101  
12.04.71 H W 81-78 2,532  
12.29.71 A L 70-74  
12.11.72 H L 89-90 1,227  
02.24.75 A L 67-69  
11.28.75 H W 98-77 3,127  
01.03.87 H W 78-55

### EASTERN OREGON (5-0)

12.06.68 H W 87-63 2,500  
01.14.69 A W 75-57  
12.30.69 A W 87-78  
01.06.70 H W 79-51 1,250  
11.29.03 H W 113-67 3,385

### EASTERN WASHINGTON (31-6)

01.31.69 A W 87-78 1,500  
12.10.79 H W 80-50 1,456  
01.13.81 A L 66-68 869  
12.20.82 H W 84-75 1,400  
01.07.84 H W 92-69 7,013  
01.19.84 A W 64-56 989  
12.01.84 A W 54-49 1,274  
01.05.85 H W 68-57 5,270

11.27.85 A L 60-66 373

01.04.86 H W 68-56 4,139

12.31.86 A W 72-53

02.11.87 H W 70-45

02.13.88 \* A W 89-62 774

02.25.88 \* H W 92-52 7,929

01.21.89 \* H W 72-52 9,707

03.04.89 \* A W 70-63 1,735

01.06.90 \* A L 55-87 2,119

02.01.90 \* H W 69-59 7,209

01.12.91 \* H W 80-69 8,844

01.25.91 \* A W 76-72 1,674

02.01.92 \* H W 60-54 7,619

03.05.92 \* A W 73-59 1,820

02.05.93 \* A W 76-66 1,922

03.06.93 \* H W 85-81 6,388

02.04.94 \* H W 67-51 5,870

03.06.94 \* A W 83-65 1,384

01.13.95 \* A W 76-56 1,564

02.11.95 \* H L 66-72 7,774

01.12.96 \* H W 73-49 6,604

02.10.96 \* A W 70-65 (OT) 1,334

11.29.01 A L 42-47 1,879

12.18.02 H L 59-65 3,062

12.15.04 H W 78-67 2,525

12.29.05 H W 76-72 4,161

12.29.08 H W 57-48 3,069

11.24.09 A W 82-69 1,412

11.24.10 H W 83-54 2,959

### ELIZABETH CITY STATE (1-0)

12.18.92 H W 99-70 6,433

### ELON (1-0)

12.21.04 H W 83-67 3,360

### EVANSVILLE (1-0)

03.21.11 % H W 75-69 5,913

### FRESNO STATE (18-15)

12.06.75 A L 70-72 (OT) 2,488  
12.02.76 H L 68-74 2,671  
12.13.79 A L 52-81 5,583  
12.06.80 H L 40-65 1,520  
12.13.82 A L 49-65 6,104  
12.10.83 H W 60-52 6,657  
01.17.02 \* H L 56-72 6,639  
02.16.02 \* A W 61-58 10,220  
01.09.03 \* A L 54-61 9,944  
02.08.03 \* H L 52-59 5,930  
01.15.04 \* H L 61-78 5,940  
02.14.04 \* A W 55-44 13,889  
03.11.04 \$ A W 71-54 7,636  
01.13.05 \* A L 82-89 11,219  
02.12.05 \* H W 82-68 3,619  
03.11.05 \$ N W 86-85 3,547  
02.04.06 \* H W 66-63 4,002  
02.27.06 \* A L 79-81 10,914  
01.25.07 \* H W 65-61 5,727  
03.01.07 \* A L 77-78 12,259  
03.08.07 \$ N W 78-73 11,532  
01.28.08 \* A W 90-89 (OT) 10,399  
02.16.08 \* H W 84-72 5,268  
02.09.09 \* A L 82-88 9,086  
03.05.09 \* H W 79-65 3,923  
01.02.10 \* A L 68-71 7,983  
01.30.10 \* H W 65-49 5,019  
02.10.11 \* H W 75-61 3,497  
02.24.11 \* A W 70-56 7,086  
12.19.11 H W 70-63 3,702  
01.02.12 A L 59-72 5,924  
01.23.13 \* H W 74-67 4,862  
02.23.13 \* A W 72-63 8,267

### GEORGIA MASON (1-0)

12.29.92 H W 83-76 7,471

### GEORGIA SOUTHERN (1-0)

12.29.90 H W 68-65 9,353

### GEORGIA STATE (1-0)

12.19.92 H W 75-64 7,642

# BASKETBALL

# RECORD VS. OPPONENTS

**GONZAGA (18-16)**

12.18.69	H	W	90-74	2,350
01.12.71 *	H	W	90-74	3,000
02.27.71 *	A	L	87-92	1,971
02.12.72 *	A	L	57-70	3,000
02.18.72 *	H	W	83-78	
01.05.73 *	A	L	56-73	
02.23.73 *	H	W 87-85 (OT)	1,800	
02.09.74 *	A	W	73-66	
02.16.74 *	H	L	63-75	3,247
01.24.75 *	H	L	81-84	3,313
02.28.75 *	A	W	78-77	
02.14.76 *	A	L	70-76	
02.21.76 *	H	W	89-65	3,101
01.07.77 *	A	L	61-68	
02.25.77 *	H	W	100-84	2,215
02.11.78 *	A	L	64-77	
02.18.78 *	H	W	80-69	
01.26.79 *	H	W 72-70 (OT)	2,890	
02.24.79 *	A	W 85-81 (OT)	4,500	
12.19.81	H	L	58-59	2,383
12.09.82	A	L	62-68	1,187
12.03.83	H	W	72-54	4,236
12.03.84	A	L	54-55	1,023
12.30.86	A	L	76-77	
12.19.87	H	W	89-49	6,170
12.07.88	A	W	73-65	1,947
12.10.89	H	W	54-52	7,216
11.27.90	A	W	56-53	1,245
01.03.96	A	L	68-83	1,610
12.28.96	H	W	73-64	6,755
01.03.98	A	L	70-83	3,311
01.03.99	A	L	58-68	8,470
12.01.99	A	L	55-71	3,871
12.09.00	H	W	94-69	8,879

**GRAMBLING (1-0)**

12.12.98	N	W	68-56	2,057
----------	---	---	-------	-------

**HARDIN-SIMMONS (1-3)**

12.09.68	H	L	85-96	
02.21.70	A	L	82-100	1,200
12.14.72	H	W	78-50	2,254
12.08.73	A	L	67-70	1,350

**HAWAII (12-10)**

12.29.97	A	W	73-63	1,250
01.05.02 *	H	L	62-64	6,806
01.31.02 *	A	L	56-67	7,138
01.04.03 *	H	W 65-63 (OT)	3,911	
03.06.03 *	A	L	65-68	6,490
01.24.04 *	A	L	58-64	8,962
02.18.04 *	H	W	74-57	5,033
01.22.05 *	H	W	80-76	4,303
02.16.05 *	A	L	67-81	6,394
01.23.06 *	A	L	61-72	6,409
02.11.06 *	H	L	64-73	4,140
01.20.07 *	H	W	73-62	10,190
03.03.07 *	A	L	75-92	8,384
01.24.08 *	H	W	95-80	4,896
03.01.08 *	A	W	78-71	7,243
03.13.08 \$	N	W	80-74	4,628
01.03.09 *	A	W	70-58	6,437
01.10.09 *	H	W	54-49	5,089
01.04.10 *	A	L	68-76	5,119
03.04.10 *	H	W	82-63	2,183
01.08.11 *	A	W	79-55	6,451
02.03.11 *	H	L	66-73	3,418

**HENDERSON STATE (1-0)**

11.20.04	H	W	54-52	2,837
----------	---	---	-------	-------

**HIRAM SCOTT (3-1)**

02.14.69	H	W	94-75	2,400
02.15.69	H	W	86-76	2,400
02.13.70	A	W	87-67	
02.14.70	A	L	79-80	

**HOUSTON BAPTIST (2-0)**

02.01.09	A	W	85-64	1,403
12.19.09	H	W	96-59	2,417

**HOWARD PAYNE (0-1)**

12.07.73	A	L	64-72	900
----------	---	---	-------	-----

**HUMBOLDT STATE (1-0)**

12.07.93	H	W	96-53	5,140
----------	---	---	-------	-------

**IDAHO (52-35)**

01.09.71 *	H	W 77-76 (OT)	3,300	
03.01.71 *	A	L	60-68	3,743
02.11.72 *	A	L	72-78	2,133
02.19.72 *	H	W	84-66	2,915
01.06.73 *	A	L	67-72	1,006
02.24.73 *	H	W	84-73	2,475
02.08.74 *	A	L	63-71	
02.15.74 *	H	L	51-53	4,003
01.25.75 *	H	W	83-78	
03.01.75 *	A	L	67-74	3,350
02.13.76 *	A	W	78-76	
02.20.76 *	H	W	83-64	3,057
01.08.77 *	A	W	79-70	1,697
02.26.77 *	H	W	61-60	3,111
02.10.78 *	A	W	73-61	1,200
02.17.78 *	H	W	90-61	
01.27.79 *	H	L	48-69	3,433
02.23.79 *	A	W	95-80	4,500
01.12.80 *	A	W 71-68 (OT)	3,200	
02.09.80 *	H	L	69-81	3,800
01.17.81 *	H	L	45-57	3,682
02.14.81 *	A	L	64-70	5,900
01.30.82 *	A	L	75-92	9,200
02.27.82 *	H	L	77-83	3,946
02.04.83 *	H	L	56-67	10,145
03.05.83 *	A	L	70-86	8,000
01.21.84 *	A	L	57-61	5,600
02.18.84 *	H	W	74-57	10,227
01.19.85 *	H	W	76-68	6,675
02.16.85 *	A	W	74-72	2,900
01.18.86 *	A	W	61-55	2,100
02.15.86 *	H	L	58-61	5,850
01.17.87 *	H	L	50-60	12,225
02.14.87 *	A	W	62-44	
01.15.88 *	H	W	47-44	12,158
02.11.88 *	A	W	68-58	6,500
02.23.89 *	H	W	63-61	12,422
03.02.89 *	A	L	68-76	9,000
03.11.89 \$	H	L	52-59	11,576
01.04.90 *	H	L	61-79	6,671
02.14.90 *	A	L	55-74	7,100
01.23.91 *	A	L	50-60	6,500
02.28.91 *	H	W	80-66	12,329
01.11.92 *	A	L	61-76	6,231
02.15.92 *	H	W	74-68	10,843
03.12.92 \$	N	L	56-75	5,628
02.06.93 *	A	L 99-107 (2 OT)	6,800	
03.05.93 *	H	L	52-67	12,649
03.13.93 \$	A	W	80-68	4,800
02.05.94 *	H	W	67-64	10,817
03.04.94 *	A	L	56-59	5,710
01.14.95 *	A	W	79-74	3,220
02.10.95 *	H	W	68-64	10,613
01.13.96 *	H	W 76-72 (OT)	9,287	
02.09.96 *	A	W	57-53	4,127
01.18.97 *	A	W	62-57	5,564
03.02.97 *	H	W	73-53	8,702
01.31.98 *	A	L	67-72	4,317
03.03.98 *	H	W	72-58	11,735
01.31.99 *	H	L	72-75	11,345
02.28.99 *	A	L	59-64	7,323
02.03.00 *	A	L	71-73	4,183
02.24.00 *	H	W	59-51	9,511
01.25.01 *	H	W	80-59	9,151
02.17.01 *	A	L	67-70	5,184
11.24.01	H	W	68-59	4,957
12.01.01	A	W	70-44	3,543
11.30.02	H	W	75-67	5,638
12.14.02	A	W	75-70	4,248
12.06.03	A	W	81-69	4,417
12.13.03	H	W	79-64	5,508
11.19.04	H	W	76-66	5,211
12.04.04	A	W	70-67	2,805
01.28.06 *	A	W	82-68	2,716
03.04.06 *	H	W 85-80 (2OT)	4,006	
01.27.07 *	A	W	75-57	3,084
02.07.07 *	H	W	86-63	4,034
01.05.08 *	A	W	95-84	1,249
02.02.08 *	H	W	78-64	8,492
01.29.09 *	A	L	59-63	4,731
02.18.09 *	H	L	54-56	10,246
01.25.10 *	A	W 77-67 (OT)	4,104	

02.06.10 *	H	L	55-79	7,734
01.22.11 *	A	W	70-67	5,016
02.12.11 *	H	W	69-63	12,193
12.31.11	N	W	76-73	7,540
12.20.12	N	W	78-68	5,548

**IDAHO STATE (51-41)**

11.30.68	A	L	63-67	3,100
01.11.69	H	W	93-75	3,600
12.01.69	A	L	89-119	
01.29.70	H	W	98-88	3,800
01.02.71 *	H	W	76-74	
01.23.71 *	A	L	74-88	
12.15.71	H	W	78-76	3,200
01.15.72 *	H	W	92-87	3,500
01.22.72	A	L	65-75	
02.29.72 *	A	L	78-94	
12.02.72	A	L	64-87	
12.30.72 *	H	L	73-82	3,200
01.18.73	H	W	64-63	3,000
03.03.73 *	A	L	75-82	
12.15.73	A	L	65-73	
12.29.73	H	W	57-53	2,899
01.25.74 *	H	L	67-75	4,100
03.01.74 *	A	L	66-86	
01.18.75 *	H	W	68-64	4,500
03.05.75 *	A	L	73-101	
01.17.76 *	H	L	65-71	3,561
01.24.76 *	A	L	74-80	3,722
03.05.76 \$	N	W	93-81	4,411
01.14.77 *	A	L	60-73	5,160
01.22.77 *	H	L	85-99	3,716
01.14.78 *	A	L	82-88	
01.20.78 *	H	L	67-84	3,672
01.15.79 *	A	L	78-81	4,425
02.08.79 *	H	L	87-98	3,720
01.05.80 *	A	L	52-65	4,425
01.31.80 *	H	L	46-47	3,451
01.08.81 *	H	L	63-64	2,952
02.07.81 *	A	L	63-67	3,839
01.16.82 *	H	W 92-88 (OT)		
02.12.82 *	A	W 71-68 (OT)	2,472	
01.20.83 *	H	L	59-77	3,507
02.26.83 *	A	L	72-81	4,032
02.02.84 *	A	L	81-85	2,370
03.03.84 *	H	W	65-62	7,865
12.29.84	H	W	69-54	4,852
02.01.85 *	H	L	71-73	5,461
03.02.85 *	A	L	75-78	3,580
11.23.85	H	W	58-56	3,225
01.10.86 *	A	L	49-72	3,595
02.08.86 *	H	W	73-68	4,679
11.29.86	H	W	70-45	6,131
01.08.87 *	H	W	75-63	5,979
02.07.87 *	A	W	55-50	4,287
03.05.87 \$	N	L	77-78	3,423
11.28.87	H	W	62-49	9,047
01.23.88 *	A	W	65-59	5,284
02.20.88 *	H	W	63-50	11,852
03.11.88 \$	N	W	87-56	9,027
12.03.88	H	W	66-47	8,410
02.02.89 *	A	W	62-55	3,485
02.25.89 *	H	W	65-53	11,872
11.25.89	H	L	47-72	9,712
01.12.90 *	A	W	54-52	3,450
02.16.90 *	H	W	75-61	9,107
11.24.90	H	W	75-63	9,615
01.09.91 *	A	L	61-71	4,318
02.14.91 *	H	W	75-65	8,884
03.06.91 \$	H	L	69-74	4,205
01.18.92 *	H	W	82-69	7,854
02.20.92 *	A	W	74-72	3,840
01.23.93 *	A	L	62-66	4,876
02.19.93 *	H	W	81-72	9,333
01.21.94 *	A	L	77-79	7,138
02.18.94 *	H	W	77-61	7,726
03.12.94 \$	H	W	85-81	9,166
02.04.95 *	A	L	68-78	8,721
03.03.95 *	H	W	81-75	9,838
03.09.95 \$	N	L	63-65	4,395
02.03.96 *	A	W	71-51	4,936
03.01.96 *	H	W	65-62	9,578
03.01.96 \$	N	W	66-54	5,827
12.02.96	A	L	70-75	4,521
12.03.97	A	W	85-68	4,172
12.10.97	H	W	86-51	5,077

11.27.98	H	W	70-44	7,24
----------	---	---	-------	------

# RECORD VS. OPPONENTS

# BASKETBALL

01.05.06*	H	L	72-75	3,391
02.08.06*	A	L	71-81	2,698
03.09.06\$	N	L	64-75	6,011
01.11.07*	H	W	82-56	3,010
02.03.07*	A	L	76-84	1,310
01.12.08*	H	W	81-66	4,709
02.07.08*	A	W	73-61	1,139
01.24.09*	H	W	58-53	4,390
02.28.09*	A	L	62-76	3,955
01.11.10*	H	L	64-79	2,186
02.25.10*	A	W	72-59	1,976
12.29.10*	H	W	71-60	4,084
01.29.11*	A	L	60-70	1,856

LOUISVILLE (0-2)

03.18.94^	N	L	58-67	16,477
03.21.08^	N	L	61-79	14,315

LOYOLA MARYMOUNT (3-2)

11.21.98	A	W	93-86	548
11.27.99	H	W	70-50	5,414
12.19.06	A	L	82-84 (OT)	1,501
12.08.07	H	L	74-76	5,236
11.13.09	N	W	90-87	

LSU (1-1)

12.10.11	A	L	45-64	7,398
12.14.12	H	W	89-70	11,210

MAINE (0-1)

12.02.95	N	L	45-62	9,874
----------	---	---	-------	-------

MARQUETTE (0-1)

03.23.04+	A	L	53-66	11,386
-----------	---	---	-------	--------

MESA STATE (1-0)

12.06.85	H	W	91-71	2,952
----------	---	---	-------	-------

METRO STATE (1-0)

11.30.85	H	W	71-60	1,545
----------	---	---	-------	-------

MICHIGAN (0-1)

03.17.88^	N	L	58-63	11,957
-----------	---	---	-------	--------

MICHIGAN STATE (0-2)

11.29.82	H	L	59-71	5,100
11.20.12	A	L	70-74	14,797

MIDWESTERN STATE (1-1)

12.05.78	A	L	66-76	2,300
12.29.78	H	W	86-67	2,700

MONMOUTH COLLEGE (1-0)

12.28.90	H	W	58-40	7,929
----------	---	---	-------	-------

MONTANA (26-32)

01.10.70	A	W	89-77	
02.13.71*	H	W	98-74	2,500
02.20.71*	A	L	85-104	
01.08.72*	A	W	73-71	3,800
02.26.72*	H	W	94-63	2,002
02.09.73*	H	W	74-69	1,500
02.16.73*	A	L	63-78	2,555
01.05.74*	H	W	58-55	2,986
02.23.74*	A	L	56-58	
02.14.75*	H	L	66-81	4,009
02.21.75*	A	L	67-68	5,953
01.10.76*	A	W	80-74	6,575
02.28.76*	H	W	67-66	3,761
02.11.77*	H	W	82-67	1,765
02.18.77*	A	L	67-72	6,559
01.07.78*	H	W	77-59	
02.25.78*	A	L	67-73	9,350
03.03.78\$	A	L	61-70	9,100
01.20.79*	A	L	50-61	8,128
02.16.79*	H	W	79-78 (OT)	1,624
01.17.80*	H	L	59-64	3,150
02.16.80*	A	L	62-83	6,514
01.24.81*	A	L	40-47	7,187
02.19.81*	H	L	57-60	2,200
02.12.82*	A	L	75-86	6,730
02.20.82*	H	L	69-70	3,672
01.29.83*	A	L	61-71 (OT)	7,949
02.14.83*	H	W	62-59	3,101
01.12.84*	A	L	52-62	7,000
02.11.84*	H	W	75-71	9,846

01.11.85*	H	L	51-61	6,258
02.09.85*	A	L	49-65	7,656
03.07.85\$	H	W	67-54	7,889
01.25.86*	H	L	61-75	6,124
02.21.86*	A	L	76-91	7,110
01.24.87*	A	L	63-75	7,493
02.19.87*	H	W	86-52	
01.09.88*	A	W	76-61	8,672
02.06.88*	H	W	74-51	10,983
01.13.89*	H	W	60-54	10,297
02.09.89*	A	L	61-68	7,775
01.18.90*	H	W	46-44	6,479
02.24.90*	A	L	43-61	7,123
01.05.91*	A	L	56-66	6,733
01.31.91*	H	W	72-53	8,239
01.25.92*	A	L	48-53	8,825
02.27.92*	H	L	58-71	8,029
01.30.93*	H	W	75-66	8,933
02.26.93*	A	W	59-56	8,290
01.29.94*	A	L	68-72	6,716
02.25.94*	H	W	66-60	6,335
01.27.95*	A	W	74-66	6,160
01.22.95*	H	L	63-76	9,088
01.26.96*	H	W	69-59	7,552
02.24.96*	A	L	61-76	7,525
11.18.05	H	W	90-69	6,293
12.03.06	A	L	58-62	3,203
11.14.09	A	L	82-95	3,135

MONTANA STATE (31-29)

12.13.69	A	W	69-58	
02.15.71*	H	L	79-85	3,000
02.22.71*	A	L	71-100	3,700
01.07.72*	A	L	79-87	5,100
02.25.72*	H	W	87-76	2,001
02.10.73*	H	L	98-100	2,153
02.15.73*	A	L	77-93	3,100
01.04.74*	H	W	89-74	2,563
02.22.74*	A	L	68-70	
02.15.75*	H	W	105-92	2,968
02.22.75*	A	L	71-81	
01.09.76*	A	W	76-66	3,042
02.27.76*	H	W	89-86	3,576
02.12.77*	H	W	85-82 (OT)	2,611
02.19.77*	A	L	73-87	2,495
01.06.78*	H	W	86-84	
02.24.78*	A	L	76-78	1,100
01.19.79*	A	L	75-87	5,237
02.17.79*	H	L	65-70	2,435
01.19.80*	H	W	70-69	3,277
02.14.80*	A	L	85-92	3,749
01.23.81*	A	L	70-96	3,699
02.21.81*	H	L	90-93 (2 OT)	2,950
01.23.82*	A	L	64-88	3,535
02.18.82*	H	W	73-63	3,028
01.27.83*	A	W	57-55	2,164
02.13.83*	H	W	78-63	2,205
01.14.84*	A	W	64-56	5,007
02.09.84*	H	W	75-53	5,418
03.06.84\$	N	L	64-65	3,785
01.12.85*	H	L	77-83	4,863
02.08.85*	A	L	65-68	3,377
02.10.86*	H	W	73-70	4,059
02.22.86*	A	L	65-95	5,722
01.22.87*	A	L	69-80	6,865
02.21.87*	H	W	71-59	11,882
01.07.88*	A	W	68-51	7,848
02.05.88*	H	L	70-71	10,636
02.09.88\$	A	W	63-61	9,027
01.12.89*	H	W	70-62	7,958
02.11.89*	A	W	69-56	6,009
01.20.90*	H	W	58-49	9,862
02.22.90*	A	L	62-69	6,274
01.02.91*	A	L	78-85	5,677
02.16.91*	H	W	74-63	10,043
01.23.92*	A	L	56-60	7,033
02.29.92*	H	W	90-75	8,488
01.29.93*	H	W	72-52	7,516
02.27.93*	A	W	68-60	5,611
01.28.94*	A	L	72-74	7,107
02.26.94*	H	W	94-69	7,593
03.10.94\$	H	W	75-57	7,544
01.28.95*	A	L	57-68	7,727
02.25.95*	H	L	63-89	6,843
01.27.96*	H	W	69-61	8,662
02.23.96*	A	L	65-76	7,207

12.06.06	H	W	94-69	2,641
11.16.07	A	L	84-86	4,866
11.24.08	H	W	74-61	2,052
12.23.09	H	W	58-56	3,008

MONTANA STATE-NORTHERN (1-0)

11.27.05	H	W	82-46	2,045
----------	---	---	-------	-------

MONTANA TECH (1-0)

11.21.07	H	W	107-53	1,821
----------	---	---	--------	-------

MURRAY STATE (1-0)

12.05.92	N	W	94-82	2,274
----------	---	---	-------	-------

NEVADA (22-39)

12.22.77	A	L	66-79	4,150
01.24.80*	A	W	60-59	3,260
02.23.80*	H	W	78-74	2,026
01.31.81*	H	W	57-55	2,195
02.23.81*	A	L	69-82	3,377
01.09.82*	A	L	75-83	5,547
02.05.82*	H	L	61-92	3,549
01.13.83*	A	L	70-85	3,836
02.19.83*	H	L	83-84	4,509
01.26.84*	H	W	81-69 (2 OT)	5,178
02.25.84*	A	L	50-52	4,785
01.24.85*	A	L	75-87	4,800
02.23.85*	H	L	74-76	6,843
03.08.85\$	H	L	67-79	9,153
02.01.86*	A	L	60-66	3,500
02.28.86*	H	W	81-63	3,898
01.31.87*	H	W	85-60	7,923
02.26.87*	A	L	69-74	
01.28.88*	A	W	70-57	5,880
02.27.88*	H	W	89-61	12,231
01.28.89*	A	W	67-59	9,740
02.16.89*	H	W	90-70	10,561
01.13.90*	H	L	53-59	8,074
01.25.90*	A	L	58-66	
01.16.91*	H	L	72-75 (OT)	7,178
02.20.91*	A	W	53-48	5,028
01.04.92*	A	L	68-74	5,222
02.06.92*	H	L	74-78	7,118
12.07.94	A	W	69-51	5,021
02.19.95	H	W	81-76	5,647
01.11.97*	H	L	58-64	7,856
02.20.97*	A	L	66-76	5,682
01.24.98*	A	L	76-85	7,702
02.19.98*	H	W	77-67	5,538
01.24.99*	H	W	77-52	7,868
02.18.99*	A	W	60-48	6,161
01.29.00*	H	L	57-69	8,354
03.02.00*	A	L	59-62	5,769
01.19.02*	H	L	64-73	4,810
02.14.02*	A	L	86-94	5,297
01.11.03*	A	L	61-71	6,028
02.06.03*	H	L	64-67	4,440
01.17.04*	H	W	79-75	5,290
02.12.04*	A	L	78-92	7,342
01.15.05*	A	L	66-84	8,185
02.10.05*	H	L	57-67	3,842
03.10.05\$	A	W	73-72	7,427
01.14.06*	A	L	67-81	8,757
01.26.06*	H	L	79-82	4,563
01.08.07*	A	L	86-90	7,355
02.24.07*	H	L	81-95	9,014
01.19.08*	A	W	95-80	8,609
02.14.08*	H	W	77-68	5,244
01.15.09*	A	L	63-77	7,225
03.07.09*	H	L	60-69	6,569
01.20.10*	H	L	82-88	2,833
02.13.10*	A	L	80-88 (OT)	7,598
01.15.11*	H	L	67-69	6,473
02.26.11*	A	W	72-66	5,018
01.26.13*	A	L	59-75	6,821
02.27.13*	H	W	73-47	5,717

NEW MEXICO (0-4)

02.04.12*	H	L	49-65	4,159
03.03.12*	A	L	61-76	15,411
01.16.13*	H	L	74-79 (OT)	10,420
02.16.13*	A	L	50-60	15,411

NEW MEXICO STATE (11-15)

02.23.70	A	L	79-105	5,591
01.25.97*	A	L	54-68	6,827

02.13.97*	H	W	83-71	6,455
02.03.98*	H	W	71-59	6,230
02.12.98*	A	L	52-73	5,145
02.06.99*	A	W	67-48	9,241
02.13.99*	H	W	70-48	9,321
03.06.99\$	N	L	69-79	2,941
02.13.00*	A	W	66-65	6,616
02.19.00*	H	L	66-70 (OT)	9,203
01.07.06*	H	W	73-63	3,624
02.15.06*	A	L	68-73	4,715
01.13.07*	H	L	69-73	4,363
01.31.07*	A	L		

# RECORD VS. OPPONENTS

# BOISE STATE

03.01.90 * H W 67-39 10,267	12.21.92 H L 88-92 (OT) 7,562	12.06.91 H W 87-60 7,693	
01.19.91 * H W 93-75 8,313	12.10.94 H W 74-53 6,321	01.06.93 A W 83-69 551	
02.22.91 * A W 73-61 1,104	01.06.96 A W 61-58 2,873	01.24.94 H W 83-76 5,361	
01.02.92 * A L 59-64 2,116	11.30.96 H W 65-52 6,749	12.11.05 H W 70-61 2,476	
02.08.92 * H W 82-77 6,507	12.20.97 A L 61-65 1,457	12.16.06 H W 99-66 3,638	
01.14.93 * A L 72-78 1,293			<b>SEATTLE PACIFIC (2-1)</b>
02.13.93 * H W 58-45 7,674			01.02.76 H W 95-74 2,312
01.13.94 * H L 62-74 6,451			11.26.76 A L 80-84 (OT) 1,500
02.12.94 * A L 76-84 2,522			12.01.92 H W 79-63 6,120
01.20.95 * H W 84-80 (OT) 8,026	<b>PORTLAND (7-7)</b>	<b>SAIN MARY'S (6-5)</b>	<b>SIENA (1-2)</b>
02.16.95 * A W 69-58 1,132	12.11.82 A L 55-68 1,123	12.14.79 A L 73-79 983	11.26.93 H W 82-80 6,430
01.20.96 * A W 65-60 (OT) 1,769	12.01.83 H L 56-59 (OT) 2,461	12.18.81 H L 34-77 2,520	02.23.08 H L 70-93 5,982
02.15.96 * H W 68-45 6,813	12.29.83 N L 48-49 (OT) 2,410	12.07.87 A W 61-52 (OT) 1,000	11.17.08 A L 52-82 6,626
11.20.99 A L 53-60 1,121	01.02.86 A L 62-64 1,008	12.30.87 H W 56-48 7,870	
12.11.99 H W 58-48 5,680	01.23.86 H W 73-60 4,042	12.04.89 H W 52-44 5,263	<b>SLIPPERY ROCK (1-0)</b>
12.18.01 H W 55-44 3,114	01.02.88 A W75-68 (2 OT) 1,003	12.19.90 A L 54-65 1,075	12.29.93 H W 78-62 6,219
	12.29.88 H W 77-62 8,412	12.18.91 H W 54-50 5,774	
	12.30.95 H L 49-70 5,523	01.04.93 A L 61-68 1,328	<b>SMU (4-5)</b>
	01.03.00 H W 67-55 3,575	01.09.94 H W 69-68 6,643	12.28.01 * A L 67-80 2,198
	12.02.00 A W 76-69 (OT) 929	12.02.94 N W 80-56 5,137	03.02.02 * H W 80-63 5,372
	11.21.03 A W 76-66 1,210	12.14.96 N L 57-58 3,418	02.01.03 * A W 88-85 (OT) 3,251
<b>NORTHERN COLORADO (3-1)</b>	12.28.03 H L 72-77 4,240		02.27.03 * H L 58-66 3,762
12.16.74 H W 115-98 1,342	12.22.10 A L 79-88 2,729	<b>SAM HOUSTON STATE (1-0)</b>	03.13.03 \$ N L 58-65 3,127
12.18.76 H W 86-72 2,009	12.07.11 H W 92-70 2,460	12.29.87 H W 73-66 6,749	01.31.04 * H W 61-59 4,641
12.05.77 A L 62-66 704			02.26.04 * A W 89-50 2,108
12.18.78 H W 84-68 704			01.29.05 * A L 69-78 3,624
	<b>PORTLAND STATE (13-10)</b>	<b>SAN DIEGO (6-4)</b>	02.25.05 * H L 62-80 4,315
<b>NORTHERN ILLINOIS (2-0)</b>	12.20.68 A W 85-82 1,100	12.04.81 A L 61-75 1,332	
11.29.10 A W 80-51 694	01.24.69 H W 92-75 3,000	12.04.86 A L 52-54	<b>SOUTHERN ILLINOIS (0-1)</b>
11.26.11 H W 71-57 3,019	01.05.71 A L 77-98 1,750	12.20.86 H W 71-56	03.13.91 + H L 74-75 8,577
	01.25.71 H W 118-96 3,100	12.12.87 H W 70-54 6,804	
<b>NORTHWEST NAZARENE (14-0)</b>	01.24.72 A L 100-115	12.28.00 H W 59-56 8,638	
01.21.69 H W 93-68 2,500	02.16.72 H L 91-94 2,100	12.08.01 A L 59-85 1,391	<b>SOUTHERN OREGON (1-0)</b>
02.04.69 H W 85-67 2,600	12.04.72 H W 70-61 2,200	11.28.07 H W 77-71 2,944	03.01.69 N W 101-70 500
02.07.69 A W 102-79	01.13.73 A L 65-80 1,100	12.22.08 A W 75-72 2,864	
01.24.70 A W 85-67	12.21.73 H W 86-78 2,472	12.12.09 H L 56-59 2,359	<b>SOUTHERN UTAH (9-1)</b>
02.07.70 H W 70-62 2,300	02.19.74 A L 56-82 500	11.19.10 A W 65-60 2,711	12.04.82 H W 75-62 1,800
01.19.71 A W 70-63	12.20.74 A L 73-106		12.13.86 H W 85-59
01.30.71 H W 78-57 3,000	01.03.75 H W102-101 (OT) 2,876	<b>SAN DIEGO STATE (1-6)</b>	12.30.92 H W 75-69 8,009
12.10.71 H W 79-61 1,000	12.28.79 A L 67-93 1,800	12.16.76 A L 68-79 2,014	12.12.95 H L 64-71 4,915
12.12.81 H W 98-71 2,139	01.08.80 H W 75-62 2,052	02.01.12 * A L 56-58 12,414	12.21.99 A W 70-57 1,712
12.28.84 H W 82-74 4,250	12.14.80 A L 65-71 300	02.29.12 * H L 53-66 6,145	12.15.01 H W 67-49 3,681
12.02.88 H W 75-48 6,577	02.11.81 H W 76-74 1,850	03.08.12 \$ N L 62-65 8,601	12.07.02 A W 73-71 2,916
11.21.97 H W 75-70 6,194	11.30.00 A W 81-66 452	02.06.13 * A L 62-63 12,414	11.18.06 H W 77-68 3,327
11.17.98 H W 76-50 4,578	11.17.01 H L 53-60 3,005	03.09.13 * H W 69-65 10,455	11.24.07 A W 75-73 (OT) 1,818
12.29.09 H W 76-58 2,138	12.21.02 H W 59-51 3,178	03.13.13 \$ N L 67-73 13,297	11.29.08 H W 62-59 2,809
	12.16.03 H W 75-74 (OT) 3,394		
<b>OAKLAND (1-0)</b>	11.24.04 H W 63-51 3,271	<b>SAN FRANCISCO (4-3)</b>	<b>ST JOHN'S (MINN.) (1-0)</b>
11.13.12 H W 88-80 2,616	02.21.09 A L 81-93 1,500	12.18.90 A L 61-70 1,340	01.03.76 H W 97-71 3,211
	12.21.09 H W 69-62 2,418	12.10.91 H W 71-65 5,811	
<b>OKLAHOMA STATE (0-1)</b>	<b>PRINCETON (0-1)</b>	01.07.00 A L 54-55 4,201	<b>ST MARTIN'S (1-0)</b>
03.17.89 + A L 55-69 5,675	12.01.95 N L 41-61 9,871	12.19.00 H W 65-58 7,953	11.26.83 H W 85-58 2,583
		12.22.05 N W 69-58	
<b>OREGON (0-5)</b>	<b>PUGET SOUND (6-5)</b>	12.01.07 A W 91-81 1,331	<b>STANFORD (0-1)</b>
12.03.75 A L 64-76 10,500	12.22.71 A L 71-74 2,100	12.13.08 H L 76-79 2,836	03.18.09 % A L 76-96 1,243
12.13.80 A L 67-99 9,143	01.19.72 H W 87-78 2,221	<b>SAN JOSE STATE (22-2)</b>	<b>STEPHEN F. AUSTIN (1-0)</b>
12.20.95 A L 54-65 5,738	12.20.72 H W 109-72 2,700	12.17.88 A W 72-65 1,149	12.07.91 H W 63-55 8,327
12.19.96 H L 58-61 5,872	01.12.73 A L 67-74 1,500	12.08.89 H W 61-57 6,136	
03.23.11 % A L 71-79 6,157	01.17.74 H W 75-67 2,511	12.23.91 A W 80-68 719	<b>TCU (2-1)</b>
	01.28.74 A W 63-52	12.21.94 H W 70-61 6,446	12.23.77 N W 69-43
<b>OREGON STATE (3-7)</b>	12.07.74 A L 77-93	01.03.02 * H W 61-52 3,783	01.21.12 * A L 52-54 4,995
01.17.77 A L 68-89 4,156	11.27.76 A L 76-89	02.02.02 * A L 51-62 2,106	02.18.12 * H W 65-64 6,785
12.21.77 H W 76-65 3,213	12.30.76 H W 76-74	01.02.03 * H W 58-56 3,525	
12.27.83 N L 42-61 9,212	12.04.80 H L 54-73 1,755	03.08.03 * A W 65-47 1,674	<b>TENNESSEE TECH (1-0)</b>
12.15.84 H L 59-74 7,768	12.05.87 H W 64-60 6,135	01.22.04 * A W 70-54 1,170	12.29.95 H W 66-65 4,487
12.12.85 A L 58-60 (OT) 7,049		02.21.04 * H W 72-51 4,595	
12.10.88 H W 53-43 9,956	<b>RICE (4-6)</b>	01.20.05 * H W 72-62 3,481	<b>TEXAS-PAN AMERICAN (1-0)</b>
12.22.89 A L 42-76 8,289	01.03.94 A L 56-79 2,205	02.21.05 * A W 72-69 1,183	12.19.10 H W 91-62 1,503
12.30.97 N L 60-71 400	01.07.95 H W 87-74 8,862	01.19.06 * H W 68-65 3,715	
12.20.03 A W 82-80 3,471	01.10.02 * A W 62-59 1,517	02.01.06 * A W 77-75 1,424	<b>TEXAS SOUTHERN (1-0)</b>
12.18.04 H L 79-90 4,943	02.09.02 * H W 78-62 4,099	12.10.07 * A W 65-64 2,046	11.11.12 H W 81-63 1,950
	01.16.03 * H L 65-74 4,082	02.22.07 * H W 83-64 3,196	
<b>PACIFIC (4-8)</b>	02.15.03 * A L 62-72 2,033	01.02.08 * H W 78-63 3,984	<b>TEXAS STATE (1-0)</b>
12.05.69 H W 94-67 2,300	01.08.04 * A L 61-81 1,639	02.28.08 * A W 74-68 2,247	12.19.86 H W 82-53
12.06.69 H W 99-52 2,000	02.07.04 * H W 80-69 6,001	01.08.09 * H W 84-64 2,093	
12.20.80 A L 64-81 2,168	01.08.05 * H L 75-87 4,544	02.07.09 * A W 89-83 2,281	<b>TROY STATE (0-1)</b>
12.02.82 H L 56-57 2,530	02.03.05 * A L 52-68 1,835	01.14.10 * A L 74-76 1,382	12.22.00 N L 42-61 250
02.27.97 * H L 53-63 8,814		03.06.10 * H W 85-56 3,142	
03.07.97 \$ N L 52-68 3,449	<b>ROBERT MORRIS (1-0)</b>	01.06.11 * A W102-101 (4 OT) 1,684	<b>TULSA (4-6)</b>
02.26.98 * A L 51-65 5,352	12.30.83 N W 68-65 2,210	03.05.11 * H W 66-51 6,286	01.12.02 * A L 60-80 8,229
02.24.99 * H W 65-51 10,414			02.07.02 * H L 56-70 3,468
01.13.00 * H L 52-53 7,958	<b>ROCKY MOUNTAIN (1-0)</b>	<b>SANTA CLARA (0-4)</b>	03.07.02 \$ A L 53-72 7,760
01.11.01 * H L 73-79 7,680	12.18.75 H W 102-49 851	11.30.79 A L 67-92 3,600	01.18.03 * H W 78-74 4,925
02.22.01 * A L 53-63 3,504	<b>RUTGERS (0-1)</b>	11.29.80 H L 87-100 3,055	02.13.03 * A L 55-71 8,021
11.14.08 H W 100-68 2,942	12.10.93 N L 50-71 13,176	01.07.89 H L 51-53 10,292	01.10.04 * A L 57-58 6,909
	<b>SACRAMENTO STATE (6-0)</b>	12.01.89 A L 38-69 1,500	02.05.04 * H W 73-62 3,656
<b>PEPPERDINE (5-3)</b>	03.07.70 N W 63-61	<b>SEATTLE (1-0)</b>	01.06.05 * H W 72-71 3,177
02.05.89 A W 63-60 (OT) 1,654		12.02.12 A W 87-64 2,182	02.05.05 * A L 63-76 5,989
12.15.90 H W 66-56 9,322			03.08.05 \$ N W 83-73 2,546
11.30.91 A L 48-70 2,632			

# RECORD VS. OPPONENTS



UC DAVIS (1-1)

02.20.10	H	L	74-82	1,906
11.21.10	A	W	67-47	1,012

UC IRVINE (5-6)

12.29.76	H	W	76-55	
12.16.77	A	L	64-66	525
12.03.81	A	L	72-84	1,403
12.14.85	A	L	74-87	1,067
12.16.87	H	W	80-71	4,129
01.30.97*	H	W	67-46	6,112
01.15.98*	A	L	63-65	1,514
01.15.99*	H	W	73-61	6,442
01.22.00*	A	W	53-52	3,156
01.18.01*	A	L	71-76	2,492
02.10.01*	H	L	87-89 (OT)	8,327

UC RIVERSIDE (0-1)

03.05.70	N	L	71-83	
----------	---	---	-------	--

UC SAN DIEGO (2-0)

12.17.82	H	W	81-68	1,450
12.20.91	H	W	82-70	6,373

UC SANTA BARBARA (6-5)

12.05.75	A	L	60-81	
12.09.77	H	W	91-77	2,106
11.27.78	A	L	66-78	2,100
02.08.97*	A	L	57-60	2,378
01.09.98*	H	W	89-68	6,461
01.09.99*	A	W	77-64	2,019
02.26.00*	H	L	50-54	8,890
01.04.01*	A	L	75-81	1,320
03.03.01*	H	W	65-59	8,678
02.19.11	A	W	78-76 (OT)	2,789
11.24.12	H	W	72-56	3,300

UCLA (0-2)

11.24.78	A	L	59-79	11,058
12.22.97	A	L	75-81	8,500

UNLV (2-5)

03.13.76 ^	N	L	78-103	
03.17.04 +	H	W	84-69	9,381
12.08.10	A	L	72-75	8,320
01.25.12*	H	L	72-77 (OT)	6,024
02.22.12*	A	L	58-75	14,409
02.02.13*	H	W	77-72	9,356
03.05.13*	A	L	64-68	15,295

U.S. INTERNATIONAL (5-0)

12.14.81	H	W	92-69	1,400
01.06.83	H	W	101-72	2,665
02.13.85	H	W	93-42	1,559
02.12.86	H	W	106-82	1,587
12.06.86	A	W	89-83 (OT)	

UT ARLINGTON (2-0)

12.20.85	H	W	71-64	2,564
01.02.13	A	W	64-46	1,107

UTAH (2-4)

11.25.78	A	L	56-75	11,546
03.11.87 +	H	W	62-61	
11.20.01	A	L	49-64	11,522
12.17.10	A	L	84-86	7,732
11.16.11	H	W	80-59	4,676
12.05.12	A	L	55-76	7,896

UTAH STATE (8-28)

03.02.74	A	L	67-83	6,481
12.02.74	H	W	96-87	3,113
01.13.75	A	L	87-102	7,719
12.07.76	A	L	68-92	7,069
01.21.78	H	L	73-80	3,211
01.09.78	A	L	75-84	7,055
11.28.89	A	L	45-54	5,289
12.08.90	H	W	89-77	7,785
11.25.94	H	W	81-68	7,985
01.02.95	A	L	61-66	7,077
01.09.97*	H	L	60-73 (OT)	8,443
02.22.97*	A	L	41-58	9,078
01.22.98*	A	L	41-70	6,432
02.21.98*	H	W	57-49	10,401
01.22.99*	H	L	52-58	7,790

02.20.99*	A	L	62-63	9,734
01.27.00*	H	L	68-75	8,774
03.04.00*	A	L	62-74	10,270
01.20.01*	A	L	64-82	9,607
02.24.01*	H	W	78-77 (OT)	9,792
03.09.01 \$	N	L	48-67	2,500
01.12.06*	A	L	69-75	8,573
02.23.06*	H	L	62-64	3,932
01.04.07*	H	W	77-66	3,346
01.18.07*	A	L	79-80	8,307
01.17.08*	A	L	78-82	10,116
03.06.08*	H	L	69-88	10,352
03.14.08 \$	N	W	88-78	9,893
01.17.09*	A	L	65-79	10,270
02.14.09*	H	W	66-56	7,587
01.16.10*	A	L	59-81	9,769
02.11.10*	H	L	67-72	3,064
03.11.10 \$	N	L	60-84	3,195
01.13.11*	H	L	59-68	8,825
02.05.11*	A	L	49-77	10,270
03.12.11 \$	N	L	69-77	4,372

UTAH VALLEY (4-1)

11.24.03	H	W	80-68	3,291
11.27.04	A	L	55-74	615
12.17.05	H	W	79-62	2,505
11.09.07	H	W	73-72 (OT)	4,550
12.13.07	A	W	87-77	2,332

UTEP (5-6)

01.26.02*	A	L	51-72	7,173
02.23.02*	H	W	81-72	5,021
03.05.02 \$	N	W	73-72 (OT)	4,092
01.25.03*	A	L	78-85 (OT)	6,090
02.22.03*	H	W	69-52	4,031
01.03.04*	A	W	98-94	12,000
03.06.04*	H	W	59-45	9,550
03.12.04 \$	N	L	73-85	5,651
01.01.05*	H	L	77-91	2,527
03.05.05*	A	L	64-78	12,000
03.12.05 \$	N	L	78-91	4,178

VALPARAISO (1-0)

11.23.90	H	W	70-53	8,857
----------	---	---	-------	-------

VANDERBILT (0-1)

03.18.93 ^	N	L	72-92	11,389
------------	---	---	-------	--------

VIRGINIA COMMONWEALTH (0-1)

12.28.73	H	L	85-87	2,214
----------	---	---	-------	-------

WALLA WALLA (1-0)

01.05.13	H	W	106-39	5,033
----------	---	---	--------	-------

WARNER PACIFIC (1-0)

01.27.69	H	W	85-55	
----------	---	---	-------	--

WASHINGTON (1-8)

12.22.72	A	L	61-98	3,050
12.06.74	A	L	76-110	3,550
12.20.84	A	L	53-79	2,871
12.09.85	H	L	55-74	4,155
03.16.87 +	A	L	68-73	4,480
12.04.92	A	L	63-73	2,731
11.25.97	A	L	68-78	3,727
12.04.98	H	W	69-61	8,702
12.23.99	A	L	57-72	5,389

WASHINGTON STATE (2-4)

12.19.70	H	L	64-69	3,000
12.12.73	A	W	76-67	5,500
11.23.96	A	L	69-74	1,999
12.13.97	H	W	79-72	6,436
11.25.06	A	L	63-65	3,128
11.13.07	H	L	74-86	6,718

WEBER STATE (28-42)

01.04.69	A	L	63-90	3,882
01.03.70	H	L	75-78	
01.31.70	A	L	81-92	4,498
01.28.71*	H	L	61-77	3,705
02.06.71*	A	L	57-91	4,347
01.29.72*	H	L	43-49	
02.05.72*	A	L	62-80	4,202
01.25.73*	A	L	69-81	
02.02.73*	H	L	60-91	2,000

01.12.74*	A	L	49-66	
02.02.74*	H	W	44-42	3,817
01.31.75*	H	W	81-76	3,217
02.06.75*	A	W	80-76	2,903
01.31.76*	H	L	87-97	3,797
02.07.76*	A	W	71-69	
03.06.76 \$	A	W	77-70 (2 OT)	4,679
01.28.77*	H	L	57-66	
02.03.77*	A	L	51-68	
01.28.78*	A	L	61-84	8,944
02.04.78*	H	W	75-70	3,674
01.06.79*	H	L	62-63	3,575
02.01.79*	A	W	70-63	7,021
01.04.80*	A	L	62-66 (OT)	9,903
02.02.80*	H	L	73-79 (OT)	3,850
01.10.81*	H	L	66-82	2,513
02.06.81*	A	W	44-39	5,371
01.15.82*	H	W	76-75	3,460
02.13.82*	A	L	66-77	7,101
01.22.83*	H	L	68-76	3,467
02.24.83*	A	L	63-70	8,208
02.04.84*	A	L	55-56	10,017
03.01.84*	H	L	47-49	6,596
02.02.85*	H	W	63-60	4,237
03.01.85*	A	W	71-69	9,023
01.11.86*	A	L	39-45	9,177
02.07.86*	H	W	67-64	3,736
03.06.86 \$	N	L	76-69	3,500
01.10.87*	H	W	81-58	
02.05.87*	A	W	76-56	7,226
01.14.88*	H	W	73-56	8,872
02.18.88*	A	L	56-60	4,576
01.19.89*	H	L	59-60	9,964
02.17.89*	A	W	58-53	7,268
03.10.89 \$	H	W	71-60	10,643
02.03.90*	H	W	48-46	10,124
03.03.90*	A	L	74-77 (OT)	5,456
02.02.91*	H	L	65-76	9,417
03.01.91*	A	W	80-63	5,039
01.16.92*	H	L	83-89	7,226
02.22.92*	A	L	60-62	7,362
01.16.93*	A	W	68-67	5,809
02.11.93*	H	W	92-75	7,871
03.12.93 \$	N	W	69-63	4,800
01.15.94*	H	W	73-67	7,012
02.10.94*	A	L	68-79	4,040
03.11.94 \$	H	W	84-72	8,445
01.19.95*	H	L	61-65	7,312
02.18.95*	A	L	68-72	9,280
01.18.96*	A	L	67-75	5,377
02.17.96*	H	L	62-64	10,868
03.08.96 \$	N	L	70-77	7,357
12.07.96	A	L	80-84 (OT)	4,518
11.29.97	H	W	83-60	6,628
12.01.98	A	L	61-69	4,001
12.04.99	H	W	71-46	6,169
12.16.00	A	L	80-88 (OT)	6,011
12.23.02	H	L	65-66	3,457
02.19.05	H	W	80-66	3,493
11.21.05	H	L	61-66	3,075
12.03.05	A	W	74-66	3,332

WESTERN MICHIGAN (1-1)

11.27.81	A	L	67-68	9,832
12.28.91	H	W	80-64	8,157

WESTERN MONTANA (2-1)

01.06.69	A	W	79-66	
01.07.69	A	L	70-76	
02.13.07	H	W	101-65	1,195

WESTERN OREGON (1-0)

12.30.82	H	W	77-60	3,257
----------	---	---	-------	-------

WESTERN STATE (1-0)

11.13.10	H	W	78-52	2,447
----------	---	---	-------	-------

WESTMINSTER COLLEGE (1-1)

01.03.69	A	L	88-89	
02.10.69	H	W	78-65	3,000

WHITWORTH (1-1)

12.12.68	A	L	72-76	
01.02.70	H	W	97-78	

# YEAR-BY-YEAR RESULTS

## 1968-69 (19-8)

CONFERENCE FINISH: NOT IN CONFERENCE

HOME: 10-1 / AWAY: 8-7 / NEUTRAL: 1-0

HEAD COACH: MURRAY SATTERFIELD

DATE	OPPONENT	LOC	W/L	SCORE	ATT
N30	Idaho State	A	L	63-67	3,100
D6	Eastern Oregon	H	W	87-63	2,500
D7	College of Idaho	A	W	72-56	
D9	Hardin-Simmons	H	L	85-96	
D12	Whitworth	A	L	72-76	
D13	Carroll College	A	W	82-75 (OT)	
D20	Portland State	A	W	85-82	1,100
J3	Westminster College	A	L	88-89	
J4	Weber State	A	L	63-90	3,882
J6	Western Montana	A	W	79-66	
J7	Western Montana	A	L	70-76	
J11	Idaho State	H	W	93-75	3,600
J14	Eastern Oregon	A	W	75-57	
J21	Northwest Nazarene	H	W	93-68	2,500
J23	College of Idaho	H	W	92-67	1,750
J24	Portland State	H	W	92-75	3,000
J27	Warner Pacific	H	W	85-55	
J31	Eastern Washington	A	W	87-78	1,500
F4	Northwest Nazarene	H	W	85-67	2,600
F7	Northwest Nazarene	A	W	102-79	
F8	College of Idaho	A	W	79-73	
F10	Westminster College	H	W	78-65	3,000
F14	Hiram Scott	H	W	94-75	2,400
F15	Hiram Scott	H	W	86-76	2,400
M1	Southern Oregon ^	N	W	101-70	500
M3	Linfield ^	A	L	81-90	1,750
M4	Linfield ^	A	L	80-83 (OT)	1,750

^ - NAIA Tournament

## 1969-70 (20-8)

CONFERENCE FINISH: NOT IN CONFERENCE

HOME: 11-1 / AWAY: 8-6 / NEUTRAL: 1-1

HEAD COACH: MURRAY SATTERFIELD

DATE	OPPONENT	LOC	W/L	SCORE	ATT
D1	Idaho State	A	L	89-119	
D5	Pacific	H	W	94-67	2,300
D6	Pacific	H	W	99-52	2,000
D12	Eastern Montana	A	L	71-80	
D13	Montana State	A	W	69-58	
D18	Gonzaga	H	W	90-74	2,350
D20	Chico State	H	W	60-49	1,900
D30	Eastern Oregon	A	W	87-78	
J2	Whitworth	H	W	97-78	
J3	Weber State	H	L	75-78	3,500
J6	Eastern Oregon	H	W	79-51	1,250
J7	Eastern Montana	H	W	100-85	
J10	Montana	A	W	89-77	
J16	College of Idaho	H	W	93-51	
J23	College of Great Falls	H	W	80-74	1,950
J24	Northwest Nazarene	A	W	85-67	
J29	Idaho State	H	W	98-88	3,800
J31	Weber State	A	L	81-92	4,498
F5	Carroll College	A	W	107-72	1,300
F6	Carroll College	A	W	96-86	
F7	Northwest Nazarene	H	W	70-62	2,300
F10	College of Idaho	A	W	106-78	
F13	Hiram Scott	A	W	87-67	
F14	Hiram Scott	A	L	79-80	
F21	Hardin-Simmons	A	L	82-100	1,200
F23	New Mexico State (5)	A	L	79-105	5,591
M5	UC Riverside ^	N	L	71-83	
M7	Sacramento State ^	N	W	63-61	

^ - NCAA Division II Tournament

## 1970-71 (10-16, 5-9 BIG SKY CONFERENCE)

CONFERENCE FINISH: 7TH

HOME: 8-5 / AWAY: 2-11 / NEUTRAL: 0-0

HEAD COACH: MURRAY SATTERFIELD

DATE	OPPONENT	LOC	W/L	SCORE	ATT
D1	Eastern Montana	H	L	86-89	
D5	College of Great Falls	H	L	78-79	
D11	College of Great Falls	A	L	74-85	
D12	Carroll College	A	L	66-84	
D19	Washington State	H	L	64-69	3,000
D21	College of Idaho	H	W	108-77	
J2	Idaho State *	H	W	76-74	
J5	Portland State	A	L	77-98	1,750
J9	Idaho *	H	W	77-76 (OT)	3,300
J12	Gonzaga *	H	W	90-74	3,000
J13	College of Idaho	A	W	90-77	
J16	Northern Arizona *	H	W	82-65	3,000
J19	Northwest Nazarene	A	W	70-63	
J23	Idaho State *	A	L	74-88	
J25	Portland State	H	W	118-96	3,100
J28	Weber State *	H	L	61-77	3,705
J30	Northwest Nazarene	H	W	78-57	3,000
F2	Eastern Montana	A	L	99-101	
F6	Weber State *	A	L	57-91	4,347
F8	Northern Arizona *	A	L	65-75	
F13	Montana *	H	W	98-74	2,500
F15	Montana State *	H	L	79-85	3,000
F20	Montana *	A	L	85-104	
F22	Montana State *	A	L	71-100	3,700
F27	Gonzaga *	A	L	87-92	1,971
M1	Idaho *	A	L	60-68	3,743

\* - Big Sky Conference Game

## 1971-72 (14-12, 7-7 BIG SKY CONFERENCE)

CONFERENCE FINISH: T-5TH

HOME: 13-2 / AWAY: 1-10 / NEUTRAL: 0-0

HEAD COACH: MURRAY SATTERFIELD

DATE	OPPONENT	LOC	W/L	SCORE	ATT
D3	Cal State Stanislaus	H	W	90-71	2,413
D4	Eastern Montana	H	W	81-78	2,532
D10	Northwest Nazarene	H	W	79-61	1,000
D14	Cal Poly-Pomona	H	W	66-53	2,000
D15	Idaho State	H	W	78-76	3,200
D22	Puget Sound	A	L	71-74	2,100
D29	Eastern Montana	A	L	70-74	
J3	Chapman College	H	W	90-82	2,000
J7	Montana State *	A	L	79-87	5,100
J8	Montana *	A	W	73-71	3,800
J15	Idaho State *	H	W	92-87	3,500
J19	Puget Sound	H	W	87-78	2,221
J22	Idaho State	A	L	65-75	
J24	Portland State	A	L	100-115	
J28	Northern Arizona *	H	W	92-86	2,775
J29	Weber State *	H	L	43-49	
F3	Northern Arizona *	A	L	76-87	2,375
F5	Weber State *	A	L	62-80	4,202
F11	Idaho *	A	L	72-78	2,133
F12	Gonzaga *	A	L	57-70	3,000
F16	Portland State	H	L	91-94	2,100
F18	Gonzaga *	H	W	83-78	
F19	Idaho *	H	W	84-66	2,915
F25	Montana State *	H	W	87-76	2,001
F26	Montana *	H	W	94-63	2,002
F29	Idaho State *	A	L	78-94	

\* - Big Sky Conference Game

## 1972-73 (11-15, 5-9 BIG SKY CONFERENCE)

CONFERENCE FINISH: 6TH

HOME: 11-4 / AWAY: 0-11 / NEUTRAL: 0-0

HEAD COACH: MURRAY SATTERFIELD (5-8, 0-3 BSC) /  
BUS CONNOR (6-7, 5-7 BSC)

DATE	OPPONENT	LOC	W/L	SCORE	ATT
N30	North Dakota	H	W	92-79	3,129
D2	Idaho State	A	L	64-87	
D4	Portland State	H	W	70-61	2,200
D11	Eastern Montana	H	L	89-90	1,227
D14	Hardin-Simmons	H	W	78-50	2,254
D16	CSU East Bay	H	W	87-76	2,400
D20	Puget Sound	H	W	109-72	2,700
D22	Washington	A	L	61-98	3,050
D30	Idaho State *	H	L	73-82	3,200
J5	Gonzaga *	A	L	56-73	
J6	Idaho *	A	L	67-72	1,006
J12	Puget Sound	A	L	67-74	1,500
J13	Portland State	A	L	65-80	1,100
J18	Idaho State	H	W	64-63	3,000
J20	College of Great Falls	H	W	81-63	2,800
J25	Weber State *	A	L	69-81	
J27	Northern Arizona *	A	L	57-62	1,850
F2	Weber State *	H	L	60-91	2,000
F3	Northern Arizona *	H	W	91-75	1,500
F9	Montana *	H	W	74-69	1,500
F10	Montana State *	H	L	98-100	2,153
F15	Montana State *	A	L	77-93	3,100
F16	Montana *	A	L	63-78	2,555
F23	Gonzaga *	H	W	87-85 (OT)	1,800
F24	Idaho *	H	W	84-73	2,475
M3	Idaho State *	A	L	75-82	

\* - Big Sky Conference Game

## 1973-74 (12-14, 6-8 BIG SKY CONFERENCE)

CONFERENCE FINISH: 6TH

HOME: 8-4 / AWAY: 4-10 / NEUTRAL: 0-0

HEAD COACH: BUS CONNOR

DATE	OPPONENT	LOC	W/L	SCORE	ATT
D3	Doane College	H	W	89-70	3,200
D7	Howard Payne	A	L	64-72	900
D8	Hardin-Simmons	A	L	67-70	1,350
D12	Washington State	A	W	76-67	5,500
D15	Idaho State	A	L	65-73	
D21	Portland State	H	W	86-78	2,472
D28	Virginia Commonwealth	H	L	85-87	2,214
D29	Idaho State	H	W	57-53	2,899
J4	Montana State *	H	W	89-74	2,563
J5	Montana *	H	W	58-55	2,986
J10	Northern Arizona *	A	W	73-65	200
J12	Weber State *	A	L	49-66	
J17	Puget Sound	H	W	75-67	2,511
J25	Idaho State *	H	L	67-75	4,100
J28	Puget Sound	A	W	63-52	
F1	Northern Arizona *	H	W	69-61	2,879
F2	Weber State *	H	W	44-42	3,817
F8	Idaho *	A	L	63-71	
F9	Gonzaga *	A	W	73-66	
F15	Idaho *	H	L	51-53	4,003
F16	Gonzaga *	H	L	63-75	3,247
F19	Portland State	A	L	56-82	500
F22	Montana State *	A	L	68-70	
F23	Montana *	A	L	56-58	
M1	Idaho State *	A	L	66-86	
M2	Utah State	A	L	67-83	6,481

\* - Big Sky Conference Game

B  
O  
I  
S  
E  
  
S  
T  
A  
T  
E



# YEAR-BY-YEAR RESULTS

**1974-75 (13-13, 7-7 BIG SKY CONFERENCE)**  
 CONFERENCE FINISH: T-3RD  
 HOME: 9-3 / AWAY: 4-10 / NEUTRAL: 0-0  
 HEAD COACH: BUS CONNOR

DATE	OPPONENT	LOC	W/L	SCORE	ATT
D2	Utah State	H	W	96-87	3,113
D6	Washington	A	L	76-110	3,550
D7	Puget Sound	A	L	77-93	
D11	College of Great Falls	H	W	98-89	1,613
D14	Cal State Fullerton	A	W	97-91	550
D16	Northern Colorado	H	W	115-98	1,342
D20	Portland State	A	L	73-106	
D21	Chico State	H	W	69-66	1,415
D28	Colorado State	A	L	65-96	3,720
J3	Portland State	H	W	102-101 (OT)	2,876
J13	Utah State	A	L	87-102	7,719
J18	Idaho State *	H	W	68-64	4,500
J24	Gonzaga *	H	L	81-84	3,313
J25	Idaho *	H	W	83-78	
J31	Weber State *	H	W	81-76	3,217
F1	Northern Arizona *	H	L	85-86	3,651
F6	Weber State *	A	W	80-76	2,903
F8	Northern Arizona *	A	W	106-83	
F14	Montana *	H	L	66-81	4,009
F15	Montana State *	H	W	105-92	2,968
F21	Montana *	A	L	67-68	5,953
F22	Montana State *	A	L	71-81	
F24	Eastern Montana	A	L	67-69	
F28	Gonzaga *	A	W	78-77	
M1	Idaho *	A	L	67-74	3,350
M5	Idaho State *	A	L	73-101	

**1976-77 (10-16, 5-9 BIG SKY CONFERENCE)**  
 CONFERENCE FINISH: T-6TH  
 HOME: 9-4 / AWAY: 1-12 / NEUTRAL: 0-0  
 HEAD COACH: BUS CONNOR

DATE	OPPONENT	LOC	W/L	SCORE	ATT
N26	Seattle Pacific	A	L	80-84 (OT)	1,500
N27	Puget Sound	A	L	76-89	2,100
D1	Brigham Young	A	L	75-76	11,090
D2	Fresno State	H	L	68-74	2,671
D4	College of Great Falls	H	W	74-68	2,816
D7	Utah State	A	L	68-92	7,069
D16	San Diego State	A	L	68-79	2,014
D18	Northern Colorado	H	W	86-72	2,009
D23	Colorado State	H	W	60-52	2,911
D29	UC Irvine !	H	W	76-55	3,015
D30	Puget Sound !	H	W	76-74	3,115
J7	Gonzaga *	A	L	61-68	2,111
J8	Idaho *	A	W	79-70	1,697
J14	Idaho State *	A	L	60-73	5,160
J17	Oregon State	A	L	68-89	4,156
J22	Idaho State *	H	L	85-99	3,716
J28	Weber State *	H	L	57-66	3,470
J29	Northern Arizona *	H	L	84-88	2,711
F3	Weber State *	A	L	51-68	4,233
F5	Northern Arizona *	A	L	85-86	3,715
F11	Montana *	H	W	82-67	1,765
F12	Montana State *	H	W	85-82 (OT)	2,611
F18	Montana *	A	L	67-72	6,559
F19	Montana State *	A	L	73-87	1,493
F25	Gonzaga *	H	W	100-84	2,215
F26	Idaho *	H	W	61-60	3,111

**1978-79 (11-15, 6-8 BIG SKY CONFERENCE)**  
 CONFERENCE FINISH: T-6TH  
 HOME: 8-5 / AWAY: 3-10 / NEUTRAL: 0-0  
 HEAD COACH: BUS CONNOR

DATE	OPPONENT	LOC	W/L	SCORE	ATT
N24	UCLA (2)	A	L	59-79	11,058
N25	Utah	A	L	56-75	11,546
N27	UC Santa Barbara	A	L	66-78	2,100
D2	Cal State Fullerton	H	L	74-91	2,345
D4	Kansas (4)	A	L	68-82	14,300
D5	Midwestern State	A	L	66-76	2,300
D9	Utah State	A	L	75-84	7,055
D14	Augsburg College	H	W	65-57	1,311
D16	College of Great Falls	H	W	96-55	883
D18	Northern Colorado	H	W	84-68	704
D28	Cal State Los Angeles !	H	W	85-58	2,435
D29	Midwestern State !	H	W	86-67	2,700
J5	Northern Arizona *	H	W	62-51	2,316
J6	Weber State *	H	L	62-63	3,575
J15	Idaho State *	A	L	78-81	4,425
J19	Montana State *	A	L	75-77	5,237
J20	Montana *	A	L	50-61	8,128
J26	Gonzaga *	H	W	72-70 (OT)	2,890
J27	Idaho *	H	L	48-69	3,433
F1	Weber State *	A	W	70-63	7,021
F3	Northern Arizona *	A	L	73-75 (OT)	4,116
F8	Idaho State *	H	L	87-98	3,720
F16	Montana *	H	W	79-78 (OT)	1,624
F17	Montana State *	H	L	65-70	2,435
F23	Idaho *	A	W	95-80	4,500
F24	Gonzaga *	A	W	85-81 (OT)	4,500

\* - Big Sky Conference Game

! - Boise State Christmas Tournament (Boise, Idaho)  
 \* - Big Sky Conference Game

! - Bronco Invitational (Boise, Idaho)  
 \* - Big Sky Conference Game

**1975-76 (18-11, 9-5 BIG SKY CONFERENCE)**  
 CONFERENCE FINISH: T-1ST  
 HOME: 12-2 / AWAY: 5-8 / NEUTRAL: 1-1  
 HEAD COACH: BUS CONNOR  
**BIG SKY CONFERENCE TOURNAMENT CHAMPIONS**

DATE	OPPONENT	LOC	W/L	SCORE	ATT
N28	Eastern Montana	H	W	98-77	3,127
N29	Doane College	H	W	79-68	2,315
D3	Oregon	A	L	64-76	10,500
D5	UC Santa Barbara	A	L	60-81	2,500
D6	Fresno State	A	L	70-72 (OT)	2,488
D9	College of Great Falls	H	W	92-73	
D11	Kansas	A	L	56-61	7,850
D12	Arkansas	A	L	56-72	4,000
D18	Rocky Mountain	H	W	102-49	851
D19	Cal State Fullerton	H	W	80-74	2,217
J2	Seattle Pacific	H	W	95-74	2,312
J3	St. John's (Minn.)	H	W	97-71	3,211
J9	Montana State *	A	W	76-66	3,042
J10	Montana *	A	W	80-74	6,575
J17	Idaho State *	H	L	65-71	3,561
J24	Idaho State *	A	L	74-80	3,722
J30	Northern Arizona *	H	W	84-83	3,461
J31	Weber State *	H	L	87-97	3,797
F5	Northern Arizona *	A	L	83-85 (OT)	3,722
F7	Weber State *	A	W	71-69	4,480
F13	Idaho *	A	W	78-76	
F14	Gonzaga *	A	L	70-76	
F20	Idaho *	H	W	83-64	3,057
F21	Gonzaga *	H	W	89-65	3,101
F27	Montana State *	H	W	89-86	3,576
F28	Montana *	H	W	67-66	3,761
M5	Idaho State \$	N	W	93-81	4,411
M6	Weber State \$	A	W	77-70 (2 OT)	4,679
M13	UNLV ^	N	L	78-103	

\* - Big Sky Conference Game  
 \$ - Big Sky Conference Tournament (Ogden, Utah)  
 ^ - NCAA Tournament (Eugene, Ore.)

**1977-78 (13-14, 8-6 BIG SKY CONFERENCE)**  
 CONFERENCE FINISH: 4TH  
 HOME: 10-2 / AWAY: 2-12 / NEUTRAL: 1-0  
 HEAD COACH: BUS CONNOR

DATE	OPPONENT	LOC	W/L	SCORE	ATT
N25	College of Great Falls	H	W	102-81	2,836
D1	Colorado State	A	L	79-90	3,673
D3	Denver	A	L	69-101	483
D5	Northern Colorado	A	L	62-66	1,006
D9	UC Santa Barbara	H	W	91-77	2,106
D14	Chico State	H	W	92-54	1,503
D16	UC Irvine	A	L	64-66	525
D17	Cal State Fullerton	A	L	57-74	1,692
D21	Oregon State	H	W	76-65	3,213
D22	Nevada !	A	L	66-79	4,150
D23	TCU !	N	W	69-43	3,000
J6	Montana State *	H	W	86-84	2,675
J7	Montana *	H	W	77-59	3,376
J14	Idaho State *	A	L	82-88	4,122
J20	Idaho State *	H	L	67-84	3,672
J21	Utah State	H	L	73-80	3,211
J26	Northern Arizona *	A	W	61-56	2,963
J28	Weber State *	A	L	61-84	8,944
F3	Northern Arizona *	H	W	82-62	3,116
F4	Weber State *	H	W	75-70	3,674
F10	Idaho *	A	W	73-61	1,200
F11	Gonzaga *	A	L	64-77	2,757
F17	Idaho *	H	W	90-61	3,557
F18	Gonzaga *	H	W	80-69	3,601
F24	Montana State *	A	L	76-78	1,100
F25	Montana *	A	L	67-73	9,350
M3	Montana \$	A	L	61-70	9,100

! - Wolf Pack Classic (Reno, Nev.)  
 \* - Big Sky Conference Game  
 \$ - Big Sky Conference Tournament (Missoula, Mont.)

**1979-80 (10-16, 4-10 BIG SKY CONFERENCE)**  
 CONFERENCE FINISH: 8TH  
 HOME: 8-5 / AWAY: 2-11 / NEUTRAL: 0-0  
 HEAD COACH: BUS CONNOR

DATE	OPPONENT	LOC	W/L	SCORE	ATT
N30	Santa Clara	A	L	67-92	3,600
D1	College of Great Falls	H	W	92-73	2,831
D3	Doane College	H	W	95-75	2,150
D7	North Dakota State	H	W	92-73	2,850
D8	Cal State Dominguez Hills	H	W	75-73	2,756
D10	Eastern Washington	H	W	80-50	1,456
D13	Fresno State	A	L	52-81	5,583
D14	Saint Mary's	A	L	73-79	983
D19	Wyoming	A	L	53-72	2,328
D28	Portland State !	A	L	67-93	1,800
D29	Eastern Illinois !	A	L	72-77	1,500
J4	Weber State *	A	L	62-66 (OT)	9,903
J5	Idaho State *	A	L	52-65	4,425
J8	Portland State	H	W	75-62	2,052
J12	Idaho *	A	W	71-68 (OT)	3,200
J17	Montana *	H	L	59-64	3,150
J19	Montana State *	H	W	70-69	3,277
J24	Nevada *	A	W	60-59	3,260
J26	Northern Arizona *	A	L	77-92	7,053
J31	Idaho State *	H	L	46-47	3,451
F2	Weber State * (15)	H	L	73-79 (OT)	3,850
F9	Idaho *	H	L	69-81	3,800
F14	Montana State *	A	L	85-92	3,749
F16	Montana *	A	L	62-83	6,514
F21	Northern Arizona *	H	L	65-74	1,280
F23	Nevada *	H	W	78-74	2,026

! - Puget Sound Tournament  
 \* - Big Sky Conference Game

# BASKETBALL

# YEAR-BY-YEAR RESULTS

## 1980-81 (7-19, 4-10 BIG SKY CONFERENCE)

CONFERENCE FINISH: 7TH  
HOME: 4-10 / AWAY: 3-9 / NEUTRAL: 0-0  
HEAD COACH: DAVE LEACH

DATE	OPPONENT	LOC	W/L	SCORE	ATT
N29	Santa Clara	H	L	87-100	3,055
D4	Puget Sound	H	L	54-73	1,755
D6	Fresno State	H	L	40-65	1,520
D9	College of Great Falls	H	W	92-77	1,000
D11	Wyoming	H	L	51-76	2,076
D13	Oregon	A	L	67-99	9,143
D14	Portland State	A	L	65-71	300
D20	Pacific	A	L	64-81	2,168
D22	Cal Poly	A	W	40-38	378
J3	Lewis-Clark State	H	L	73-76	2,500
J8	Idaho State *	H	L	63-64	2,952
J10	Weber State *	H	L	66-82	2,513
J13	Eastern Washington	A	L	66-68	869
J17	Idaho *	H	L	45-57	3,682
J23	Montana State *	A	L	70-96	3,699
J24	Montana *	A	L	40-47	7,187
J29	Northern Arizona *	H	W	64-56	1,150
J31	Nevada *	H	W	57-55	2,195
F6	Weber State *	A	W	44-39	5,371
F7	Idaho State *	A	L	63-67	3,839
F11	Portland State	H	W	76-74	1,850
F14	Idaho *	A	L	64-70	5,900
F19	Montana *	H	L	57-60	2,200
F21	Montana State *	H	L	90-93 (2 OT)	2,950
F23	Nevada *	A	L	69-82	3,377
F28	Northern Arizona *	A	W	92-78	1,978

\* - Big Sky Conference Game

## 1981-82 (11-15, 6-8 BIG SKY CONFERENCE)

CONFERENCE FINISH: T-4TH  
HOME: 9-6 / AWAY: 2-9 / NEUTRAL: 0-0  
HEAD COACH: DAVE LEACH

DATE	OPPONENT	LOC	W/L	SCORE	ATT
N27	Western Michigan	A	L	67-68	9,832
N28	Central Michigan	A	L	72-73 (2 OT)	10,000
D1	Doane College	H	W	89-75	2,382
D3	UC Irvine	A	L	72-84	1,403
D4	San Diego	A	L	61-75	1,332
D11	Lewis-Clark State	H	W	102-77	1,812
D12	Northwest Nazarene	H	W	98-71	2,139
D14	U.S. International	H	W	92-69	1,400
D18	Saint Mary's	H	L	34-77	2,520
D19	Gonzaga	H	L	58-59	2,383
D30	Long Beach State	H	L	73-85	2,612
J2	Cal Poly	H	W	71-51	2,530
J7	Northern Arizona *	A	W	77-72	3,000
J9	Nevada *	A	L	75-83	5,547
J15	Weber State *	H	W	76-75	3,460
J16	Idaho State *	H	W	92-88 (OT)	3,762
J22	Montana *	A	L	75-86	6,730
J23	Montana State *	A	L	64-88	3,535
J30	Idaho * (11)	A	L	75-92	9,200
F5	Nevada *	H	L	61-92	3,549
F6	Northern Arizona *	H	W	64-52	2,829
F12	Idaho State *	A	W	71-68 (OT)	2,472
F13	Weber State *	A	L	66-77	7,101
F18	Montana State *	H	W	73-63	3,028
F20	Montana *	H	L	69-70	3,672
F27	Idaho * (9)	H	L	77-83	3,946

\* - Big Sky Conference Game

## 1982-83 (10-17, 5-9 BIG SKY CONFERENCE)

CONFERENCE FINISH: 6TH  
HOME: 8-8 / AWAY: 2-9 / NEUTRAL: 0-0  
HEAD COACH: DAVE LEACH

DATE	OPPONENT	LOC	W/L	SCORE	ATT
N26	Long Beach State	A	L	73-86	1,443
N29	Michigan State	H	L	59-71	5,100
D2	Pacific	H	L	56-57	2,530
D4	Southern Utah	H	W	75-62	1,800
D9	Gonzaga	A	L	62-68	1,187
D11	Portland	A	L	55-68	1,123
D13	Fresno State	A	L	49-65	6,104
D17	UC San Diego	H	W	81-68	1,450
D18	Brigham Young	H	L	67-68	4,482
D20	Eastern Washington	H	W	84-75	1,400
D22	Lamar	H	L	59-76	2,252
D30	Western Oregon	H	W	77-60	3,257
J6	U.S. International	H	W	101-72	2,665
J13	Nevada *	A	L	70-85	3,836
J15	Northern Arizona *	A	W	75-72	3,885
J20	Idaho State *	H	L	59-77	3,507
J22	Weber State *	H	L	68-76	3,467
J27	Montana State *	A	W	57-55	2,164
F1	Montana *	A	L	61-71 (OT)	7,949
F4	Idaho *	H	L	56-67	10,145
F13	Montana State *	H	W	78-63	2,205
F14	Montana *	H	W	62-59	3,101
F17	Northern Arizona *	H	W	68-62	2,430
F19	Nevada *	H	L	83-84	4,509
F24	Weber State *	A	L	63-70	8,208
F26	Idaho State *	A	L	72-81	4,032
M5	Idaho *	A	L	70-86	8,000

\* - Big Sky Conference Game

## 1983-84 (15-13, 6-8 BIG SKY CONFERENCE)

CONFERENCE FINISH: T-5TH  
HOME: 12-3 / AWAY: 2-7 / NEUTRAL: 1-3  
HEAD COACH: BOBBY DYE

DATE	OPPONENT	LOC	W/L	SCORE	ATT
N26	St. Martins	H	W	85-58	2,583
D1	Portland	H	L	56-59 (OT)	2,461
D3	Gonzaga	H	W	72-54	4,236
D8	Wyoming	H	W	66-52	4,867
D10	Fresno State (20)	H	W	60-52	6,657
D17	Chicago State	H	W	95-86 (OT)	5,519
D21	BYU-Hawaii	H	W	92-68	4,617
D23	Brigham Young	A	L	54-66	17,102
D27	Oregon State ! (19)	N	L	42-61	9,212
D29	Portland !	N	L	48-49 (OT)	2,410
D30	Robert Morris !	N	W	68-65	2,210
J7	Eastern Washington	H	W	92-69	7,013
J12	Montana *	A	L	52-62	7,000
J14	Montana State *	A	W	64-56	5,007
J19	Eastern Washington	A	W	64-56	989
J21	Idaho *	A	L	57-61	5,600
J26	Nevada *	H	W	81-69 (2 OT)	5,178
J28	Northern Arizona *	H	L	66-71	6,684
F2	Idaho State *	A	L	81-85	2,370
F4	Weber State *	A	L	55-56	10,017
F9	Montana State *	H	W	75-53	5,418
F11	Montana *	H	W	75-71	9,846
F18	Idaho *	H	W	74-57	10,227
F23	Northern Arizona *	A	L	69-70	2,388
F25	Nevada *	A	L	50-52	4,785
M1	Weber State *	H	L	47-49	6,596
M3	Idaho State *	H	W	65-62	7,865
M6	Montana State \$	N	L	64-65	3,785

! - Far West Classic (Portland, Ore.)

\* - Big Sky Conference Game

\$ - Big Sky Conference / Coors Light Tournament (Ogden, Utah)

## 1984-85 (15-14, 5-9 BIG SKY CONFERENCE)

CONFERENCE FINISH: T-6TH  
HOME: 11-7 / AWAY: 4-7 / NEUTRAL: 0-0  
HEAD COACH: BOBBY DYE

DATE	OPPONENT	LOC	W/L	SCORE	ATT
D1	Eastern Washington	A	W	54-49	1,274
D3	Gonzaga	A	L	54-55	1,023
D6	Doane College	H	W	71-54	3,794
D8	Chicago State	H	L	59-74	5,127
D15	Oregon State	H	L	59-74	7,768
D17	College of Notre Dame	H	W	67-44	2,532
D20	Washington (7)	A	L	53-79	2,871
D22	Wyoming	A	W	57-55	4,745
D28	Northwest Nazarene !	H	W	82-74	4,250
D29	Idaho State !	H	W	69-54	4,852
J3	College of Great Falls	H	W	68-55	2,269
J5	Eastern Washington	H	W	68-57	5,270
J11	Montana *	H	L	51-61	6,258
J12	Montana State *	H	L	77-83	4,863
J19	Idaho *	H	W	76-68	6,675
J24	Nevada *	A	L	57-87	4,800
J26	Northern Arizona *	A	L	63-87	6,138
F1	Idaho State *	H	L	71-73	5,461
F2	Weber State *	H	W	63-60	4,237
F8	Montana State *	A	L	65-68	3,377
F9	Montana *	A	L	49-65	7,656
F13	U.S. International	H	W	93-42	1,559
F16	Idaho *	A	W	74-72	2,900
F22	Northern Arizona *	H	W	72-55	3,219
F23	Nevada *	H	L	74-76	6,843
M1	Weber State *	A	W	71-69	9,023
M2	Idaho State *	A	L	75-78	3,580
M7	Montana \$	H	W	67-54	7,889
M8	Nevada \$	H	L	67-79	9,155

! - Gem State Classic (Boise, Idaho)

\* - Big Sky Conference Game

\$ - Big Sky Conference / Coors Light Tournament (Boise, Idaho)

## 1985-86 (12-16, 6-8 BIG SKY CONFERENCE)

CONFERENCE FINISH: T-6TH  
HOME: 11-5 / AWAY: 1-10 / NEUTRAL: 0-1  
HEAD COACH: BOBBY DYE

DATE	OPPONENT	LOC	W/L	SCORE	ATT
N22	Lewis-Clark State !	H	L	56-69	3,125
N23	Idaho State !	H	W	58-56	3,225
N27	Eastern Washington	A	L	60-66	373
N30	Metro State	H	W	71-60	1,545
D6	Mesa State	H	W	91-71	2,952
D9	Washington	H	L	55-74	4,155
D12	Oregon State	A	L	58-60 (OT)	7,049
D14	UC Irvine	A	L	74-87	1,067
D20	UT Arlington #	H	W	71-64	2,564
D21	Chicago State #	H	L	59-63	3,302
J2	Portland	A	L	62-64	1,008
J4	Eastern Washington	H	W	68-56	4,139
J10	Idaho State *	A	L	49-72	3,595
J11	Weber State *	A	L	39-45	9,177
J18	Idaho *	A	W	61-55	2,100
J24	Montana State *	H	W	73-70	4,059
J25	Montana *	H	L	61-75	6,124
J30	Northern Arizona *	A	L	42-78	3,735
F1	Nevada *	A	L	60-66	3,500
F7	Weber State *	H	W	67-64	3,736
F8	Idaho State *	H	W	73-68	4,679
F12	U.S. International	H	W	106-82	1,587
F15	Idaho *	H	L	58-61	5,850
F21	Montana *	A	L	76-91	7,110
F22	Montana State *	A	L	65-95	5,722
F28	Nevada *	H	W	81-63	3,898
M1	Northern Arizona *	H	W	58-52	4,160
M6	Weber State \$	N	L	76-69	3,500

! - Real Dairy Classic (Boise, Idaho)

# - Albertsons Holiday Classic (Boise, Idaho)

\* - Big Sky Conference Game

\$ - Big Sky Conference / Coors Light Tournament (Reno, Nev.)

**BOISE STATE**

# YEAR-BY-YEAR RESULTS

## 1986-87 (22-8, 10-4 BIG SKY CONFERENCE)

CONFERENCE FINISH: 2ND  
 HOME: 16-1 / AWAY: 6-6 / NEUTRAL: 0-1  
 HEAD COACH: BOBBY DYE

## 1988-89 (23-7, 13-3 BIG SKY CONFERENCE)

CONFERENCE FINISH: T-1ST  
 HOME: 14-3 / AWAY: 9-4 / NEUTRAL: 0-0  
 HEAD COACH: BOBBY DYE

## 1990-91 (18-11, 10-6 BIG SKY CONFERENCE)

CONFERENCE FINISH: 4TH  
 HOME: 12-4 / AWAY: 6-7 / NEUTRAL: 0-0  
 HEAD COACH: BOBBY DYE

DATE	OPPONENT	LOC	W/L	SCORE	ATT
N28	College of Idaho!	H	W	99-82	6,120
N29	Idaho State!	H	W	70-45	6,131
D4	San Diego	A	L	52-54	1,200
D6	U.S. International	A	W	89-83 (OT)	152
D13	Southern Utah	H	W	85-59	3,422
D16	UC Irvine	H	W	80-71	4,129
D19	Texas State #	H	W	82-53	4,602
D20	San Diego #	H	W	71-56	6,057
D23	Portland	H	W	73-60	4,042
D30	Gonzaga	A	L	76-77	1,312
D31	Eastern Washington	A	W	71-53	215
J3	Eastern Montana	H	W	78-55	5,159
J8	Idaho State*	H	W	75-63	5,979
J10	Weber State*	H	W	81-58	8,457
J17	Idaho*	H	L	50-60	12,225
J22	Montana State*	A	L	69-80	6,865
J24	Montana*	A	L	63-75	7,493
J29	Northern Arizona*	H	W	67-45	4,613
J31	Nevada*	H	W	85-60	7,923
F5	Weber State*	A	W	76-56	7,226
F7	Idaho State*	A	W	55-50	4,287
F11	Eastern Washington	H	W	70-45	4,767
F14	Idaho*	A	W	62-44	5,600
F19	Montana*	H	W	86-52	8,241
F21	Montana State*	H	W	71-59	11,882
F26	Nevada*	A	L	69-74	3,750
F28	Northern Arizona*	A	W	83-81 (OT)	3,021
M5	Idaho State \$	N	L	77-78	3,423
M11	Utah +	H	W	62-61	10,003
M16	Washington +	A	L	68-73	4,480

! - Real Dairy Classic (Boise, Idaho)  
 # - Albertsons Holiday Classic (Boise, Idaho)  
 \* - Big Sky Conference Game  
 \$ - Big Sky Conference / Coors Light Tournament (Flagstaff, Ariz.)  
 + - National Invitation Tournament (NIT)

## 1987-88 (24-6, 13-3 BIG SKY CONFERENCE)

CONFERENCE FINISH: 1ST  
 HOME: 14-2 / AWAY: 9-3 / NEUTRAL: 1-1  
 HEAD COACH: BOBBY DYE  
**BIG SKY CONFERENCE TOURNAMENT CHAMPIONS**

## 1989-90 (12-15, 7-9 BIG SKY CONFERENCE)

CONFERENCE FINISH: 7TH  
 HOME: 11-5 / AWAY: 1-10 / NEUTRAL: 0-0  
 HEAD COACH: BOBBY DYE

## 1991-92 (16-13, 7-9 BIG SKY CONFERENCE)

CONFERENCE FINISH: 5TH  
 HOME: 13-4 / AWAY: 3-8 / NEUTRAL: 0-1  
 HEAD COACH: BOBBY DYE

DATE	OPPONENT	LOC	W/L	SCORE	ATT
N27	Lewis-Clark State!	H	W	80-42	7,183
N28	Idaho State!	H	W	62-49	9,047
D5	Puget Sound	H	W	64-60	6,135
D7	Saint Mary's	A	W	61-52 (OT)	1,000
D12	San Diego	H	W	70-54	6,804
D19	Gonzaga	H	W	89-49	6,170
D22	Wyoming (5)	H	L	55-59	12,265
D29	Sam Houston State #	H	W	73-66	6,749
D30	Saint Mary's #	H	W	56-48	7,870
J2	Portland	A	W	75-68 (2 OT)	1,003
J7	Montana State*	A	W	68-51	7,848
J9	Montana*	A	W	76-61	8,672
J14	Weber State*	H	W	73-56	8,872
J15	Idaho*	H	W	47-44	12,158
J21	Northern Arizona*	H	W	70-48	8,717
J23	Idaho State*	A	W	65-59	5,284
J28	Nevada*	A	W	70-57	5,880
J31	Northern Arizona*	A	L	64-66	1,749
F5	Montana State*	H	L	70-71	10,636
F6	Montana*	H	W	74-51	10,983
F11	Idaho*	A	W	68-58	6,500
F13	Eastern Washington*	A	W	89-62	774
F18	Weber State*	A	L	56-60	4,576
F20	Idaho State*	H	W	63-50	11,852
F25	Eastern Washington*	H	W	92-52	7,929
F27	Nevada*	H	W	89-61	12,231
M4	Wyoming (17)	A	L	50-56	13,158
M11	Idaho State \$	N	W	87-56	9,027
M12	Montana State \$	A	W	63-61	9,027
M17	Michigan ^ (10)	N	L	58-63	11,957

! - Real Dairy Classic (Boise, Idaho)  
 # - Albertsons Holiday Classic (Boise, Idaho)  
 \* - Big Sky Conference Game  
 \$ - Big Sky Conference / Coors Light Tournament (Bozeman, Mont.)  
 ^ - NCAA Tournament (Salt Lake City, Utah)

DATE	OPPONENT	LOC	W/L	SCORE	ATT
N24	Lewis-Clark State!	H	W	66-61	9,436
N25	Idaho State!	H	L	47-72	9,712
N28	Utah State!	A	L	45-54	5,289
D1	Santa Clara	A	L	38-69	1,500
D4	Saint Mary's	H	W	52-44	5,263
D8	San Jose State	H	W	61-57	6,136
D10	Gonzaga	H	W	54-52	7,216
D16	Wisconsin-Green Bay	H	L	39-69	7,977
D22	Oregon State (21)	A	L	42-76	8,289
D28	Brooklyn College #	H	W	90-76	9,066
D30	Kent State #	H	L	49-63	9,259
J4	Idaho* ESPN	H	L	61-79	6,671
J6	Eastern Washington*	A	L	55-87	2,119
J12	Idaho State*	A	W	54-52	3,450
J13	Nevada*	H	L	53-59	8,074
J18	Montana*	H	W	46-44	6,479
J20	Montana State*	H	W	58-49	9,862
J25	Nevada*	A	L	58-66	4,531
J27	Northern Arizona*	A	L	61-68	2,552
F1	Eastern Washington*	H	W	69-59	7,209
F3	Weber State*	H	W	48-46	10,124
F14	Idaho*	A	L	55-74	7,100
F16	Idaho State*	H	W	75-61	9,107
F22	Montana State*	A	L	62-69	6,274
F24	Montana*	A	L	43-61	7,123
M1	Northern Arizona*	H	W	67-39	10,267
M3	Weber State*	A	L	74-77 (OT)	5,456

! - Real Dairy Classic (Boise, Idaho)  
 # - Albertsons Holiday Classic (Boise, Idaho)  
 \* - Big Sky Conference Game

DATE	OPPONENT	LOC	W/L	SCORE	ATT
N23	Valparaiso!	H	W	70-53	8,857
N24	Idaho State!	H	W	75-63	9,615
N27	Gonzaga	A	W	56-53	1,245
D1	Wisconsin-Green Bay	A	L	59-67	5,174
D8	Utah State	H	W	89-77	7,785
D15	Pepperdine	H	W	66-56	9,322
D18	San Francisco	A	L	61-70	1,340
D19	Saint Mary's	A	L	54-65	1,075
D28	Monmouth College #	H	W	58-40	7,929
D29	Georgia Southern #	H	W	68-65	9,353
J2	Montana State*	A	L	78-85	5,677
J5	Montana*	A	L	56-66	6,733
J9	Idaho State*	A	L	61-71	4,318
J12	Eastern Washington*	H	W	80-69	8,844
J16	Nevada*	H	L	72-75 (OT)	7,178
J19	Northern Arizona*	H	W	93-75	8,313
J23	Idaho*	A	L	50-60	6,500
J25	Eastern Washington*	A	W	76-72	1,674
J31	Montana*	H	W	72-53	8,239
F2	Weber State*	H	L	65-76	9,417
F8	Cal State Northridge	A	W	64-48	1,197
F14	Idaho State*	H	W	75-65	8,884
F16	Montana State*	H	W	74-63	10,043
F20	Nevada*	A	W	53-48	5,028
F22	Northern Arizona*	A	W	73-61	1,104
F28	Idaho*	H	W	80-66	12,329
M1	Weber State*	A	W	80-63	5,039
M6	Idaho State \$	H	L	69-74	4,205
M13	Southern Illinois +	H	L	74-75	8,577

! - Real Dairy Classic (Boise, Idaho)  
 # - Albertsons Holiday Classic (Boise, Idaho)  
 \* - Big Sky Conference Game  
 \$ - Big Sky Conference / Coors Light Tournament (Missoula, Mont.)  
 + - National Invitation Tournament (NIT)

DATE	OPPONENT	LOC	W/L	SCORE	ATT
N20	Colorado State!	H	L	67-80	8,103
N25	Wyoming	A	L	60-78	7,018
N30	Pepperdine	A	L	48-70	2,632
D6	Sacramento State #	H	W	87-60	7,693
D7	Stephen F. Austin #	H	W	63-55	8,327
D10	San Francisco	H	W	71-65	5,811
D13	Cal State Northridge	H	W	66-45	5,781
D18	Saint Mary's	H	W	54-50	5,774
D20	UC San Diego	H	W	82-70	6,373
D23	San Jose State	A	W	80-68	719
D27	Air Force %	H	W	77-68	8,405
D28	Western Michigan %	H	W	80-64	8,157
J2	Northern Arizona*	A	L	59-64	2,116
J4	Nevada*	A	L	68-74	5,222
J11	Idaho*	A	L	61-76	6,231
J16	Weber State*	H	L	83-89	7,226
J18	Idaho State*	H	W	82-69	7,854
J23	Montana State*	A	L	56-60	7,033
J25	Montana*	A	L	48-53	8,825
F1	Eastern Washington*	H	W	60-54	7,619
F6	Nevada*	H	L	74-78	7,118
F8	Northern Arizona*	H	W	82-77	6,507
F15	Idaho*	H	W	74-68	10,843
F20	Idaho State*	A	W	74-72	3,840
F22	Weber State*	A	L	60-62	7,362
F27	Montana*	H	L	58-71	8,029
F29	Montana State*	H	W	90-75	8,488
M5	Eastern Washington*	A	W	73-59	1,820
M12	Idaho \$	N	L	56-75	5,628

! - Preseason NIT  
 # - Real Dairy Classic (Boise, Idaho)  
 % - Albertsons Holiday Classic (Boise, Idaho)  
 \* - Big Sky Conference Game  
 \$ - Big Sky Conference / Coors Light Tournament (Missoula, Mont.)

# BASKETBALL

# YEAR-BY-YEAR RESULTS

## 1992-93 (21-8, 10-4 BIG SKY CONFERENCE)

CONFERENCE FINISH: T-2ND

HOME: 13-2 / AWAY: 6-5 / NEUTRAL: 2-1

HEAD COACH: BOBBY DYE

BIG SKY CONFERENCE TOURNAMENT CHAMPIONS

DATE	OPPONENT	LOC	W/L	SCORE	ATT
D1	Seattle Pacific	H	W	79-63	6,120
D4	Washington !	A	L	63-73	2,731
D5	Murray State !	N	W	94-82	2,274
D12	Wyoming	H	W	70-50	8,485
D18	Elizabeth City State #	H	W	99-70	6,433
D19	Georgia State #	H	W	75-64	7,642
D21	Pepperdine	H	L	88-92 (OT)	7,562
D29	George Mason &	H	W	83-76	7,471
D30	Southern Utah &	H	W	75-69	8,009
J4	Saint Mary's	A	L	61-68	1,328
J6	Sacramento State	A	W	83-69	551
J14	Northern Arizona *	A	L	72-78	1,293
J16	Weber State *	A	W	68-67	5,809
J19	Cal State Northridge	H	W	79-64	7,134
J23	Idaho State *	A	L	62-66	4,876
J29	Montana State *	H	W	72-52	7,516
J30	Montana *	H	W	75-66	8,933
F5	Eastern Washington *	A	W	76-66	1,922
F6	Idaho *	A	L	99-107 (2 OT)	6,800
F11	Weber State *	H	W	92-75	7,871
F13	Northern Arizona *	H	W	58-45	7,674
F19	Idaho State *	H	W	81-72	9,333
F26	Montana *	A	W	59-56	8,290
F27	Montana State *	A	W	68-60	5,611
M5	Idaho *	H	L	52-67	12,649
M6	Eastern Washington *	H	W	85-81	6,388
M12	Weber State \$	N	W	69-63	4,800
M13	Idaho \$	A	W	80-68	4,800
M18	Vanderbilt ^ (8)	N	L	72-92	11,389

! - US Cellular Air Time Tournament (Seattle, Wash.)

# - Real Dairy Classic (Boise, Idaho)

% - Albertsons Holiday Classic (Boise, Idaho)

\* - Big Sky Conference Game

\$ - Big Sky Conference / Coors Light Tournament (Moscow, Idaho)

^ - NCAA Tournament (Salt Lake City, Utah)

## 1993-94 (17-13, 7-7 BIG SKY CONFERENCE)

CONFERENCE FINISH: 5TH

HOME: 15-3 / AWAY: 1-8 / NEUTRAL: 1-2

HEAD COACH: BOBBY DYE

BIG SKY CONFERENCE TOURNAMENT CHAMPIONS

DATE	OPPONENT	LOC	W/L	SCORE	ATT
N26	Siena !	H	W	82-80	6,430
N27	Illinois-Chicago !	H	W	94-84	8,669
D4	Southwestern Louisiana	A	L	57-61	4,841
D7	Humboldt State	H	W	96-53	5,140
D10	Rutgers #	N	L	50-71	13,176
D12	Cleveland State #	N	W	53-44	13,176
D22	Adams State	H	L	68-75	6,426
D29	Slippery Rock &	H	W	78-62	6,219
D30	Southwestern Louisiana &	H	L	80-83 (OT)	7,195
J3	Rice	A	L	56-79	2,205
J9	Saint Mary's	H	W	69-68	6,643
J13	Northern Arizona *	H	L	62-74	6,451
J15	Weber State *	H	W	73-67	7,012
J21	Idaho State *	A	L	77-79	7,138
J24	Sacramento State	H	W	83-76	5,361
J28	Montana State *	A	L	72-74	7,107
J29	Montana *	A	L	68-72	6,716
F4	Eastern Washington *	H	W	67-51	5,870
F5	Idaho *	H	W	67-64	10,817
F10	Weber State *	A	L	68-79	4,040
F12	Northern Arizona *	A	L	76-84	2,522
F18	Idaho State *	H	W	77-61	7,726
F25	Montana *	H	W	66-60	6,335
F26	Montana State *	H	W	94-69	7,593
M4	Idaho *	A	L	56-59	5,710
M6	Eastern Washington *	A	W	83-65	1,384
M10	Montana State \$	H	W	75-57	7,544
M11	Weber State \$	H	W	84-72	8,445
M12	Idaho State \$	H	W	85-81	9,166
M18	Louisville ^ (10)	N	L	58-67	16,477

! - Real Dairy Classic (Boise, Idaho)

# - Delta Bearcat Classic (Cincinnati, Ohio)

& - Albertsons Holiday Classic (Boise, Idaho)

\* - Big Sky Conference Game

\$ - Big Sky Conference / West One Bank Tournament (Boise, Idaho)

^ - NCAA Tournament (Sacramento, Calif.)

## 1994-95 (17-10, 7-7 BIG SKY CONFERENCE)

CONFERENCE FINISH: T-4TH

HOME: 10-4 / AWAY: 6-5 / NEUTRAL: 1-1

HEAD COACH: BOBBY DYE

DATE	OPPONENT	LOC	W/L	SCORE	ATT
N25	Utah State	H	W	81-68	7,985
D2	Saint Mary's !	N	W	80-56	5,137
D3	Colorado State !	A	L	75-89	5,201
D7	Nevada	A	W	69-51	5,021
D10	Pepperdine	H	W	74-53	6,321
D12	Cal Poly	A	W	66-35	628
D21	San Jose State	H	W	70-61	6,446
D29	Bucknell #	H	W	78-64	6,210
D30	Davidson #	H	W	78-64	7,043
J2	Utah State	A	L	61-66	7,077
J7	Rice	H	W	87-74	8,862
J13	Eastern Washington *	A	W	76-56	1,564
J14	Idaho *	A	W	79-74	3,220
J19	Weber State *	H	L	61-65	7,312
J20	Northern Arizona *	H	W	84-80 (OT)	8,026
J27	Montana *	A	W	74-66	6,160
J28	Montana State *	A	L	57-68	7,727
J31	Cal Poly	H	W	77-68	4,903
F4	Idaho State *	A	L	68-78	8,721
F10	Idaho *	H	W	68-64	10,613
F11	Eastern Washington *	H	L	66-72	7,774
F16	Northern Arizona *	A	W	69-58	1,132
F18	Weber State *	A	L	68-72	9,280
F24	Montana *	H	L	63-76	9,088
F25	Montana State *	H	L	63-89	6,843
M3	Idaho State *	H	W	81-75	9,838
M9	Idaho State \$	N	L	63-65	4,395

! - Bank One-Foothills Dodge Ram Classic (Fort Collins, Colo.)

# - Albertsons Holiday Classic (Boise, Idaho)

\* - Big Sky Conference Game

\$ - Big Sky Conference Tournament (Ogden, Utah)

## 1996-97 (14-13, 9-7 BIG WEST CONFERENCE)

CONFERENCE FINISH: 4TH (EAST DIVISION)

HOME: 9-4 / AWAY: 5-7 / NEUTRAL: 0-2

HEAD COACH: ROD JENSEN

DATE	OPPONENT	LOC	W/L	SCORE	ATT
N23	Washington State	A	L	69-74	1,999
N30	Pepperdine	H	W	65-52	6,749
D2	Idaho State	A	L	70-75	4,521
D7	Weber State	A	L	80-84 (OT)	4,518
D13	Brigham Young !	A	W	65-58	20,398
D14	Saint Mary's !	N	L	57-58	3,418
D19	Oregon	H	L	58-61	5,872
D27	Campbell #	H	W	72-41	5,870
D28	Gonzaga #	H	W	73-64	6,755
J6	Long Beach State *	A	W	78-53	2,933
J9	Utah State *	H	L	60-73 (OT)	8,443
J11	Nevada *	H	L	58-64	7,856
J16	Eastern Michigan	H	W	73-61	6,596
J18	Idaho *	A	W	62-57	5,564
J23	North Texas *	A	W	71-55	2,783
J25	New Mexico State *	A	L	54-68	6,827
J30	UC Irvine *	H	W	67-46	6,112
F1	Cal State Fullerton *	H	W	86-65	7,884
F6	Cal Poly *	A	W	73-66	2,916
F8	UC Santa Barbara *	A	L	57-60	2,378
F13	New Mexico State *	H	W	83-71	6,455
F15	North Texas *	H	W	66-54	8,819
F20	Nevada *	A	L	66-76	5,682
F22	Utah State *	A	L	41-58	9,078
F27	Pacific *	H	L	53-63	8,814
M2	Idaho *	H	W	73-53	8,702
M7	Pacific \$	N	L	52-68	3,449

! - BYU Cougar Classic (Provo, Utah)

# - Albertsons Holiday Classic (Boise, Idaho)

\* - Big West Conference Game

\$ - Big West Conference Tournament (Reno, Nev.)

## 1995-96 (15-13, 10-4 BIG SKY CONFERENCE)

CONFERENCE FINISH: T-2ND

HOME: 9-4 / AWAY: 5-6 / NEUTRAL: 1-3

HEAD COACH: ROD JENSEN

DATE	OPPONENT	LOC	W/L	SCORE	ATT
N25	Brigham Young	A	L	71-86	15,951
D1	Princeton !	N	L	41-61	9,871
D2	Maine !	N	L	45-62	9,874
D7	Colorado-Colorado Springs	H	W	78-64	4,149
D9	Nevada	H	W	81-76	5,647
D12	Southern Utah	H	L	64-71	4,915
D20	Oregon	A	L	54-65	5,738
D22	Lewis-Clark State	H	L	53-67	4,311
D29	Tennessee Tech #	H	W	66-65	4,487
D30	Portland #	H	L	49-70	5,523
J3	Gonzaga	A	L	68-83	1,610
J6	Pepperdine	A	W	61-58	2,873
J12	Eastern Washington *	H	W	73-49	6,604
J13	Idaho *	H	W	76-72 (OT)	9,287
J18	Weber State *	A	L	67-75	5,377
J20	Northern Arizona *	A	W	65-60 (OT)	1,769
J26	Montana *	H	W	69-59	7,552
J27	Montana State *	H	W	69-61	8,662
F3	Idaho State *	A	W	71-51	4,936
F9	Idaho *	A	W	57-53	4,127
F10	Eastern Washington *	A	W	70-65 (OT)	1,334
F15	Northern Arizona *	H	W	68-45	6,813
F17	Weber State *	H	L	62-64	10,868
F23	Montana State *	A	L	65-76	7,207
F24	Montana *	A	L	61-76	7,525
M1	Idaho State *	H	W	65-62	9,578
M7	Idaho State \$	N	W	66-54	5,827
M8	Weber State \$	N	L	70-77	7,357

! - Coors Light Classic (Fresno, Calif.)

# - Albertsons Holiday Classic (Boise, Idaho)

\* - Big Sky Conference Game

\$ - Big Sky Conference Tournament (Bozeman, Mont.)

## 1997-98 (17-13, 9-7 BIG WEST CONFERENCE)

CONFERENCE FINISH: T-3RD (EAST DIVISION)

HOME: 13-0 / AWAY: 3-11 / NEUTRAL: 1-2

HEAD COACH: ROD JENSEN

DATE	OPPONENT	LOC	W/L	SCORE	ATT
N21	Northwest Nazarene	H	W	75-70	6,194
N25	Washington	A	L	68-78	3,727
N29	Weber State	H	W	83-60	6,628
D3	Idaho State	A	W	85-68	4,172
D6	Brigham Young	H	W	83-67	8,304
D10	Idaho State	H	W	86-51	5,077
D13	Washington State	H	W	79-72	6,436
D20	Pepperdine	A	L	61-65	1,457
D22	UCLA (11)	A	L	75-81	8,500
D28	Kent State !	N	W	76-66	300
D29	Hawai'i !	A	W	73-63	1,250
D30	Oregon State !	N	L	60-71	400
J3	Gonzaga	A	L	70-83	3,311
J7	Cal Poly *	H	W	90-73	5,873
J9	UC Santa Barbara *	H	W	89-68	6,461
J15	UC Irvine *	A	L	63-65	1,514
J17	Cal State Fullerton *	A	W	76-74	1,178
J22	Utah State *	A	L	41-70	6,432
J24	Nevada *	A	L	76-85	7,702
J27	Long Beach State *	H	W	84-60	5,975
J31	Idaho *	A	L	67-72	4,317
F3	New Mexico State *	H	W	71-59	6,230
F5	North Texas *	H	W	83-79	6,672
F12	New Mexico State *	A	L	52-73	5,145
F14	North Texas *	A	L	66-71	1,806
F19	Nevada *	H	W	77-67	5,538
F21	Utah State *	H	W	57-49	10,401
F26	Pacific *	A	L	51-65	5,352
M3	Idaho *	H	W	72-58	11,735
M6	Cal State Fullerton \$	N	L	82-89	2,147

! - Hilo Holiday Shootout (Hilo, Hawaii)

\* - Big West Conference Game

\$ - Big West Conference Tournament (Reno, Nev.)

BOISE STATE

# YEAR-BY-YEAR RESULTS

**1998-99 (21-8, 12-4 BIG WEST CONFERENCE)**  
 CONFERENCE FINISH: T-1ST (EAST DIVISION)  
 HOME: 9-3 / AWAY: 9-4 / NEUTRAL: 3-1  
 HEAD COACH: ROD JENSEN

DATE	OPPONENT	LOC	W/L	SCORE	ATT
N17	Northwest Nazarene	H	W	76-50	4,578
N21	Loyola Marymount	A	W	93-86	548
N25	Eastern Michigan	A	W	54-53	1,649
N27	Idaho State	H	W	70-44	7,243
D1	Weber State	A	L	61-69	4,001
D4	Washington (15)	H	W	69-61	8,702
D11	Indiana! (11)	A	L	66-90	13,825
D12	Grambling!	N	W	68-56	2,057
D22	Idaho State	A	W	61-60	2,247
J3	Gonzaga	A	L	58-68	8,470
J7	Cal Poly*	A	W	87-75	3,032
J9	UC Santa Barbara*	A	W	77-64	2,019
J15	UC Irvine*	H	W	73-61	6,442
J17	Cal State Fullerton*	H	W	67-66	7,492
J22	Utah State*	H	L	52-58	7,790
J24	Nevada*	H	W	77-52	7,868
J28	Long Beach State*	A	W	61-57	2,479
J31	Idaho*	H	L	72-75	11,345
F4	North Texas*	A	W	78-71	1,568
F6	New Mexico State*	A	W	67-48	9,241
F11	North Texas*	H	W	67-55	6,192
F13	New Mexico State*	H	W	70-48	9,321
F18	Nevada*	A	W	60-48	6,161
F20	Utah State*	A	L	62-63	9,734
F24	Pacific*	H	W	65-51	10,414
F28	Idaho*	A	L	59-64	7,323
M4	Cal State Fullerton \$	N	W	77-60	2,000
M5	Long Beach State \$	N	W	71-58	3,660
M6	New Mexico State \$	N	L	69-79	2,941

! - Indiana Classic (Bloomington, Ind.)  
 \* - Big West Conference Game  
 \$ - Big West Conference Tournament (Reno, Nev.)

**2000-01 (17-14, 8-8 BIG WEST CONFERENCE)**  
 CONFERENCE FINISH: T-5TH  
 HOME: 10-2 / AWAY: 6-9 / NEUTRAL: 1-3  
 HEAD COACH: ROD JENSEN

DATE	OPPONENT	LOC	W/L	SCORE	ATT
N18	Cincinnati (17)	A	L	61-73	12,681
N20	Kansas (4)	A	L	61-101	15,600
N24	College of Idaho	H	W	96-76	7,688
N30	Portland State	A	W	81-66	452
D2	Portland	A	W	76-69 (OT)	929
D6	Idaho State	A	W	69-60	3,142
D9	Gonzaga	H	W	94-69	8,879
D16	Weber State	A	L	80-88 (OT)	6,011
D19	San Francisco	H	W	65-58	7,953
D21	Brigham Young!	N	L	67-83	2,105
D22	Troy State!	N	L	42-61	250
D23	BYU-Hawaii!	A	W	63-62	113
D28	San Diego	H	W	59-56	8,638
J4	UC Santa Barbara*	A	L	75-81	1,320
J6	Cal Poly*	A	W	83-79	2,475
J11	Pacific*	H	L	73-79	7,680
J13	Long Beach State*	H	W	79-77 (OT)	7,969
J18	UC Irvine*	A	L	71-76	2,492
J20	Utah State*	A	L	64-82	9,607
J25	Idaho*	H	W	80-59	9,151
J31	Cal State Fullerton*	A	W	84-76	712
F8	Cal State Fullerton*	H	W	75-55	7,405
F10	UC Irvine*	H	L	87-89 (OT)	8,327
F14	Long Beach State*	A	L	62-80	1,460
F17	Idaho*	A	L	67-70	5,184
F22	Pacific*	A	L	53-63	3,504
F24	Utah State*	H	W	78-77 (OT)	9,792
M1	Cal Poly*	H	W	84-69	9,211
M3	UC Santa Barbara*	H	W	65-59	8,678
M8	Long Beach State \$	N	W	95-70	1,000
M9	Utah State \$	N	L	48-67	2,500

! - Pearl Harbor Classic (Laie, Hawaii)  
 \* - Big West Conference Game  
 \$ - Big West Conference Tournament (Anaheim, Calif.)

**2002-03 (13-16, 7-11 WAC)**  
 CONFERENCE FINISH: 8TH  
 HOME: 9-7 / AWAY: 4-8 / NEUTRAL: 0-1  
 HEAD COACH: GREG GRAHAM

DATE	OPPONENT	LOC	W/L	SCORE	ATT
N18	Eastern Illinois!	H	L	59-73	3,892
N26	Idaho State	H	W	74-71 (OT)	3,316
N30	Idaho	H	W	75-67	5,638
D4	College of Idaho	H	W	52-50	3,205
D7	Southern Utah	A	W	73-71	2,916
D9	Wyoming	A	L	61-74	9,191
D14	Idaho	A	W	75-70	4,248
D18	Eastern Washington	H	L	59-65	3,062
D21	Portland State	H	W	59-51	3,178
D23	Weber State	H	L	65-66	3,457
J2	San Jose State*	H	W	58-56	3,525
J4	Hawaii*	H	W	65-63 (OT)	3,911
J9	Fresno State*	A	L	54-61	9,944
J11	Nevada*	A	L	61-71	6,028
J16	Rice*	H	L	65-74	4,082
J18	Tulsa*	H	W	78-74	4,925
J25	UTEP*	A	L	78-85 (OT)	6,090
J30	Louisiana Tech*	A	L	76-79	2,421
F1	SMU*	A	W	88-85 (OT)	3,251
F6	Nevada*	H	L	64-67	4,440
F8	Fresno State*	H	L	62-59	5,930
F13	Tulsa*	A	L	55-71	8,021
F15	Rice*	A	L	62-72	2,033
F22	UTEP*	H	W	69-52	4,031
F27	SMU*	H	L	58-66	3,762
M1	Louisiana Tech*	H	W	74-51	5,910
M6	Hawaii*	A	L	65-68	6,490
M8	San Jose State*	A	W	65-47	1,674
M13	SMU*	N	L	58-65	3,127

! - Pre-season NIT  
 \* - Western Athletic Conference Game  
 \$ - Western Athletic Conference Tournament (Tulsa, Okla.)

**1999-2000 (12-15, 6-10 BIG WEST)**  
 CONFERENCE FINISH: T-3RD (EAST DIVISION)  
 HOME: 7-7 / AWAY: 5-8 / NEUTRAL: 0-0  
 HEAD COACH: ROD JENSEN

DATE	OPPONENT	LOC	W/L	SCORE	ATT
N20	Northern Arizona	A	L	53-60	1,121
N23	Idaho State	H	W	64-56	4,673
N27	Loyola Marymount	H	W	70-50	5,414
D1	Gonzaga (25)	A	L	55-71	3,871
D4	Weber State	H	W	71-46	6,169
D11	Northern Arizona	H	W	58-48	5,680
D21	Southern Utah	A	W	70-57	1,712
D23	Washington	A	L	57-72	5,389
D30	Cincinnati (3)	H	L	46-78	11,518
J3	Portland	H	W	67-55	3,575
J7	San Francisco	A	L	54-55	4,201
J13	Pacific*	H	L	52-53	7,958
J15	Long Beach State*	H	L	56-68	8,466
J20	Cal State Fullerton*	A	L	52-54	575
J22	UC Irvine*	A	W	53-52	3,156
J27	Utah State*	H	L	68-75	8,774
J29	Nevada*	H	L	57-69	8,354
F3	Idaho*	A	L	71-73	4,183
F5	Cal Poly*	A	W	71-68	2,944
F10	North Texas*	A	W	83-63	2,416
F13	New Mexico State*	A	W	66-65	6,616
F17	North Texas*	H	W	90-80	9,107
F19	New Mexico State*	H	L	66-70 (OT)	9,203
F24	Idaho*	H	W	59-51	9,511
F26	UC Santa Barbara*	H	L	50-54	8,890
M2	Nevada*	A	L	59-62	5,769
M4	Utah State*	A	L	62-74	10,270

\* - Big West Conference Game

**2001-02 (13-17, 6-12 WAC)**  
 CONFERENCE FINISH: 7TH  
 HOME: 9-6 / AWAY: 3-11 / NEUTRAL: 1-0  
 HEAD COACH: ROD JENSEN

DATE	OPPONENT	LOC	W/L	SCORE	ATT
N17	Portland State	H	L	53-60	3,005
N20	Utah	A	L	49-64	11,522
N24	Idaho	H	W	68-59	4,957
N29	Eastern Washington	A	L	42-47	1,879
D1	Idaho	A	W	70-44	3,543
D5	Lewis-Clark State	H	W	76-64	2,587
D8	San Diego	A	L	59-85	1,391
D12	Wyoming	H	W	77-74	3,968
D15	Southern Utah	H	W	67-49	3,681
D18	Northern Arizona	H	W	55-44	3,114
D28	SMU*	A	L	67-80	2,198
D30	Louisiana Tech*	A	L	36-59	1,103
J3	San Jose State*	H	W	61-52	3,783
J5	Hawaii*	H	L	62-64	6,806
J10	Rice*	A	W	62-59	1,517
J12	Tulsa*	A	L	60-80	8,229
J17	Fresno State*	H	L	56-72	6,639
J19	Nevada*	H	L	64-73	4,810
J26	UTEP*	A	L	51-72	7,173
J31	Hawaii*	A	L	56-67	7,138
F2	San Jose State*	A	L	51-62	2,106
F7	Tulsa*	H	L	56-70	3,468
F9	Rice*	H	W	78-62	4,099
F14	Nevada*	A	L	86-94	5,297
F16	Fresno State*	A	W	61-58	10,220
F23	UTEP*	H	W	81-72	5,021
F28	Louisiana Tech*	H	L	67-80	3,535
M2	SMU*	H	W	80-63	5,372
M5	UTEP \$	N	W	73-72 (OT)	4,092
M7	Tulsa \$	A	L	53-72	7,760

\* - Western Athletic Conference Game  
 \$ - Western Athletic Conference Tournament (Tulsa, Okla.)

**2003-04 (23-10, 12-6 WAC)**  
 CONFERENCE FINISH: T-3RD  
 HOME: 13-4 / AWAY: 10-5 / NEUTRAL: 0-1  
 HEAD COACH: GREG GRAHAM

DATE	OPPONENT	LOC	W/L	SCORE	ATT
N21	Portland	A	W	76-66	1,210
N24	Utah Valley	H	W	80-68	3,291
N29	Eastern Oregon	H	W	113-67	3,385
D2	Brigham Young	H	L	69-75	6,908
D6	Idaho	A	W	81-69	4,417
D10	Idaho State	A	W	87-78	2,243
D13	Idaho	H	W	79-64	5,508
D16	Portland State	H	W	75-74 (OT)	3,394
D20	Oregon State	A	W	82-80	3,471
D28	Portland	H	L	72-77	4,240
J3	UTEP*	A	W	98-94	12,000
J8	Rice*	A	L	61-81	1,639
J10	Tulsa*	A	L	57-58	6,909
J15	Fresno State*	H	L	61-78	5,940
J17	Nevada*	H	W	79-75	5,290
J22	San Jose State*	A	W	70-54	1,170
J24	Hawaii*	A	L	58-64	8,962
J29	Louisiana Tech*	H	L	66-68	4,878
J31	SMU*	H	W	61-59	4,641
F5	Tulsa*	H	W	73-62	3,656
F7	Rice*	H	W	80-69	6,001
F12	Nevada*	A	L	78-92	7,342
F14	Fresno State*	A	W	55-44	13,889
F18	Hawaii*	H	W	74-57	5,033
F21	San Jose State*	H	W	72-51	4,595
F26	SMU*	A	W	89-50	2,108
F28	Louisiana Tech*	A	W	72-64	2,173
M6	UTEP*	H	W	59-45	9,550
M11	Fresno State \$	A	W	71-54	7,636
M12	UTEP \$	N	L	73-85	5,651
M17	UNLV +	H	W	84-69	9,381
M20	Wisconsin-Milwaukee + ^H	W	W	73-70	10,153
M23	Marquette +	A	L	53-66	11,386

\* - Western Athletic Conference Game  
 \$ - Western Athletic Conference Tournament (Fresno, Calif.)  
 + - National Invitation Tournament (NIT)  
 ^ - Game Played at Idaho Center



# YEAR-BY-YEAR RESULTS

## 2004-05 (16-18, 6-12 WAC)

CONFERENCE FINISH: 8TH  
HOME: 11-7 / AWAY: 3-10 / NEUTRAL: 2-1  
HEAD COACH: GREG GRAHAM

DATE	OPPONENT	LOC	W/L	SCORE	ATT
N19	Idaho !	H	W	76-66	5,211
N20	Henderson State !	H	W	54-52	2,837
N21	Southeastern Louisiana !	H	L	48-56	2,177
N24	Portland State	H	W	63-51	3,271
N27	Utah Valley	A	L	55-74	615
D4	Idaho	A	W	70-67	2,805
D8	Brigham Young	A	L	77-90	8,619
D15	Eastern Washington	H	W	78-67	2,525
D18	Oregon State	H	L	79-90	4,943
D21	Elon	H	W	83-67	3,360
D28	Idaho State	H	L	59-64	4,077
J1	UTEP *	H	L	77-91	2,527
J6	Tulsa *	H	W	72-71	3,177
J8	Rice *	H	L	75-87	4,544
J13	Fresno State *	A	L	82-89	11,219
J15	Nevada *	A	L	66-84	8,185
J20	San Jose State *	H	W	72-62	3,481
J22	Hawaii *	H	W	80-76	4,303
J27	Louisiana Tech *	A	L	60-93	2,927
J29	SMU *	A	L	69-78	3,624
F3	Rice *	A	L	52-68	1,835
F5	Tulsa *	A	L	63-76	5,989
F10	Nevada *	H	L	57-67	3,842
F12	Fresno State *	H	W	82-68	3,619
F16	Hawaii *	A	L	67-81	6,394
F19	Weber State	H	W	80-66	3,493
F21	San Jose State *	A	W	72-69	1,183
F25	SMU *	H	L	62-80	4,315
F27	Louisiana Tech *	H	W	79-75	3,388
M5	UTEP *	A	L	64-78	12,000
M8	Tulsa \$	N	W	83-73	2,546
M10	Nevada \$ (24)	A	W	73-72	7,427
M11	Fresno State \$	N	W	86-85	3,547
M12	UTEP \$	N	L	78-91	4,178

! - Boise State Invitational (Boise, Idaho)

\* - Western Athletic Conference Game

\$ - Western Athletic Conference Tournament (Reno, Nev.)

## 2005-06 (14-15, 6-10 WAC)

CONFERENCE FINISH: 7TH  
HOME: 10-5 / AWAY: 3-9 / NEUTRAL: 1-1  
HEAD COACH: GREG GRAHAM

DATE	OPPONENT	LOC	W/L	SCORE	ATT
N18	Montana	H	W	90-69	6,293
N21	Weber State	H	L	61-66	3,075
N27	Montana State-Northern	H	W	82-46	2,045
D1	Idaho State	A	L	79-88	2,388
D3	Weber State	A	W	74-66	3,332
D7	Brigham Young	A	L	77-80	8,347
D11	Sacramento State	H	W	70-61	2,476
D17	Utah Valley	H	W	79-62	2,505
D21	Arizona State !	A	L	49-64	5,280
D22	San Francisco !	N	W	69-58	5,766
D29	Eastern Washington	H	W	76-72	4,161
J5	Louisiana Tech *	H	L	72-75	3,391
J7	New Mexico State *	H	W	73-63	3,624
J12	Utah State *	A	L	69-75	8,573
J14	Nevada *	A	L	67-81	8,757
J19	San Jose State *	H	W	68-65	3,715
J23	Hawaii *	A	L	61-72	6,409
J26	Nevada *	H	L	79-82	4,563
J28	Idaho *	A	W	82-68	2,716
F1	San Jose State *	A	W	77-75	1,424
F4	Fresno State *	H	W	66-63	4,002
F8	Louisiana Tech *	A	L	71-81	2,698
F11	Hawaii *	H	L	64-73	4,140
F15	New Mexico State *	A	L	68-73	4,715
F18	Cal State Northridge	H	W	82-71	3,352
F23	Utah State *	H	L	62-64	3,932
F27	Fresno State *	A	L	79-81	10,914
M4	Idaho *	H	W	85-80 (2OT)	4,006
M9	Louisiana Tech \$	N	L	64-75	6,011

! - Arizona State University Holiday Classic (Tempe, Ariz.)

\* - Western Athletic Conference Game

\$ - Western Athletic Conference Tournament (Reno, Nev.)

## 2006-07 (17-14, 8-8 WAC)

CONFERENCE FINISH: T-5TH  
HOME: 13-2 / AWAY: 3-12 / NEUTRAL: 1-0  
HEAD COACH: GREG GRAHAM

DATE	OPPONENT	LOC	W/L	SCORE	ATT
N11	Wyoming	A	L	79-94	5,297
N18	Southern Utah	A	L	77-68	3,327
N20	Colorado State	A	L	50-67	3,080
N25	Washington State	A	L	63-65	3,128
N29	Brigham Young	H	W	72-68	5,505
D3	Montana	A	L	58-62	3,203
D6	Montana State	H	W	94-69	2,641
D9	Cal State Northridge	A	W	84-75	1,054
D16	Sacramento State	H	W	99-66	3,638
D19	Loyola Marymount	A	L	82-84 (OT)	1,501
D30	Idaho State	H	W	54-45	2,403
J4	Utah State *	H	W	77-66	3,346
J8	Nevada * (21)	A	L	86-90	7,355
J11	Louisiana Tech *	H	W	82-56	3,010
J13	New Mexico State *	H	L	69-73	4,363
J18	Utah State *	A	L	79-80	8,307
J20	Hawaii *	H	W	73-62	10,190
J25	Fresno State *	H	W	65-61	5,727
J27	Idaho *	A	W	75-57	3,084
J31	New Mexico State *	A	L	68-78	7,581
F3	Louisiana Tech *	A	L	76-84	1,310
F7	Idaho *	H	W	86-63	4,034
F10	San Jose State *	A	W	65-64	2,046
F13	Western Montana	H	W	101-65	1,195
F16	Albany	H	W	83-82	4,300
F22	San Jose State *	H	W	83-64	3,196
F24	Nevada * (11)	H	L	81-95	9,014
M1	Fresno State *	A	L	77-78	12,259
M3	Hawaii *	A	L	75-92	8,384
M8	Fresno State \$	N	W	78-73	11,532
M9	New Mexico State \$	A	L	69-88	11,553

\* - Western Athletic Conference Game

\$ - Western Athletic Conference Tournament (Las Cruces, N.M.)

## 2008-09 (19-13, 9-7 WAC)

CONFERENCE FINISH: T-3RD  
HOME: 13-3 / AWAY: 6-9 / NEUTRAL: 0-1  
HEAD COACH: GREG GRAHAM

DATE	OPPONENT	LOC	W/L	SCORE	ATT
N14	Pacific	H	W	100-68	2,942
N17	Siena	A	L	52-82	6,626
N22	Idaho State	H	W	92-84 (2 OT)	2,124
N24	Montana State	H	W	74-61	2,052
N29	Southern Utah	H	W	62-59	2,809
D3	Wyoming	H	W	86-85	3,067
D6	Colorado State	H	W	85-76	3,810
D10	Brigham Young	A	L	56-94	10,506
D13	San Francisco	H	L	76-79	2,836
D20	Cal State Bakersfield	A	W	66-62	1,649
D22	San Diego	A	W	75-72	2,864
D29	Eastern Washington	H	W	57-48	3,069
J3	Hawaii *	A	W	70-58	6,437
J8	San Jose State *	H	W	84-64	2,093
J10	Hawaii *	H	W	54-49	5,089
J15	Nevada *	A	L	63-77	7,225
J17	Utah State *	A	L	65-79	10,270
J22	New Mexico State *	H	W	87-84	3,079
J24	Louisiana Tech *	H	W	58-53	4,390
J29	Idaho *	A	L	59-63	4,731
F1	Houston Baptist	A	W	85-64	1,403
F7	San Jose State *	A	W	89-83	2,281
F9	Fresno State *	A	L	82-88	9,086
F14	Utah State * (21)	H	W	66-56	7,587
F18	Idaho *	H	L	54-56	10,246
F21	Portland State	A	L	81-93	1,500
F28	Louisiana Tech *	A	L	62-76	3,955
M2	New Mexico State *	A	W	104-92	7,252
M5	Fresno State *	H	W	79-65	3,923
M7	Nevada *	H	L	60-69	6,569
M12	New Mexico State \$	N	L	70-80	2,586
M18	Stanford %	A	L	76-96	1,243

\* - Western Athletic Conference Game

\$ - Western Athletic Conference Tournament (Las Cruces, N.M.)

% - College Basketball Invitational (CBI)

## 2007-08 (25-9, 12-4 WAC)

CONFERENCE FINISH: T-1ST  
HOME: 11-5 / AWAY: 12-3 / NEUTRAL: 2-1  
HEAD COACH: GREG GRAHAM  
WAC TOURNAMENT CHAMPIONS

DATE	OPPONENT	LOC	W/L	SCORE	ATT
N9	Utah Valley	H	W	73-72 (OT)	4,550
N13	Washington State (9)	H	L	74-86	6,718
N16	Montana State	A	L	84-86	4,866
N21	Montana State	H	W	107-53	1,821
N24	Southern Utah	A	W	75-73 (OT)	1,818
N28	San Diego	H	W	77-71	2,944
D1	San Francisco	A	W	91-81	1,331
D5	Idaho State	A	W	93-61	2,883
D8	Loyola Marymount	H	L	74-76	5,236
D13	Utah Valley	A	W	87-77	2,332
D22	Albany	A	W	74-68	3,214
D29	Brigham Young (20)	H	W	73-70	8,779
J2	San Jose State *	H	W	78-63	3,984
J5	Idaho *	A	W	95-84	1,249
J10	New Mexico State *	H	L	73-76	7,054
J12	Louisiana Tech *	H	W	81-66	4,709
J17	Utah State *	A	L	78-82	10,116
J19	Nevada *	A	W	95-80	8,609
J24	Hawaii *	H	W	95-80	4,896
J28	Fresno State *	A	W	90-89 (OT)	10,399
F2	Idaho *	H	W	78-64	8,492
F7	Louisiana Tech *	A	W	73-61	1,139
F9	New Mexico State *	A	L	80-99	6,443
F14	Nevada *	H	W	77-68	5,244
F16	Fresno State *	H	W	84-72	5,268
F20	Cal State Bakersfield	H	W	81-56	3,220
F23	Siena	H	L	70-93	5,982
F28	San Jose State *	A	W	74-68	2,247
M1	Hawaii *	A	W	78-71	7,243
M6	Utah State *	H	L	69-88	10,352
M13	Hawaii \$	N	W	80-74	4,628
M14	Utah State \$	N	W	88-78	9,893
M15	New Mexico State \$	A	W	107-102 (3 OT)	10,921
M21	Louisville ^ (13)	N	L	61-79	14,315

\* - Western Athletic Conference Game

\$ - Western Athletic Conference Tournament (Las Cruces, N.M.)

^ - NCAA Tournament (Birmingham, Ala.)

## 2009-10 (15-17, 5-11 WAC)

CONFERENCE FINISH: 8TH  
HOME: 9-7 / AWAY: 4-9 / NEUTRAL: 2-1  
HEAD COACH: GREG GRAHAM

DATE	OPPONENT	LOC	W/L	SCORE	ATT
N13	Loyola Marymount !	N	W	90-87	3,176
N14	Montana !	A	L	82-95	3,135
N15	North Dakota !	N	W	75-60	2,551
N21	Wyoming	A	L	61-87	5,298
N24	Eastern Washington	A	W	82-69	1,412
N28	North Texas	H	W	79-73	2,650
D5	Illinois	A	L	77-84	15,903
D9	Idaho State	A	W	79-67	2,679
D12	San Diego	H	L	56-59	2,359
D19	Houston Baptist	H	W	96-59	2,417
D21	Portland State	H	W	69-62	2,418
D23	Montana State	H	W	58-56	3,008
D29	Northwest Nazarene	H	W	76-58	2,138
J2	Fresno State *	A	L	68-71	7,983
J4	Hawaii *	A	L	68-76	5,119
J9	New Mexico State *	H	L	85-88	3,896
J11	Louisiana Tech *	H	L	64-79	2,186
J14	San Jose State *	A	L	74-76	1,382
J16	Utah State *	A	L	59-81	9,769
J20	Nevada *	H	L	82-88	2,833
J25	Idaho *	A	W	77-67 (OT)	4,104
J30	Fresno State *	H	W	65-49	5,019
F6	Idaho *	H	L	55-79	7,734
F11	Utah State *	H	L	67-72	3,064
F13	Nevada *	A	L	80-88 (OT)	7,598
F17	Cal State Bakersfield	H	W	81-62	2,027
F20	UC Davis	H	L	74-82	1,906
F25	Louisiana Tech *	A	W	72-59	1,976
F27	New Mexico State *	A	L	92-95	6,691
M4	Hawaii *	H	W	82-63	2,183
M6	San Jose State *	H	W	85-56	3,142
M11	Utah State \$	N	L	60-84	3,195

! - Karl Tyler Classic (Missoula, Mont.)

\* - Western Athletic Conference Game

\$ - Western Athletic Conference Tournament (Reno, Nev.)

# BOISE STATE

# YEAR-BY-YEAR RESULTS

# BASKETBALL

## 2010-11 (22-13, 10-6 WAC)

CONFERENCE FINISH: 2ND

HOME: 12-4 / AWAY: 9-8 / NEUTRAL: 1-1

HEAD COACH: LEON RICE

## 2012-13 (21-11, 9-7 MW)

CONFERENCE FINISH: T-4th

HOME: 14-1 / AWAY: 5-8 / NEUTRAL: 2-2

HEAD COACH: LEON RICE

DATE	OPPONENT	LOC	W/L	SCORE	ATT
N13	Western State	H	W	78-52	2,447
N19	San Diego	A	W	65-60	2,711
N21	UC Davis	A	W	67-47	1,012
N24	Eastern Washington	H	W	83-54	2,959
N27	Denver	H	W	65-52	2,337
N29	Northern Illinois	A	W	80-51	694
D5	Long Beach State	H	L	66-69	4,547
D8	UNLV ! (20)	A	L	72-75	8,320
D12	Drake	A	L	69-72	3,467
D17	Utah	A	L	84-86	7,732
D19	Texas-Pan American	H	W	91-62	1,503
D22	Portland	A	L	79-88	2,729
D29	Louisiana Tech *	H	W	71-60	4,084
D31	New Mexico State *	H	W	81-78	3,145
J6	San Jose State *	A	W	102-101 (4 OT)	1,684
J8	Hawaii *	A	W	79-55	6,451
J13	Utah State *	H	L	59-68	8,825
J15	Nevada *	H	L	67-69	6,473
J22	Idaho *	A	W	70-67	5,016
J27	New Mexico State *	A	L	87-96 (OT)	5,622
J29	Louisiana Tech *	A	L	60-70	1,856
F3	Hawaii *	H	L	66-73	3,418
F5	Utah State * (22)	A	L	49-77	10,270
F10	Fresno State *	H	W	75-61	3,497
F12	Idaho *	H	W	69-63	12,193
F19	UC Santa Barbara	A	W	78-76 (OT)	2,789
F24	Fresno State *	A	W	70-56	7,086
F26	Nevada *	A	W	72-66	5,018
M2	Cal State Bakersfield	H	W	95-59	3,191
M5	San Jose State *	H	W	66-51	6,286
M11	New Mexico State \$	N	W	81-63	2,985
M12	Utah State \$ (23)	N	L	69-77	4,372
M15	Austin Peay %	H	W	83-80	2,684
M21	Evansville %	H	W	75-69	5,913
M23	Oregon %	A	L	71-79	6,157

! - Played at Orleans Arena (Las Vegas, Nev.)

\* - Western Athletic Conference Game

\$ - Western Athletic Conference Tournament  
(Orleans Arena; Las Vegas, Nev.)

% - College Basketball Invitational (CBI)

DATE	OPPONENT	LOC	W/L	SCORE	ATT
N11	Texas Southern	H	W	81-63	1,950
N13	Oakland	H	W	88-80	2,616
N18	Louisiana	H	W	63-57	2,882
N20	Michigan State (15)	A	L	70-74	14,797
N24	UC Santa Barbara	H	W	72-56	3,300
N28	Creighton (11)	A	W	83-70	16,364
D2	Seattle	A	W	87-64	2,182
D5	Utah	A	L	55-76	7,896
D14	LSU	H	W	89-70	11,210
D20	Idaho &	N	W	78-68	5,548
D23	New Orleans !	N	W	67-51	732
D30	Corban	H	W	105-49	3,785
J2	UT Arlington	A	W	64-46	1,107
J5	Walla Walla	H	W	106-39	5,033
J9	Wyoming *	A	W	63-61	6,416
J16	New Mexico * (19)	H	L	74-79 (OT)	10,420
J19	Air Force *	A	L	80-91	3,029
J23	Fresno State *	H	W	74-67	4,862
J26	Nevada *	A	L	59-75	6,821
J30	Colorado State *	A	L	57-77	6,059
F2	UNLV *	H	W	77-72	9,356
F6	San Diego State *	A	L	62-63	12,414
F9	Wyoming *	H	W	68-61	8,127
F16	New Mexico * (19)	A	L	50-60	15,411
F20	Air Force *	H	W	77-65	4,953
F23	Fresno State *	A	W	72-63	8,267
F27	Nevada *	H	W	73-47	5,717
M2	Colorado State *	H	W	78-65	11,238
M5	UNLV *	A	L	64-68	15,295
M9	San Diego State *	H	W	69-65	10,455
M13	San Diego State \$	N	L	67-73	13,297
M20	La Salle ^	N	L	71-80	12,218

& - Played at CenturyLink Arena (Boise, Idaho)

! - Played at Orleans Arena (Las Vegas, Nev.)

\* - Mountain West Game

\$ - Mountain West Tournament

(Thomas & Mack Center; Las Vegas, Nev.)

^ - NCAA Tournament

## 2011-12 (13-17, 3-11 MW)

CONFERENCE FINISH: T-7th

HOME: 11-5 / AWAY: 1-11 / NEUTRAL: 1-1

HEAD COACH: LEON RICE

DATE	OPPONENT	LOC	W/L	SCORE	ATT
N11	Colorado Christian	H	W	95-33	3,302
N16	Utah	H	W	80-59	4,676
N19	Cal State Northridge	H	W	103-61	2,446
N22	Long Beach State	A	L	62-72	3,866
N26	Northern Illinois	H	W	71-57	3,019
N30	Drake	H	W	108-64	3,235
D3	Indiana State #	H	W	74-65	5,342
D5	Idaho State	H	W	79-55	3,337
D7	Portland	H	W	92-70	2,460
D10	LSU	A	L	45-64	7,398
D17	Denver	A	L	62-79	2,335
D19	Fresno State	H	W	70-63	3,702
D22	Iowa	A	L	72-81	13,122
D31	Idaho !	N	W	76-73	7,540
J2	Fresno State	A	L	59-72	5,924
J14	Air Force *	H	L	59-74	7,875
J17	Colorado State *	A	L	55-66	4,753
J21	TCU *	A	L	52-54	4,995
J25	UNLV * (12)	H	L	72-77 (OT)	6,024
J28	Wyoming *	H	L	64-75	4,052
F1	San Diego State * (17)	A	L	56-58	12,414
F4	New Mexico *	H	L	49-65	4,159
F11	Air Force *	A	W	72-61	2,126
F15	Colorado State *	H	W	70-69	3,312
F18	TCU *	H	W	65-64	6,785
F22	UNLV * (21)	A	L	58-75	14,409
F25	Wyoming *	A	L	54-64	6,281
F29	San Diego State * (21)	H	L	53-66	6,145
M3	New Mexico *	A	L	61-76	15,411
M8	San Diego State \$ (18)	N	L	62-65	8,601

# - Mountain West/Missouri Valley Challenge

! - Played at Idaho Center (Nampa, Idaho)

\* - Mountain West Game

\$ - Mountain West Tournament


(Thomas & Mack Center; Las Vegas, Nev.)



# POSTSEASON HISTORY

Idaho  
Central  
CREDIT UNION





# TEAM POSTSEASON GAME RECORDS

YEAR	DATE	OPPONENT	LOCATION	W/L	SCORE	TOURNAMENT
1976	M13	UNLV	Eugene, Ore.	L	78-103	NCAA
1987	M11	Utah	Boise, Idaho	W	62-61	NIT
1987	M16	Washington	Seattle, Wash.	L	68-73	NIT
1988	M17	Michigan	Salt Lake City, Utah	L	58-63	NCAA
1989	M17	Oklahoma State	Stillwater, Okla.	L	55-69	NIT
1991	M13	Southern Illinois	Boise, Idaho	L	74-75	NIT
1993	M18	Vanderbilt	Salt Lake City, Utah	L	72-92	NCAA
1994	M18	Louisville	Sacramento, Calif.	L	58-67	NCAA
2004	M17	UNLV	Boise, Idaho	W	84-69	NIT
2004	M20	Wisconsin-Milwaukee	Nampa, Idaho	W	73-70	NIT
2004	M23	Marquette	Milwaukee, Wis.	L	53-66	NIT
2008	M21	Louisville	Birmingham, Ala.	L	61-79	NCAA
2009	M18	Stanford	Stanford, Calif.	L	76-96	CBI
2011	M15	Austin Peay	Boise, Idaho	W	83-80	CBI
2011	M21	Evansville	Boise, Idaho	W	75-69	CBI
2011	M23	Oregon	Eugene, Ore.	L	71-79	CBI
2013	M20	La Salle	Dayton, Ohio	L	71-80	NCAA

## POINTS

1.	84	UNLV	March 17, 2004
2.	83	Austin Peay	March 15, 2011
3.	78	UNLV	March 13, 1976
4.	76	Stanford	March 18, 2009
5.	75	Evansville	March 21, 2011

## POINTS ALLOWED

1.	61	Utah	March 11, 1987
2.	63	Michigan	March 17, 1988
3.	66	Marquette	March 23, 2004
4.	67	Louisville	March 18, 1994
5.	69	Oklahoma State	March 17, 1989
	69	UNLV	March 17, 2004
	69	Evansville	March 21, 2011

## WIDEST MARGIN OF VICTORY

1.	+15 (84-69)	UNLV	March 17, 2004
2.	+6 (75-69)	Evansville	March 21, 2011
3.	+3 (73-70)	Wisconsin-Milwaukee	March 20, 2004
	+3 (83-80)	Austin Peay	March 15, 2011
5.	+1 (62-61)	Utah	March 11, 1987

## LARGEST MARGIN OF DEFEAT

1.	-25 (103-78)	UNLV	March 13, 1976
2.	-20 (92-72)	Vanderbilt	March 18, 1993
	-20 (96-76)	Stanford	March 18, 2009
4.	-18 (79-61)	Louisville	March 21, 2008
5.	-14 (69-55)	Oklahoma State	March 17, 1989

## FIELD GOAL PERCENTAGE

1.	.651 (28-43)	Southern Illinois	March 13, 1991
2.	.542 (26-48)	Washington	March 16, 1987
3.	.512 (22-43)	Evansville	March 21, 2011
4.	.509 (28-55)	UNLV	March 13, 1976
5.	.500 (33-66)	Stanford	March 18, 2009
	.500 (20-40)	Oklahoma State	March 17, 1989

## FIELD GOAL PERCENTAGE DEFENSE

1.	.377 (20-53)	Marquette	March 23, 2004
2.	.386 (27-70)	Wisconsin-Milwaukee	March 20, 2004
3.	.403 (27-67)	UNLV	March 17, 2004
4.	.443 (27-61)	Southern Illinois	March 13, 1991
5.	.468 (22-47)	Evansville	March 21, 2011

## 3-POINTERS MADE

1.	10	Oregon	March 23, 2011
2.	9	Louisville	March 18, 1994
3.	7	Oklahoma State	March 17, 1989
	7	Austin Peay	March 15, 2011
	7	La Salle	March 20, 2013

## 3-POINT FIELD GOAL PERCENTAGE (MIN. 10 ATTEMPTS)

1.	.583 (7-12)	Oklahoma State	March 17, 1989
2.	.400 (10-25)	Oregon	March 23, 2011
3.	.389 (7-18)	La Salle	March 20, 2013
4.	.360 (9-25)	Louisville	March 18, 1994
5.	.353 (6-17)	Wisconsin-Milwaukee	March 20, 2004

## FREE THROWS MADE

1.	27	Evansville	March 21, 2011
2.	22	UNLV	March 13, 1976
3.	19	Utah	March 11, 1987
4.	17	Vanderbilt	March 18, 1993
5.	15	Southern Illinois	March 13, 1991
	15	UNLV	March 17, 2004
	15	Wisconsin-Milwaukee	March 20, 2004

## FREE THROW PERCENTAGE (MIN. 10 ATTEMPTS)

1.	.929 (13-14)	Michigan	March 17, 1988
2.	.844 (27-32)	Evansville	March 21, 2011
3.	.800 (8-10)	Oklahoma State	March 17, 1989
4.	.789 (15-19)	UNLV	March 17, 2004
5.	.773 (17-22)	Vanderbilt	March 18, 1993

## REBOUNDS

1.	38	Wisconsin-Milwaukee	March 20, 2004
2.	37	Oregon	March 23, 2011
3.	36	Vanderbilt	March 18, 1993
4.	35	UNLV	March 17, 2004
5.	34	UNLV	March 13, 1976
	34	Stanford	March 18, 2009

## ASSISTS

1.	25	UNLV	March 17, 2004
2.	18	Stanford	March 18, 2009
3.	17	Vanderbilt	March 18, 1993
	17	Austin Peay	March 15, 2011
5.	16	Southern Illinois	March 13, 1991
	16	Louisville	March 18, 1994

## BLOCKS

1.	5	Washington	March 16, 1987
	5	Southern Illinois	March 13, 1991
	5	Wisconsin-Milwaukee	March 20, 2004
4.	4	UNLV	March 13, 1976
	4	Utah	March 11, 1987
	4	UNLV	March 17, 2004

## STEALS

1.	14	Utah	March 11, 1987
2.	11	Washington	March 16, 1987
3.	10	Michigan	March 17, 1988
4.	9	Oregon	March 23, 2011
5.	8	UNLV	March 13, 1976
	8	Vanderbilt	March 18, 1993
	8	Louisville	March 18, 1994

# INDIVIDUAL POSTSEASON GAME RECORDS

## POINTS

1.	28	Anthony Drmic	La Salle	March 20, 2013
2.	26	Steve Connor	UNLV	March 13, 1976
	26	Wilson Foster	Oklahoma State	March 17, 1989
4.	25	Tanoka Beard	Southern Illinois	March 13, 1991
	25	Kurt Cunningham	Stanford	March 18, 2009
6.	24	Robert Arnold	Oregon	March 23, 2011
7.	21	Chris Childs	Washington	March 16, 1987
	21	Shambric Williams	Louisville	March 18, 1994
	21	Aaron Haynes	Marquette	March 23, 2004
10.	20	Aaron Haynes	UNLV	March 17, 2004
	20	Aaron Haynes	Wisconsin-Milwaukee	March 20, 2004

## FIELD GOAL PERCENTAGE

### (MIN. EIGHT ATTEMPTS)

1.	1.000 (10-10)	Tanoka Beard	Southern Illinois	March 13, 1991
	1.000 (9-9)	Wilson Foster	Oklahoma State	March 17, 1989
3.	.778 (7-9)	Jermaine Blackburn	UNLV	March 17, 2004
4.	.688 (11-16)	Kurt Cunningham	Stanford	March 18, 2009
5.	.667 (6-9)	Chris Childs	Washington	March 16, 1987
	.667 (6-9)	Jeff Sanor	Southern Illinois	March 13, 1991
	.667 (6-9)	Jason Ellis	Wisc.-Milwaukee	March 20, 2004
	.667 (6-9)	Ryan Watkins	Evansville	March 21, 2011
9.	.636 (7-11)	Shambric Williams	Vanderbilt	March 18, 1993
	.636 (7-11)	Ike Okoye	Stanford	March 18, 2009

## 3-POINT FIELD GOALS MADE

1.	5	Anthony Drmic	La Salle	March 20, 2013
2.	4	Chris Childs	Washington	March 16, 1987
	4	Wilson Foster	Oklahoma State	March 17, 1989
	4	J.D. Huleen	Louisville	March 18, 1994
	4	Jeff Elorriaga	Austin Peay	March 15, 2011
	4	Tre Nichols	Oregon	March 23, 2011
7.	3	Brian King	Michigan	March 17, 1988
	3	Shambric Williams	Louisville	March 18, 1994
	3	Franco Harris	Wisconsin-Milwaukee	March 20, 2004
	3	Robert Arnold	Oregon	March 23, 2011

## 3-POINT FIELD GOAL PERCENTAGE

### (MIN. FIVE ATTEMPTS)

1.	.667 (4-6)	J.D. Huleen	Louisville	March 18, 1994
	.667 (4-6)	Jeff Elorriaga	Austin Peay	March 15, 2011
3.	.600 (3-5)	Franco Harris	Wisc.-Milwaukee	March 20, 2004
	.600 (3-5)	Robert Arnold	Oregon	March 23, 2011
5.	.571 (4-7)	Chris Childs	Washington	March 16, 1987
	.571 (4-7)	Tre Nichols	Oregon	March 23, 2011
7.	.500 (5-10)	Anthony Drmic	La Salle	March 20, 2013
	.500 (3-6)	Brian King	Michigan	March 17, 1988
	.500 (3-6)	Shambric Williams	Louisville	March 18, 1994

## FREE THROWS MADE

1.	10	Steve Connor	UNLV	March 13, 1976
	10	Aaron Haynes	Wisconsin-Milwaukee	March 20, 2004
3.	9	La'Shard Anderson	Evansville	March 21, 2011
4.	7	Tanoka Beard	Vanderbilt	March 18, 1993
5.	6	Aaron Haynes	UNLV	March 17, 2004
	6	Ryan Watkins	Evansville	March 21, 2011
7.	5	Chris Childs	Washington	March 16, 1987
	5	Tanoka Beard	Southern Illinois	March 13, 1991
	5	Robert Arnold	Oregon	March 23, 2011
	5	Anthony Drmic	La Salle	March 20, 2013

## FREE THROW PERCENTAGE

### (MIN. EIGHT ATTEMPTS)

1.	1.000 (10-10)	Aaron Haynes	Wisc.-Milwaukee	March 20, 2004
2.	.778 (7-9)	Tanoka Beard	Vanderbilt	March 18, 1993
3.	.769 (10-13)	Steve Connor	UNLV	March 13, 1976
4.	.750 (9-12)	La'Shard Anderson	Evansville	March 21, 2011

## REBOUNDS

1.	12	Jason Ellis	Wisconsin-Milwaukee	March 20, 2004
	12	Aaron Haynes	Wisconsin-Milwaukee	March 20, 2004
3.	10	Greg Dodd	Michigan	March 17, 1988
	10	Jason Ellis	UNLV	March 17, 2004
5.	9	Dan Jones	UNLV	March 13, 1991
	9	Shambric Williams	Vanderbilt	March 18, 1993
7.	8	Tanoka Beard	Southern Illinois	March 13, 1991
	8	Aaron Haynes	Marquette	March 23, 2004
	8	Ike Okoye	Stanford	March 18, 2009
	8	Ryan Watkins	Evansville	March 21, 2011

## ASSISTS

1.	13	Bryan Defares	UNLV	March 17, 2004
2.	7	Doug Usitalo	Washington	March 16, 1987
	7	Chris Childs	Oklahoma State	March 17, 1989
	7	La'Shard Anderson	Stanford	March 18, 2009
5.	6	Doug Usitalo	Utah	March 11, 1987
	6	Damon Archibald	Louisville	March 18, 1994
	6	La'Shard Anderson	Evansville	March 21, 2011
8.	5	Joe Skiffer	UNLV	March 17, 2004
	5	Bryan Defares	Marquette	March 23, 2004
	5	Anthony Thomas	Stanford	March 18, 2009
	5	La'Shard Anderson	Austin Peay	March 15, 2011
	5	Derrick Marks	La Salle	March 20, 2013

## BLOCKS

1.	4	Billy Fikes	Southern Illinois	March 13, 1991
2.	3	Jason Ellis	Wisconsin-Milwaukee	March 20, 2004
3.	2	Dan Jones	UNLV	March 13, 1976
	2	Jeff Kelley	Washington	March 16, 1987
	2	John Coker	Vanderbilt	March 18, 1993
	2	Jason Ellis	UNLV	March 17, 2004
	2	Coby Karl	Wisconsin-Milwaukee	March 20, 2004
	2	Ike Okoye	Stanford	March 18, 2009
	2	Ryan Watkins	Oregon	March 23, 2011

## STEALS

1.	5	Chris Childs	Utah	March 11, 1987
2.	4	Doug Usitalo	Utah	March 11, 1987
	4	Doug Usitalo	Washington	March 16, 1987
	4	Jason Ellis	UNLV	March 17, 2004
	4	Jermaine Blackburn	Marquette	March 23, 2004
6.	3	Dan Jones	UNLV	March 13, 1976
	3	Terry Miller	UNLV	March 13, 1976
	3	Doug Usitalo	Michigan	March 17, 1988
	3	Sherman Morris	Vanderbilt	March 18, 1993

## DOUBLE-DOUBLES

	PTS	REB	ASST	PLAYER	OPP	DATE
12			13	Bryan Defares	UNLV	March 17, 2004
14	10			Jason Ellis	UNLV	March 17, 2004
13	12			Jason Ellis	Wisc.-Milwaukee	March 20, 2004
20	12			Aaron Haynes	Wisc.-Milwaukee	March 20, 2004

**B**  
**A**  
**S**  
**K**  
**E**  
**T**  
**B**  
**A**  
**L**  
**L**

# CONFERENCE TOURNAMENT HISTORY

YEAR	DATE	OPPONENT	LOCATION	W/L	SCORE	CONF.	ROUND
1976	M5	Idaho State	N	W	93-81	BIG SKY	SEMIFINALS
1976	M6	Weber State	A	W	77-70 (2 OT)	BIG SKY	CHAMPIONSHIP
1977	DID NOT APPEAR IN CONFERENCE TOURNAMENT						
1978	M3	Montana	A	L	61-70	BIG SKY	SEMIFINALS
1979	DID NOT APPEAR IN CONFERENCE TOURNAMENT						
1980	DID NOT APPEAR IN CONFERENCE TOURNAMENT						
1981	DID NOT APPEAR IN CONFERENCE TOURNAMENT						
1982	DID NOT APPEAR IN CONFERENCE TOURNAMENT						
1983	DID NOT APPEAR IN CONFERENCE TOURNAMENT						
1984	M6	Montana State	N	L	64-65	BIG SKY	FIRST ROUND
1985	M7	Montana	H	W	67-54	BIG SKY	FIRST ROUND
1985	M8	Nevada	H	L	67-79	BIG SKY	SEMIFINALS
1986	M6	Weber State	N	L	76-79	BIG SKY	FIRST ROUND
1987	M5	Idaho State	N	L	77-78	BIG SKY	FIRST ROUND
1988	M11	Idaho State	N	W	87-56	BIG SKY	SEMIFINALS
1988	M12	Montana State	A	W	63-61	BIG SKY	CHAMPIONSHIP
1989	M10	Weber State	H	W	71-60	BIG SKY	SEMIFINALS
1989	M11	Idaho	H	L	52-59	BIG SKY	CHAMPIONSHIP
1990	DID NOT APPEAR IN CONFERENCE TOURNAMENT						
1991	M6	Idaho State	H	L	69-73	BIG SKY	FIRST ROUND
1992	M12	Idaho	N	L	56-75	BIG SKY	FIRST ROUND
1993	M12	Weber State	N	W	69-63	BIG SKY	SEMIFINALS
1993	M13	Idaho	A	W	80-68	BIG SKY	CHAMPIONSHIP
1994	M10	Montana State	H	W	75-57	BIG SKY	FIRST ROUND
1994	M11	Weber State	H	W	84-72	BIG SKY	SEMIFINALS
1994	M12	Idaho State	H	W	85-81	BIG SKY	CHAMPIONSHIP
1995	M9	Idaho State	N	L	63-65	BIG SKY	FIRST ROUND
1996	M7	Idaho State	N	W	66-54	BIG SKY	FIRST ROUND
1996	M8	Weber State	N	L	70-77	BIG SKY	SEMIFINALS
1997	M7	Pacific	N	L	52-68	BIG WEST	FIRST ROUND
1998	M6	Cal State Fullerton	N	L	82-89	BIG WEST	FIRST ROUND
1999	M4	Cal State Fullerton	N	W	77-60	BIG WEST	FIRST ROUND
1999	M5	Long Beach State	N	W	71-58	BIG WEST	SEMIFINALS
1999	M6	New Mexico State	N	L	69-79	BIG WEST	CHAMPIONSHIP
2000	DID NOT APPEAR IN CONFERENCE TOURNAMENT						
2001	M8	Long Beach State	N	W	95-70	BIG WEST	FIRST ROUND
2001	M9	Utah State	N	L	48-67	BIG WEST	SEMIFINALS
2002	M5	UTEP	N	W	73-72 (OT)	WAC	FIRST ROUND
2002	M7	Tulsa	A	L	53-72	WAC	QUARTERFINALS
2003	M13	SMU	N	L	58-65	WAC	QUARTERFINALS
2004	M11	Fresno State	A	W	71-54	WAC	QUARTERFINALS
2004	M12	UTEP	N	L	73-85	WAC	SEMIFINALS
2005	M8	Tulsa	N	W	83-73	WAC	FIRST ROUND
2005	M10	Nevada	A	W	73-72	WAC	QUARTERFINALS
2005	M11	Fresno State	A	W	86-85	WAC	SEMIFINALS
2005	M12	UTEP	A	L	78-91	WAC	CHAMPIONSHIP
2006	M9	Louisiana Tech	N	L	64-75	WAC	QUARTERFINALS
2007	M8	Fresno State	N	W	78-73	WAC	QUARTERFINALS
2007	M9	New Mexico State	A	L	69-88	WAC	SEMIFINALS
2008	M13	Hawaii	N	W	80-74	WAC	QUARTERFINALS
2008	M14	Utah State	N	W	88-78	WAC	SEMIFINALS
2008	M15	New Mexico State	A	W	107-102 (3 OT)	WAC	CHAMPIONSHIP
2009	M12	New Mexico State	N	L	70-80	WAC	QUARTERFINALS
2010	M11	Utah State	N	L	60-84	WAC	QUARTERFINALS
2011	M11	New Mexico State	N	W	81-63	WAC	SEMIFINALS
2011	M12	Utah State	N	L	69-77	WAC	CHAMPIONSHIP
2012	M8	San Diego State	N	L	62-65	MW	QUARTERFINALS
2013	M13	San Diego State	N	L	67-73	MW	QUARTERFINALS

# CONFERENCE TOURNAMENT AWARDS

## BIG SKY CONFERENCE

### ALL-TOURNAMENT

1976	Pat Hoke
1978	Steve Connor
1988	Chris Childs (MVP) Arnell Jones
1989	Chris Childs Wilson Foster
1993	Tanoka Beard (MVP) Sherman Morris
1994	Shambric Williams (MVP) John Coker
1996	Shane Flanagan

## BIG WEST CONFERENCE

### ALL-TOURNAMENT

1998	Mike Tolman
1999	Roberto Bergersen Abe Jackson
2001	Kejuan Woods

## WESTERN ATHLETIC CONFERENCE

### ALL-TOURNAMENT


2005	Jermaine Blackburn Jason Ellis
2008	Reggie Larry (MVP) Matt Bauscher Matt Nelson
2011	La'Shard Anderson



**Chris Childs**  
1988 Big Sky Conference  
Tournament MVP



**Shambric Williams**  
1994 Big Sky Conference  
Tournament MVP



**Tanoka Beard**  
1993 Big Sky Conference  
Tournament MVP



**Reggie Larry**  
2008 Western Athletic Conference  
Tournament MVP

**B  
A  
S  
K  
E  
T  
B  
A  
L  
L**

# CONFERENCE TOURNAMENT RECORDS

# B O I S E E S T A T E

## POINTS

1.	33	Mike Tolman	Cal State Fullerton	March 6, 1998
2.	31	Reggie Larry	New Mexico State	March 15, 2008
3.	29	Roberto Bergersen	New Mexico State	March 6, 1999
4.	28	John Coker	Weber State	March 11, 1994
5.	27	Steve Connor	Montana	March 3, 1978
	27	Tanoka Beard	Idaho	March 13, 1993
	27	Shambric Williams	Idaho State	March 12, 1994
8.	26	Steve Connor	Idaho State	March 5, 1976
	26	Matt Nelson	New Mexico State	March 15, 2008
	26	Reggie Larry	Hawaii	March 13, 2008
11.	25	Abe Jackson	Long Beach State	March 8, 2001
	25	Jason Ellis	Fresno State	March 11, 2005
	25	Mark Sanchez	New Mexico State	March 12, 2009
14.	24	Wilson Foster	Weber State	March 10, 1989
	24	Kejuan Woods	Long Beach State	March 8, 2001
	24	Coby Karl	UTEP	March 12, 2005
17.	23	Tanoka Beard	Weber State	March 12, 1993
	23	J.D. Huleen	Idaho State	March 9, 1995
	23	Roberto Bergersen	Cal State Fullerton	March 6, 1998
	23	Reggie Larry	Utah State	March 14, 2008
	23	Matt Bauscher	Utah State	March 14, 2008
22.	22	Gerry Washington	Pacific	March 7, 1997
	22	Jason Ellis	Tulsa	March 8, 2005
	22	Jermaine Blackburn	Fresno State	March 11, 2005
25.	21	Tanoka Beard	Idaho	March 12, 1992
	21	Sherman Morris	Idaho	March 13, 1993
	21	Damon Archibald	Idaho State	March 12, 1994
28.	20	Steve Connor	Weber State (2 OT)	March 6, 1976
	20	Arnell Jones	Idaho State	March 11, 1988
	20	Shambric Williams	Montana State	March 10, 1994
	20	Booker Nabors	Tulsa	March 7, 2002
	20	Anthony Drmic	San Diego State	March 13, 2013

## FIELD GOAL PERCENTAGE (MIN. EIGHT ATTEMPTS)

1.	.889 (8-9)	Arnell Jones	Idaho State	March 11, 1988
2.	.800 (8-10)	Matt Bauscher	Utah State	March 14, 2008
3.	.778 (7-9)	Dan Jones	Idaho State	March 5, 1976
4.	.750 (6-8)	Jeff Kelley	Idaho State	March 5, 1987
5.	.727 (8-11)	Tanoka Beard	Idaho State	March 6, 1991
	.727 (8-11)	Tanoka Beard	Idaho	March 12, 1992
7.	.714 (10-14)	Tanoka Beard	Weber State	March 12, 1993
	.714 (10-14)	Tanoka Beard	Idaho	March 13, 1993
9.	.700 (7-10)	Wilson Foster	Weber State	March 10, 1989
	.700 (7-10)	John Coker	Idaho State	March 12, 1994
	.700 (7-10)	Coby Karl	Nevada	March 10, 2005

## 3-POINT FIELD GOALS MADE

1.	7	Mike Tolman	Cal State Fullerton	March 6, 1998
2.	5	Gerry Washington	Pacific	March 7, 1997
	5	Gerry Washington	Cal State Fullerton	March 4, 1999
	5	Abe Jackson	Long Beach State	March 8, 2001
	5	Matt Bauscher	Utah State	March 14, 2008
	5	Tyler Tiedeman	New Mexico State	March 15, 2008
7.	4	Craig Spjute	Nevada	March 8, 1985
	4	Shambric Williams	Idaho State	March 12, 1994
	4	J.D. Huleen	Idaho State	March 9, 1995
	4	Joe Wyatt	Weber State	March 8, 1996
	4	Roberto Bergersen	Cal State Fullerton	March 6, 1998
	4	Roberto Bergersen	New Mexico State	March 6, 1999
	4	C.J. Williams	SMU	March 13, 2003
	4	Coby Karl	UTEP	March 12, 2004
	4	Jermaine Blackburn	Tulsa	March 8, 2005
	4	Eric Lane	Fresno State	March 11, 2005
	4	Coby Karl	UTEP	March 12, 2005
	4	Eric Lane	New Mexico State	March 9, 2007
	4	Anthony Thomas	New Mexico State	March 12, 2009
	4	Jeff Elorriaga	New Mexico State	March 11, 2011

## 3-POINT FIELD GOAL PERCENTAGE

### (MIN. FIVE ATTEMPTS)

1.	.833 (5-6)	Matt Bauscher	Utah State	March 14, 2008
2.	.800 (4-5)	Coby Karl	UTEP	March 12, 2004
	.800 (4-5)	J. Blackburn	Tulsa	March 8, 2005
	.800 (4-5)	Eric Lane	Fresno State	March 11, 2005
	.800 (4-5)	A. Thomas	New Mexico State	March 12, 2009
6.	.714 (5-7)	G. Washington	Cal State Fullerton	March 4, 1999
7.	.667 (4-6)	Coby Karl	UTEP	March 12, 2005
	.667 (4-6)	Jeff Elorriaga	New Mexico State	March 11, 2011
9.	.625 (5-8)	Abe Jackson	Long Beach State	March 8, 2001
	.625 (5-8)	Tyler Tiedeman	New Mexico State	March 15, 2008

## FREE THROWS MADE

1.	12	Abe Jackson	Long Beach State	March 5, 1999
2.	11	Shambric Williams	Weber State	March 11, 1994
3.	10	Steve Connor	Idaho State	March 5, 1976
	10	Steve Connor	Weber State (2 OT)	March 6, 1976
	10	Danny Jones	Montana	March 3, 1978
	10	Coby Karl	UTEP	March 12, 2005
7.	9	Bruce Bolden	Nevada	March 8, 1985
	9	Scott Tharp	Idaho State	March 7, 1996
9.	8	Trent Johnson	Idaho State	March 5, 1976
	8	Frank Jackson	Montana	March 7, 1985
	8	Arnell Jones	Idaho State	March 5, 1987
	8	Wilson Foster	Weber State	March 10, 1989
	8	Wilson Foster	Idaho	March 11, 1989
	8	Sherman Morris	Idaho	March 13, 1993
	8	Jason Ellis	Tulsa	March 8, 2005
	8	Coby Karl	Louisiana Tech	March 9, 2006
	8	Tyler Tiedeman	Hawaii	March 13, 2008
	8	Reggie Larry	Hawaii	March 13, 2008
	8	Reggie Larry	New Mexico State	March 15, 2008

## FREE THROW PERCENTAGE

### (MIN. EIGHT ATTEMPTS)

1.	1.000 (10-10)	Steve Connor	Weber State (2 OT)	March 6, 1976
	1.000 (10-10)	Danny Jones	Montana	March 3, 1978
	1.000 (8-8)	Frank Jackson	Montana	March 7, 1985
	1.000 (8-8)	Wilson Foster	Weber State	March 10, 1989
	1.000 (8-8)	Wilson Foster	Idaho	March 11, 1989
	1.000 (8-8)	Tyler Tiedeman	Hawaii	March 13, 2008
7.	.923 (12-13)	Abe Jackson	Long Beach State	March 5, 1999
8.	.917 (11-12)	S. Williams	Weber State	March 11, 1994
9.	.909 (10-11)	Steve Connor	Idaho State	March 5, 1976
10.	.900 (9-10)	Scott Tharp	Idaho State	March 7, 1996

## REBOUNDS

1.	21	Jason Ellis	Tulsa	March 8, 2005
2.	17	Jason Ellis	Fresno State	March 11, 2005
3.	16	Mike Tolman	Cal State Fullerton	March 6, 1998
	16	Reggie Larry	New Mexico State	March 15, 2008
5.	15	Pat Hoke	Weber State (2 OT)	March 6, 1976
6.	14	Jason Ellis	SMU	March 13, 2003
7.	12	Trent Johnson	Weber State (2 OT)	March 6, 1976
	12	Mark Sanchez	New Mexico State	March 12, 2009
9.	11	Terry Miller	Weber State (2 OT)	March 6, 1976
	11	Bruce Bolden	Nevada	March 8, 1985
	11	Phil Rodman	Idaho State	March 7, 1996
12.	10	Kelvin Rawlins	Weber State	March 6, 1986
	10	Clint Hordemann	Utah State	March 9, 2001
	10	Matt Nelson	Fresno State	March 8, 2007
	10	Reggie Larry	Fresno State	March 8, 2007
	10	Seth Robinson	Fresno State	March 8, 2007

# CONFERENCE TOURNAMENT RECORDS

## ASSISTS

1.	11	Jeff Sanor	Idaho State	March 6, 1991
2.	9	La'Shard Anderson	New Mexico State	March 11, 2011
3.	8	Doug Usitalo	Idaho State	March 11, 1988
	8	Gerry Washington	New Mexico State	March 6, 1999
	8	Bryan Defares	UTEP	March 12, 2004
6.	7	Steve Shepherd	Montana State	March 10, 1994
	7	Coby Karl	Fresno State	March 11, 2005
8.	6	Frank Jackson	Montana State	March 6, 1984
	6	Doug Usitalo	Idaho State	March 5, 1987
	6	Chris Childs	Weber State	March 10, 1989
	6	Steve Shepherd	Weber State	March 11, 1994
	6	Bernard Walker	Weber State	March 11, 1994
	6	Bernard Walker	Idaho State	March 12, 1994
	6	Damon Archibald	Idaho State	March 9, 1995
	6	Gerry Washington	Weber State	March 8, 1996
	6	Kejuan Woods	Long Beach State	March 8, 2001

## DOUBLE-DOUBLES

PTS	REB	PLAYER	OPPONENT	DATE					
15	15	Pat Hoke	Weber State (2 OT)	March 6, 1976					
14	11	Terry Miller	Weber State (2 OT)	March 6, 1976					
15	11	Bruce Bolden	Nevada	March 8, 1985					
10	10	Kelvin Rawlins	Weber State	March 6, 1986					
33	16	Mike Tolman	Cal State Fullerton	March 6, 1998					
11	11	Abe Jackson	Cal State Fullerton	March 4, 1999					
15	14	Jason Ellis	SMU	March 13, 2003					
22	21	Jason Ellis	Tulsa	March 8, 2005					
25	17	Jason Ellis	Fresno State	March 11, 2005					
18	10	Reggie Larry	Fresno State	March 8, 2007					
11	10	Seth Robinson	Fresno State	March 8, 2007					
31	16	Reggie Larry	New Mexico State (3 OT)	March 15, 2008					
25	12	Marck Sanchez	New Mexico State	March 12, 2009					

## BLOCKS

1.	6	John Coker	Montana State	March 10, 1994
2.	5	Jason Ellis	SMU	March 13, 2003
3.	4	John Coker	Idaho State	March 12, 1994
4.	3	John Coker	Idaho State	March 9, 1995
	3	Robert Arnold	Utah State	March 11, 2010
6.	2	Bruce Bolden	Montana State	March 6, 1984
	2	Bruce Bolden	Nevada	March 8, 1985
	2	Jeff Kelley	Nevada	March 8, 1985
	2	Wilson Foster	Idaho State	March 11, 1988
	2	Brian Sperry	Weber State	March 10, 1989
	2	Tanoka Beard	Idaho State	March 6, 1991
	2	Damon Archibald	Weber State	March 12, 1993
	2	Eric Bellamy	Weber State	March 12, 1993
	2	John Coker	Weber State	March 11, 1994
	2	Damon Archibald	Idaho State	March 12, 1994
	2	Eric Bellamy	Idaho State	March 12, 1994
	2	Jason Sherrill	Weber State	March 8, 1996
	2	Roberto Bergersen	Cal State Fullerton	March 6, 1998
	2	Roberto Bergersen	Cal State Fullerton	March 4, 1999
	2	Abe Jackson	Long Beach State	March 5, 1999
	2	Clint Hordemann	New Mexico State	March 6, 1999
	2	Trevor Tillman	UTEP	March 5, 2002
	2	Aaron Haynes	Fresno State	March 11, 2004
	2	Aaron Haynes	UTEP	March 12, 2004
	2	Jason Ellis	Nevada	March 10, 2005
	2	Jason Ellis	Fresno State	March 11, 2005
	2	Jermaine Blackburn	UTEP	March 12, 2005
	2	Reggie Larry	New Mexico State	March 15, 2008
	2	Ryan Watkins	New Mexico State	March 11, 2011
	2	Zach Moritz	Utah State	March 12, 2011

## STEALS

1.	5	Damon Archibald	Montana State	March 10, 1994
2.	4	Doug Usitalo	Idaho State	March 5, 1987
	4	Arnell Jones	Idaho State	March 11, 1988
	4	Doug Usitalo	Idaho State	March 11, 1988
	4	Bernard Walker	Weber State	March 11, 1994
	4	Shambric Williams	Idaho State	March 12, 1994
	4	Booker Nabors	UTEP	March 5, 2002
	4	Coby Karl	Nevada	March 10, 2005
	4	Matt Bauscher	New Mexico State	March 15, 2008
	4	Jeff Elorriaga	Utah State	March 12, 2011

B  
A  
S  
K  
E  
T  
B  
A  
L  
L

# CONFERENCE SEMIFINAL RECORDS

B  
O  
I  
S  
E  
E  
S  
T  
A  
T  
E

## POINTS

1.	28	John Coker	Weber State	March 11, 1994
2.	27	Steve Connor	Montana	March 3, 1978
3.	26	Steve Connor	Idaho State	March 5, 1976
4.	25	Jason Ellis	Fresno State	March 11, 2005
5.	24	Wilson Foster	Weber State	March 10, 1989
6.	23	Tanoka Beard	Weber State	March 12, 1993
	23	Reggie Larry	Utah State	March 14, 2008
	23	Matt Bauscher	Utah State	March 14, 2008
9.	22	Jermaine Blackburn	Fresno State	March 11, 2005
10.	20	Arnell Jones	Idaho State	March 11, 1988

## FIELD GOAL PERCENTAGE

### (MIN. EIGHT ATTEMPTS)

1.	.889 (8-9)	Arnell Jones	Idaho State	March 11, 1988
2.	.800 (8-10)	Matt Bauscher	Utah State	March 14, 2008
3.	.778 (7-9)	Dan Jones	Idaho State	March 5, 1976
4.	.750 (6-8)	Phil Rodman	Weber State	March 8, 1996
5.	.714 (10-14)	Tanoka Beard	Weber State	March 12, 1993
6.	.700 (7-10)	Wilson Foster	Weber State	March 10, 1989
7.	.688 (11-16)	John Coker	Weber State	March 11, 1994
8.	.636 (7-11)	Reggie Larry	Utah State	March 14, 2008
9.	.625 (5-8)	Reggie Larry	New Mexico State	March 9, 2007
	.625 (5-8)	Ryan Watkins	New Mexico State	March 11, 2011

## 3-POINT FIELD GOALS MADE

1.	5	Matt Bauscher	Utah State	March 14, 2008
2.	4	Craig Spjute	Nevada	March 8, 1985
	4	Joe Wyatt	Weber State	March 8, 1996
	4	Coby Karl	UTEP	March 12, 2004
	4	Eric Lane	Fresno State	March 11, 2005
	4	Eric Lane	New Mexico State	March 9, 2007
	4	Jeff Elorriaga	New Mexico State	March 11, 2011
8.	3	Darnell Woods	Weber State	March 12, 1993
	3	Roberto Bergersen	Long Beach State	March 5, 1999
	3	Clint Hordemann	Long Beach State	March 5, 1999
	3	Coby Karl	New Mexico State	March 9, 2007
	3	Aaron Garner	Utah State	March 14, 2008
	3	Robert Arnold	New Mexico State	March 11, 2011

## 3-POINT FIELD GOAL PERCENTAGE

### (MIN. FIVE ATTEMPTS)

1.	.833 (5-6)	Matt Bauscher	Utah State	March 14, 2008
2.	.800 (4-5)	Coby Karl	UTEP	March 12, 2004
	.800 (4-5)	Eric Lane	Fresno State	March 11, 2005
4.	.667 (4-6)	Jeff Elorriaga	New Mexico State	March 11, 2011
5.	.500 (4-8)	Craig Spjute	Nevada	March 8, 1985
	.500 (3-6)	R. Bergersen	Long Beach State	March 5, 1999

## FREE THROWS MADE

1.	12	Abe Jackson	Long Beach State	March 5, 1999
2.	11	Shambric Williams	Weber State	March 11, 1994
3.	10	Steve Connor	Idaho State	March 5, 1976
4.	9	Bruce Bolden	Nevada	March 8, 1985
5.	8	Trent Johnson	Idaho State	March 5, 1976
	8	Wilson Foster	Weber State	March 10, 1989
7.	7	Steve Shepherd	Weber State	March 11, 1994
	7	Jermaine Blackburn	Fresno State	March 11, 2005
	7	Jason Ellis	Fresno State	March 11, 2005
	7	Reggie Larry	New Mexico State	March 9, 2007
	7	Tyler Tiedeman	Utah State	March 14, 2008
	7	Reggie Larry	Utah State	March 14, 2008

## FREE THROW PERCENTAGE

### (MIN. EIGHT ATTEMPTS)

1.	1.000 (10-10)	Danny Jones	Montana	March 3, 1978
	1.000 (8-8)	Wilson Foster	Weber State	March 10, 1989
3.	.923 (12-13)	Abe Jackson	Long Beach State	March 5, 1999
4.	.917 (11-12)	Shambric Williams	Weber State	March 11, 1994
5.	.909 (10-11)	Steve Connor	Idaho State	March 5, 1976
6.	.875 (7-8)	Jason Ellis	Fresno State	March 11, 2005
	.875 (7-8)	Tyler Tiedeman	Utah State	March 14, 2008
8.	.818 (9-11)	Bruce Bolden	Nevada	March 8, 1985
9.	.800 (8-10)	Trent Johnson	Idaho State	March 5, 1976
10.	.778 (7-9)	Steve Shepherd	Weber State	March 11, 1994
	.778 (7-9)	Reggie Larry	Utah State	March 14, 2008

## REBOUNDS

1.	17	Jason Ellis	Fresno State	March 11, 2005
2.	11	Bruce Bolden	Nevada	March 8, 1985
3.	10	Clint Hordemann	Utah State	March 9, 2001

## ASSISTS

1.	9	La'Shard Anderson	New Mexico State	March 11, 2011
2.	8	Doug Usitalo	Idaho State	March 11, 1988
	8	Bryan Defares	UTEP	March 12, 2004
4.	7	Coby Karl	Fresno State	March 11, 2005
5.	6	Chris Childs	Weber State	March 10, 1989
	6	Steve Shepherd	Weber State	March 11, 1994
	6	Bernard Walker	Weber State	March 11, 1994
	6	Gerry Washington	Weber State	March 8, 1996
9.	5	Chris Childs	Idaho State	March 11, 1988
10.	4	Sean McKenna	Montana	March 3, 1978
	4	Frank Jackson	Nevada	March 8, 1985
	4	Lance Vaughn	Weber State	March 12, 1993
	4	Darnell Woods	Weber State	March 12, 1993
	4	C.J. Williams	Long Beach State	March 5, 1999
	4	Roberto Bergersen	Long Beach State	March 5, 1999
	4	Eric Lane	Fresno State	March 11, 2005
	4	Tyler Tiedeman	Utah State	March 14, 2008
	4	Matt Nelson	Utah State	March 14, 2008
	4	Anthony Thomas	Utah State	March 14, 2008
	4	Matt Bauscher	Utah State	March 14, 2008

## BLOCKS

1.	2	Bruce Bolden	Nevada	March 8, 1985
	2	Jeff Kelley	Nevada	March 8, 1985
	2	Wilson Foster	Idaho State	March 11, 1988
	2	Brian Sperry	Weber State	March 10, 1989
	2	Damon Archibald	Weber State	March 12, 1993
	2	Eric Bellamy	Weber State	March 12, 1993
	2	John Coker	Weber State	March 11, 1994
	2	Jason Sherrill	Weber State	March 8, 1996
	2	Abe Jackson	Long Beach State	March 5, 1999
	2	Aaron Haynes	UTEP	March 12, 2004
	2	Jason Ellis	Fresno State	March 11, 2005
	2	Ryan Watkins	New Mexico State	March 11, 2011

## STEALS

1.	4	Arnell Jones	Idaho State	March 11, 1988
	4	Doug Usitalo	Idaho State	March 11, 1988
	4	Bernard Walker	Weber State	March 11, 1994
4.	3	Steve Shepherd	Weber State	March 11, 1994
	3	Shambric Williams	Weber State	March 11, 1994
	3	Booker Nabors	Utah State	March 9, 2001
	3	Seth Robinson	New Mexico State	March 9, 2007

## DOUBLE-DOUBLES

PTS	REB	PLAYER	OPPONENT	DATE
15	11	Bruce Bolden	Nevada	March 8, 1985
25	17	Jason Ellis	Fresno State	March 11, 2005



# CONFERENCE CHAMPIONSHIP GAME RECORDS

## POINTS

1.	31	Reggie Larry	New Mexico State	March 15, 2008
2.	29	Roberto Bergersen	New Mexico State	March 6, 1999
3.	27	Tanoka Beard	Idaho	March 13, 1993
	27	Shambric Williams	Idaho State	March 12, 1994
5.	26	Matt Nelson	New Mexico State	March 15, 2008
6.	24	Coby Karl	UTEP	March 12, 2005
7.	21	Sherman Morris	Idaho	March 13, 1993
	21	Damon Archibald	Idaho State	March 12, 1994
9.	20	Steve Connor	Weber State (2 OT)	March 6, 1976
10.	19	Abe Jackson	New Mexico State	March 6, 1999

## FIELD GOAL PERCENTAGE

### (MIN. EIGHT ATTEMPTS)

1.	.714 (10-14)	Tanoka Beard	Idaho	March 13, 1993
2.	.700 (7-10)	John Coker	Idaho State	March 12, 1994
3.	.667 (10-15)	Matt Nelson	New Mexico State	March 15, 2008
	.667 (6-9)	Tyler Tiedeman	New Mexico State	March 15, 2008
5.	.636 (7-11)	Abe Jackson	New Mexico State	March 6, 1999
6.	.625 (5-8)	Dan Jones	Weber State (2 OT)	March 6, 1976
	.625 (5-8)	Terry Miller	Weber State (2 OT)	March 6, 1976
	.625 (5-8)	Coby Karl	UTEP	March 12, 2005
9.	.615 (8-13)	Shambric Williams	Idaho State	March 12, 1994
10.	.600 (6-10)	Sherman Morris	Idaho	March 13, 1993

## 3-POINT FIELD GOALS MADE

1.	5	Tyler Tiedeman	New Mexico State	March 15, 2008
2.	4	Shambric Williams	Idaho State	March 12, 1994
	4	Roberto Bergersen	New Mexico State	March 6, 1999
	4	Coby Karl	UTEP	March 12, 2005

## 3-POINT FIELD GOAL PERCENTAGE

### (MIN. FIVE ATTEMPTS)

1.	.667 (4-6)	Coby Karl	UTEP	March 12, 2005
2.	.625 (5-8)	Tyler Tiedeman	New Mexico State	March 15, 2008
3.	.571 (4-7)	Shambric Williams	Idaho State	March 12, 1994

## FREE THROWS MADE

1.	10	Steve Connor	Weber State (2 OT)	March 6, 1976
	10	Coby Karl	UTEP	March 12, 2005
3.	8	Wilson Foster	Idaho	March 11, 1989
	8	Sherman Morris	Idaho	March 13, 1993
	8	Reggie Larry	New Mexico State	March 15, 2008
6.	7	Tanoka Beard	Idaho	March 13, 1993
	7	Damon Archibald	Idaho State	March 12, 1994
	7	Shambric Williams	Idaho State	March 12, 1994
	7	Roberto Bergersen	New Mexico State	March 6, 1999
10.	6	Jason Ellis	UTEP	March 12, 2005
	6	Matt Nelson	New Mexico State	March 15, 2008

## FREE THROW PERCENTAGE

### (MIN. EIGHT ATTEMPTS)

1.	1.000 (10-10)	Steve Connor	Weber State (2 OT)	March 6, 1976
	1.000 (8-8)	Wilson Foster	Idaho	March 11, 1989
3.	.875 (7-8)	Roberto Bergersen	New Mexico State	March 6, 1999
4.	.833 (10-12)	Coby Karl	UTEP	March 12, 2005
5.	.800 (8-10)	Sherman Morris	Idaho	March 13, 1993
6.	.778 (7-9)	Shambric Williams	Idaho State	March 12, 1994
7.	.700 (7-10)	Tanoka Beard	Idaho	March 13, 1993
	.700 (7-10)	Damon Archibald	Idaho State	March 12, 1994
9.	.615 (8-13)	Reggie Larry	New Mexico State	March 15, 2008
10.	.600 (6-10)	Matt Nelson	New Mexico State	March 15, 2008

## REBOUNDS

1.	16	Reggie Larry	New Mexico State	March 15, 2008
2.	15	Pat Hoke	Weber State (2 OT)	March 6, 1976
3.	12	Trent Johnson	Weber State (2 OT)	March 6, 1976
4.	11	Terry Miller	Weber State (2 OT)	March 6, 1976

## ASSISTS

1.	8	Gerry Washington	New Mexico State	March 6, 1999
2.	6	Bernard Walker	Idaho State	March 12, 1994
3.	5	Darnell Woods	Idaho	March 13, 1993
4.	4	Steve Connor	Weber State (2 OT)	March 6, 1976
4	4	Doug Usitalo	Montana State	March 12, 1988
4	4	Eric Bellamy	Idaho	March 13, 1993
4	4	Lance Vaughn	Idaho	March 13, 1993
4	4	Damon Archibald	Idaho State	March 12, 1994
4	4	Eric Lane	UTEP	March 12, 2005
4	4	Tyler Tiedeman	New Mexico State	March 15, 2008
4	4	Reggie Larry	New Mexico State	March 15, 2008
4	4	Anthony Thomas	New Mexico State	March 15, 2008
4	4	Matt Bauscher	New Mexico State	March 15, 2008
4	4	La'Shard Anderson	Utah State	March 12, 2011

## BLOCKS

1.	4	John Coker	Idaho State	March 12, 1994
2.	3	Robert Arnold	Utah State	March 11, 2010
3.	2	Damon Archibald	Idaho State	March 12, 1994
	2	Eric Bellamy	Idaho State	March 12, 1994
	2	Clint Hordemann	New Mexico State	March 6, 1999
	2	Jermaine Blackburn	UTEP	March 12, 2005
	2	Reggie Larry	New Mexico State	March 15, 2008
	2	Zach Moritz	Utah State	March 12, 2011

## STEALS

1.	4	Shambric Williams	Idaho State	March 12, 1994
4	4	Matt Bauscher	New Mexico State	March 15, 2008
4	4	Jeff Elorriaga	Utah State	March 12, 2011

## DOUBLE-DOUBLES

PTS	REB	PLAYER	OPPONENT	DATE
18	15	Pat Hoke	Weber State (2 OT)	March 6, 1976
14	11	Terry Miller	Weber State (2 OT)	March 6, 1976
31	16	Reggie Larry	New Mexico State (3 OT)	March 15, 2008

B  
A  
S  
K  
E  
T  
B  
A  
L  
L

# CONFERENCE TOURNAMENT TEAM RECORDS

B  
O  
I  
S  
E  
S  
T  
A  
T  
E

## POINTS

1.	107	New Mexico State (3 OT)	March 15, 2008
2.	95	Long Beach State	March 8, 2001
3.	93	Idaho State	March 5, 1976
4.	88	Utah State	March 14, 2008
5.	87	Idaho State	March 11, 1988

## POINTS ALLOWED

1.	54	Montana	March 7, 1985
	54	Idaho State	March 7, 1996
	54	Fresno State	March 11, 2004
4.	56	Idaho State	March 11, 1988
5.	57	Montana State	March 10, 1994

## LARGEST MARGIN OF VICTORY

1.	+31 (87-56)	Idaho State	March 11, 1988
2.	+25 (95-70)	Long Beach State	March 8, 2001
3.	+18 (75-57)	Montana State	March 10, 1994
	+18 (81-63)	New Mexico State	March 11, 2011
5.	+17 (77-60)	Cal State Fullerton	March 4, 1999
	+17 (71-54)	Fresno State	March 11, 2004

## LARGEST MARGIN OF DEFEAT

1.	-24 (84-60)	Utah State	March 11, 2010
2.	-19 (75-56)	Idaho	March 12, 1992
	-19 (67-48)	Utah State	March 9, 2001
	-19 (72-53)	Tulsa	March 7, 2002
	-19 (88-69)	New Mexico State	March 9, 2007

## FIELD GOAL PERCENTAGE

1.	.711 (32-45)	Idaho State	March 11, 1988
2.	.596 (28-47)	Montana State	March 12, 1988
3.	.593 (32-54)	Long Beach State	March 8, 2001
4.	.585 (31-53)	Fresno State	March 11, 2004
5.	.583 (28-48)	Idaho State	March 6, 1991

## FIELD GOAL PERCENTAGE DEFENSE

1.	.354 (29-82)	Weber State (2 OT)	March 6, 1976
2.	.358 (24-67)	Tulsa	March 8, 2005
3.	.365 (19-52)	Idaho State	March 11, 1988
4.	.387 (24-62)	Idaho State	March 12, 1994
	.387 (24-62)	Hawaii	March 13, 2008

## 3-POINTERS MADE

1.	14	Cal State Fullerton	March 6, 1998
2.	11	Utah State	March 14, 2008
3.	10	Long Beach State	March 8, 2001
	10	UTEP	March 12, 2004
5.	9	Weber State	March 8, 1996
	9	Nevada	March 10, 2005
	9	New Mexico State	March 9, 2007
	9	Hawaii	March 13, 2008
	9	New Mexico State	March 11, 2011

## 3-POINT FIELD GOAL PERCENTAGE

1.	.643 (9-14)	Hawaii	March 13, 2008
2.	.600 (9-15)	New Mexico State	March 11, 2011
3.	.556 (10-18)	Long Beach State	March 8, 2001
4.	.546 (6-11)	Idaho	March 13, 1993
5.	.539 (7-13)	Idaho State	March 12, 1994

## FREE THROWS MADE

1.	35	Idaho State	March 5, 1976
2.	29	Hawaii	March 13, 2008
3.	26	Weber State	March 11, 1994
	26	New Mexico State	March 11, 2011
5.	25	Weber State (2 OT)	March 6, 1976
	25	Tulsa	March 8, 2005

## FREE THROW PERCENTAGE (MIN. 10 ATTEMPTS)

1.	.893 (25-28)	Weber State (2 OT)	March 6, 1976
2.	.889 (24-27)	UTEP	March 12, 2005
3.	.857 (18-21)	Weber State	March 6, 1986
4.	.852 (23-27)	Long Beach State	March 5, 1999
5.	.846 (11-13)	Weber State	March 8, 1996

## REBOUNDS

1.	52	New Mexico State (3 OT)	March 15, 2008
2.	49	Weber State (2 OT)	March 6, 1976
	49	Tulsa	March 8, 2005
	49	Fresno State	March 8, 2007
5.	45	Fresno State	March 11, 2005

## ASSISTS

1.	25	Long Beach State	March 8, 2001
2.	23	Montana State	March 10, 1994
3.	22	Idaho State	March 11, 1988
	22	Cal State Fullerton	March 4, 1999
5.	21	Fresno State	March 11, 2004
	21	New Mexico State (3 OT)	March 15, 2008

## BLOCKS

1.	9	Idaho State	March 12, 1994
2.	8	SMU	March 13, 2003
3.	7	Weber State	March 12, 1993
	7	Montana State	March 10, 1994
5.	6	Nevada	March 8, 1985
	6	Idaho State	March 11, 1988
	6	Cal State Fullerton	March 6, 1998
	6	UTEP	March 12, 2005

## STEALS

1.	13	Weber State	March 11, 1994
	13	Utah State	March 12, 2011
3.	12	Idaho State	March 7, 1996
4.	11	Cal State Fullerton	March 4, 1999
5.	10	Montana State	March 10, 1994
	10	UTEP	March 5, 2002
	10	San Diego State	March 13, 2013

# CONFERENCE SEMIFINAL TEAM RECORDS

<b>POINTS</b>		
1.	93	Idaho State March 5, 1976
2.	88	Utah State March 14, 2008
3.	87	Idaho State March 11, 1988
4.	86	Fresno State March 11, 2005
5.	84	Weber State March 11, 1994

<b>POINTS ALLOWED</b>		
1.	56	Idaho State March 11, 1988
2.	58	Long Beach State March 5, 1999
3.	60	Weber State March 10, 1989
4.	63	Weber State March 12, 1993
	63	New Mexico State March 11, 2011

<b>LARGEST MARGIN OF VICTORY</b>		
1.	+31 (87-56)	Idaho State March 11, 1988
2.	+18 (81-63)	New Mexico State March 11, 2011
3.	+13 (71-58)	Long Beach State March 5, 1999
4.	+12 (93-81)	Idaho State March 5, 1976
	+12 (84-72)	Weber State March 11, 1994

<b>LARGEST MARGIN OF DEFEAT</b>		
1.	-19 (67-48)	Utah State March 9, 2001
	-19 (88-69)	New Mexico State March 9, 2007
3.	-12 (79-67)	Nevada March 8, 1985
	-12 (85-73)	UTEP March 12, 2004
5.	-9 (70-61)	Montana March 3, 1978

<b>FIELD GOAL PERCENTAGE</b>		
1.	.711 (32-45)	Idaho State March 11, 1988
2.	.543 (25-46)	Weber State March 10, 1989
	.543 (25-46)	Weber State March 12, 1993
4.	.529 (27-51)	Weber State March 11, 1994
5.	.509 (29-57)	Idaho State March 5, 1976
	.509 (28-55)	Utah State March 14, 2008

<b>FIELD GOAL PERCENTAGE DEFENSE</b>		
1.	.365 (19-52)	Idaho State March 11, 1988
2.	.397 (23-58)	Weber State March 12, 1993
3.	.422 (27-64)	Weber State March 11, 1994
4.	.432 (19-44)	New Mexico State March 11, 2011
5.	.447 (21-47)	Long Beach State March 5, 1999

<b>3-POINTERS MADE</b>		
1.	11	Utah State March 14, 2008
2.	10	UTEP March 12, 2004
3.	9	Weber State March 8, 1996
	9	New Mexico State March 9, 2007
	9	New Mexico State March 11, 2011

<b>3-POINT FIELD GOAL PERCENTAGE</b>		
1.	.600 (9-15)	New Mexico State March 11, 2011
2.	.524 (11-21)	Utah State March 14, 2009
3.	.467 (7-15)	Fresno State March 11, 2005
4.	.462 (6-13)	Long Beach State March 5, 1999
5.	.455 (6-11)	Weber State March 10, 1989

<b>FREE THROWS MADE</b>		
1.	35	Idaho State March 5, 1976
2.	26	Weber State March 11, 1994
	26	New Mexico State March 11, 2011
4.	23	Long Beach State March 5, 1999
5.	21	Fresno State March 11, 2005
	21	Utah State March 14, 2008

<b>FREE THROW PERCENTAGE (MIN. 10 ATTEMPTS)</b>		
1.	.852 (23-27)	Long Beach State March 5, 1999
2.	.846 (11-13)	Weber State March 8, 1996
3.	.813 (26-32)	New Mexico State March 11, 2011
4.	.808 (21-26)	Fresno State March 11, 2005
	.808 (21-26)	Utah State March 14, 2008

<b>REBOUNDS</b>		
1.	45	Fresno State March 11, 2005
2.	37	Idaho State March 5, 1976
	37	Idaho State March 11, 1988
4.	36	Utah State March 9, 2001
5.	35	Weber State March 11, 1994

<b>ASSISTS</b>		
1.	22	Idaho State March 11, 1988
2.	19	Weber State March 12, 1993
3.	18	Weber State March 11, 1994
	18	Fresno State March 11, 2005
5.	17	UTEP March 12, 2004
	17	Utah State March 14, 2008

<b>BLOCKS</b>		
1.	7	Weber State March 12, 1993
2.	6	Nevada March 8, 1985
	6	Idaho State March 11, 1988
4.	5	Weber State March 10, 1989
	5	Weber State March 8, 1996

<b>STEALS</b>		
1.	13	Weber State March 11, 1994
2.	9	Idaho State March 11, 1988
	9	New Mexico State March 9, 2007
4.	7	Long Beach State March 5, 1999
5.	6	Weber State March 12, 1993

B  
A  
S  
K  
E  
T  
B  
A  
L  
L

# CONFERENCE CHAMPIONSHIP TEAM RECORDS

## POINTS

1.	107	New Mexico State (3 OT)	March 15, 2008
2.	85	Idaho State	March 12, 1994
3.	80	Idaho	March 13, 1993
4.	78	UTEP	March 12, 2005
5.	77	Weber State (2 OT)	March 6, 1976

## POINTS ALLOWED

1.	59	Idaho	March 11, 1989
2.	61	Montana State	March 12, 1988
3.	68	Idaho	March 13, 1993
4.	70	Weber State (2 OT)	March 6, 1976
5.	77	Utah State	March 11, 2011

## WIDEST MARGIN OF VICTORY

1.	+12 (80-68)	Idaho	March 13, 1993
2.	+7 (77-70)	Weber State (2 OT)	March 6, 1976
3.	+5 (107-102)	New Mexico State (3 OT)	March 15, 2008
4.	+4 (85-81)	Idaho State	March 12, 1994
5.	+2 (63-61)	Montana State	March 12, 1988

## LARGEST MARGIN OF DEFEAT

1.	-13 (91-78)	UTEP	March 12, 2005
2.	-10 (79-69)	New Mexico State	March 6, 1999
3.	-8 (77-69)	Utah State	March 12, 2011
4.	-7 (59-52)	Idaho	March 11, 1989

## FIELD GOAL PERCENTAGE

1.	.596 (28-47)	Montana State	March 12, 1988
2.	.571 (28-49)	Idaho State	March 12, 1994
3.	.568 (25-44)	Idaho	March 13, 1993
4.	.481 (38-79)	New Mexico State (3 OT)	March 15, 2008
5.	.456 (26-57)	Weber State (2 OT)	March 6, 1976

## FIELD GOAL PERCENTAGE DEFENSE

1.	.354 (29-82)	Weber State (2 OT)	March 6, 1976
2.	.387 (24-62)	Idaho State	March 12, 1994
3.	.429 (18-42)	Idaho	March 11, 1989
4.	.446 (37-83)	New Mexico State (3 OT)	March 15, 2008
5.	.458 (22-48)	Idaho	March 13, 1993

## 3-POINTERS MADE

1.	10	New Mexico State (3 OT)	March 15, 2008
2.	7	Idaho State	March 12, 1994
	7	New Mexico State	March 6, 1999
4.	6	Idaho	March 13, 1993
	6	UTEP	March 12, 2005
	6	Utah State	March 12, 2011

## 3-POINT FIELD GOAL PERCENTAGE

1.	.546 (6-11)	Idaho	March 13, 1993
2.	.539 (7-13)	Idaho State	March 12, 1994
3.	.455 (10-22)	New Mexico State (3 OT)	March 15, 2008
4.	.400 (4-10)	Montana State	March 12, 1988
5.	.333 (7-21)	New Mexico State	March 6, 1999

## FREE THROWS MADE

1.	25	Weber State (2 OT)	March 6, 1976
2.	24	Idaho	March 13, 1993
	24	UTEP	March 12, 2005
4.	22	Idaho State	March 12, 1994
5.	21	New Mexico State (3 OT)	March 15, 2008

## FREE THROW PERCENTAGE (MIN. 10 ATTEMPTS)

1.	.893 (25-28)	Weber State (2 OT)	March 6, 1976
2.	.889 (24-27)	UTEP	March 12, 2005
3.	.810 (17-21)	Idaho	March 11, 1989
	.810 (17-21)	Utah State	March 12, 2011
5.	.800 (24-30)	Idaho	March 13, 1993

## REBOUNDS

1.	52	New Mexico State (3 OT)	March 15, 2008
2.	49	Weber State (2 OT)	March 6, 1976
3.	37	UTEP	March 12, 2005
4.	29	Montana State	March 12, 1988
	29	Idaho State	March 12, 1994

## ASSISTS

1.	21	New Mexico State (3 OT)	March 15, 2008
2.	20	Idaho State	March 12, 1994
3.	18	Idaho	March 13, 1993
4.	15	New Mexico State	March 6, 1999
5.	12	Montana State	March 12, 1988
	12	UTEP	March 12, 2005

## BLOCKS

1.	9	Idaho State	March 12, 1994
2.	6	UTEP	March 12, 2005
3.	5	New Mexico State	March 6, 1999
4.	3	Idaho	March 11, 1989
	3	Utah State	March 12, 2011


## STEALS

1.	13	Utah State	March 12, 2011
2.	9	New Mexico State (3 OT)	March 15, 2008
3.	8	Idaho	March 13, 1993
	8	Idaho State	March 12, 1994
5.	6	Idaho	March 11, 1989
	6	New Mexico State	March 6, 1999

BOISE STATE

It was a storybook 1975-76 season for Boise State as the Broncos advanced to the NCAA Tournament for the first time in school history. Head coach Bus Connor led a team with just one senior to the Big Sky Conference title. The Broncos would need two overtimes to finish a run to the NAAs, beating Weber State, 77-70, in the league championship game. Boise State would draw UNLV in the first round of the NCAA Tournament, eventually losing to one of the nation's top scoring machines, 103-78.

Pat Hoke led the Broncos with a 17 points per game average in earning second-team All-Big Sky Conference honors. Point guard Steve Connor provided many thrilling moments en route to his 16.9 points per game average, including a 30-footer at the buzzer to beat Montana in one of the greatest games in Boise State basketball history.




**1975-76 Broncos**  
18-11, 11-5 Big Sky Conference  
Regular Season and Tournament Champions

The 1987-88 Broncos won a then school record 24 games, dominating the Big Sky with a 13-3 conference record. Led by head coach Bobby Dye, the Broncos opened the season by winning 16 of the first 17 games, including a 10-game win streak. The lone loss in that span was a narrow 59-55 defeat at the hands of then fifth-ranked Wyoming, in what is still considered to be one of the most exciting games in school history. The


Broncos made their mark during the 1987-88 season with a swarming defense, which held opponents to just 56.3 points per game, ranking second in the nation.

Led by senior forward Arnell Jones and junior guard Chris Childs, the Broncos defeated Montana State in the Big Sky Championship game before facing Michigan in the first round of the NCAA Tournament. Jones was named Big Sky Player of the Year after averaging a team-best 16.4 points per game while Childs earned first team all-conference honors. His driving lay-in with two seconds to play secured a 63-61 win in the Big Sky title game, as Childs was named tournament MVP.



**1987-88 Broncos**  
24-6, 13-3 Big Sky Conference  
Regular Season and Tournament Champions





**1992-93 Broncos**  
21-8, 10-4 Big Sky Conference  
Tournament Champions

(Chris Childs being the other) to be selected to the All-Big Sky first team three times. Beard led the Broncos in scoring each of his four seasons at Boise State, finishing with a school record 1,944 points.

There have been few wins in Boise State school history sweeter than an 80-68 victory over the University of Idaho in the 1993 Big Sky Conference championship game. Not only did the victory send the Broncos to the NCAA Tournament for the third time, it also came on the road against a Vandal team that had won the league regular season title by virtue of a season sweep of the Broncos.

A 27-point effort by Boise State all-time leading scorer Tanoka Beard propelled the Broncos to the win over Idaho. A week later, the team would face SEC champion Vanderbilt in the NCAA Tournament, falling to the Commodores, 92-72. Beard would end his Bronco career as one of just two Bronco players all-time

It's a difficult thing to repeat as champions. But the 1993-94 Bronco team did just that. Following up on the 21-win season and NCAA Tournament berth of 1992-93 seemed a long shot after an 84-76 loss at Northern Arizona dropped Boise State to 10-11 with just three weeks remaining in the regular season.

Just when things looked bleak, head coach Bobby Dye lit a fire under his Bronco team. Boise State won four of the final five games of the season, and headed into the Big Sky Tournament with a ton of momentum. The Broncos would take wins on three straight nights to lock up back-to-back Big Sky titles. Led by senior forward Shambric Williams, Boise State was up to the task, culminating with an 85-81 victory over Idaho State in the championship game.

A date with national power Louisville awaited in the NCAA Tournament, as a ferocious second half comeback pulled Boise State to within four points of the Cardinals with 30 seconds to play. Louisville held off the charge, winning 67-58, and later advancing to the Sweet 16 of the 1994 NCAA Tournament.

Williams ended the season with many accolades. He and teammate John Coker earned first team All-Big Sky Conference honors. Williams also earned Big Sky Tournament MVP honors and was named Boise State's Most Valuable Player by CBS Sports in the loss to Louisville.



**1993-94 Broncos**  
17-13, 7-7 Big Sky Conference  
Tournament Champions



## 2007-08 Broncos 25-9, 12-4 WAC

### Regular Season and Tournament Champions

The facts speak for themselves: In terms of wins, the 2007-08 season was the most successful in the history of the Boise State University men's basketball program.

With a share of the Western Athletic Conference regular-season title, the WAC Tournament championship, an appearance in the NCAA Tournament, the most overall wins in a single season (25), and the most road wins ever (12) in one year, the 2007-08 Broncos enjoyed a season that was unprecedented in the annals of BSU men's basketball.

And if the highlight of the Broncos' 2007-08 season — their thrilling triple overtime win over New Mexico State in the WAC championship game — wasn't the greatest game in the program's history, it's certainly high on the list.

Playing against the defending league champion Aggies, the Broncos' gritty 107-102 three OT victory on NMSU's home court rivals the 1975-76 team's double overtime triumph over Weber State in the Big Sky title game as perhaps the best men's basketball game in school history.

After the Broncos earned a share of the regular-season title, they opened the WAC Tournament with

an 80-74 win over Hawaii. Boise State then defeated Utah State 88-78 in the semifinals to advance to the championship game against New Mexico State.

Led by Reggie Larry's 31 points and 16 rebounds and Matt Nelson's 26 points, the Broncos beat the Aggies and reached the NCAAs for the first time in 14 years. The title game between BSU and New Mexico State was tied at 71 at the end of regulation, at 80 after the first overtime, and at 92 after two OTs. Tyler Tiedeman scored 17 points, Matt Bauscher added 14, and Anthony Thomas had 13 for the Broncos in the title game. During their three wins in the WAC Tournament, the Broncos averaged 91.7 points per game and shot over 50 percent from the floor and the 3-point line.

Boise State's season continued the following week with a trip Birmingham, Ala., and an appearance in the first round of the NCAA Tournament. Although BSU lost 79-61 to Louisville in the opening round, the 2007-08 season will go down as one of the best in Bronco basketball lore.

In addition to ending the year at 25-9 for the most wins in the program's history, Boise State finished the season third in the country in field goal percentage (50.8 percent), seventh in assists per game (17.8/game), 10th in scoring (81.4 ppg), and 20th in 3-point field goal percentage (39.3 percent). The 2007-08 Broncos also set new school marks for points scored (2,767), field goals made (994), 3-point field goals made (271), and assists (605).

Individually, the Broncos reaped the rewards of a successful season. Head coach Greg Graham was named the WAC Coach of the Year and National Association of Basketball Coaches District 13 Coach of the Year while Larry was named first-team All-WAC, U.S. Basketball Writers Association All-District VII, and MVP of the WAC Tournament. Nelson earned second-team All-WAC recognition and claimed a spot on the WAC All-Tournament team while Bauscher claimed All-Tournament honors and was on the WAC All-Defensive team.

B  
A  
S  
K  
E  
T  
B  
A  
L  
L



## 2012-13 Broncos

21-11, 9-7 Mountain West Conference  
NCAA At-Large Bid

**Back Row (L-R):** Tyler Smith, Jeff Linder, John Rillie, Anthony Drmic, Joey Nebeker, Vukasin Vojovic, Darrius Hamilton, Kenny Buckner, Ryan Watkins, Jake Ness, Edmunds Dukulis, Chris Cobbina, Dave Wojcik, Steve Schultz, Raul Ibarra  
**Front Row (L-R):** Dylan Theis, Bryce Martin, Thomas Bropleh, Mikey Thompson, Jeff Elorriaga, Leon Rice, Igor Hadziomerovic, Derrick Marks, Joe Hanstad, Ryan Lundgren, Chip Ursery

The 2012-13 Broncos were supposed to be on the cusp. They were supposed to be approaching the doorstep. The team with 10 freshmen or sophomores and just one senior wasn't supposed to knock on the door. Instead, Boise State kicked the door down.

In Leon Rice's third year as head coach, the Broncos earned the first at-large berth to the NCAA Tournament in school history. Sophomores Anthony Drmic and Derrick Marks combined to average 34 points per game and were both named second-team All-Mountain West. Junior Jeff Elorriaga continued his role as 'the glue guy,' but complemented his intangibles with 84 three-pointers and the sixth-best three-point percentage in the country. Junior Ryan Watkins pulled down more than 100 offensive rebounds and shot .617 from the floor, the eighth-best single-season effort in school history.

As a team Boise State shot 46 percent from the floor, including 39.1 percent from three-point range, and added a school-record 74.7 percent clip from the free throw line. All of that offensive prowess equaled the highest scoring team in the Mountain West at 73.2 points per game.

A four-point loss at No. 15 Michigan State showed what the team was capable of. Eight days later the country received the message loud and clear with an 83-70 win at No. 11 Creighton. That game also put Marks on the map. The guard scored 35 points, including 18-straight in the second half, lifting the Broncos to a statement win against the highest-ranked foe any Bronco team has beaten. The Broncos went on to post a 12-2 record in the nonconference portion of their schedule, the most regular-season nonconference wins in school history.

The early-season momentum carried into the Mountain West slate. Boise State opened conference play at Wyoming and a three-pointer at the buzzer by Elorriaga handed the Cowboys their first loss of the season.

The Broncos went on to win nine Mountain West games, including the final seven home contests to complete a 14-1 record at Taco Bell Arena. A thrilling victory against Colorado State in front of 11,238 fans put Boise State firmly on the NCAA Tournament bubble. That game included yet another second-half explosion from Marks who finished the game with 38 points, 33 coming after halftime. The home finale gave the Broncos another opportunity for a resume-building win with San Diego State coming to town. The Broncos obliged with an exciting wire-to-wire win, getting 27 points from Marks and 23 more from Drmic. The 69-65 win gave Boise State a winning record in conference play and tied them for fourth in the final standings.

After falling in the first round of the conference tournament in a rematch with the Aztecs, Boise State sweated out Selection Sunday. In one of the final pairings announced, the Broncos heard their names called and were set for a meeting with La Salle in the opening round.

Boise State, a No. 13 seed in the West Region, traveled to Dayton, Ohio, to take on fellow No. 13 seed La Salle in the First Four. Despite shooting nearly 50 percent from the floor, The Broncos fell short in an 80-71 loss at the hands of the Explorers who eventually made a run to the Sweet Sixteen. Drmic led the way with 28 points, the most scored by a Bronco in a postseason tournament game. It was his seventh 20-point game in the final eight contests.

The postseason performance capped a breakout sophomore year for Drmic. The most consistent scorer for Boise State, Drmic averaged 17.7 points per game and scored in double figures in 27 of the 32 games. He upped his scoring average to 18.8 points per outing in conference play, the top mark in the league.





**Abe Jackson and Bob Behler**

All of the Bronco broadcasts, including games and shows, will be streamed live at [brncosports.com](http://brncosports.com), in addition to the following stations:

KBOI-AM (670) in Boise is the flagship station for the Bronco Radio Network. The rest of the network includes KKGL-FM (96.9) in Boise; KCHQ-FM (102.1) in Driggs; KID-FM (96.1) in Idaho Falls; KDZY-FM (98.3) in McCall; KOFE-AM (1240) in St. Maries; KSNQ-FM (98.3) in Twin Falls; KCHQ-FM (102.1/102.9) in Jackson, Wyo.; and KCHQ-FM (102.5) in Teton Village, Wyo.

Returning for their sixth season are veteran play-by-play announcer Bob Behler - the 2010 Idaho Sportscaster of the Year - and former Boise State basketball star Abe Jackson.

Behler came to Boise after serving nine years as the Director of Broadcast Services at UMass, where he won eight Associated Press awards for his play-by-play of Minutemen sports. From 1986-99, Behler was the voice at Bucknell (Penn.), and from 1985-86, he broadcast for the Chattanooga Lookouts AA baseball team.

Behler received his bachelor's degree in broadcast news from Georgia in 1985, where he announced women's basketball and baseball. Behler's past freelance credits include the NCAA Basketball Tournament for CBS Radio and SportsCenter updates for ESPN Radio. A native of Stockton, Calif., he got his broadcasting start while in high school doing local sports.

A lifelong resident of Boise, Jackson graduated from Bishop Kelly High School in 1998, the year they won the state championship. He attended Boise State the following year, making the Big West All-Tournament Team as a freshman and garnering All-Western Athletic Conference honors by the time he was a senior. In 2003 he played professional basketball in France (Valence-Condom), then returned to the Treasure Valley to complete his degree in communication at Boise State in 2006.

## Bronco Sports Properties



Bronco Sports Properties (BSP) is the multimedia rights holder and sports marketing arm for Boise State University athletics.

In addition to statewide radio and TV broadcast programming for Boise State athletics, BSP offers corporate customers a multitude of marketing and media sponsorship opportunities that include television, venue signage, event sponsorship, gameday promotions, video features, hospitality, overall

marketing partnerships and the continued development of the Broncos' official Web site: [www.broncosports.com](http://www.broncosports.com).

Dan Hawley serves as general manager of Bronco Sports Properties. He is assisted by senior account executive Joey King and account executive Kevin Tiemann.

Bronco Sports Properties is a property of Learfield Sports, which manages multimedia rights for more than 50 collegiate institutions and associations. Dallas-based Learfield Sports also secures marketing partnerships for the Black Coaches & Administrators (BCA) and provides exclusive sports programming to more than 1,000 radio stations throughout the country.



**Dan Hawley**  
General Manager



**Joey King**  
Sr. Account Exec.



**Kevin Tiemann**  
Account Exec.

Learfield Sports is an operating unit of Jefferson City, Mo., based Learfield Communications, Inc.

To learn more about the company and its collegiate portfolio, visit [www.learfieldsports.com](http://www.learfieldsports.com).



# MEDIA INFORMATION

## LOCAL MEDIA DIRECTORY

**Note: Idaho's area code is 208**

Legend: SD = sports director, SE = sports editor, SC = sports columnist,  
SR = sports reporter, BC = bureau chief

### TELEVISION

#### **KTVB (NBC)**

P.O. Box 7, Boise, ID 83707

Sports Line . . . . . 375-7277  
Fax Line . . . . . 375-7770  
Website . . . . . KTVB.com

#### **Sports Staff**

Jay Tust (SD) . . . . . 375-7277  
jtust@ktvb.com  
Ryan Larrondo (SR) . . . . . 375-7277  
rlarrondo@ktvb.com

#### **KBOI (CBS)**

P.O. Box 2, Boise, ID 83707

Sports Line . . . . . 472-2203  
Fax Line . . . . . 472-2211  
Website . . . . . KBOI2.com

#### **Sports Staff**

Chris Nettleton (SD) . . . . . 472-2203  
cnettleton@kboi2.com  
Bryan Levin (SR) . . . . . 472-2203  
blevin@kboi2.com

#### **KIVI (ABC)**

1866 Chisholm Rd., Nampa, ID 83661

Sports Line . . . . . 381-6663  
Fax Line . . . . . 381-6681  
Website . . . . . Idaho6.com

#### **Sports Staff**

Paul Gerke (SD) . . . . . 381-6665  
pgerke@jrn.com

### RADIO

#### **KBOI (AM 670)**

P.O. Box 1280, Boise, ID 83702

Sports Line . . . . . 336-3670  
Fax Line . . . . . 336-3735  
Website . . . . . 670KBOI.com

#### **Sports Staff**

Paul J. Schneider (SD) . . . . . 336-3670  
paul.schneider@citcomm.com  
Bob Behler (PBP) . . . . . 429-5584  
bob.behler@mail.citcomm.com

#### **KTIK (AM 1350)**

1419 W. Bannock, Boise, ID 83701

Sports Line . . . . . 424-1350  
Fax Line . . . . . 336-3735  
Website . . . . . KTIK.com

#### **Sports Staff**

Jeff Caves (SD) . . . . . 336-3670  
jeff.caves@citcomm.com

#### **KIDO (AM 580)**

827 E. Park Blvd., Suite 201, Boise, ID 83712

Sports Line . . . . . 344-6363  
Fax Line . . . . . 327-8800  
Website . . . . . 580KIDO.com

#### **Sports Staff**

TBA (SD) . . . . . 344-6363

#### **ESPN Boise (FM 96.5 & AM 730)**

Impact Radio Group

5660 Franklin Rd. Suite 200, Nampa, ID 83687  
Sports Line . . . . . 465-9966  
Website . . . . . www.esphboise.com

#### **Sports Staff**

Rick Worthington (PD) . . . . . 475-5224  
rickw@impactradiogroup.com  
John Mallory . . . . . 475-5207

johnny

### NEWSPAPERS

#### **Arbiter (BSU Student)**

1910 University Dr., Boise, ID 83725

Sports Line . . . . . 345-8204  
Fax Line . . . . . 426-3198  
Website . . . . . ArbiterOnline.com

#### **Sports Staff**

TBA (SE) . . . . . 426-3600  
sports@arbiteronline.com

#### **Idaho Press Tribune**

1618 Midland Blvd., Nampa, ID 83652

Sports Line . . . . . 465-8111  
Fax Line . . . . . 467-9562  
Website . . . . . IdahoPress.com

#### **Sports Staff**

Tom Fox (SE) . . . . . 467-8111  
tfox@idahopress.com  
BJ Rains (SR) . . . . . 467-8111  
bjrains33@gmail.com

#### **Idaho Statesman**

1200 N. Curtis Rd., Boise, ID 83704

Sports Line . . . . . 377-6420  
Fax Line . . . . . 373-6505  
Website . . . . . IdahoStatesman.com

#### **Sports Staff**

Mike Prater (SE) . . . . . 377-6421  
mprater@idahostatesman.com  
Chadd Cripe (SR) . . . . . 377-6398  
ccripe@idahostatesman.com  
Brian Murphy (SC) . . . . . 377-6444  
bmurphy@idahostatesman.com  
Dave Southorn (SR) . . . . . 890-0295  
dsouthorn@idahostatesman.com

### WIRE SERVICE

#### **Associated Press**

P.O. Box 1187, Boise, ID 83701

Main Line . . . . . 343-1894  
Fax Line . . . . . 344-0135

#### **Sports Staff**

Todd Dvorak (BC) . . . . . 343-1894  
tdvorak@ap.org

## BOISE STATE ATHLETICS SPORTS INFORMATION

### MAX CORBET

Associate Athletic Director  
Communications

**Sports:** Secondary Football; Interview contact  
for Head Football Coach Chris Petersen

**Office:** 426-1515 • **Cell:** 859-6952  
**Fax:** 426-1778 • mcorbet@boisestate.edu



### JOE NICKELL

Sports Information Director

**Sports:** Primary Football & Player interviews contact;  
Wrestling; Men's and Women's golf

**Office:** 426-3868 • **Cell:** 631-5483  
**Fax:** 426-1778 • joenickell@boisestate.edu



### DOUG LINK

Assistant Sports Information Director

**Sports:** Women's Basketball; Women's Volleyball;  
Men's and Women's Tennis

**Office:** 426-1027 • **Cell:** 861-2796  
**Fax:** 426-3361 • dlink@boisestate.edu



### MICHELLE SMITH

Assistant Sports Information Director  
Web Site Coordinator

**Sports:** Gymnastics; Men's and Women's  
Cross Country; Men's and Women's  
Track & Field

**Office:** 426-3438 • **Cell:** 949-1037  
**Fax:** 426-3361 • michellerailsback@boisestate.edu




### MICHAEL WALSH

Assistant Sports Information Director

**Sports:** Men's Basketball;  
Softball

**Office:** 426-1106 • **Cell:** 208-921-7396  
**Fax:** 426-3361 • michaelwalsh1@boisestate.edu



### JOCELYN PERRY

Sports Information  
Graduate Assistant

**Sports:** Women's Soccer; Women's  
Swimming and Diving

**Office:** 426-4675 • **Cell:** 425-466-7465  
**Fax:** 426-1778 • jocelynerry@boisestate.edu



### Boise State

#### Press Row/Box Phone Numbers

Bronco Stadium . . . . . 426-1408  
Taco Bell Arena . . . . . 426-1503  
Boise State Soccer Stadium . . . . . 861-2796  
Boas Tennis & Soccer Center . . . . . 426-5737  
Bronco Gym - Volleyball . . . . . 949-1037



BOISE STATE

# REESE'S MOUNTAIN WEST MEN'S & WOMEN'S BASKETBALL CHAMPIONSHIPS



**MARCH 10 - 15, 2014**

**THOMAS & MACK CENTER  
LAS VEGAS, NEVADA**



[www.TheMW.com/2014](http://www.TheMW.com/2014)

For tickets, please visit your favorite MW institution's athletic ticket office.

# 2013-14 SCHEDULE

Date	Opponent	Location	Time (Local)	TV
Nov. 1	Lewis-Clark State (Ex.)	Boise	7 p.m. (MT)	
Nov. 8	UT Arlington	Boise	8 p.m. (MT)	
Nov. 15	Simpson	Boise	7 p.m. (MT)	
Nov. 19	Seattle	Boise	7 p.m. (MT)	ROOT
Nov. 23	at New Orleans	New Orleans	11 a.m. (CT)	
Nov. 27	vs. Idaho	Boise (CenturyLink Arena)	TBD (MT)	
Nov. 29	Portland State	Boise	6 p.m. (MT)	
Dec. 3	Utah	Boise	8:05 p.m. (MT)	CBSSN
Dec. 5	Carroll College	Boise	8 p.m. (MT)	
Dec. 10	at Kentucky	Lexington, Ky.	9 p.m. (ET)	ESPN
Dec. 14	Saint Mary's	Boise	4:05 p.m. (MT)	ROOT
Dec. 22	at Hawai'i	Honolulu	8 p.m. (HT)	ESPNU
Dec. 23	vs. TBD	Honolulu	TBD (HT)	ESPN2/ESPNU
Dec. 25	vs. TBD	Honolulu	TBD (HT)	ESPN2/ESPNU/ESPN3
Jan. 4	Fresno State	Boise	7 p.m. (MT)	ESPN3
Jan. 8	at San Diego State	San Diego	8:05 p.m. (PT)	ESPNU/ESPN3
Jan. 11	Wyoming	Boise	7 p.m. (MT)	ESPN3
Jan. 14	at Nevada	Reno, Nev.	7:05 p.m. (PT)	MWN
Jan. 18	Utah State	Boise	7 p.m. (MT)	ESPN3
Jan. 21	at New Mexico	Albuquerque, N.M.	7:15 p.m. (MT)	CBSSN
Jan. 25	San Jose State	Boise	4:05 p.m. (MT)	ROOT
Jan. 29	Air Force	Boise	7:05 p.m. (MT)	ROOT
Feb. 1	at UNLV	Las Vegas	5:05 p.m. (PT)	CBSSN
Feb. 5	San Diego State	Boise	7:15 p.m. (MT)	CBSSN
Feb. 8	at Utah State	Logan, Utah	4:05 p.m. (MT)	CBSSN
Feb. 12	New Mexico	Boise	7:15 p.m. (MT)	CBSSN
Feb. 18	at Colorado State	Fort Collins, Colo.	9:05 p.m. (MT)	ESPNU/ESPN3
Feb. 22	UNLV	Boise	6:05 p.m. (MT)	CBSSN
Feb. 26	at Fresno State	Fresno, Calif.	6:05 p.m. (PT)	CBSSN
March 1	at Wyoming	Laramie, Wyo.	4:05 p.m. MT	CBSSN
March 5	Nevada	Boise	7 p.m. (MT)	MWN
March 8	at Air Force	USAFA, Colo.	Noon (MT)	ROOT
<b>2014 Reese's Mountain West Basketball Championship</b>				
March 12	Seeds #6-11	Las Vegas	TBD	MWN
March 13	Quarterfinals	Las Vegas	TBD	CBSSN
March 14	Semifinals	Las Vegas	TBD	CBSSN
March 15	Championship	Las Vegas	TBD	CBS