



Typical Land Rig


Off Drawworks Side View



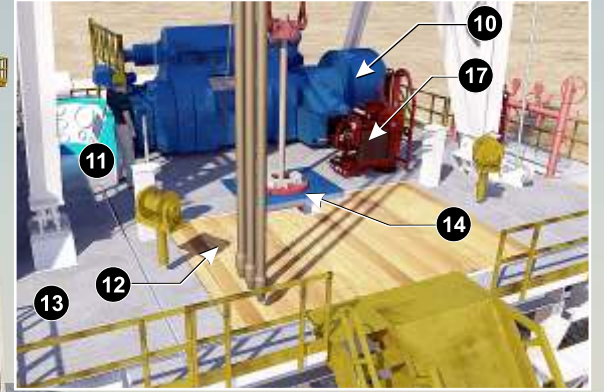
Drawworks and Top Drive View





Mud System View



Drillers Side View



Pressure Control View



- | | | | |
|----------------------|-----------------------|---------------------------|-----------------------------|
| 1. Crown | 15. Substructure | 29. Mud Mixing Pumps | 43. B.O.P. Accumulator Unit |
| 2. Mast | 16. Dog House | 30. Mud Pumps | 44. Workshop |
| 3. Catline Boom | 17. Iron Roughneck | 31. Pulsation Dampeners | 45. Pumps Parts Storage |
| 4. Racking Platform | 18. Gas Flare | 32. Shock Hoses | 46. Fuel Tank |
| 5. Drill Line | 19. Degasser | 33. Mud Discharge Lines | 47. Junk Bin |
| 6. Traveling Block | 20. Shale Shaker | 34. Hydraulic Power Unit | 48. Wireline Spooler |
| 7. Top Drive | 21. Mud Gas Separator | 35. Sand Trap | 49. Stairway with Ramp |
| 8. Rotary Hose | 22. Shale Sloop | 36. Tubing Board | 50. Catwalk |
| 9. Standpipe | 23. Mud Cleaner | 37. Drilling Water Tank | 51. Drill Pipe |
| 10. Drawworks | 24. B.O.P. Stack | 38. Power House | 52. Pipe Rack |
| 11. Drillers Console | 25. Mud Agitators | 39. Cable Tray | 53. Choke Manifold |
| 12. Pipe Setback | 26. Mud Tanks | 40. Engine and Generators | 54. Rotating Head |
| 13. Drill Floor | 27. Mud Sack Storage | 41. Compression Station | 55. Flow Line |
| 14. Rotary Table | 28. Mud Mixing Hopper | 42. Parts Storage | |

This image provided by National Oilwell Varco. It is provided for informational purposes only. It is not intended to reflect or address proper rig-up or safety procedures. There may be additional requirements for certain safety equipment that is not depicted in this poster. National Oilwell Varco assumes no liability for any issues arising from the use of this image.



One Company . . . Unlimited Solutions

www.nov.com
corporatemarketing@nov.com

© 2008 National Oilwell Varco
D391000231-MKT-001 Rev. 02