

FINAL 1983-84 UNIVERSITY OF COLORADO BASKETBALL STATISTICS / MON 16, LOST 13 (3-11 Big Eight; 13-2 Home, 2-10 Road; 0-1 Neutral)

Compiled by CU Assistant SID/Statistician David Platt

NO. PLAYER	G-BS-CG	MIN-AVG.	FG-FGA PCT.	FT-FTA PCT.	PTS. AVG.	Rebounds			AST AVG.	STL	BLK	TO	PF-DQ	DK	PLUS/ MINUS	SCORING Lo High/Opponent				
						OFF	DEF	TOT												
24 JAY HUMPHRIES...	29-29-13	1120-38.6	170-534	.509	108-137	788	448	15.4	24	70	94	3.2	173	6.0	101	3	90	87-3 26	+22	7 31/Rochurst
45 RANDY DOMAS....	29-29-0	926-31.9	167-287	.582	104-128	815	438	15.1	53	101	154	5.3	29	1.0	11	13	56	75-2 3	+50	2 28/Iowa State
32 ALEX STIVRINS...	29-29-2	980-33.8	143-257	.556	66-121	545	352	12.8	100	166	266	9.2	83	2.9	47	80	79-1 16	+95	2 21/Oklahoma	
25 VINCE KELLEY....	29-29-1	975-33.6	116-268	.433	81-109	743	313	10.1	60	138	198	6.8	55	1.9	27	11	70	94-7 12	-6	2 20/Colorado State
14 MIKE REID.....	29-24-1	813-28.0	94-220	.427	66-105	629	254	8.8	30	51	81	2.8	87	3.0	44	3	72	80-4 0	-2	0 25/Kansas
10 TONY PRUITT....	27-5-0	563-20.9	67-146	.459	42-56	750	176	6.5	22	31	53	2.0	47	1.7	14	3	43	64-4 0	+21	0 18/@Cal-Irvine
55 DON YOWELL....	29-0-0	199-6.9	19-40	.475	19-25	760	57	2.0	13	28	41	1.4	7	0.2	3	3	19	30-0 0	-77	0 10/@Iowa State
44 RISS TEARNEY...	21-0-0	98-4.7	10-19	.526	5-7	714	25	1.2	3	5	8	0.4	5	0.2	1	0	7	9-0 0	-27	0 5/Regis
15 DARREN DUNLAP...	13-0-0	21-1.6	2-11	.182	5-9	556	9	0.7	0	2	2	0.2	2	0.2	0	0	3	1-0 0	-22	0 5/@Missouri
12 BARRY ANDERSON...	20-0-0	140-7.0	6-27	.222	0-3	000	12	0.6	3	21	24	1.2	12	0.6	4	3	14	21-0 0	-66	0 4/Regis; @Irvine
30 BRIAN CUNNINGHAM	12-0-0	28-2.3	3-4	.750	1-3	333	7	0.6	2	3	5	0.4	1	0.1	0	1	2	1-0 0	-23	0 3/@Missouri
34 BRAD DAVIS.....	8-0-0	12-1.5	1-5	.200	0-0	000	2	0.3	1	1	2	0.3	0	0.0	0	0	3	0-0 0	-20	0 2/@Klathama
COLORADO.....	29-29-17	5875	798-1618	.493	497-703	707	2093	72.2	311	617	1006*	34.7	501	17.3	248	69	459	541-21 57	-55	48 98/Iowa State
OPPONENTS.....	29-29-14	5875	871-1793	.486	362-521	695	2104	72.6	342	577	981*	33.8	508	17.5	194	74	459	619-30 47	+55	42 100/OKlathama

*Team rebounds: Colorado 78, Opponents 62. **Deadball Rebounds:** Colorado 63, Opponents 57. **Rebound Percentage:** .506. **Rebound Margin:** +0.9.

TURNOVER EXCHANGE: Colorado's 459 turnovers led to 418 Opponent points (0.91 per turnover); Opponents 459 turnovers led to 521 Colorado points (1.14).

BENCH SCORING: Colorado 257 (8.9/game); Opponents 402 (13.9/game). **POSSESSION PERCENTAGE:** Colorado scored on 1,081 of 2,205 possessions, 49.0 percent; Opponents scored on 1,069 of 2,212 possessions, 48.3 percent.

PAST BREAKS/TIMES SCORED: Colorado 328/235 (.777); Opponents 226/162 (.717).

CHARGES TAKEN: Colorado (55)—Reid 20, Humphries 15, Stivrins 9, Yowell 5, Downs 2, Kelley 2, Pruitt 2; Opponents 57.

SAVES: Colorado (116)—Humphries 50, Stivrins 22, Reid 20, Downs 8, Yowell 6, Kelley 5, Pruitt 5; Opponents 60.

BASKETS OFF OFFENSIVE REBOUNDS: Colorado (110)—Stivrins 40, Downs 24, Kelley 19, Humphries 8, Yowell 7, Reid 6, Pruitt 5, Davys; Opponents 135.

TIMES FOULLED: Colorado (619)—Humphries 125, Stivrins 125, Kelley 105, Downs 96, Reid 89, Pruitt 41, Yowell 19, Anderson 5, Dunlap 5, Tearney 5, Cunningham 2.

TECHNICAL FOULS: Colorado (3)—Coach Apke 2; Assistant Coaches 1; Opponents 5.

TECHNICAL FOUL SHOOTING: Colorado (6-9): Downs 5-7, Humphries 1-2; Opponents 5-6.

GAME WINNING POINTS (16) — Downs 4, Kelley 4, Humphries 3, Stivrins 2, Pruitt, Reid, Yowell; Opponents 13.

Attendance Summary		G Attendance		Average		High		Low		W-1	
In Boulder.....	15	114,887	7,659.1	11067	4525	13-2					
On the road.....	13	132,405	10,185.0	15500	1722	3-10					
Neutral Site.....	1	16,801	16,801.0	16801	1722	0-1					
Total.....	29	264,093	9,106.7	16801	1722	16-13					

Point Differential		1		2		3		4		5		6		7		8		9		10		11		12		13		16		17		38	
COLORADO.....	0	1	2	2	1	0	2	1	1	2	2	0	0	1	1	1	0	1	1	0	1	1	0	1	1	0	1	1	0	1	0		
Opponents.....	0	2	0	0	1	1	1	1	2	0	1	1	1	1	1	1	1	1	1	1	1	1	1	1	1	1	1	1	1	1	1		

ONE & ONES		Made Att.		Pct.		THREE POINT PLAYS		Made Att.		Pct.	
Dunlap.....	2	2	1,000	1	1	1,000	1	1	1,000	1	1,000
Downs.....	17	19	.895	Humphries.....	10	11	.909				
Yowell.....	6	7	.857	Humphries.....	4	5	.800				
Humphries.....	28	34	.824	Reid.....	3	4	.750				
Kelley.....	14	19	.737	Pruitt.....	9	13	.692				
Reid.....	17	28	.607	Downs.....	4	7	.571				
Stivrins.....	13	24	.542	Kelley.....	4	8	.500				
Tearney.....	1	2	.500	Colorado.....	35	49	.714				
Anderson.....	0	1	.000	Opponents.....	26	45	.578				
Cunningham.....	0	1	.000	GOAL TENDING		Off Def Total					
Colorado.....	106	149	.711	Anderson.....	0	1	1				
Opponents.....	74	103	.718	Downs.....	0	1	1				
JUMP BALLS		Won Lost Pct.		COLORADO.....		Opponents.....					
Opening Tap.....	17	12	.586	Colorado.....	0	2	2				
Overtime.....	1	2	.333	Opponents.....	3	10	13				
NCAA Rule.....	23	25	.479								

Composite Linescore		1 (avg.)		2 (avg.)		OT		OT		Total		Margin	
COLORADO.....	985	(34.0)	1085	(37.3)	16	9	-	2,093	(72.2)	-0.4			
Opponents.....	984	(33.9)	1082	(37.3)	18	20	-	2,104	(72.6)	+0.4			

Record Breakdown		Sun Mon Tue Wed Thu Fri Sat		Nov Dec Jan Feb Mar		Apr Eye TV		Total								
OVERALL.....	0-0	2-2	1-0	6-4	2-0	1-2	4-5	2-0	4-4	5-3	4-4	1-2	1-3	15-10	6-5	16-13
Home.....	0-0	2-2	1-0	5-1	1-0	1-1	3-0	2-0	3-1	4-1	4-0	0-0	1-0	12-2	5-1	13-12
Road.....	0-0	0-2	0-0	1-3	1-0	0-0	1-5	0-0	1-3	1-2	0-4	1-1	0-3	3-7	1-3	3-10
Neutral.....	0-0	0-0	0-0	0-0	0-0	0-1	0-0	0-0	0-0	0-0	0-0	0-1	0-0	0-1	0-1	0-1

CURRENT WINNING/LOSING STREAKS: HOME: 6, winning (1/25/84—current); ROAD: 1, winning (3/07/84—current); NEUTRAL: 1, losing (3/09/84—current); OVERALL: 1, losing.

DOUBLE-FIGURE SCORING GAMES: Colorado (108) — Downs 24, Humphries 23, Stivrins 22, Kelley 18, Reid 15, Pruitt 7, Yowell 1.

DOUBLE-FIGURE REBOUNDING GAMES: Colorado (21) — Stivrins 14, Kelley 5, Downs 2.

20-PLUS SCORING GAMES: Colorado (16) — Humphries 7, Downs 6, Kelley, Reid, Stivrins.

DOUBLE-FIGURE REBOUNDING GAMES: Colorado (21) — Stivrins 14, Kelley 5, Downs 2.

DOUBLE-DOUBLES (Scoring & Rebounding): Colorado (18) — Stivrins 12, Kelley 4, Downs 2.

HALVES WON: FIRST: Colorado 16, Opponents 15; CU was 14-2 when it lead at the half. SECOND: Colorado 13, Opponents 13, 3 ties; CU was 2-11 when it trailed at the half.

BUFF FG SHOOTING Made Att. Pct. BUFF FT SHOOTING Made Att. Pct.

First Half..... 394 820 .480 Home..... 298 405 .736

Second Half..... 394 778 .506 Road..... 199 298 .668

Overtime..... 10 20 .500

Home..... 416 835 .498

First Half..... 209 407 .514

Second Half..... 207 428 .484

Overtime..... 10 20 .500

Home..... 416 835 .498

Leading at Half..... 14 2 .875

Fewer Turnovers..... 10 1 .909

Outrebounded For..... 10 4 .714



Date	Opponent	Result	Record	CU High Scorer	High Rebounder	High Assists	High Steals	Attend.	Time
N 25	ROCKHURST.....	W 87- 77	1- 0	Humphries.....31	Kelley.....11	Humphries..... 9	Humphries... 6	5,686	1:30
N 28	REGIS.....	W 58- 42	2- 0	Kelley/Stiv...13	Kelley.....13	Humphries..... 7	Humphries... 4	4,525	1:27
D 3	OREGON.....	W 61- 59	3- 0	Humph/Kelley..16	Stivrins.....10	Stivrins..... 4	Reid..... 4	7,580	1:27
D 5	@Utah.....	L 85- 91	3- 1	Humphries.....25	Stivrins..... 9	Humphries..... 8	Humphries... 3	11,651	1:41
D 7	COLORADO STATE... W 69- 58	4- 1	Kelley.....20	Stivrins.....13	Stivrins..... 4	Humphries... 4	Humphries... 4	7,938	1:31
D 10	@Cal-Irvine.....	W 95- 86	5- 1	Humphries.....25	Downs..... 8	Pruitt..... 6	Humphries... 8	1,722	1:41
D 19	@Iowa.....	L 56- 72	5- 2	Downs.....16	Stivrins..... 8	Hump/Stiv/Reid 3	Humphries... 2	15,500	1:41
D 21	@Duke.....	L 72- 79	5- 3	Stivrins.....19	Stivrins..... 8	Humphries..... 5	Humphries... 3	8,300	1:41
D 27	TEXAS CHRISTIAN... W 70- 65	6- 3	Humphries.....30	Stivrins.....11	Humphries..... 6	Humphries... 6	6,407	1:27	
D 30	LOYOLA-CHICAGO... L 75- 77	6- 4	Downs.....23	Kelley.....12	Humphries..... 6	Humphries... 5	5,104	1:41	
J 5	WYOMING.....	W 70- 63	7- 4	Downs.....27	Stivrins.....12	Humphries..... 5	Humphries... 5	6,976	1:51
J 9	PEPPERDINE.....	W 74- 57	8- 4	Humphries.....20	Stivrins.....14	Humphries.....10	Humphries... 5	6,642	1:37
J 12	@Marquette.....	W 66- 62	9- 4	Humphries.....22	Stivrins..... 8	Reid..... 6	Hmp/Stv/Reid 2	10,669	1:39
J 14	†@Kansas.....	L 48- 53	9- 5	Downs.....14	Stivrins.....10	Stivrins..... 4	Reid..... 3	12,700	1:37
J 18	†OKLAHOMA.....	L 89-100**	9- 6	Stivrins.....21	Stivrins.....12	Humphries..... 8	Humphries... 7	10,649	2:17
J 21	†@Oklahoma State.. L 74- 76*	9- 7	Stivrins.....19	Stivrins.....12	Humphries..... 6	Humphries... 5	6,100	1:57	
J 25	†KANSAS STATE....	W 74- 66	10- 7	Downs.....17	Stivrins.....16	Humphries..... 8	Reid..... 3	7,986	1:28
J 28	†NEBRASKA.....	W 60- 57	11- 7	Stivrins.....19	Stivrins.....12	Humphries..... 8	Humph/Reid.. 3	11,067	1:37
F 1	†@Missouri.....	L 51- 89	11- 8	Downs/Kelley..10	Kelley..... 9	Hump/Stiv/Yowl 2	Humphries... 5	11,474	1:36
F 8	†IOWA STATE.....	W 98- 88	12- 8	Downs.....28	Kelley..... 8	Humphries.....10	Humph/Reid.. 3	7,220	1:54
F 11	†OKLAHOMA STATE... W 83- 72	13- 8	Humphries.....16	Stivrins.....10	Humphries.....12	Hmp/Stv/Prtt 2	8,395	1:39	
F 15	†@Kansas State....	L 64- 74	13- 9	Reid.....18	Stivrins.....11	Reid..... 3	Reid..... 3	7,400	1:54
F 18	†@Oklahoma.....	L 80- 93	13-10	Reid.....18	Stivrins..... 8	Humphries..... 7	Stivrins... 2	11,423	1:31
F 22	†MISSOURI.....	W 73- 66	14-10	Kelley.....19	Kelley/Stiv... 8	Humphries..... 7	Humphries... 4	8,370	1:36
F 25	†@Nebraska.....	L 67- 75	14-11	Humphries.....22	Kelley..... 5	Humphries/Reid 4	Hmp/Kel/Reid 2	9,994	1:37
F 29	†KANSAS.....	W 89- 85	15-11	Reid.....25	Stivrins.....11	Humphries..... 7	Humphries... 7	10,342	1:57
M 3	†@Iowa State.....	L 62- 70	15-12	Kelley/Downs..12	Yowell..... 9	Reid..... 7	Kl/Hm/Rd/Stv 1	14,162	1:43
M 7	@@Iowa State.....	W 65- 62	16-12	Downs.....18	Kelley..... 7	Humphries..... 7	Stivrins/Rd 2	11,310	1:46
M 9	†@Oklahoma.....	L 78- 90	16-13	Downs.....24	Kelley..... 9	Humphries..... 7	Hmp/Kel/Stiv 2	16,801	1:52

*-denotes number of overtime periods played; †-Big Eight conference game; @-Big Eight first-round playoff; ‡-@Kansas City, Mo.

Players that led CU in scoring: Downs 8, Humphries 8, Stivrins 4, Reid 3, Kelley 2; shared 4.
 Players that led CU in rebounding: Stivrins 18, Kelley 8, Downs 1, Yowell 1; shared 1.
 Players that led CU in assists: Humphries 19, Reid 3, Stivrins 3, Pruitt 1; shared 3.
 Players that led CU in steals: Humphries 16, Reid 4, Stivrins 1; shared 8.

BUFF BASKETBALL

ARNOLD WEBER, CU President
 HARRISON SHULL, Chancellor/Boulder
 DR. WILLIAM BAUGHN, Faculty Representative
 EDDIE CROWDER, Athletic Director
 FRED CASOTTI, Associate Athletic Director
 JON BURIANEK, Associate Athletic Director
 CHARLIE BROWNING, Academic Counselor
 STEVE DiTOLLA, Athletic Accountant
 JOHN CLAGETT, Sports Information Director
 DAVID PLATI, Assistant SID/Statistician
 CHRIS YUHL, Assistant SID
 CHRIS FOWLER, GREGG LAPEDUS, TODD SANDSTEDT,
 TOM THOLEN, CHRISTINA ROSCH, Student Assts.
 STATISTICS CREW: Kirby Ambler, Mark Baxter,
 Dave Hart, Lee Speer, Todd Sandstedt, Kyle
 Woodlief, Tom Ferguson. Alternates: Nevil
 Speer, Ed Turner, Dave McCulloch, Randy
 Donohoo, Colleen Miller, Tom Tholen, Chris
 Yuhl, Alice Jackson.
 THE CU TIP-OFF CLUB (Colorado's booster club
 with over 300 members).
 SPONSORS; Fan Appreciation Night (2/29/84)


TOM APKE, Head Coach
 RANDY ECCCKER, Assistant Coach
 ALVIN GENTRY, Assistant Coach
 RALPH PATTERSON, Assistant Coach
 BILLY HOUSTON, Assistant Coach
 GWEN SPARN, Secretary
 ANDY PRUITT, Trainer
 BRIAN BARRY, Assistant Trainer
 ELLEN PERRELLA, Assistant Trainer
 ALAN CASS, Events Center/Announcer
 FRED JOHNSON, Official Scorer
 WENDELL BURCHETT, Scoreboard
 ART INGRAHAM, Official Timer
 MIKE BAIER, Assistant Timer
 BRUCE LOGAN, Equipment Manager
 KEVIN FENTON, Assistant Ticket Manager
 TICKET OFFICE: Sandy Rosenthal, Caroline
 Fenton, Norma Hodgson, Penny Bertrand,
 Cindy Childers, Steve Conyers.
 MIKE WILSON, Promotions
 BRUCE McDOWELL, Concessions
 TOM LANG, Events Center

PLAYERS:
 Jay Humphries, senior
 Vince Kelley, senior
 Russell Tearney, senior
 Barry Anderson, junior
 Tony Pruitt, junior
 Alex Stivrins, junior
 Randy Downs, sophomore
 Mike Reid, sophomore
 Don Yowell, sophomore
 Brian Cunningham, freshman
 Brad Davis, freshman
 Darren Dunlap, freshman
 Michael Lee, freshman
 BEAT MEDIA: Barney Hutchinson,
 Dan Creedon, Boulder Camera;
 Dave Nelson, Rocky Mountain
 News; Kevin Widlic, Denver
 Post; Wayne Larrivee, Bill
 Emmanuel, Chuck Neinas, Ron
 Kazda, KHOW; Steve Staab, KBOL.

TABLE OF CONTENTS

At-A-Glance Results.....	i	Final Conference Statistics...	ix
The Season In Review.....	ii	Individual Charts.....	x
Final All Games Statistics....	iii	Career Updates.....	xvi
Game-By-Game At-A-Glance.....	iv	Returnees vs. the Big Eight...	xvii
Turnover Exchange/Home-Road...	v	Miscellaneous.....	xviii
Buffalo Bests/Honors.....	vi	Game Summaries.....	1-29
Single Game Stat Bests.....	vii	Colorado Record Book.....	31-38
Plus/Minus.....	viii	Events Center Records.....	39-40

This statistical review booklet was compiled in the Colorado Sports Information Office by CU Assistant Sports Information Director and Statistician David Plati. All statistics in this booklet are either original or reproduced with permission of the originator. This booklet was compiled from November 1983 to March 1984.



GAME-BY-GAME STATISTICS (AT-A-GLANCE)

COLORADO

FG- A PCT.	FT- A PCT.	REB	AST	STL	BLK	TO	PF-D	PTS
34-67 .507	19-31 .613	46	17	10	3	16	17-0	86
24-52 .462	10-17 .588	43	17	9	4	14	15-0	58
25-54 .463	11-15 .733	27	11	11	5	10	17-0	61
33-60 .550	19-31 .613	34	20	6	3	15	20-1	85
21-49 .429	27-29 .931	42	13	11	5	16	12-0	69
36-49 .735	23-32 .719	27	20	14	3	22	22-0	95
19-54 .352	18-27 .667	41	12	5	3	21	18-0	56
28-55 .509	16-25 .640	31	17	9	4	25	29-3	72
27-59 .458	16-24 .667	37	19	13	1	11	10-0	70
26-55 .473	23-26 .885	40	15	9	3	19	13-0	75
22-49 .449	26-37 .703	38	16	9	2	12	22-1	70
28-63 .444	18-25 .720	54	23	9	6	17	17-0	74
25-43 .581	16-28 .571	28	17	6	3	16	16-0	66
19-56 .339	10-13 .769	36	8	8	2	18	17-0	48
36-74 .486	17-25 .680	46	23	15	1	18	31-3	89
28-59 .475	18-24 .750	34	14	5	2	19	25-2	74
30-57 .526	14-22 .636	31	24	9	1	12	17-1	74
22-41 .537	16-24 .667	32	19	8	2	14	16-1	60
19-68 .279	13-23 .565	37	8	9	1	23	20-0	51
35-57 .614	28-35 .800	36	26	8	3	15	21-2	98
35-63 .556	13-17 .765	32	28	8	3	9	16-0	83
25-59 .424	14-20 .700	40	9	7	0	16	26-3	64
37-69 .536	6- 7 .857	29	25	3	0	13	15-0	80
23-39 .590	27-33 .818	26	19	8	3	15	12-0	73
27-47 .574	13-16 .813	21	13	6	0	16	17-1	67
28-56 .500	33-45 .733	33	21	17	5	14	15-0	89
26-63 .413	10-15 .667	35	14	4	0	10	25-1	62
24-41 .585	17-25 .680	27	16	5	1	16	17-1	65
36-60 .600	6-12 .500	23	17	7	0	17	23-1	78

OPONENT	FG- A PCT.	FT- A PCT.	REB	AST	STL	BLK	TO	PF-D	PTS
ROCKHURST	33-70 .471	11-17 .647	36	18	8	1	17	25-3	77
REGIS	19-56 .339	4- 6 .667	29	10	7	1	13	16-0	42
OREGON	24-45 .533	11-15 .733	30	11	6	7	16	19-1	59
@Utah	36-70 .514	19-22 .863	38	22	10	0	13	26-1	91
COLORADO STATE	27-65 .415	4- 8 .500	28	13	7	2	16	23-2	58
@Cal-Irvine	36-62 .581	14-22 .636	23	17	9	0	22	26-0	86
@Iowa	29-64 .453	14-24 .583	41	26	12	4	11	24-1	72
@Duke	29-58 .500	21-32 .657	37	15	7	3	20	21-1	79
TEXAS CHRISTIAN	30-62 .484	5-5 1.000	33	10	6	3	19	22-0	65
LOYOLA-CHICAGO	32-75 .420	13-16 .813	36	16	11	3	14	19-1	77
WYOMING	24-59 .407	15-23 .652	38	13	6	8	14	26-2	63
PEPPERDINE	24-69 .348	9-15 .600	35	13	5	2	13	19-1	57
@Marquette	28-62 .452	6-15 .400	34	19	7	2	11	26-2	62
*@Kansas	17-44 .386	19-24 .792	33	12	5	5	12	18-1	53
*OKLAHOMA	37-72 .514	26-40 .650	43	25	9	2	27	21-1	100
*@Oklahoma State	29-63 .460	18-26 .692	45	20	7	3	19	22-1	76
*KANSAS STATE	28-64 .438	10-12 .833	38	17	7	0	19	16-0	66
*NEBRASKA	23-55 .418	11-13 .846	28	19	5	0	17	23-2	57
*@Missouri	37-63 .587	15-20 .750	47	20	8	3	21	19-0	89
*IOWA STATE	35-72 .486	18-26 .692	34	21	6	1	17	30-3	88
*OKLAHOMA STATE	33-68 .485	6-10 .600	36	13	3	3	20	19-0	72
*@Kansas State	25-47 .532	24-35 .686	28	14	1	0	12	20-1	74
*@Oklahoma	45-89 .505	3- 7 .429	44	29	5	2	7	11-0	93
*MISSOURI	33-60 .550	0- 7 .000	26	18	7	4	18	26-2	66
*@Nebraska	33-52 .635	9-11 .818	21	21	5	3	12	19-1	75
*KANSAS	40-73 .548	5- 6 .833	34	21	6	4	22	28-1	85
*@Iowa State	26-46 .563	18-24 .750	30	20	5	2	10	16-0	70
@Iowa State	24-50 .480	14-17 .824	23	13	11	4	11	21-1	62
Oklahoma	35-58 .603	20-23 .870	33	22	3	2	16	18-1	90

 COLORADO
 GAME
 BY
 GAME
 SCORING
 AND
 REBOUNDING

	ROCKHURST	REGIS	OREGON	@Utah	COLORADO STATE	@Cal-Irvine	@Iowa	@Duke	TEXAS CHRISTIAN	LOYOLA-CHICAGO	WYOMING	PEPPERDINE	@Marquette	@Kansas	OKLAHOMA	@Oklahoma State	KANSAS STATE	NEBRASKA	@Missouri	IOWA STATE	OKLAHOMA STATE	@Kansas State	@Oklahoma	MISSOURI	@Nebraska	KANSAS	@Iowa State	@Iowa State	Oklahoma		
12 ANDERSON	p 0 4 2 0 0 4 0 0	r 4 5 1 1 0 1 2 0																													
30 CUNNINGHAM	p 0 0	r 0 1																													
34 DAVIS	p	r																													
45 DOWNS	p 6 10 14 20 16 21 16 16	r 7 2 2 8 8 8 6 6 4 7 6 10 4 8 10 3 1 7 4 6 3 7 5 3 2 4 6 4 3																													
15 DUNLAP	p	r																													
24 HUMPHRIES	p 31 7 16 25 12 25 13 14 30 13 11 20 22 9 13 14 7 10 8 17 16 8 16 16 22 15 7 14 17	r 7 4 1 3 1 0 3 5 2 1 8 4 3 2 2 4 4 3 4 5 5 2 4 2 2 6 1 4 2																													
25 KELLEY	p 14 13 16 12 20 12 8 4 8 11 7 5 16 4 17 11 12 8 10 13 10 9 17 19 2 12 12 5 6	r 11 13 5 4 10 5 7 5 8 12 3 11 4 4 9 4 4 4 9 8 5 8 6 8 5 4 6 7 9																													
10 PRUITT	p 12 4 5 8 5 18 0 8 7 15	r 1 1 2 3 2 2 4 2 5 4																													
14 REID	p 8 2 0 6 2 5 3 4 3 0 8 15 12 6 12 10 11 2 5 16 14 18 18 11 2 25 8 17 11	r 3 2 3 6 5 2 4 3 2 2 1 6 4 4 2 1 3 5 1 2 5 4 1 2 5 4 1 1 3 3 1																													
32 STIVRINS	p 14 13 8 14 12 10 13 19 14 11 13 9 8 13 21 19 13 19 2 13 14 11 7 10 9 14 11 7 11	r 9 8 10 9 13 7 8 9 11 11 12 14 8 10 12 12 16 12 5 7 10 11 8 8 4 11 5 5 2																													
44 TEARNEY	p 2 5	r 0 2																													
55 YOWELL	p 0 0 0 0 0 0 3 3 6 4 4 2 0 2 0 7 0 0 2 0 2 0 4 4 4 0 10 0 0	r 1 2 0 0 0 0 0 2 1 1 6 0 2 1 2 1 1 1 0 2 0 1 3 1 3 9 0 1																													
team	r 3 3 3 0 3 2 4 1 3 2 3 3 2 6 4 6 0 2 5 3 4 3 0 0 2 1 4 3 3																														

(BOLDFACE INDICATES CONFERENCE GAMES)

BENCH SCORING

COLORADO	14	13	7	8	7	9	6	11	9	4	4	9	0	2	16	11	14	5	16	11	18	4	8	8	13	5	12	4	9
OPONENT	6	22	10	21	17	20	20	17	15	11	5	9	16	5	6	7	34	2	26	15	13	11	24	14	8	22	6	7	23
(team result)	W	W	W	L	W	W	L	L	W	L	W	W	W	L	L	L	W	W	L	W	W	L	L	W	L	W	L	W	L

UNIVERSITY OF COLORADO.....TURNOVER ANALYSIS STATISTICS

AFTER GAME NUMBER 29 (FINAL)

Type of Turnover	Anderson	Cunningham	Davis	Downs	Dunlap	Humphries	Kelley	Pruitt	Reid	Stivrins	Tearney	Yowell			COLORADO	OPPONENTS
Backcourt Violation					1				1						2	3
Bad Pass	2	1		2	1	15	5	4	10	12	1	2			55	46
*Ball Stolen	4	1		13		14	20	7	9	8	1	7			84	133
Double Dribble							3		1	1	1				6	4
Inbounds Violation															0	2
Jump Ball				1			1								2	2
Lane Violation (FT)															0	1
Lost Control of Ball	2			7		3	4	6	7	12	1	4			46	26
Offensive Foul				8		20	16	10	9	10					73	54
Offensive Goaltending															0	3
Palming						1			2						3	3
*Pass Stolen	3		1	11	1	27	10	12	26	18		1			110	115
Stepped Out of Bounds	1					2	4		1	5					13	17
Traveling	2		2	12		7	7	4	6	13	3	4			60	44
3-Second Violation				2		1				1		1			5	4
5-Second Violation															0	2
TOTALS	14	2	3	56	3	90	70	43	72	80	7	19			459	459

*—must equal other team's total steals.

HOME/ROAD AVERAGES

Player	Home						Road					
	FG-FGA	PCT.	FT-FTA	PCT.	PTS.	AVG.	FG-FGA	PCT.	FT-FTA	PCT.	PTS.	AVG.
Anderson.....	4-19	.211	0-3	.000	8	0.7	2-8	.250	0-0	.000	4	0.5
Cunningham.....	2-2	1.000	0-1	.000	4	0.6	1-2	.500	1-2	.500	3	0.6
Davis.....	0-3	.000	0-0	.000	0	0.0	1-2	.500	0-0	.000	2	0.5
Downs.....	82-145	.566	59-69	.855	223	14.9	85-142	.599	45-59	.763	215	15.4
Dunlap.....	0-3	.000	1-2	.500	1	0.2	2-8	.250	4-7	.571	8	1.0
Humphries.....	84-164	.512	66-81	.815	234	15.6	86-170	.506	42-56	.750	214	15.3
Kelley.....	66-140	.471	53-71	.746	185	12.3	50-128	.391	28-38	.737	128	9.1
Pruitt.....	38-80	.475	31-39	.795	107	8.2	29-66	.439	11-17	.647	69	4.9
Reid.....	48-113	.425	33-54	.611	129	8.6	46-107	.430	33-51	.647	125	8.9
Stivrins.....	80-138	.580	38-67	.567	198	13.2	63-119	.529	28-54	.519	154	11.0
Tearney.....	8-12	.667	3-4	.750	19	1.6	2-7	.286	2-3	.667	6	0.7
Yowell.....	4-16	.250	14-14	1.000	22	1.5	15-24	.625	5-11	.455	35	2.5
Colorado.....	416-835	.498	298-405	.736	1130	75.3	382-783	.488	199-298	.668	963	68.8
Opponents.....	429-828	.518	214-302	.709	1072	76.6	442-965	.458	148-219	.676	1032	68.8

(Game against Oklahoma in Kansas City treated as a Colorado road game.)

1983-84 COLORADO BUFFALO BESTS

INDIVIDUAL

POINTS————— 31, Jay Humphries vs. Rockhurst, N25
 FG MADE————— 11, on three occasions (Randy Downs twice, Jay Humphries once)
 FG ATTEMPTS———— 19, Jay Humphries vs. Texas Christian, D27
 FT MADE————— 11, Jay Humphries vs. Rockhurst, N25; Vince Kelley vs. Missouri, F22
 FT ATTEMPTS———— 15, Vince Kelley vs. Missouri, F22
 REBOUNDS————— 16, Alex Stivrins vs. Kansas State, J25
 ASSISTS————— 12, Jay Humphries vs. Oklahoma State, F11
 STEALS————— 8, Jay Humphries at Cal-Irvine, D10
 BLOCKED SHOTS—— 5, Alex Stivrins vs. Colorado State, D 7
 TURNOVERS———— 8, Alex Stivrins at Missouri, F 1
 MINUTES————— 47, Vince Kelley vs. Oklahoma, J18
 DUNKS————— 4, Jay Humphries vs. Kansas, F29

TEAM

POINTS————— 98, vs. Iowa State, F 8
 FG MADE————— 37, at Oklahoma, F18
 FG ATTEMPTS———— 74, vs. Oklahoma, J18
 FG PERCENTAGE—— .735 (36 of 49), at Cal-Irvine, D10
 FT MADE————— 33, vs. Kansas, F29
 FT ATTEMPTS———— 45, vs. Kansas, F29
 FT PERCENTAGE—— .931 (27 of 29), vs. Colorado State, D 7
 REBOUNDS————— 54, vs. Pepperdine, J 9
 Offensive———— 20, vs. Rockhurst, N25
 Defensive———— 32, vs. Colorado State, D 7; vs. Pepperdine, J 9
 ASSISTS————— 28, vs. Oklahoma State, F11
 STEALS————— 17, vs. Kansas, F29
 BLOCKED SHOTS—— 5, vs. Oregon, D 3; vs. Colorado State, D 7; vs. Kansas, F29
 TURNOVERS———— 25, at Duke, D21
 Low————— 9, vs. Oklahoma State, F11
 MINUTES————— 50, vs. Oklahoma, J18
 DUNKS————— 5, at Utah, D 5

OPPONENT HIGHS

POINTS, INDIVIDUAL—— 36, Wayman Tisdale, Oklahoma, J18; Tisdale, Oklahoma, M 9.
 POINTS, TEAM———— 100, Oklahoma, J18
 REBOUNDS, INDIVIDUAL— 16, Mike Teahan, Rockhurst, N25
 REBOUNDS, TEAM———— 47, Missouri, F 1

1983-84 COLORADO HONORS

Big Eight Player-of-the-Week Nominations

Week Of	Buff Nominee (won in bold)
Nov. 27-Dec. 3	Vince Kelley
Dec. 4-Dec. 10	Randy Downs
Dec. 11-Dec. 17	None/did not play
Dec. 18-Jan. 7	Randy Downs
Jan. 8-Jan. 14	Jay Humphries
Jan. 15-Jan. 21	Alex Stivrins
Jan. 22-Jan. 28	Alex Stivrins
Jan. 29-Feb. 4	Vince Kelley
Feb. 5-Feb. 11	Jay Humphries
Feb. 12-Feb. 18	Mike Reid
Feb. 19-Feb. 25	Jay Humphries
Feb. 26-Mar. 3	Mike Reid

COORS-Colorado Player-of-the-Game (Home)

N25 ROCKHURST.....	Jay Humphries
N28 REGIS.....	Vince Kelley
D 3 OREGON.....	Jay Humphries
D 7 COLORADO STATE.....	Randy Downs
D27 TEXAS CHRISTIAN.....	Jay Humphries
D30 LOYOLA-CHICAGO.....	Randy Downs
J 5 WYOMING.....	Randy Downs
J 9 PEPPERDINE.....	Jay Humphries
J18 OKLAHOMA.....	Alex Stivrins
J25 KANSAS STATE.....	Alex Stivrins
J28 NEBRASKA.....	Alex Stivrins
F 8 IOWA STATE.....	Randy Downs
F11 OKLAHOMA STATE.....	Jay Humphries
F22 MISSOURI.....	Vince Kelley
F29 KANSAS.....	Jay Humphries

FINAL COLUKADO PLUS/MINUS REPORT

In 29 games, Coach Tom Apke used 82 player combinations, and substituted a total of 331 times.

ST COMBINATION

NO. RATING

ST COMBINATION

NO. RATING

5	0	DOWNNS/HUMPHRIES/KELLEY/PRUITT/STIVIRINS.....	52	+	56	0	DUNLAP/KELLEY/PRUITT/STIVIRINS/TEARNEY.....	1	E
24	0	DOWNNS/HUMPHRIES/KELLEY/REID/STIVIRINS.....	85	+	51	0	HUMPHRIES/KELLEY/REID/TEARNEY/YOWELL.....	4	E
0	0	DOWNNS/HUMPHRIES/PRUITT/REID/STIVIRINS.....	19	+	32	0	HUMPHRIES/KELLEY/STIVIRINS/TEARNEY/YOWELL.....	1	E
0	0	CUNNINGHAM/HUMPHRIES/KELLEY/TEARNEY/YOWELL.....	1	+	5	0	ANDERSON/DOWNS/HUMPHRIES/REID/TEARNEY.....	1	E
0	0	ANDERSON/HUMPHRIES/PRUITT/STIVIRINS/TEARNEY.....	1	+	4	0	ANDERSON/DOWNS/HUMPHRIES/REID/STIVIRINS.....	3	E
0	0	ANDERSON/CUNNINGHAM/HUMPHRIES/PRUITT/TEARNEY.....	1	+	3	0	ANDERSON/DOWNS/HUMPHRIES/REID/STIVIRINS.....	8	E
0	0	CUNNINGHAM/DOWNS/HUMPHRIES/PRUITT/STIVIRINS.....	2	+	3	0	DOWNS/HUMPHRIES/PRUITT/STIVIRINS/TEARNEY.....	6	E
0	0	DOWNS/HUMPHRIES/STIVIRINS/TEARNEY/YOWELL.....	2	+	3	0	HUMPHRIES/KELLEY/PRUITT/TEARNEY/YOWELL.....	3	E
0	0	HUMPHRIES/KELLEY/PRUITT/REID/STIVIRINS.....	14	+	3	0	HUMPHRIES/PRUITT/REID/TEARNEY/YOWELL.....	6	E
0	0	HUMPHRIES/KELLEY/REID/STIVIRINS/TEARNEY.....	2	+	3	0	ANDERSON/HUMPHRIES/KELLEY/TEARNEY/YOWELL.....	1	E
0	0	KELLEY/PRUITT/REID/STIVIRINS/TEARNEY.....	1	+	3	0	CUNNINGHAM/KELLEY/PRUITT/REID/YOWELL.....	1	E
0	0	ANDERSON/DOWNS/HUMPHRIES/PRUITT/YOWELL.....	1	+	2	0	DOWNS/HUMPHRIES/KELLEY/STIVIRINS/TEARNEY.....	2	E
0	0	ANDERSON/DOWNS/PRUITT/REID/STIVIRINS.....	1	+	2	0	ANDERSON/HUMPHRIES/KELLEY/PRUITT/YOWELL.....	2	E
0	0	ANDERSON/DOWNS/PRUITT/REID/STIVIRINS.....	1	+	2	0	DOWNS/PRUITT/REID/STIVIRINS/TEARNEY.....	3	E
0	0	ANDERSON/HUMPHRIES/KELLEY/REID/STIVIRINS.....	1	+	2	0	DOWNS/HUMPHRIES/PRUITT/STIVIRINS/TEARNEY.....	1	E
0	0	ANDERSON/HUMPHRIES/PRUITT/REID/YOWELL.....	4	+	2	0	HUMPHRIES/PRUITT/STIVIRINS/TEARNEY/YOWELL.....	2	E
0	0	CUNNINGHAM/DUNLAP/HUMPHRIES/KELLEY/YOWELL.....	1	+	2	0	HUMPHRIES/KELLEY/PRUITT/REID/TEARNEY.....	1	E
0	0	DOWNS/DUNLAP/HUMPHRIES/KELLEY/PRUITT.....	1	+	2	0	KELLEY/PRUITT/REID/STIVIRINS/YOWELL.....	3	E
0	0	DOWNS/DUNLAP/HUMPHRIES/STIVIRINS/TEARNEY.....	1	+	2	0	CUNNINGHAM/DAVIS/DUNLAP/REID/TEARNEY.....	1	E
0	0	DOWNNS/HUMPHRIES/REID/STIVIRINS/TEARNEY.....	6	+	2	0	ANDERSON/PRUITT/REID/STIVIRINS/YOWELL.....	1	E
0	0	DOWNS/HUMPHRIES/PRUITT/REID/STIVIRINS.....	4	+	2	0	ANDERSON/HUMPHRIES/PRUITT/STIVIRINS/YOWELL.....	2	E
0	0	HUMPHRIES/REID/STIVIRINS/TEARNEY/YOWELL.....	2	+	2	0	CUNNINGHAM/DOWNS/DUNLAP/HUMPHRIES/KELLEY.....	1	E
0	0	PRUITT/REID/STIVIRINS/TEARNEY/YOWELL.....	1	+	2	0	ANDERSON/DOWNS/HUMPHRIES/REID/YOWELL.....	1	E
0	0	ANDERSON/KELLEY/PRUITT/REID/YOWELL.....	2	+	2	0	CUNNINGHAM/DOWNS/HUMPHRIES/KELLEY/REID.....	1	E
0	0	ANDERSON/DOWNS/HUMPHRIES/STIVIRINS/TEARNEY.....	1	+	1	0	CUNNINGHAM/DUNLAP/KELLEY/TEARNEY/YOWELL.....	1	E
0	0	DUNLAP/KELLEY/PRUITT/REID/STIVIRINS.....	1	+	1	0	DOWNS/HUMPHRIES/KELLEY/REID/TEARNEY.....	3	E
0	0	ANDERSON/CUNNINGHAM/DOWNS/DUNLAP/HUMPHRIES.....	1	+	1	0	DOWNS/HUMPHRIES/KELLEY/REID/YOWELL.....	3	E
0	0	ANDERSON/CUNNINGHAM/DOWNS/DUNLAP/TEARNEY.....	1	+	1	0	DOWNS/HUMPHRIES/PRUITT/STIVIRINS/YOWELL.....	2	E
0	0	ANDERSON/CUNNINGHAM/DOWNS/REID/TEARNEY.....	1	+	1	0	CUNNINGHAM/DAVIS/DUNLAP/TEARNEY/YOWELL.....	3	E
0	0	ANDERSON/DOWNS/DUNLAP/HUMPHRIES/STIVIRINS.....	1	+	1	0	DOWNS/HUMPHRIES/KELLEY/PRUITT/TEARNEY.....	3	E
0	0	ANDERSON/DOWNS/KELLEY/REID/TEARNEY.....	1	+	1	0	DOWNS/HUMPHRIES/KELLEY/PRUITT/STIVIRINS.....	1	E
0	0	ANDERSON/DOWNS/REID/STIVIRINS/TEARNEY.....	1	+	1	0	ANDERSON/CUNNINGHAM/DAVIS/DUNLAP/TEARNEY.....	3	E
0	0	ANDERSON/HUMPHRIES/PRUITT/STIVIRINS/TEARNEY.....	1	+	1	0	HUMPHRIES/KELLEY/PRUITT/REID/YOWELL.....	9	E
0	0	CUNNINGHAM/DUNLAP/KELLEY/STIVIRINS/TEARNEY.....	1	+	1	0	HUMPHRIES/KELLEY/PRUITT/STIVIRINS/YOWELL.....	13	E
0	0	CUNNINGHAM/DUNLAP/KELLEY/STIVIRINS/TEARNEY.....	1	+	1	0	ANDERSON/DOWNS/HUMPHRIES/KELLEY/REID.....	7	E
0	0	CUNNINGHAM/HUMPHRIES/PRUITT/YOWELL.....	1	+	1	0	ANDERSON/DOWNS/HUMPHRIES/KELLEY/REID.....	7	E
0	0	DAVIS/DOWNS/DUNLAP/TEARNEY/YOWELL.....	1	+	1	0	ANDERSON/HUMPHRIES/KELLEY/REID/YOWELL.....	5	E
0	0	DOWNNS/HUMPHRIES/KELLEY/PRUITT/YOWELL.....	2	+	1	0	ANDERSON/HUMPHRIES/KELLEY/REID/YOWELL.....	5	E
0	0	DOWNNS/HUMPHRIES/PRUITT/REID/TEARNEY.....	1	+	1	0	ANDERSON/DOWNS/HUMPHRIES/KELLEY/PRUITT.....	8	E
0	0	DOWNNS/HUMPHRIES/PRUITT/REID/TEARNEY.....	1	+	1	0	DOWNNS/HUMPHRIES/KELLEY/PRUITT/REID.....	23	E
0	0	DOWNNS/HUMPHRIES/PRUITT/TEARNEY/YOWELL.....	1	+	1	0	HUMPHRIES/KELLEY/REID/STIVIRINS/YOWELL.....	18	E
0	0	DOWNNS/PRUITT/REID/STIVIRINS/YOWELL.....	1	+	1	0	ANDERSON/DOWNS/HUMPHRIES/PRUITT/STIVIRINS.....	9	E
0	0	DOWNNS/PRUITT/REID/TEARNEY.....	2	+	1	0	29 TOTAL COMBINATIONS (82).....	392	E
0	0	DOWNNS/KELLEY/PRUITT/REID/YOWELL.....	1	+	1			- 11	E

(ST—starts; NO—times used; RATING—plus/minus rating)

FINAL 1984 MEN'S BASKETBALL STATISTICS REPORT

ONLY GAMES AGAINST FOUR-YEAR, U.S. COLLEGES ARE INCLUDED IN STATISTICS AND WIN-LOSS RECORD

College UNIVERSITY OF COLORADO Coach Tom Apke Season Record 16-13

Conference Name Big Eight Conference Record 6-8
 Win Loss
 Win Loss

Class by Fr., So., Jr., Sr.

FIRST and LAST NAME	Cl.	Pos.	Ht.	Games	FIELD GOALS			FREE THROWS			REBOUNDS		ASSISTS	POINTS	
					Scored	Atts.	Pct.	Scored	Atts.	Pct.	No.	Avg.		Total	Avg.
JAY HUMPHRIES	Sr.	G	6-3	29	170	334	.509	108	137	.788	94	3.2	173	448	15.4
RANDY DOWNS	So.	C	6-9	29	167	287	.582	104	128	.813	154	5.3	29	438	15.1
ALEX STIVRINS	Jr.	F	6-8	29	143	257	.556	66	121	.545	266	9.2	83	352	12.1
VINCE KELLEY	Sr.	F	6-7	29	116	268	.433	81	109	.743	198	6.8	55	313	10.8
MIKE REID	So.	G	6-1	29	94	220	.427	66	105	.629	81	2.8	87	254	8.8
TONY PRUITT	Jr.	G	6-4	27	67	146	.459	42	56	.750	53	2.0	47	176	6.5
DON YOWELL	So.	F	6-8	29	19	40	.475	19	25	.760	41	1.4	7	57	2.0
RUSS TEARNEY	Sr.	G	6-5	21	10	19	.526	5	7	.714	8	0.4	5	25	1.2
DARREN DUNLAP	Fr.	G	6-3	13	2	11	.182	5	9	.556	2	0.2	2	9	0.7
BARRY ANDERSON	Jr.	F	6-6	20	6	27	.222	0	3	.000	24	1.2	12	12	0.6
BRIAN CUNNINGHAM	Fr.	F	6-7	12	3	4	.750	1	3	.333	5	0.4	1	7	0.6
OTHERS (Number of Players <u>1</u>)					1	5	.200	0	0	.000	2	0.3	0	2	0.3

Totals	Games	POINTS		FIELD GOALS			FREE THROWS			REBOUNDS				Shots Missed	ASSISTS	FOULS	
		Number	Avg.	Scored	Atts.	Pct.	Scored	Atts.	Pct.	Player & Team	Avg.	Dead Ball	Total			No.	Disq.
Own	29	2093	72.2	798	1618	.493	497	703	.707	1006	34.7	63	1069	1026	501	541	21
Opps.	29	2104	72.6	871	1793	.486	362	521	.695	981	33.8	57	1038	1081	508	619	30

Scoring Margin → - .4

Rebound Margin → + .9

Total Rebs → 2107 Total Shots Missed ← 2107

1984 INDIVIDUAL SINGLE-GAME HIGHS

(List ALL performances equaling or bettering indicated minimums.)

	Player	Opponent	Date
Points (40)	_____ (FG: _____ FT: _____)	None	_____
	_____ (FG: _____ FT: _____)	"	_____
Field Goals (20)	_____ (No. Attempts _____)	"	_____
Free Throws (15)	_____ (No. Attempts _____)	"	_____
Rebounds (20)	_____ (No. By Team _____)	"	_____

1984 TEAM SINGLE-GAME HIGHS

(List only your team's BEST mark equaling or bettering indicated minimums.)

	vs. (Opponent)	Date		vs. (Opponent)	Date
FGA (100)	_____ (FG _____)	---	FTA (45)	<u>45</u> FT <u>33</u>	<u>KANSAS</u> <u>2-29</u>
FG (50)	_____ (FGA _____)	---	FT (35)	_____ FTA _____	---
PF (40)	_____	---	Fewest FTA (3)	_____ FT _____	---
Rebounds (60)	_____	---	Fewest FT (1)	_____ FTA _____	---
FG Pct. (.650)	<u>.735</u> (<u>36 of 49</u>)	@ Cal-Irvine <u>12-10</u>	FT Pct. (30 made)	<u>.733</u> (<u>33 of 45</u>)	<u>KANSAS</u> <u>2-29</u>

1983-84 BASKETBALL RECORD


Please list games in order played. Before opponent's name indicate tournament games with an asterisk (*). After opponent's name indicate overtime games with OT, 2-OT, etc. After opponent score indicate losses with (-). Indicate home games by (H), away games by (A) and neutral sites by 1, 2, 3, etc. and list below**. List attendance for ALL games regardless of site. **Please remember only games against four-year, U.S. colleges are included in statistics or in win-loss records.**


OPPONENT	OWN SCORE	OPP. SCORE	SITE	ATTENDANCE	OPPONENT	OWN SCORE	OPP. SCORE	SITE	ATTENDANCE												
1. ROCKHURST	87	77	H	5,686	23. Oklahoma	80	93	A	11,423												
2. REGIS	58	42	H	4,525	24. MISSOURI	73	66	H	8,370												
3. OREGON	61	59	H	7,580	25. Nebraska	67	75	A	9,994												
4. Utah	85	91	A	11,651	26. KANSAS	89	85	H	10,342												
5. COLORADO STATE	69	58	H	7,938	27. Iowa State	62	70	A	14,162												
6. Cal-Irvine	95	86	A	1,722	28. Iowa State	65	62	A	11,310												
7. Iowa	56	72	A	15,500	29. Oklahoma	78	90	1	16,801												
8. Duke	72	79	A	8,300	30.																
9. TEXAS CHRISTIAN	70	65	H	6,407	31.																
10. LOYOLA-CHICAGO	75	77	H	5,104	32.																
11. WYOMING	70	63	H	6,976	33.																
12. PEPPERDINE	74	57	H	6,642	34.																
13. Marquette	66	62	A	10,669	35.																
14. Kansas	48	53	A	12,700	**NEUTRAL SITES (Arena, City, State)																
15. OKLAHOMA 2-ot	89	100	H	10,649	1. Kemper Arena, Kansas City, Mo.																
16. Oklahoma State ot	74	76	A	6,100	2.																
17. KANSAS STATE	74	66	H	7,986	3.																
18. NEBRASKA	60	57	H	11,067	4.																
19. Missouri	51	89	A	11,474	ATTENDANCE TOTALS																
20. IOWA STATE	98	88	H	7,220																	
21. OKLAHOMA STATE	83	72	H	8,395																	
22. Kansas State	64	74	A	7,400																	
					<table style="width: 100%; border-collapse: collapse;"> <thead> <tr> <th></th> <th>GAMES</th> <th>ATTENDANCE</th> </tr> </thead> <tbody> <tr> <td>Home games</td> <td style="text-align: center;">15</td> <td style="text-align: center;">114,887</td> </tr> <tr> <td>Away games</td> <td style="text-align: center;">13</td> <td style="text-align: center;">132,405</td> </tr> <tr> <td>Neutral-site games</td> <td style="text-align: center;">1</td> <td style="text-align: center;">16,801</td> </tr> </tbody> </table>						GAMES	ATTENDANCE	Home games	15	114,887	Away games	13	132,405	Neutral-site games	1	16,801
	GAMES	ATTENDANCE																			
Home games	15	114,887																			
Away games	13	132,405																			
Neutral-site games	1	16,801																			

CAREER LEADERS

List any player who completed his career in the 1984 season and has exceeded any of the following minimums: 2,000 points, 1,600 rebounds, 30.0 FG%, 87.0 FT%.

NAME	GAMES	FG ATT.	FG MADE	PCT.	FT ATT.	FT MADE	PCT.	REB.	POINTS	AVG.
None, but Jay Humphries did finish with 562 assists and 309 steals.										


 Signature of Reporting Official


 Title

FINAL 1984 UNIVERSITY OF COLORADO CONFERENCE BASKETBALL STATISTICS (6-8)

NO. PLAYER	G-S-CG	MIN-AVG.	FG-FGA	PCT.	FT-FTA	PCT.	PTS. AVG.	rebounds			AST	STL	BLK	TO	PF	DQ	DK	PLUS/ SCORING					
								OFF DEF	TOT	AVG.								Low	HIGH/Opponent				
45 RANDY DOWNS.....	14-14-0	427-30.5	76-136	.559	49-61	.803	201	14.4	27	42	69	4.9	14	1.0	6	5	28	39-2	2	-12	9	28/Towa State	
24 JAY HUMPHRIES....	14-14-5	541-38.6	71-156	.455	36-52	.692	178	12.7	15	31	46	3.3	88	6.3	43	2	42	47-3	15	-24	7	22/@Nebraska	
32 ALEX STEVINS.....	14-14-0	476-34.0	70-131	.534	36-60	.600	176	12.6	45	86	131	9.4	59	2.8	16	8	38	39-0	6	+26	2	21/OKlahoma	
14 MIKE REID.....	14-14-0	453-32.4	59-133	.444	40-52	.769	158	11.3	15	22	37	2.6	32	3.7	27	1	41	40-2	0	-	1	2	25/Kansas
25 VINCE KELLEY.....	14-14-1	487-34.8	56-127	.441	44-59	.746	156	11.1	24	60	84	6.0	30	2.1	14	3	26	47-4	9	-40	2	19/Missouri	
10 TONY PRUITT.....	14-0-0	265-18.9	34-76	.447	16-20	.800	84	6.0	8	17	25	1.8	15	1.1	7	2	18	35-3	0	-18	0	14/OKlahoma	
55 DON YOWELL.....	14-0-0	117-8.4	14-23	.609	7-8	.875	35	2.5	9	18	27	1.9	4	0.3	2	2	10	17-0	0	-57	0	10/@Iowa State	
15 DARRIN DUNLAP....	8-0-0	13-1.6	2-9	.222	3-5	.600	7	0.9	0	1	1	0.1	1	0.1	0	0	1	1-0	0	-17	0	5/@Missouri	
30 BRIAN CUNNINGHAM	6-0-0	12-2.0	2-2	1.000	1-2	.500	5	0.8	1	0	1	0.2	0	0.0	0	2	0-0	0	-20	0	3/@Missouri		
44 RUSS TEARNEY....	11-0-0	38-3.5	4-8	.500	0-0	.000	8	0.7	0	1	1	0.1	3	0.3	0	0	2	1-0	0	-38	0	4/OKlahoma State	
34 BRAD DAVIS.....	4-0-0	6-1.5	1-2	.500	0-0	.000	2	0.5	1	0	1	0.3	0	0.0	0	0	2	0-0	0	-18	0	2/OKlahoma	
12 BARRY ANDERSON...	8-0-0	40-5.0	1-5	.200	0-0	.000	2	0.3	1	4	5	0.6	5	0.6	0	0	2	7-0	0	-41	0	2/Kansas State	
COLORADO.....	14-14-6	2875	390-808	.483	232-319	.727	1012	72.3	146	282	468*	33.4	251	17.9	115	23	212	273-14	32	-260	48	98/Iowa State	
OPPONENTS.....	14-14-8	2875	441-868	.508	182-261	.697	1064	76.0	168	286	487*	34.8	270	19.3	79	32	233	188-13	29	+260	53	100/OKlahoma	

*team rebounds: Colorado 40, Opponents 33. Deadball Rebounds: Colorado 32, Opponents 24. Rebound Percentage: .490. Rebound Margin: -1.4.
 TURNOVER EXCHANGE: Colorado's 212 turnovers led to 188 Opponent points; Opponents 233 turnovers led to 295 Colorado points.
 BENCH SCORING: Colorado 143 (10.2/game); Opponents 185 (13.2/game). POSSESSION PERCENTAGE: Colorado scored on 524 of 1,087 possessions, 48.2%;
 FAST BREAKS/TIMES SCORED: Colorado 151/119 (.788); Opponents 111/83 (.748). Opponents scored on 537 of 1,094 possessions, 49.1%.

CHARGES TAKEN: Colorado (23)—Reid 9, Stivrins 6, Humphries 3, Kelley 2, Yowell 2, Pruitt; Opponents 26.
 SAVES: Colorado (57)—Humphries 22, Stivrins 13, Reid 11, Downs 4, Yowell 4, Pruitt 2, Kelley; Opponents 31.
 BASKETS OFF OFFENSIVE REBOUNDS: Colorado (55)—Stivrins 17, Downs 11, Kelley 10, Yowell 7, Humphries 6, Reid 2, Davis, Pruitt; Opponents 68.
 TIMES FOULED: Colorado (288)—Stivrins 62, Kelley 55, Humphries 50, Downs 49, Reid 45, Pruitt 15, Yowell 7, Dunlap 4, Cunningham.

TECHNICAL FOULS: Colorado (2): Coach Apke 1, Assistant Coaches 1; Opponents 1. GAME WINNING POINTS (6)—Downs 2, Humphries, Reid, Stivrins, Yowell.
 TECHNICAL FOUL SHOOTING: Colorado (2-2): Downs 2-2; Opponents 3-4.

Attendance Summary	G	Attendance	Average	High	Low	W-L					
In Boulder.....	7	64,029	9,147.0	11067	7220	6-1					
On the road.....	7	73,253	10,464.7	14162	6100	0-7					
Point Differential	2	3	4	5	7	8	10	11	13	38	Total
COLORADO.....	0	1	1	0	1	1	1	1	1	1	6
Opponents.....	1	0	0	1	0	2	1	1	1	1	8

One & Ones	Made Att.	Pct.	Three Point Plays	Made Att.	Pct.	
Pruitt.....	5	5	1,000	6	6	1,000
Dunlap.....	1	1	1,000	3	3	1,000
Yowell.....	1	1	1,000	3	3	1,000
Downs.....	7	8	.875	1	1	1,000
Reid.....	8	10	.800	3	4	.750
Humphries.....	8	12	.667	3	4	.750
Kelley.....	8	12	.667	3	4	.750
Stivrins.....	7	14	.500	18	21	.857
Colorado.....	45	63	.714	14	22	.636
Opponents.....	47	66	.712			

Jump Balls	Won	Lost	Pct.	Goaltending	Off Def	Total
Opening Tap...	8	6	.571	Anderson.....	0	1
Overtime Tap..	1	2	.333	Downs.....	0	1
NCAA Rule.....	10	11	.476	Colorado.....	0	2
				Opponents.....	2	9

Composite Linescore	1 (avg.)	2 (avg.)	OT	OT	Total (Avg.)	Margin
COLORADO.....	460 (32.9)	527 (37.6)	16	9	1012 (72.3)	-3.7
Opponents.....	480 (34.3)	546 (39.0)	18	20	1064 (76.0)	+3.7

Record Breakdown
 Colorado..... Sum Mon Tue Wed Thu Fri Sat - Jan Feb Mar - Total
 Home..... 0-0 0-0 0-0 4-3 0-0 0-0 2-5 2-3 4-4 0-1 6-8
 Road..... 0-0 0-0 0-0 4-1 0-0 0-0 2-0 2-1 4-0 0-0 6-1
 0-0 0-0 0-0 0-2 0-0 0-0 0-5 0-2 0-4 0-1 0-7

CURRENT WINNING/LOSING STREAKS: HOME: 6, winning (1/25/84-current); ROAD: 10, losing (2/12/85-current); OVERALL: 1, losing.

DOUBLE FIGURE SCORING GAMES: Colorado (55)—Downs 12, Stivrins 11, Kelley 10, Reid 9, Humphries 9, Pruitt 4.
 DOUBLE FIGURE REBOUNDING GAMES: Colorado (9)—Stivrins 8, Downs 1.
 TWENTY-PLUS SCORING GAMES: Colorado (4)—Downs, Humphries, Reid, Stivrins.
 DOUBLE-DOUBLES (Scoring & Rebounding): Colorado (9)—Stivrins 8, Downs 1.
 BUFG FG SHOOTING Made Att. Pct. BUFG FT SHOOTING Made Att. Pct.
 First Half..... 194 417 .465 Home..... 148 201 .736
 Second Half..... 186 371 .501 Road..... 84 118 .712
 Overtime..... 10 20 .500
 Home..... 209 387 .540
 Road..... 181 421 .430

