



FIFA U-20 World Cup Turkey 2013

21 June – 13 July 2013

Statistical Kit: event edition

Status as of 13.06.2013





Contents

Introduction	3
Roll of Honour	3
Trophy	4
Teams qualified	5
Match Schedule	7
Team profiles	9
Australia (AUS).....	9
Chile (CHI).....	10
Colombia (COL).....	11
Croatia (CRO).....	12
Cuba (CUB) - Newcomer.....	13
Egypt (EGY).....	14
El Salvador (SLV) - Newcomer.....	15
England (ENG).....	16
France (FRA).....	17
Ghana (GHA).....	18
Greece (GRE) - Newcomer.....	19
Iraq (IRQ).....	20
Korea Republic (KOR).....	21
Mali (MLI).....	22
Mexico (MEX).....	23
New Zealand (NZL).....	24
Nigeria (NGA).....	25
Paraguay (PAR).....	26
Portugal (POR).....	27
Spain (ESP).....	28
Turkey (TUR) – host.....	29
Uruguay (URU).....	30
USA (USA).....	31
Uzbekistan (UZB).....	32
Qualifying competitions for Turkey 2013 - by confederation, final rounds only	33
African Zone.....	33
Asian Zone.....	34
European Zone.....	36
North, Central American and Caribbean Zone.....	38
Oceania Zone.....	39
South American Zone.....	40
Facts you need to know about the FIFA U-20 World Cup	42
History	43
Winners at a glance	44
Competition Nutshell	45
Awards	46
Statistics	52
Ranking by tournament	59
All-time ranking	60

Photos on cover

View of the closing ceremony of the FIFA U-20 World Cup Colombia 2011- Final match between Brazil and Portugal at Nemesio Camacho El Campin Stadium, Bogota, Colombia in August, 2011

FIFA U-20 World Cup 2011 champions Brazil celebrating their victory at the Estadio Nemesio Camacho 'El Campin' in August, 2011 in Bogota, Colombia. (Photos: FIFA/FIFA via Getty Images)



Introduction

The FIFA U-20 World Cup is not only the second oldest FIFA competition, but with 24 participating teams, it is also the joint second-largest together with the FIFA U-17 World Cup and the FIFA Futsal World Cup. From Tunisia 1977 to Colombia 2011, the competition has grown in terms of size and importance and it has added lustre to the game by not only producing great attacking football, but exciting players for the future as well, with 582 former FIFA U-20 World Cup players going on to participate in the FIFA World Cup™. Spectator numbers reflect the growing importance of the competition with the 2011 edition being attended by a cumulative audience of over 1.3 million.

Roll of Honour

Year/Host	Teams matches	Winner	Final score	Runner-up	3 rd place	3 rd place score	4 th place
2011 COL	24/52	Brazil	3:2 AET	Portugal	Mexico	3:1	France
2009 EGY	24/52	Ghana	0:0AET, 4:3 PSO	Brazil	Hungary	1:1 2:0 PSO	Costa Rica
2007 CAN	24/52	Argentina	2:1	Czech Republic	Chile	1:0	Austria
2005 NED	24/52	Argentina	2:1	Nigeria	Brazil	2:1	Morocco
2003 UAE	24/52	Brazil	1:0	Spain	Colombia	2:1	Argentina
2001 ARG	24/52	Argentina	3:0	Ghana	Egypt	1:0	Paraguay
1999 NGA	24/52	Spain	4:0	Japan	Mali	1:0	Uruguay
1997 MAS	24/52	Argentina	2:1	Uruguay	Ireland Republic	2:1	Ghana
1995 QAT	16/32	Argentina	2:0	Brazil	Portugal	3:2	Spain
1993 AUS	16/32	Brazil	2:1	Ghana	England	2:1	Australia
1991 POR	16/32	Portugal	0:0 AET, 4:2 PSO	Brazil	Soviet Union	1:1 AET, 5:4 PSO	Australia
1989 KSA	16/32	Portugal	2:0	Nigeria	Brazil	2:0	USA
1987 CHI	16/32	Yugoslavia	1:1 AET, 5:4 PSO	Germany FR	German DR	1:1 AET, 3:1 PSO	Chile
1985 URS	16/32	Brazil	1:0 AET	Spain	Nigeria	0:0 AET, 3:1 PSO	Soviet Union
1983 MEX	16/32	Brazil	1:0	Argentina	Poland	2:1 AET	Korea Republic
1981 AUS	16/32	Germany FR	4:0	Qatar	Romania	1:0	England
1979 JPN	16/32	Argentina	3:1	Soviet Union	Uruguay	1:1 AET, 5:3 PSO	Poland
1977 TUN	16/28	Soviet Union	2:2 AET, 9:8 PSO	Mexico	Brazil	4:0	Uruguay



Trophy




Designer	Thomas Fattorini Ltd, Birmingham, UK Rebecca Cusack, Thomas R. Fattorini
Manufacturer	Thomas Fattorini Ltd, Birmingham, UK
Description	<p>The new design for the FIFA U-20 World Cup was created to complement the family of FIFA trophies. The dynamic form of the clear acrylic shape hints at the fluidity and movement of the football between the two teams, which are referred to by the two upright curved supports. These hold up the globe in the shape of a football – a consistent feature amongst almost all of FIFA’s event trophies.</p> <p>The overall elegant and pure appearance of the Official Trophy is characteristic of the nature of how the game is played particularly in this age group.</p>
Year of design and manufacture	2011
Material	Copper, brass alloy, acrylic, sterling silver, stainless steel, gold plate
Weight	5.1 kg
Height	48 cm
Base diameter	20 cm
Widest point	20 cm

Teams qualified






Asian Zone - AFC

Australia, Iraq, Korea Republic and Uzbekistan will represent Asia at the FIFA U-20 World Cup Turkey 2013 after they reached the semi-finals of the 2012 AFC U-19 Championship.

-  Australia (AUS)
-  Iraq (IRQ)
-  Korea Republic (KOR)
-  Uzbekistan (UZB)

African Zone – CAF

After reaching the semi-finals of the 18th African U-20 Championship in Algeria, the four teams representing Africa at the FIFA U-20 World Cup Turkey 2013 are Egypt, Mali, Ghana and Nigeria.

-  Egypt (EGY)
-  Ghana (GHA)
-  Mali (MLI)
-  Nigeria (NGA)







European Zone – UEFA

Twenty-eight teams took part in the qualifying round. The final round of eight teams was played in Estonia from 3 to 15 July 2012, where Spain, Greece, Portugal, England, France and Croatia booked their places at the FIFA U-20 World Cup Turkey 2013. As a host country, Turkey is automatically qualified.

-  Croatia (CRO)
-  England (ENG)
-  France (FRA)
-  Greece (GRE)
-  Portugal (POR)
-  Spain (ESP)
-  Turkey (TUR) – Host

North, Central American and Caribbean Zone – CONCACAF

The CONCACAF U-20 Championship took place in Mexico from 17 February – 1 March 2013, and served as the qualification tournament for the FIFA U-20 World Cup Turkey 2013. USA, Cuba, El Salvador and Mexico won their respective quarter-finals to qualify for Turkey 2013.

-  Cuba (CUB)
-  El Salvador (SLV)
-  Mexico (MEX)
-  USA (USA)





Oceanian Zone – OFC

The qualifying competition, the OFC U-20 Championship, was played between 21 and 29 March 2013 in Fiji. Five teams - Fiji, New Caledonia, New Zealand, Papua New Guinea and Vanuatu - did battle with New Zealand winning and qualifying for the FIFA U-20 World Cup Turkey 2013.

-  New Zealand (NZL)

South American Zone – CONMEBOL

The qualifying competition was played in Argentina from 9 January to 3 February. Ten teams competed with the top three teams from each group advancing to the final phase for another round-robin tournament, with the top four teams to qualify for Turkey 2013. Colombia and Paraguay became the first teams to qualify, securing passage after three matches of the final round, with Uruguay and Chile completing the quartet on the final day of qualifying.

-  Chile (CHI)
-  Colombia (COL)
-  Paraguay (PAR)
-  Uruguay (URU)



Match Schedule

GROUP A	GROUP B	GROUP C	GROUP D	GROUP E	GROUP F
France	Cuba	Turkey	Mexico	Chile	New Zealand
Ghana	Korea Republic	El Salvador	Greece	Egypt	Uruguay
USA	Nigeria	Colombia	Paraguay	England	Uzbekistan
Spain	Portugal	Australia	Mali	Iraq	Croatia

Group Matches - Group A

Date	Match	City	Match No	Time
21.06.2013	France - Ghana	ISTANBUL	2	18:00
21.06.2013	USA - Spain	ISTANBUL	4	21:00
24.06.2013	France - USA	ISTANBUL	13	18:00
24.06.2013	Spain - Ghana	ISTANBUL	15	21:00
27.06.2013	Spain - France	ISTANBUL	27	21:00
27.06.2013	Ghana - USA	KAYSERI	28	21:00

Group Matches - Group B

Date	Match	City	Match No	Time
21.06.2013	Cuba - Korea Republic	KAYSERI	1	18:00
21.06.2013	Nigeria - Portugal	KAYSERI	3	21:00
24.06.2013	Cuba - Nigeria	KAYSERI	14	18:00
24.06.2013	Portugal - Korea Republic	KAYSERI	16	21:00
27.06.2013	Korea Republic - Nigeria	ISTANBUL	25	18:00
27.06.2013	Portugal - Cuba	KAYSERI	26	18:00

Group Matches - Group C

Date	Match	City	Match No	Time
22.06.2013	Colombia - Australia	TRABZON	5	18:00
22.06.2013	Turkey - El Salvador	TRABZON	7	21:00
25.06.2013	Australia - El Salvador	RIZE	17	18:00
25.06.2013	Turkey - Colombia	RIZE	19	21:00
28.06.2013	Australia - Turkey	TRABZON	31	21:00
28.06.2013	El Salvador - Colombia	GAZIANTEP	32	21:00

Group Matches - Group D

Date	Match	City	Match No	Time
22.06.2013	Mexico - Greece	GAZIANTEP	6	18:00
22.06.2013	Paraguay - Mali	GAZIANTEP	8	21:00
25.06.2013	Mexico - Paraguay	GAZIANTEP	18	18:00
25.06.2013	Mali - Greece	GAZIANTEP	20	21:00
28.06.2013	Greece - Paraguay	TRABZON	29	18:00
28.06.2013	Mali - Mexico	GAZIANTEP	30	18:00

Group Matches - Group E

Date	Match	City	Match No	Time
23.06.2013	Chile - Egypt	ANTALYA	9	18:00
23.06.2013	England - Iraq	ANTALYA	11	21:00
26.06.2013	Chile - England	ANTALYA	21	18:00
26.06.2013	Iraq - Egypt	ANTALYA	23	21:00
29.06.2013	Iraq - Chile	ANTALYA	35	21:00
29.06.2013	Egypt - England	BURSA	36	21:00



Group Matches - Group F

Date	Match	City	Match No	Time
23.06.2013	New Zealand - Uzbekistan	BURSA	10	18:00
23.06.2013	Uruguay - Croatia	BURSA	12	21:00
26.06.2013	New Zealand - Uruguay	BURSA	22	18:00
26.06.2013	Croatia - Uzbekistan	BURSA	24	21:00
29.06.2013	Uzbekistan - Uruguay	ANTALYA	33	18:00
29.06.2013	Croatia - New Zealand	BURSA	34	18:00

Final Stage - Round of 16

Date	Match	City (Country)	Match No	Time
02.07.2013	1A - 3CDE	ISTANBUL	37	18:00
02.07.2013	1D - 3BEF	GAZIANTEP	38	18:00
02.07.2013	2B - 2F	ISTANBUL	39	21:00
02.07.2013	2A - 2C	GAZIANTEP	40	21:00
03.07.2013	1B - 3ACD	KAYSERI	41	18:00
03.07.2013	1F - 2E	BURSA	42	18:00
03.07.2013	1C - 3ABF	TRABZON	43	21:00
03.07.2013	1E - 2D	ANTALYA	44	21:00

Final Stage - Quarter-final

Date	Match	City (Country)	Match No	Time
06.07.2013	W40 - W38	RIZE	45	18:00
06.07.2013	W39 - W37	BURSA	46	21:00
07.07.2013	W44 - W43	KAYSERI	47	18:00
07.07.2013	W41 - W42	ISTANBUL	48	21:00

Final Stage - Semi-final

Date	Match	City (Country)	Match No	Time
10.07.2013	W45 - W48	BURSA	49	18:00
10.07.2013	W47 - W46	TRABZON	50	21:00

Final Stage - Match for third place

Date	Match	City (Country)	Match No	Time
13.07.2013	L49 - L50	ISTANBUL	51	18:00

Final Stage - Final

Date	Match	City (Country)	Match No	Time
13.07.2013	W49 - W50	ISTANBUL	52	21:00

Kick-off times subject to change



Team profiles

Australia (AUS)	
Confederation:	AFC
Number of previous FIFA U-20 World Cups (best rank; year)	14 (4; 1991, 1993)
Number of previous FIFA U-17 World Cups (best rank; year)	11 (2; 1999)
Number of previous FIFA World Cups (best rank; year)	3 (Round of 16; 2006)
Overall record, FIFA U-20 World Cups	
<i>All-time ranking</i>	11
<i>Number of matches played</i>	53
<i>Wins – Draws - Losses</i>	16 – 14 – 23
<i>Goals for – goals against</i>	60 – 84
<i>Biggest win/best score</i>	2:0 vs. Togo in 1987; vs. Trinidad and Tobago in 1991; vs. Costa Rica in 1995; vs. Japan in 2001

Of the teams that have qualified for the finals of the FIFA U-20 World Cup 2013, Australia have clocked up the most participations, along with Spain, totalling 15 each. Only the reigning champions Brazil, who sensationally failed to qualify this time around, have taken part in more editions (17).

In their last three outings (2005, 2009 and 2011), Australia were eliminated after the first round. The Young Socceroos have not gone past the group stage since 2003, when they reached the Round of 16 before losing 1-0 to the hosts United Arab Emirates thanks to an 89th-minute goal. The Australians' best placing was fourth, which they achieved consecutively in the 1991 and 1993 editions.

You have to go back exactly ten years for Australia's last victory in the FIFA U-20 World Cup. A 3-2 win over Brazil in 2003, courtesy of a brace from Anthony Danze and a goal by Spase Dilevski, helped Australia to finish top of their group. That victory was followed by a ten-game winless streak consisting of three draws and seven defeats.

Australia booked their finals berth via a 3-0 quarter-final win over Jordan in the AFC U-19 Championship 2012, with all three goals coming from Corey Gameiro. The Young Socceroos subsequently lost 2-0 to Iraq in the semi-finals.

The first of Australia's 53 matches played in the FIFA U-20 World Cup finals took place in 1981 and had a surprisingly positive result for the Young Socceroos, who upset the defending champions Argentina 2-1 in Sydney. The winner was scored by Ian Hunter one minute from the end.



Chile (CHI)

Confederation	CONMEBOL
Number of previous FIFA U-20 World Cups (best rank; year)	5 (3; 2007)
Number of previous FIFA U-17 World Cups (best rank; year)	2 (3; 1993)
Number of previous FIFA World Cups (best rank; year)	8 (3; 1962)
Overall record, FIFA U-20 World Cups	
<i>All-time ranking</i>	22
<i>Number of matches played</i>	23
<i>Wins – Draws - Losses</i>	10 – 4 – 9
<i>Goals for – goals against</i>	38 – 40
<i>Biggest win/best score</i>	7:0 vs. Honduras in 2005

Chile make their return to the FIFA U-20 World Cup finals after a six-year absence. Their last participation dates back to Canada 2007 when they finished third, their best placing from a total of five campaigns.

In 2007 in Canada, Chile managed to keep five consecutive clean sheets — spanning the three group-stage matches, the Round of 16 and the quarter-finals — before conceding a goal from Angel Di Maria 12 minutes into their semi-final encounter with Argentina, which they went on to lose 3-0. Goalkeeper Christopher Toselli's 492-minute invincibility record would later be broken by Portuguese stopper Mika, who played 575 consecutive minutes without conceding a goal at the Colombia 2011 edition.

In the 2007 quarter-finals against Nigeria, Chile equalled the record for goals scored in extra time. After regular time failed to produce a goal, *La Rojita* went on to net four in the added half-hour, eventually winning 4-0. The only other side to have achieved this feat in the finals of a FIFA men's or women's competition are Luxembourg, who struck four extra-time goals to beat Great Britain 5-3 the Men's Olympic Football Tournament in 1952, with the scores locked at 1-1 after 90 minutes.

Of the four South American sides to qualify for the FIFA U-20 World Cup 2013, Chile were the last to confirm their place, following their last-matchday draw with Peru in the final group stage of the CONMEBOL U-20 Championship 2013. The Chileans had gone behind to an early goal in that game, before equalising through Bryan Rabello on 34 minutes to secure the fourth and last South American berth to Turkey 2013.

The tournament in Turkey will be the eighth FIFA finals held on European soil to feature a Chile national side. In 23 finals matches spanning the Olympic Football Tournament, the FIFA World Cup™ and the FIFA U-20 World Cup, Chile have won just once in Europe, picking up nine draws and 13 defeats. It was the U-20 side who earned their sole victory, overcoming Honduras 7-0 in the first round in 2005.



Colombia (COL)

Confederation	CONMEBOL
Number of previous FIFA U-20 World Cups (best rank; year)	7 (3; 2003)
Number of previous FIFA U-17 World Cups (best rank; year)	5 (4; 2009, 2003)
Number of previous FIFA World Cups (best rank; year)	4 (round of 16; 1990)
Overall record, FIFA U-20 World Cups	
<i>All-time ranking</i>	13
<i>Number of matches played</i>	30
<i>Wins – Draws - Losses</i>	15 – 5 – 10
<i>Goals for – goals against</i>	45 – 40
<i>Biggest win/best score</i>	4:1 vs. Japan 2003; vs. France in 2011

This is Colombia's eighth participation in the FIFA U-20 World Cup, coming two years after their last appearance, when they hosted the tournament.

Colombia's best finish in the FIFA U-20 World Cup was third spot at the 2003 edition in the United Arab Emirates, when they overcame Argentina 2-1 in the match for third place following a 1-0 semi-final loss to Spain.

The Colombians have gone beyond the group stage in each of their last three participations. After finishing third in 2003 they reached the Round of 16 in 2005, only to lose to a Lionel Messi-inspired Argentina, with Julio Barroso netting the winner deep into injury time. Subsequently *Los Cafeteros* made it to the quarter-finals as hosts in 2011, before slumping to a 3-1 defeat by Mexico.

Colombia have collected the FIFA Fair Play award three times in the FIFA U-20 World Cup, at the 1985, 2003 and 2005 editions.

In February Colombia picked up their third CONMEBOL U-20 Championship title, having edged Paraguay 2-1 on the decisive matchday of the final group stage. They previously won the tournament in 1987 and 2005.



Croatia (CRO)

Confederation	UEFA
Number of previous FIFA U-20 World Cups (best rank; year)	2 (round of 16; 1999)
Number of previous FIFA U-17 World Cups (best rank; year)	1 (group stage; 2001)
Number of previous FIFA World Cups (best rank; year)	3 (3; 1998)
Overall record, FIFA U-20 World Cups	
<i>All-time ranking</i>	55
<i>Number of matches played</i>	7
<i>Wins – Draws - Losses</i>	1 – 2 – 4
<i>Goals for – goals against</i>	8 – 14
<i>Biggest win/best score</i>	5:1vs. Kazakhstan in 1999

This is Croatia's third FIFA U-20 World Cup campaign and their second in a row. Their first outing dates back to the 1999 edition in Nigeria.

Two years ago in Colombia, Croatia were eliminated after the first round, one of only two teams (the other being Mali) to have lost all three of their group games.

The Croatians have only one win from seven matches played in the FIFA U-20 World Cup, a 5-1 victory over Kazakhstan in 1999. They have also picked up two draws, as well as consecutive defeats in their last four games.

Croatia are the only former Yugoslav republic to have qualified for the FIFA U-20 World Cup finals.

Croatia secured their place by beating Serbia 3-0 in their last group match at the UEFA U-19 European Championship 2012, thanks to a goal by Domagoj Pavicic and a brace from Mihael Pongracic. That win left the Croatians third behind England and France with a tally of three points, not enough to reach the semi-finals but enough for a place in Turkey 2013.



Cuba (CUB) - Newcomer

Confederation:	CONCACAF
Number of previous FIFA U-20 World Cups (best rank; year)	-
Number of previous FIFA U-17 World Cups (best rank; year)	2 (group stage; 1989, 1991)
Number of previous FIFA World Cups (best rank; year)	1 (quarter-finals; 1938)
Overall record, FIFA U-20 World Cups	
<i>All-time ranking</i>	-
<i>Number of matches played</i>	-
<i>Wins – Draws - Losses</i>	-
<i>Goals for – goals against</i>	-
<i>Biggest win/best score</i>	-

Cuba are one of the teams making their debut at the FIFA U-20 World Cup finals.

Cuba have not participated in the finals of a FIFA competition since 1991, when they were eliminated after the group stage of the FIFA U-17 World Cup. In total, the Caribbean Lions have taken part in one FIFA World Cup™ (1938), two Olympic Football Tournaments (1976 and 1980) and two FIFA U-17 World Cups (1989 and 1991).

By contrast, the Cubans have featured in four consecutive FIFA Futsal World Cups, having qualified for every edition from 1996 to 2008.

Qualification for Turkey 2013 was secured by virtue of a 2-1 win over Costa Rica in the quarter-finals of the CONCACAF U-20 Championship, with Arichel Hernandez netting his second goal of the match ten minutes before the end. Cuba were subsequently defeated 2-0 by USA in the semi-finals, before losing out again in the match for third place, which finished 1-0 to El Salvador.

The last time Cuba had achieved a top-four finish in their continental U-20 championship was in 1988, when they took fourth spot for the second time in a row. However, their best placing dates back even earlier to the 1970 and 1974 editions, when they came second.



Egypt (EGY)

Confederation:	CAF
Number of previous FIFA U-20 World Cups (best rank; year)	7
Number of previous FIFA U-17 World Cups (best rank; year)	2 (8; 1997)
Number of previous FIFA World Cups (best rank; year)	2 (first round; 1934, group stage 1990)
Overall record, FIFA U-20 World Cups	
<i>All-time ranking</i>	17
<i>Number of matches played</i>	29
<i>Wins – Draws - Losses</i>	11 – 5 – 13
<i>Goals for – goals against</i>	41 – 41
<i>Biggest win/best score</i>	6:0 vs. Trinidad and Tobago in 1991

Egypt are now set to participate in their eighth edition of the FIFA U-20 World Cup the last three of which were in succession including the last competition in 2009 when they were hosts.

Egypt secured a place in this year's finals by winning their fourth African youth championship, ten years since they last took the title by overcoming Ghana on penalties.

Their best FIFA U-20 World Cup performance was third place in 2001 when they beat Paraguay 1-0 after previously being defeated 2-0 by Ghana in the semi-final.

The first African hat-trick in the history of the FIFA U-20 World Cup was scored in the 2011 edition by Egypt's Mohamed Ibrahim, during his team's 4-0 win over Austria.

In 1981 Egypt became the first team to beat the eventual FIFA U-20 World Champions during Group Stage when they beat Germany FR 2-1 in the second match of the first round. The African side were later eliminated by England in the quarter-finals. Since then other teams to beat the future titleholders are Saudi Arabia (3-0 to Portugal in 1989), Portugal (1-0 to Argentina in 1995), Australia (4-3 to Argentina in 1997 and 3-2 to Brazil in 2003), and the USA (1-0 to Argentina in 2005).



El Salvador (SLV) - Newcomer

Confederation:	CONCACAF
Number of previous FIFA U-20 World Cups (best rank; year)	-
Number of previous FIFA U-17 World Cups (best rank; year)	-
Number of previous FIFA World Cups (best rank; year)	2 (group stage; 1970, 1982)
Overall record, FIFA U-20 World Cups	
<i>All-time ranking</i>	-
<i>Number of matches played</i>	-
<i>Wins – Draws - Losses</i>	-
<i>Goals for – goals against</i>	-
<i>Biggest win/best score</i>	-

El Salvador join Cuba as debutants at this year's FIFA U-20 World Cup finals, taking to 11 the total number of CONCACAF sides to have played in the event.

Over 30 years have passed since El Salvador last appeared in a FIFA competition. In 1982 *La Selecta* took part in the FIFA World Cup in Spain, exiting in the first round. Besides their two participations in the 1970 and 1982 FIFA World Cups, El Salvador also featured in the Olympic Football Tournament 1968.

In nine matches played in the finals of FIFA competitions, El Salvador have mustered just one draw and eight defeats, scoring three goals and conceding 30.

El Salvador have a good recent record on sand, having taken part in the last three consecutive editions of the FIFA Beach Soccer World Cup and finished fourth in the most recent tournament in 2011.

The Salvadorans booked their passage to the FIFA U-20 World Cup 2013 with a 3-1 quarter-final victory over Panama in the CONCACAF U-20 Championship. After losing 2-0 to Mexico in the semi-finals, *La Selecta* subsequently edged Cuba 1-0 in the match for third place, thanks to a stoppage-time strike from Roberto Gonzalez.



England (ENG)

Confederation	UEFA
Number of previous FIFA U-20 World Cups (best rank; year)	9 (3; 1993)
Number of previous FIFA U-17 World Cups (best rank; year)	2 (quarter-finals; 2007, 2011)
Number of previous FIFA World Cups (best rank; year)	13 (1; 1966)
Overall record, FIFA U-20 World Cups	
<i>All-time ranking</i>	20
<i>Number of matches played</i>	35
<i>Wins – Draws - Losses</i>	8 – 12 – 15
<i>Goals for – goals against</i>	30 – 36
<i>Biggest win/best score</i>	5:0 vs. United Arab Emirates in 1997

This is England's tenth outing in the FIFA U-20 World Cup finals, the most participations of any European side apart from Spain.

England have reached the semi-finals of the FIFA U-20 World Cup twice in their history, eventually finishing fourth in 1981 and achieving their best finish of third in 1993.

The last few FIFA U-20 World Cup campaigns have been decidedly less fruitful for England, who played eight straight matches without finding the net between 1999 and 2009, setting a tournament record of 849 minutes without scoring. Another dubious honour held by the Three Lions is for the longest run without a win, which stands at 14 matches and counting. England have accumulated five draws and nine defeats since their last victory in the competition, a 1-0 success over Mexico in 1997.

In the 2011 edition of the FIFA U-20 World Cup, England became the first team in the history of FIFA competitions to achieve three straight 0-0 draws in the same campaign.

England enjoyed a comfortable passage to the finals of the FIFA U-20 World Cup 2013, winning one of the two groups in the finals of the UEFA U-19 Championship 2012. The Three Lions were subsequently eliminated in the semi-finals, however, losing 2-1 after extra time to Greece.



France (FRA)

Confederation	UEFA
Number of previous FIFA U-20 World Cups (best rank; year)	4 (4; 2011)
Number of previous FIFA U-17 World Cups (best rank; year)	4 (1; 2001)
Number of previous FIFA World Cups (best rank; year)	13 (1; 1998)
Overall record, FIFA U-20 World Cups	
<i>All-time ranking</i>	21
<i>Number of matches played</i>	20
<i>Wins – Draws - Losses</i>	10 – 4 – 6
<i>Goals for – goals against</i>	35 – 30
<i>Biggest win/best score</i>	5:0 vs. Iran in 2001

This is France's fifth participation in the FIFA U-20 World Cup, although it the first time they have qualified twice in a row, having also taken part in the Colombia edition two years ago.

Fourth place in Colombia is France's best finish in the FIFA U-20 World Cup. After a heavy 4-1 loss in their maiden match against the hosts, *Les Bleuets* strung together four straight wins before going out 2-0 to Portugal in the semi-finals and then losing the match for third place 3-1 to Mexico.

France were also present in the inaugural edition, Tunisia 1977, and were one of the four teams that kicked off the opening matchday on 27 June. While *Les Bleuets* took on Spain in Rades at 12pm, Italy were playing Côte d'Ivoire in Sousse.

On 6 July 2012 France became the first team to qualify for the finals in Turkey, thanks to their 1-0 victory over Croatia in the UEFA U-19 Championship finals. *Les Bleuets'* continental charge was only derailed in the semi-finals by a penalty shoot-out loss to Spain, after extra time had ended with the sides level at 3-3.

Two members of France's 1998 FIFA World Cup-winning side saw action in the FIFA U-20 World Cup. At the 1997 edition, Thierry Henry netted three goals in five matches and David Trezeguet bagged five in five as the U-20 side reached the quarter-finals before going out on penalties against Uruguay.



Ghana (GHA)

Confederation	CAF
Number of previous FIFA U-20 World Cups (best rank; year)	5 (1; 2009)
Number of previous FIFA U-17 World Cups (best rank; year)	8 (1; 1991, 1995)
Number of previous FIFA World Cups (best rank; year)	2 (quarter-finals; 2010)
Overall record, FIFA U-20 World Cups	
<i>All-time ranking</i>	7
<i>Number of matches played</i>	32
<i>Wins – Draws - Losses</i>	20 – 8 – 4
<i>Goals for – goals against</i>	55 – 29
<i>Biggest win/best score</i>	4:0 vs. England in 2009

Ghana lost the final of the African U-20 Championship 2013 on penalties against Egypt, after having themselves defeated Mali on spot-kicks in the semi-finals.

Ghana are the only African team to have won the FIFA U-20 World Cup which they did in 2009 after beating Brazil in a penalty shoot-out. However, they were unable to defend their title in Colombia 2011 after failing to qualify.

In all five previous FIFA U-20 World Cup participations Ghana have always achieved good results: victory in 2009; runners-up twice in 1993 (beaten 2-1 by Brazil) and in 2001 (second to Argentina after losing 3-0); fourth in 1997 and the quarter-finals in 1999.

Ghana remain unbeaten in FIFA U-20 World Cup group stage matches. In all five of their previous participations they have achieved nine wins and six draws.

Two Ghanaian players have had the honour of being the overall leading scorer in a FIFA U-20 World Cup. In 1993 Augustine Ahinful was one of seven players who finished joint top of the scorers' chart with three goals apiece. Subsequently in 2009, Dominic Adiyah struck eight times as the Black Satellites clinched the world title. In addition, the 1000th goal in the history of the FIFA U-20 World Cup was netted by a Ghanaian, namely Peter Ofori Quaye who netted the milestone strike in the 1997 edition against Japan.



Greece (GRE) - Newcomer

Confederation	UEFA
Number of previous FIFA U-20 World Cups (best rank; year)	-
Number of previous FIFA U-17 World Cups (best rank; year)	-
Number of previous FIFA World Cups (best rank; year)	2 (group stage; 1994, 2010)
Overall record, FIFA U-20 World Cups	
<i>All-time ranking</i>	-
<i>Number of matches played</i>	-
<i>Wins – Draws - Losses</i>	-
<i>Goals for – goals against</i>	-
<i>Biggest win/best score</i>	-

This is Greece's first participation in the FIFA U-20 World Cup

In the past Greece have taken part in two FIFA World Cups™ (1994, 2010), three Olympic Football Tournaments (1920, 1952 and 2004) and one FIFA Confederations Cup (2005).

Greece are the only European debutants at this year's FIFA U-20 World Cup, bringing to 28 the total number of UEFA sides to have taken part in the competition. The last team from the Old Continent to make their debut at the event were Switzerland in 2005.

Greece came second in the UEFA European U-19 Championship 2012, equalling their best finish in the tournament, which they first achieved back in 2007. In both campaigns, the Greeks were defeated in the final by Spain and by the same scoreline of 1-0.

The Greeks lost twice in 11 matches spanning qualification for the UEFA European U-19 Championship 2012 and the tournament itself. Both losses came at the hands of Spain, who secured the title with their second victory over the young Hellenics in the final. Aside from those two defeats, Greece recorded eight victories and one draw.



Iraq (IRQ)

Confederation	AFC
Number of previous FIFA U-20 World Cups (best rank; year)	3 (quarter-finals; 1989)
Number of previous FIFA U-17 World Cups (best rank; year)	-
Number of previous FIFA World Cups (best rank; year)	1 (group stage; 1986)
Overall record, FIFA U-20 World Cups	
<i>All-time ranking</i>	36
<i>Number of matches played</i>	10
<i>Wins – Draws - Losses</i>	5 – 0 – 5
<i>Goals for – goals against</i>	16 – 19
<i>Biggest win/best score</i>	5:1 vs. Austria in 1977

Iraq make their return to the finals of the FIFA U-20 World Cup after an absence of 12 years. Their last participation dates back to Argentina 2001, when they were eliminated in the first round. The Iraqis have played ten matches in the competition but are yet to draw, having picked up five wins and five losses.

The 2013 campaign is Iraq's fourth outing in the FIFA U-20 World Cup. Curiously, all of their participations have taken place at 12-year intervals, in 1977, 1989, 2001 and 2013. The Iraqis' best achievement was reaching the quarter-finals in 1989, when they were eliminated 2-1 by USA.

The first hat-trick by an Asian player in the FIFA U-20 World Cup was netted by Iraq's Hussain Saeed Mohamed Al Abid in the 5-1 win over Austria in 1977.

In 1989 Iraq progressed beyond the first round after winning all three of their matches and without letting in a goal. To date they are the only Asian side to have conceded no goals in the group stage, as well as the first AFC representatives to qualify for the knockout stage with a 100 per cent winning record — a feat emulated only by China PR in 2005.

Iraq were unbeaten in ten matches spanning qualification for the AFC U-19 Championship 2012 and the tournament itself, earning eight wins and two draws. Nevertheless the Iraqis lost the final 4-1 on penalties to Korea Republic, having conceded an equaliser two minutes into second-half stoppage time which levelled the scores at 1-1.



Korea Republic (KOR)

Confederation	AFC
Number of previous FIFA U-20 World Cups (best rank; year)	12 (4; 1983)
Number of previous FIFA U-17 World Cups (best rank; year)	4 (quarter-finals; 1987, 2009)
Number of previous FIFA World Cups (best rank; year)	8 (4; 2002)
Overall record, FIFA U-20 World Cups	
<i>All-time ranking</i>	15
<i>Number of matches played</i>	44
<i>Wins – Draws - Losses</i>	12 – 10 – 10
<i>Goals for – goals against</i>	52 – 73
<i>Biggest win/best score</i>	4:1 vs. Italy in 1981

No Asian side has taken part in as many FIFA U-20 World Cups as Korea Republic. The Turkey finals will be their thirteenth, and their sixth in a row. Of all the teams featuring in the 2013 edition, only Australia and Spain have played in the tournament more often, with 15 participations each.

Korea Republic's best showing in the tournament remains fourth place 30 years ago at Mexico 1983. The Koreans were edged 2-1 by Brazil in the semi-finals, having conceded a goal nine minutes from the end, then lost the match for third place 2-1 after extra time to Poland.

Korea Republic were involved in the highest-scoring match in the history of the FIFA U-20 World Cup, losing 10-3 to Brazil in the group stage on 22 June 1997.

Only once have Korea Republic managed to avoid defeat in their three group matches, but it still didn't prevent them exiting the competition. In 1993 the South Koreans notched consecutive draws against Turkey, USA and South Africa but failed to qualify for the quarter-finals on account of their inferior goal difference compared with USA.

In 2012 Korea Republic won their 12th continental U-19 crown by overcoming Iraq on penalties in the final. The last time they had won the title was in 2004.



Mali (MLI)

Confederation:	CAF
Number of previous FIFA U-20 World Cups (best rank; year)	4 (3; 1999)
Number of previous FIFA U-17 World Cups (best rank; year)	3 (quarter-finals; 1997, 2001)
Number of previous FIFA World Cups (best rank; year)	-
Overall record, FIFA U-20 World Cups	
<i>All-time ranking</i>	31
<i>Number of matches played</i>	16
<i>Wins – Draws - Losses</i>	6 – 1 – 9
<i>Goals for – goals against</i>	21 – 36
<i>Biggest win/best score</i>	3:1 vs. Nigeria in 1999

Mali qualified for the finals in Turkey by virtue of finishing fourth in the African U-20 Championship 2013. It was the second consecutive time that Mali had come fourth in the competition.

Mali are set to participate in their fifth edition of the FIFA U-20 World Cup but this will be the first time that they will be present in two consecutive tournaments.

In 1999 Mali achieved their best rank of third place in the FIFA U-20 World Cup when they beat Uruguay 1-0 having previously been beaten 3-1 by eventual champions Spain in the semi-final.

In Mali's last participation in 2011 they lost all three of their group matches for the first time in their history at the FIFA U-20 World Cup. All three defeats against Korea Republic, Colombia and France were of the same score line 2-0.

The first African player to win the adidas Golden Ball at the FIFA U-20 World Cup was Mali's Seydou Keita in the 1999 edition.



Mexico (MEX)

Confederation:	CONCACAF
Number of previous FIFA U-20 World Cups (best rank; year)	12 (2; 1977)
Number of previous FIFA U-17 World Cups (best rank; year)	10 (1; 2005, 2011)
Number of previous FIFA World Cups (best rank; year)	14 (quarter-finals; 1986, 1970)
Overall record, FIFA U-20 World Cups	
<i>All-time ranking</i>	6
<i>Number of matches played</i>	50
<i>Wins – Draws - Losses</i>	18 – 17 – 15
<i>Goals for – goals against</i>	77 – 51
<i>Biggest win/best score</i>	6:0 vs. Tunisia in 1977

Mexico are making their 13th outing in the FIFA U-20 World Cup. Their best achievements are a runners-up spot in 1977, when they lost the inaugural final on penalties to USSR, and a third-place finish two years ago in Colombia.

Four of the Mexican players who became Olympic champions at London 2012 had also finished third in the FIFA U-20 World Cup held the previous year in Colombia. They were Nestor Araujo, Jorge Enriquez, Diego Reyes and Jose Rodriguez.

Mexico hold the record for the most consecutive draws in the FIFA U-20 World Cup, having strung together five spanning the 1977 and 1979 editions. They include the final of the earlier edition, in which *El Tri* drew 2-2 after extra time with USSR and went on to lose on penalties.

The Mexico 1983 edition remains the best attended FIFA U-20 World Cup in history, attracting an average of 36,099 spectators per match.

In March 2013, as hosts of the CONCACAF U-20 Championship, Mexico won their 12th continental U-20 title and the second one in a row. *El Tri* saw off USA 3-1 after extra time in the final.



New Zealand (NZL)

Confederation:	OFC
Number of previous FIFA U-20 World Cups (best rank; year)	2 (group stage 2008; 2011)
Number of previous FIFA U-17 World Cups (best rank; year)	5 (round of 16; 2009; 2011)
Number of previous FIFA World Cups (best rank; year)	2 (group stage; 1982; 2010)
Overall record, FIFA U-20 World Cups	
<i>All-time ranking</i>	69
<i>Number of matches played</i>	6
<i>Wins – Draws - Losses</i>	0 – 2 – 4
<i>Goals for – goals against</i>	3 – 8
<i>Biggest win/best score</i>	-

This is New Zealand's third participation in the FIFA U-20 World Cup, following their involvement in the 2007 and 2011 editions.

Of the 83 national sides that have taken part in the FIFA U-20 World Cup, New Zealand are one of 17 teams that are yet to win a match in the competition.

New Zealand were the last team to qualify for this year's FIFA U-20 World Cup, booking their passage on 27 March with a 4-0 win over Fiji.

The *Antipodeans* have picked up just two draws from six matches played in the event, both of which came in the last edition in Colombia, against Cameroon and Uruguay. An own-goal enabled the *Kiwis* to notch their first point in that encounter with the west Africans.

The Junior *All Whites'* title victory in the OFC U-20 Championship 2013 was their fifth continental crown and the second in a row.



Nigeria (NGA)

Confederation:	CAF
Number of previous FIFA U-20 World Cups (best rank; year)	9 (2; 1989, 2005)
Number of previous FIFA U-17 World Cups (best rank; year)	9 (1; 1985, 1993, 2007)
Number of previous FIFA World Cups (best rank; year)	4 (round of 16; 1994, 1998)
Overall record, FIFA U-20 World Cups	
<i>All-time ranking</i>	9
<i>Number of matches played</i>	44
<i>Wins – Draws - Losses</i>	18 – 10 – 16
<i>Goals for – goals against</i>	63 – 56
<i>Biggest win/best score</i>	5:0 vs. Tahiti in 2009; 5:0 vs. Guatemala in 2011

Nigeria are set to participate in their tenth edition of the FIFA U-20 World Cup, the most for any African team since the tournaments inception.

Nigeria were twice runners-up in the FIFA U-20 World Cup. In 1989 they lost 2-0 to Portugal in the final and in 2005 they were defeated 2-1 by Argentina after Lionel Messi scored two penalty goals.

Nigeria finished third in the last edition of their continental youth championship, having succumbed 2-0 in the semi-finals to the eventual champions Egypt. A highlight of the campaign was the goalscoring prowess of Aminu Umar, who was the overall top scorer at the finals with four goals.

The two fastest goals in the history of the FIFA U-20 World Cup were scored by Nigerian players. In 1985 Odiaka Monday needed only 14 seconds after kick-off to beat Canada's goalkeeper. Twenty years later John Owoeri scored in the quarter-finals against the Netherlands after just 18 seconds.

In 2011 Nigeria became the first African side to win the FIFA Fair Play Award in the FIFA U-20 World Cup.



Paraguay (PAR)

Confederation	CONMEBOL
Number of previous FIFA U-20 World Cups (best rank; year)	8 (4; 2001)
Number of previous FIFA U-17 World Cups (best rank; year)	2 (quarter-finals; 1999)
Number of previous FIFA World Cups (best rank; year)	8 (quarter-finals; 2010)
Overall record, FIFA U-20 World Cups	
<i>All-time ranking</i>	16
<i>Number of matches played</i>	32
<i>Wins – Draws – Losses</i>	12 – 8 – 12
<i>Goals for – goals against</i>	43 – 44
<i>Biggest win/best score</i>	5:0 vs. Iraq in 1977

Paraguay are taking part in their ninth FIFA U-20 World Cup, having last appeared at the competition in 2009 in Egypt. Together with Brazil and Uruguay, *La Albirroja* are one of three South American sides that featured in the inaugural 1977 event.

Paraguay's best showing remains fourth spot in 2001. After a heavy 5-0 defeat to the eventual champions Argentina in the semi-finals, the Paraguayans then succumbed 1-0 to Egypt in the match for third place.

Paraguay have been taken to penalties twice in the FIFA U-20 World Cup and lost on both occasions. The first time was against USSR in the 1979 quarter-finals, while the second was against Nigeria in the Round of 16 in 1999. That latter shoot-out took 22 penalties to separate the sides and eventually ended 10-9 in favour of the west Africans.

The first coach to take part in three editions of the FIFA U-20 World Cup was Paraguayan tactician Salvador Breglia, who was involved in the 1977, 1979 and 1985 campaigns.

Paraguay came second in the CONMEBOL U-20 Championship 2013, following a decisive defeat by Colombia on the last matchday of the final-stage group. *La Albirroja* had earlier scraped through their first-stage group in third place, albeit having edged out the hosts Argentina.



Portugal (POR)

Confederation	UEFA
Number of previous FIFA U-20 World Cups (best rank; year)	8 (1; 1991, 1989)
Number of previous FIFA U-17 World Cups (best rank; year)	3 (3; 1989)
Number of previous FIFA World Cups (best rank; year)	5 (3; 1966)
Overall record, FIFA U-20 World Cups	
<i>All-time ranking</i>	5
<i>Number of matches played</i>	40
<i>Wins – Draws - Losses</i>	22 – 6 – 12
<i>Goals for – goals against</i>	46 – 31
<i>Biggest win/best score</i>	3:0 vs. Argentina 1991; vs. Netherlands in 1995

This is Portugal's ninth FIFA U-20 World Cup. The Lusitanians are the most decorated of the 24 finalists at the 2013 edition, boasting two titles (1989 and 1991), a runners-up spot in the last edition and a third-place finish in 1995.

Portugal are one of three sides that have managed to win two FIFA U-20 World Cups in a row, having clinched back-to-back titles in 1989 and 1991. The feat has also been achieved twice by Argentina (1995-1997 and 2005-2007) and once by Brazil (1983-1985). Furthermore, in 1991, *A Seleção das Quinas* became the first team to win the tournament as hosts, an achievement emulated only by Argentina ten years later.

Portugal kept six consecutive clean sheets during the previous edition in 2011, playing 620 consecutive minutes without conceding, including the last 45 minutes played at the 2007 edition. That run was just 14 minutes short of the tournament record established by Brazil between 1985 and 1987. Portuguese keeper Mika himself went 575 minutes unbeaten to set a new tournament goalkeeping record that eclipsed the 492 minutes racked up by Chile's Christopher Toselli in 2007. The Portuguese stopper also won the Golden Glove Award during that tournament in Colombia.

Portugal's Carlos Felipe holds the unenviable record for the quickest sending-off in the competition's history, having been shown a red card just two minutes into the encounter with Honduras in 1995.

A 3-0 win over Estonia in the finals of the UEFA European U-19 Championship 2012 was all that Portugal needed to book their ticket to Turkey. That solitary victory helped *A Seleção das Quinas* finish third in their group behind Spain and Greece, but it was not quite enough to get them into the semi-finals.



Spain (ESP)

Confederation	UEFA
Number of previous FIFA U-20 World Cups (best rank; year)	14 (1; 1999)
Number of previous FIFA U-17 World Cups (best rank; year)	8 (2; 2007, 2003, 1991)
Number of previous FIFA World Cups (best rank; year)	13 (1; 2010)
Overall record, FIFA U-20 World Cups	
<i>All-time ranking</i>	3
<i>Number of matches played</i>	67
<i>Wins – Draws - Losses</i>	39 – 13 – 15
<i>Goals for – goals against</i>	141 – 73
<i>Biggest win/best score</i>	8:0 vs. Tahiti in 2009

Just like Australia, Spain are taking part in their 15th FIFA U-20 World Cup. None of the other Turkey 2013 finalists have appeared in as many editions. Furthermore, this is the sixth time in a row that *La Rojita* have participated in the U-20 showpiece.

Spain have won the world U-20 title once, in 1999. Three members of that title-winning squad went on to be crowned world champions with the senior squad at South Africa 2010, namely Iker Casillas, Carlos Marchena and Xavi. *La Rojita's* other past achievements include reaching two finals, in 1985 and 2003, both of which culminated in 1-0 losses at the hands of Brazil.

Spain hold several records in the FIFA U-20 World Cup. In particular, the Iberians have scored the most penalty goals (17) and won all of their group-round games in more campaigns than any other side, five in all, including the last two editions.

In the 2011 quarter-finals, which ended in a penalty shoot-out defeat by Brazil, Spain's Rodrigo scored the 2000th goal in the history of the FIFA U-20 World Cup. The same player had also netted number 1900 two weeks earlier against Costa Rica.

In July 2012 Spain clinched their ninth European U-19 title (and their seventh since 1995) by beating Greece 1-0 in the final. The winner was scored ten minutes from the end by Jese Rodriguez, who finished as the tournament's top goalscorer with five.



Turkey (TUR) – host

Confederation	UEFA
Number of previous FIFA U-20 World Cups (best rank; year)	2 (round of 16; 2005)
Number of previous FIFA U-17 World Cups (best rank; year)	2 (4; 2005)
Number of previous FIFA World Cups (best rank; year)	2 (3; 2002)
Overall record, FIFA U-20 World Cups	
<i>All-time ranking</i>	57
<i>Number of matches played</i>	7
<i>Wins – Draws - Losses</i>	1 – 2 – 4
<i>Goals for – goals against</i>	5 – 15
<i>Biggest win/best score</i>	1:0 vs. Panama in 2005

This is Turkey's third participation in the FIFA U-20 World Cup, following their appearances at the 1993 and 2005 editions. Eight years ago in the Netherlands, the Turks managed to reach the Round of 16 before exiting 3-0 at the hands of Spain.

Out of seven matches played in the competition, Turkey have picked up just the one victory, a 1-0 success over Panama in 2005. The winning goal in that game was scored by Gokhan Gulec.

Turkey are the fourth European country to stage the FIFA U-20 World Cup, after USSR in 1985, Portugal in 1991 and the Netherlands in 2005. European host teams have traditionally fared well in the competition, with Portugal winning the title, USSR finishing fourth and the Netherlands narrowly losing to Nigeria on penalties in the quarter-finals.

The Turks' 6-0 defeat by USA in their maiden match in 1993 was the second heaviest defeat conceded by a European side in the FIFA U-20 World Cup, eclipsed only by the 10-0 drubbing suffered by Belgium at the hands of Brazil in 1997.

Despite qualifying automatically for this year's FIFA U-20 World Cup, Turkey still took part in qualifying for the UEFA European U-19 Championship 2012. They got beyond the first qualifying stage but exited at the second, having finished third in their group behind Greece and Denmark following a solitary victory over Cyprus. As a consequence, the Turks failed to qualify for the final tournament.



Uruguay (URU)

Confederation	CONMEBOL
Number of previous FIFA U-20 World Cups (best rank; year)	10 (2; 1997)
Number of previous FIFA U-17 World Cups (best rank; year)	10 (2; 2011)
Number of previous FIFA World Cups (best rank; year)	11 (1; 1930, 1950)
Overall record, FIFA U-20 World Cups	
<i>All-time ranking</i>	4
<i>Number of matches played</i>	51
<i>Wins – Draws – Losses</i>	23 – 13 – 15
<i>Goals for – goals against</i>	68 – 54
<i>Biggest win/best score</i>	5:0 vs. Guinea in 1979

This is Uruguay's 12th participation in the FIFA U-20 World Cup and their fourth in a row. *Los Charrúas* also contested the inaugural edition held in Tunisia back in 1977.

Uruguay finished runners-up in 1997 under the guidance of coach Victor Pua, who watched his charges lose the final 2-1 to an Argentinian team that included the likes of Esteban Cambiasso, Juan Roman Riquelme and Walter Samuel. Other notable achievements include finishing third in 1979, fourth in 1977 and 1999, and reaching the last eight on three further occasions. By contrast in their last three campaigns, *Los Charrúas* were twice eliminated in the Round of 16 and exited the 2011 edition as early as the group round, which they had only ever done once before in 1991.

The FIFA U-20 World Cup's all-time appearance record is held by a Uruguayan player. His name is Cesar Pellegrini and he played in 14 matches between 1997 and 1999.

Uruguay have been taken into extra time a total of nine times in the FIFA U-20 World Cup, more than any other team apart from Brazil, who have been there ten times.

The Uruguayans booked their passage to Turkey by coming third in their continental youth championship, which was won by Colombia. Nevertheless their single most important result was beating Brazil 3-2 in the first-stage group, a result which contributed to the defending champions' elimination. The winning strike in that match was netted on 90 minutes by Nicolas Lopez, who ended the tournament as top scorer with six goals.



USA (USA)

Confederation:	CONCACAF
Number of previous FIFA U-20 World Cups (best rank; year)	12 (4; 1989)
Number of previous FIFA U-17 World Cups (best rank; year)	14 (4; 1999)
Number of previous FIFA World Cups (best rank; year)	9 (3; 1930)
Overall record, FIFA U-20 World Cups	
<i>All-time ranking</i>	12
<i>Number of matches played</i>	48
<i>Wins – Draws - Losses</i>	18 – 6 – 24
<i>Goals for – goals against</i>	62 – 71
<i>Biggest win/best score</i>	6:0 vs. Turkey in 1993

USA make their return to the FIFA U-20 World Cup, after missing out on the 2011 edition on the back of seven consecutive participations. This is the Americans' 13th appearance in the competition, with their best showing of fourth place coming in 1989.

USA are ranked seventh overall in terms of games played in the FIFA U-20 World Cup, but have lost more matches than any other side in the tournament's history, with no fewer than 24 defeats to their name.

Only two players have participated in three different FIFA U-20 World Cups and they include US forward Freddy Adu, who racked up 13 appearances and three goals spanning the 2003, 2005 and 2007 editions. The other is Saudi Arabia's Abdulrahman Al Roomi, who made seven appearances between 1985 and 1989.

Eddie Johnson is one of three all-time leading penalty scorers in the FIFA U-20 World Cup. Johnson converted three spot-kicks in the 2003 edition, as did Argentina's Javier Saviola in 2001 and Hungary's Vladimir Koman in the 2009 edition.

On 3 March, USA lost 3-1 after extra time to Mexico in the final of the CONCACAF U-20 Championship 2013. The Stars and Stripes have never won the continental youth title, finishing runners-up six times.



Uzbekistan (UZB)

Confederation	AFC
Number of previous FIFA U-20 World Cups (best rank; year)	2 (group stage; 2003, 2009)
Number of previous FIFA U-17 World Cups (best rank; year)	1 (quarter-finals; 2011)
Number of previous FIFA World Cups (best rank; year)	-
Overall record, FIFA U-20 World Cups	
<i>All-time ranking</i>	75
<i>Number of matches played</i>	6
<i>Wins – Draws - Losses</i>	0 – 1 – 5
<i>Goals for – goals against</i>	5 – 12
<i>Biggest win/best score</i>	-

Uzbekistan have qualified for their third FIFA U-20 World Cup, following on from the 2003 and 2009 editions – where they exited at the group stage.

Despite having played six games in the competition, Uzbekistan are still searching for their first win, having accumulated five defeats and one draw. In that latter match, played in 2009, the Uzbeks were a whisker away from beating England before Alex Tchuimeni-Nimely equalised just two minutes from time in a 1-1 draw.

In five of their six matches played, Uzbekistan have conceded a goal in the last 15 minutes. The only game in which the Uzbek defence wasn't breached in the closing quarter-hour was a 1-0 loss to Spain in 2003, with Andres Iniesta netting the winner in the first half.

Uzbekistan have played in three FIFA tournaments. Besides the two U-20 campaigns, the White Wolves qualified for the finals of the FIFA U-17 World Cup in 2011, eventually exiting at the quarter-final stage.

A penalty shoot-out victory over Syria in the quarter-finals of the AFC U-19 Championship 2012 confirmed Uzbekistan's passage to Turkey 2013. Having levelled the game at 2-2 on 76 minutes, Uzbekistan went on to clinch victory on penalties, netting all three of their spot-kicks while their opponents failed to hit the target once. The White Wolves were subsequently beaten 3-1 by Korea Republic in the semi-finals.



Qualifying competitions for Turkey 2013 - by confederation, final rounds only

African Zone

2013 African U-20 Championship

Final Tournament - Group A									
Date	Match	Result		City (Country)					Time
16.03.2013	Algeria - Benin	0:0		AIN TEMOUCHENT (ALG)					17:30
16.03.2013	Ghana - Egypt	1:2 (0:0)		AIN TEMOUCHENT (ALG)					20:30
19.03.2013	Benin - Ghana	0:1 (0:0)		AIN TEMOUCHENT (ALG)					17:30
19.03.2013	Algeria - Egypt	0:1 (0:1)		AIN TEMOUCHENT (ALG)					20:30
22.03.2013	Algeria - Ghana	0:2 (0:2)		AIN TEMOUCHENT (ALG)					17:30
22.03.2013	Benin - Egypt	0:1 (0:1)		ORAN (ALG)					17:30
Rank	Team	MP	W	D	L	GF	GA	+/-	Points
1	Egypt	3	3	0	0	4	1	3	9
2	Ghana	3	2	0	1	4	2	2	6
3	Benin	3	0	1	2	0	2	-2	1
4	Algeria	3	0	1	2	0	3	-3	1
Final Tournament - Group B									
Date	Match	Result		City (Country)					Time
17.03.2013	Nigeria - Mali	0:1 (0:1)		ORAN (ALG)					17:30
17.03.2013	Congo DR - Gabon	0:0		ORAN (ALG)					20:30
20.03.2013	Mali - Congo DR	2:1 (0:0)		ORAN (ALG)					17:30
20.03.2013	Gabon - Nigeria	0:1 (0:1)		ORAN (ALG)					20:30
23.03.2013	Mali - Gabon	0:2 (0:1)		AIN TEMOUCHENT (ALG)					20:30
23.03.2013	Nigeria - Congo DR	3:1 (2:0)		ORAN (ALG)					20:30
Rank	Team	MP	W	D	L	GF	GA	+/-	Points
1	Nigeria	3	2	0	1	4	2	2	6
2	Mali	3	2	0	1	3	3	0	6
3	Gabon	3	1	1	1	2	1	1	4
4	Congo DR	3	0	1	2	2	5	-3	1
Final Tournament - Semi-final									
Date	Match	Result		City (Country)					Time
26.03.2013	Egypt - Nigeria	2:0		AIN TEMOUCHENT (ALG)					17:00
26.03.2013	Mali - Ghana	0:0 AET PSO 2:4		ORAN (ALG)					17:00
Final Tournament - Match for third place									
Date	Match	Result		City (Country)					Time
29.03.2013	Nigeria - Mali	2:1 (0:0)		ORAN (ALG)					17:30
Final Tournament - Final									
Date	Match	Result		City (Country)					Time
30.03.2013	Egypt - Ghana	1:1 AET (1:1, 1:1) PSO 5:4		ORAN (ALG)					17:30



Asian Zone

2012 AFC U-19 Championship

Final Tournament - Group A									
Date	Match	Result				City (Country)			
03.11.2012	United Arab Emirates - Kuwait	1:1 (1:0)				RAS AL-KHAIMAH (UAE)			
03.11.2012	Japan - Iran	0:2 (0:1)				RAS AL-KHAIMAH (UAE)			
05.11.2012	Kuwait - Japan	0:1 (0:1)				RAS AL-KHAIMAH (UAE)			
05.11.2012	United Arab Emirates - Iran	1:1 (0:0)				RAS AL-KHAIMAH (UAE)			
07.11.2012	Iran - Kuwait	6:0 (1:0)				FUJAIRAH (UAE)			
07.11.2012	United Arab Emirates - Japan	0:0				RAS AL-KHAIMAH (UAE)			
Rank	Team	MP	W	D	L	GF	GA	+/-	Points
1	Iran	3	2	1	0	9	1	8	7
2	Japan	3	1	1	1	1	2	-1	4
3	United Arab Emirates	3	0	3	0	2	2	0	3
4	Kuwait	3	0	1	2	1	8	-7	1
Final Tournament - Group B									
03.11.2012	Korea Republic - Iraq	0:0				FUJAIRAH (UAE)			
03.11.2012	China PR - Thailand	1:2 (0:0)				FUJAIRAH (UAE)			
05.11.2012	Iraq - China PR	2:1 (1:1)				FUJAIRAH (UAE)			
05.11.2012	Thailand - Korea Republic	1:2 (0:1)				FUJAIRAH (UAE)			
07.11.2012	Korea Republic - China PR	1:0 (0:0)				RAS AL-KHAIMAH (UAE)			
07.11.2012	Thailand - Iraq	0:3 (0:1)				FUJAIRAH (UAE)			
Rank	Team	MP	W	D	L	GF	GA	+/-	Points
1	Iraq	3	2	1	0	5	1	4	7
2	Korea Republic	3	2	1	0	3	1	2	7
3	Thailand	3	1	0	2	3	6	-3	3
4	China PR	3	0	0	3	2	5	-3	0
Final Tournament - Group C									
04.11.2012	Korea DPR - Jordan	1:1 (0:0)				RAS AL-KHAIMAH (UAE)			
04.11.2012	Uzbekistan - Vietnam	4:0 (2:0)				RAS AL-KHAIMAH (UAE)			
06.11.2012	Jordan - Uzbekistan	2:2 (0:0)				RAS AL-KHAIMAH (UAE)			
06.11.2012	Vietnam - Korea DPR	0:5 (0:2)				RAS AL-KHAIMAH (UAE)			
08.11.2012	Korea DPR - Uzbekistan	0:2 (0:0)				RAS AL-KHAIMAH (UAE)			
08.11.2012	Vietnam - Jordan	2:5 (0:0)				FUJAIRAH (UAE)			
Rank	Team	MP	W	D	L	GF	GA	+/-	Points
1	Uzbekistan	3	2	1	0	8	2	6	7
2	Jordan	3	1	2	0	8	5	3	5
3	Korea DPR	3	1	1	1	6	3	3	4
4	Vietnam	3	0	0	3	2	14	-12	0



Asian Zone continued

Final Tournament - Group D									
04.11.2012	Australia - Qatar	1:0 (1:0)				FUJAIRAH (UAE)			
04.11.2012	Saudi Arabia - Syria	1:5 (1:3)				FUJAIRAH (UAE)			
06.11.2012	Qatar - Saudi Arabia	2:4 (1:3)				FUJAIRAH (UAE)			
06.11.2012	Syria - Australia	1:1 (0:0)				FUJAIRAH (UAE)			
08.11.2012	Australia - Saudi Arabia	1:1 (0:0)				RAS AL-KHAIMAH (UAE)			
08.11.2012	Syria - Qatar	1:2 (0:1)				FUJAIRAH (UAE)			
Rank	Team	MP	W	D	L	GF	GA	+/-	Points
1	Australia	3	1	2	0	3	2	1	5
2	Syria	3	1	1	1	7	4	3	4
3	Saudi Arabia	3	1	1	1	6	8	-2	4
4	Qatar	3	1	0	2	4	6	-2	3
Quarter-final									
Date	Match	Result				City (Country)			
11.11.2012	Uzbekistan - Syria	2:2 AET (2:2, 1:2) PSO 3:0				FUJAIRAH (UAE)			
11.11.2012	Iran - Korea Republic	1:4 (1:1)				RAS AL-KHAIMAH (UAE)			
11.11.2012	Australia - Jordan	3:0 (1:0)				FUJAIRAH (UAE)			
11.11.2012	Iraq - Japan	2:1 (1:0)				RAS AL-KHAIMAH (UAE)			
Semi-final									
14.11.2012	Korea Republic - Uzbekistan	3:1 (0:0)				RAS AL-KHAIMAH (UAE)			
14.11.2012	Iraq - Australia	2:0 (0:0)				RAS AL-KHAIMAH (UAE)			
Final									
17.11.2012	Korea Republic - Iraq	1:1 AET (1:1, 0:1) PSO 4:1				RAS AL-KHAIMAH (UAE)			



European Zone

UEFA European U-19 Championship

Elite Round - Group 1			
Date	Match	Result	City (Country)
25.05.2012	Czech Republic - France	1:2 (1:0)	HORNI POCERNICE (CZE)
25.05.2012	Netherlands - Norway	2:1 (2:0)	SLANY (CZE)
27.05.2012	Czech Republic - Netherlands	0:3 (0:1)	PRAGUE (CZE)
27.05.2012	France - Norway	3:1 (1:1)	HORNI POCERNICE (CZE)
30.05.2012	Czech Republic - Norway	0:1 (0:1)	SLANY (CZE)
30.05.2012	Netherlands - France	0:6 (0:2)	PRAGUE (CZE)
Elite Round - Group 2			
25.05.2012	Switzerland - Montenegro	0:3 (0:1)	ROCHDALE (ENG)
25.05.2012	England - Slovenia	5:0 (0:0)	PRESTON (ENG)
27.05.2012	Slovenia - Switzerland	0:2 (0:2)	PRESTON (ENG)
27.05.2012	England - Montenegro	1:1 (0:1)	ROCHDALE (ENG)
30.05.2012	England - Switzerland	1:0 (0:0)	PRESTON (ENG)
30.05.2012	Montenegro - Slovenia	0:1 (0:0)	ROCHDALE (ENG)
Elite Round - Group 3			
25.05.2012	Hungary - Romania	0:4 (0:2)	NOVI SAD (SRB)
25.05.2012	Serbia - Germany	2:2 (1:0)	NOVI SAD (SRB)
27.05.2012	Romania - Germany	1:1 (0:0)	NOVI SAD (SRB)
27.05.2012	Serbia - Hungary	1:0 (0:0)	NOVI SAD (SRB)
30.05.2012	Germany - Hungary	3:0 (2:0)	NOVI SAD (SRB)
30.05.2012	Serbia - Romania	3:0 (2:0)	NOVI SAD (SRB)
Elite Round - Group 4			
26.05.2012	Ukraine - Israel	2:0 (1:0)	PARCHAL (POR)
26.05.2012	Portugal - Republic of Ireland	1:0 (0:0)	OLHAO (POR)
28.05.2012	Republic of Ireland - Ukraine	0:3 (0:0)	PARCHAL (POR)
28.05.2012	Portugal - Israel	7:1 (3:0)	FERREIRAS (POR)
31.05.2012	Israel - Republic of Ireland	1:1 (0:0)	FERREIRAS (POR)
31.05.2012	Portugal - Ukraine	3:0 (1:0)	FARO (POR)
Elite Round - Group 5			
23.05.2012	Greece - Turkey	3:0 (0:0)	BALLERUP (DEN)
23.05.2012	Denmark - Cyprus	6:2 (2:0)	SOBORG (DEN)
25.05.2012	Greece - Cyprus	3:0 (2:0)	GENTOFTE (DEN)
25.05.2012	Denmark - Turkey	3:1 (1:0)	BRONDBY (DEN)
28.05.2012	Cyprus - Turkey	0:5 (0:2)	BRONDBY (DEN)
28.05.2012	Denmark - Greece	0:2 (0:0)	GENTOFTE (DEN)
Elite Round - Group 6			
25.05.2012	Bosnia-Herzegovina - Georgia	2:4 (2:3)	SESVETE (CRO)
25.05.2012	Croatia - Austria	2:2 (1:0)	ZAPRESIC (CRO)
27.05.2012	Bosnia-Herzegovina - Austria	0:2 (0:0)	ZAGREB (CRO)
27.05.2012	Croatia - Georgia	3:1 (1:0)	ZAGREB (CRO)
30.05.2012	Austria - Georgia	1:2 (0:1)	VELIKA GORICA (CRO)
30.05.2012	Croatia - Bosnia-Herzegovina	2:0 (1:0)	ZAGREB (CRO)
Elite Round - Group 7			
23.05.2012	Spain - Armenia	2:1 (0:0)	MISANO ADRIATICO (ESP)
23.05.2012	Italy - Belgium	2:1 (2:0)	CATTOLICA (ITA)
25.05.2012	Armenia - Belgium	1:1 (0:1)	CATTOLICA (ITA)
25.05.2012	Italy - Spain	1:2 (1:0)	MISANO ADRIATICO (ESP)
28.05.2012	Belgium - Spain	1:2 (0:1)	CATTOLICA (ITA)
28.05.2012	Italy - Armenia	4:1 (2:1)	MISANO ADRIATICO (ESP)



European Zone continued

Final Tournament - Group A									
Date	Match	Result				City (Country)			
03.07.2012	Greece - Spain	1:2 (0:2)				HAAPSALU (EST)			
03.07.2012	Estonia - Portugal	0:3 (0:2)				TALLINN (EST)			
06.07.2012	Estonia - Greece	1:4 (0:1)				TALLINN (EST)			
06.07.2012	Portugal - Spain	3:3 (2:2)				TALLINN (EST)			
09.07.2012	Estonia - Spain	0:2 (0:1)				TALLINN (EST)			
09.07.2012	Portugal - Greece	2:3 (1:2)				HAAPSALU (EST)			
Rank	Team	MP	W	D	L	GF	GA	+/-	Points
1	Spain	3	2	1	0	7	4	3	7
2	Greece	3	2	0	1	8	5	3	6
3	Portugal	3	1	1	1	8	6	2	4
4	Estonia	3	0	0	3	1	9	-8	0

Final Tournament - Group B									
Date	Match	Result				City (Country)			
03.07.2012	England - Croatia	1:1 (0:0)				TALLINN (EST)			
03.07.2012	Serbia - France	0:3 (0:3)				RAKVERE (EST)			
06.07.2012	France - Croatia	1:0 (0:0)				HAAPSALU (EST)			
06.07.2012	Serbia - England	1:2 (0:1)				RAKVERE (EST)			
09.07.2012	Croatia - Serbia	3:0 (1:0)				RAKVERE (EST)			
09.07.2012	France - England	1:2 (1:2)				TALLINN (EST)			
Rank	Team	MP	W	D	L	GF	GA	+/-	Points
1	England	3	2	1	0	5	3	2	7
2	France	3	2	0	1	5	2	3	6
3	Croatia	3	1	1	1	4	2	2	4
4	Serbia	3	0	0	3	1	8	-7	0

Final Tournament - Semi-final									
Date	Match	Result				City (Country)			
12.07.2012	England - Greece	1:2 AET (1:1, 0:1)				TALLINN (EST)			
12.07.2012	Spain - France	3:3 AET (2:2, 0:1) PSO 4:2				TALLINN (EST)			

Final Tournament - Final									
Date	Match	Result				City (Country)			
15.07.2012	Greece - Spain	0:1 (0:0)				TALLINN (EST)			



North, Central American and Caribbean Zone

2013 CONCACAF U-20 Championship

Final Round - Group A									
Date	Match	Result			City (Country)			Time	
18.02.2013	Haiti - USA	1:2 (0:2)			PUEBLA (MEX)			17:30	
20.02.2013	Costa Rica - Haiti	1:0 (1:0)			PUEBLA (MEX)			17:30	
22.02.2013	USA - Costa Rica	1:0 (0:0)			PUEBLA (MEX)			17:30	
Rank	Team	MP	W	D	L	GF	GA	+/-	Points
1	USA	2	2	0	0	3	1	2	6
2	Costa Rica	2	1	0	1	1	1	0	3
3	Haiti	2	0	0	2	1	3	-2	0
Group B									
Date	Match	Result			City (Country)			Time	
18.02.2013	Cuba - Canada	2:1 (0:0)			PUEBLA (MEX)			20:00	
20.02.2013	Nicaragua - Cuba	0:3 (0:1)			PUEBLA (MEX)			20:00	
22.02.2013	Canada - Nicaragua	5:1 (3:1)			PUEBLA (MEX)			20:00	
Rank	Team	MP	W	D	L	GF	GA	+/-	Points
1	Cuba	2	2	0	0	5	1	4	6
2	Canada	2	1	0	1	6	3	3	3
3	Nicaragua	2	0	0	2	1	8	-7	0
Group C									
Date	Match	Result			City (Country)			Time	
19.02.2013	Puerto Rico - Jamaica	1:4 (1:1)			PUEBLA (MEX)			17:30	
21.02.2013	Panama - Puerto Rico	4:0 (1:0)			PUEBLA (MEX)			17:30	
23.02.2013	Jamaica - Panama	0:4 (0:1)			PUEBLA (MEX)			15:30	
Rank	Team	MP	W	D	L	GF	GA	+/-	Points
1	Panama	2	2	0	0	8	0	8	6
2	Jamaica	2	1	0	1	4	5	-1	3
3	Puerto Rico	2	0	0	2	1	8	-7	0
Group D									
Date	Match	Result			City (Country)			Time	
19.02.2013	Mexico - Curacao	3:0 (3:0)			PUEBLA (MEX)			20:00	
21.02.2013	El Salvador - Curacao	2:1 (1:0)			PUEBLA (MEX)			20:00	
23.02.2013	Mexico - El Salvador	3:0 (1:0)			PUEBLA (MEX)			18:00	
Rank	Team	MP	W	D	L	GF	GA	+/-	Points
1	Mexico	2	2	0	0	6	0	6	6
2	El Salvador	2	1	0	1	2	4	-2	3
3	Curacao	2	0	0	2	1	5	-4	0
Quarter-final									
Date	Match	Result			City (Country)			Time	
26.02.2013	USA - Canada	4:2 (3:1)			PUEBLA (MEX)			17:30	
26.02.2013	Cuba - Costa Rica	2:1 (1:1)			PUEBLA (MEX)			20:00	
27.02.2013	Panama - El Salvador	1:3 (1:0)			PUEBLA (MEX)			17:30	
27.02.2013	Mexico - Jamaica	4:0 (2:0)			PUEBLA (MEX)			20:00	
Semi-final									
Date	Match	Result			City (Country)			Time	
01.03.2013	USA - Cuba	2:0 (2:0)			PUEBLA (MEX)			17:30	
01.03.2013	El Salvador - Mexico	0:2 (0:0)			PUEBLA (MEX)			20:00	
Final									
Date	Match	Result			City (Country)			Time	
03.03.2013	Mexico - USA	3:1 AET (1:1, 1:1)			PUEBLA (MEX)			18:00	



Oceania Zone

OFC U-20 Championship

Qualifying Tournament - Group Matches									
Date	Match	Result				City (Country)	Time		
21.03.2013	Fiji - Vanuatu	3:2 (0:2)				LAUTOKA (FIJ)	14:00		
21.03.2013	Papua New Guinea - New Zealand	0:5 (0:3)				LAUTOKA (FIJ)	16:30		
23.03.2013	Vanuatu - New Zealand	0:1 (0:1)				LAUTOKA (FIJ)	14:00		
23.03.2013	Fiji - New Caledonia	3:2 (3:1)				LAUTOKA (FIJ)	16:30		
25.03.2013	New Zealand - New Caledonia	3:2 (1:2)				LAUTOKA (FIJ)	14:00		
25.03.2013	Vanuatu - Papua New Guinea	6:1 (2:1)				LAUTOKA (FIJ)	16:30		
27.03.2013	New Caledonia - Papua New Guinea	9:3 (3:3)				LAUTOKA (FIJ)	14:00		
27.03.2013	Fiji - New Zealand	0:4 (0:0)				LAUTOKA (FIJ)	16:30		
29.03.2013	Fiji - Papua New Guinea	2:0 (2:0)				BA (FIJ)	14:00		
29.03.2013	New Caledonia - Vanuatu	2:4 (0:1)				BA (FIJ)	16:30		
Rank	Team	MP	W	D	L	GF	GA	+/-	Points
1	New Zealand	4	4	0	0	13	2	11	12
2	Fiji	4	3	0	1	8	8	0	9
3	Vanuatu	4	2	0	2	12	7	5	3
4	New Caledonia	4	1	0	3	15	13	2	3
5	Papua New Guinea	4	0	0	4	4	22	-18	0



South American Zone

2013 South American U-20 Youth Championship

First Stage - Group A										
Date	Match	Result			City (Country)					
09.01.2013	Paraguay - Colombia	0:1 (0:1)			MENDOZA (ARG)					
09.01.2013	Argentina - Chile	0:1 (0:1)			MENDOZA (ARG)					
11.01.2013	Argentina - Paraguay	1:2 (1:0)			MENDOZA (ARG)					
11.01.2013	Chile - Bolivia	2:0 (0:0)			MENDOZA (ARG)					
13.01.2013	Chile - Colombia	2:1 (2:0)			MENDOZA (ARG)					
13.01.2013	Argentina - Bolivia	2:2 (0:1)			MENDOZA (ARG)					
15.01.2013	Paraguay - Chile	2:3 (1:2)			MENDOZA (ARG)					
15.01.2013	Colombia - Bolivia	6:0 (1:0)			MENDOZA (ARG)					
17.01.2013	Paraguay - Bolivia	5:1 (2:0)			MENDOZA (ARG)					
17.01.2013	Argentina - Colombia	3:2 (1:0)			MENDOZA (ARG)					
Rank	Team	MP	W	D	L	GF	GA	+/-	Points	
1	Chile	4	4	0	0	8	3	5	12	
2	Colombia	4	2	0	2	10	5	5	6	
3	Paraguay	4	2	0	2	9	6	3	6	
4	Argentina	4	1	1	2	6	7	-1	4	
5	Bolivia	4	0	1	3	3	15	-12	1	
Group B										
10.01.2013	Brazil - Ecuador	1:1 (1:1)			SAN JUAN (ARG)					
10.01.2013	Uruguay - Peru	3:3 (1:2)			SAN JUAN (ARG)					
12.01.2013	Brazil - Uruguay	2:3 (0:1)			SAN JUAN (ARG)					
12.01.2013	Ecuador - Venezuela	0:1 (0:1)			SAN JUAN (ARG)					
14.01.2013	Peru - Venezuela	1:0 (1:0)			SAN JUAN (ARG)					
14.01.2013	Uruguay - Ecuador	2:2 (1:1)			SAN JUAN (ARG)					
16.01.2013	Brazil - Venezuela	1:0 (1:0)			SAN JUAN (ARG)					
16.01.2013	Ecuador - Peru	2:1 (0:0)			SAN JUAN (ARG)					
18.01.2013	Uruguay - Venezuela	2:2 (1:1)			SAN JUAN (ARG)					
18.01.2013	Brazil - Peru	0:2 (0:1)			SAN JUAN (ARG)					
Rank	Team	MP	W	D	L	GF	GA	+/-	Points	
1	Peru	4	2	1	1	7	5	2	7	
2	Uruguay	4	1	3	0	10	9	1	6	
3	Ecuador	4	1	2	1	5	5	0	5	
4	Venezuela	4	1	1	2	3	4	-1	4	
5	Brazil	4	1	1	2	4	6	-2	4	



South American Zone continued

Final Stage									
Date	Match	Result				City (Country)			
20.01.2013	Chile - Paraguay	1:3 (1:0)				MENDOZA (ARG)			
20.01.2013	Peru - Uruguay	1:3 (1:1)				MENDOZA (ARG)			
20.01.2013	Colombia - Ecuador	2:1 (0:0)				MENDOZA (ARG)			
23.01.2013	Chile - Ecuador	4:1 (2:0)				MENDOZA (ARG)			
23.01.2013	Peru - Paraguay	1:1 (1:0)				MENDOZA (ARG)			
23.01.2013	Colombia - Uruguay	1:0 (1:0)				MENDOZA (ARG)			
27.01.2013	Chile - Uruguay	0:1 (0:0)				MENDOZA (ARG)			
27.01.2013	Peru - Colombia	0:1 (0:1)				MENDOZA (ARG)			
27.01.2013	Paraguay - Ecuador	1:0 (0:0)				MENDOZA (ARG)			
30.01.2013	Chile - Colombia	1:0 (1:0)				MENDOZA (ARG)			
30.01.2013	Peru - Ecuador	3:2 (2:0)				MENDOZA (ARG)			
30.01.2013	Paraguay - Uruguay	1:0 (0:0)				MENDOZA (ARG)			
03.02.2013	Uruguay - Ecuador	1:0 (1:0)				MENDOZA (ARG)			
03.02.2013	Chile - Peru	1:1 (1:1)				MENDOZA (ARG)			
03.02.2013	Colombia - Paraguay	2:1 (1:0)				MENDOZA (ARG)			
Rank	Team	MP	W	D	L	GF	GA	+/-	Points
1	Colombia	5	4	0	1	6	3	3	12
2	Paraguay	5	3	1	1	7	4	3	10
3	Uruguay	5	3	0	2	5	3	2	9
4	Chile	5	2	1	2	7	6	1	7
5	Peru	5	1	2	2	6	8	-2	5
6	Ecuador	5	0	0	5	4	11	-7	0



Facts you need to know about the FIFA U-20 World Cup

1	The FIFA U-20 World Cup Turkey 2013 will be the nineteenth edition since its inception in 1977.
2	A total of 83 associations have taken part in the FIFA U-20 World Cup to date and 1991 even saw the participation of a united Korean team.
3	For the 2013 competition there are so far three newcomers: Cuba, Greece and El Salvador – this might change after all teams have qualified.
4	The FIFA U-20 World Cup again comes second only to the FIFA World Cup™ in terms of the volume of matches. Since the inaugural tournament in Tunisia, 732 matches have been hosted under the auspices of the FIFA U-20 World Cup. The FIFA U-20 World Cup UAE 2003 provided the backdrop for the 500 th match when Spain met Uzbekistan in Sharjah on 4 December 2003.
5	Since its inception in 1977, the FIFA U-20 World Cup has made stops in every confederation: Africa (three times), Asia (five times), Oceania (twice in Australia – as from 2006 Australia is a member of AFC), North and Central America (twice), South America (three times) and Europe (four times including Turkey 2013).
6	From the first FIFA U-20 World Cup in 1977 until 1995, the final competition comprised 16 teams. However, to enhance the prestige of FIFA’s major youth competition, the number of contenders was increased from 16 to 24 from 1997 (AFC 4, CAF 4, CONCACAF 4, CONMEBOL 4, UEFA 6, OFC 1, hosts 1).
7	The tournament has a reputation as a talent showcase, with 582 former FIFA U-20 World Cup players going on to participate in the FIFA World Cup™. 30 of these players have played in a FIFA World Cup™ final match and 30 have won the world title (BRA 11, ESP 10, ARG 5, FRA 2, GER 1, ITA 1).
8	Of those thirty players who have played in a FIFA World Cup™ final match, only two players, Burruchaga (ARG, in 1986) and Iniesta (ESP, in 2010) have scored.
9	During the first two tournaments, the games only lasted 40 minutes each way (extra time was twice ten minutes). Since Australia 1981, matches have followed the traditional format of 45 minutes per half (with 15 minutes per half in extra time).
10	The AFC has twice been represented in a FIFA U-20 World Cup final, with both Qatar (1981 against Germany FR) and Japan (1999 against Spain) suffering 4-0 defeats.
11	For the third consecutive edition the champion of the previous tournament will not be able to defend its title. Brazil, winners in 2011, will be absent in Turkey 2013. The same applied to Argentina in 2009 (titleholders in 2007) and Ghana in 2011 (victors in 2009). Teams in the past that were also unable to defend their title include Germany (absent in 1983), Yugoslavia (1989) and Spain (2001).
12	Brazil have contested the most FIFA U-20 World Cup matches (96), followed by Argentina (72) and Spain (67).



History

The tournament began modestly in Tunisia in 1977, with the FIFA Technical Report bemoaning the paucity of spectators. But by the early 1990s the competition had grown into an event of enormous importance with worldwide media exposure. Securing a committed long-term sponsor was crucial to the realisation of a project which João Havelange had promised to launch when he became FIFA President in 1974. Above all, however, the competition's success has always depended upon the particular flavour of the games: that added dash of youth, spontaneity and adventure.

The inevitable teething problems experienced in Tunisia in 1977 were mostly solved at the second U-20 World Cup in Japan in 1979, one of the first major international football events in that country, which helped to trigger interest and enthusiasm for the sport there. The role of the FIFA U-20 World Cup as an "ambassador" to so-called "developing" football countries continued in 1981 when it went to Australia for the first time. In 1983, however, the event enjoyed its first major success in Mexico, a country steeped in football tradition where the final between Brazil and Argentina drew a capacity crowd of 105,000.

The Soviet Union hosted the finals in 1985 while in 1987 it went to South America for the first time when Chile played host and in 1989 the state-of-the-art King Fahd Stadium on the outskirts of Riyadh was the spectacular setting for several matches. The 1991 final saw even the 1983 attendance eclipsed when 127,000 – one of the largest crowd ever to attend a FIFA match – crammed into Lisbon's Stadium of Light to cheer the home team to a repeat of their 1989 victory. In 1993 the Australians revived memories of the 1981 finals and surpassed them with a superbly organised championship to which the young *Socceroos* made their own thrilling contribution. Latin football dominated both the 1995 event in Qatar (which had taken over the role of hosts at barely three weeks' notice after Nigeria had been considered unable to stage the competition) and the 1997 tournament in Malaysia. Africa was still unable to produce the winner in Nigeria 1999, although three CAF teams did make it to the last eight.

When an African representative (Ghana) finally made it to the final in 2001, it was the hosts, Argentina, who won the day – their fourth FIFA U-20 World Cup title and a showcase for their budding star Saviola, the tournament's top scorer so far with 11 goals in 7 matches. The United Arab Emirates provided the venue for the 2003 edition of the tournament and even threw the tournament's best player, Ismail Matar, into the bargain. A distinctive South American flavour permeated the Arabian air as they secured three of the four semi-final slots. Colombia and Argentina took third and fourth place respectively, while Brazil claimed their fourth FIFA U-20 World Cup against Spain, thus adding to their triumphs at the 2002 FIFA World Cup™ and the 2003 FIFA U-17 World Cup and becoming world champions in all age categories.

The semi-finals in 2005 featured two African and two South American teams: Morocco eventually lost to Brazil in the play-off for third place, while Nigeria succumbed in the final against Argentina. The Argentines thus claimed their fifth FIFA U-20 World Cup title, and in Lionel Messi, they also boasted the tournament's best player and top goalscorer with six strikes.

In 2007 for a second time on the trot, Argentina hoisted aloft the FIFA U-20 World Cup after a dazzling and record-breaking month of football in Canada. In the final it was the Czechs who took the lead but Argentina hit back and the defending champions secured a 2-1 victory just before the final whistle.

In 2009 the tournament records were rewritten, with more goals than ever before, and an unprecedented number of fans turning out to watch them. And there was an abundance of promising talent on show. Yet, for Africa at least, Egypt 2009 will be not be remembered for any of these achievements. Instead, it will go down in history as the first time that a team from the mother continent came, saw and conquered all at FIFA's second-biggest tournament. Ghana were the team to inscribe their name in folklore, and worthy winners they were too. Led by the tournament's top scorer and outstanding player, Dominic Adiyiah, the Black Satellites combined strength and skill to devastating effect, scoring 16 times en route to the final. Even when the goals finally dried up in the decider against Brazil, Sellas Tetteh's side merely took that as the signal to display another essential attribute of champions: character.

In the thrilling final in Colombia 2011 Portugal were just 12 minutes away from the title, when Brazilian youngster Oscar scored to take the game into extra time before completing his hat-trick leading his country to victory.



Winners at a glance

Year/Host	Winner	Final	Top Goalscorer*
2011 Colombia	Brazil	Brazil – Portugal 3:2 AET	Henrique (BRA), Alvaro Vasquez (ESP), Alexandre Lacazette (FRA) 5 goals each
2009 Egypt	Ghana	Ghana – Brazil 0:0, 4-3 PSO	Dominic ADIYIAH (GHA) 8 goals
2007 Canada	Argentina	Czech Republic – Argentina 1:2	Sergio AGUERO (ARG) 6 goals
2005 Netherlands	Argentina	Argentina – Nigeria 2:1	Lionel MESSI (ARG) 6 goals
2003 UAE	Brazil	Spain – Brazil 0:1	Ed JOHNSON (USA), Daisuke SAKATA (JPN), DUDU (BRA), Fernando CAVENAGHI (ARG) 4 goals each
2001 Argentina	Argentina	Argentina – Ghana 3:0	Javier SAVIOLA (ARG) 11 goals
1999 Nigeria	Spain	Spain – Japan 4:0	Mahamadou DISSA (MLI), PABLO (ESP) 5 goals each
1997 Malaysia	Argentina	Argentina – Uruguay 2:1	ADAILTON (BRA) 10 goals
1995 Qatar	Argentina	Argentina – Brazil 2:0	Joseba ETXEBERRIA (ESP) 7 goals
1993 Australia	Brazil	Brazil – Ghana 2:1	ADRIANO (BRA), Augustine AHINFUL (GHA), Chris FAKLARIS (USA), GIAN (BRA), Ante MILICIC (AUS), Vicente NIETO (MEX), Henry ZAMBRANO (COL) 3 goals each
1991 Portugal	Portugal	Portugal – Brazil 0:0 AET, 4:2 PSO	Sergei SHERBAKOV (URS) 5 goals
1989 Saudi Arabia	Portugal	Portugal – Nigeria 2:0	Oleg SALENKO (URS) 5 goals
1987 Chile	Yugoslavia	Yugoslavia – Germany FR 1:1 AET, 5:4 PSO	Marcel WITECZEK (FRG) 7 goals
1985 Soviet Union	Brazil	Brazil – Spain 1:0 AET	BALALO (BRA), FERNANDO (ESP), Alberto GARCIA ASPE (ESP), GERSON (BRA), Sebastian LOSADA (ESP), MULLER (BRA), Monday ODIKA (NGA) 3 goals each
1983 Mexico	Brazil	Brazil – Argentina 1:0	GEOVANI (BRA) 6 goals
1981 Australia	Germany FR	Germany FR – Qatar 4:0	Taher AMER (EGY), Mark KOUSSAS (AUS), Ralf LOSE (FRG), Roland WOHLFARTH (FRG) 4 goals each
1979 Japan	Argentina	Argentina – Soviet Union 3:1	Ramon DIAZ (ARG) 8 goals
1977 Tunisia	Soviet Union	Mexico – Soviet Union 2:2 AET, 8:9 PSO	QUINA (BRA) 4 goals

*adidas Golden Boot award winners see page 42



Competition Nutshell

Year	Host	Teams	Matches	Goals	Ø	Spectators	Ø
1977	Tunisia	16	28	70	2.50	22'000	786
1979	Japan	16	32	83	2.59	454'500	14'203
1981	Australia	16	32	87	2.72	443'094	13'847
1983	Mexico	16	32	91	2.84	1'155'160	36'099
1985	Soviet Union	16	32	80	2.50	657'800	20'556
1987	Chile	16	32	86	2.69	712'000	22'250
1989	Saudi Arabia	16	32	81	2.53	643'815	20'119
1991	Portugal	16	32	82	2.56	731'500	22'859
1993	Australia	16	32	82	2.56	478'003	14'938
1995	Qatar	16	32	105	3.28	455'000	14'219
1997	Malaysia	24	52	165	3.17	655'827	12'612
1999	Nigeria	24	52	158	3.04	624'400	12'008
2001	Argentina	24	52	149	2.87	506'320	9'737
2003	United Arab Emirates	24	52	119	2.29	592'100	11'387
2005	Netherlands	24	52	143	2.75	502'698	9'667
2007	Canada	24	52	135	2.60	1'195'239	22'985
2009	Egypt	24	52	167	3.21	1'295'586	24'915
2011	Colombia	24	52	132	2.54	1'309'929	25'191
	Total		732	2015	2.75	12'434'971	16'988



Awards

adidas Golden Boot / adidas Golden Ball

The adidas Golden Boot award goes to the top goalscorer of the FIFA U-20 World Cup. Assists serve as a tie-breaker with the FIFA Technical Study Group deciding whether an assist is to be counted as such. The assists will only be counted if two or more players are equal on goals scored.

The U-20 world champions have managed to crown one of their own as top goalscorer on eight occasions: 1979 (Diaz in an Argentina side featuring Diego Maradona), 1983 (Geovani for Brazil), 1999 (Pablo for Spain), 2001, 2005 and 2007 (Saviola, Messi and Aguero, respectively, for Argentina), 2009 (Dominic Adiyiah for Ghana) and 2011 (Henrique for Brazil). In 1981, Australian Mark Koussas won the Golden Shoe award in front of his home crowd.

The adidas Golden Ball is always awarded to the most outstanding player.

adidas Golden Glove

The Golden Glove goes to the most outstanding goalkeeper of the competition as selected by FIFA's Technical Study Group (since 2009).

FIFA Fair Play Award

The FIFA Fair Play award is given to the team with the best record of fair play according to the points system and criteria established by the FIFA Fair Play Committee.



Photo: Javier Saviola, next to FIFA President Joseph S. Blatter, with the Golden Ball and the Golden Boot at the FIFA World Youth Championship 2001 (source: FIFA Archive)

Year	adidas Golden Boot *	adidas Golden Ball	adidas Golden Glove	FIFA Fair Play
2011	HENRIQUE, BRA – 5 goals/3 assists	HENRIQUE, BRA	MIKA, POR	Nigeria
2009	Dominic ADIYIAH, GHA – 8 goals	Dominic ADIYIAH, GHA	Esteban ALVARADO, CRC	Brazil
2007	Sergio AGUERO, ARG – 6 goals	Sergio AGUERO, ARG	-	Japan
2005	Lionel MESSI, ARG – 6 goals	Lionel MESSI, ARG	-	Colombia
2003	Ed JOHNSON, USA – 4 goals/1 assist	Ismail MATAR, UAE	-	Colombia
2001	Javier SAVIOLA, ARG – 11 goals	Javier SAVIOLA, ARG	-	Argentina
1999	PABLO, ESP – 5 goals	Seydou KEITA, MLI	-	Croatia
1997	ADAILTON, BRA – 10 goals	Nicolas OLIVERA, URU	-	Argentina
1995	Joseba ETXEBERRIA, ESP – 7 goals	CAIO, BRA	-	Japan
1993	Henry ZAMBRANO, COL – 3 goals	ADRIANO, BRA	-	England
1991	Sergei SHERBAKOV, URS – 5 goals	PEIXE, POR	-	Soviet Union
1989	Oleg SALENKO, URS – 5 goals	BISMARCK, BRA	-	USA
1987	Marcel WITECZEK, FRG – 7 goals	Robert PROSINECKI, YUG	-	Germany FR
1985	Sebastian LOSADA, ESP – 3 goals	SILAS, BRA	-	Colombia
1983	GEOVANI, BRA – 6 goals	GEOVANI, BRA	-	Korea Republic
1981	Mark KOUSSAS, AUS – 4 goals	Romulus GABOR, ROU	-	Australia
1979	Ramon DIAZ, ARG – 8 goals	MARADONA, ARG	-	Poland
1977	QUINA, BRA – 4 goals	Vladimir BESSONOV, URS	-	Brazil

**known as "adidas Golden Shoe" prior to 2011*



Hat-tricks

Argentina's Ramon Diaz and Javier Saviola have both scored two hat-tricks in the FIFA U-20 World Cup. This was topped by Brazilian Adailton's rare double hat-trick during his team's 10-3 victory over Korea Republic. Almost as impressively, Australia's Salapasisidis knocked in four goals in one match when his team defeated eventual champions Argentina 4-3 in 1997. Eight years later in 2005, Llorente of Spain equalled this feat, scoring four goals in their 7-0 victory over Chile.

# hat-tricks	Player (DOB) Match date			Host/year	# goals
2	ADAILTON, BRA (24.01.1977)				
	22.06.1997	KOR v. BRA	3-10	Malaysia 1997	6
2	Ramon DIAZ, ARG (29.08.1959)				
	26.08.1979	ARG v. IDN	5-0	Japan 1979	3
	02.09.1979	ARG v. ALG	5-0	Japan 1979	3
2	Javier SAVIOLA, ARG (11.12.1981)				
	01.07.2001	ARG v. FRA	3-1	Argentina 2001	3
	20.06.2001	EGY v. ARG	1-7	Argentina 2001	3
1	LLORENTE Fernando, ESP (26.02.1985)				
	14.06.2005	CHI v. ESP	0-7	Netherlands 2005	4
1	SALAPASIDIS Kosta, AUS (01.07.1978)				
	23.06.1997	ARG v. AUS	3-4	Malaysia 1997	4
1	ADRIAN LOPEZ, ESP (08.01.1988)				
	07.07.2007	ESP v. JOR	4-2	Canada 2007	3
1	ADU Freddy, USA (02.06.1989)				
	03.07.2007	USA v. POL	6-1	Canada 2007	3
1	AL MOHAMEDI Khalid, QAT (05.04.1962)				
	11.10.1981	BRA v. QAT	2-3	Australia 1981	3
1	ALEX, BRA (14.09.1977)				
	25.06.1997	BRA v. BEL	10-0	Malaysia 1997	3
1	AUER Benjamin, GER (11.01.1981)				
	20.06.2001	CAN v. GER	0-4	Argentina 2001	3
1	CISSE Djibril, FRA (12.08.1981)				
	18.06.2001	IRN v. FRA	0-5	Argentina 2001	3
1	DEL VALLE Yonathan, VEN (28.05.1990)				
	28.09.2009	TAH v. VEN	0-8	Egypt 2009	3
1	ETXEBERRIA Joseba, ESP (05.09.1977)				
	23.04.1995	ESP v. RUS	4-1	Qatar 1995	3
1	FAKLARIS Chris, USA (30.10.1973)				
	07.03.1993	TUR v. USA	0-6	Australia 1993	3
1	GERSON, BRA (23.09.1965)				
	01.09.1985	BRA v. COL	6-0	Soviet Union 1985	3
1	KERN Enrico, GER (12.03.1979)				
	04.04.1999	GER v. PAR	4-0	Nigeria 1999	3
1	KLEMENZ Joachim, POL (16.02.1964)				
	03.06.1983	POL v. CIV	7-2	Mexico 1983	3



# hat-tricks	Player (DOB) Match date	Host/year	# goals
1	MOHAMED IBRAHIM, EGY (01.03.1992)		
	04.08.2011 EGY v. AUT 4-0	Colombia 2011	3
1	MUHAMMAD Hussain Said, IRQ (21.01.1958)		
	01.07.1977 IRQ v. AUT 5-1	Tunisia 1977	3
1	MURPHY Danny, ENG (18.03.1977)		
	20.06.1997 UAE v. ENG 0-5	Malaysia 1997	3
1	OSCAR, BRA (09.09.1991)		
	20.08.2011 BRA v. POR 3-2	Colombia 2011	3
1	PENA Sebastian, ARG (03.07.1976)		
	20.04.1995 ARG v. HON 4-2	Qatar 1995	3
1	PLACENCIA Luis, MEX (04.02.1958)		
	27.06.1977 MEX v. TUN 6-0	Tunisia 1977	3
1	QUINA, BRA (04.02.1958)		
	27.06.1977 BRA v. IRN 5-1	Tunisia 1977	3
1	REINALDO, BRA (01.07.1976)		
	14.04.1995 SYR v. BRA 0-6	Qatar 1995	3
1	RONDON Jose, VEN (16.09.1989)		
	28.09.2009 TAH v. VEN 0-8	Egypt 2009	3
1	SAMMER Matthias, GER (05.09.1967)		
	14.10.1987 GDR v. COL 3-1	Chile 1987	3
1	URZAIZ Ismael, ESP (07.10.1971)		
	18.06.1991 ESP v. URU 6-0	Portugal 1991	3
1	VAZQUEZ Alvaro, ESP (27.04.1991)		
	06.08.2011 AUS v. ESP 1-5	Colombia 2011	3
1	WEBB Neil, ENG (30.07.1963)		
	11.10.1981 ENG v. EGY 4-2	Australia 1981	3
1	WITZENHAUSEN Mendel, NED (03.01.1976)		
	16.04.1995 NED v. HON 7-1	Qatar 1995	3



Milestone goals

#	Goalscorer	Match	Result	Date	Venue
1	Luigi CAPUZZO (ITA)	ITA – CIV	1:1	27.06.1977	Sousse, TUN
100	Rui FERREIRA (POR)	POR – PAR	1:0	27.08.1979	Tokyo, JPN
200	Ronaldo MARQUES SERENO (BRA)	KOR – BRA	0:3	08.10.1981	Melbourne, AUS
300	KIM Chong Kon (KOR)	AUS – KOR	1:2	08.06.1983	Toluca, MEX
400	MULLER (BRA)	BRA – COL	6:0	01.09.1985	Tbilissi, URS
500	Christopher OHENHEN (NGA)	KSA – NGA	1:2	16.02.1989	Riyadh, KSA
600	Paulo TORRES (POR)	POR – ARG	3:0	17.06.1991	Lisbon, POR
700	Serkan RECBER (TUR)	KOR – TUR	1:1	09.03.1993	Melbourne, AUS
800	Joseba ETXEBERRIA (ESP)	ESP – CHI	6:3	19.04.1995	Doha, QAT
900	Froylan LEDEZMA (CRC)	JPN – CRC	6:2	20.06.1997	Kuantan, MAS
1000	Peter OFORI-QUAYE (GHA)	JPN – GHA	1:2 AET	29.06.1997	Johor Bahru, MAS
1100	MANCINI (BRA)	ZAM – BRA	1:5	11.04.1999	Port Harcourt, NGA
1200	Djibril CISSE (FRA)	IRN – FRA	0:5	18.06.2001	Mar del Plata, ARG
1300	Philippe MEXES (FRA)	ARG – FRA	3:1	01.07.2001	Buenos Aires, ARG
1400	Stephen KELLY (IRL)	IRL – MEX	2:0	05.12.2003	Al-Ain City, UAE
1500	Urby EMANUELSON (NED)	AUS – NED	0:3	15.06.2005	Kerkrade, NED
1600	Bruno GAMA (POR)	POR – NZL	2:0	02.07.2007	Toronto, CAN
1700	Erwin HOFFER (AUT)	AUT – USA	2:1 AET	14.07.2007	Toronto, CAN
1800	Daniel ADEJO (NGA)	TAH – NGA	0:5	01.10.2009	Cairo, EGY
1900	RODRIGO (ESP)	CRC – ESP	1:4	31.07.2011	Manizales, COL
2000	RODRIGO (ESP)	BRA – ESP	2:2 AET, 4:2 PSO	14.08.2011	Pereira, COL
2015	OSCAR (BRA)	BRA – POR	3:2 AET	20.08.2011	Bogota, COL



Highest scoring matches

The two highest-scoring matches in the FIFA U-20 World Cup were held in Kuching (Malaysia) in 1997, with Brazil crushing Korea Republic 10:3 before inflicting a 10:0 defeat on Belgium. However, other than sealing the Golden Shoe for Adailton, the shower of goals reaped a meagre harvest, as Brazil were humbled in the quarter-finals by soon-to-be world champions and age-old rivals Argentina.

A nine-goal extravaganza put 1999's quarter-final showdown between Mali and Cameroon in Enugu, Nigeria, in third place in the ranks, although in terms of entertainment the game was streets ahead. Mali knuckled down to come back from 3:1 down to defeat favourites Cameroon 5:4 in extra time.

Other action-packed games include the match between the Soviet Union and Nigeria in Dammam, Saudi Arabia in 1989. The youngsters from the Soviet Union were 4:0 up (thanks partly to a goal by subsequent World Cup striker Salenko) when the West Africans fired off a rapid four goals in 24 minutes and sneaked home via the back door thanks to a 5:3 penalty shoot-out victory.

In contrast, the Netherlands v. Honduras match in Qatar in 1995 met with an inglorious end. Following four sendings-off and an injury, the Central American side was decimated. With only six Hondurans left on the park, regulations required that the game be abandoned.

Goals	Match	Score	Match date	Host/year
13	Korea Republic – Brazil	3-10	22.06.1997	Malaysia 1997
10	Brazil – Belgium	10-0	25.06.1997	Malaysia 1997
9	Poland – Côte d'Ivoire	7-2	03.06.1983	Mexico 1983
9	Spain – Chile	6-3	19.04.1995	Qatar 1995
9	Mali – Cameroon	5-4	15.04.1999	Nigeria 1999
8	Soviet Union – Nigeria	4-4	25.02.1989	Saudi Arabia 1989
8	Netherlands – Honduras	7-1	16.04.1995	Qatar 1995
8	Japan – Costa Rica	6-2	20.06.1997	Malaysia 1997
8	Egypt – Argentina	1-7	20.06.2001	Argentina 2001
8	Spain – Tahiti	8-0	25.09.2009	Egypt 2009
8	Tahiti – Venezuela	0-8	28.09.2009	Egypt 2009
7	Argentina – Australia	3-4	23.06.1997	Malaysia 1997
7	Zambia – Honduras	4-3	05.04.1999	Nigeria 1999
7	Iraq – Brazil	1-6	20.06.2001	Argentina 2001
7	Honduras – Chile	0-7	11.06.2005	Netherlands 2005
7	Chile – Spain	0-7	14.06.2005	Netherlands 2005
7	USA – Poland	6-1	03.07.2007	Canada 2007
7	Croatia – Nigeria	2-5	03.08.2011	Colombia 2011



Spectators

The highest accumulative audience total for a tournament was registered at the FIFA U-20 World Cup Colombia 2011 - 1'309'929, an average of 25,191 spectators per match. The FIFA U-20 World Cup 1983 in Mexico retains the record for the highest average attendance however, at 36,099, while the highest recorded attendance at a single match was in Portugal in 1991, where the game between Brazil and the hosts was supported by 127,000 spectators.

Highest attendances

Att.	Date	Venue	Match	Result	Phase
127,000	30.06.1991	Lisbon, POR	Portugal – Brazil	0:0	Final
112,000	26.06.1991	Lisbon, POR	Portugal – Australia	1:0	Semi-finals
110,000	19.06.1983	Mexico City, MEX	Argentina – Brazil	0:1	Final
108,900	02.06.1983	Mexico City, MEX	Mexico – Australia	1:1	Group stage
90,000	22.06.1991	Lisbon, POR	Portugal – Mexico	2:1	Quarter-finals
86,582	08.06.1983	Mexico City, MEX	Mexico – Scotland	0:1	Group stage
81,860	06.10.2009	Cairo, EGY	Egypt – Costa Rica	0:2	Round of 16
75,000	17.10.1987	Santiago de Chile, CHI	Chile – Australia	2:0	Group stage
74,000	24.09.2009	Alexandria, EGY	Egypt – Trinidad and Tobago	4:1	Group stage
71,198	05.06.1983	Mexico City, MEX	Korea Republic – Mexico	2:1	Group stage
70,000	16.02.1989	Riyadh, KSA	Saudi Arabia – Nigeria	1:2	Group stage



Statistics

Team statistics

Most participations

#	Team
17	Brazil
14	Australia
	Spain
13	Argentina
12	Korea Republic
	Mexico
	USA
11	Uruguay

Most goals

#	Team	Ø goals per match
216	Brazil	2.25
143	Argentina	1.99
141	Spain	2.10
77	Mexico	1.54
68	Uruguay	1.33
67	Germany/Germany FR	1.76

Most goals in one competition

#	Team	Year
27	Argentina	2001
25	Brazil	1997
20	Argentina	1979
19	Spain	1995
18	Brazil	2011
17	Spain	2005
	Yugoslavia	1987

Most penalty goals

#	Team
17	Spain
12	Argentina
11	Brazil
7	USA
6	Australia
	Hungary
	Portugal
	Russia/Soviet Union

Biggest wins

Result	Match	Date
10-0	Brazil – Belgium	25.06.1997
8-0	Spain – Tahiti	25.09.2009
0-8	Tahiti – Venezuela	28.09.2009
3-10	Korea Republic – Brazil	22.06.1997
0-7	Honduras – Chile	11.06.2005
0-7	Chile – Spain	14.06.2005

Most clean sheets per team

#	Team
51	Brazil
33	Argentina
23	Spain
22	Portugal
21	Uruguay
16	Nigeria

Minutes without conceding a goal

Minutes	Matches	Team	Year
634	6	Brazil	1985-1987
620	6	Portugal	2007-2011
609	6	Brazil	2003-2005
582	6	Portugal	1989-1991
521	5	Germany FR	1981-1987
502	5	Chile	2005-2007

Consecutive wins

#	Team	Year
12	Argentina	2001-2003
	Brazil	1983-1987
8	Portugal	1989-1991
7	Argentina	2007-2011
	Germany FR	1981-1987

Consecutive matches scoring goals

#	Team	Year
22	Brazil	1977-1987
20	Ghana	1993-2001
19	Germany FR / Germany	1981-1999
17	Spain	2005-2011
16	Brazil	1999-2003
	Japan	1979-1999



Consecutive matches without scoring

#	Team	Year
8	England	1999-2009
5	Austria	2007-2011
	Canada	1997-2003
	Canada	1979-1985

Consecutive matches without defeat

#	Team	Year
18	Argentina	2005-present
	Brazil	1989-1995
14	Brazil	2009-present
13	Brazil	1983-1987
12	Argentina	2001-2003
	Germany FR / Germany	1981-1993

Matches won from two goals down

Date	Team	Result
11.07.2007	Spain from 0-2 v. Brazil	4:2
15.04.1999	Mali, from 2-4 v. Cameroon	5:4
28.04.1995	Portugal, from 0-2 v. Spain	3:2
29.08.1985	Nigeria, from 0-2 v. Australia	3:2
11.10.1981	England, from 0-2 v. Egypt	4:2

Matches drawn from four goals down

Date	Team/Match	Result
25.02.1989	Nigeria, from 0-4 v. URS	4:4

Teams eliminated without losing a match

Matches	Team	Year	Win (w)/draw (d)
7	Brazil	2009	(5 w - 2 d)
6	Brazil	1991	(4 w - 2 d)
6	Germany FR	1987	(4 w - 2 d)
5	Argentina	2011	(3 w - 2 d)
5	Ghana	1999	(3 w - 2 d)
5	Mexico	1977	(1 w - 4 d)
5	Netherlands	2005	(4 w - 1 d)
5	Soviet Union	1985	(3 w - 2 d)
5	Spain	2011	(3 w - 2d)
5	Spain	2007	(3 w - 2 d)
4	Brazil	1977	(2 w - 2 d)
4	Czech Republic	2009	(2 w - 2 d)
4	Japan	2007	(2 w - 2 d)
4	Scotland	1987	(1 w - 3 d)
4	Soviet Union	1989	(3 w - 1 d)
4	Syria	1991	(1 w - 3 d)
4	Uruguay	1977	(3 w - 1 d)
3	Hungary	1985	(1 w - 2 d)
3	Korea Republic	1993	(3 d)

Most yellow cards in a match

# y cards	Match	Year
13	Morocco – Italy	2005
12	Austria – USA	2007
11	Spain – Argentina	1995
11	Brazil – Argentina	1995
11	Mali – Cameroon	1999
11	Spain – Ghana	1999
11	Uzbekistan – Argentina	2003
10	Argentina – Egypt	2011
10	Brazil – Costa Rica	2009
10	Ghana – South Africa	2009
10	Czech Republic – Argentina	2007
10	Mexico – Congo	2007
10	Costa Rica – Germany	1999
10	Australia – Colombia	1993

Most red cards in a match

# r cards	Match	Year
4	Italy – Hungary	2009
4	Netherlands – Honduras	1995
3	Argentina – Netherlands	1983
3	Portugal – Argentina	1991
3	Spain – Uruguay	1991
3	Burundi – Spain	1995
3	Qatar – Brazil	1995
3	Mali – Cameroon	1999
3	Chile – Portugal	2007



Player statistics

Only three players have appeared in three editions of the FIFA U-20 World Cup – Al Roomi of Saudi Arabia (1985, 1987, 1989), Freddy Adu of the USA (2003, 2005, 2007) and David Edgar of Canada (2003, 2005 and 2007; 2003 only in squad, did not play). 127 players have played in two different tournaments.

Alongside the numerous outfield players who went on to further fame and fortune are the goalkeepers who have since claimed their place in the football hall of fame. Goycochea (ARG), Buyo (ESP), Canizares (ESP), Casillas (ESP, World Champion in 2010), Wohlfahrt (AUT), Wandzik (POL), Cherchesov (URS), Taffarel and Dida (BRA), El Ouaer (TUN), Forrest (CAN), Meola and Keller (USA), Bosnich (AUS), Cech (CZE), Stekelenburg (NED), Romero (ARG) and Cameroon's Olympic Champion Kameni all bear witness to the importance of the tournament for young goalkeepers.

A penalty hero on the subs' bench in the 1977 FIFA U-20 World Cup in Tunisia, the Soviet Union's substitute goalkeeper Yuri Sivuha was brought onto the field shortly before the penalty shoot-out in both the semi-final and final. Prevailing in both instances, he certainly contributed to his team's World Cup title.

Most goals

#	Player	Year
11	Javier SAVIOLA, ARG	2001
10	ADAILTON (BRA)	1997
8	Dominic ADIYIAH (GHA)	2009
	Ramon DIAZ (ARG)	1979
7	Joseba ETXEBERRIA (ESP)	1995
	Marcel WITECZEK (FRG)	1987
6	ADRIANO (BRA)	1979
	Sergio AGUERO (ARG)	2007
	Djibril CISSE (FRA)	2001
	GEOVANI (BRA)	1983
	Diego MARADONA (ARG)	1979
	Lionel MESSI (ARG)	2005
	Peter OFORI QUAYE (GHA)	1997, 1999
	Davor SUKER (YUG)	1987

Most goals in a match

#	Player	Result	Year
6	ADAILTON, BRA	v. KOR 10-3	1997
4	Kosta SALAPASIDIS, AUS	v. ARG 4-3	1997
	Fernando LLORENTE, ESP	v. CHI 7-0	2005

Hat-tricks

#	Player	Goals	Match	Year
2	Ramon DIAZ, ARG	3	v. IDN 5-0	1979
		3	v. ALG 5-0	1979
2	Javier SAVIOLA, ARG	3	v. EGY 7-1	2001
		3	v. FRA 3-1	2001

Most penalty goals

#	Player	Year
3	Eddie JOHNSON, USA	2003
3	Vladimir KOMAN, HUN	2009
3	Javier SAVIOLA, ARG	2001

Earliest goals (seconds)

Seconds	Player	Match	Year
14''	Odiaka MONDAY, NGA	v. CAN	1985
18''	John OWOERI, NGA	v. NED	2005
24''	Igor ZAZULIN, RUS	v. CMR	1993
30''	Oleg KUZHLEV, URS	v. CHN	1985
53''	Mamadou BAGAYOKO, MLI	v. NGA	1999
58''	Sergi ROBERTO, ESP	v. AUS	2011

Earliest goals in a final (minutes)

Minutes	Player	Match	Year
5'	BARKERO, ESP	v. JPN	1999
5'	OSCAR, BRA	v. POR	2011
6'	Diego COLOTTO, ARG	v. GHA	2001
9'	ALEX, POR	v. POR	2011
14'	Javier SAVIOLA, ARG	v. GHA	2001
14'	PABLO, ESP	v. JPN	1999

Earliest substitutions

Minutes	Player	Match	Year
4'	Ramiro CORRALES, USA	v. GHA	1997
6'	Younes AHMED, QAT	v. URU	1981
7'	Chaabane DJENADI, ALG	v. ARG	1979
8'	Carlos DIAZ, URU	v. MLI	1999
8'	Jorge COUTO, POR	v. TCH	1989
9'	Mohamed MOUKTAR, GHA	v. CHN	1997
9'	NELSON, POR	v. BRA	1991



Earliest cautions

Minutes	Player	Match	Year
1'	Anthony GRBAC, AUS	v. CHI	1987
1'	Lukas KUBAN, CZE	v. ARG	2007
1'	Osaro OBOBAIFO, NGA	v. BRA	1985
1'	Grygoriy YARMASH, UKR	v. NGA	2005
1'10''	Sameehg DOUTIE, RSA	v. HON	2009
1'37''	Fabio SCIACCA, ITA	v. TRI	2009
1'49''	Semih AYDILEK, GER	v. KOR	2009
2'	Rashid AL MUHAZAA, QAT	v. RUS	1995
2'	Ransford BANINI, GHA	v. BRA	1993
2'	Mohamed CISSE, CIV	v. IRL	2003
2'	Youssef SAFRI, MAR	v. URU	1997

Earliest / fastest expulsions

Min	Player	Match	Year	Player in	Goal scored
2'	Carlos Felipe, POR	v. HON	1995		
3'*	ROBERTO, ESP	v. HON	2005	76'	79'
4'*	Hassan AL HARAMI, QAT	v. BRA	1995	86'	90'
4'	MELLI, ESP	v. BRA	2003		
5'*	Tahj MINNIECON, AUS	v. CRC	2009	54'	59'
6'	Tariq AL JUMAH, JOR	v. ZAM	2007		
7'*	MAJID ABDULLA, UAE	v. BFA	2003	79'	86'
12'*	Kamil KOPUNEK, SVK	v. BRA	2003	80'	92'
15'	Gary MEDEL, CHI	v. ARG	2007		
17'	Nery TURCIOS, HON	v. MAR	2005		

*Fastest: minutes of player into the game - others earliest: minutes from kick-off time



First stage statistics

No goals scored

Team	Year
Canada	1985, 2001, 2007
England	1999, 2003, 2011
Austria	1983, 2011
Egypt	2005
Guinea	1979
Honduras	2005
Indonesia	1979
Iran	2001
Korea DPR	2011
Mali	2011
Morocco	1977
Norway	1993
Panama	2011
Saudi Arabia	1987
Tahiti	2009
Trinidad and Tobago	1991
United Arab Emirates	2003
Uruguay	1991

Most goals against

#	Team	Year
21	Tahiti	2009
16	Indonesia	1979
15	Honduras	2005
14	Honduras	1995
14	Korea Republic	1997
12	Trinidad and Tobago	1991
11	Costa Rica	1997
11	Guatemala	2011
10	Austria	1983
10	Guinea	1979
10	Honduras	1999
10	United Arab Emirates	1997

Most goals scored

#	Team	Year
15	Brazil	1997
14	Argentina	2001
13	Spain	1995, 2005, 2009
12	Yugoslavia	1987
12	Nigeria	2011
11	Spain	2011
10	Argentina	1979, 1983
10	Brazil	1989, 2001
10	Japan	1997
10	Poland	1983

No goals against

Team	Year
Argentina	1983, 2007, 2011
Brazil	1995, 2005
Portugal	1991, 2011
Spain	1991, 2009
Uruguay	1979, 1981
Australia	1991
Burkina Faso	2003
Chile	2007
Colombia	2005
England	2011
Iraq	1989
Nigeria	2007
USA	2005



First stage statistics

100% wins

Team	Year
Spain	2011, 2009, 2005, 1997, 1995
Argentina	2003, 2001, 1983, 1979
Brazil	2001, 1997, 1989, 1985
Uruguay	1981, 1979, 1977
Colombia	2011, 2005
Portugal	1995, 1991
Australia	1991
China PR	2005
Costa Rica	2001
England	1997
Germany FR	1987
Iraq	1989
Mexico	2007
Netherlands	2005
Nigeria	2011
Soviet Union	1989
Yugoslavia	1987

100% losses

Team	Year
Honduras	2005, 1999, 1995
Canada	2007, 2001
Panama	2005, 2003
Australia	2009
Austria	1983
Croatia	2011
Egypt	2005
England	1999
Ethiopia	2001
Guinea	1979
Hungary	1997
Indonesia	1979
Iran	2001
Ireland Republic	1985
Italy	1981
Kazakhstan	1999
Malaysia	1997
Mali	2011
Mexico	1985
Morocco	1977
New Zealand	2007
Portugal	1993
Saudi Arabia	1987
Scotland	2007
Soviet Union	1983
Tahiti	2009
Togo	1987
Trinidad and Tobago	1991
Tunisia	1985
Uzbekistan	2003



Referees

The competition has also served as a springboard for referees, some of whom officiated at important matches during subsequent FIFA World Cups. Five of them even directed a FIFA World Cup™ final: Arnaldo Coelho (BRA, 1982), Edgardo Codesal Mendez (MEX, 1990), Sandor Puhl (HUN, 1994), Horacio Elizondo (ARG, 2006) and Howard Webb (ENG, 2010).

Coaches

Several FIFA U-20 World Cup coaches went on to bring their experience to bear in FIFA World Cup™ matches. Germany's Berti Vogts (FU20WC 1987, FWC 1994 and 1998 with Germany), France's Philippe Troussier (FU20WC 1999 with Japan, FWC 1998 with South Africa and 2002 with Japan), Raymond Domenech (FU20WC 2001, FWC 2006 and 2010 with France) and Cesar Luis Menotti directed Argentina's win at the FIFA World Cup™ 1978 and the FIFA U-20 World Cup in 1979 (FWC 1978, FU20 1979, FWC 1982) are the only ones to have coached twice at the FIFA World Cup™.

Berti Vogts has further appeared as player in the World Cup (1970-1978), including the title in 1974.

Australia's Les Scheinflug has coached teams at eight different tournaments. Scheinflug also heads the table for the number of coaching appearances followed by Pekerman from Argentina (who won three of the four tournaments in which he coached).

Coaching participations

Coach	Participations	Matches	Year
Les SCHEINFLUG, AUS	8	33	1981, 1983, 1987, 1991, 1993, 1995, 1997, 1999
Jesus PEREDA, ESP	5	19	1977, 1981, 1985, 1989, 1991
Jose PEKerman, ARG	4	24	1995, 1997, 1999, 2001
Iñaki SAEZ, ESP	3	17	1997, 1999, 2005
Thomas RONGEN, NED - team USA	3	13	2003, 2007, 2009
Alfonso PORTUGAL, MEX	3	12	1977, 1981, 1991
Salvador BREGLIA, PAR	3	10	1977, 1979, 1985
Dale MITCHELL, CAN	3	11	2003, 2005, 2007
Ange POSTECOGLOU, AUS	3	11	2001, 2003, 2005



Ranking by tournament

	2011	2009	2007	2005	2003	2001	1999	1997	1995	1993	1991	1989	1987	1985	1983	1981	1979	1977
1	BRA	GHA	ARG	ARG	BRA	ARG	ESP	ARG	ARG	BRA	POR	POR	YUG	BRA	BRA	FRG	ARG	URS
2	POR	BRA	CZE	NGA	ESP	GHA	JPN	URU	BRA	GHA	BRA	NGA	FRG	ESP	ARG	QAT	URS	MEX
3	MEX	HUN	CHI	BRA	COL	EGY	MLI	IRL	POR	ENG	URS	BRA	GDR	NGA	POL	ROU	URU	BRA
4	FRA	CRC	AUT	MAR	ARG	PAR	URU	GHA	ESP	AUS	AUS	USA	CHI	URS	KOR	ENG	POL	URU
5	NGA	GER	MEX	NED	USA	BRA	GHA	BRA	CMR	MEX	ESP	URS	ITA	MEX	URU	URU	PAR	PAR
6	COL	KOR	ESP	ITA	JPN	FRA	MEX	ESP	RUS	URU	SYR	IRQ	SCO	BUL	SCO	BRA	ESP	HON
7	ESP	ITA	USA	ESP	UAE	CZE	BRA	FRA	AUS	RUS	MEX	ARG	BRA	CHN	TCH	AUS	POR	ESP
8	ARG	UAE	NGA	GER	CAN	NED	NGA	JPN	JPN	USA	KOR*	COL	BUL	COL	NED	EGY	ALG	FRA
9	EGY	ESP	JPN	COL	IRL	CRC	IRL	ENG	NED	GER	EGY	TCH	COL	HUN	AUS	ARG	KOR	IRN
10	KSA	CZE	GAM	CHN	AUS	GER	PAR	AUS	CRC	KOR	ENG	KSA	CAN	KSA	NGA	POL	YUG	HUN
11	CMR	URU	ZAM	USA	BFA	UKR	USA	MAR	SYR	KSA	SWE	NOR	USA	AUS	USA	MEX	MEX	IRQ
12	ECU	VEN	URU	UKR	SVK	ANG	CMR	MEX	GER	CMR	IRL	GDR	AUS	PAR	CHN	KOR	JPN	ITA
13	KOR	EGY	CGO	SYR	PAR	USA	POR	BEL	CHN	COL	CIV	SYR	BHR	ENG	MEX	ESP	CAN	CIV
14	ENG	PAR	POL	TUR	CIV	ECU	CRO	CAN	QAT	NOR	ARG	CRC	NGA	CAN	CIV	CMR	HUN	TUN
15	CRC	RSA	POR	CHI	EGY	CHN	CRC	USA	BDI	TUR	URU	ESP	KSA	IRL	URS	USA	GUI	AUT
16	GUA	NGA	BRA	JPN	KOR	AUS	ARG	UAE	HON	POR	TRI	MLI	TOG	TUN	AUT	ITA	IDN	MAR
17	NZL	HON	CRC	KOR	GER	JPN	ZAM	PAR										
18	URU	USA	KOR	BEN	MLI	FIN	GER	CHI										
19	AUS	CMR	PRK	SUI	CZE	IRQ	KOR	CIV										
20	PAN	TRI/UZB	JOR	AUS	KSA	CHI	AUS	RSA										
21	PRK		PAN	CAN	ENG	JAM	KSA	CRC										
22	AUT	ENG	NZL	EGY	MEX	ETH	ENG	KOR										
23	CRO	AUS	SCO	PAN	UZB	IRN	HON	HUN										
24	MLI	TAH	CAN	HON	PAN	CAN	KAZ	MAS										



All-time ranking

Rank	Team	MP	W	D	L	GF	GA	Pts.	Avg pts.	Part.
1	Brazil	96	68	14	14	216	66	218	2.27	17
2	Argentina	72	52	6	14	143	52	162	2.25	13
3	Spain	67	39	13	15	141	73	130	1.94	14
4	Uruguay	51	23	13	15	68	54	82	1.61	11
5	Portugal	40	22	6	12	46	31	72	1.8	8
6	Mexico	50	18	17	15	77	51	71	1.42	12
7	Ghana	32	20	8	4	55	29	68	2.12	5
8	Germany	38	19	7	12	67	40	64	1.68	9
9	Nigeria	44	18	10	16	63	56	64	1.45	9
10	Russia	38	17	11	10	62	44	62	1.63	8
11	Australia	53	16	14	23	60	84	62	1.17	14
12	USA	48	18	6	24	63	71	60	1.25	12
13	Colombia	30	15	5	10	45	40	50	1.67	7
14	Japan	35	13	9	13	49	48	48	1.37	8
15	Korea Republic	44	12	10	22	52	73	46	1.05	12
16	Paraguay	32	12	8	12	43	44	44	1.38	8
17	Egypt	29	11	5	13	41	41	38	1.31	7
18	Czech Republic	26	9	10	7	34	31	37	1.42	6
19	Costa Rica	31	11	3	17	38	58	36	1.16	8
20	England	35	8	12	15	30	36	36	1.03	9
21	France	20	10	4	6	35	30	34	1.7	4
22	Chile	23	10	4	9	38	40	34	1.48	5
23	Republic of Ireland	21	8	5	8	30	27	29	1.38	5
24	Netherlands	17	8	4	5	30	20	28	1.65	4
25	Poland	19	8	3	8	31	25	27	1.42	4
26	Cameroon	21	7	4	10	28	36	25	1.19	6
27	China PR	18	7	3	8	25	26	24	1.33	5
28	Italy	20	6	5	9	26	29	23	1.15	5
29	Hungary	19	6	4	9	26	32	22	1.16	5
30	Serbia	9	6	1	2	22	9	19	2.11	2
31	Mali	16	6	1	9	21	36	19	1.19	4
32	Saudi Arabia	22	4	6	12	18	26	18	0.82	7
33	United Arab Emirates	14	5	2	7	12	26	17	1.21	3
34	Canada	27	4	5	18	16	50	17	0.63	8
35	Syria	14	4	4	6	13	23	16	1.14	4
36	Iraq	10	5	0	5	16	19	15	1.5	3
37	Morocco	14	4	3	7	16	20	15	1.07	3
38	Romania	6	4	1	1	6	3	13	2.17	1
39	German DR	9	4	1	4	13	10	13	1.44	2
40	Austria	16	3	4	9	7	29	13	0.81	4
41	Scotland	11	3	3	5	12	15	12	1.09	3
42	Bulgaria	8	3	2	3	8	9	11	1.38	2
43	Qatar	9	3	2	4	8	13	11	1.22	2
44	Cote d Ivoire	16	1	7	8	13	30	10	0.62	5
45	Ukraine	8	2	3	3	13	12	9	1.12	2
46	Honduras	15	3	0	12	15	43	9	0.6	5
47	Zambia	7	2	2	3	10	13	8	1.14	2
48	Ecuador	8	2	2	4	7	8	8	1	2
49	Burkina Faso	4	2	1	1	2	1	7	1.75	1



Rank	Team	MP	W	D	L	GF	GA	Pts.	Avg pts.	Part.
50	Venezuela	4	2	0	2	10	5	6	1.5	1
51	Slovakia	4	2	0	2	6	4	6	1.5	1
52	Gambia	4	2	0	2	4	6	6	1.5	1
53	Angola	4	1	2	1	3	4	5	1.25	1
54	Algeria	4	1	2	1	2	6	5	1.25	1
55	Croatia	7	1	2	4	8	14	5	0.71	2
56	South Africa	7	1	2	4	7	14	5	0.71	2
57	Turkey	7	1	2	4	5	15	5	0.71	2
58	Congo	4	1	1	2	3	7	4	1	1
59	Belgium	4	1	1	2	4	14	4	1	1
60	Norway	6	1	1	4	4	10	4	0.67	2
61	Iran	6	1	1	4	4	13	4	0.67	2
62	Sweden	3	1	0	2	4	6	3	1	1
63	Finland	3	1	0	2	2	4	3	1	1
64	Switzerland	3	1	0	2	2	5	3	1	1
65	Guatemala	4	1	0	3	1	12	3	0.75	1
66	Korea DPR	6	0	3	3	2	9	3	0.5	2
67	Tunisia	6	1	0	5	3	13	3	0.5	2
68	Benin	3	0	2	1	2	3	2	0.67	1
69	New Zealand	6	0	2	4	3	8	2	0.33	2
70	Panama	12	0	2	10	4	25	2	0.17	4
71	Jordan	3	0	1	2	3	6	1	0.33	1
72	Bahrain	3	0	1	2	1	4	1	0.33	1
73	Jamaica	3	0	1	2	1	6	1	0.33	1
74	Burundi	3	0	1	2	2	8	1	0.33	1
75	Uzbekistan	6	0	1	5	5	12	1	0.17	2
76	Trinidad & Tobago	6	0	1	5	2	18	1	0.17	2
77	Ethiopia	3	0	0	3	4	8	0	0	1
78	Malaysia	3	0	0	3	2	9	0	0	1
79	Togo	3	0	0	3	1	9	0	0	1
	Kazakhstan	3	0	0	3	1	9	0	0	1
81	Guinea	3	0	0	3	0	10	0	0	1
82	Indonesia	3	0	0	3	0	16	0	0	1
83	Tahiti	3	0	0	3	0	21	0	0	1

Overall matches played **732**
Overall goals scored **2,015**
Avg. goals per match **2.75**

Legend

MP Matches played
W/D/L Win/Draw/Loss
GF/GA Goals for/Goals against
Pts Points
Avg.pts Average points per match
Part Number of participations in competition