



Statewide

Field Date(s): 6/29/14

Automated (IVR) Survey

N = 1290

Margin of Error = +/- 2.72%

**Due to rounding, some figures may be higher or lower by less than ½ of one percent.*

Hi, this is _____ (female voice) with Impact Management Group, Inc., and I am conducting a public opinion research survey on voter attitudes. Your answers are completely confidential and the survey will take less than two minutes to complete. . .

Are you registered to vote at this address in Arkansas?

Press 1.	YES	100%
Press 2.	NO (terminate)	-
Press 3.	Don't Know (terminate)	-

Although the next elections are still several months away, on a scale of 1-9...with 9 being absolutely certain to vote and 1 being not too likely to vote... what is your likelihood of voting in the 2014 state and federal elections this November?

Please enter 1 through 9 on your key pad.

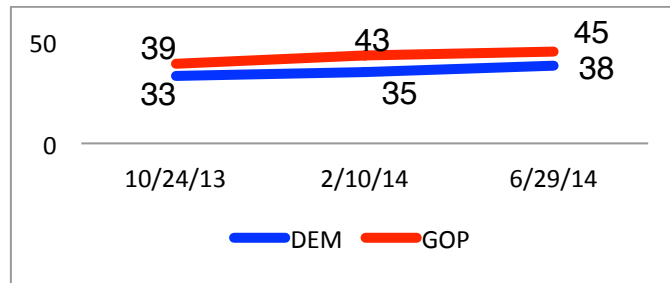
1-4	17%
5-6	3%
7-9	80%

	Democrat	Republican	Independent	Grand Total
1-4	16%	17%	18%	17%
5-6	4%	3%	2%	3%
7-9	80%	80%	80%	80%
Grand Total	100%	100%	100%	100%

If the 2014 elections for United States Congress were being held today and you had to make a choice, for whom would you vote??

Press 1. The Democratic Candidate 38%
 Press 2. The Republican Candidate 45%
 Press 3. Undecided/Unknown 17%

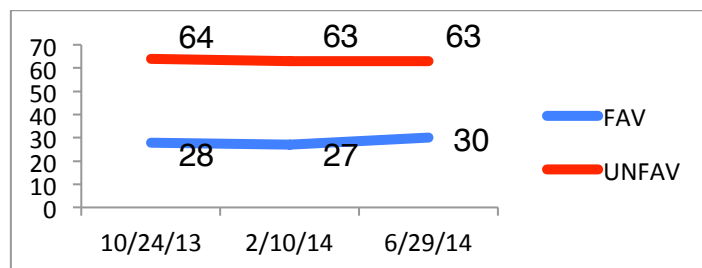
	Democrat	Republican	Independent	Grand Total
Democratic	85%	3%	18%	38%
Republican	5%	86%	44%	45%
Undecided	10%	11%	37%	17%
Grand Total	100%	100%	100%	100%



Do you have a favorable or unfavorable opinion of Obama-care?

Press 1. Favorable 30%
 Press 2. Unfavorable 63%
 Press 3. Don't Know 7%

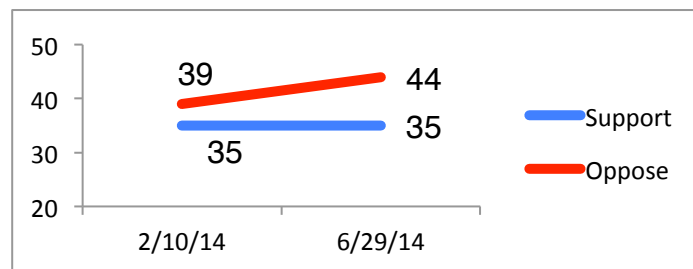
	Democrat	Republican	Independent	Grand Total
Favorable	66%	3%	15%	30%
Unfavorable	23%	95%	76%	63%
Don't Know	11%	2%	9%	7%
Grand Total	100%	100%	100%	100%



As part of President Barack Obama's healthcare overhaul plan - known as Obama-care, the Arkansas Legislature passed a law that would add more than 200,000 people to its Medicaid program by using private insurance to purchase health insurance. Do you support or oppose this law?

Press 1.	Support	35%
Press 2.	Oppose	44%
Press 3.	Undecided	22%

	Democrat	Republican	Independent	Grand Total
Support	63%	13%	24%	35%
Oppose	18%	65%	51%	44%
Undecided	18%	22%	25%	22%
Grand Total	100%	100%	100%	100%

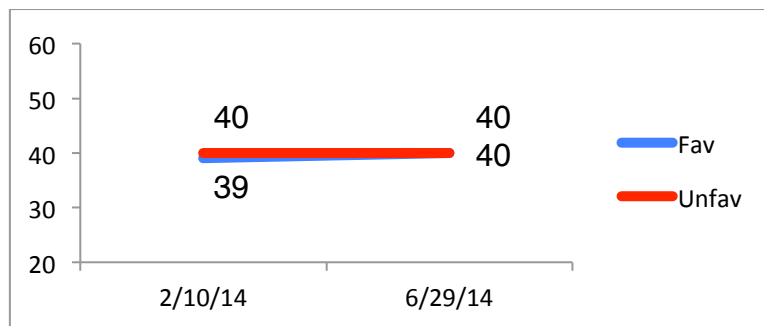


Do you have a favorable or unfavorable opinion of the Tea Party movement?

Press 1. Favorable 40%
 Press 2. Unfavorable 40%
 Press 3. Don't Know 20%

	Democrat	Republican	Independent	Grand Total
Favorable	9%	66%	48%	40%
Unfavorable	72%	14%	29%	40%
Don't Know	19%	20%	23%	20%
Grand Total	100%	100%	100%	100%

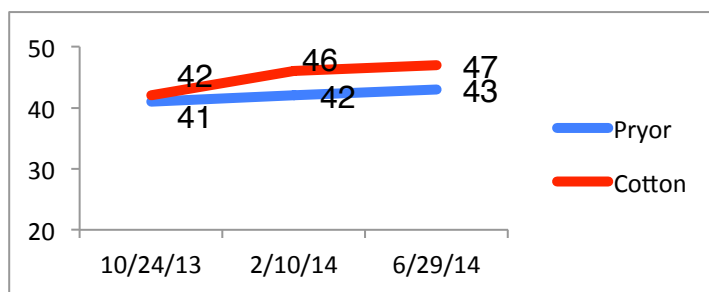
	Female	Male	Grand Total
Favorable	33%	48%	40%
Unfavorable	40%	39%	40%
Don't Know	27%	12%	20%
Grand Total	100%	100%	100%



Now, thinking about the U. S. Senate race in 2014... if the candidates are Senator Mark Pryor, the Democrat, and Congressman Tom Cotton, the Republican... For whom would you vote?

Press 1. Senator Mark Pryor 43%
 Press 2. Congressman Tom Cotton 47%
 Press 3. Undecided 10%

	Democrat	Republican	Independent	Grand Total
Pryor	86%	8%	28%	43%
Cotton	6%	84%	56%	47%
Undecided	8%	8%	16%	10%
Grand Total	100%	100%	100%	100%



What is your gender?

Press 1 Female 55%
 Press 2 Male 45%

What is your age?

Press 1 18-34 3%
 Press 2 35-49 11%
 Press 3 50-64 37%
 Press 4 65+ 42%
 Press 5 Refused 6%

Which political party are you most closely affiliated with?

Press 1 Democratic Party 38%
 Press 2 Republican Party 37%
 Press 3 Independent 25%
 Press 4 Don't Know/Something Else -

Other than being an American, how would you describe your ethnic or racial heritage?

Press 1	Black	9%
Press 2	White	82%
Press 3	Hispanic	1%
Press 4	Other	4%
Press 5	Don't know/No Answer	4%

Media Market:

ELD	4%		
FSM	23%	MEM	6%
JBR	6%	SHRV	5%
LR	50%	SPR	7%

Congressional District:

CD1	25%
CD2	25%
CD3	25%
CD4	25%