

2011 IN REVIEW





2011 SEASON IN REVIEW



Mizzou celebrates a win over Texas in the Phillips 66 Big 12 Tournament

One pitch away. That is how close the Mizzou baseball team came to being crowned Big 12 Champions in 2011. After a trying first half of the season, head coach Tim Jamieson may have done his best work yet as a head coach over the final six weeks of the season and led the Tigers within one pitch of an NCAA Regional appearance.

On April 17, the Tigers were shut out at home by archrival Kansas and had won just one time in their last 10 games. They were last in the Big 12 and appeared to be one of the two teams that would be left out of the annual Big 12 Tournament (only the top eight teams in the Big 12 qualify). But then the Tigers went to Baylor.

Jamieson toyed with his lineup and made some extreme changes heading into that weekend series – the result? Mizzou's first Big 12 series win of the season as they handled Baylor in Waco.

The most notable changes to Jamieson's lineup was moving Conner Mach from the heart of the order to the leadoff spot and from third base to left field. He also moved Eric Garcia from second base to first while inserting guys like CJ Jarvis and Andrew Thigpen into the lineup. Also, the big boost heading into the Baylor series was getting righty Eric Anderson back into the weekend rotation. Little did the Tigers know that the series win over the Bears was the beginning of a trend

that started a very memorable run through the last half of the schedule.

Written off after the first three weeks of Big 12 play, Mizzou earned a statement win the weekend following the Baylor series as it welcomed sixth-ranked Texas A&M to Taylor Stadium for a three-game series. Mizzou rallied from down 6-1 in the Friday night game to take game one, 10-9, on a walk-off walk and then thumped the Aggies, 9-1, the following day. The win kept building on the Tigers' momentum as they surged through Big 12 play. Qualifying for the Big 12 Tournament seemed like an afterthought following the Kansas series, but with two series wins over two of the league's top teams, the Tigers had played themselves back into contention.

Next up was a tough road test at Kansas State. The tone for the series was set on Friday night at Mizzou escaped with a 5-4 win behind a strong start from Anderson. After K-State took game two on Saturday, the Tigers used the long ball to take the series finale, 12-8, securing their third straight series win. Mizzou then claimed a series over Texas Tech at home and rounded out the regular season by clinching a spot at the Big 12 Tournament with a win at Nebraska on the final weekend of the regular season.

Mizzou climbed to as high as fifth in the Big 12 during their remarkable run and finished as the No. 8 seed heading into the Big 12 Tournament



Senior Lefty Phil McCormick

in Bricktown. That set up a matchup with top-seeded Texas – a team that swept Mizzou in the regular season – in the opening round. The Tigers came out and jumped all over the Longhorns and took a 6-4 win to advance in the winners bracket. Next up, Mizzou earned a dramatic walk-off win over Oklahoma State in the game two of the tournament, another team that had swept the Tigers in the regular season. Now, all Mizzou had to do was top Texas once on Saturday. Little did the Tigers know that it would be a performance of a lifetime that would advance the Tigers past the Longhorns on Saturday.

The Tigers played Texas at 9 a.m. on Saturday and started Matt Stites, who was their Saturday starter all season long. He went against a spot starter for the Longhorns as the odds appeared to be in Texas' favor. But he struggled and Texas took game one, 6-1, setting up a winner-take-all game later that day. Short on arms, the Tigers decided to throw middle reliever Kelly Fick, who had thrown 21.2 innings all season heading into the game. Fick did everything he could do, throwing seven innings of shutout baseball to guide Mizzou to a 2-1 win over Texas, keeping the Tigers' Cinderella run alive.

The performance by Fick was truly one of the finest of the season by any Tiger. He had never thrown more than five innings and his outing was the longest scoreless outing of his career. He also allowed only four hits in what was a spot start in the Tigers' biggest game of the season. What made the Fick's performance that much more special was that Mizzou had an old jersey from the 2002-03 season that survived the Joplin tornado hanging in its dugout. Ironically, the number of the jersey was No. 21, the same number that Fick wears. Blake Brown homered in the seventh



Eric Anderson

inning of that game to put Mizzou on top, 2-0, and that was all Mizzou needed.

The win advanced the Tigers to the Big 12 Championship game for the third time in program history. They jumped all over second-seeded Texas A&M and took a 6-0 lead through the first two innings, but the lead didn't stick as the Aggies went on top, 7-6, in the fourth inning. But epitomizing the Tigers' season, they rallied to regain a 9-8 lead in the top of the ninth inning. Tiger closer Phil McCormick got two outs with a runner on base and got the Aggies down to a final strike before a high chopper over third base scored the tying run, sending the game to extras. The single came on a full count as Mizzou was one strike away from securing the Big 12 title.

But it was all for not as Texas A&M's Andrew Collazo hit a walk-off solo shot in the 10th to secure the win for Texas A&M, ending the Tigers' Cinderella run. Jamieson was emotional in the press conference after the game – not just

because the Tigers had lost. It was for the Tigers who had rallied from being written off midway through the season and dedicated everything that they had to turning the season around. It was for the seniors who put everything on the line to fall just one strike shy of qualifying for the postseason.

Mizzou played a clip that would have likely qualified it for an NCAA Regional over the final six weeks and it was the heart of players like McCormick, Fick and Jonah Schmidt that got the Tigers to that point. But with all the disappointment that the Tigers felt after falling in the Big 12 title game, there were plenty of positives to take away from the 2011 season.

Four Tigers landed on the annual All-Big 12 teams, highlighted by Schmidt who was named to the All-Big 12 Second Team. Both McCormick and Brown were named All-Big 12 honorable mention and freshman lefty was named to the All-Big 12 Freshman Team.

Not only that, but four Tigers heard their names called in the 2011 Major League Baseball Entry Draft. Matt Stites went in the 17th round to San Diego and McCormick was selected in the 31st round by the San Francisco Giants. Both Mach (46th round, New York Yankees) and Zack Hardoin (47th round, Houston Astros) were selected as well.

With a great run through a very difficult schedule over the final six weeks of the 2011 season, Mizzou has plenty of positives to draw from as it moves towards the 2012 season. Despite losing nine seniors, the Tigers return the majority of their key players from a season ago, including two of three starting pitchers and seven of 10 starting position players. With a strong group of incoming athletes joining with an already solid nucleus, it is highly unlikely that the Tigers will fall just one strike shy of the postseason next year.



Mizzou celebrates a walk-off win over Oklahoma State in the Big 12 Tournament




2011 SEASON HIGHLIGHTS

TEAM HIGHLIGHTS

- The Tigers went on a remarkable run during the second half of the season that saw them climb from last place in the Big 12 to being one pitch away from being Big 12 Tournament Champions. In fact, the Tigers made their third-ever appearance in the Big 12 title game this season.
- Mizzou had four players drafted in 2011. Junior righty Matt Stites was selected in the 17th round by the San Diego Padres, senior lefty Phil McCormick went in the 31st round to the San Francisco Giants while Conner Mach and Zack Hardoin went in the 46th and 47th rounds to the Yankees and Astros, respectively.
- Four Tigers earned spots on the All-Big 12 teams that were unveiled prior to the regular season. Jonah Schmidt was named to the All-Big 12 second team and both Blake Brown and Phil McCormick were named honorable mention All-Big 12. Freshman lefty Rob Zastryzny was named to the All-Big 12 Freshman Team as well.
- Mizzou won four of its final five Big 12 series to close out the season, including four in a row for the first time since the 2007 season. Mizzou climbed from last in the league during that span to as high as fifth overall in the Big 12.
- The Tigers ran off four wins over top 10 teams in 2011, with two wins against both Texas and Texas A&M. The four wins over top 10 programs were highlighted by a series win over then sixth-ranked Texas A&M at Taylor Stadium in April.
- Mizzou played one of the most difficult schedules in the nation, ranking in the top 20 in difficulty nearly every poll. But the Tigers thrived in those games with 13 wins over RPI top 50 teams and 15 over RPI top 60 teams. Keep in mind the Tigers finished with 27 wins on the season, so more than half of the wins were against RPI top 50 teams.
- Mizzou showed a flair for the dramatic in 2011, winning five games on walk-off hits, all of which came against Big 12 teams. The walk-off wins came against Oklahoma, Kansas, Texas A&M, Texas Tech and Oklahoma State in the Big 12 Tournament.
- Senior lefty Phil McCormick matched his school record by pitching in 36 games in 2011. He led the Big 12 in pitching appearances last season and came close to breaking the all-time record for career appearances as he ended his career with 106, just two shy of first all-time. He also appeared in 102 over his final three seasons as a Tiger, making it the most productive three-year span by any Tiger pitcher.
- Head coach Tim Jamieson was selected to coach the USA Baseball Collegiate National Team in the summer of 2011. Joining Jamieson as the auxiliary coach of the team was current Tiger volunteer assistant coach Dan Pietroburgo. Also, sophomore righty Eric Anderson was selected to the team as an alternate. Mizzou went 7-1 in games started by Anderson in 2011 – the only loss was in the Big 12 Championship game in which he pitched on three days' rest.

HONORS

- **Phil McCormick**
 - Honorable Mention All-Big 12
- **Jonah Schmidt**
 - All-Big 12 Second Team
 - Big 12 Player of the Week (May 9)
- **Blake Brown**
 - Honorable Mention All-Big 12
 - CollegeBaseball360.com Prime Time Performers (May 2)
- **Conner Mach**
 - Big 12 Player of the Week (April 26)
- **Rob Zastryzny**
 - All-Big 12 Freshman Team
- **Academic All-Big 12**
 - Brannon Champagne (First Team)
 - Ben Turner (First Team)
 - Ryan Ampleman (Second Team)
 - Phil McCormick (Second Team)
- Five Tigers were drafted in June's Major League Baseball Draft. Junior Brett Nicholas (6th Round, Texas Rangers), senior Aaron Senne (10th Round, Florida Marlins), junior Nick Tepesch (14th Round, Texas Rangers), senior Michael Liberto (21st Round, Kansas City Royals) and junior Tyler Clark (25th Round, Detroit Tigers) all had their names called during the draft.



2011 SEASON RESULTS

OVERALL RECORD: 27-32

BIG 12 RECORD: 11-15

HOME: 15-13

AWAY: 7-15

NEUTRAL: 5-4

Date	Opponent	Score (W/L)	MU			Opp.			Inns	Att.	Time	MU Decision	Notes
			r	h	e	r	h	e					
Feb. 18	Cal-Poly	10-9 (W)	10	10	1	9	11	2	6	NA	2:08	Ross (W)	Mizzou wins on wild pitch; score 6 in sixth
Feb. 19	at USC	9-3 (L)	3	7	3	9	14	1	9	NA	2:52	Zastrzyny (L)	Zastrzyny's first career start
Feb. 20	North Carolina	11-3 (L)	3	7	1	11	9	2	9	NA	2:57	Hardoin (L)	Hardoin holds UNC to .133 average
Feb. 25	at Charlotte	5-4 (L)	4	8	1	5	10	1	9	933	2:22	McCormick (L)	Tigers lose 4-2 lead in final four innings
Feb. 26	at Charlotte	3-2 (L)	2	7	1	3	9	2	9	1,136	2:32	Buehler (L)	Charlotte walks off with two runs in ninth
Feb. 26	at Charlotte	4-2 (W)	4	9	2	2	7	3	12	1,136	2:54	McCormick (W)	Scardino - career-bests in IP (8.0) and Ks (6)
Feb. 27	at Charlotte	22-7 (L)	7	8	3	22	21	2	9	1,153	2:55	Hardoin (L)	Tigers give up season-high 22 runs
March 5	vs. UIC	11-7 (L)	7	14	5	11	13	3	9	288	3:05	Stites (L)	Tigers out hit Flames, 14-13
March 5	vs. UIC	11-4 (W)	11	12	1	4	7	4	9	288	3:12	Zastrzyny (W)	Zastrzyny earns first career win
March 6	vs. UIC	5-1 (L)	1	7	0	5	13	0	9	336	2:25	Scardino (L)	UIC's Heaslip throws 8.2 innings (143 ptch)
March 8	vs. Gonzaga	5-2 (W)	5	9	0	2	2	0	9	147	2:11	Hardoin (W)	Tigers hold Zags to just two hits over 9.0
March 9	vs. Gonzaga	4-1 (L)	1	6	1	4	8	1	9	147	2:36	Buehler (L)	Three unearned runs in first sink Tigers
March 11	vs. Le Moyne	6-5 (L)	5	10	2	6	10	2	9	504	2:27	Ross (L)	Tigers' rally falls one run shy in ninth
March 12	vs. Le Moyne	7-4 (W)	7	12	0	4	8	2	9	726	2:37	McCormick (W)	Tigers plate five in the eight to win
March 12	vs. Le Moyne	4-2 (W)	4	4	0	2	7	3	9	726	2:29	Scardino (W)	Tigers steal eight bases in win
March 13	vs. Le Moyne	10-1 (W)	10	11	3	1	6	6	9	345	2:44	Hardoin (W)	Hardoin strikes out career-best eight
March 18	vs. C. Mich	7-6 (W)	7	11	1	6	11	4	9	345	2:37	Zastrzyny (W)	Tiger score six in first three innings
March 19	vs. C. Mich	14-7 (W)	14	15	0	7	10	1	9	350	2:50	Stites (W)	Mizzou tallies season-high runs, hits, doubles
March 20	vs. C. Mich	8-6 (W)	8	12	1	6	9	0	9	500	2:21	Buehler (W)	Mizzou runs win streak to six games
March 20	vs. C. Mich	8-1 (L)	1	5	1	8	12	0	9	500	2:52	Scardino (L)	Tigers win streak snapped at six
March 22	vs. C. Ark	11-4 (W)	11	13	2	4	12	3	9	343	2:44	Emens (W)	Eric Anderson makes first start in 11 months
March 23	vs. C. Ark	9-3 (L)	3	5	3	9	12	1	9	393	2:23	Hardoin (L)	Tigers give up four unearned runs in loss
March 25	vs. Oklahoma	3-1 (L)	1	8	2	3	6	0	9	207	2:19	Zastrzyny (L)	Zastrzyny Ks eight and allows no earned runs
March 25	vs. Oklahoma	2-1 (W)	2	10	0	1	8	0	11	207	3:05	McCormick (W)	Tigers get first win over top-10 team in 2011
March 30	at Texas State	3-2 (W)	3	9	3	2	9	4	11	1,168	3:24	Fick (W)	Tigers get second-straight win in extras
April 1	at Texas	5-4 (L)	4	7	0	5	9	1	9	6,337	2:42	Emens (L)	Schmidt is first player to homer off Jungmann
April 2	at Texas	5-2 (L)	2	4	0	5	9	0	9	7,035	1:59	Stites (L)	Shortest game of the season for Mizzou
April 3	at Texas	10-1 (L)	1	4	2	10	12	1	9	6,505	2:27	Hardoin (L)	Opel tallies second career triple in loss
April 6	vs. Kansas	7-1 (L)	1	1	0	7	9	1	9	3,399	2:31	Smith (L)	Tigers are one-hit in loss
April 8	at Oklahoma State	3-2 (L)	2	9	3	3	5	1	9	819	2:21	McCormick (L)	Error on final at-bat scores winning run
April 9	at Oklahoma State	4-1 (L)	1	5	1	4	8	0	9	1,064	1:49	Stites (L)	Tigers sunk by three runs in 7th, 8th innings
April 10	at Oklahoma State	7-3 (L)	3	13	0	7	13	1	9	729	2:35	Emens (L)	Brown homers for third straight game
April 13	SIU-Edwardsville	7-2 (L)	2	7	0	7	14	1	9	408	2:20	Ross (L)	Tigers drop eighth straight game
April 15	Kansas	8-3 (L)	3	11	1	8	11	1	9	702	2:40	Zastrzyny (L)	Joe Crede throws out first pitch for the Tigers
April 16	Kansas	3-2 (W)	3	6	2	2	7	0	9	870	2:49	McCormick (W)	Brown tallies Tigers' second walk-off of 2011
April 17	Kansas	6-0 (L)	0	8	0	6	9	2	9	1,113	2:26	Ross (L)	Tigers shutout for first time in 2011
April 21	at Baylor	4-2 (W)	4	8	0	2	6	2	9	2,181	2:20	Buehler (W)	Buehler earns second win of the season
April 22	at Baylor	6-3 (L)	3	9	2	6	14	0	9	2,260	2:48	Zastrzyny (L)	Four-run fifth inning sinks Tigers
April 23	at Baylor	10-1 (W)	10	16	1	1	5	3	9	2,482	2:55	Stites (W)	Mizzou wins first conference series
April 26	vs. Eastern Illinois	7-5 (W)	7	10	2	5	14	0	9	1,234	3:10	Ross (W)	Tigers tally season-high three HRs in win
April 27	vs. Missouri State	5-2 (L)	2	7	1	5	8	2	9	312	2:10	Fick (L)	Garcia homers in second-straight game
April 29	vs. Texas A&M	10-9 (W)	10	12	3	9	11	2	9	648	3:02	McCormick (W)	Tigers get walk-off walk in ninth inning
April 30	vs. Texas A&M	9-1 (W)	9	10	1	1	6	3	9	1,176	2:11	Stites (W)	Mizzou scores all nine runs in the sixth inning
May 1	vs. Texas A&M	3-2 (L)	2	3	1	3	8	2	7	500	2:38	Ross (L)	Game shortened by rain
May 3	at Missouri State	5-0 (L)	0	5	1	5	9	1	9	1,243	2:10	Scardino (L)	Tigers use season-high eight pitchers in loss
May 6	at Kansas State	5-4 (W)	5	10	1	4	9	2	9	1,619	2:36	Anderson (W)	Anderson earned first win of season
May 7	at Kansas State	8-5 (L)	5	8	0	8	13	0	9	1,310	3:03	Stites (L)	Jonah Schmidt homers in loss
May 8	at Kansas State	12-8 (W)	12	16	2	8	11	1	9	1,036	3:40	Ross (W)	Tigers tally season highs in ABs, hits, TB and HRs
May 13	vs. Texas Tech	11-1 (W)	11	10	2	1	7	2	9	342	2:34	Anderson (W)	Anderson throws career-best start
May 14	vs. Texas Tech	6-4 (L)	4	7	1	6	10	0	9	755	3:01	Stites (L)	Thigpen tallies two doubles in win
May 15	vs. Texas Tech	4-3 (W)	4	3	0	3	8	0	9	378	2:49	McCormick (W)	Conner Mach tallies walk-off single in ninth
May 19	at Nebraska	10-5 (W)	10	14	3	5	11	3	9	2,632	2:42	McCormick (W)	Game was started Thursday, resumed Friday
May 21	at Nebraska	4-3 (L)	3	7	1	4	9	0	9	2,624	2:33	Fick (L)	Sixth-inning run breaks tie as Huskers win
May 21	at Nebraska	8-5 (L)	5	8	4	8	14	1	9	2,624	3:05	Zastrzyny (L)	Six-run fourth dooms Tigers
May 25	vs. Texas	6-4 (W)	6	12	1	4	11	0	9	3,810	2:47	Anderson (W)	Tigers top Texas for first time in 2011
May 26	vs. Oklahoma State	6-5 (W)	6	9	0	5	11	2	9	4,020	2:48	McCormick (W)	Tigers earn fifth walk-off win of 2011
May 28	vs. Texas	6-1 (L)	1	5	1	6	11	0	9	4,257	2:46	Stites (L)	Tigers tally just five hits in loss
May 28	vs. Texas	2-1 (W)	2	3	1	1	5	0	9	4,062	2:07	Fick (W)	Fick tosses seven scoreless in spot start
May 29	vs. Texas A&M	10-9 (L)	9	13	2	10	13	2	10	4,416	3:18	Ross (L)	Tigers lose 6-0 lead after 10th inning walk-off



2011 OVERALL STATISTICS

Overall Record: 27-32 Big 12 Conference: 11-15

Home: 15-13

Away: 7-15

Neutral: 5-4

Player	AVG.	GP	GS	AB	R	H	2B	3B	HR	RBI	TB	SLG%	BB	HBP	SO	GDP	OB%	SF	SH	SB	ATT	PO	A	E	FLD		
Schmidt, Jonah .	.317	59	57	218	34	69	17	1	6	38	106	.486	22	6	44	2	.393	1	4	11	15	30	2	2	.941		
Champagne, Brannon	.294	58	57	218	30	64	6	0	0	27	70	.321	26	12	41	3	.398	0	8	13	19	122	4	5	.962		
Mach, Conner	.285	59	59	228	31	65	12	1	4	32	91	.399	26	11	35	2	.378	5	2	11	16	77	81	11	.935		
Garcia, Eric	.276	56	55	199	29	55	6	3	2	26	73	.367	34	3	28	5	.387	2	4	14	16	205	96	11	.965		
Turner, Ben	.269	46	44	145	17	39	5	0	0	14	44	.303	24	4	23	1	.385	1	3	0	0	283	44	3	.991		
Brown, Blake	.267	54	53	187	33	50	7	3	7	34	84	.449	38	5	63	4	.397	4	3	20	28	108	2	3	.973		
Santo, Jesse	.265	57	57	185	27	49	6	0	0	22	55	.297	22	8	34	6	.364	2	9	10	15	95	134	14	.942		

Sommerfeld, Scott	.304	35	26	102	12	31	2	0	1	15	36	.353	3	9	12	2	.377	0	0	2	2	235	8	1	.996		
Opel, Dane	.209	35	32	115	12	24	6	2	1	8	37	.322	11	3	30	1	.295	0	4	2	3	69	3	1	.986		
Ampleman, Ryan	.208	34	11	48	16	10	5	0	1	6	18	.375	8	11	18	1	.433	0	1	1	4	85	5	1	.989		
Everett, Dillon	.200	24	11	45	6	9	1	0	0	3	10	.222	5	0	10	1	.280	0	0	0	1	24	22	2	.958		
Plackis, Andreas	.200	11	7	30	4	6	1	0	0	0	7	.233	0	0	5	0	.200	0	0	0	0	47	13	2	.968		
Jarvis, C.J.	.188	26	21	69	5	13	3	0	0	8	16	.232	3	3	19	0	.250	1	3	1	1	19	34	9	.855		
Gebhart, Ryan .	.179	21	11	39	9	7	0	1	0	1	9	.231	4	2	13	0	.289	0	3	1	1	11	2	1	.929		
Thigpen, Andrew	.160	31	22	81	14	13	5	0	0	9	18	.222	9	2	20	1	.258	1	4	5	8	42	47	5	.947		
Anderson, Eric	.125	15	6	24	3	3	0	0	0	3	3	.125	2	0	4	2	.192	0	1	2	2	75	12	0	1.000		
Belfonte, Sal	.125	17	1	8	4	1	1	0	0	3	2	.250	1	0	5	0	.222	0	0	1	1	0	0	0	.000		
Lusardi, Jeff	.125	7	1	8	0	1	1	0	0	0	2	.250	1	0	2	0	.222	0	0	0	0	2	0	0	1.000		
Totals	.261	59	1949	286	509	84	11	22	249	681	349	.239	79	406	31	362	.17	49	94	132	1553	629	78	965			
Opponents	.287	59	2001	320	574	107	10	31	288	794	.397	.213	47	409	30	.366	.18	72	64	89	1558	623	84	963			

LOB - Team (503), Opp (466). DPs turned - Team (54), Opp (41). CI - Team (1), Coleman 1, Opp (1).

Player	ERA	W	L	APP	GS	CG	SHO	CBO	SV	IP	H	R	ER	BB	SO	2B	3B	HR	B/Avg	WP	HBP	BK	SFA	SHA
McCormick, Phil	3.50	8	2	36	0	0	0	0	8	64.1	54	31	25	33	57	10	1	2	.231	2	8	0	0	8
Stites, Matt	3.72	3	6	15	15	1	0	0	0	92.0	90	44	38	41	77	20	0	4	.262	6	6	4	0	15
Fick, Kelly	3.77	2	2	19	1	0	0	0	0	28.2	30	16	12	11	17	7	0	3	.275	1	3	0	0	6
Ross, Dusty	4.29	3	5	29	2	0	0	0	0	35.2	36	20	17	13	25	6	1	5	.283	3	2	1	4	6
Zastrzyny, Rob	4.33	2	5	16	15	0	0	0	0	87.1	98	55	42	27	70	23	2	5	.292	4	6	0	4	14
Emens, Jeff	4.35	1	2	22	0	0	0	0	1	41.1	58	27	20	13	28	10	0	0	.339	3	9	0	4	6
Smith, Myles	4.50	0	1	15	1	0	0	0	0	20.0	26	13	10	12	16	3	1	1	.310	1	1	0	0	0
Anderson, Eric	4.93	3	0	11	9	0	0	0	0	45.2	49	30	25	16	26	7	2	4	.271	2	3	0	3	5
Scardino, Jeff	5.40	1	3	12	6	0	0	0	0	35.0	41	21	21	9	29	7	1	1	.308	1	1	0	1	5
Hardoin, Zack	6.07	2	4	12	9	0	0	0	0	29.2	35	25	20	17	28	6	1	2	.292	0	4	0	1	3
Buehler, Brad	6.39	2	2	18	1	0	0	0	0	31.0	42	25	22	14	31	5	0	3	.331	5	2	1	1	3
Hudelson, James	6.75	0	0	6	0	0	0	0	0	4.0	8	4	3	2	1	2	0	0	.400	0	0	0	0	0
Garcia, Eric	11.57	0	0	3	0	0	0	0	0	2.1	4	4	3	3	3	1	0	1	.400	0	0	0	0	1
Carr, Brian	27.00	0	0	3	0	0	0	0	0	0.1	1	1	1	1	1	0	1	0	.500	0	0	0	0	0
Clubb, Ryan	99.00	0	0	1	0	0	0	0	0	0.1	2	4	4	1	0	0	0	0	.667	0	2	0	0	0
Totals	4.56	27	32	59	59	1	0	0	9	517.2	574	320	262	213	409	107	10	31	.287	28	47	6	18	72
Opponents	3.99	32	27	59	59	2	2	2	13	519.1	509	286	230	239	406	84	11	22	.261	35	79	8	17	49

PB - Team (13), Coleman 9, Ampleman 4, Opp (4). Pickoffs - Team (4), Coleman 3, Tepesch 1, Opp (18).



2011 BIG 12 CONFERENCE STATISTICS

Big 12 Conference Record: 11-15

Home: 6-5

Away: 5-10

Player	AVG.	GP	GS	AB	R	H	2B	3B	HR	RBI	TB	SLG%	BB	HBP	SO	GDP	OB%	SF	SH	SB	ATT	PO	A	E	FLD
Schmidt, Jonah .	.317	59	57	218	34	69	17	1	6	38	106	.486	22	6	44	2	.393	1	4	11	15	30	2	2	.941
Champagne, Brannon	.294	58	57	218	30	64	6	0	0	27	70	.321	26	12	41	3	.398	0	8	13	19	122	4	5	.962
Mach, Conner	.285	59	59	228	31	65	12	1	4	32	91	.399	26	11	35	2	.378	5	2	11	16	77	81	11	.935
Garcia, Eric	.276	56	55	199	29	55	6	3	2	26	73	.367	34	3	28	5	.387	2	4	14	16	205	96	11	.965
Turner, Ben	.269	46	44	145	17	39	5	0	0	14	44	.303	24	4	23	1	.385	1	3	0	0	283	44	3	.991
Brown, Blake	.267	54	53	187	33	50	7	3	7	34	84	.449	38	5	63	4	.397	4	3	20	28	108	2	3	.973
Santo, Jesse	.265	57	57	185	27	49	6	0	0	22	55	.297	22	8	34	6	.364	2	9	10	15	95	134	14	.942
Sommerfeld, Scott	.304	35	26	102	12	31	2	0	1	15	36	.353	3	9	12	2	.377	0	0	2	2	235	8	1	.996
Opel, Dane	.209	35	32	115	12	24	6	2	1	8	37	.322	11	3	30	1	.295	0	4	2	3	69	3	1	.986
Ampleman, Ryan	.208	34	11	48	16	10	5	0	1	6	18	.375	8	11	18	1	.433	0	1	1	4	85	5	1	.989
Everett, Dillon	.200	24	11	45	6	9	1	0	0	3	10	.222	5	0	10	1	.280	0	0	0	1	24	22	2	.958
Plackis, Andreas	.200	11	7	30	4	6	1	0	0	0	7	.233	0	0	5	0	.200	0	0	0	0	47	13	2	.968
Jarvis, C.J.	.188	26	21	69	5	13	3	0	0	8	16	.232	3	3	19	0	.250	1	3	1	1	19	34	9	.855
Gebhart, Ryan .	.179	21	11	39	9	7	0	1	0	1	9	.231	4	2	13	0	.289	0	3	1	1	11	2	1	.929
Thigpen, Andrew	.160	31	22	81	14	13	5	0	0	9	18	.222	9	2	20	1	.258	1	4	5	8	42	47	5	.947
Anderson, Eric	.125	15	6	24	3	3	0	0	0	3	3	.125	2	0	4	2	.192	0	1	2	2	75	12	0	1.000
Belfonte, Sal	.125	17	1	8	4	1	1	0	0	3	2	.250	1	0	5	0	.222	0	0	1	1	0	0	0	1.000
Lusardi, Jeff	.125	7	1	8	0	1	1	0	0	0	2	.250	1	0	2	0	.222	0	0	0	0	2	0	0	1.000
Totals .261		59	1949	286	509	84	11	22	249	681	.349	.239	79	406	31	.362	.17	49	94	132	1553	629	78	965	
Opponents	.287	59	2001	320	574	107	10	31	288	794	.397	.213	47	409	30	.366	.18	72	64	89	1558	623	84	963	

LOB - Team (503), Opp (466). DPs turned - Team (54), Opp (41). CI - Team (1), Coleman 1, Opp (1).

Player	ERA	W	L	APP	GS	CG	SHO	CBO	SV	IP	H	R	ER	BB	SO	2B	3B	HR	B/Avg	WP	HBP	BK	SFA	SHA
McCormick, Phil	3.50	8	2	36	0	0	0	0	8	64.1	54	31	25	33	57	10	1	2	.231	2	8	0	0	8
Stites, Matt	3.72	3	6	15	15	1	0	0	0	92.0	90	44	38	41	77	20	0	4	.262	6	6	4	0	15
Fick, Kelly	3.77	2	2	19	1	0	0	0	0	28.2	30	16	12	11	17	7	0	3	.275	1	3	0	0	6
Ross, Dusty	4.29	3	5	29	2	0	0	0	0	35.2	36	20	17	13	25	6	1	5	.283	3	2	1	4	6
Zastrzny, Rob	4.33	2	5	16	15	0	0	0	0	87.1	98	55	42	27	70	23	2	5	.292	4	6	0	4	14
Emens, Jeff	4.35	1	2	22	0	0	0	0	1	41.1	58	27	20	13	28	10	0	0	.339	3	9	0	4	6
Smith, Myles	4.50	0	1	15	1	0	0	0	0	20.0	26	13	10	12	16	3	1	1	.310	1	1	0	0	0
Anderson, Eric	4.93	3	0	11	9	0	0	0	0	45.2	49	30	25	16	26	7	2	4	.271	2	3	0	3	5
Scardino, Jeff	5.40	1	3	12	6	0	0	0	0	35.0	41	21	21	9	29	7	1	1	.308	1	1	0	1	5
Hardoin, Zack	6.07	2	4	12	9	0	0	0	0	29.2	35	25	20	17	28	6	1	2	.292	0	4	0	1	3
Buehler, Brad	6.39	2	2	18	1	0	0	0	0	31.0	42	25	22	14	31	5	0	3	.331	5	2	1	1	3
Hudelson, James	6.75	0	0	6	0	0	0	0	0	4.0	8	4	3	2	1	2	0	0	.400	0	0	0	0	0
Garcia, Eric	11.57	0	0	3	0	0	0	0	0	2.1	4	4	3	3	3	1	0	1	.400	0	0	0	0	1
Carr, Brian	27.00	0	0	3	0	0	0	0	0	0.1	1	1	1	1	1	0	1	0	.500	0	0	0	0	0
Clubb, Ryan	99.00	0	0	1	0	0	0	0	0	0.1	2	4	4	1	0	0	0	0	.667	0	2	0	0	0
Totals	4.56	27	32	59	59	1	0	0	9	517.2	574	320	262	213	409	107	10	31	.287	28	47	6	18	72
Opponents	3.99	32	27	59	59	2	2	2	13	519.1	509	286	230	239	406	84	11	22	.261	35	79	8	17	49

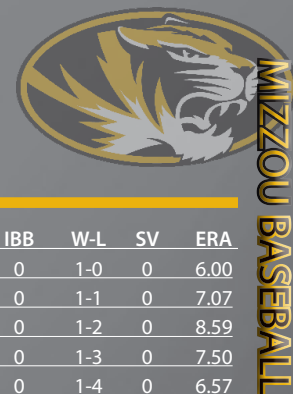
PB - Team (13), Coleman 9, Ampleman 4, Opp (4). Pickoffs - Team (4), Coleman 3, Tepesch 1, Opp (18).



2011 HITTING STATS

Game-by-game

Date	Opponent	Score (W/L)	AB	R	H	RBI	2B	3B	HR	BB	IBB	SB	CS	HBP	SAC	SF	GDP	K	PO	A	E	Avg.
Feb. 18	Cal-Poly	10-9 (W)	28	10	10	7	1	0	0	2	0	2	0	0	0	0	3	3	18	10	1	.357
Feb. 19	USC	9-3 (L)	33	3	7	3	3	0	0	1	0	1	0	0	0	0	0	6	24	8	3	.279
Feb. 20	North Carolina	11-3 (L)	31	3	7	3	2	0	0	4	0	1	1	3	1	0	0	7	24	7	1	.261
Feb. 25	at Charlotte	5-4 (L)	33	4	8	2	3	0	0	2	0	2	2	1	0	1	0	8	24	10	1	.256
Feb. 26	at Charlotte	3-2 (L)	33	2	7	1	0	0	0	2	0	1	1	1	1	0	0	6	25	14	1	.247
Feb. 26	at Charlotte	4-2 (W)	42	4	9	4	0	1	1	3	0	2	1	0	2	1	0	12	36	22	2	.240
Feb. 27	at Charlotte	22-7 (L)	30	7	8	7	0	0	2	6	0	1	0	2	1	3	1	8	24	9	3	.243
March 5	vs. UIC	11-7 (L)	36	7	14	5	1	0	0	5	0	0	2	2	2	0	0	2	27	14	5	.263
March 5	vs. UIC	11-4 (W)	32	11	12	7	2	0	0	15	0	2	2	0	2	0	0	4	27	12	1	.275
March 6	vs. UIC	5-1 (L)	32	1	7	1	1	0	0	2	0	1	1	2	0	0	0	4	27	13	0	.270
March 8	vs. Gonzaga	5-2 (W)	31	5	9	5	0	0	0	7	0	3	0	0	0	0	1	6	27	16	1	.271
March 9	vs. Gonzaga	4-1 (L)	34	1	6	1	1	0	0	3	0	1	0	1	0	0	0	9	27	11	1	.263
March 11	vs. Le Moyne	6-5 (L)	34	5	10	5	1	0	1	3	0	3	1	4	0	1	1	1	27	13	2	.266
March 12	vs. Le Moyne	7-4 (W)	35	7	12	6	2	1	0	6	0	8	0	0	0	1	1	5	27	11	0	.272
March 12	vs. Le Moyne	4-2 (W)	28	4	4	4	1	0	0	8	0	8	0	1	1	1	1	8	27	11	0	.264
March 13	vs. Le Moyne	10-1 (W)	36	10	11	4	2	0	0	5	0	3	0	2	1	0	1	11	27	8	3	.267
March 18	vs. C. Mich.	7-6 (W)	31	7	11	4	0	0	0	2	0	2	1	1	2	0	1	7	27	7	1	.272
March 19	vs. C. Mich.	14-7 (W)	37	14	15	13	4	0	0	6	0	1	1	3	1	0	1	6	27	10	0	.280
March 20	vs. C. Mich.	8-6 (W)	33	8	12	8	4	0	0	3	0	3	0	3	1	0	2	3	27	10	1	.285
March 20	vs. C. Mich.	8-1 (W)	31	1	5	1	2	0	0	3	0	2	0	0	0	1	0	8	27	10	1	.279
March 22	vs. C. Ark	11-4 (W)	36	11	13	9	1	1	0	6	0	3	1	0	0	0	1	6	27	10	2	.283
March 23	vs. C. Ark	9-3 (L)	28	3	5	3	1	0	0	6	0	1	2	2	1	0	0	10	27	14	3	.279
March 25	vs. Oklahoma	3-1 (L)	32	1	8	1	0	0	0	2	0	0	0	3	0	0	3	8	27	9	2	.278
March 25	vs. Oklahoma	2-1 (W)	38	2	10	2	1	1	0	5	0	0	0	3	2	0	0	6	33	14	0	.277
March 30	at Texas State	3-2 (W)	41	3	9	3	1	0	0	6	0	4	3	0	1	1	0	12	33	18	3	.274
April 1	at Texas	5-4 (L)	31	4	7	4	1	1	1	5	0	0	0	2	2	0	2	7	24	10	0	.273
April 2	at Texas	5-2 (L)	29	2	4	2	1	0	0	4	0	0	0	1	0	0	1	4	24	14	0	.268
April 3	at Texas	10-1 (L)	32	0	4	0	2	0	0	0	0	2	0	2	0	0	0	10	24	14	2	.263
April 6	vs. Kansas	7-1 (L)	26	1	1	1	0	0	0	3	0	3	0	0	1	1	0	13	24	3	0	.257
April 8	at Oklahoma State	3-2 (L)	32	2	9	2	0	0	1	4	0	2	3	2	1	0	0	8	26	10	3	.258
April 9	at Oklahoma State	4-1 (L)	31	1	5	1	1	0	1	1	0	0	1	1	0	0	0	6	24	12	1	.255
April 10	at Oklahoma State	7-3 (L)	39	3	13	3	1	0	2	3	0	1	1	2	0	0	0	7	24	11	0	.258
April 13	SIU-Edwardsville	7-2 (L)	29	2	7	2	1	0	0	7	0	3	1	0	0	0	0	4	27	10	0	.257
April 15	Kansas	8-3 (L)	36	3	11	3	0	0	0	3	0	2	0	0	1	1	0	8	27	12	1	.259
April 16	Kansas	3-2 (W)	26	3	6	2	1	0	0	9	0	0	2	2	2	0	0	3	27	11	2	.258
April 17	Kansas	6-0 (L)	32	0	8	0	2	0	0	2	0	3	0	5	0	0	2	7	27	8	0	.258
April 21	at Baylor	4-2 (W)	33	4	8	3	2	0	0	1	0	1	2	0	2	0	0	9	27	9	0	.258
April 22	at Baylor	6-3 (L)	34	3	9	3	2	1	1	2	0	1	1	2	1	0	0	9	24	11	2	.258
April 23	at Baylor	10-1 (W)	41	10	16	9	1	0	0	5	0	4	0	0	1	1	1	3	27	6	1	.262
April 26	vs. Eastern Illinois	7-5 (W)	32	7	10	7	2	1	3	1	0	2	0	3	2	0	0	9	27	3	2	.263
April 27	vs. Missouri State	5-2 (L)	33	2	7	2	1	0	1	2	0	0	0	0	2	0	0	8	27	10	1	.262
April 29	vs. Texas A&M	10-9 (W)	36	10	12	9	4	0	0	6	0	0	1	5	2	0	0	9	27	11	3	.264
April 30	vs. Texas A&M	9-1 (W)	35	9	10	7	1	0	1	3	0	0	0	1	1	0	0	7	27	12	1	.264
May 1	vs. Texas A&M	3-2 (L)	24	2	3	2	1	0	0	2	0	2	1	0	0	0	0	7	21	7	1	.262
May 3	at Missouri State	5-0 (L)	32	0	5	0	1	0	0	1	0	0	0	0	0	0	0	9	24	8	1	.260
May 6	at Kansas State	5-4 (W)	35	5	10	5	3	0	0	2	0	3	1	0	1	0	1	4	27	17	1	.260
May 7	at Kansas State	8-5 (L)	32	5	8	5	0	0	2	6	0	0	1	0	0	0	1	9	24	12	0	.260
May 8	at Kansas State	12-8 (W)	42	12	16	11	3	0	3	5	0	2	0	2	1	0	0	3	27	12	2	.263
May 13	vs. Texas Tech	11-1 (W)	34	11	10	9	3	3	0	8	0	0	1	3	0	0	1	9	27	7	2	.264
May 14	vs. Texas Tech	6-4 (L)	31	4	7	4	3	0	0	1	0	0	1	3	2	0	0	4	27	10	0	.261
May 15	vs. Texas Tech	4-3 (W)	25	4	3	4	0	0	0	7	0	0	1	3	2	0	0	4	27	10	0	.261
May 19	at Nebraska	10-5 (W)	40	10	14	9	2	0	0	4	1	0	0	2	2	1	0	6	27	9	3	.263
May 21	at Nebraska	4-3 (L)	29	3	7	3	3	0	0	4	0	3	2	0	1	1	0	7	24	10	1	.263
May 21	at Nebraska	8-5 (L)	34	5	8	4	1	0	0	4	0	0	0	2	0	1	1	7	24	9	4	.262
Totals			1780	262	467	225	77	11	20	220	1	89	37	77	44	16	28	366	1416	581	73	.262



2011 PITCHING STATS

Game-by-game

Date	Opponent	Score (W/L)	IP	H	R	ER	BB	SO	2B	3B	HR	WP	BK	HBP	DP	IBB	W-L	SV	ERA
Feb. 18	Cal Poly	10-9 (W)	6.0	11	9	4	2	4	7	0	0	0	1	1	0	0	1-0	0	6.00
Feb. 19	USC	9-3 (L)	8.0	14	9	7	4	8	3	0	0	1	0	2	0	0	1-1	0	7.07
Feb. 20	North Carolina	11-3 (L)	8.0	9	11	10	6	10	1	0	2	1	0	1	0	0	1-2	0	8.59
Feb. 25	at Charlotte	5-4 (L)	8.0	10	5	4	4	6	1	0	0	0	0	0	0	0	1-3	0	7.50
Feb. 26	at Charlotte	3-2 (L)	8.1	9	3	3	3	4	2	0	0	1	0	0	0	0	1-4	0	6.57
Feb. 26	at Charlotte	4-2 (W)	12.0	7	2	1	3	9	1	0	0	0	0	0	2	0	2-4	0	5.19
Feb. 27	at Charlotte	22-7 (L)	8.0	21	22	21	8	6	4	1	1	0	0	1	1	0	2-5	0	7.71
March 5	vs. UIC	11-7 (L)	9.0	13	11	6	7	7	2	0	0	2	0	2	0	0	2-6	0	7.49
March 5	vs. UIC	11-4 (W)	9.0	7	4	3	6	7	2	0	0	0	0	0	1	0	3-6	0	6.96
March 6	vs. UIC	5-1 (L)	9.0	13	5	5	3	2	3	0	0	0	0	1	1	0	3-7	0	6.75
March 8	vs. Gonzaga	5-2 (W)	9.0	2	2	1	1	4	0	0	1	0	0	3	2	0	4-7	1	6.20
March 9	vs. Gonzaga	4-1 (L)	9.0	8	4	1	3	10	2	0	0	1	0	1	1	0	4-8	1	5.75
March 11	vs. Le Moyne	6-5 (L)	9.0	10	6	4	1	10	3	0	1	0	0	1	0	0	4-9	1	5.61
March 12	vs Le Moyne	7-4 (W)	9.0	8	4	4	4	8	1	0	1	1	0	0	0	0	5-9	1	5.49
March 12	vs. Le Moyne	4-2 (W)	9.0	7	2	2	4	8	1	0	0	0	0	1	2	0	6-9	2	5.25
March 13	vs. Le Moyne	10-1 (W)	9.0	6	1	0	4	14	0	0	0	0	0	0	0	0	7-9	2	4.91
March 18	vs. C. Mich.	7-6 (W)	9.0	11	6	3	4	11	3	0	0	0	0	1	0	0	8-9	3	4.79
March 19	vs. C. Mich.	14-7 (W)	9.0	10	7	7	2	9	3	0	1	1	1	4	1	0	9-9	3	4.92
March 20	vs. C. Mich.	8-6 (W)	9.0	9	6	6	3	9	4	0	1	0	0	0	0	0	10-9	9	4.98
March 20	vs. C. Mich.	8-1 (W)	9.0	12	8	7	7	10	1	1	1	0	0	0	1	0	10-10	3	5.08
March 22	vs. C. Ark	11-4 (W)	9.0	12	4	4	3	5	2	1	0	0	0	1	1	0	11-10	3	5.03
March 23	vs. C. Ark.	9-3 (L)	9.0	12	9	5	5	6	0	0	0	0	0	0	1	0	11-11	3	5.03
March 25	vs. Okla.	3-1 (L)	9.0	6	3	0	2	9	2	0	0	0	0	1	0	0	11-12	3	4.80
March 25	vs. Okla.	2-1 (W)	11.0	8	1	1	6	9	0	0	0	0	0	0	0	0	12-12	3	4.60
March 30	at Texas State	3-2 (W)	11.0	9	2	0	7	1	0	0	0	0	0	0	2	1	13-12	3	4.37
April 1	at Texas	5-4 (L)	8.0	9	5	5	6	4	1	0	0	0	0	0	1	0	13-13	3	4.42
April 2	at Texas	5-2 (L)	8.0	9	5	5	2	5	1	0	0	0	0	0	1	0	13-14	3	4.46
April 3	at Texas	10-1 (L)	8.0	12	10	9	6	4	3	1	1	0	1	2	4	0	13-15	3	4.64
April 6	vs. Kansas	7-1 (L)	8.0	9	7	7	3	10	2	0	0	2	0	2	0	0	13-16	3	4.74
April 8	at Oklahoma State	3-2 (L)	8.2	5	3	2	3	8	0	0	1	1	0	0	3	0	13-17	3	4.65
April 9	at Oklahoma State	4-1 (L)	8.0	8	4	3	0	6	2	0	0	2	0	0	0	0	13-18	3	4.62
April 10	at Oklahoma State	7-3 (L)	8.0	13	7	7	1	7	1	1	1	0	0	1	2	0	13-19	3	4.71
April 13	vs. SIU-Edwardsville	7-2 (L)	9.0	14	7	7	2	6	0	0	0	0	0	2	0	0	13-20	3	4.78
April 15	vs. Kansas	8-3 (L)	9.0	11	8	7	4	7	3	0	2	1	0	0	0	0	13-21	3	4.85
April 16	vs. Kansas	3-2 (W)	9.0	7	2	1	3	9	4	0	0	1	0	1	0	0	14-21	3	4.73
April 17	vs. Kansas	6-0 (L)	9.0	9	6	6	4	10	1	0	2	1	0	0	0	0	14-22	3	4.77
April 21	at Baylor	4-2 (W)	9.0	6	2	2	7	6	0	0	2	1	0	0	1	0	15-22	4	4.69
April 22	at Baylor	6-3 (L)	8.0	14	6	5	1	2	3	0	0	0	0	0	1	0	15-23	4	4.72
April 23	at Baylor	10-1 (W)	9.0	5	1	1	4	9	1	0	1	1	0	0	1	0	16-23	4	4.62
April 26	vs. Eastern Illinois	7-5 (W)	9.0	14	5	5	3	10	0	0	1	0	0	1	0	0	17-23	5	4.63
April 27	vs. Missouri State	5-2 (L)	9.0	8	5	4	3	4	1	0	1	0	0	7	0	0	17-24	5	4.61
April 29	vs. Texas A&M	10-9 (W)	9.0	11	9	8	2	9	2	0	1	0	0	2	0	0	18-24	5	4.69
April 30	vs. Texas A&M	9-1 (W)	9.0	6	1	1	1	8	0	0	1	1	1	0	1	0	19-24	5	4.61
May 1	vs. Texas A&M	3-2 (L)	7.0	8	3	3	2	8	2	2	0	0	0	0	0	1	19-25	5	4.59
May 3	at Missouri State	5-0 (L)	8.0	9	5	4	1	6	2	1	1	1	0	1	1	0	19-26	5	4.59
May 6	at Kansas State	5-4 (W)	9.0	9	4	4	2	3	1	0	1	0	0	1	1	0	20-26	6	4.58
May 7	at Kansas State	8-5 (L)	8.0	13	8	8	7	3	4	0	0	1	2	1	0	0	20-27	6	4.66
May 8	at Kansas State	12-8 (W)	9.0	11	8	6	5	5	3	0	1	1	0	2	1	0	21-27	7	4.69
May 13	vs. Texas Tech	11-1 (W)	9.0	7	1	1	3	8	1	0	0	0	0	0	0	0	22-27	7	4.62
May 14	vs. Texas Tech	6-4 (L)	9.0	10	6	4	7	8	1	1	0	2	0	1	0	0	22-28	7	4.60
May 15	vs. Texas Tech	4-3 (W)	9.0	8	3	3	2	7	0	0	2	7	0	0	0	0	23-28	7	4.57
May 19	at Nebraska	10-5 (W)	9.0	11	5	5	2	5	1	1	0	1	0	3	2	0	24-28	7	4.58
May 21	at Nebraska	4-3 (L)	8.0	9	4	4	5	6	2	0	0	0	0	2	0	0	24-29	7	4.58
May 21	at Nebraska	8-5 (L)	8.0	14	8	5	4	7	5	0	0	1	0	0	1	0	24-30	7	4.60
Totals			472.0	523	294	241	197	376	95	10	28	27	6	44	37	2	24-30	7	4.60

2011 MISCELLANEOUS STATS

2011 INNING-BY-INNING SUMMARY

	1	2	3	4	5	6	7	8	9	EX	Total
Mizzou	30	33	29	12	40	56	33	21	28	4	286
Opponent	36	18	42	44	34	31	43	47	24	1	320

2011 MULTI-HIT GAMES

Name	2	3	4	5+	Total
Schmidt, Jonah	13	4	-	1	18
Mach, Conner	11	4	1	-	16
Champagne, Brannon	11	5	-	-	16
Garcia, Eric	12	3	1	-	16
Santo, Jesse	13	-	-	-	13
Brown, Blake	9	2	-	-	11
Sommerfeld, Scott	7	2	-	-	9
Turner, Ben	6	3	-	-	9
Opel, Dane	6	1	-	-	7
Jarvis, C.J.	2	-	1	-	3
Thigpen, Andrew	2	1	-	-	3
Plackis, Andreas	1	1	-	-	2
Everett, Dillon	2	-	-	-	2
Ampleman, Ryan	-	1	-	-	1
Gebhart, Ryan	1	-	-	-	1
TEAM	96	27	3	1	127

2011 MULTI-RBI GAMES

Name	2	3	4	5+	Total
Schmidt, Jonah	3	3	2	-	8
Champagne, Brannon	5	1	1	-	7
Mach, Conner	5	1	-	-	6
Brown, Blake	4	1	-	1	6
Santo, Jesse	5	-	-	-	5
Sommerfeld, Scott	3	1	-	-	4
Garcia, Eric	3	-	1	-	4
Turner, Ben	2	1	-	-	3
Jarvis, C.J.	1	-	-	-	1
Everett, Dillon	1	-	-	-	1
Thigpen, Andrew	1	-	-	-	1
Ampleman, Ryan	-	1	-	-	1
Belfonte, Sal	-	1	-	-	1
Opel, Dane	1	-	-	-	1
TEAM	34	10	4	1	49

2011 HITTING STREAKS

Name	Longest	Current*	Name	Longest	Current*
Mach, Conner	12	1	Ampleman, Ryan	4	-
Champagne, Brannon	10	1	Jarvis, C.J.	3	-
Garcia, Eric	7	1	Anderson, Eric	3	-
Brown, Blake	7	-	Plackis, Andreas	2	-
Schmidt, Jonah	6	3	Gebhart, Ryan	2	-
Opel, Dane	5	-	Everett, Dillon	2	-
Turner, Ben	5	1	Thigpen, Andrew	2	1
Santo, Jesse	5	2	Belfonte, Sal	1	-
Sommerfeld, Scott	4	1	Lusardi, Jeff	1	-

* Current at end of 2011 season.

IN 2011, MIZZOU WAS...

Overall	27-32
vs. Big 12	14-86
vs. Big 12 North	5-3
vs. Big 12 South	10-16
vs. Non-Conference	17-9
At Taylor Stadium	15-13
On the Road	7-16
At Neutral Site	5-3
In Day Games	16-23
In Night Games	11-9
vs. LHP Starter	10-7
vs. RHP Starter	17-25
In Games decided in final at-bat	2-1
In Extra-Inning Games	2-1
In Shutouts	0-2
Scoring First	18-12
Opp. Scores First	9-20
Score in 1st Inn.	9-9
Opp. Score in 1st Inn.	5-14
Leading After 7th Inn.	20-1
Trailing After 7th Inn.	2-28
Tied After 7th Inn.	4-2
Leading After 8th Inn.	20-1
Trailing After 8th Inn.	1-29
Tied After 8th Inn.	5-1
vs. Top 25 Teams	5-11
vs. Top 10 Teams	2-6
vs. Top 5 Teams	2-5
On Natural Grass	24-29
On FieldTurf	0-3
On Mixed Surfaces	2-1
In 1-Run Games	10-8
In 2-Run Games	6-2
In 5+ Run Games	19-11
Scoring 0-2 Runs	2-16
Scoring 3-5 Runs	8-13
Scoring 6-9 Runs	7-3
Scoring 10+ Runs	10-0
Opp. Score 0-2 Runs	12-0
Opp. Score 3-5 Runs	9-13
Opp. Score 6-9 Runs	6-14
Opp. Score 10+ Runs	0-5
Out-hit Opp.	18-3
Out-hit by Opp.	7-25
Have Same # of hits as Opp.	2-4
Hit 0 Home Runs	22-22
Hit 1 Home Runs	3-7
Hit 2+ Home Runs	2-3
Made 0 Errors	7-8
Made 1 Errors	10-13
Made 2+ Errors	10-11
In Doubleheader	6-6
In Four-Game Series	7-5
In Three-Game Series	11-16
In Two-Game Series	3-3
On Mondays	0-0
On Tuesdays	3-1
On Wednesdays	2-5
On Thursdays	3-0
On Fridays	6-8
On Saturdays	9-10
On Sundays	4-9
In February	2-5
In March	10-7
In April	6-12
In May	8-8
vs. Teams from Missouri	0-2



2010 STARTERS BY BATTING ORDER

Team record in parenthesis

LEADOFF:

Mach, Conner23 (13-10)	Garcia, Eric 3 (0-3)
Champagne, Brannon16 (7-9)	Mach, Conner 2 (0-2)
Brown, Blake 11 (3-8)	Brown, Blake 2 (1-1)
Ampleman, Ryan 6 (3-3)	Schmidt, Jonah 1 (1-0)
Garcia, Eric 1 (0-1)	
Gebhart, Ryan 1 (0-1)	
Belfonte, Sal 1 (1-0)	

2ND SPOT:

Champagne, Brannon ...39 (17-22)	Turner, Ben20 (11-9)
Schmidt, Jonah10 (5-5)	Santo, Jesse11 (6-5)
Brown, Blake4 (2-2)	Sommerfeld, Scott11 (2-9)
Garcia, Eric3 (1-2)	Opel, Dane 5 (2-3)
Ampleman, Ryan 1 (1-0)	Brown, Blake 4 (3-1)
Everett, Dillon 1 (0-1)	Gebhart, Ryan 3 (2-1)
Santo, Jesse 1 (1-0)	Everett, Dillon 2 (1-1)
	Plackis, Andreas 1 (0-1)
	Mach, Conner 1 (0-1)
	Lusardi, Jeff 1 (0-1)

3RD SPOT:

Garcia, Eric28 (15-13)	Jarvis, C.J.12 (7-5)
Mach, Conner 17 (7-10)	Sommerfeld, Scott 9 (7-2)
Brown, Blake 7 (2-5)	Thigpen, Andrew 8 (4-4)
Schmidt, Jonah 4 (1-3)	Santo, Jesse 6 (2-4)
Turner, Ben 2 (1-1)	Anderson, Eric 5 (2-3)
Opel, Dane 1 (1-0)	Turner, Ben 5 (0-5)
	Gebhart, Ryan 4 (1-3)
	Brown, Blake 4 (1-3)
	Everett, Dillon 2 (2-0)
	Champagne, Brannon... 1 (1-0)
	Opel, Dane 1 (0-1)
	Plackis, Andreas 1 (0-1)
	Ampleman, Ryan 1 (0-1)

CLEANUP:

Schmidt, Jonah32 (14-18)	
Garcia, Eric 15 (9-6)	
Mach, Conner 9 (4-5)	
Opel, Dane 2 (0-2)	
Brown, Blake 1 (0-1)	

5TH SPOT:

Brown, Blake20 (13-7)	
Opel, Dane10 (2-8)	
Schmidt, Jonah10 (6-4)	
Mach, Conner 7 (3-4)	
Garcia, Eric 5 (1-4)	
Everett, Dillon 2 (0-2)	
Plackis, Andreas 2 (1-1)	
Sommerfeld, Scott 2 (0-2)	
Turner, Ben 1 (1-0)	

6TH SPOT:

Turner, Ben16 (9-7)	
Opel, Dane13 (7-6)	
Santo, Jesse12 (7-5)	
Sommerfeld, Scott 4 (1-3)	
Plackis, Andreas 3 (1-2)	
Everett, Dillon 3 (0-3)	

2011 SEASON TEAM SUPERLATIVES

Hitting

At-bats.....42, twice MR at K-State (5/8)
Runs.....14, vs. Central Michigan (3/19)
Hits.....16, twice MR at K-State (5/8)
RBI.....13, vs. Central Michigan (3/19)
Doubles.....4, three times MR vs. Texas A&M (4/29)
Triples.....3, vs. Texas Tech (5/13)
Home Runs.....3, twice MR at K-State (5/8)
Total Bases.....28, at K-State (4/26)
Walks.....15, vs. UIC (3/5)
Strikeouts.....13, vs. Kansas (4/6)
Sac hits.....2, three times MR vs. UIC (3/5)
Sac flies.....3, at Charlotte (2/27)
Stolen bases.....8, twice MR vs. Le Moyne (3/12)
Hit-by-pitch.....5, twice MR vs. Texas A&M (4/29)
Caught stealing.....3, twice MR at Oklahoma St. (4/8)
Runners LOB.....14, three times MR at Oklahoma St. (4/10)
Hit into DP.....3, vs. Oklahoma (3/25)

Fielding

Putouts.....36, at Charlotte (2/26)
Assists.....22, at Charlotte (2/26)
Errors.....5, vs. UIC (3/5)
DPs turned.....4, at Texas (4/3)

Pitching

Innings Pitched.....12.0, at Charlotte (2/26)
Runs Allowed.....22, at Charlotte (2/27)
Earned Runs.....21, at Charlotte (2/27)
Walks Allowed.....8, at Charlotte (2/28)
Strikeouts.....14, vs. Le Moyne (3/13)
Hits Allowed.....21, at Charlotte (2/27)
Doubles Allowed.....7, vs. Cal-Poly (2/18)
Triples Allowed.....2, vs. Texas A&M (5/1)
Homers Allowed.....2, three times MR vs. Kansas (4/17)
Wild Pitches.....2, three times MR at Oklahoma St. (4/9)
Hit batters.....4, vs. Central Michigan (3/8)

2011 STARTERS BY POSITION

Team record in parenthesis

PITCHER:

Stites, Matt15 (7-8)	Opel, Dane4 (2-2)
Zastrzny, Rob15 (5-10)	Mach, Conner 1 (0-1)
Hardoin, Zack9 (5-4)	Everett, Dillon 1 (0-1)
Anderson, Eric9 (7-2)	
Scardino, Jeff6 (2-4)	
Ross, Dusty2 (0-2)	
Smith, Myles 1 (0-1)	
Buehler, Brad 1 (0-1)	
Fick, Kelly 1 (1-0)	

CATCHER:

Turner, Ben43 (22-21)	
Ampleman, Ryan 9 (3-6)	
Plackis, Andreas 7 (2-5)	

FIRST BASE:

Sommerfeld, Scott26 (10-16)	
Garcia, Eric21 (13-8)	
Anderson, Eric 6 (2-4)	

SECOND BASE:

Garcia, Eric25 (11-14)	
Thigpen, Andrew21 (12-9)	
Mach, Conner 7 (2-5)	
Everett, Dillon 4 (1-3)	
Jarvis, C.J.2 (1-1)	

THIRD BASE:

Mach, Conner27 (12-15)	
Jarvis, C.J.19 (11-8)	
Santo, Jesse 6 (1-5)	
Everett, Dillon 4 (2-2)	
Garcia, Eric 2 (0-2)	
Thigpen, Andrew 1 (1-0)	

SHORTSTOP:

Santo, Jesse51 (25-26)
Garcia, Eric 7 (2-5)
Everett, Dillon 1 (0-1)

LEFT FIELD:

Mach, Conner22 (13-9)
Opel, Dane15 (5-10)
Brown, Blake10 (5-5)
Gebhart, Ryan9 (4-5)
Champagne, Brannon 2 (0-2)
Lusardi, Jeff 1 (0-1)

CENTER FIELD:

Champagne, Brannon 54 ... (25-29)
Opel, Dane4 (1-3)
Brown, Blake 1 (1-0)

RIGHT FIELD:

Brown, Blake42 (19-23)
Schmidt, Jonah17 (8-9)

DESIGNATED HITTER:

Schmidt, Jonah40 (19-21)
Opel, Dane9 (4-5)
Ampleman, Ryan2 (2-0)
Mach, Conner2 (0-2)
Gebhart, Ryan2 (1-1)
Champagne, Brannon 1 (0-1)
Belfonte, Sal 1 (1-0)
Everett, Dillon 1 (0-1)
Turner, Ben 1 (0-1)



2011 MU HITTING LEADERS

Hitting minimums - 1.0 AB/Game

Batting avg

Jonah Schmidt.....	317
Brannon Champagne.....	294
Conner Mach.....	285
Eric Garcia.....	276
Ben Turner.....	269

Slugging pct

Jonah Schmidt.....	486
Blake Brown.....	449
Conner Mach.....	399
Eric Garcia.....	367
Scott Sommerfeld.....	353

On base pct

Brannon Champagne.....	398
Blake Brown.....	397
Jonah Schmidt.....	393
Eric Garcia.....	387
Ben Turner.....	385

Runs scored

Jonah Schmidt.....	34
Blake Brown.....	33
Conner Mach.....	31
Brannon Champagne.....	30
Eric Garcia.....	29

Hits

Jonah Schmidt.....	69
Conner Mach.....	65
Brannon Champagne.....	64
Eric Garcia.....	55
Blake Brown.....	50

Runs batted in

Jonah Schmidt.....	38
Blake Brown.....	34
Conner Mach.....	32
Brannon Champagne.....	27
Conner Mach.....	26

Doubles

Jonah Schmidt.....	17
Conner Mach.....	12
Blake Brown.....	7
Four tied at.....	6

Triples

Eric Garcia.....	3
Blake Brown.....	3
Dane Opel.....	2
3 tied at.....	1

Home runs

Blake Brown.....	7
Jonah Schmidt.....	6
Conner Mach.....	4
Eric Garcia.....	2
Two tied at.....	1

Total bases

Jonah Schmidt.....	106
Conner Mach.....	91
Blake Brown.....	84
Eric Garcia.....	73
Brannon Champagne.....	70

Walks

Blake Brown.....	38
Eric Garcia.....	34
Brannon Champagne.....	26
Ben Turner.....	24
Two tied at.....	22

Hit by pitch

Brannon Champagne.....	12
Conner Mach.....	11
Ryan Ampleman.....	11
Scott Sommerfeld.....	9
Jesse Santo.....	8

Sac bunts

Jesse Santo.....	9
Brannon Champagne.....	8
4 tied at.....	4

Sac flies

Conner Mach.....	5
Blake Brown.....	4
Eric Garcia.....	2
Jesse Santo.....	2
Four tied at.....	1

Stolen bases

Blake Brown.....	20
Eric Garcia.....	14
Brannon Champagne.....	13
Jonah Schmidt.....	11
Conner Mach.....	11

Caught stealing

Blake Brown.....	8
Brannon Champagne.....	6
Conner Mach.....	5
Jesse Santo.....	5
Jonah Schmidt.....	4

Steal attempts

Blake Brown.....	28
Brannon Champagne.....	19
Conner Mach.....	16
Eric Garcia.....	16
Two tied at.....	15

Stolen base pct

Eric Garcia.....	.875
Jonah Schmidt.....	.733
Blake Brown.....	.714
Conner Mach.....	.688
Brannon Champagne.....	.684

Strikeouts

Blake Brown.....	63
Jonah Schmidt.....	44
Brannon Champagne.....	41
Conner Mach.....	35
Jesse Santo.....	34

Grounded into DP

Jesse Santo.....	6
Eric Garcia.....	5
Blake Brown.....	4
Brannon Champagne.....	3
Four tied at.....	2

At bats

Conner Mach.....	228
Jonah Schmidt.....	218
Brannon Champagne.....	218
Eric Garcia.....	199
Blake Brown.....	187

Games played


Conner Mach.....	59
Jonah Schmidt.....	59
Brannon Champagne.....	58
Jesse Santo.....	57
Eric Garcia.....	56

Game starts

Conner Mach.....	59
Jonah Schmidt.....	57
Brannon Champagne.....	57
Jesse Santo.....	57
Eric Garcia.....	55

Games as sub

Ryan Ampleman.....	23
Sal Belfonte.....	16
Dillon Everett.....	13
Ryan Gebhart.....	10
Scott Sommerfeld.....	9



2011 MU PITCHING LEADERS

Pitching minimums - 0.2 IP/Game

Earned run avg

Phil McCormick	3.50
Matt Stites	3.72
Kelly Fick	3.77
Dusty Ross	4.29
Rob Zastryzny	4.33

Opposing bat avg

Phil McCormick231
Matt Stites262
Eric Anderson271
Kelly Fick275
Dusty Ross283

Won-loss pct

Clubb, Ryan	1.000
McCormick, Phil857
Blunt, Aaron667
Tepesch, Nick500
Fick, Kelly500

Wins

Phil McCormick	8
Matt Stites	3
Dusty Ross	3
Eric Anderson	3
Four tied at	2

Losses

Matt Stites	6
Dusty Ross	5
Rob Zastryzny	5
Zack Hardoin	4
Jeff Scardino	3

Saves

Phil McCormick	8
Jeff Emens	1

Innings pitched

Matt Stites	92.0
Rob Zastryzny	87.1
Phil McCormick	64.1
Eric Anderson	45.2
Jeff Emens	41.1

Batters struck out

Matt Stites	77
Rob Zastryzny	70
Phil McCormick	57
Brad Buehler	31
Jeff Scardino	29

Appearances

Phil McCormick	36
Dusty Ross	29
Jeff Emens	22
Kelly Fick	19
Brad Buehler	18

Games started

Rob Zastryzny	16
Matt Stites	15
Eric Anderson	9
Zack Hardoin	9
Jeff Scardino	6

Games finished

1. McCormick, Phil	25
2. Fick, Kelly	8
3. Ross, Dusty	6
4. Emens, Jeff	5
5. Smith, Myles	4

Games in relief

1. McCormick, Phil	36
2. Ross, Dusty	27
3. Emens, Jeff	22
4. Fick, Kelly	18
5. Buehler, Brad	17

Wild pitches

1. Stites, Matt	6
2. Buehler, Brad	5
3. Zastryzny, Rob	4
4. Ross, Dusty	3
Emens, Jeff	3

Runners picked off

1. Zastryzny, Rob	4
2. Stites, Matt	3
3. 5 tied at	1

Batters SO out looking

1. Stites, Matt	27
2. Zastryzny, Rob	22
3. McCormick, Phil	16
4. 4 tied at	10

Hits allowed

1. Carr, Brian	1
2. Clubb, Ryan	2
3. Garcia, Eric	4
4. Hudelson, James	8
5. Smith, Myles	26

Runs allowed

1. Carr, Brian	1
2. Clubb, Ryan	4
Garcia, Eric	4
Hudelson, James	4
5. Smith, Myles	13

Earned runs allowed

1. Carr, Brian	1
2. Hudelson, James	3
Garcia, Eric	3
4. Clubb, Ryan	4
5. Smith, Myles	10

Walks allowed

1. Clubb, Ryan	1
Carr, Brian	1
3. Hudelson, James	2
4. Garcia, Eric	3
5. Scardino, Jeff	9

2011 MU FIELDING LEADERS

Fielding pct

1. Anderson, Eric	1.000
Scardino, Jeff	1.000
Fick, Kelly	1.000
Ross, Dusty	1.000
Buehler, Brad	1.000

Chances

1. Turner, Ben	330
2. Garcia, Eric	312
3. Sommerfeld, Scott	244
4. Santo, Jesse	243
5. Mach, Conner	169

Putouts

1. Turner, Ben	283
2. Sommerfeld, Scott	235
3. Garcia, Eric	205
4. Champagne, Brannon	122
5. Brown, Blake	108

Assists

1. Santo, Jesse	134
2. Garcia, Eric	96
3. Mach, Conner	81
4. Thigpen, Andrew	47
5. Turner, Ben	44

Errors

1. Santo, Jesse	14
2. Garcia, Eric	11
Mach, Conner	11
4. Jarvis, C.J.	9
5. 2 tied at	5

Fielding double plays

1. Garcia, Eric	24
Santo, Jesse	24
3. Sommerfeld, Scott	20
4. Everett, Dillon	7
Mach, Conner	7

Stolen bases against

1. Turner, Ben	36
2. Ampleman, Ryan	15
3. McCormick, Phil	14
4. Plackis, Andreas	13
5. Stites, Matt	11

Caught stealing by

1. Turner, Ben	18
2. Stites, Matt	5
3. McCormick, Phil	3
Buehler, Brad	3
Anderson, Eric	3



FINAL 2011 BIG 12 CONFERENCE STANDINGS

	BIG 12	PCT.	OVERALL	PCT.	STREAK
Texas	19-8	.704	49-19	.721	Lost 2
Texas A&M	19-8	.704	47-22	.681	Lost 2
Oklahoma	14-11	.560	41-19	.683	Lost 3
Oklahoma State	14-12	.538	35-25	.583	Lost 4
Baylor	13-14	.481	31-28	.525	Lost 2
Kansas State	12-14	.462	36-25	.590	Lost 3
Texas Tech	12-15	.444	33-25	.561	Lost 2
Missouri	11-15	.423	27-32	.458	Won 1
Nebraska	9-17	.346	30-25	.545	Won 2
Kansas	8-18	.333	26-30	.464	Lost 3



FINAL 2011 BIG 12 CONFERENCE TEAM STATISTICS



TEAM BATTING

	G	Avg	OB%	Slug&	AB	R	H	2B	3B	HR	RBI	BB	SO	SB	SBA	S	SF	
1. Oklahoma	60	.313	.405	.446	2019	415	632	102	22	41	356	227	4	07	77	43	66	20
2. Oklahoma St.	60	.292	.350	.446	2093	342	611	132	22	49	312	170	360	29	12	30	24	
3. Texas A&M	69	.291	.364	.402	2325	405	676	108	30	30	354	228	470	110	36	76	29	
4. Texas Tech	58	.279	.382	.382	1924	332	536	95	13	26	304	273	418	91	23	43	32	
5. Kansas State	61	.278	.363	.404	2026	358	564	109	20	35	325	219	343	123	28	64	34	
6. Kansas	56	.275	.361	.408	1857	286	510	107	16	36	257	199	350	53	28	34	21	
7. Nebraska	55	.269	.359	.383	1841	299	496	99	10	30	268	179	394	50	28	52	22	
8. Texas	68	.269	.369	.372	2189	349	589	123	26	17	308	286	373	76	20	111	25	
9. Baylor	59	.265	.355	.387	1992	298	527	95	23	34	271	254	437	79	24	46	20	
10. Missouri	59	.261	.362	.348	1950	286	508	83	11	22	249	239	406	94	41	49	16	

TEAM PITCHING

	G	ERA	BAvg	W	L	IP	H	R	ER	BB	SO	CG	HR	Sh	SV	BB/9	SO/9
1. Texas	68	2.35	.198	49	19	616.2	437	193	161	198	567	6	19	13	23	2.89	8.28
2. Texas A&M	69	2.90	.243	47	21	626.2	564	252	202	175	520	7	27	8	17	2.51	7.47
3. Oklahoma	60	3.00	.247	41	19	530.1	489	225	177	183	450	7	21	2	12	3.11	7.64
4. Oklahoma State	60	3.79	.262	35	25	537.0	527	260	226	177	426	3	35	7	8	2.97	7.14
5. Baylor	59	3.91	.270	31	28	529.1	541	281	230	198	398	3	21	2	12	3.37	6.77
6. Nebraska	55	4.00	.268	30	25	490.2	498	262	218	206	389	0	26	2	11	3.78	7.14
7. Kansas	56	4.16	.265	26	30	491.1	494	286	227	200	365	1	34	2	10	3.66	6.69
8. Kansas State	61	4.26	.269	36	25	551.1	568	296	261	204	449	0	31	3	18	3.33	7.33
9. Missouri	59	4.56	.287	27	32	517.2	574	320	262	213	409	1	31	0	9	3.70	7.11
10. Texas Tech	58	4.92	.296	33	25	516.0	596	335	282	185	364	0	36	2	10	3.23	6.35

TEAM FIELDING

	G	PO	A	E	Pct	DP
1. Texas	68	1850	753	47	.982	39
2. Nebraska	55	1472	637	53	.975	35
3. Texas A&M	69	1880	767	67	.975	50
4. Oklahoma State	60	1611	617	59	.974	73
5. Oklahoma	60	1591	596	61	.973	49
6. Kansas State	61	1654	673	66	.972	43
7. Texas Tech	58	1548	752	69	.971	65
8. Baylor	59	1588	615	67	.970	52
9. Missouri	59	1553	629	78	.965	39
10. Kansas	56	1474	562	78	.963	35

2011 PHILLIPS 66 BIG 12 PLAYERS AND PITCHERS OF THE WEEK

Players of the Week

Feb. 21: Garrett Buechele, Oklahoma,
 Feb. 28: Garrett Buechele, Oklahoma
 March 7: Landis Ware, Baylor
 March 14: Chris Slater, Baylor
 March 21: Stephen Hagen, Texas Tech
 March 28: Jamodrick McGruder, Texas Tech
 April 4: Davis Duren, Oklahoma State
 April 11: Jason Brunansky, Kansas
 April 18: Tyler Ogle, Oklahoma
 April 26: Conner Mach, Missouri
 May 2: Stephen Hagen, Texas Tech.
 May 9: Jonah Schmidt, Missouri
 May 16: Max Muncy, Baylor
 May 23: Jake Miller, Baylor

Pitchers of the Week

Feb. 21: Taylor Jungmann, Texas
 Feb. 28: John Stilson, Texas A&M
 March 7: Michael Rocha, Oklahoma
 March 14: Logan Verrett, Baylor
 March 21: Ross Stripling, Texas A&M
 March 28: Brad Propst, Oklahoma State
 April 11: Kyle Hunter, Kansas State
 April 18: Ross Stripling, Texas A&M
 April 26: James Allen, Kansas State
 John Stilson, Texas A&M
 May 2: Taylor Jungmann, Texas
 May 9: Taylor Jungmann, Texas
 May 16: Mike Strong, Oklahoma State
 May 23: Ross Stripling, Texas A&M

Newcomers of the Week

Feb. 21: Kelby Tomlinson, Texas Tech
 Feb. 28: Jordan John, Oklahoma
 March 7: Gabe Weidenaar, Oklahoma State
 March 14: Chris Marlowe, Oklahoma State
 Erich Weiss, Texas
 March 21: Andre Wheeler, Texas Tech
 March 28: Krey Brasten, Texas A&M
 April 4: Lucas Kephart, Texas
 April 11: Jared King, Kansas State
 Erich Weiss, Texas
 April 18: Zach Johnson, Oklahoma State
 April 26: Krey Brasten, Texas A&M
 May 2: Dillon Overton, Oklahoma
 May 9: Jared King, Kansas State
 May 16: Ka'iana Eldredge, Kansas
 May 23: Duke von Schamonn, Texas Tech



FINAL 2011 BIG 12 INDIVIDUAL LEADERS

Batting Average

Matini, Nick-KU.....	.416
SENNE, AARON-MU400
Greene, Brodie-TAMU.....	.395
Heere, Brian-KU.....	.393
Duren, Davis-OSU.....	.383
Muenster, Adam-KSU.....	.381
Belfonte, DJ-NU.....	.376
Bailey, Adam-NU.....	.368
Jurica, Carter-KSU.....	.363
Juengel, Matt-TAMU.....	.359

Hits

1. Naquin, Tyler-TAMU.....	104
2. Loy, Brandon-UT.....	92
3. Bratsen, Krey-TAM.....	89
4. Phillips, Dane-OSU.....	83
5. House, Jacob-TAMU.....	82
6. Johnson, Zach-OSU.....	80
7. Juengel, Matt-TAMU.....	78
Weiss, Erich-UT.....	78
9. Shepherd, Tant-UT.....	77
Buechele, Garrett-OU.....	77

Runs Scored

1. Naquin, Tyler-TAMU.....	68
2. Shepherd, Tant-UT.....	54
3. Ogle, Tyler-OU JR.....	53
4. Johnson, Zach-OSU.....	51
5. Loy, Brandon-UT.....	50
6. Martini, Nick-KSU.....	48
7. Barnes, Barrett-TTU.....	47
5 tied with 46 run(s) scored	

Home Runs

1. Johnson, Zach-OSU.....	13
2. Asche, Cody-NU.....	12
3. Ginther, Mark-OSU.....	10
Barnes, Barrett-TTU.....	10
King, Jason-KSU.....	10
6. Ogle, Tyler-OU.....	9
Muncy, Max-BU.....	9
5 tied with 8 home run(s)	

Triples

1. Phillips, Dane-OSU.....	8
2. Naquin, Tyler-TAMU.....	7
Weiss, Erich-UT.....	7
4. Juengel, Matt-TAMU.....	6
King, Jason-KSU.....	6
6. Wood, Brandon-TAMU.....	5
Shepherd, Tant-UT.....	5
Pinckard, Brooks-BU.....	5
5 tied with 4 triple(s)	

Doubles

1. Asche, Cody-NU.....	27
2. Naquin, Tyler-TAMU.....	23
Loy, Brandon-UT.....	23
4. Elgie, Zac-KU.....	22
5. Johnson, Zach-OSU.....	21
6. Shepherd, Tant-UT.....	20
7. King, Jason-KSU.....	19
4 tied with 17 double(s)	

RBI

1. Johnson, Zach-OSU.....	63
Buechele, Garrett-OU.....	63
3. King, Jason-KSU.....	59
4. Asche, Cody-NU.....	56
5. House, Jacob-TAMU.....	52

Stolen Bases

1. Pinckard, Brooks-BU.....	36
2. Bratsen, Krey-TAMU.....	31
3. McGruder, Jamodrick-TTU.....	28
4. Martini, Nick-KSU.....	24
5. Tomlinson, Kelby.....	21

Total Bases

1. Naquin, Tyler-TAMU SO.....	147
2. Johnson, Zach-OSU.....	142
3. King, Jason-KSU.....	136
4. Asche, Cody-NU.....	133
5. Phillips, Dane-OSU.....	127

Walks

1. Weiss, Erich-UT.....	53
2. Barnes, Barrett-TTU.....	41
3. Tomlinson, Kelby-TTU.....	39
4. BROWN, BLAKE-MU	38
5. Martini, Nick-KSU JR.....	37

ERA

Taylor Jungmann - UT.....	1.60
Evan Marshall - KSU.....	1.62
John Stilson - TAMU.....	1.67
Michael Rocha - OU.....	1.75
Sam Stafford - UT.....	1.77
Michael Wacha - TAMU.....	2.29
Ross Stripling - TAMU.....	2.29
Dillon Overton - OU.....	2.30
Jordan John - OU.....	2.35
Hoby Milner - UT.....	2.45

Wins

1. Stripling, Ross-TAMU.....	14-2
2. Jungmann, Taylor-UT.....	13-3
3. Rocha, Michael-OU.....	10-3
Smith, Burch-OU.....	10-4
5. Neely, John-TTU.....	9-1
Wacha, Michael-TAMU.....	9-4
7. McCormick, Phil-MU.....	8-2
Niederklein, Tyler-NU.....	8-3
Overton, Dillon-OU.....	8-4
Green, Cole-UT.....	8-4

Innings Pitched

1. Jungmann, Taylor-UT.....	141.0
2. Wacha, Michael-TAMU.....	129.2
3. Stripling, Ross-TAMU.....	125.2
4. Rocha, Michael-OU.....	113.0
5. Green, Cole-UT.....	106.0

Strikeouts

1. Jungmann, Taylor-UT.....	126
2. Wacha, Michael-TAMU.....	123
3. Stripling, Ross-TAMU.....	113
4. Green, Cole-UT.....	104
5. Verrett, Logan-BU.....	96

Saves

1. Knebel, Corey-UT.....	19
2. Allen, James-KSU.....	17
3. McCormick, Phil-MU.....	8
Garner, Max-BU.....	8
Hauptman, Casey-NU.....	8
Hinojosa, Jaquin - TAMU.....	8

Appearances

1. Knebel, Corey-UT.....	38
2. Fleece, Nick-TAMU.....	36
MCCORMICK, PHIL-MU	36
4. Carrillo, Kendal-UT.....	35
5. Martin, Kyle-TAMU.....	33

Shutouts

1. Jungmann, Taylor-UT.....	3
2. Rocha, Michael-OU.....	1
Stripling, Ross-TAMU.....	1
Verrett, Logan-BU.....	1

Games Started

1. Green, Cole-UT.....	20
Wacha, Michael-TAMU.....	19
3. Jungmann, Taylor-UT.....	19
4. Stafford, Sam-UT.....	19
5. Propst, Brad-OSU.....	16

Opp. Batting Avg.

1. Jungmann, Taylor-UT.....	.165
2. Stafford, Sam-UT.....	.189
3. Milner, Hoby-UT.....	.201
4. Stripling, Ross-TAMU.....	.202
5. Marshall, Evan-KSU.....	.218

2011 BIG 12 CONFERENCE COACHES' ALL-BIG 12 CONFERENCE TEAM AND AWARDS

ALL-BIG 12 CONFERENCE FIRST TEAM

Cody Asche, Nebraska INF Jr.
 Garrett Buechele, Oklahoma INF Jr.
 Brandon Loy, Texas INF Jr.
 Max Muncy, Baylor INF So.
 Erich Weiss, Texas INF Fr.
 Tyler Ogle, Oklahoma C Jr.
 Barrett Barnes, Texas Tech OF So.
 Krey Bratsen, Texas A&M OF Fr.
 Tyler Naquin, Texas A&M* OF So.
 Dane Phillips, Oklahoma State DH So.
 David Paiz, Texas Tech UTL Fr.
 Brooks Pinckard, Baylor* UTL Jr.
 Taylor Jungmann, Texas* SP Jr.
 Michael Rocha, Oklahoma SP Sr.
 Ross Stripling, Texas A&M SP Jr.
 James Allen, Kansas State RP Jr.
 Corey Knebel, Texas RP Fr.

ALL-BIG 12 CONFERENCE SECOND TEAM

Zach Johnson, Oklahoma State INF Jr.
 Jason King, Kansas State INF Jr.
 Cameron Seitzer, Oklahoma INF Jr.
 Tant Shepherd, Texas INF Sr.
 Kelby Tomlinson, Texas Tech INF Jr.
 Jared Womack, Oklahoma State C Jr.
 Jared King, Kansas State OF Fr.
 Casey Johnson, Oklahoma OF Sr.
 Jimmy Waters, Kansas OF Sr.
Jonah Schmidt, Missouri DH Sr.
 Gabe Weidenaar, Oklahoma State UTL Jr.
 John Stilson, Texas A&M SP Jr.
 Logan Verrett, Baylor SP Jr.
 Michael Wacha, Texas A&M SP So.
 Casey Hauptman, Nebraska RP Sr.
 John Neely, Texas Tech RP Jr.

2011 BIG 12 CONFERENCE POSTSEASON AWARDS

Player of the Year Tyler Naquin, Texas A&M
 Pitcher of the Year Taylor Jungmann, Texas
 Freshman of the Year Erich Weiss, Texas
 Newcomer of the Year Zach Johnson, Oklahoma State
 Co-Coaches of the Year Augie Garrido, Texas/Rob Childress, Texas A&M

ALL-BIG 12 HONORABLE MENTION

Kansas: Casey Lytle, OF, Sr.; T.J. Walz, SP, Sr.
Kansas State: Nick Martini, OF, Jr.
Missouri: Blake Brown, OF, So.; Phil McCormick, RP, Sr.
Nebraska: Kash Kalkowski, OF, So.
Oklahoma: Evan Mistich, DH, Jr.; Dillon Overton, SP, Fr.; Burch Smith, SP, Jr.
Oklahoma State: Davis Duren, INF, Sr.; Mark Ginther, INF, Jr.; Chris Marlowe, RP, Jr.; Brad Propst, SP, Sr.; Devin Shines, OF, Jr.; Mike Strong, SP, Jr.
Texas: Cole Green, SP, Sr.; Paul Montalbano, OF, Sr.
Texas A&M: Kevin Gonzalez, C, Jr.; Jacob House, INF, Jr.; Kenny Jackson, INF, Sr.; Matt Juengel, DH, Jr.; Adam Smith, INF, Jr.
Texas Tech: Bo Altobelli, C, So.; Jamodrick McGruder, INF, So.; Reid Redman, INF, Jr.

ALL-FRESHMAN TEAM

Krey Bratsen, Texas A&M* OF
 Charlie Curl, Texas A&M INF
 Ka'iana Eldredge, Kansas INF
 Jacob Felts, Texas C
 Jordan John, Oklahoma LHP
 Jared King, Kansas State OF
 Corey Knebel, Texas* RHP
 Trey Masek, Texas Tech RHP
 Dillon Overton, Oklahoma LHP
 David Paiz, Texas Tech* UTL
 Mark Payton, Texas OF
 Erich Weiss, Texas* INF
Rob Zastryzny, Missouri LHP



Jonah Schmidt: Second Team All-Big 12



Blake Brown: Honorable Mention All-Big 12

HISTORY



TM



MIZZOU GAME RECORDS

INDIVIDUAL BATTING/FIELDING

Most At Bats: 8

Chip Hale, 5/8/1971 vs. Oklahoma State
John Marquardt, 5/8/1982 vs. Kansas State

Most Runs Scored: 6

Jay Hankins, 5/19/1956 vs. Nebraska
Bill Mondrella, 2/28/1991 vs. N. Iowa
Jacob Priday, 4/19/2008 vs. Texas

Most Hits: 6

Jay Hankins, 5/19/1956 vs. Nebraska
Jeff Terrell, 5/5/1995 vs. Iowa State

Most Doubles: 4

W.T. Hoover, 5/14/1999 vs. Bradley

Most Triples: 3

Ralph Hochgrebe, 5/11/1959 vs. Kansas State
Jim Estes, 4/28/1961 vs. Kansas State
J.R. Warner, 2/26/1999 vs. Notre Dame

Most Home Runs: 4

Jacob Priday, 4/19/2008 vs. Texas

Most Total Bases: 17

Jacob Priday, 4/19/2008 vs. Texas

Most Bases on Balls: 6

Bryan Seymour, 5/9/1997 vs. Arkansas State

Most Runs Batted In: 9

Jacob Priday, 4/19/2008 vs. Texas

Most Stolen Bases: 4

Dick Dickinson, 4/19/1954 vs. Sedalia
Paul Stehr, 5/19/1956 vs. Nebraska

Most Sacrifices: 3

Bob Price, 4/20/1963 vs. Colorado

Most Putouts: 21

Cody Ehlers, 3/23/2004 vs. Wake Forest

Most Assists: 10

Torre Tyson, 5/1/1996 vs. Oklahoma
Ryan Stegall, 5/5/2001 vs. E. Kentucky

INDIVIDUAL PITCHING

Most Strikeouts: 20

Jack Stroud, 4/19/1963, vs. Colorado

No-Hitters:

Norm Stewart, 4/13/1956, vs. Arkansas
Ernie Nevers-Don Miller-Ralph Schultz,
4/10/1957, vs. Washington (Mo.)
Larry Bohannon, 4/7/1962, vs. Iowa State
Dennis Musgraves, 4/25/1964, vs. Kansas State
Steve Shockey, 4/19/1977, vs. Saint Louis
Craig Fitzpatrick, 3/8/1980, vs. Purdue
Dave Spreckels-Bob Baker, 3/15/1981, vs. Iowa
Jim Maddock, 5/3/1981, vs. Nebraska
Max Scherzer-Michael Cole, 4/1/2005, vs.
Texas Tech

TEAM BATTING/FIELDING

Most At Bats: 62

5/8/1971 vs. Oklahoma State

Most Runs: 35

1902 vs. William Jewell

Most Hits: 26

2/25/2005 vs. Navy
4/19/2008 vs. Texas

Most Doubles: 10

3/28/1997 vs. Rockhurst

Most Triples: 6

4/11/1959 vs. Kansas State
3/15/1982 vs. South Dakota State
4/19/2003 vs. Baylor

Most Home Runs: 9

4/1/1998 vs. Nebraska

Most Total Bases: 52

4/19/2008 vs. Texas

Most Bases on Balls: 18

3/20/2005 vs. North Dakota State

Most Runs Batted In: 28

4/19/2008 vs. Texas

Most Stolen Bases: 10

5/19/1956 vs. Nebraska

Most Sacrifices: 5

3/31/1956 vs. Oklahoma State
4/17/1970 vs. Oklahoma State
4/19/2003 vs. Baylor

Most Errors: 8

4/17/1954 vs. Oklahoma State
5/12/1961 vs. Colorado
4/6/1962 vs. Iowa State

Most Putouts: 48

5/8/1971 vs. Oklahoma State

Most Assists: 23

5/8/1971 vs. Oklahoma State
3/21/1987 vs. Mississippi

Most Total Chances: 72

5/8/1971 vs. Oklahoma State

Longest Game: 16 innings

5/8/1971 vs. Oklahoma State

MIZZOU SEASON RECORDS

INDIVIDUAL PITCHING

Most Games Started: 18

Chris Robertson, 1994
Danny Hill, 2004
Nathan Culp, 2006
Aaron Crow, 2007

Most Complete Games: 11

Tom Heckman, 1981

Most Shutouts: 5

Keith Weber, 1964

INDIVIDUAL MISCELLANEOUS

Most Strikeouts: 75

Aaron Jaworowski, 1997

Most Bases on Balls: 61

Mike Rogers, 1987
Chopper Littrell, 1993

Most Times Hit-By-Pitch: 25

Brock Bond, 2007

Most Sacrifices: 10

Gary Arndt, 2006
J.C. Field, 2006

Most Errors: 29

Tom Ciomber, 1985

Most Putouts: 572

Aaron Jaworowski, 1996

Most Assists: 194

Gary Arndt, 2006

Most Total Chances: 559

Mark Adair, 1991

Longest Hitting Streak: 26 games

Grant Ingram, 1994
Shane Fairbanks, 1981

Highest Slugging %: .849

Dave Silvestri, 1988

Highest On-Base %: .610

Ray Uriarte, 1958

TEAM BATTING/FIELDING

Most At Bats: 2,180, 2005

Most Runs: 573, 1988

Most Hits: 659, 1996

Most Doubles: 144, 1996

Most Triples: 44, 1976

Most Home Runs: 110, 1998

Most Total Bases: 1,093, 1986

Most Stolen Bases: 94, 2011

Most Bases on Balls: 384, 1996

Most Strikeouts: 493, 2005

Highest Batting Average: .339, 1986

Highest Slugging %: .572, 1998

Highest On-Base%: .425, 1986

SEASON HITTING RECORDS

BATTING AVERAGE

1. Dan Reilly	.471	1960
2. Dan Rudanovich	.463	1965
3. Phil Bradley	.457	1981
4. Ralph Hochgrebe	.451	1959
5. Bob Robben	.440	1965
6. Dave Otto	.424	1985
7. Tommy Nunn	.409	1970
8. John Marquardt	.408	1983
9. Mike Rogers	.407	1986
10. Dave Silvestri	.406	1988

AT BATS

1. Tim Clark	252	1988
2. Aaron Jaworowski	249	1996
3. Derek Chambers	247	2005
4. Grant Ingram	246	1994
5. Zane Taylor	244	2006
6. Ryan Lollis	240	2009
Ryan Fry	240	1997
8. Ryan Fry	236	1996
9. Ryan Lollis	235	2007
10. Tom Ciombor	234	1987

HITS

1. Ryan Fry	92	1996
2. Jon Pittenger	91	1988
3. David Sanderson	89	1994
Dave Silvestri	89	1988
5. Grant Ingram	88	1994
Mike Rogers	88	1986
7. Dave Silvestri	86	1987
Joe Winkler	86	1991
9. Jayce Tingler	85	2003
10. Aaron Senne	84	2010
Cody Ehlers	84	2004
Marcus Adler	84	1986
Phil Bradley	84	1981

DOUBLES

1. Aaron Jaworowski	28	1996
2. Bill Mondrella	26	1992
3. Jon Pittenger	24	1988
4. Aaron Senne	22	2010
Ryan Stegall	22	2000
Jeff Terrell	22	1997
7. Aaron Wilson	21	1999
Ryan Fry	21	1996
9. Cody Ehlers	20	2004
Nick Rallo	20	1986
Greg Cypret	20	1977

TRIPLES

1. Cary Eades	10	1982
2. Scott Swift	9	1994
Frank Shellenback	9	1976
4. Tim Hawkins	8	1989
Dave Silvestri	8	1988
6. Mike Lally	7	1976
7. Six players, last by		
Brent Chamberlain	6	1994

HOMERUNS

1. Ryan Fry	27	1998
2. Griffin Moore	20	1998
3. Dave Silvestri	21	1988
4. Cody Ehlers	18	2004
Griffin Moore	18	1997
6. Mike Rogers	17	1986
7. Aaron Senne	16	2010
Jacob Priday	16	2008
Mike Rogers	16	1987
Marcus Adler	16	1986
Dave Otto	16	1985
12. Ryan Stegall	15	2001
Jake Epstein	15	1998
Chris Wyrick	15	1992

RUNS BATTED IN

1. Aaron Jaworowski	101	1996
2. Jon Pittenger	81	1988
3. Dave Silvestri	79	1988
4. Ryan Fry	78	1998
5. James Boone	72	2005
Griffin Moore	72	1997
7. Cody Ehlers	71	2004
Griffin Moore	71	1998
Marcus Adler	71	1986
10. Greg Folgia	70	2009
Ryan Fry	70	1996

RUNS SCORED

1. Dave Silvestri	89	1988
2. Matt Nivens	85	1996
3. Ryan Fry	83	1996
4. Ryan Fry	77	1998
Tim Clark	77	1988
Phil Bradley	77	1981
7. Jay White	74	1996
8. Matt Nivens	69	1997
9. Jayce Tingler	68	2003
10. Marcus Adler	67	1986

EXTRA-BASE HITS

1. Dave Silvestri	47	1988
2. Ryan Fry	45	1998
3. Aaron Jaworowski	43	1996
4. Cody Ehlers	39	2004
5. Aaron Senne	38	2010
6. Mike Rogers	36	1986
Bill Mondrella	36	1992
8. Griffin Moore	35	1997
9. Jon Pittenger	34	1988
10. Ryan Stegall	33	2000
Griffin Moore	33	1998
Mike Rallo	33	1998
Marcus Adler	33	1986

TOTAL BASES

1. Dave Silvestri	186	1988
2. Ryan Fry	179	1998
3. Griffin Moore	161	1998
4. Cody Ehlers	160	2004
5. Mike Rogers	159	1986
6. Aaron Senne	154	2010
Aaron Jaworowski	154	1996
8. Griffin Moore	153	1997
9. Marcus Adler	150	1986
10. Mike Rogers	146	1987

SLUGGING PERCENTAGE

1. Dave Silvestri	.849	1988
2. Ryan Fry	.844	1998
3. Bo Toft	.815	1958
4. Jerry Schoonmaker	.813	1954
5. Dave Otto	.782	1985
6. Bob Robben	.747	1965
7. Sonny Siebert	.746	1958
8. Dan Rudanovich	.743	1965
9. Griffin Moore	.739	1998
10. Mike Rogers	.736	1986

STOLEN BASES

1. Torre Tyson	37	1998
2. Jim English	29	1979
3. Tom Ciombor	21	1985
4. Jayce Tingler	20	2001
Torre Tyson	20	1997
Blake Brown	20	2011
7. Jayce Tingler	19	2003
Dave Silvestri	19	1988
9. Hunter Mense	17	2006
Tom Ciombor	17	1987
Gary Brown	17	1968
Ray Uriarte	17	1958

BASES ON BALLS

1. Chopper Littrell	61	1993
Mike Rogers	61	1987
3. Bryan Seymour	60	1997
Matt Nivens	60	1996
Jon Pittenger	60	1989
6. Dave Silvestri	58	1988
7. Phil Bradley	56	1981
8. Matt Nivens	55	1997
9. Gary Greene	54	1994
Chopper Littrell	54	1992

ON-BASE PERCENTAGE

1. Ray Uriarte	.610	1958
2. Phil Bradley	.582	1981
3. Mike Rogers	.540	1987
4. Dave Silvestri	.527	1988
5. Bob Musgrave	.526	1954
6. Jayce Tingler	.525	2003
7. John Marquardt	.506	1983
8. Dave Otto	.505	1985
9. Matt Nivens	.502	1996
10. Nick Rallo	.500	1986



Dave Silvestri (1986-88)



Cody Ehlers (2001-04)

SEASON PITCHING RECORDS

APPEARANCES

1.	Phil McCormick	36	2010
	Phil McCormick	36	2011
3.	Brad Buehler	35	2009
	Mark Alexander	35	2004
5.	Taylor Parker	34	2006
6.	Travis Wentle	32	2006
	Scott Black	32	1988
8.	Ryan Gargano	31	2009
9.	Phil McCormick	30	2009
	Steve Brewster	30	1996
11.	Andrew Johnston	29	2005
	Scott Black	29	1989
13.	Kelly Fick	28	2009
	Tyler Clark	28	2009
	Kyle Gibson	28	2007
	Taylor Parker	28	2005
	Taylor Parker	28	2004
	Mitch Kiler	28	2000
19.	Ryan Jamison	27	1997
20.	Tyler Clark	26	2010
	Ryan Clubb	26	2010
	Greg Folgias	26	2007
	Andy Shipman	26	2003
	Aaron Paterson	26	2002
	Travis Wendte	26	2002
	Scott Black	26	1990

INNINGS PITCHED

1.	Nathan Culp	124.1	2006
2.	Justin Stine	123.0	1997
3.	John Dettmer	120.0	1991
4.	Aaron Crow	117.2	2007
5.	Justin Stine	116.0	1999
6.	Chris Robertson	115.2	1994
7.	Danny Hill	114.0	2004
	Justin James	114.0	2003
9.	Aaron Crow	107.1	2008
10.	Kyle Gibson	106.2	2009
	Garrett Broshuis	106.2	2004

EARNED RUN AVERAGE

1.	Don Miller	0.46	1959
2.	Keith Weber	0.50	1963
3.	Dennis Musgraves	0.55	1964
4.	Keith Weber	0.61	1964
5.	Norm Stewart	0.62	1955

VICTORIES

1.	Aaron Crow	13	2008
2.	Kyle Gibson	11	2009
	Nathan Culp	11	2006
	Garrett Broshuis	11	2004
	Ron Mathis	11	1979
	Keith Weber	11	1964
7.	Tom Heckman	10	1987
	Tom Heckman	10	1980
	Tom Heckman	10	1979
10.	Kyle Gibson	9	2008
	Aaron Crow	9	2007
	Max Scherzer	9	2005
	Nathan Culp	9	2005
	Andy Shipman	9	2003
	Justin Stine	9	1999
	Jay Bell	9	1997
	Justin Stine	9	1997
	Jeremy Callier	9	1996
	Jason Meyhoff	9	1993
	John Dettmer	9	1991
	Rob Pietroburgo	9	1978
	Tom Bloemke	9	1977
	Barry Koenek	9	1974

STRIKEOUTS

1.	Kyle Gibson	131	2009
	Max Scherzer	131	2005
3.	Aaron Crow	127	2008
	John Dettmer	127	1991
5.	John Dettmer	123	1992
6.	Chris Robertson	116	1994
7.	Jason Meyhoff	114	1993
8.	Justin Stine	107	1999
9.	John Dettmer	99	1990
10.	Kyle Gibson	96	2008
11.	Danny Hill	94	2004




Aaron Crow holds the school record for wins in a season after recording 13 victories in 2008.

SAVES

1.	Ryan Stegall	12	2000
2.	Mark Alexander	10	2004
3.	Jeff Cornell	9	1978
4.	Brad Buehler	8	2009
	Bunky Moeller	8	1989
	Scott Black	8	1988
	Travis Wendte	8	2003
	Phil McCormick	8	2011
9.	Kyle Gibson	7	2007
	Scott Black	7	1990
	Mike Pfautsch	7	1979
12.	Scooter Hicks	6	2007
	Ryan Stegall	6	2001
	Justin Stine	6	1996



The 1964 Tiger starting pitching staff of Dennis Musgrave, Keith Weber, Jack Stroud and Jim Nelson set the NCAA record with a 0.65 ERA.



CAREER HITTING RECORDS

BATTING AVERAGE

1. Jack Davis	.399	1955-1957
2. Mike Rogers	.385	1984-1987
3. Bo Toft	.381	1957-1958
4. Dave Silvestri	.379	1986-1988
5. David Sanderson	.369	1992-1994
6. Dave Otto	.366	1983-1985
7. Dan Reilly	.365	1960-1962
8. Jim Lumpe	.364	1979-1982
9. Phil Bradley	.362	1979-1981
10. Joe Winkler	.358	1990-1991

AT-BATS

1. Jacob Priday	886	2005-2008
2. Aaron Senne	870	2007-2010
3. Ryan Lollis	803	2006-2009
4. Ryan Fry	786	1995-1998
5. Jayce Tingler	784	2000-2003
6. Tom Ciombor	777	1984-1987
7. Zane Taylor	768	2003-2006
8. Gary Arndt	734	2004-2007
9. Matt Nivens	726	1994-1997
10. Bill Mondrella	715	1989-1992

HITS

1. Aaron Senne	291	2007-2010
2. Jayce Tingler	274	2000-2003
3. Jacob Priday	269	2005-2008
4. Ryan Fry	265	1995-1998
5. Greg Cypret	253	1975-1978
6. Ryan Lollis	248	2006-2009
Dave Silvestri	248	1986-1988
8. Tom Ciombor	241	1984-1987
9. Shane Fairbanks	238	1980-1983
Zane Taylor	238	2003-2006

DOUBLES

1. Aaron Senne	69	2007-2010
2. Ryan Fry	56	1995-1998
3. Jacob Priday	55	2005-2008
4. Cody Ehlers	53	2001-2004
5. Ryan Lollis	51	2006-2009
Jay White	51	1993-1996
7. Shane Fairbanks	49	1980-1983
8. Jon Pittenger	48	1986-1989
9. Ryan Stegall	47	1999-2001
10. Aaron Jaworowski	46	1995-1997

TRIPLES

1. Scott Swift	18	1991-1994
Dave Silvestri	18	1986-1988
3. Mike Lally	14	1975-1978
4. Phil Bradley	13	1979-1981
Scott Collins	13	1979-1981
6. Tim Hawkins	11	1988-1989
Cary Eades	11	1980-1983
Mark Maurer	11	1978-1981
Tom Ellis	11	1972-1975
10. James Boone	10	2003-2005
Torre Tyson	10	1995-1998

HOME RUNS

1. Jacob Priday	49	2005-2008
2. Mike Rogers	45	1984-1987
3. Aaron Senne	42	2007-2010
Ryan Fry	42	1995-1998
5. Griffin Moore	38	1997-1998
6. Cody Ehlers	37	2001-2004
7. Ryan Stegall	35	1999-2001
Dave Silvestri	35	1986-1988
9. Chris Wyrick	32	1990-1993
10. Tom Ciombor	29	1984-1987

RUNS BATTED IN

1. Jacob Priday	240	2005-2008
2. Ryan Fry	222	1995-1998
3. Aaron Senne	212	2007-2010
4. Cody Ehlers	190	2001-2004
5. Aaron Jaworowski	183	1995-1997
6. Greg Cypret	181	1975-1978
7. Jon Pittenger	171	1986-1989
Mike Rogers	171	1984-1987
9. Dave Silvestri	167	1986-1988
10. Ryan Lollis	154	2006-2009

RUNS SCORED

1. Jayce Tingler	226	2000-2003
2. Ryan Fry	223	1995-1998
3. Matt Nivens	211	1994-1997
4. Tom Ciombor	210	1984-1987
5. Dave Silvestri	206	1986-1988
6. Aaron Senne	191	2007-2010
7. Jacob Priday	187	2005-2008
8. Jon Pittenger	178	1986-1989
9. Jay White	170	1993-1996
10. Torre Tyson	168	1995-1998

EXTRA-BASE HITS

1. Aaron Senne	114	2007-2010
2. Jacob Priday	112	2005-2008
3. Ryan Fry	106	1995-1998
4. Dave Silvestri	96	1986-1988
5. Cody Ehlers	94	2001-2004
6. Ryan Stegall	91	1999-2001
7. Mike Rogers	89	1984-1987
8. Jay White	79	1993-1996
9. Aaron Jaworowski	77	1995-1997
10. Chris Wyrick	74	1990-1993

TOTAL BASES

1. Aaron Senne	492	2007-2010
2. Jacob Priday	487	2005-2007
3. Ryan Fry	463	1995-1998
4. Dave Silvestri	432	1986-1988
5. Mike Rogers	410	1984-1987
6. Tom Ciombor	374	1984-1987
7. Ryan Stegall	373	1999-2001
8. Greg Cypret	365	1975-1978
9. Jay White	345	1993-1996
10. Matt Nivens	343	1994-1997

SLUGGING PERCENTAGE

1. Mike Rogers	.695	1984-1987
2. Dave Silvestri	.660	1986-1988
3. Mark Thiel	.595	1974-1976
4. Ryan Fry	.589	1995-1998
5. Ryan Stegall	.577	1999-2001
6. Aaron Senne	.566	2007-2010
7. Tim Hawkins	.562	1988-1989
8. Darnel Hawkins	.557	1989-1990
9. Marcus Adler	.556	1983-1986
10. Jacob Priday	.550	2005-2008

STOLEN BASES

1. Torre Tyson	79	1995-1998
2. Jayce Tingler	66	2000-2003
3. Tom Ciombor	63	1984-1987
Jim English	63	1976-1979
5. Dave Silvestri	47	1986-1988
6. Ryan Lollis	39	2006-2009
7. Dick Dickinson	33	1952-1954
8. Phil Bradley	32	1979-1981
9. Al Hightower	30	1976-1979
10. Hunter Mense	29	2004-2006
Matt Nivens	29	1994-1997

BASES ON BALLS

1. Jayce Tingler	168	2000-2003
2. Matt Nivens	164	1994-1997
3. Jon Pittenger	154	1986-1989
4. Aaron Senne	151	2007-2010
5. Torre Tyson	140	1995-1998
6. Phil Bradley	134	1979-1981
7. Jay White	133	1993-1996
8. Bryan Seymour	131	1994-1997
9. Mike Rogers	122	1984-1987
Curt Brown	122	1974-1978

ON-BASE PERCENTAGE

1. Chopper Littrell	.507	1992-1993
2. Phil Bradley	.499	1979-1981
3. Mike Rogers	.490	1984-1987
4. Jayce Tingler	.482	2000-2003
5. Dave Silvestri	.465	1986-1988
6. Joe Winkler	.462	1990-1991
7. Jon Pittenger	.456	1986-1989
8. Nick Rallo	.454	1983-1986
9. Brock Bond	.453	2006-2007
10. Brent Chamberlain	.450	1994-1995
Darnel Hawkins	.450	1989-1990

CAREER PITCHING RECORDS

PITCHING APPEARANCES

1.	Taylor Parker	108	2003-2006
	Scott Black	108	1987-1990
3.	Phil McCormick	106	2008-2011
4.	Bunky Moeller	81	1988-1991
5.	Travis Wendte	80	2002-2006
6.	Justin Stine	78	1996-1999
7.	Logan Dale	74	1998-2001
8.	Scooter Hicks	72	2007-2009
9.	Ryan Jamison	71	1997-1999
10.	Phil McCormick	70	2008-2010

VICTORIES

1.	Tom Heckman	36	1978-1981
2.	Kyle Gibson	28	2007-2009
	Justin Stine	28	1996-1999
4.	Norm Wagner	27	1931-1933
5.	Kurt Moody	25	1979-1982
	Rob Pietroburgo	25	1975-1978
7.	Mike Munro	24	1989-1992
8.	Aaron Crow	23	2006-2008
	Jeremy Callier	23	1995-1998
	John Dettmer	23	1989-1992
	Ron Mathis	23	1977-1980

INNINGS PITCHED

1.	Justin Stine	376.0	1996-1999
2.	John Dettmer	332.0	1989-1992
3.	Tom Heckman	323.2	1978-1981
4.	Jeremy Callier	309.2	1995-1998
5.	Chuck Fletcher	303.1	1988-1991
6.	Aaron Crow	302.2	2006-2008
7.	Chris Robertson	300.0	1991-1994
8.	Nathan Culp	292.0	2004-2006
9.	Mike Munro	290.1	1989-1992
10.	Kurt Moody	272.1	1979-1982

STRIKEOUTS

1.	John Dettmer	374	1989-1992
2.	Kyle Gibson	204	2007-2009
3.	Justin Stine	302	1996-1999
4.	Aaron Crow	277	2006-2008
5.	Chris Robertson	257	1991-1994
6.	Max Scherzer	232	2004-2006
7.	Logan Dale	230	1998-2001
8.	Rob Pietroburgo	228	1975-1978
9.	Jack Stroud	227	1963-1965
10.	Jeremy Callier	223	1995-1998

EARNED RUN AVERAGE

1.	Keith Weber	0.56	1962-1964
2.	Don Miller	1.08	1957-1959
3.	Ed Cook	1.77	1954-1956
4.	Larry Bohannon	1.87	1961-1963

SAVES

1.	Scott Black	19	1987-1990
2.	Ryan Stegall	18	1999-2001
3.	Travis Wendte	16	2002-2006
4.	Scooter Hicks	14	2007-2009
	Jeff Cornell	14	1976-1978
6.	Taylor Parker	12	2004-2006
	Mike Pfautsch	11	1978-1980
8.	Mark Alexander	10	2002-2004
	Ryan Jamison	10	1997-1999
	Bunky Moeller	10	1988-1991
11.	Brad Buehler	9	2008-2010
	Kyle Gibson	9	2007-2009
	Brent Schnieders	9	1989-1992



John Dettmer (1989-92)



Max Scherzer (2004-06)



Justin Stine (1996-99)

YEAR-BY-YEAR LEADERS

Bold indicates all-time MU best

BATTING AVERAGE

2011	Jonah Schmidt	.317
2010	Aaron Senne	.400
2009	Kyle Mach	.335
2008	Aaron Senne	.347
2007	Evan Frey	.348
2006	Brock Bond	.338
2005	James Boone	.340
2004	Cody Ehlers	.364
2003	Jayce Tingler	.395
2002	W.T. Hoover	.376
2001	Jayce Tingler	.304
	Lee Laskowski	.304
2000	Landon Brandes	.372
1999	Aaron Wilson	.373
1998	Ryan Fry	.377
1997	Griffin Moore	.348
1996	Ryan Fry	.387
1995	Brian Jorgensen	.330
1994	David Sanderson	.390
1993	Steve Ball	.375
1992	Chris Wyrick	.348
1991	Joe Winkler	.387
1990	Darnel Hawkins	.368
1989	Tim Hawkins	.372
1988	Dave Silvestri	.406
1987	Mike Rogers	.400
1986	Mike Rogers	.407
1985	Dave Otto	.424
1984	Rich Weisner	.330
1983	John Marquardt	.408
1982	Jim Lumpe	.373
1981	Phil Bradley	.457
1980	Lindy Duncan	.365
1979	Tim Laudner	.378
1978	Curt Brown	.371
1977	John Kruse	.349
1976	Jim Leavitt	.386
1975	Greg Cypret	.390
1974	Tom Ellis	.364
1973	Charles Young	.327
1972	Jack Bastable	.339
1971	Jack Bastable	.325
1970	Tommy Nunn	.409
1969	Steve Patchin	.391
1968	Bob McDaniel	.324
1967	Gary Lear	.370
1966	Jim Loving	.346
1965	Dan Rudanovich	.463
1964	Jim Sevcik	.341
1963	Gary Woods	.352
1962	Dan Reilly	.364
1961	Mike Hunter	.343
1960	Dan Reilly	.471


AT BATS

2011	Conner Mach	228
2010	Brett Nicholas	211
2009	Ryan Lollis	240
2008	Greg Folgias	225
2007	Ryan Lollis	235
2006	Zane Taylor	244
2005	Derek Chambers	247
2004	Cody Ehlers	231
2003	Cody Ehlers	228
2002	Jayce Tingler	214
2001	Ryan Stegall	214
2000	J.R. Warner	231
1999	Jake Epstein	213
1998	Torre Tyson	226
1997	Ryan Fry	240
1996	Aaron Jaworowski	249
1995	Jay White	185
1994	Grant Ingram	246

1993	Scott Swift	204
1992	Bill Mondrella	226
1991	Joe Winkler	222
1990	Joe Winkler	203
1989	Tim Hawkins	223
	Greg King	223
1988	Tim Clark	252
1987	Tom Ciombor	234
1986	Marcus Adler	218
1985	Tom Ciombor	228
1984	Russ Perkins	166
1983	Shane Fairbanks	137
1982	John Marquardt	216
1981	Scott Collins	220
1980	Lindy Duncan	211
1979	Jim English	185
1978	Greg Cypret	175
1977	Greg Cypret	174
1976	Greg Cypret	230
1975	Jeff Haferkamp	135
1974	Tom Ellis	143
1973	Mark Wendel	108
1972	Ron Dieckmann	116
1971	Jack Bastable	117
1970	Neil Sloman	94
1969	Kurt Boenker	95
1968	Del Bunk	96
1967	Del Bunk	109
1966	Bob Robben	78
1965	Bob Robben	91
1964	Jim Sevcik	126
1963	Bob Price	120
	Carroll McDannold	120
1962	Dan Reilly	99
1961	Ron Cox	86
1960	Ron Cox	86

HITS

2011	Jonah Schmidt	69
2010	Aaron Senne	84
2009	Kyle Mach	75
2008	Ryan Lollis	77
2007	Evan Frey	78
2006	Zane Taylor	79
2005	Derek Chambers	79
2004	Cody Ehlers	84
2003	Jayce Tingler	85
2002	Jody Roughton	74
	Jayce Tingler	74
2001	Ryan Stegall	64
2000	Ryan Stegall	79
1999	Aaron Wilson	79
1998	Griffin Moore	82
1997	Griffin Moore	80
1996	Ryan Fry	92
1995	Tom Buchman	55
	Jay White	55
1994	David Sanderson	89
1993	Chopper Littrell	67
1992	Bill Mondrella	78
1991	Joe Winkler	86
1990	Darnel Hawkins	70
1989	Tim Hawkins	83
1988	Jon Pittenger	91
1987	Dave Silvestri	86
1986	Mike Rogers	88
1985	Tom Ciombor	80
1984	Russ Perkins	53
1983	John Marquardt	53
1982	Shane Fairbanks	72
	John Marquardt	72
1981	Phil Bradley	84
1980	Lindy Duncan	77
1979	Tim Laudner	65
1978	Greg Cypret	64



Ryan Stegall (1999-2001)

1977	Greg Cypret	64
1976	Greg Cypret	79
1975	Greg Cypret	46
1974	Tom Ellis	52
1973	Charles Young	33
1972	Jack Bastable	39
1971	Jack Bastable	38
1970	Neil Sloman	30
1969	Steve Patchin	34
1968	Gary Brown	25
1967	Ray Thorpe	35
	Gene Stephenson	35
1966	Barry Lubeck	20
	Bob Robben	20
1965	Bob Robben	64
1964	Jim Sevcik	43
1963	Dave Harvey	42
1962	Dan Reilly	36
1961	Gene Orf	28
1960	Ron Cox	35

DOUBLES

2011	Jonah Schmidt	17
2010	Aaron Senne	22
2009	Ryan Lollis	17
2008	Greg Folgias	16
2007	Aaron Senne	17
2006	Hunter Mense	14
2005	Hunter Mense	17
2004	Cody Ehlers	20
2003	Cody Ehlers	15
2002	Jody Roughton	18
2001	Ryan Stegall	14
	Jon Williams	14
2000	Ryan Stegall	22
1999	Aaron Wilson	21
1998	Ryan Fry	18
	Mike Rallo	18
1997	Jeff Terrell	22
1996	Aaron Jaworowski	28
1995	Jay White	15

1994	David Sanderson	19
1993	Chopper Littrell	16
1992	Bill Mondrella	26
1991	Lee Rodriguez	14
1990	Joe Winkler	14
1989	Tim Hawkins	16
1988	Jon Pittenger	24
1987	Mike Rogers	14
1986	Nick Rallo	20
1985	Russ Perkins	17
	Marcus Adler	17
1984	Russ Perkins	14
1983	John Marquardt	16
1982	Shane Fairbanks	18
1981	Phil Bradley	17
1980	Mark Maurer	13
1979	Tim Laudner	19
1978	Curt Brown	15
1977	Greg Cypret	20
1976	Jim Leavitt	14
	Mark Thiel	14
1975	Jeff Haferkamp	10
1974	Doug Albercht	8
1973	Bob Dundee	8
1972	Terry Cole	7
1971	Jack Bastable	7
1970	Tommy Nunn	7
1969	Kurt Boenker	7
1968	Del Bunk	6
1967	Gene Stephenson	9
1966	Barry Lubeck	4
	Gene Stephenson	4
1965	Mike Strobe	7
1964	Dave Harvey	9
1963	Dave Harvey	11
1962	George Hulett	7
1961	Ron Cox	8
1960	Ron Cox	7



TRIPLES

2011 Eric Garcia.....	3
Blake Brown.....	3
2010 Michael Liberto.....	3
2009 Ryan Lollis.....	5
2008 Greg Folgja.....	4
2007 Evan Frey.....	5
2006 Hunter Mense.....	4
Trevor Helms.....	4
2005 James Boone.....	5
2004 James Boone.....	4
2003 Ian Kinsler.....	4
2002 Jayce Tingler.....	4
2001 Wes Fewell.....	3
Ryan Stegall.....	3
2000 Ryan Stegall.....	3
Nick Wilfong.....	3
1999 J.R. Warner.....	3
Ryan Stegall.....	3
1998 Griffin Moore.....	3
Torre Tyson.....	3
1997 Torre Tyson.....	5
1996 Jay White.....	4
1995 Jeff Terrell.....	3
Rob Fullerton.....	3
1994 Scott Swift.....	9
1993 Scott Swift.....	4
1992 Chopper Littrell.....	6
1991 Chris Wyrick.....	4
1990 Darnel Hawkins.....	6
1989 Tim Hawkins.....	8
1988 Dave Silvestri.....	8
1987 Jon Pittenger.....	5
1986 Dave Silvestri.....	6
1985 Marcus Adler.....	4
1984 Tom Ciombor.....	2
Russ Perkins.....	2
1983 Fred Amba.....	3
1982 Cary Eades.....	10
1981 Phil Bradley.....	5
Scott Collins.....	5
1980 Three with.....	5
1979 Phil Bradley.....	5
1978 Tim Laudner.....	4
1977 Curt Brown.....	5
1976 Frank Shellenback.....	9
1975 Tom Ellis.....	4
1974 Tom Ellis.....	6
1973 Roger Dickhans.....	2
1972 Ron Dieckmann.....	3
Doug Albrecht.....	3
1971 Jack Bastable.....	3
1970 Neil Sloman.....	2
1969 Four with.....	1
1968 Jim Loving.....	2
1967 Ray Thorpe.....	4
Gene Stephenson.....	4
1966 Three with.....	1
1965 Bob Robben.....	5
1964 Jim Sevcik.....	4
1963 Gary Woods.....	3
1962 Gene McArtor.....	4
1961 Jim Estes.....	5
1960 Gene Orf.....	4
Dan Reilly.....	4

HOMERUNS

2011 Blake Brown.....	7
2010 Aaron Senne.....	16
2009 Greg Folgja.....	12
2008 Jacob Priday.....	16
2007 Jacob Priday.....	13
2006 Jacob Priday.....	11
2005 Jacob Priday.....	9
2004 Cody Ehlers.....	18
2003 Cody Ehlers.....	9
Ryan Rallo.....	9
2002 Mick Weiss.....	10
2001 Ryan Stegall.....	15

2000 Landon Brandes.....	11
1999 Ryan Stegall.....	12
1998 Ryan Fry.....	27
1997 Griffin Moore.....	18
1996 Aaron Jaworowski.....	14
1995 Bryan Seymour.....	10
1994 Steve Ball.....	8
1993 Steve Ball.....	7
1992 Chris Wyrick.....	15
1991 Chris Wyrick.....	9
1990 Darnel Hawkins.....	11
1989 Greg King.....	8
1988 Dave Silvestri.....	21
1987 Mike Rogers.....	16
1986 Mike Rogers.....	17
1985 Dave Otto.....	16
1984 Nick Rallo.....	5
1983 Bill Hance.....	11
1982 Fred Amba.....	7
1981 Phil Bradley.....	4
1980 Lindy Duncan.....	4
Ric Hereth.....	4
1979 Tim Laudner.....	7
Jim English.....	7
1978 Greg Cypret.....	6
1977 Mike Lally.....	7
1976 Mark Thiel.....	11
1975 Tom Ellis.....	4
1974 Mark Thiel.....	10
1973 Charles Young.....	5
1972 Tom McDermott.....	7
1971 Jack Bastable.....	5
1970 Neil Sloman.....	3
1969 Steve Patchin.....	5
1968 Three with.....	3
1967 Ray Thorpe.....	2
1966 Bob Robben.....	3
1965 Dan Rudanovich.....	5
Ray Thorpe.....	5
1964 Three with.....	3
1963 Carroll McDannold.....	4
1962 Four with.....	4
1961 Mike Hunter.....	4
1960 Ron Cox.....	7

RUNS BATTED IN

2011 Jonah Schmidt.....	38
2010 Brett Nicholas.....	64
2009 Greg Folgja.....	70
2008 Aaron Senne.....	67
2007 Jacob Priday.....	59
2006 Jacob Priday.....	49
2005 James Boone.....	72
2004 Cody Ehlers.....	71
2003 Cody Ehlers.....	58
2002 Jody Roughton.....	60
2001 Ryan Stegall.....	46
2000 Ryan Stegall.....	57
1999 Aaron Wilson.....	55
1998 Ryan Fry.....	78
1997 Griffin Moore.....	72
1996 Aaron Jaworowski.....	101
1995 Bryan Seymour.....	44
1994 Grant Ingram.....	58
1993 Gary Greene.....	37
1992 Rodney Weary.....	59
1991 John Hay.....	48
1990 Darnel Hawkins.....	54
1989 Tim Hawkins.....	59
1988 Jon Pittenger.....	81
1987 Mike Rogers.....	69
1986 Marcus Adler.....	71
1985 Dave Otto.....	62
1984 Russ Perkins.....	36
1983 Bill Hance.....	43
1982 Bill Hance.....	43
1981 Shane Fairbanks.....	50
1980 Lindy Duncan.....	49
1979 Tim Laudner.....	54

1978 Greg Cypret.....	43
1977 Greg Cypret.....	46
1976 Jim Leavitt.....	67
1975 Greg Cypret.....	25
Terry Hayes.....	25
1974 Tom Ellis.....	38
1973 Charles Young.....	15
Terry Cole.....	15
1972 Jack Bastable.....	21
1971 Jack Bastable.....	18
1970 Tommy Nunn.....	14
1969 Steve Patchin.....	20
1968 Jim Loving.....	15
1967 Del Blunk.....	17
1966 Bob Robben.....	12
1965 Bob Robben.....	25
1964 Jim Sevcik.....	23
1963 Gene McArtor.....	22
Jim Sevcik.....	22
1962 Gene McArtor.....	31
1961 Mike Hunter.....	22
1960 Ron Cox.....	36

RUNS SCORED

2011 Jonah Schmidt.....	34
2010 Aaron Senne.....	61
2009 Greg Folgja.....	58
2008 Greg Folgja.....	63
2007 Evan Frey.....	65
2006 Zane Taylor.....	47
2005 Derek Chambers.....	63
2004 Cody Ehlers.....	55
2003 Jayce Tingler.....	68
2002 Jayce Tingler.....	65
2001 Jayce Tingler.....	47
2000 J.R. Warner.....	56
1999 Ryan Stegall.....	54
1998 Ryan Fry.....	77
1997 Matt Nivens.....	69
1996 Matt Nivens.....	85
1995 Jay White.....	43
1994 Scott Swift.....	62
1993 Chopper Littrell.....	50
1992 Chopper Littrell.....	59
1991 Joe Winkler.....	61
1990 Darnel Hawkins.....	50
1989 Jon Pittenger.....	55
1988 Dave Silvestri.....	89
1987 Tom Ciombor.....	63
1986 Marcus Adler.....	67
1985 Tom Ciombor.....	64
1984 Nick Rallo.....	34
1983 John Marquardt.....	47
1982 Shane Fairbanks.....	53
1981 Phil Bradley.....	77
1980 Phil Bradley.....	52
1979 Jim English.....	61
1978 Al Hightower.....	37
1977 Greg Cypret.....	52
1976 John Kruse.....	54
1975 Jeff Haferkamp.....	33
1974 Tom Ellis.....	38
1973 Charles Young.....	16
Bob Dundee.....	16
1972 Jack Bastable.....	24
1971 Jack Bastable.....	26
1970 Steve Patchin.....	15
1969 Steve Patchin.....	20
1968 Gary Brown.....	19
1967 Gene Stephenson.....	30
1966 Bob Robben.....	13
1965 Dan Rudanovich.....	29
1964 Dave Harvey.....	29
1963 Gary Woods.....	27
Carroll McDannold.....	27
1962 George Hulett.....	31
1961 Gene Orf.....	19
1960 Ron Cox.....	29

WALKS

2011 Blake Brown.....	38
2010 Aaron Senne.....	39
2009 Aaron Senne.....	46
2008 Greg Folgja.....	47
2007 Evan Frey.....	39
Brock Bond.....	39
2006 Zane Taylor.....	33
2005 John McKee.....	53
2004 Cody Ehlers.....	48
2003 Jayce Tingler.....	48
2002 Cody Ehlers.....	35
2001 Jayce Tingler.....	43
2000 Jayce Tingler.....	44
1999 W.T. Hoover.....	38
1998 Torre Tyson.....	39
1997 Bryan Seymour.....	60
1996 Matt Nivens.....	60
1995 Matt Nivens.....	30
1994 Gary Greene.....	54
1993 Chopper Littrell.....	61
1992 Chopper Littrell.....	54
1991 Joe Winkler.....	47
1990 Greg King.....	38
1989 Jon Pittenger.....	60
1988 Dave Silvestri.....	58
1987 Mike Rogers.....	61
1986 Nick Rallo.....	43
1985 Nick Rallo.....	38
1984 Paul Martin.....	24
1983 Bill Hance.....	27
John Marquardt.....	27
1982 Bill Hance.....	38
1981 Phil Bradley.....	55
1980 Phil Bradley.....	50
1979 Tim Laudner.....	40
1978 Curt Brown.....	31
1977 Curt Brown.....	41
1976 John Kruse.....	49
1975 Tom Ellis.....	23
1974 Mark Thiel.....	30
1973 Bob Dundee.....	27
1972 Bob Dundee.....	11
1971 Steve Patchin.....	21
1970 Steve Patchin.....	15
1969 Kurt Boenker.....	12
1968 Gary Brown.....	19
1967 Ray Thorpe.....	15
Gene Stephenson.....	15
Bob Robben.....	15
1965 Ron Cummins.....	13
1964 Dave Harvey.....	23
1963 Dave Harvey.....	17
1962 Dave Harvey.....	17
1961 Gene Orf.....	12
1960 John Scrowcroft.....	13

STOLEN BASES

2011 Blake Brown.....	20
2010 Michael Liberto.....	6
Dane Opel.....	6
2009 Ryan Lollis.....	15
2008 Kurt Calvert.....	10
2007 Ryan Lollis.....	14
2006 Hunter Mense.....	17
2005 James Boone.....	14
2004 Trevor Helms.....	9
2003 Jayce Tingler.....	19
2002 Jayce Tingler.....	13
2001 Jayce Tingler.....	20
2000 Jayce Tingler.....	14
1999 Mike Ketelsen.....	8
1998 Torre Tyson.....	37
1997 Torre Tyson.....	20
1996 Jeff Terrell.....	10
1995 Torre Tyson.....	13
1994 Scott Swift.....	15

1993	Steve Ball	12
1992	Chris Wyrick	10
1991	Phil Neff	11
1990	Greg King	8
1989	Greg King	12
	Jon Pittenger	12
1988	Dave Silvestri	17
1987	Tom Ciombor	17
1986	Dave Silvestri	19
1985	Tom Ciombor	21
1984	Paul Martin	13
1983	John Marquardt	7
1982	John Marquardt	12
1981	Phil Bradley	10
1980	Phil Bradley	15
1979	Jim English	29
1978	Jim English	16
1977	Jim English	15
1976	Jeff Haferkamp	9
1975	Nick Leon	9
1974	Mark Wendel	7
	Jeff Haferkamp	7
1973	Mark Wendel	4
1972	Jack Bastable	6
1971	Three with	4
1970	Neil Sloman	3
1969	Paul Frisch	7
1968	Gary Brown	17
1967	Ray Thorpe	15
1966	Ray Thorpe	5
1965	Ray Thorpe	7
	Bob Robben	7
1964	Bob Price	7
1963	Gary Woods	7
1962	Dan Reilly	5
1961	Jim Estes	2
	Dan Reilly	2
1960	Gary Starr	4

APPEARANCES

2011	Phil McCormick	36
2010	Phil McCormick	36
2009	Brad Buehler	35
2008	Scooter Hicks	24
2007	Kyle Gibson	28
2006	Taylor Parker	34
2005	Andrew Johnston	29
2004	Mark Alexander	35
2003	Andy Shipman	26
2002	Aaron Paterson	26
	Travis Wendte	26
2001	Pete Sansone	22
2000	Mitch Kiler	28
1999	Ryan Jamison	25
1998	Chris George	24
1997	Ryan Jamison	27
1996	Steve Brewster	30
1995	Chris Giuliani	22
1994	Ray Yaeger	25
1993	Keith Massa	25
1992	John Chambliss	25
1991	Brian Conaty	21
1990	Scott Black	26
1989	Scott Black	29
1988	Scott Black	32
1987	Scott Black	21
1986	Mike Parker	21
	Todd Richmond	21
1985	Todd Richmond	24
1984	Bob Faron	17
1983	Dave Otto	13
1982	Dave Biscan	15
1981	Bob Baker	15
1980	Ron Mathis	14
1979	Ron Mathis	15
	Mike Pfausch	15
1978	Jeff Cornell	21
1977	Tom Bloemke	14
1976	Three with	17

1975	Mike Moffo	18
1974	Rod Denman	14
1973	Barry Koeneke	12
1972	Ben Tensing	11
1971	Terry Periman	10
1970	Bill Todd	8
1969	Bob Sheetz	10
1968	Jerald Hurt	10
1967	Bob Carpenter	11
1966	Bob Carpenter	10
1965	Jack Stroud	12
1964	Keith Weber	13
1963	Rich Peterson	11
1962	James Card	12
1961	Bobby Jenkins	9
1960	Dave Koch	12

GAMES STARTED

2011	Matt Stites	15
	Rob Zastryzny	15
2010	Nick Tepesch	15
2009	Kyle Gibson	15
	Ian Berger	15
2008	Aaron Crow	15
2007	Aaron Crow	18
2006	Nathan Culp	18
2005	Max Scherzer	16
	Nathan Culp	16
2004	Danny Hill	18
2003	Justin James	17
2002	Justin James	12
2001	Matt Hobbs	14
2000	Pete Sansone	14
1999	Justin Stine	16
1998	Jeremy Callier	14
1997	Justin Stine	17
1996	Jeremy Callier	16
1995	Jeremy Callier	13
1994	Chris Robertson	18
1993	Jason Meyhoff	16
1992	John Dettmer	14
1991	John Dettmer	15
1990	Four with	11
1989	Mike Potthoff	14
1988	Mike Potthoff	14
1987	Larry Pierson	14
	Tony Russo	14
1986	Bob Faron	14
1985	Dave Otto	14
	Paul James	14
1984	Tim Danze	12
1983	Dave Otto	12
1982	Kurt Moody	12
	Jim Maddock	12
1981	Three with	13
1980	Tom Heckman	13
1979	Tom Heckman	13
	Ron Mathis	13
1978	Rob Pietroburgo	12
1977	Rob Pietroburgo	11
	Tom Bloemke	11
1976	Rob Pietroburgo	12
1975	Rod Denman	8
1974	Barry Koeneke	10
	Jim Thomas	10
1973	Barry Koeneke	9
1972	Ben Tensing	10
1971	Terry Periman	10
1970	Bill Todd	8
1969	Tom Lundgren	8
1968	Rich Henninger	8
1967	Jerald Hurt	9
1966	Orville Hollrah	8
1965	Jack Stroud	7
1964	Keith Weber	13
1963	Rich Peterson	10
	Larry Bohannon	10
1962	Larry Bohannon	9
	Bobby Jenkins	9

1961	Larry Bohannon	8
1960	Four with	4

COMPLETE GAMES

2011	Matt Stites	1
2010	Nick Tepesch	2
2009	Kyle Gibson	5
2008	Aaron Crow	4
2007	Aaron Crow	2
	Rick Zagone	2
2006	Nathan Culp	2
2005	Max Scherzer	1
	Nathan Culp	1
2004	Garrett Broshuis	2
2003	Justin James	1
	Andy Shipman	1
2002	Justin James	1
	Abel Newton	1
2001	Drew Endicott	3
2000	Jon Harris	1
1999	Justin Stine	6
1998	Justin Stine	2
1997	Justin Stine	6
1996	Jeremy Callier	3
1995	Jeremy Callier	3
1994	Chris Robertson	4
1993	Jason Meyhoff	2
1992	John Dettmer	3
1991	John Dettmer	7
1990	John Dettmer	5
1989	Mike Potthoff	3
1988	Mike Potthoff	5
1987	Larry Pierson	7
1986	Larry Pierson	5
1985	Dave Otto	6
1984	Dave Biscan	6
1983	Dave Otto	7
1982	Jim Maddock	9
1981	Tom Heckman	11
1980	Ron Mathis	9
	Kurt Moody	9
1979	Ron Mathis	10
1978	Rob Pietroburgo	8
1977	Tom Bloemke	7
1976	Rob Pietroburgo	6
1975	Rod Denman	5
1974	Barry Koeneke	9
1973	Ben Tensing	6
1972	Ben Tensing	7
1971	Bill Todd	8
1970	Bill Todd	7
1969	Bob Sheetz	4
1968	Rich Henninger	4
1967	Jerald Hurt	2
	Mike McFarland	2
1966	Mike McFarland	4
1965	Jack Stroud	3

1964	Keith Weber	9
	Jim Nelson	9
1963	Rich Peterson	8
1962	Larry Bohannon	6
	Bobby Jenkins	6
1961	Larry Bohannon	3
	Bobby Jenkins	3
1960	Three with	1

VICTORIES

2011	Phil McCormick	8
2010	Nick Tepesch	6
	Phil McCormick	6
2009	Kyle Gibson	11
2008	Aaron Crow	13
2007	Aaron Crow	9
2006	Nathan Culp	11
2005	Max Scherzer	9
	Nathan Culp	9
2004	Garrett Broshuis	11
2003	Andy Shipman	9
2002	Garrett Broshuis	5
2001	Matt Hobbs	8
2000	Ralph McCasland	7
1999	Justin Stine	9
1998	Ryan Jamison	8
1997	Justin Stine	9
	Jay Bell	9
1996	Jeremy Callier	9
1995	Jeremy Callier	5
1994	Chris Robertson	8
1993	Jason Meyhoff	9
1992	John Dettmer	6
	John Chambliss	6
1991	John Dettmer	9
1989	Chuck Fletcher	7
1988	Mike Potthoff	8
1987	Tony Russo	9
1986	Larry Pierson	8
1985	Dave Otto	8
1984	Dave Biscan	8
1983	Dave Otto	8
1982	Kurt Moody	8
	Dave Spreckels	8
1981	Tom Heckman	10
1980	Tom Heckman	10
1979	Ron Mathis	11
1978	Rob Pietroburgo	9
1977	Tom Bloemke	9
1976	Rob Pietroburgo	8
	Pete Woods	8
1975	John Piechocinski	4
1974	Barry Koeneke	9
1973	Barry Koeneke	4
	Ben Tensing	4



Garrett Broshuis (2002-04)



1972	Ben Tensing	6
1971	Bill Todd	6
1970	Bob Sheetz	5
1969	Bob Sheetz	5
1968	Rich Henninger	5
1967	Jerald Hurt	7
1966	Orville Hollrah	3
	Jerald Hurt	3
1965	Orville Hollrah	5
1964	Keith Weber	11
1963	Rich Peterson	8
1962	Larry Bohannon	8
1961	Bobby Jenkins	5
1960	Dave Koch	5

EARNED-RUN AVERAGE

2011	Phil McCormick	3.50
2010	Kelly Fick	3.74
2009	Ryan Gargano	2.67
2008	Aaron Crow	2.35
2007	Ryan Gargano	1.73
2006	Travis Wendte	1.86
2005	Max Scherzer	1.86
2004	Nick Admire	2.12
2003	Travis Wendte	3.45
2002	Travis Wendte	3.89
2001	Logan Dale	3.00
2000	Brian Ackerson	3.42
1999	Chris George	2.73
1998	Chris George	2.83
1997	Ryan Jamison	4.59
1996	Mike Haverty	4.24
1995	Jeremy Callier	4.55
1994	Jason Meyhoff	3.27
1993	John Chambliss	4.10
1992	Brent Schnieders	3.92
1991	John Dettmer	2.63
1990	Steve Powers	3.77

1981	Tom Heckman	2.51
1980	Kurt Moody	1.97
1979	Tom Heckman	2.33
1978	Tom Heckman	1.94
1977	Tom Bloemke	3.71
1976	Rob Pietroburgo	3.16
1975	Rod Denman	3.31
1974	Barry Koeneke	2.74
1973	Ben Tensing	2.35
1972	Ben Tensing	3.05
1971	Bill Todd	2.34
1970	Bob Sheetz	1.97
1969	Bob Sheetz	2.57
1968	Rich Henninger	1.23
1967	Jerald Hurt	1.82
1966	Mike Eader	1.44
1965	Orville Hollrah	3.06
1964	Dennis Musgraves	0.55
1963	Keith Weber	0.50
1962	Larry Bohannon	2.17
1961	Larry Bohannon	1.24
1960	Dave Koch	3.80


INNINGS PITCHED

2011	Matt Stites	92.0
2010	Nick Tepesch	98.2
2009	Kyle Gibson	106.2
2008	Aaron Crow	107.2
2007	Aaron Crow	117.2
2006	Nathan Culp	124.1
2005	Max Scherzer	106.1
2004	Danny Hill	114.0
2003	Justin James	114.0
2002	Garrett Broshuis	80.0
2001	Matt Hobbs	82.0
2000	Logan Dale	81.1
1999	Justin Stine	116.0
1998	Justin Stine	93.1

1989	Mike Potthoff	86.1
1988	Mike Potthoff	90.0
1987	Larry Pierson	102.1
1986	Larry Pierson	93.1
1985	Paul James	92.0
1984	Dave Otto	78.0
1983	Dave Otto	79.2
1982	Kurt Moody	80.2
1981	Tom Heckman	96.2
1980	Ron Mathis	88.2
1979	Tom Heckman	89.0
1978	Rob Pietroburgo	86.1
1977	Tom Bloemke	80.0
1976	Rob Pietroburgo	88.1
1975	John Piechocinski	55.2
1974	Barry Koeneke	69.0
1973	Ben Tensing	65.1
1972	Ben Tensing	56.0
1971	Bill Todd	62.2
1970	Bill Todd	74.0
1969	Tom Lundgren	53.0
1968	Rich Henninger	58.1
1967	Jerald Hurt	49.1
1966	Mike McFarland	50.0
1965	Orville Hollrah	50.0
1964	Keith Weber	88.1
1963	Rich Peterson	72.1
1962	Bobby Jenkins	64.2
1961	Larry Bohannon	43.2
1960	Dave Koch	40.0

STRIKEOUTS

2011	Matt Stites	77
2010	Nick Tepesch	75
2009	Kyle Gibson	131
2008	Aaron Crow	127
2007	Aaron Crow	90
2006	Nathan Culp	84
2005	Max Scherzer	131
2004	Danny Hill	94
2003	Justin James	92
2002	Garrett Broshuis	58
	Abel Newton	58
2001	Drew Endicott	62
2000	Pete Sansone	67
1999	Justin Stine	107
1998	Jay Bell	84
1997	Justin Stine	84
1996	Aaron Akin	55
	Jay Bell	55
1995	Jeremy Callier	60
1994	Chris Robertson	116
1993	Jason Meyhoff	114
1992	John Dettmer	123
1991	John Dettmer	127
1990	John Dettmer	99
1989	Mike Potthoff	56
1988	Mike Potthoff	76
1987	Tony Russo	84
1986	Bill Taylor	51
1985	Dave Otto	72
1984	Dave Otto	63
1983	Dave Otto	60
1982	Jim Maddock	65
1981	Jim Maddock	73
1980	Ron Mathis	64
1979	Ron Mathis	69
1978	Rob Pietroburgo	82
1977	Rob Pietroburgo	68
1976	Rob Pietroburgo	70
1975	John Piechocinski	34
1974	Barry Koeneke	50
1973	Barry Koeneke	65
1972	Ben Tensing	58
1971	Bill Todd	49
1970	Bill Todd	60
1969	Tom Lundgren	37
1968	Rich Henninger	59




Bill Todd (1970-71)

1967	Mike McFarland	49
1966	Mike McFarland	51
1965	Orville Hollrah	67
1964	Keith Weber	90
1963	Jack Stroud	73
1962	Larry Bohannon	62
1961	Bobby Jenkins	45
1960	Ronnie Goodwyn	30

SAVES

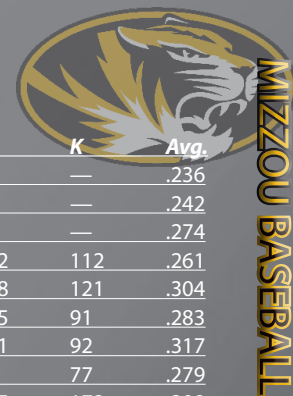
2011	Phil McCormick	8
2010	Jeff Emens	4
2009	Brad Buehler	8
2008	Scooter Hicks	5
2007	Kyle Gibson	7
2006	Taylor Parker	5
2005	Taylor Parker	4
	Andrew Johnston	4
2004	Mark Alexander	10
2003	Travis Wendte	8
2002	Travis Wendte	5
2001	Ryan Stegall	6
2000	Ryan Stegall	12
1999	Ryan Jamison	5
1998	Chris George	4
1997	Ryan Jamison	5
1996	Justin Stine	6
1995	Chris Giuliani	1
	Michael Hunt	1
1994	Three with	2
1993	Keith Massa	5
1992	Brent Schnieders	5
1991	Mike Munro	4
	Brent Schnieders	4
1990	Scott Black	7
1989	Bunky Moeller	8
1988	Scott Black	8
1987	Five with	1
1986	Todd Richmond	2
1985	Todd Richmond	2
1984	Dave Otto	4
1983	Three with	1
1982	Bob Baker	3
1981	Bob Baker	3
1980	Mike Pfautsch	4
1979	Mike Pfautsch	7
1978	Jeff Cornell	9



Tom Heckman (1978-81)

1989	Mike Munro	2.61
1988	Steve Powers	4.61
1987	Larry Pierson	4.22
1986	Bob Faron	5.01
1985	Dave Otto	4.84
1984	Dave Biscan	2.80
1983	Dave Otto	2.71
1982	Kurt Moody	2.67

1997	Justin Stine	123.0
1996	Jeremy Callier	90.0
1995	Jeremy Callier	89.0
1994	Chris Robertson	115.2
1993	Jason Meyhoff	101.1
1992	John Dettmer	96.2
1991	John Dettmer	120.0
1990	John Dettmer	85.2



YEAR-BY-YEAR HITTING

Year	Record	AB	R	H	RBI	2B	3B	HR	TB	SB	BB	K	Avg.
1950	11-9	606	92	143	78	—	—	—	—	—	—	—	.236
1951	12-6	429	78	104	56	14	3	3	133	29	—	—	.242
1952	20-7	932	185	256	153	37	16	10	355	66	—	—	.274
1953	11-8	651	146	171	117	42	9	5	246	31	122	112	.261
1954	22-4	897	218	273	175	51	12	23	417	64	118	121	.304
1955	14-6	707	169	200	145	30	8	20	303	18	125	91	.283
1956	14-7	753	198	239	171	31	16	19	357	54	161	92	.317
1957	13-7	619	132	173	107	30	11	19	282	22	89	77	.279
1958	22-7	1010	260	313	228	52	17	34	501	62	155	172	.309
1959	3-17	662	163	199	137	34	14	10	291	13	74	69	.300
1960	12-9	729	195	245	173	31	14	23	373	14	103	77	.336
1961	16-7	717	141	192	131	43	15	16	297	9	74	88	.267
1962	22-7	925	203	268	167	35	11	22	391	23	119	86	.289
1963	25-8	1052	189	298	145	46	7	13	397	22	117	138	.283
1964	27-5-1	1011	154	267	124	45	15	14	384	24	128	129	.267
1965	15-8	748	172	236	150	40	19	29	401	28	84	144	.316
1966	13-12	731	110	186	96	29	3	16	269	16	97	150	.245
1967	15-14-1	960	155	256	118	36	12	14	358	28	87	177	.267
1968	11-16	817	114	182	99	26	5	12	254	29	101	143	.223
1969	14-13	788	105	181	86	24	4	14	255	33	81	137	.230
1970	12-13	791	113	208	93	31	5	11	282	8	91	105	.262
1971	17-16	976	129	241	113	34	10	15	340	17	105	153	.247
1972	16-16	918	146	232	118	31	10	14	325	20	88	149	.253
1973	13-21	908	105	209	88	28	7	12	287	7	119	144	.232
1974	28-14	1199	252	349	210	38	18	27	504	41	179	167	.291
1975	17-20	1130	220	333	184	47	19	19	475	43	153	163	.295
1976	46-22	1985	487	638	434	98	44	41	937	39	303	275	.321
1977	36-15	1553	365	483	316	85	19	34	708	57	232	176	.311
1978	35-18	1552	323	465	294	68	16	33	664	74	226	217	.300
1979	45-12	1649	391	501	326	87	20	29	715	83	303	201	.304
1980	45-15-1	1823	367	566	318	90	29	25	789	46	276	200	.310
1981	43-18	1775	396	552	333	93	20	20	745	51	279	191	.311
1982	39-17	1742	440	585	377	96	32	26	823	49	254	182	.336
1983	25-16	1225	302	378	279	84	9	34	582	34	205	154	.309
1984	27-20-1	1462	285	407	249	79	12	26	588	36	200	202	.278
1985	36-27	1802	524	608	448	109	16	87	1010	70	292	286	.323
1986	28-23-1	1640	445	556	396	96	18	83	937	55	234	237	.339
1987	35-24	1826	478	560	412	98	19	73	915	35	338	308	.307
1988	42-22	2060	573	643	513	137	29	83	1087	58	383	347	.312
1989	35-27	1955	407	566	371	92	24	35	811	50	325	322	.290
1990	28-27	1728	351	501	317	86	14	38	729	35	271	280	.290
1991	38-17	1727	362	480	307	89	13	32	691	52	246	283	.278
1992	34-22	1845	440	574	399	115	19	62	913	43	302	305	.311
1993	30-19	1686	355	484	302	100	16	30	706	48	255	298	.297
1994	32-26	2069	447	635	391	132	28	42	949	45	334	376	.307
1995	19-34	1789	310	498	288	78	15	40	726	54	256	345	.278
1996	39-19	2105	545	659	509	144	18	52	995	38	384	412	.313
1997	31-27	2063	493	602	446	129	18	72	983	53	349	441	.292
1998	36-18	1886	495	595	451	125	14	110	1078	78	284	418	.315
1999	37-19	1920	412	550	359	138	11	53	869	40	320	449	.286
2000	33-24	1966	386	566	347	100	10	52	842	54	268	386	.288
2001	31-24-1	1856	349	524	310	102	13	41	775	83	252	340	.282
2002	24-29	1906	413	573	368	109	17	44	848	54	257	323	.300
2003	36-26	2002	482	614	419	109	17	46	889	80	299	352	.307
2004	38-23-1	2131	427	619	386	118	21	60	959	39	337	442	.290
2005	40-23	2180	509	617	441	111	26	34	882	51	357	493	.283
2006	35-28	2170	403	618	364	99	16	41	872	73	283	408	.285
2007	42-18	2049	403	580	368	102	17	47	857	59	285	656	.283
2008	39-21	2027	439	611	406	116	11	59	926	44	288	408	.301
2009	35-27	2045	411	556	366	112	19	41	829	45	298	449	.272
2010	29-26	1900	410	547	370	116	9	53	840	16	277	458	.288
2011	27-32	1949	286	509	249	84	11	22	681	94	239	406	.261



YEAR-BY-YEAR PITCHING


Year	Record	IP	H	R	ER	BB	K	ERA
1950	11-9™	168.0	149	90	49	96	149	2.49
1951	12-6	N/A	N/A	N/A	N/A	N/A	N/A	N/A
1952	20-7	236.0	183	106	60	101	173	2.28
1953	11-8	165.2	168	97	62	81	120	3.39
1954	22-4	234.0	167	75	58	105	169	2.27
1955	14-6	179.1	135	63	39	82	154	1.95
1956	14-7	186.2	156	112	72	96	135	3.91
1957	13-7	152.2	140	91	62	83	141	3.67
1958	22-7	245.1	182	125	95	159	189	3.48
1959	3-17	161.0	83	38	24	72	136	1.34
1960	12-9	166.0	193	130	96	111	109	5.21
1961	16-7	176.1	127	72	38	81	145	1.94
1962	22-7	220.1	198	118	71	90	215	2.90
1963	25-8	254.2	176	71	51	100	264	1.87
1964	27-5-1	264.0	144	47	19	121	299	0.65
1965	15-8	179.1	161	105	81	102	209	4.06
1966	13-12	191.1	177	105	68	89	189	3.20
1967	15-14-1	230.1	220	162	106	146	221	4.15
1968	11-16	212.0	214	128	86	121	194	3.65
1969	14-13	208.0	209	101	77	74	147	3.33
1970	12-13	201.2	213	119	91	87	140	4.06
1971	17-16	248.2	248	129	79	125	149	2.86
1972	16-16	233.0	243	166	127	111	179	4.90
1973	13-21	245.1	243	140	104	125	217	3.81
1974	28-14	302.1	314	177	130	138	191	3.87
1975	17-20	280.2	303	207	152	203	192	4.88
1976	46-22	491.0	498	293	239	273	358	4.38
1977	36-15	382.0	394	251	205	221	284	4.83
1978	35-18	386.2	351	176	128	142	284	2.98
1979	45-12	411.0	405	223	178	188	243	3.90
1980	45-15-1	467.2	391	197	147	198	291	2.83
1981	43-18	437.1	440	239	179	176	278	3.68
1982	39-17	415.1	448	264	197	194	318	4.26
1983	25-16	300.0	321	197	161	139	233	4.83
1984	27-20-1	370.1	406	262	201	167	236	4.88
1985	36-27	440.1	565	421	312	226	315	6.37
1986	28-23-1	383.0	446	342	284	245	260	6.67
1987	35-24	448.2	486	331	275	257	351	5.51
1988	42-22	501.1	647	410	338	235	375	6.07
1989	35-27	493.0	552	338	253	229	326	4.62
1990	28-27	437.1	490	268	229	171	344	4.71
1991	38-17	444.2	417	257	212	222	359	4.29
1992	34-22	457.2	499	312	268	226	391	5.27
1993	30-19	432.1	427	243	203	208	340	4.23
1994	32-26	510.1	535	378	303	260	399	5.34
1995	19-34	454.0	560	395	336	236	286	6.66
1996	39-19	510.0	643	412	337	248	324	5.95
1997	31-27	507.0	683	441	393	217	362	6.98
1998	36-18	464.2	538	345	298	205	457	5.77
1999	37-19	492.2	541	313	260	183	459	4.75
2000	33-24	505.0	601	358	300	230	429	5.35
2001	31-24-1	486.1	545	321	254	177	380	4.70
2002	24-29	469.2	635	422	371	201	395	7.11
2003	36-22	506.0	565	348	285	158	426	5.07
2004	38-23-1	560.1	544	291	234	177	462	3.76
2005	40-23	559.2	519	258	197	194	486	3.17
2006	35-23	565.1	530	256	211	160	476	3.36
2007	42-18	536.1	566	303	253	155	402	4.25
2008	39-21	520.1	571	304	265	171	495	4.58
2009	35-27	538.2	594	347	304	177	492	5.08
2010	29-26	488.1	573	337	274	156	340	5.05
2011	27-32	517.2	574	320	262	213	409	4.56



Norm Stewart threw Missouri's first no-hitter during the Tigers' 1954 National Championship season.



Ryan Jamison was part of the Tigers' record-setting strikeout seasons of 1998 and 1999.



Justin James led Mizzou with 92 K's in 2003.



YEAR-BY-YEAR

Year	Record	Conference	Captain(s)	Coach
1891	2-2		Mord Bogie	Unknown
1892	1-2		Unknown	Unknown
1893	2-1		Unknown	Unknown
1894	Unknown		Unknown	Unknown
1895	Unknown		Unknown	Unknown
1896	2-3		Charles Dewey	Unknown
1897	8-2-1		Richmond Hawkins	Unknown
1898	6-3-1		Richmond Hawkins	Unknown
1899	Unknown		Ben Atchison	Unknown
1900	Unknown		Unknown	Unknown
1901	3-9		George Yant	Unknown
1902	6-6		Frank McCaslin	Unknown
1903	7-5		Tom Catron	Unknown
1904	10-8		Tom Catron	Unknown
1905	18-5		Tom Catron	Unknown
1906	18-1-1		Unknown	Ebright
1907	9-12		Unknown	Ebright
1908	7-10-1		Victor Rider	Ebright
1909	9-6-1		Sam Morrow	Lowman
1910	11-5		Besheer	Lowman
1911	8-3		Besheer	C. Brewer
1912	11-7-1		Eugene Hall	O.F. Field
1913	9-5-1		Taylor	O.F. Field
1914	7-7-3		Eugene Hall	C. Brewer
1915	10-5		Taylor	C. Brewer
1916	16-2		Charles Woody	C. Brewer
1917	16-1		Earl McMillan	C. Brewer
1918	11-3		Clyde Slusher	John Miller
1919		No team (WWI)		
1920	8-8		Sam Canterbury	John Miller
1921	11-5-1		Chas Lowrence	John Miller
1922	9-5		Richard O'Reilly	Jerry Jones
1923	8-10		H.D. Ficklin	Hank Garrity
1924	7-12		Chester Denny	Hank Garrity
1925	9-8		Harold Anthony	Harry Kipke
1926	5-8		M. McQueen	Jack Crangle
1927	7-8		Don Swofford	Jack Crangle
1928	7-11		C.E. Newman	Jack Crangle
<u>BIG SIX CONFERENCE</u>				
1929	8-9	8-5 (3rd)	Rupert Bridges, Robert Mehrle	Jack Crangle
1930	7-11	7-7 (4th)	Kyle Williams	Jack Crangle
1931	10-2	6-1 (1st)	Sam Carter	Jack Crangle
1932	10-6	6-3 (1st)	Webb Embry	Jack Crangle
1933	5-6	3-3 (3rd)	Norman Wagner	C. Brewer
1934	7-11	N/A	John Guhman	C. Brewer
1935	7-10	3-8 (4th)	None	A. Stankowski
1936	9-7	3-5 (3rd)	Unknown	A. Stankowski
1937	13-2-1	8-2 (1st)	Ralph Beer	John Simmons
1938	11-2	8-2 (1st)	Joel Carr	John Simmons
1939	11-3	10-2 (2nd)	Marshall Sneed	John Simmons
1940	8-4	6-4 (3rd)	Unknown	John Simmons
1941	15-2	10-2 (1st)	Unknown	John Simmons
1942	12-3	7-1 (1st)	Bill Spencer	John Simmons
1943	3-3	N/A	Ken Queveraux	John Simmons
1944		No team (WWII)		
1945		No team (WWII)		
1946	5-7	4-4 (4th)	Unknown	John Simmons
<u>BIG SEVEN CONFERENCE</u>				
1947	11-8	9-6 (2nd)	Unknown	John Simmons
1948	15-6	11-5 (2nd)	Bob Spinks	John Simmons
1949	7-11	5-7 (6th)	Jack Frier	John Simmons
1950	11-9-1	9-5 (2nd)	Bill Eatock	John Simmons
1951	12-6	9-4 (2nd)	Bob Harting	John Simmons
1952	20-7	13-1 (1st)	Junior Wren	John Simmons
1953	11-8	9-5 (3rd)	Don Boenker, Herb Gellman	John Simmons

Year	Record	Conference	Captain(s)	Coach
1954	22-4	11-1 (1st)	Dick Dickinson	John Simmons
1955	14-6	9-3 (2nd)	Jerry Schoonmaker	John Simmons
1956	14-7	7-6 (4th)	Unknown	John Simmons
1957	13-7	10-7 (3rd)	Jay Hankins	John Simmons
<u>BIG EIGHT CONFERENCE</u>				
1958	22-7	12-3 (1st)	Ray Uriarte	John Simmons
1959+	3-17	3-11 (8th)	Ralph Hochgrebe	John Simmons
1960	12-9	9-6 (4th)	Gary Starr	John Simmons
1961	16-7	13-6 (2nd)	Gene Orf	John Simmons
1962	22-7	16-5 (1st)	George Hulett	John Simmons
1963	25-8	17-3 (1st)	Gene McArtor	John Simmons
1964	26-5-1	19-0 (1st)	John Sevcik	John Simmons
1965	15-8	13-5 (1st)	Mike Strode	John Simmons
1966	13-12	9-9 (4th)	Bob Robben	John Simmons
1967	15-14-1	12-9 (2nd)	Gene Stephenson	John Simmons
1968	11-6	9-11 (5th)	Jerry Hirt	John Simmons
1969	14-13	11-10 (3rd)	Del Blunk	John Simmons
1970	12-13	8-9 (5th)	Dennis Alberts	John Simmons
1971	17-16	12-9 (4th)	Dennis Alberts	John Simmons
1972	16-16	9-11 (6th)	Jack Bastable	John Simmons
1973	13-21	8-12 (5th)	Roger Dickhans	John Simmons
1974	28-14	12-9 (3rd)	Tim Drennan	Gene McArtor
1975	17-20	8-10 (6th)	Tom Ellis	Gene McArtor
1976	46-22	4-1 (1st)	Jeff Haferkamp	Gene McArtor
1977	36-15	9-1 (2nd)	John Kruse, Greg Cypret	Gene McArtor
1978	35-18	7-3 (2nd)	Greg Cypret	Gene McArtor
1979	45-12	16-4 (3rd)	Al Hightower, Jim English	Gene McArtor
1980	45-15-1	15-5 (1st)	Ron Mathis, Ed Woelbel	Gene McArtor
1981	43-18	17-6 (3rd)	Tom Heckman, Kevin Knop, Mark Maurer	Gene McArtor
1982	39-17	12-9 (4th)	Kurt Moody, Paul Summers	Gene McArtor
1983	25-16	7-8 (3rd)	Shane Fairbanks, Bill Hance, John Marquardt	Gene McArtor
1984	27-20-1	7-8 (4th)	Rich Weisner, Tim Danze	Gene McArtor
1985	36-27	7-17(N/A)	Brad Bollinger, Tim Danze	Gene McArtor
1986	33-27-1	12-12 (3rd)	Tim Danze, Russ Perkins	Gene McArtor
1987	36-26	14-10 (3rd)	Tom Ciombor, Matt Greer	Gene McArtor
1988	42-22	14-10 (3rd)	Dave Silvestri, Dave Slavin	Gene McArtor
1989	35-27	12-12 (2nd)	Mitch Ingold, Jon Pittenger	Gene McArtor
1990	28-27	11-13 (5th)	Scott Black, Tim Pinkowski	Gene McArtor
1991	41-20	12-12 (3rd)	Mark Adair, Chuck Fletcher	Gene McArtor
1992	34-22	12-12 (4th)	John Dettmer, Bill Mondrella	Gene McArtor
1993	30-19	15-10 (3rd)	John Hay, Chris Wyrick	Gene McArtor
1994	32-26	9-19 (6th)	Steve Ball, Scott Swift	Gene McArtor
1995	19-34	7-20 (7th)	Greg Lindstrom, Jay White	Tim Jamieson
1996	39-19	20-8 (2nd)	Jay White, Matt Nivens	Tim Jamieson
<u>BIG 12 CONFERENCE</u>				
1997	31-27	16-14 (6th)	Matt Nivens, Mike Haverty	Tim Jamieson
1998	36-18	17-12 (5th)	Ryan Fry, Torre Tyson	Tim Jamieson
1999	37-19	14-13 (7th)	Mike Rallo, Jake Epstein	Tim Jamieson
2000	33-24	13-14 (7th)	J.R. Warner, Ryan Pickett	Tim Jamieson
2001	31-24-1	11-19 (10th)		Tim Jamieson
2002	24-29	9-16 (9th)		Tim Jamieson
2003	36-22	15-11 (4th)		Tim Jamieson
2004	38-23-1	12-14 (7th)		Tim Jamieson
2005	40-23	16-11 (4th)		Tim Jamieson
2006	35-28	12-15 (7th)		Tim Jamieson
2007	42-18	19-8 (2nd)		Tim Jamieson
2008	39-21	16-11 (4th)		Tim Jamieson
2009	35-27	16-11 (3rd)		Tim Jamieson
2010	29-26	10-16 (8th)		Tim Jamieson
2011	27-32	11-15 (8th)		Tim Jamieson

Overall Totals—2,127 wins, 1,388 losses, 20 ties (.602 winning percentage)
 Conference Totals—837 wins, 637 losses, 1 tie (.568 winning percentage)
 +forfeited 13 wins—actual record 16-4 overall, 10-4 in Big Eight



YEAR-BY-YEAR RESULTS

1891 (2-2)	Washington (Mo.) 12	2
	Mexico 7	8
	Columbia 7	22
	Westminster 8	5
1892 (1-2)	Central College 4	8
	Mexico 12	4
	Westminster 9	8

1893 (2-1)	Westminster 18	22
	Westminster 9	12
	Sturgeon 12	8

1894 (Unknown)	Mo. Military Acad.	??
	Westminster	??
	Moberly	??
1895 (Unknown)	Westminster	??
	Mexico	13

1896 (2-3)	Westminster 0	9
	Mexico 12	13
	Blackburn 4	0
	Blackburn 13	0
	Mexico 10	5

1897 (8-2-1)	No scores reported	
1898 (6-3-1)	Kemper 3	11
	Fulton 6	10
	Kemper 12	28
	Marshall 7	22
	Nebraska 6	7
	Nebraska 14	2
	Nebraska 9	19
	Iowa 6	8
	Iowa 13	5
	Wentworth 17	2

1899 (Unknown)	Westminster	10
	Saint Louis	4
	Saint Louis	7
	Kansas	10
	Kansas	10

1901 (3-9)	Grinnell 4	13
	Grinnell 8	3
	Central College 13	4
	William Jewell 7	5
	Nebraska 1	16
	Nebraska 9	13
	St. Mary's 7	17
	Kansas 3	6
	Haskell 5	19
	Ottawa 4	11
	Emporia 9	18
	Kansas 4	13

1902 (6-6)	Central College 1	5
	Westminster 4	23
	William Jewell 5	22
	Washburn 6	10
	Kansas 2	1
	Washington (Mo.) 7	13
	William Jewell 2	35
	Washburn 20	11
	Kansas 7	5
	Haskell 9	1
	K. Ca. C. 12	10
	Nebraska 5	1

1903 (7-5)	Westminster 10	3
	Wentworth 0	4
	Central College 0	15
	Blees Military Acad. 4	4
	Central College 13	5
	Washburn 1	2
	Kansas 13	14
	Kansas 4	6
	Washington (Mo.) 7	4
	Mo. School of Min. 4	5
	Kansas 3	4
	Kansas 18	0

1904 (10-8)	Westminster 1	0
	Central College 0	30
	Blees Military Acad. 4	5
	Iowa 2	1
	Kirkville North 8	9
	Mo. School of Min. 3	2
	Knox College 3	4
	Iowa 4	0
	Simpson College 1	2
	Kirkville North 2	6
	Blees Military Acad. 2	3
	Arkansas 7	0
	Arkansas 2	0
	Missouri Valley 0	4
	Kansas 5	12
	Kansas 5	12
	Kansas 4	9
	Kansas 4	3

1905 (18-5)	Westminster 0	10
	Wentworth 0	6
	William Jewell 0	4
	Blees Military Acad. 0	23
	Arkansas 3	3
	Arkansas 3	11
	Kansas 10	3
	Kansas 6	4
	Fort Worth 2	8
	Texas 6	0
	Texas 9	7
	Baylor 8	5
	Texas Christian 1	2
	Arkansas 1	4
	Arkansas 2	1
	Missouri Rolla 1	5
	Missouri Rolla 13	4
	Kansas 2	5
	Kansas 4	5

1906 Coach: Ebright (18-1-1)	William Jewell 10	12
	Kirkville 2	10
	Arkansas 1	6
	Arkansas 0	1
	South Dakota 1	10
	South Dakota 1	2
	Missouri Rolla 0	7
	Drury 0	14
	Arkansas 3	9
	Arkansas 0	19
	Baker 5	8
	Kansas 3	5
	Kansas 4	2
	Missouri Valley 1	2
	Westminster 1	10
	Saint Louis 4	9
	Saint Louis 3	10
	Kansas 0	11
	Kansas 5	4
	Warrenburg 0	7

1907 Coach: Ebright (9-12)	Wentworth 2	4
	Knox 4	7
	Knox 5	0
	Warrensburg 5	16
	Kansas 5	13
	Kansas 5	8
	Washington (Mo.) 7	0
	Washington (Mo.) 6	5
	Knox 3	4
	Iowa 7	4
	Simpson College 3	7
	Creighton 6	4
	Iowa State 6	5
	Aggies 5	3
	Aggies 4	6
	St. Mary's 3	10
	Kansas 11	1
	Arkansas 1	13
	Arkansas 6	35
	Washington (Mo.) 9	11
	Washington (Mo.) 3	5
	Washington (Mo.) 1	1

1908 Coach: Ebright (7-10-1)	Westminster 10	3
	Wentworth 0	4
	Central College 0	15
	Blees Military Acad. 4	4
	Central College 13	5
	Washburn 1	2
	Kansas 13	14
	Kansas 4	6
	Washington (Mo.) 7	4
	Mo. School of Min. 4	5
	Kansas 3	4
	Kansas 18	0

1909 Coach: Lowman (9-6-1)	Warrensburg 6	2
	Nebraska 6	4
	Nebraska 1	10
	Washington (Mo.) 5	4
	Washington (Mo.) 2	5
	Warrensburg 1	6
	Kansas 5	14
	Kansas 3	6
	Nebraska 11	4
	Nebraska 8	0
	Nebraska 4	2
	Nebraska Wesleyan 0	2
	Iowa State 2	1

4	Washington (Mo.)	3
14	Central College	4
7	Kansas	1
11	Kansas	1

1910 Coach: Lowman (11-5)	Missouri Valley 4	3
	Warrensburg 8	15
	Saint Louis 5	8
	Iowa State 2	4
	Iowa State 0	7
	Warrensburg 1	7
	Kansas 13	6
	Kansas 3	11
	Arkansas 0	0
	Arkansas 6	5
	Arkansas 7	5
	Washington (Mo.) 9	10
	Washington (Mo.) 2	6
	Washington (Mo.) 2	3
	Saint Louis 2	10
	Kansas 2	5

1911 Coach: Brewer (8-3)	Missouri Valley 0	3
	Central College 3	4
	Warrensburg 3	4
	Saint Louis 4	3
	Iowa State 0	6
	Iowa State 18	7
	Saint Louis 0	9
	Saint Louis 0	9
	Iowa State 1	5
	Iowa State 5	3
	Iowa State 5	10
	Keio University 0	10

1912 Coach: Field (11-7-1)	Wisconsin 3	0
	Kansas State 2	0
	Kansas State 15	6
	Oklahoma State 2	0
	Oklahoma 2	1
	Kansas 8	2
	Kansas 0	1
	Central College 2	10
	Westminster 2	4
	Iowa State 6	8
	Iowa State 6	6
	Kansas State 2	7
	Missouri Rolla 3	15
	Missouri Rolla 2	3
	Iowa State 1	7
	Kansas 4	5
	Kansas 2	5
	Kansas 0	9
	Kansas 1	3

1913 Coach: Field (9-5-1)	Westminster 1	6
	Iowa State 0	13
	Iowa State 12	3
	Chinese 2	0
	Warrensburg 6	8
	Kansas 2	0
	Kansas 6	9
	Kansas State 3	4
	Oklahoma 3	7
	Oklahoma 1	10
	Iowa State 7	9
	Iowa State 7	3
	Kansas 2	2
	Kansas 2	3

1914 Coach: Brewer (7-7-3)	Kansas State 1	5
	William Jewell 0	1
	Westminster 5	6
	Iowa State 2	4
	Iowa State 7	6
	Honolulu 3	4
	Honolulu 0	6
	Texas 0	11
	Texas 5	3
	Kansas State 9	4
	Kansas State 2	6
	Kansas 6	4
	Iowa State 4	4
	Iowa State 2	1
	Kansas 4	4

1915 Coach: Brewer (10-5)	Central College 4	7
	Westminster 0	3
	Central College 4	11
	Chinese 3	4
	Chinese 3	5
	Iowa State 3	1
	Iowa State 0	2
	Iowa State 0	1

1916 Coach: Brewer (16-2)	Westminster 1	2
	Central College 0	9
	Oklahoma 0	3
	Oklahoma 3	6
	Oklahoma State 3	10
	Iowa State 2	12
	Iowa State 12	6
	Kansas State 1	6
	Kansas State 0	2
	Westminster 0	8
	Central College 0	17
	Oklahoma 5	17
	Hen. Kendall 0	2
	Oklahoma State 9	24
	Oklahoma State 2	4
	Kansas State 3	11
	Kansas State 1	6
	Iowa State 3	5
	Iowa State 4	5
	Iowa State 2	10
	Iowa State 2	6
	Kansas State 2	9
	Kansas State 2	4
	Kansas 0	10
	Kansas 4	7
	Kansas 3	9
	Kansas 4	6
	Kansas 3	11

1917 Coach: Brewer (16-1)	Arkansas 1	8
	Arkansas 5	17
	Hen. Kendall 0	3
	Oklahoma State 9	24
	Oklahoma State 2	4
	Kansas State 3	11
	Kansas State 3	6
	Iowa State 3	5
	Iowa State 4	5
	Central College 2	10
	Iowa State 3	9
	Iowa State 2	6
	Kansas State 2	9
	Kansas 0	10
	Kansas 4	7
	Kansas 3	9
	Kansas 4	6
	Kansas 3	11

1918 Coach: Miller (11-3)	Westminster 0	3
	Iowa State 5	6
	Iowa State 7	4
	Iowa State 5	6
	Iowa State 3	6
	Iowa State 2	4
	Iowa State 1	4
	Iowa State 2	6
	Iowa State 1	4
	Iowa State 5	6
	Iowa State 5	3
	Iowa State 4	6
	Kansas State 2	11
	Camp Funston 1	7
	Camp Funston 6	3
	Kansas 4	10
	Kansas 3	6

MISSOURI COACHING RECORDS				
Name	Seasons	Years	Record	Pct.
Ebright	3	1906-08	34-23-2	.585
Lowman	2	1909-10	20-11-1	.641
Chester Brewer	7	1911,14-17,33-34	61-32-3	.615
O.F. Field	2	1912-13	20-12-2	.618
John Miller	3	1918-21	30-16-1	.649
Jerry Jones	1	1922	9-5	.643
Hank Garrity	2	1923-24	15-22	.405
Harry Kipke	1	1925	9-8	.529
Jack Crangle	7	1926-32	54-55	.494
Anton Stankowski	2	1935-36	16-17	.485
John "Hi" Simmons	35	1937-73	481-294-3	.621
Gene McArtor	21	1974-1994	733-430-3	.630
Tim Jamieson	16	1995-Present	571-414-2	.580

9	Kansas State	3
3	Kansas State	12
11	Kansas	6
2	Kansas	7
0	Iowa State	12
6	Kansas	8
5	Kansas	1
2	Kansas State	0

1916 Coach: Brewer (16-2)	Westminster 1	2
	Central College 0	9
	Oklahoma 0	3
	Oklahoma 3	6
	Oklahoma State 3	10
	Iowa State 2	12
	Iowa State 12	6
	Kansas State 1	6
	Kansas State 0	2
	Westminster 0	8
	Central College 0	17
	Oklahoma 5	17
	Hen. Kendall 0	2
	Oklahoma State 9	24
	Oklahoma State 2	4
	Kansas State 3	11
	Kansas State 3	6
	Iowa State 3	5
	Iowa State 4	5
	Central College 2	10
	Iowa State 3	9
	Iowa State 2	6
	Kansas State 2	9
	Kansas 0	10
	Kansas 4	7
	Kansas 3	9
	Kansas 4	6
	Kansas 3	11

1917 Coach: Brewer (16-1)	Arkansas 1	8
	Arkansas 5	17
	Hen. Kendall 0	3
	Oklahoma State 9	24
	Oklahoma State 2	4
	Kansas State 3	11
	Kansas State 3	6
	Iowa State 3	5
	Iowa State 4	5
	Central College 2	10
	Iowa State 3	9
	Iowa State 2	6
	Kansas State 2	9
	Kansas 0	10
	Kansas 4	7
	Kansas 3	9
	Kansas 4	6
	Kansas 3	11

1918 Coach: Miller (11-3)	Westminster 0	3
	Iowa State 5	6
	Iowa State 7	4
	Iowa State 5	6
	Iowa State 3	6
	Iowa State 2	4
	Iowa State 1	4
	Iowa State 2	6
	Iowa State 1	4
	Iowa State 5	6
	Iowa State 5	3
	Iowa State 4	6
	Kansas State 2	11
	Camp Funston 1	7
	Camp Funston 6	3
	Kansas 4	10
	Kansas 3	6

1919 (no team - World War I)	Nebraska 2	4
	Nebraska 2	4
	Kansas State 5	8
	Kansas State 0	1
	Iowa State 9	1
	Iowa State 6	1
	Washington (Mo.) 3	5
	Washington (Mo.) 6	9
	Nebraska 5	2
	Nebraska 5	5
	Kansas 6	4
	Kansas 8	8
	Kansas 1	3
	Kansas 13	7
	Washington (Mo.) 10	2
	Washington (Mo.) 5	10

1920 Coach: Miller (8-8)	Westminster 1	7
	Kansas State 4	3
	Kansas State 14	2
	Kansas State 6	10
	Kansas State 3	4
	Kansas 3	4
	Kansas 1	4
	Kansas 11	12
	Oklahoma 4	3
	Oklahoma 5	3
	Kansas 8	10

1921 Coach: Miller (11-5-1)	Drake 0	9
	Drake 0	2
	Oklahoma State 0	18

1929

Coach: Crangle (8-9)

4	Washington (Mo.)	6
1	Wisconsin	5
2	Wisconsin	4
4	Nebraska	3
1	Nebraska	0
14	Oklahoma	12
2	Oklahoma	3
2	Kansas State	3
2	Kansas State	10
3	Kansas	0
7	Kansas	5
4	Kansas	2
8	Iowa State	9
8	Iowa State	3
7	Central College	10
2	Nebraska	3
9	Nebraska	4

1930

Coach: Crangle (7-11)

0	Iowa	14
6	Northwestern	5
3	Nebraska	1
10	Nebraska	8
3	Washington (Mo.)	5
4	Washington (Mo.)	20
0	Oklahoma	15
4	Oklahoma	3
4	Iowa State	3
0	Iowa State	6
1	Kansas State	16
9	Kansas State	10
3	Nebraska	9
1	Nebraska	2
3	Kansas	5
8	Kansas	2
2	Kansas	1

1931

Coach: Crangle (10-2)
Big Six Champions

2	Kirkville	3
11	Central College	1
4	Kansas State	6
14	Kansas State	11
13	Kansas	7
5	Kansas	3
4	Kansas	1
0	Kirkville	16
8	Iowa State	7
3	Nebraska	0
6	Nebraska	5

1932

Coach: Crangle (10-6)
Big Six Champions

4	Kirkville	3
4	Washington (Mo.)	8
8	Oklahoma	3
14	Kansas State	5
6	Kansas State	7
5	Kansas	3
4	Kansas	8
6	Kansas	5
6	Kansas	3
4	Maryville	1
12	Kirkville	7
3	Luther	4
7	Northwestern	10
13	Washington (Mo.)	8
10	Iowa State	1
5	Iowa State	10

1933

Coach: Brewer (5-6)

3	Washington (Mo.)	4
5	Kansas State	11
10	Kansas State	3
3	Oklahoma	5
12	Oklahoma	20
3	Oklahoma City	2
1	Iowa State	0
2	Kirkville	8
3	Kansas State	11
16	Oklahoma	8
9	Washington (Mo.)	5

1934

Coach: Brewer (7-11)

0	Illinois Wesleyan	3
1	Upper Iowa	10
3	Luther College	11
5	Kirkville	1
4	Kirkville Ost.	5
10	Westminster	7
5	Westminster	3
22	Illinois Wesleyan	7
1	Monmouth	8
9	Illinois College	15
7	Kirkville	8
5	Kansas State	6
8	Kansas State	29
5	Oklahoma	4
1	Oklahoma	3
4	Oklahoma	1
3	Kansas State	9
5	Kansas State	0

1935

Coach: Stankowski (7-10)

5	Oklahoma	15
5	Oklahoma	13
10	Oklahoma	11
2	Kansas State	3
8	Westminster	3
2	Iowa State	2
5	Iowa State	7
8	Kansas State	3
3	Kansas State	2
0	Kansas State	6
7	Kirksville	2
2	Iowa State	3
4	Iowa State	6
0	Washington (Mo.)	1
4	Washington (Mo.)	3
12	Westminster	4
2	Kirksville	4

1936

Coach: Stankowski (9-7)

14	Westminster	9
15	Westminster	3
2	Nebraska	1
4	Nebraska	8
4	Westminster	9
8	Kirkville	0
5	Iowa State	6
5	Iowa State	2
3	Saint Louis	2
2	Washington (Mo.)	3
2	Kansas State	0
2	Kansas State	3
10	Kansas State	6
3	Kansas State	4
7	Washington (Mo.)	2
6	Saint Louis	5

1937

Coach: Simmons (13-2-1)
Big Six Champions

4	Westminster	2
7	Nebraska	6
10	Nebraska	8
3	Iowa State	2
11	Iowa State	2
5	Westminster	3
1	Kansas State	6
4	Kansas	5
12	Kansas	7
18	Saint Louis	2
4	Kansas State	0
10	Kansas State	1
14	Washington (Mo.)	2
9	Saint Louis	5
9	Kansas	1
2	Kansas	2

1938

Coach: Simmons (11-2)
Big Six Champions

2	Kirkville	2
0	Iowa	0
3	Westminster	3
1	Nebraska	1
14	Nebraska	3
3	Iowa State	0
7	Iowa State	5
4	Kansas State	3
4	Kansas State	0
21	Kansas	4
1	Kansas	4
3	Oklahoma	2
1	Oklahoma	0
3	Saint Louis	6

1939

Coach: Simmons (11-3)

1	Rockhurst	5
2	Nebraska	7
9	Nebraska	2
4	Iowa State	0
7	Iowa State	2
2	Kansas State	0
21	Kansas State	9
1	Kansas	4
3	Kansas	2
4	Kansas State	2
4	Kansas State	2
2	Oklahoma	10
8	Oklahoma	8

1940

Coach: Simmons (8-4)

2	Kansas	6
18	Rockhurst	1
5	Nebraska	5
8	Nebraska	2
6	Kansas State	7
6	Kansas State	7
14	Westminster	2
3	Iowa State	0
0	Iowa State	2
5	Oklahoma	12
4	Oklahoma	3
8	Kansas	6
6	Kansas	2

1941

Coach: Simmons (15-2)
Big Six Champions

13	Drake	1
4	Washington (Mo.)	2
8	Saint Louis	5
20	Washington (Mo.)	10
17	Nebraska	1
5	Nebraska	1
17	Saint Louis	0
2	Kansas State	2
2	Kansas State	6
5	Kansas	0
18	Kansas	5
4	Kansas	2
1	Kansas	1
2	Oklahoma	2
4	Oklahoma	4
5	Iowa State	4
14	Iowa State	13

1942

Coach: Simmons (12-3)
Big Six Champions

6	Central College	0
5	Kansas State	0
0	Kansas State	3
6	Jefferson Barr.	8
2	Washington (Mo.)	1
14	Jefferson Barr.	11
11	Kansas	3
10	Nebraska	7
10	Washington (Mo.)	0
11	Oklahoma	10
6	Iowa State	4
8	Iowa State	1
2	Kansas	1
2	Bradley Tech.	9
14	Bradley Tech.	8

1943

Coach: Simmons (3-3)

5	Westminster	1
2	Westminster	4
10	Washington (Mo.)	3
2	Lambert Field	0
0	Iowa State	0
6	Iowa State	6

(no team - World War II)

1945

(no team - World War II)

1946

Coach: Simmons (5-7)

27	Sedalia Army	5
2	Nebraska	5
4	Nebraska	5
4	Saint Louis	5
14	Washington (Mo.)	19
5	Kansas	4
7	Kansas	5
5	Kansas	5
0	Kansas	4
0	Washington (Mo.)	5
2	Iowa State	3
0	Iowa State	9

1947

Coach: Simmons (11-8)

5	Saint Louis	6
18	Saint Louis	0
4	Saint Louis	0
4	Saint Louis	8
13	Nebraska	8
2	Kansas State	4
3	Kansas State	4
7	Kansas	0
9	Kansas	4
9	Nebraska	4
11	Nebraska	4
12	Oklahoma	7
4	Oklahoma	4
2	Iowa State	2
2	Kansas State	0
4	Oklahoma	4
2	Oklahoma	6
1	Kansas	2
4	Kansas	0

1948

Coach: Simmons (15-6)

2	Washington (Mo.)	7
9	Saint Louis	0
9	Arkansas	8
10	Kansas	5
1	Kansas	0
5	Washington (Mo.)	2
3	Nebraska	0
3	Nebraska	3
2	Oklahoma	2
2	Oklahoma	3
6	Iowa State	6
4	Iowa State	2
8	Kansas	2
2	Kansas	4

1949

Coach: Simmons (7-11)

3	Washington (Mo.)	5
6	Washington (Mo.)	10
7	Kansas	1
7	Kansas	4
0	Oklahoma State	5
0	Oklahoma State	14
9	Oklahoma State	13
7	Oklahoma	5
4	Oklahoma	2
1	Kansas	2
2	Kansas	4
6	Washington (Mo.)	5
3	Iowa State	4
8	Nebraska	3
0	Nebraska	8
3	Kansas State	0
5	Colorado	0
0	Colorado	1

1950

Coach: Simmons (11-9-1)

4	Arkansas	7
11	Southern Methodist	20
2	Texas Christian	3
4	Texas Christian	6
1	Nebraska	7
1	Nebraska	3
8	Washington (Mo.)	5
5	Iowa State	1
4	Iowa State	3
9	Kansas	2
3	Kansas	9
4	Kansas	3
1	Kansas	2
6	Kansas State	2
3	Kansas State	2
0	Colorado	8
3	Colorado	3
12	Washington (Mo.)	0
9	Oklahoma	8
6	Oklahoma	0

1951

Coach: Simmons (12-6)

2	Washington (Mo.)	0
8	Ft. Leonard Wood	5
4	Oklahoma	5
1	Rockhurst	4
12	Kansas State	9
7	Kansas State	9
8	Kansas	0
4	Nebraska	3
2	Washington (Mo.)	0
5	Ft. Leonard Wood	18
2	Colorado	0
0	Kansas State	8
5	Kansas State	0

1952

Coach: Simmons (20-7)
Big Seven Champions
College World Series
National Runners-Up

3	Ft. Leonard Wood	1
0	Texas Christian	5
1	Texas Christian	6
0	Oklahoma State	3
5	Oklahoma State	6
20	Kansas State	0
12	Kansas State	4
7	Iowa State	0
6	Iowa State	2
2	Ft. Leonard Wood	6
4	Kansas State	5
7	Colorado	4
18	Colorado	4
19	Colorado	4
7	Oklahoma	4
0	Oklahoma	5
6	Nebraska	4
8	Nebraska	5
2	Kansas	2
5	Kansas	2
7	Saint Louis	1
8	Saint Louis	1

1953

Coach: Simmons (11-8)
College World Series

15	Northern Colorado	1
1	Holy Cross	0
3	Penn State	2
3	Holy Cross	7
4	Holy Cross	8
8	Iowa State	14
5	Iowa State	6
7	Iowa State	3
16	Kansas	5
3	Kansas	6
5	Kansas	1
16	Kansas State	4
0	Kansas State	5
9	Kansas State	5
14	Oklahoma State	3
9	Oklahoma State	3

1954

Coach: Simmons (22-4)
Big Seven Champions
College World Series
National Champions

3	Ft. Leonard Wood	6
4	Ft. Leonard Wood	2
18	Arkansas	0
12	Arkansas	6
3	Oklahoma State	5
12	Oklahoma State	6
24	Sedalia A.F.B.	1
11	Sedalia A.F.B.	3
1	Iowa State	4
5	Iowa State	3
5	Kansas State	5
11	Colorado	5
11	Colorado	2
14	Oklahoma	1
3	Oklahoma	3
3	Nebraska	1
18	Nebraska	1
7	Iowa State	2
12	Iowa State	1
3	Lafayette	3
1	Rollins	4
8	Massachusetts	1
7	Oklahoma State	3
4	Michigan State	3
4	Rollins	1

1955

Coach: Simmons (14-6)

27	Ft. Leonard Wood	4
6	Ft. Leonard Wood	2
11	Arkansas	5
1	Arkansas	2
12	Tulsa	2
10	Tulsa	4
3	Oklahoma State	4
7	Oklahoma State	10



13	Iowa State	3
18	Iowa State	1
13	Colorado	16
9	Colorado	1
5	Colorado	4
1	Oklahoma State	2
7	Oklahoma State	1
2	Oklahoma State	3

1962
Coach: Simmons (22-7)
Big Eight Champions
College World Series

9	Arkansas State	2
3	Arkansas State	3

15	Arkansas	4
10	Arkansas	4
12	Iowa State	8
13	Iowa State	3
3	Iowa State	0
9	Colorado	1
0	Colorado	4
10	Colorado	7
3	Kansas	9
0	Kansas	8
7	Kansas	5
12	Nebraska	5
4	Nebraska	2
1	Nebraska	0
10	Oklahoma	13
9	Oklahoma	6
5	Oklahoma	1
15	Kansas State	4
7	Kansas State	9
8	Kansas State	5
7	Oklahoma State	4
10	Oklahoma State	1
2	Oklahoma State	8

District V Playoffs
Bradley 1
Bradley 4

1	Ithaca	5
4	Santa Clara	7

1963
Coach: Simmons (25-8)
Big Eight Champions
College World Series

10	Arkansas	6
5	Arkansas	6
7	Centenary	2
11	Centenary	6
4	Tulsa	5
0	Oklahoma State	1
2	Oklahoma State	0
2	Oklahoma State	1
2	Iowa State	0
9	Iowa State	3
3	Iowa State	0
21	Colorado	7
7	Colorado	1
9	Colorado	0
4	Kansas State	1
8	Kansas State	2
2	Oklahoma	3
5	Oklahoma	2
8	Oklahoma	1
6	Nebraska	0
8	Nebraska	0
0	Nebraska	0
2	Kansas	1
2	Kansas	3
4	Kansas	3

District V Playoffs

16	Saint Louis	0
1	Saint Louis	2
7	Saint Louis	1

College World Series

3	Holy Cross	0
3	Texas	2
4	Arizona	6
3	Southern California	12

1964
Coach: Simmons (26-5-1)
Big Eight Champions
College World Series
National Runners-Up

4	Texas Christian	0
2	Texas Christian	3
2	Baylor	5
1	Baylor	3
10	Tulsa	0
13	Tulsa	1
7	Colorado	2
6	Colorado	4
6	Colorado	4
2	Iowa State	0
7	Kansas State	1
2	Kansas State	1
6	Kansas State	0
4	Oklahoma	1
3	Oklahoma	1
11	Oklahoma State	1
4	Nebraska	2
9	Nebraska	0
2	Nebraska	1

2	Kansas	1
4	Kansas	0
2	Kansas	3

District V Playoffs
Saint Louis 1
Saint Louis 1

College World Series

7	Arizona State	0
3	Southern Cal	3
3	Seton Hall	1
4	Minnesota	1
2	Maine	1
1	Minnesota	5

1965
Coach: Simmons (15-8)
Big Eight Champions

6	Texas Tech	3
26	Texas Tech	3
0	Ohio State	10
0	Nebraska	4
4	Nebraska	5
7	Oklahoma	2
12	Oklahoma	1
9	Oklahoma	1
1	Oklahoma State	8
5	Oklahoma State	6
8	Oklahoma State	4
13	Kansas State	9
6	Kansas State	1
14	Kansas State	8
13	Kansas	6
8	Kansas	8
1	Kansas	0
2	Colorado	2
2	Colorado	3
6	Colorado	0
8	Iowa State	7

District V Playoffs
Saint Louis 5
Saint Louis 5

1966
Coach: Simmons (13-12)

1	Trinity	9
7	Sam Houston	3
9	Randolph AFB	3
4	Texas A&M	3
2	West Texas State	1
2	St. Mary's	9
18	Ft. Houston	6
6	Iowa State	7
1	Iowa State	3
5	Iowa State	6
1	Colorado	1
12	Colorado	12
2	Colorado	4
4	Nebraska	8
3	Nebraska	0
0	Nebraska	0
8	Nebraska	0
0	Oklahoma State	0
2	Oklahoma State	2
15	Oklahoma State	1
0	Oklahoma	0
7	Oklahoma	0
4	Oklahoma	6
9	Oklahoma	3
1	Kansas State	7
3	Kansas State	3
2	Kansas State	7
6	Kansas State	1

1967
Coach: Simmons (15-14-1)

1	Texas Christian	3
4	Texas Christian	7
4	Texas Christian	2
8	Texas A&M	5
6	Texas A&M	6
2	Texas A&M	8
5	Tulane	1
10	Tulane	3
1	Tulane	2
7	Oklahoma State	8
6	Oklahoma State	5
6	Oklahoma State	7
4	Kansas State	11
5	Kansas State	14
12	Kansas State	1
10	Kansas	4
5	Kansas	7
10	Kansas	6
4	Nebraska	4
14	Nebraska	3
2	Nebraska	3
2	Oklahoma	1
2	Oklahoma	1
3	Oklahoma	2
5	Iowa State	1
1	Iowa State	3
9	Iowa State	2
3	Colorado	14
1	Colorado	3
6	Colorado	7

1968
Coach: Simmons (11-16)

7	Air Force	6
8	Arkansas	4
0	St. Mary's	2
0	Trinity	2
7	Trinity	8

10	St. Edward's	13
0	Texas A&M	4
8	Colorado	5
4	Colorado	12
7	Colorado	3
0	Iowa State	0
9	Iowa State	9
6	Iowa State	6
0	Nebraska	0
1	Nebraska	1
8	Oklahoma	8
3	Oklahoma	3
1	Oklahoma	1

9	Kansas State	6
2	Kansas State	2
10	Kansas State	10
1	Kansas	1
3	Kansas	3
3	Oklahoma State	5
5	Oklahoma State	10
4	Oklahoma State	4

1969
Coach: Simmons (14-13)

0	Texas A&M	2
5	Texas A&M	6
0	St. Mary's	5
7	Texas Lutheran	6
1	Trinity	1
0	Southern Methodist	0
8	Oklahoma State	8
6	Oklahoma State	5
9	Oklahoma State	9
2	Colorado	3
6	Colorado	5
0	Colorado	0
2	Iowa State	2
1	Iowa State	0
2	Iowa State	1
0	Nebraska	4
6	Nebraska	2
4	Nebraska	1
9	Kansas	3
3	Kansas	6
10	Kansas	6
5	Kansas State	0
1	Kansas	1
3	Kansas State	4
11	Oklahoma	8
1	Oklahoma	8
6	Oklahoma	6

1970
Coach: Simmons (12-13)

0	Texas A&M	3
3	Texas A&M	0
2	Texas A&M	9
1	Trinity	10
8	St. Mary's	15
4	Texas Lutheran	2
11	Nebraska-Omaha	1
15	Southwest Texas	6
0	Iowa State	1
1	Iowa State	5
9	Iowa State	16
7	Oklahoma State	5
2	Nebraska	3
3	Nebraska	1
2	Nebraska	2
5	Kansas	6
5	Kansas	2
10	Colorado	5
7	Colorado	5
2	Colorado	2
0	Kansas State	2
4	Kansas State	2
3	Oklahoma	4

1971
Coach: Simmons (17-16)

1	Texas Pan-American	5
0	Texas Pan-American	4
2	Trinity	5
4	Trinity	3
0	Texas A&M	3
11	Texas A&M	3
4	Texas A&M	10
2	Southwest Texas State	0
10	St. Edward's	4
2	St. Mary's	3
2	Saint Louis	1
1	Saint Louis	4
5	Kansas	4
3	Kansas	0
7	Kansas	5
3	Iowa State	4
5	Iowa State	5
4	Iowa State	9
0	Colorado	0
7	Colorado	5
7	Colorado	8
0	Kansas State	12
0	Kansas State	2
4	Kansas State	5
2	Oklahoma State	1
7	Oklahoma State	1
6	Oklahoma State	5

1	Nebraska	2
7	Nebraska	2
11	Nebraska	7
2	Oklahoma	1
5	Oklahoma	3
1	Oklahoma	1

1972
Coach: Simmons (16-16)

0	Indiana	0
5	Indiana	5
13	Indiana	13
3	Indiana	3
6	Texas Pan-American	6
0	Texas Pan-American	11
7	Texas Pan-American	7
0	Texas Pan-American	6
5	Arkansas	1
1	Arkansas	0
0	Saint Louis	1
3	Saint Louis	2
2	Kansas State	3
0	Kansas State	6
2	Colorado	5
11	Colorado	11
15	Colorado	15
7	Nebraska	13
0	Nebraska	0
7	Nebraska	7
12	Kansas	3
8	Kansas	2
10	Kansas	10
6	Iowa State	1
8	Iowa State	7
13	Iowa State	2
6	Oklahoma State	2
8	Oklahoma State	8
5	Oklahoma	5
4	Oklahoma	4
7	Oklahoma	3

1973
Coach: Simmons (13-21)

1	Indiana	2
3	Texas Pan-American	7
3	Indiana	6
0	Texas Pan-American	3
1	Texas Pan-American	0
7	Indiana	13
0	Texas Pan-American	2
5	Indiana	1
0	Oklahoma	0
0	Oklahoma	3
4	Oklahoma	4
5	Colorado	5
2	Colorado	3
3	Colorado	5
5	Kansas State	6
6	Kansas State	6
4	Saint Louis	4
14	Saint Louis	14
5	Kansas	3
8	Kansas	3
3	Kansas	3
13	Missouri Western	3
3	Missouri Western	13
14	Missouri Western	0
5	Iowa State	5
7	Iowa State	7
0	Iowa State	0
10	SIU-Edwardsville	10
2	SIU-Edwardsville	2
3	Oklahoma State	2
9	Oklahoma State	9
5	Oklahoma State	4
0	Nebraska	0
2	Nebraska	0
1	Nebraska	5

1974
Coach: McArtor (28-14)

2	Texas Pan-American	8
3	Kansas	5
2	Texas Pan-American	3
7	Texas A&M	7
5	Texas A&M	4
2	Texas Pan-American	6
13	Dallas	3
0	Dallas	0
13	Dallas	3
4	NW Missouri State	3
9	NW Missouri State	1
4	Iowa State	3
5	Iowa State	5
2	Iowa State	2
11	Missouri-Rolla	0
7	Missouri-Rolla	2
6	Missouri-Rolla	4
4	Missouri-St. Louis	4
0	Missouri-St. Louis	0
3	Oklahoma State	3
2	Oklahoma State	7
9	Oklahoma State	9
6	Oklahoma State	6
5	Central Missouri State	5
6	Central Missouri State	4
7	Oklahoma	4
0	Oklahoma	7
14	Oklahoma	17
7	Saint Louis	6
2	Saint Louis	1
12	Nebraska	0

15	Nebraska	3
3	Nebraska	7
5	Missouri Western	2
7	Missouri Western	1
3	Kansas	6
9	Kansas	3
9	Colorado	3
10	Colorado	9
15	Colorado	3
0	Kansas State	4
3	Kansas State	9
3	Kansas State	5

1975
Coach: McArtor (17-20)

5	Dallas	0
2	Northern Iowa	0
14	Northern Iowa	3
4	Texas Pan-American	6
5	Northern Iowa	1
0	Texas Pan-American	8
1	Iowa	3
0	New Orleans	2
4	NW Missouri State	8
3	NW Missouri State	5
15	SW Missouri State	3
7	SW Missouri State	0
5	Central Missouri State	8
6	Missouri-St. Louis	3
1	Missouri-St. Louis	2
8	Kansas State	4
8	Kansas State	14
6	Kansas State	8
4	Nebraska	7
6	Nebraska	8
9	Nebraska	6
10	Saint Louis	9
6	Saint Louis	10
12	Kansas	8
8	Kansas	14
8	Kansas	6
10	Missouri Western	3
1	Oklahoma	7
1		



Table with 3 columns: Rank, Team, Wins. Includes Iowa State, Western Illinois, Kansas, Missouri-St. Louis, Oklahoma State, etc.

Coach: McArthur (45-12)

Table with 3 columns: Rank, Team, Wins. Includes Oral Roberts, Western Michigan, Florida Southern, etc.

Table with 3 columns: Rank, Team, Wins. Includes Colorado, Kansas State, Missouri-St. Louis, etc.

Coach: McArthur (43-18)

Table with 3 columns: Rank, Team, Wins. Includes Western Michigan, Arkansas, Evansville, etc.

Table with 3 columns: Rank, Team, Wins. Includes Wisconsin-LaCrosse, Wyoming, Iowa, etc.

Coach: McArthur (25-16)

Table with 3 columns: Rank, Team, Wins. Includes SIU-Edwardsville, Texas Pan-American, Northern Iowa, etc.

Table with 3 columns: Rank, Team, Wins. Includes Nebraska, Missouri Western, Missouri Western, etc.

Coach: McArthur (36-27)

Table with 3 columns: Rank, Team, Wins. Includes Evangel, William Jewell, NE Missouri State, etc.

Table with 3 columns: Rank, Team, Wins. Includes Tulane, Nicholls State, Southern Mississippi, etc.

Coach: McArthur (36-26)

Table with 3 columns: Rank, Team, Wins. Includes William Jewell, Iowa, Iowa, etc.

Table with 3 columns: Rank, Team, Wins. Includes Coach: McArthur (42-22), NCAA South Regional, Central Missouri State, etc.

Table with 3 columns: Rank, Team, Wins. Includes Iowa State, SIU-Edwardsville, Murray State, etc.

Table with 3 columns: Rank, Team, Wins. Includes Missouri-St. Louis, Missouri-St. Louis, Iowa State, etc.

Table with 3 columns: Rank, Team, Wins. Includes Missouri-St. Louis, Missouri-St. Louis, Texas Pan-American, etc.

Table with 3 columns: Rank, Team, Wins. Includes New Mexico Highlands, Wyoming, Utah, etc.

Table with 3 columns: Rank, Team, Wins. Includes William Jewell, Iowa, Iowa, etc.

Table with 3 columns: Rank, Team, Wins. Includes Missouri Western, Iowa State, Iowa State, etc.

Table with 3 columns: Rank, Team, Wins. Includes Oklahoma State, Colorado, Kansas State, etc.

Table with 3 columns: Rank, Team, Wins. Includes SIU-Edwardsville, Oklahoma State, Oklahoma State, etc.

Table with 3 columns: Rank, Team, Wins. Includes Missouri-St. Louis, Missouri-St. Louis, Oklahoma State, etc.

Table with 3 columns: Rank, Team, Wins. Includes Iowa State, Iowa State, Iowa State, etc.

Table with 3 columns: Rank, Team, Wins. Includes Louisiana State, Tulane, Tulane, etc.

Table with 3 columns: Rank, Team, Wins. Includes NCAA South Regional, Cal State Fullerton, Middle Tennessee, etc.

Table with 3 columns: Rank, Team, Wins. Includes Coach: McArthur (45-15-1), Big Eight Champions, NCAA Midwest Regional, etc.

Table with 3 columns: Rank, Team, Wins. Includes Missouri-St. Louis, Missouri-St. Louis, Kansas State, etc.

Table with 3 columns: Rank, Team, Wins. Includes Missouri-St. Louis, Missouri-St. Louis, Oklahoma State, etc.

Table with 3 columns: Rank, Team, Wins. Includes Iowa State, Iowa State, Iowa State, etc.

Table with 3 columns: Rank, Team, Wins. Includes Missouri Western, Missouri Western, Missouri Western, etc.

Table with 3 columns: Rank, Team, Wins. Includes Coach: McArthur (35-27), Missouri Western, Missouri Western, etc.

Table with 3 columns: Rank, Team, Wins. Includes Coach: McArthur (39-17), Missouri Western, Missouri Western, etc.

Table with 3 columns: Rank, Team, Wins. Includes Missouri Western, Missouri Western, Missouri Western, etc.

Table with 3 columns: Rank, Team, Wins. Includes Missouri Western, Missouri Western, Missouri Western, etc.

Table with 3 columns: Rank, Team, Wins. Includes Missouri-St. Louis, Missouri-St. Louis, Missouri-St. Louis, etc.

Table with 3 columns: Rank, Team, Wins. Includes Missouri-St. Louis, Missouri-St. Louis, Missouri-St. Louis, etc.

Table with 3 columns: Rank, Team, Wins. Includes Missouri-St. Louis, Missouri-St. Louis, Missouri-St. Louis, etc.

16	Lincoln	0
11	Central Methodist	1
10	Central Methodist	3
3	Oklahoma	7
3	Oklahoma	17
2	Oklahoma	5
12	Oklahoma	5
7	SIU-Edwardsville	0
4	SIU-Edwardsville	5
5	Nebraska	6
3	Nebraska	5
7	Nebraska	9
12	Nebraska	4
2	Northern Iowa	1
11	Northern Iowa	2
6	Kansas	7
8	Kansas	6
5	Kansas	1
10	Kansas	13
5	Oklahoma	8
3	Oklahoma State	7
8	Oklahoma	6
3	Oklahoma State	2
7	Oklahoma State	18

1990 Coach: McArtor (28-27)

11	Iowa	1
4	Iowa	3
3	Iowa	7
14	Central Missouri State	5
19	Northern Iowa	2
8	Northern Iowa	11
7	Eastern Illinois	6
8	Eastern Illinois	8
20	Eastern Illinois	3
16	Westminster	5
1	Texas A&M	9
6	Texas A&M	9
2	Houston	3
2	Rice	5
16	Houston	1
2	Rice	4
3	Lamar	1
3	Lamar	2
2	Lamar	7
1	Iowa State	6
1	Iowa State	0
16	Iowa State	5
3	Iowa State	4
20	NW Missouri State	2
4	Oklahoma State	12
7	Oklahoma State	10
3	Oklahoma State	8
4	Oklahoma State	3
3	SW Missouri State	7
1	Kansas State	4
9	Kansas State	4
4	Kansas State	5
1	Kansas State	2
10	NE Missouri State	0
6	Missouri Western	3
5	Missouri Western	2
5	Oklahoma	6
6	Oklahoma	14
5	Oklahoma	5
5	Oklahoma	6
3	Indiana State	5
10	Central Methodist	1
11	Nebraska	4
5	Nebraska	2
1	Nebraska	7
8	Nebraska	14
6	SIU-Carbondale	9
5	SIU-Carbondale	6
9	Missouri-St. Louis	3
10	Missouri-St. Louis	6
8	Kansas	2
4	Kansas	3
1	Kansas	6
1	Kansas	0

1991 Coach: McArtor (41-20) NCAA East Regional

27	Northern Iowa	1
2	Iowa	4
5	Iowa	0
13	Iowa	2
9	Indiana State	6
11	Minnesota	13
7	Minnesota	2
4	Minnesota	1
6	SW Missouri State	5
4	Bradley	2
2	Morehead State	1
13	Illinois-Chicago	3
4	Central Florida	3
2	Princeton	11
9	Princeton	8
4	Central Florida	3
8	Saint Louis	5
7	Iowa State	0
9	Iowa State	4
0	Iowa State	2
6	Iowa State	3
5	Missouri-St. Louis	0
11	Missouri-St. Louis	3

2	Kansas State	4
17	Kansas State	8
5	Kansas State	8
7	Kansas State	8
10	Central Missouri State	3
12	Missouri Western	6
11	Missouri Western	1
3	Oklahoma	10
4	Oklahoma	4
5	Oklahoma	1
11	Oklahoma	7
9	NW Missouri State	7
11	Arkansas	3
6	NE Missouri State	3
2	Nebraska	3
3	Nebraska	4
4	Nebraska	3
2	Nebraska	0
13	Central Methodist	12
7	Saint Louis	2
7	Western Illinois	9
4	SIU-Carbondale	7
8	SIU-Carbondale	5
4	Kansas	2
7	Kansas	12
2	Kansas	1
3	Kansas	6
6	Oklahoma State	8
6	Oklahoma State	9
0	Oklahoma State	18
4	Oklahoma	9
0	Iowa State	5
9	Oklahoma	5

NCAA East Regional

4	Jacksonville	4
3	North Carolina State	3
8	Furman	4
5	North Carolina State	8

1992 Coach: McArtor (34-22)

6	Central Missouri State	2
2	Florida	10
3	Florida	8
1	Florida	4
18	Lincoln	4
1	Western Illinois	1
7	Western Illinois	2
17	Western Illinois	7
5	SW Missouri State	7
13	SW Baptist	6
6	Minnesota	7
7	Minnesota	6
6	Minnesota	8
2	Oklahoma State	6
2	Oklahoma State	6
10	Oklahoma State	12
4	Oklahoma State	4
10	Quincy College	2
15	NE Missouri State	6
0	Iowa State	0
7	Iowa State	7
12	Iowa State	1
2	Iowa State	5
13	Missouri Western	1
14	Missouri Western	4
1	Kansas State	4
2	Kansas State	2
3	Kansas State	2
10	Kansas State	4
1	Saint Louis	2
4	Oklahoma	8
3	Oklahoma	11
5	Oklahoma	4
4	Oklahoma	8
9	Westminster	4
12	Indiana State	7
1	Nebraska	4
6	Nebraska	18
11	Nebraska	1
13	SIU-Edwardsville	7
5	Saint Louis	5
5	Southern Mississippi	10
7	Southern Mississippi	7
14	Southern Mississippi	4
7	Missouri-St. Louis	2
0	Kansas	0
4	Kansas	7
12	Kansas	4
18	Kansas	5
2	SIU-Edwardsville	2
0	SIU-Edwardsville	0
17	SE Missouri State	7
16	SE Missouri State	10
5	SE Missouri State	6
7	SE Missouri State	8
8	Oklahoma State	8
10	Iowa State	10

1993 Coach: McArtor (30-19)

5	Michigan	4
6	South Alabama	4
1	Michigan	0
22	NE Missouri State	3
3	Western Illinois	3
16	Western Illinois	0
10	Western Illinois	5
13	Lindenwood	2
3	SW Missouri State	2

9	Southern Mississippi	2
5	Southern Mississippi	6
11	Southern Mississippi	14
3	Central Missouri State	5
4	Oklahoma	5
5	Oklahoma	11
2	Indiana State	2
4	St. Olaf	4
0	Kansas State	2
3	Kansas State	7
5	Kansas State	5
0	Saint Louis	0
6	Oklahoma	6
7	Oklahoma	7
5	Kansas	5
5	Kansas	5
1	Arkansas State	2
8	Arkansas State	1
9	Arkansas State	5
9	Nebraska	9
2	Nebraska	6
6	Nebraska	7
8	Kansas State	8
13	Kansas State	8
8	Kansas	4
11	Kansas	11
6	Nebraska	10
7	Nebraska	7
4	Saint Louis	4
1	Iowa State	1
10	Western Illinois	2
4	Oklahoma State	4
1	Creighton	1
2	Iowa State	7
3	Iowa State	13
5	Iowa State	5
7	Nebraska	7
8	Oklahoma State	8

1994 Coach: McArtor (32-26)

20	NE Missouri State	2
5	Central Missouri State	11
11	New Orleans	4
4	SE Louisiana	4
9	SE Louisiana	9
5	SE Louisiana	5
3	Lincoln	3
2	Missouri Western	2
7	Arkansas State	7
7	Arkansas State	7
6	Arkansas State	6
3	Iowa	3
4	Iowa	3
0	Iowa	0
5	Missouri-St. Louis	5
5	Oral Roberts	5
3	Oral Roberts	3
8	Oklahoma State	10
15	Oklahoma State	15
10	Oral Roberts	10
3	Oral Roberts	3
14	Indiana State	14
1	Nebraska	1
2	Nebraska	2
1	Nebraska	1
8	Saint Louis	0
10	SIU-Carbondale	8
5	Kansas	5
11	Kansas	11
8	Kansas	8
2	Kansas State	2
2	Kansas State	2
7	Oklahoma	7
4	Oklahoma	5
4	SIU-Edwardsville	4
3	Rockhurst	3
14	Westminster	4
12	Kansas State	5
11	Kansas State	11
6	Oklahoma State	16
11	Oklahoma State	11
18	Oklahoma State	18
11	Creighton	11
5	Nebraska	5
11	Nebraska	11
4	Iowa State	4
16	Iowa State	16
6	Iowa State	6
24	Oklahoma State	23
6	Oklahoma State	9
6	Oklahoma State	5
8	Nebraska	2
10	Nebraska	10
17	Nebraska	17
2	Oklahoma	2
17	Oklahoma	17
7	Oklahoma	7
6	Oklahoma State	7
15	Oklahoma	15

1995 Coach: Jamieson (19-34)

4	SE Missouri State	5
15	Central Missouri State	24
2	Lincoln	2
7	Iowa	9
0	Iowa	6
4	Iowa	5

1	SIU-Edwardsville	14
3	Missouri Baptist	14
1	Rockhurst	2
10	Rockhurst	1
2	Nevada-Las Vegas	4
6	Fresno State	6
3	Portland	3
4	Nevada	18
3	Gonzaga	3
7	Portland	8
11	SE Missouri State	1
8	Oklahoma	8
15	Oklahoma	15
9	Oklahoma State	16
2	Oklahoma State	10
12	Oklahoma State	12
6	Indiana State	6
1	Nebraska	9
8	Nebraska	1
12	Nebraska	12
8	Nebraska	8
3	Nebraska	17
13	Missouri Western	2
11	Oklahoma State	11
2	Oral Roberts	2
9	Oral Roberts	9
14	Oral Roberts	14
4	Kansas State	4
8	Kansas State	8
9	Kansas State	9
0	Oklahoma	8
7	Oklahoma	13
1	Oklahoma	5
6	Westminster	1
7	SW Missouri State	7
1	Kansas	1
2	Kansas	2
13	Saint Louis	13
0	Saint Louis	0
6	Kansas State	12
5	Kansas State	1
8	Kansas State	8
9	Kansas	13
15	Iowa State	2
10	Iowa State	10
8	Iowa State	8
1	Iowa State	1
10	Iowa State	12

1996 Coach: Jamieson (39-19) NCAA Midwest Regional

11	Missouri Baptist	3
19	Lincoln	0
26	South Alabama	5
5	Auburn	4
12	South Alabama	12
14	Westminster	4
2	Arkansas State	0
16	Arkansas State	6
6	Arkansas State	8
4	SW Missouri State	3
9	Tulane	9
7	Tulane	7
0	Tulane	0
13	Central Missouri State	9
3	Rockhurst	7
15	Missouri Valley	4
25	Oklahoma State	25
10	Oklahoma State	12
3	SE Missouri State	7
8	William Penn	5
6	Nebraska	6
4	Nebraska	3
10	Nebraska	8
2	Kansas	1
5	Kansas	4
13	Kansas	4
16	Kansas	4
9	Kansas	11
11	NE Missouri State	11
8	Saint Louis	8
17	Saint Louis	17
5	Kansas State	5
12	Kansas State	12
10	Kansas State	10
2	Kansas State	2
10	Kansas State	10
6	Kansas State	6
7	Kansas State	7
18	SIU-Carbondale	18
4	Oral Roberts	4
5	Oral Roberts	5
7	Kansas State	7
13	Kansas State	13
13	Creighton	13
7	Oklahoma	7
4	Oklahoma	4
2	Oklahoma	2
6	Oklahoma State	6
15	Oklahoma	15

NCAA Midwest Regional

12	Rice	17
4	Iowa State	4
2	Wichita State	2

1997 Coach: Jamieson (31-27)

9	Oral Roberts	2
1	Oral Roberts	6
8	Oral Roberts	7
4	San Diego	12
4	San Diego State	5
10	Utah	10
11	Loyola Marymount	11
1	San Diego	1
4	Lincoln	4
8	Kansas State	8
14	Kansas State	14
7	Kansas State	7
4	SW Missouri State	4
17	Bradley	17
6	Texas A&M	6
1	Texas A&M	1
6	Texas A&M	4
4	Kansas	6
8	Kansas	13
3	Nebraska	12
7	Nebraska	7
10	Nebraska	10
6	Saint Louis	6
15	Oklahoma State	15
10	Oklahoma State	10
9	Iowa	4
5	Iowa	5
13	Rockhurst	13
29	Rockhurst	29
15	Arkansas	4
3	Saint Louis	9
6	Texas Tech	16
5	Texas Tech	18
2	Texas Tech	2
7	Central Missouri State	7
3	Baylor	2
6	Baylor	6
9	Baylor	9
8	Arkansas	8
5	Kansas	5
11	Kansas	11
5	Kansas	5
7	Oklahoma	7
4	Oklahoma	3
4	Texas	4
6	T	

5	Saint Louis	3
7	SE Missouri State	4
6	Kansas State	6
8	Kansas State	6
6	Kansas State	9
3	Oklahoma	11
7	Oklahoma	11
4	Oklahoma	9
4	Oklahoma	9
13	SE Missouri State	9
6	Texas A&M	11
6	Texas A&M	2
6	Texas A&M	5
12	Nebraska	10
6	Oklahoma	12
3	Nebraska	4
5	Wood bat game	4

13	Texas A&M	2
5	Western Illinois	7
12	Western Illinois	4
5	Oklahoma State	8
11	Oklahoma State	12
1	Oklahoma State	15
5	SE Missouri State	5
3	Kansas State	5
1	Kansas State	10
5	Northern Iowa	8
6	Northern Iowa	3
6	Northern Iowa	10

7	Texas A&M	7
1	St. Louis	0
2	Texas	1
6	Texas	10
3	Texas	16
7	Texas Tech	7
2	Texas Tech	3
5	Texas Tech	1
11	Kansas	11
1	Kansas	6
4	Kansas	4
13	SE MO St.	11
5	Oklahoma State	5
9	Oklahoma State	9
0	Oklahoma State	3
7	Oklahoma State	14
5	Oklahoma	7
7	Baylor	4
10	Baylor	7
9	Oklahoma State	13
10	Oklahoma State	10

2	SE Missouri State	3
9	Kansas	6
3	Kansas	10
6	Kansas	9
3	Nebraska	6
13	Nebraska	13
9	SE Missouri State	9
6	Oklahoma	6
8	Oklahoma	8
7	Oklahoma	12
4	St. Louis	0
2	Oklahoma State	2
4	Oklahoma State	1
3	Oklahoma State	3
3	SE Missouri State	3
3	Baylor	10
5	Baylor	1
10	Baylor	3
2	Missouri State	1
12	Miss. Valley State	1
19	Miss. Valley State	2
19	Miss. Valley State	31
1	Texas Tech	13
4	Texas Tech	5
2	Texas Tech	3
14	Illinois	2
6	Texas	5
8	Texas	4
7	Texas	5
9	Oklahoma State	5
3	Oklahoma	7
11	Oklahoma	0

9	Indiana State	8
2	Indiana State	2
6	Toledo	0
10	Toledo	0
3	Toledo	1
11	Toledo	6
13	South Dakota State	1
9	South Dakota State	4
7	Baylor	0
0	Baylor	0
3	Baylor	7
17	Minnesota	8
12	Minnesota	12
1	Texas Tech	0
2	Texas Tech	3
15	Texas Tech	15
5	Western Illinois	5
17	Lincoln	2
6	Oklahoma State	6
9	Oklahoma State	6
8	Oklahoma State	28
1	Missouri State	6
12	Texas	12
2	Texas	13
9	Texas	22
3	William Woods	9
6	Oklahoma	4
5	Oklahoma	10
4	Oklahoma	22
6	Eastern Illinois	6
2	Southern Illinois	2
8	Texas A&M	8
15	Texas A&M	15
12	Texas A&M	10
3	Kansas	3
10	Kansas State	10
7	Kansas State	7
3	Kansas State	10
4	Creighton	4
3	Kansas	3
7	Kansas	7
12	Kansas	7
8	Nebraska	7
9	Nebraska	9
3	Nebraska	15
11	Missouri State	6
3	Kansas	3
8	Kansas	8
9	Kansas	9
9	Kansas	9

6	Gonzaga	10
17	Washington	6
2	N. Mexico St.	10
1	Florida Atlantic	2
11	Auburn	7
6	Boston College	14
0	Houston	3
3	TCU	10
5	Texas	8
7	W. Illinois	7
7	Xavier	13
4	Xavier	2
1	Xavier	5
3	North Dakota	3
0	North Dakota	0
6	Ark-Pine Bluff	0
9	Ark-Pine Bluff	2
28	Ark-Pine Bluff	2
4	Texas A&M	3
5	Texas A&M	5
4	Texas A&M	4
22	Purdue	14
3	Purdue	6
6	Baylor	20
7	Baylor	7
13	Baylor	9
14	SIU-Edwardsville	3
4	Illinois	4
7	Oklahoma	6
4	Oklahoma	10
11	Oklahoma	11
5	Missouri State	5
2	Oklahoma State	2
10	Oklahoma State	10
3	Oklahoma State	4
0	Kansas	1
2	Kansas State	2
9	Kansas State	10
8	Eastern Illinois	2
10	Eastern Illinois	2
8	Texas Tech	11
5	Texas Tech	5
16	Texas Tech	16

2010 Coach: Jamieson (29-26)

6	Gonzaga	10
17	Washington	6
2	N. Mexico St.	10
1	Florida Atlantic	2
11	Auburn	7
6	Boston College	14
0	Houston	3
3	TCU	10
5	Texas	8
7	W. Illinois	7
7	Xavier	13
4	Xavier	2
1	Xavier	5
3	North Dakota	3
0	North Dakota	0
6	Ark-Pine Bluff	0
9	Ark-Pine Bluff	2
28	Ark-Pine Bluff	2
4	Texas A&M	3
5	Texas A&M	5
4	Texas A&M	4
22	Purdue	14
3	Purdue	6
6	Baylor	20
7	Baylor	7
13	Baylor	9
14	SIU-Edwardsville	3
4	Illinois	4
7	Oklahoma	6
4	Oklahoma	10
11	Oklahoma	11
5	Missouri State	5
2	Oklahoma State	2
10	Oklahoma State	10
3	Oklahoma State	4
0	Kansas	1
2	Kansas State	2
9	Kansas State	10
8	Eastern Illinois	2
10	Eastern Illinois	2
8	Texas Tech	11
5	Texas Tech	5
16	Texas Tech	16
11	Missouri State	6
3	Kansas	3
8	Kansas	8
9	Kansas	9
9	Kansas	9
0	Nebraska	0
12	Nebraska	7
5	Nebraska	5
6	Nebraska	6
2	Texas	2
5	Texas	5
11	Texas	20
7	Texas	3
2	Texas A&M	7
7	Texas Tech	7

2003 Coach: Jamieson (36-22)

12	UNC-Wilmington	1
2	UNC-Wilmington	5
6	UNC-Wilmington	3
3	Northwestern	5
2	Cal Poly	4
4	Northwestern St.	4
10	La-Monroe	10
11	Northern Iowa	4
9	Youngstown State	0
2	Youngstown State	2
30	Truman State	0
9	Lincoln (MO)	1
9	Creighton	4
4	Creighton	0
6	Creighton	6
1	Creighton	1
19	at SEMO	1
7	Marquette	7
4	Texas	4
16	Texas	16
6	Texas	6
5	Illinois State	11
7	Kansas	7
18	E. Michigan	18
8	E. Michigan	2
14	E. Michigan	4
15	Illinois State	2
13	Youngstown State	0
17	Youngstown State	3
12	Youngstown State	2
6	North Dakota State	0
11	North Dakota State	11
5	North Dakota State	3
13	North Dakota State	13
3	Kansas State	1
5	Kansas State	5
12	Kansas State	12
8	Saint Louis	8
2	Texas Tech	2
5	Texas Tech	5
16	Western Illinois	16
3	Nebraska	3
13	Nebraska	13
16	Nebraska	16
11	Nebraska	11
16	Western Illinois	16
13	Nebraska	13
3	Nebraska	3
10	Nebraska	10
7	SE Missouri State	7
6	Oklahoma	6
13	Oklahoma	13
23	Oklahoma	23
12	Texas	12
6	Texas	6
1	Texas	1
13	Texas	13
5	SE Missouri State	5
7	Creighton	7
8	Creighton	8
6	Creighton	6
11	Creighton	11
14	Oklahoma State	14
11	Oklahoma State	11
17	Oklahoma State	17
6	Oklahoma State	6
6	Oklahoma State	6
6	Oklahoma State	6
6	Oklahoma State	6
7	Oklahoma State	7
11	Oklahoma State	11
4	Oklahoma State	4
11	Oklahoma State	11
7	Oklahoma State	7
13	Oklahoma State	13
3	Oklahoma State	3
13	Oklahoma State	13
10	Oklahoma State	10
5	Oklahoma State	5
5	Oklahoma State	5

2005 Coach: Jamieson (45-23)

8	Portland	3
4	Winthrop	7
2	Gardner-Webb	9
3	Winthrop	3
11	Akron	0
2	Indiana St.	2
5	Memphis	7
6	Murray St.	6
4	E. Michigan	1
7	E. Michigan	2
14	E. Michigan	4
15	Illinois State	2
13	Youngstown State	0
17	Youngstown State	3
12	Youngstown State	2
6	North Dakota State	0
11	North Dakota State	12
9	North Dakota State	9
3	North Dakota State	3
1	Kansas State	1
3	Kansas State	5
12	Kansas State	12
8	Saint Louis	8
2	Texas Tech	2
25	Texas Tech	25
7	Texas Tech	7
3	Texas Tech	3
5	SE Missouri St.	5
1	SE Missouri St.	10
1	Texas A&M	1
3	Texas A&M	3
11	Texas A&M	11
3	Texas A&M	3
2	SE Missouri State	2
5	Oklahoma State	5
4	Oklahoma State	4
6	Oklahoma State	6
14	Oklahoma State	14
4	Oklahoma State	4
19	Saint Louis	19
6	Oklahoma	6
6	Oklahoma	6
9	Oklahoma	9
6	Oklahoma	6
6	Oklahoma	6
4	Oklahoma	4
5	Oklahoma	5
4	Oklahoma	4
2	Oklahoma	2
7	Oklahoma	7
1	Oklahoma	1
7	Oklahoma	7
9	Oklahoma	9
2	Oklahoma	2
6	Oklahoma	6
8	Oklahoma	8
8	Oklahoma	8
3	Oklahoma	3
7	Oklahoma	7
5	Oklahoma	5
10	Oklahoma	10
5	Oklahoma	5

12	Florida Inter.	12
15	Florida Inter.	15
7	Florida Inter.	7
2	Florida Inter.	2
7	Florida Inter.	7
2	Arizona State	2
3	Arizona State	3
7	Arizona State	7
2	Arizona State	2
3	Gonzaga	3
5	Gonzaga	5
6	Oregon State	6
1	BYU	1
5	Akron	5
13	Akron	13
8	Navy	8
5	Navy	5
5	Memphis	5
5	Youngstown St.	5
3	Youngstown St.	3
11	Youngstown St.	11
3	Youngstown St.	3
11	Youngstown St.	11
4	Louisiana-Monroe	4
5	Louisiana-Monroe	5
4	Louisiana-Monroe	4
2	Texas State	2
14	Texas State	14
6	Texas State	6
19	Saint Louis	19
6	Western Illinois	6
6	Cleveland State	6
9	Cleveland State	9
6	Cleveland State	6
6	Cleveland State	6
4	Nebraska	4
11	Nebraska	11
3	Nebraska	3
7	Nebraska	7
16	Nebraska	16
4	Creighton	4
2	Kansas	2
7	Kansas	7
3	Kansas	3
9	Kansas	9
0	Kansas State	0
6	Kansas State	6
7	Kansas State	7
7	Kansas State	7
4	Texas A&M	4
3	Texas A&M	3
4	Texas A&M	4
4	Illinois-Chicago	4
8	Illinois-Chicago	8
8	Illinois-Chicago	8
2	Oklahoma State	2
7	Oklahoma State	7
13	Oklahoma State	13
6	Oklahoma State	6
11	Oklahoma State	11
6	Saint Louis	6
2	Oklahoma	2
4	Oklahoma	4
1	Oklahoma	1
4	Oklahoma	4
7	Oklahoma	7
2	Minnesota	2
4	Minnesota	4
5	Minnesota	5
1	Baylor	1
3	Baylor	3
0	Baylor	0
19	Indiana State	19
1	Indiana State	1
3	Indiana State	3
2	Indiana State	2
2	Indiana State	2
3	Kansas	3
6	Kansas	6
3	Kansas	3
11	Kansas State	11
0	Kansas State	0
3	Kansas State	3
7	Kansas State	7
3	Kansas State	3
18	Texas Tech	18
5	Texas Tech	5
10	Texas Tech	10
15	Texas Tech	15
7	Texas Tech	7
2	Texas Tech	2
7	Texas Tech	7
1	Texas Tech	1
15	Texas Tech	15
2	Texas Tech	2
7	Texas Tech	7
1	Texas Tech	

POSTSEASON HISTORY

- All-Time Postseason Appearances: 21**
- All-Time College World Series Appearances: 6**
- All-Time Postseason Record: 42-44**
- All-Time College World Series Record: 18-11**
- National Championships: 1**
- National Runners-Up: 3**

1952 NATIONAL RUNNERS-UP



College World Series

- Missouri 15, Northern Colorado 1
- Missouri 1, Holy Cross 0
- Missouri 3, Penn State 2
- Holy Cross 7, Missouri 3
- Holy Cross 8, Missouri 4

1954 NATIONAL CHAMPIONS



College World Series

- Missouri 6, Lafayette 3
- Rollins 4, Missouri 1
- Missouri 8, Massachusetts 1
- Missouri 7, Oklahoma State 3
- Missouri 4, Michigan State 3
- NATIONAL CHAMPIONSHIP GAME:**
Missouri 4, Rollins 1

1958 NATIONAL RUNNERS-UP



District V Playoffs

- Missouri 11, Iowa State Teachers 7
- Missouri 13, Iowa State Teachers 3

College World Series

- Missouri 3, Western Michigan 1
- Missouri 11, Colorado State 2
- Missouri 4, Holy Cross 1
- Missouri 3, Western Michigan 1
- Southern California 7, Missouri 0
- Southern California 8, Missouri 7

1962

District V Playoffs

- Missouri 3, Bradley 1
- Missouri 9, Bradley 4

College World Series

- Ithaca 5, Missouri 1
- Santa Clara 7, Missouri 4

1963

District V Playoffs

- Missouri 16, Saint Louis 0
- Saint Louis 2, Missouri 1
- Missouri 7, Saint Louis 1

College World Series

- Missouri 3, Holy Cross 0
- Missouri 3, Texas 2
- Arizona 5, Missouri 4
- Southern California 12, Missouri 3

1964
NATIONAL RUNNERS- UP



District V Playoffs

Missouri 1, Saint Louis 1
Missouri 2, Saint Louis 1

College World Series

Missouri 7, Arizona State 0
Southern California 3, Missouri 2
Missouri 3, Seton Hall 1
Missouri 4, Minnesota 1
Missouri 2, Maine 1
Minnesota 5, Missouri 1

1965

District V Playoffs

Saint Louis 5, Missouri 4
Saint Louis 5, Missouri 4

1976

NCAA Midwest Regional

Missouri 5, Texas A&M 3
Arizona 10, Missouri 1
Texas A&M 12, Missouri 1

1978

NCAA Midwest Regional

Eastern Michigan 4, Missouri 2
Texas A&M 5, Missouri 1

1980

NCAA Midwest Regional

Missouri 5, Wichita State 4
Arkansas 10, Missouri 6
UNLV 10, Missouri 2
California 2, Missouri 1

1981

NCAA South Regional

Middle Tennessee State 4, Missouri 2
Florida 7, Missouri 3

1988

NCAA South Regional

Cal State-Fullerton 6, Missouri 3
Missouri 10, Middle Tennessee State 6
Texas A&M 6, Missouri 2

1991

NCAA East Regional

Missouri 5, Jacksonville 4
North Carolina State 3, Missouri 1
Missouri 8, Furman 4
North Carolina 8, Missouri 5

1996

NCAA Midwest Regional

Rice 17, Missouri 4
Wichita State 9, Missouri 2

2003

NCAA Regional

North Carolina 4, Missouri 3
Missouri 13, Middle Tennessee State 7
Mississippi State 10, Missouri 5

2004

NCAA Regional

Wichita State 3, Missouri 0
Missouri 11, LeMoyne 3
Arkansas 10, Missouri 7

2005

NCAA Regional

Arizona 5, Missouri 3
Missouri 14, Harvard 6
Cal State-Fullerton 8, Missouri 6

2006

NCAA Regional

Pepperdine 3, Missouri 2
Missouri 5, UC-Irvine 4
Missouri 2, UCLA 1
Missouri 4, Pepperdine 1
Missouri 8, Pepperdine 3
NCAA Super Regional
Cal State-Fullerton 7, Missouri 1
Cal State-Fullerton 9, Missouri 1

2007

NCAA Regional

Missouri 10, Kent State 2
Missouri 7, Louisville 5
Louisville 4, Missouri 3
Louisville 16, Missouri 6

2008

NCAA Regional

Missouri 7, Mississippi 0
Miami 6, Missouri 5
Mississippi 9, Missouri 6

2009

NCAA Regional

Western Kentucky 11, Missouri 5
Missouri 9, Monmouth 0
Western Kentucky 11, Missouri 6

HONORS & AWARDS

ALL-AMERICA

FIRST TEAM

1952	Junior Wren, OF Don Boenker, P
1954	Jerry Schoonmaker, OF
1957	Jack Davis, OF
1958	Ray Uriarte, 3B
1959	Ralph Hochgrebe, 2B
1960	Ron Cox, SS
1964	Dave Harvey, 3B Keith Weber, P
1978	Greg Cypret, SS
1985	Dave Otto, DH
1987	Dave Silvestri, SS
1988	Dave Silvestri, SS
2008	Aaron Crow, P

SECOND TEAM

1958	Bo Toft, OF
1961	Gene Orf, OF
1963	Dave Harvey, 3B
1965	Dan Rudanovich, OF
1967	Ray Thorpe, OF
1980	Lindy Duncan, SS
1998	Ryan Fry, P
2005	Max Scherzer, P
2009	Kyle Gibson, P

THIRD TEAM

1952	Kent Kurtz, 2B
1958	Sonny Siebert, 1B
1960	Gene Orf, OF
1963	John Sevcik, C
1965	Bob Robben, SS
1975	Greg Cypret, SS
1981	Phil Bradley, OF
1996	Aaron Jaworowski, 1B
2000	Ryan Stegall, SS
2004	Garrett Broshuis, P

HONORABLE MENTION


1931	Norm Wagner, P Sam Carter, SS
1976	Greg Cypret, SS Mark Thiel, C
1974	Mark Thiel, C
1981	Tom Heckman, P
1991	John Dettmer, P
1994	David Sanderson, OF

FRESHMAN ALL-AMERICA

1996	Aaron Akin, P Justin Stine, P Jason Williams, INF Logan Dale, P
1999	Ryan Stegall, SS
2000	Jayce Tingler, OF
2001	Lee Laskowski, OF
2002	Travis Wendte, P
2005	Jacob Priday, OF
2007	Trevor Coleman, C



2009 All-American Kyle Gibson



1978 First Team All-American Greg Cypret

ALL-DISTRICT V

1954	Jerry Schoonmaker, CF Bob Musgrave, RF Emil Kammer, P
1955	George Gleason, C
1956	Jay Hankins, LF
1957	Jay Hankins, LF Jack Davis, CF
1958	Ray Uriarte, 3B Sonny Siebert, 1B Bo Toft, RF
1959	Ralph Hochgrebe, 2B Bob Haas, LF
1960	Ron Cox, SS Gene Orf, OF
1962	Dan Reilly, OF
1963	Gene McArtor, 1B John Sevcik, C Bob Price, 2B Dave Harvey, 3B Jack Stroud, P
1964	Dave Harvey, 3B Keith Weber, P
1965	Dan Rudanovich, OF Bob Robben, SS
1967	Ray Thorpe, OF
1969	Steve Patchin, C
1974	Mark Thiel, C
1975	Greg Cypret, SS
1976	Greg Cypret, SS Mark Thiel, C
1977	John Kruse, 2B
1978	Greg Cypret, SS
1980	Lindy Duncan, SS
1981	Phil Bradley, OF Kevin Knop, 2B
1982	Shane Fairbanks, OF Kurt Moody, P
1983	John Marquardt, SS
1985	Dave Otto, DH
1986	Marcus Adler, 2B
1987	Dave Silvestri, SS
1988	Dave Silvestri, SS
1989	Tim Hawkins, OF
1990	Darnel Hawkins, DH
1991	John Dettmer, P



ALL-CONFERENCE

BIG 8 FIRST TEAM

1958	Ray Uriarte, 3B Sonny Siebert, 1B Bo Toft, RF Ernie Nevers, P
1959	Ralph Hochgrebe, 2B John Scowcroft, OF
1960	Ron Cox, SS Gene Orf, OF
1961	George Hulett, 3B Gene Orf, OF
1962	George Hulett, 3B Dan Reilly, OF Larry Bohannon, P Bobby Jenkins, P
1963	Gene McArtor, 1B Bob Price, 2B Dave Harvey, 3B John Sevcik, C Jack Stroud, P
1964	Dave Harvey, 3B Jim Estes, OF John Sevcik, C Keith Weber, P
1965	Mike Strode, 2B Bob Robben, SS Dan Rudanovich, OF
1967	Gene Stephenson, 1B Ray Thorpe, OF
1968	Bill Griffin, 1B Rich Henninger, P
1969	Steve Patchin, OF Del Blunk, OF
1970	Neil Sloman, OF Steve Patchin, OF
1971	Jack Bastable, 3B Bill Todd, P
1972	Jack Bastable, 3B
1974	Mark Thiel, C Tom Ellis, OF
1975	Tom Ellis, OF
1976	Greg Cypret, SS Mark Thiel, C
1977	John Kruse, 2B Greg Cypret, SS Rob Pietroburgo, P
1978	Curt Brown, 1B Greg Cypret, SS Rob Pietroburgo, P
1979	Tom Heckman, P Tim Laudner, C Jim English, 1B
1980	Lindy Duncan, SS Tom Heckman, P
1981	Phil Bradley, OF Tom Heckman, P Kevin Knop, 2B
1982	John Marquardt, SS Shane Fairbanks, SS Kurt Moody, P Roger Johnson, DH
1983	John Marquardt, SS
1985	Dave Otto, DH
1986	Marcus Adler, 2B
1987	Tony Russo, P Dave Silvestri, SS
1988	Dave Silvestri, SS Tim Clark, 2B

BIG 12 CONFERENCE AWARD WINNERS

COACH OF THE YEAR

2007 Tim Jamieson

PITCHER OF THE YEAR

2005 Max Scherzer

2008 Aaron Crow

PLAYER OF THE YEAR

2010 Aaron Senne

FRESHMAN OF THE YEAR

2007 Trevor Coleman

1989	Tim Hawkins, OF
1990	Jon Pittenger, 3B Darnel Hawkins, OF
1991	John Dettmer, P Joe Winkler, OF
1992	John Dettmer, P Rodney Weary, 1B
1993	Chopper Littrell, OF Jason Meyhoff, P
1994	Grant Ingram, DH
1996	Aaron Jaworowski, 1B

BIG 12 FIRST TEAM

1998	Ryan Fry, OF Chris George, P Griffin Moore, INF
1999	Jody Harris, P
2000	Ryan Stegall, SS
2003	Jayce Tingler, OF
2004	Garrett Broshuis, P Lee Laskowski, OF
2005	Max Scherzer, P James Boone, OF
2006	Jacob Priday, OF Nathan Culp, OF Aaron Crow, P
2007	Jacob Priday, DH
2008	Aaron Crow, P Jacob Priday, DH Aaron Senne, OF
2009	Kyle Gibson, P Greg Folgias, OF
2010	Aaron Senne, 1B Brett Nicholas, UTL

BIG 12 SECOND TEAM

1998	Justin Stine, P
1999	Aaron Wilson, 3B Justin Stine, P
2002	Jayce Tingler, OF Cody Ehlers, DH
2003	Ian Kinsler, SS Brad Flanders, C Justin James, P
2004	Ryan Rallo, OF
2005	Hunter Mense, OF Nathan Culp, P Taylor Parker, P
2007	Evan Frey, OF
2008	Trevor Coleman, C
2011	Jonah Schmidt, DH

ALL-TOURNAMENT SELECTIONS

BIG EIGHT TOURNAMENT

1976	Curt Brown, 1B* Greg Cypret, SS Al Hightower, OF Jim Leavitt, OF Rob Pietroburgo, P+
1977	Al Hightower, OF Tim Laudner, C Tom Bloemke, P
1978	Al Hightower, OF Tim Laudner, C
1980	Scott Collins, 3B Lindy Duncan, SS Mark Maurer, OF Phil Bradley, OF* Kurt Moody, P
1981	Bill Hance, C Phil Bradley, OF Shane Fairbanks, OF
1983	Bill Hance, C Shane Fairbanks, OF John Marquardt, SS
1984	Nick Rallo, 2B
1986	Mike Rogers, 1B
1987	Tim Clark, 2B Doug Bock, C
1988	Tim Clark, 2B Dave Silvestri, SS
1989	Scott Black, P Tim Hawkins, OF Todd Moseley, P Tim Pinkowski, C Bard Womack, OF
1991	Joe Winkler, OF
1994	Brent Chamberlain, C
1996	Aaron Jaworowski, 1B* Bryan Seymour, OF

BIG 12 TOURNAMENT

2000	Landon Brandes, 3B
2004	Cody Ehlers, 1B* Garrett Broshuis, P Lee Laskowski, OF James Boone, OF Mark Alexander, P
2005	Zane Taylor, INF James Boone, OF Jacob Priday, C
2006	Max Scherzer, P
2007	Brock Bond, 2B
2008	Jacob Priday, DH
2009	Ryan Lollis, OF
2010	Ryan Gebhart, OF
2011	Conner Mach, OF Jonah Schmidt, DH Kelly Fick, P

* — MVP

+ — Pitching MVP



TIGERS IN THE PROS

The presence of former Missouri Tiger Baseball players in professional baseball continues to grow each year. In 2010, five more players signed contracts. That brings the number of former MU players signing pro contracts to 159. Mizzou Head Coach Tim Jamieson has seen 57 players in his 16 years as head coach sign pro contracts.

As many as 20 former Mizzou greats have made it through the ranks and onto Major League rosters. Tim Laudner played for the 1987 World Champion Minnesota Twins. Phil Bradley played for several big league teams in 1980s and early '90s. Last year, three former Tigers spent times in the Major Leagues, including two-time All-Star selection Ian Kinsler, who played in last year's World Series with the Texas Rangers.

Max Scherzer, became the highest ever draft pick in MU history when he was selected by Arizona with the 11th overall pick in 2006. In 2008, Aaron Crow replaced Scherzer as the highest ever Tiger draft pick, when the Washington Nationals drafted Crow with the ninth pick. Crow did not sign with Washington and re-entered the draft in 2009, where he was taken by the Kansas City Royals with the 12th pick. Ten picks later Kyle Gibson was drafted by the Minnesota Twins, marking the first time in school history that two Tigers were selected in the first round of the draft.



Ian Kinsler (2003) earned his second career All-Star selection as he and the Rangers advanced to the 2010 World Series.



Max Scherzer (2005-06) won 12 games for the Detroit Tigers in 2010, striking out a career-best 184 batters.



Doug Mathis (2005) has made 37 appearances for the Texas Rangers over the last two seasons, including two starts.



Phil Bradley (1979-81) played in the Major Leagues, spending most of his big-league playing days in Seattle.

Hubert Prueett*	St. Louis Browns	1923	Jack Stroud	New York Mets	1965
Carl Miles*	Philadelphia Athletics	1940	Dan Rudanovich	Boston Red Sox	1966
Don McMillen	New York Giants	1949	Orville Hollrah	Chicago White Sox	1966
Bob "Turkey" Smith*	Boston Red Sox	1950	Mike McFarland	Boston Red Sox	1967
Junior Wren	Chicago White Sox	1952	Gary Lear	Cleveland Indians	1967
Don Boenker	Cleveland Indians	1953	Rex Hein	Kansas City Royals	1968
Jerry Schoonmaker*	Washington Nationals	1955	Rich Henninger*	Washington Senators	1968
John Grace	Milwaukee Braves	1956	Bob McDaniel	New York Yankees	1968
Bob Musgrave	Baltimore Orioles	1956	Bob Sheetz	Pittsburgh Pirates	1970
Jack Davis*	New York Yankees	1957	Steve Patchin	Los Angeles Dodgers	1971
Charley Duren	Milwaukee Braves	1957	Terry Periman	Philadelphia Phillies	1971
Jay Hankins*	Kansas City Athletics	1957	Bill Todd	Boston Red Sox	1971
Kent Kurtz	New York Yankees	1957	Jack Bastable	Oakland Athletics	1972
Ralph Schultz	Chicago White Sox	1957	Steve Pasternak	St. Louis Cardinals	1973
Norm Stewart	Baltimore Orioles	1957	Ben Tensing	Detroit Tigers	1973
Charlie James*	St. Louis Cardinals	1958	Mark Thiel	New York Yankees	1976
Hank Kuhlman	St. Louis Cardinals	1958	Greg Cypret	Houston Astros	1978
Carl Nauert	Chicago Cubs	1958	Rob Pietroburgo	Seattle Mariners	1978
Ernie Nevers	Kansas City Athletics	1958	Jeff Cornell*	Kansas City Royals	1978
Mike Shannon*	St. Louis Cardinals	1958	Tom Bloemke	Independent	1978
Sonny Siebert*	Cleveland Indians	1958	Tim Laudner*	Minnesota Twins	1979
Bo Toft	Boston Red Sox	1958	Jim English	Chicago White Sox	1979
Bob Cooper	Baltimore Orioles	1959	Rob Schmidt	Philadelphia Phillies	1979
Elmer "Bud" Harbin	Detroit Tigers	1959	Lindy Duncan	Texas Rangers	1980
John O'Donoghue*	Kansas City Athletics	1959	Ron Mathis*	Detroit Tigers	1980
Gary Starr	Chicago Cubs	1960	Mike Pfausch	Minnesota Twins	1980
Ron Cox	St. Louis Cardinals	1961	Scott Collins	Cleveland Indians	1981
Bob Meyers	San Francisco Giants	1961	Phil Bradley*	Seattle Mariners	1981
Gene Orf	Pittsburgh Pirates	1961	Tom Heckman	Oakland Athletics	1981
George Hulett	Kansas City Athletics	1962	Kurt Moody	Atlanta Braves	1982
Larry Bohannon	Minnesota Twins	1963	Jim Maddock	Atlanta Braves	1982
Rich Peterson	New York Mets	1963	Jim Lumpe	Montreal Expos	1982
Dave Harvey	Minnesota Twins	1964	Dave Gross	Minnesota Twins	1982
Dennis Musgraves*	New York Mets	1964	John Marquardt	Oakland Athletics	1983
Jim Nelson	Minnesota Twins	1964	Bill Hance	Texas Rangers	1983
Bob Price	Minnesota Twins	1964	Shane Fairbanks	Houston Astros	1983
Jim Sevcik	Minnesota Twins	1964	Scott Little*	New York Mets	1984
John Sevcik*	Minnesota Twins	1964	Roger Johnson	Philadelphia Phillies	1984
Keith Weber	New York Mets	1964	Paul James	Texas Rangers	1985



Kyle Gibson (2007-09) was named the Minnesota Twins Minor League Pitcher of the Year in 2010.



Brock Bond (2006-07) was named to the AAA Pacific Coast League All-Star Game in 2010.



Evan Frey (2005-07) of the Mobile BayBears, the Double-A affiliate of the Arizona Diamondbacks.



Aaron Senne (2007-2010) of the Jamestown Jammers, the Single-A affiliate of the Florida Marlins.



Kyle Mach (2007-09) of the Salem-Keizer Volcanoes, a Single-A affiliate of the San Francisco Giants.



Ryan Lollis (2006-09) of the Augusta GreenJackets, the Single-A affiliate of the San Francisco Giants.

Dave Otto*	Oakland Athletics	1985
Nick Rallo	Baltimore Orioles	1986
Bob Faron	St. Louis Cardinals	1986
Marcus Adler	Detroit Tigers	1987
Doug Bock	Kansas City Royals	1987
Larry Pierson	St. Louis Cardinals	1987
Mike Rogers	Texas Rangers	1987
Tony Russo	St. Louis Cardinals	1987
Tim Clark	Cincinnati Reds	1988
Dave Silvestri*	Houston Astros	1988
Dave Slavin	San Francisco Giants	1988
Scott Brown	Pittsburgh Pirates	1989
Mike Parker	Atlanta Braves	1989
Jon Pittenger	Minnesota Twins	1989
Mike Potthoff	Los Angeles Dodgers	1989
Kevin Uhrhan	Boston Red Sox	1989
Scott Black	Houston Astros	1990
Steve Powers	Houston Astros	1990
Darnel Hawkins	Houston Astros	1991
John Dettmer*	Texas Rangers	1992
Chris Wyrick	Detroit Tigers	1993
Jason Meyhoff	Minnesota Twins	1994
David Sanderson	New York Mets	1994
Scott Swift	San Francisco Giants	1994
Tom Buchman	Minnesota Twins	1996
Aaron Akin	Florida Marlins	1997
Aaron Jaworowski	Minnesota Twins	1997
Jeff Terrell	Philadelphia Phillies	1997
Ryan Fry	Kansas City Royals	1998
Jeremy Callier	Anaheim Angels	1998
Griffin Moore	Kansas City Royals	1998
Torre Tyson	Boston Red Sox	1998
Nick Schwieder	Anaheim Angels	1998

Chris George	Houston Astros	1999
Ryan Jamison	Houston Astros	1999
Justin Stine	Toronto Blue Jays	1999
Landon Brandes	St. Louis Cardinals	2000
Ralph McCasland	Montreal Expos	2000
J.R. Warner	Anaheim Angels	2000
Nick Wilfong	San Francisco Giants	2000
Ryan Stegall	Houston Astros	2001
Jon Williams	San Francisco Giants	2001
Pete Sansone	River City Rascals	2001
Jody Roughton	Detroit Tigers	2002
Drew Endicott	Kansas City Royals	2002
Jayce Tingler	Toronto Blue Jays	2003
Justin James*	Toronto Blue Jays	2003
Ian Kinsler*	Texas Rangers	2003
Andy Shipman	Boston Red Sox	2003
Derek Roper	St. Louis Cardinals	2003
Danny Hill	Toronto Blue Jays	2004
Garrett Brohsuis	San Francisco Giants	2004
Cody Ehlers	New York Yankees	2004
Mark Alexander	Los Angeles Dodgers	2004
Lee Laskowski	Mid-Missouri Mavericks	2004
Brad Flanders	Evansville Otters	2004
James Boone	Pittsburgh Pirates	2005
Andrew Johnston	Colorado Rockies	2005
Doug Mathis*	Texas Rangers	2005
Max Scherzer*	Arizona Diamondbacks	2006
Nathan Culp	San Diego Padres	2006
Brett Reynolds	Arizona Diamondbacks	2006
Hunter Mense	Florida Marlins	2006
Taylor Parker	Chicago Cubs	2006
Travis Wendte	Milwaukee Brewers	2006
Evan Frey	Arizona Diamondbacks	2007
Brock Bond	San Francisco Giants	2007
Aaron Crow	Washington Nationals	2008
Rick Zagone	Baltimore Orioles	2008
Jacob Priday	Houston Astros	2008
Ryan Lollis	Detroit Tigers	2008
Kurt Calvert	Chicago Cubs	2008
Lee Fisher	Chicago White Sox	2008
Aaron Crow*	Kansas City Royals	2009
Kyle Gibson	Minnesota Twins	2009
Trevor Coleman	Seattle Mariners	2009
Kyle Mach	San Francisco Giants	2009
Ryan Lollis	Detroit Lions	2009
Greg Folgia	Cleveland Indians	2009
Brett Nicholas	Texas Rangers	2010
Aaron Senne	Florida Marlins	2010
Nick Tepesch	Texas Rangers	2010
Michael Liberto	Kansas City Royals	2010
Tyler Clark	Detroit Tigers	2010
Matt Stites	San Diego Padres	2011
Phil McCormick	San Francisco Giants	2011
Zack Hardoin	Houston Astros	2011

*— Played at major league level



MISSOURI INTERCOLLEGIATE ATHLETICS HALL OF FAME

Herb Bunker • 1923 **Class of 1990**

A native of Nevada, Mo., Herb Bunker is one of only two four-sport letterwinners in Missouri athletic history. He lettered in football, basketball, baseball and track and field between 1920-23. In basketball, Bunker earned All-Missouri Valley Conference honors as a guard in 1921 and 1922, and was an All-American in 1921 and 1923. A tackle/center in football, he captained the Tigers in 1922. He was a catcher/outfielder in baseball, and threw the shot put on the track team. A Phi Beta Kappa student who earned a Ph.D. in sociology, Bunker headed Mizzou's department of physical education for many years before retiring in 1965. He spent nine years as football coach and athletics director at Culver-Stockton College in Canton, Mo., and also coached at Missouri, Auburn and Florida and at Paseo High School in Kansas City, Mo.

Phil Bradley • 1979-81 **Class of 1990**

See page 128 for bio

John "Hi" Simmons • 1937-73 **Class of 1990**

See page 128 for bio

Hubert Pruett • 1921 **Class of 1990**

A pitcher from Malden, Mo., Hubert Pruett lettered just one year at Missouri, in 1921, but made his mark on the Major League Baseball world with his ability to strike out the great Babe Ruth. Pruett compiled a 29-48 record, pitching for the St. Louis Browns, New York Giants, Boston Braves and Philadelphia Phillies. Pruett perfected a "screwball" and used it to strike out Ruth 10 of the first 13 times he faced him. In all, he faced Ruth 30 times. The "Babe" got only four hits in those at bats (including one home run off a curveball), struck out 15 times, walked eight times, sacrificed once, and grounded out twice. He retired from baseball in 1932 and Pruett was a doctor in St. Louis for 40 years.

Norm Stewart • 1954-56 **Class of 1990**

A native of Shelbyville, Mo., Norm Stewart lettered at Missouri in basketball and baseball for three years. He was inducted as an athlete since his induction came during his tenure as Missouri's head basketball coach. He threw a no-hitter and won one game in the 1954 College World Series as the Tigers won the national title. Stewart led the 1955 and 1956 Tigers in victories, innings pitched, strikeouts, appearances, games started and complete games. He also led the 1955 team in earned-run average. Stewart's accomplishments on the basketball floor both as a player and coach at Missouri are legendary. He scored 1,112 points in three seasons and recorded 634 wins at Mizzou as head coach. When he retired after the 1998-99 season, Stewart ranked seventh all-time in the NCAA with 731 career wins.

Don Faurot • 1922-24 **Class of 1990**

While this name is more recognizable for Faurot's accomplishments on the football field, Faurot was an infielder for the Tigers for three seasons. Faurot left his legacy on the University as football coach and director of athletics. Aside from leading the Tigers out of debt

and into football's elite, his tenure as football coach and director of athletics — a job he relinquished in 1967 — left MU athletics with its greatest legacy, the imprint of his integrity. His prime contribution to football was his innovation of the Split-T formation at Mizzou in 1941.

Paul Christman • 1938-39, 41 **Class of 1990**

The legendary "Pitchin' Paul" Christman lettered three times each in football and baseball. A three-time all-conference quarterback, Christman finished third in the 1939 Heisman Trophy voting.

Chester Brewer • Coach **Class of 1991**

In addition to serving as athletic director from 1911-17 and 1924-34, Chester Brewer served as the school's football, basketball, baseball and track and field coach. In seven seasons, he led the Tiger Nine to a mark of 61-32-3.

Norm Wagner • 1931-33 **Class of 1991**

Norm Wagner lettered at Missouri in basketball and baseball from 1931-33 and led the Tigers to conference titles in 1931 and 1932. He won 27 games in his career — a record that stood until 1980. He was a member of the St. Louis Cardinals organization after graduation. He also led the 1932-33 Tiger Basketball squad in scoring on his way to earning all-conference honors.

Bob Schoonmaker • 1952-54 **Class of 1991**

A three-sport athlete, Bob Schoonmaker earned eight letters during his time at Missouri. An infielder from Lebanon, Mo., Schoonmaker was an all-conference performer in 1954 as the Tigers won the College World Series. He hit .307 that season with a team-high two triples and committed only one error in 171 chances. He also was on the 1952 national runner-up team, hitting a home run in the championship game. In football, he was a two-time captain and earned three letters on the gridiron. Schoonmaker also lettered on the basketball team for two years.

Don Boenker • 1951-53 **Class of 1993**

Missouri's first All-American pitcher in 1952, Don Boenker led the Tigers to the Big Seven Conference championship, the NCAA District V championship, and a second-place finish at the College World Series. A Tiger co-captain for Coach John "Hi" Simmons in 1953, he later signed with the Cleveland Indians and during his professional career, was coached by Whitey Kurowski, George Steinbrenner and Hub Kittle among others. He twice led MU in victories in addition to tossing a pair of one-hitters against Washington University in 1951 and Kansas State in 1952. He also authored a two-hitter against Iowa State in 1952. A native of St. Louis, Boenker was inducted into the Mizzou QEBH Honorary Society as an undergraduate and holds three degrees from the University of Missouri.

1954 National Champions **Class of 1994**

The 1954 squad captured MU's first national title at the College World Series. The Tigers posted a 22-4 record, won the Big Seven Conference title and

came back through the losers bracket to capture the national championship. MU had a 12-game win streak during the season.

Lowe 'Junior' Wren • 1951-52 **Class of 1994**

One of several standout two-sport athletes, 'Junior' Wren was an All-American outfielder in 1952. He hit a team-high .408 to go with seven stolen bases in 1951 before hitting .359 in the 1952 regular season. Wren also pitched one game in the 1952 College World Series, striking out 11 batters while throwing a two-hitter against Penn State. A member of Missouri's 1952 national runner-up team, Wren also was an all-conference football player in 1951 after leading the team in rushing, total offense and punting.

Thornton Jenkins • 1946 **Class of 1995**

Thornton Jenkins, who also played basketball at Mizzou, lettered one year on the Missouri diamond. The leading scorer for the 1942-43 Tiger hoopsters, Jenkins lettered four times in basketball.

Dave Silvestri • 1986-88 **Class of 1997**

In a span of four months in 1988, Dave Silvestri was named an All-American shortstop, chosen in the second round by the Houston Astros in the Major League Baseball First-Year Draft and was a member of the 1988 Summer Olympics gold medal winning United States baseball team. Silvestri hit .406 in 1988 to go with 21 home runs and a school-record 89 runs scored. His marks that season for total bases, slugging percentage and extra-base hits are Missouri records. Called by many to be the greatest Missouri baseball player of the modern era, Silvestri could hit for average and power as well as field his position and run the bases. He was a two-time all-conference, all-district and All-America player. He played in the majors with the 1994 New York Yankees. He is still involved with baseball as he was featured in a *Sports Illustrated* article in 2001 managing the Great Falls Dodgers.

Keith Weber • 1963-64 **Class of 1998**

Keith Weber might well be the greatest pitcher in Missouri's long and glorious baseball history. In 1964, he set the MU record for earned run average (0.56), won 11 games and struck out 90 batters as the Tigers went 26-5-1 and advanced to the College World Series. Those 11 wins are still tied for the school single-season record, and the strikeout total stood as the record for 26 years. His ERA contributed to a team figure of 0.65 that still stands as the NCAA record, and in this era of the aluminum bat, will probably never be broken. Weber, from Jefferson City, was All-Big Eight, All-District V and All-America in 1964, and signed with the New York Mets. He also was a quarterback in football, but injuries ended his career before he competed on the varsity level.

Greg Cypret • 1975-78 **Class of 1998**

One of the most prolific players of the Gene McArtor era in baseball at Ol' Mizzou, Greg Cypret earned All-America honors three times at shortstop. He was a third-team selection in 1975, received honorable mention in 1976 and was a first-team selection in 1978. He was the All-Big Eight shortstop in 1976-78. Cypret hit .356 for his career and held the school career marks for hits (253) and runs batted in



(181). He signed with the Houston Astros in 1978. After his professional career, Cypret joined former MU assistant coach Bob Todd on the Kent State coaching staff. He is now on the staff at Ohio State.

Clair 'Butch' Houston • 1931-35 Class of 1999

Butch Houston earned nine letters at Ol' Mizzou — three each in football, baseball and track. He also played two years of basketball but did not letter. A native of Maywood, Ill., he was the captain of Coach Don Faurot's first team at MU in 1935, and earned honorable mention honors as a fullback. He was also the Tigers' starting fullback in 1932 and '33.

Gene McArtor • 1961-93 Class of 1999

See page 128 for bio

Ray Uriarte • 1953, 1957-58 Class of 2000

A first-team all-American third baseman in 1958 who came to Mizzou from nearby Mexico, Mo., Ray Uriarte walked on at MU in 1952, but was cut by legendary Coach John "Hi" Simmons. He later returned to ask "Why?" and Simmons told him he could try again when the team began outdoor workouts. He did, made the team, and went on to play four games as a freshman. He lettered in 1953, but his career was interrupted by military service, and made 18 jumps as a paratrooper in two years. He returned to Mizzou and was elected team captain in 1957. Uriarte led the Tigers to the 1958 Big Seven championship, the District V title and to second place in the College World Series. He led the team with 17 stolen bases, 39 runs scored, 36 walks and an on-base percentage of .662, which still stands as the MU single-season record. In addition to his all-American recognition in 1958, Uriarte also received all-Big Eight and all-District V honors that season. Called by Coach Simmons "the best leadoff man I ever had at the University," Uriarte later served as an assistant coach for Simmons in 1959 and 1960.

Dave Otto • 1983-85 Class of 2000

A native of Elk Grove, Ill., Dave Otto was a standout pitcher and designated hitter from 1983-85. An All-American DH in 1985, Otto earned all-Big Eight and All-District V honors as he hit 16 home runs. He stood fifth on the MU career batting average chart (.366). An imposing figure on the mound, Otto stood third with 195 strikeouts. He shares the school record for games started in a season (14). A freshman All-American at Mizzou in 1983, Otto earned Verizon/CoSIDA Academic All-America honors in 1984 and 1985. He signed with the Oakland Athletics in 1985, and spent time in the major leagues with the A's in 1988-90. Otto was traded to the Cleveland Indians in 1990 and was in their starting rotation in 1991 and 1992. He pitched with the Pittsburgh Pirates in 1993. He currently works with television broadcasts for the Chicago Cubs.

Sonny Siebert • 1956-58 Class of 2004

An impact player in two sports for Mizzou, the St. Louis, Mo. native Sonny Siebert, lettered in basketball three years (1956-58) and one year in baseball (1958). He earned third-team All-American honors in baseball, as a first baseman in 1958 and was also an All-District V and All-Big Eight selection that season, as he helped lead MU to the championship game of the College World Series, where MU lost in 12 innings

to Southern Cal, 8-7. Siebert was named to the all-time College World Series team for the decade of the 1950s. He tied for the team lead in home runs, with eight in 1958 and later signed with the Cleveland Indians in 1958, and played at the major league level with several teams as a pitcher.

Ray Thorpe • 1965-67 Class of 2004

Ray Thorpe was a two-sport standout who was recruited to play football at Mizzou, but also later excelled in baseball, while also running indoor track for one season. The St. Louis, Mo. native was also the first African-American to play baseball for Mizzou and earned All-American honors in 1967 in baseball, after leading the Tigers in hits, triples, home runs, stolen bases and walks. He was named to the Missouri College Baseball Hall of Fame in 1967 and played on the USA's Pan-American baseball squad in 1966. Harvey was a game-breaker on the gridiron for Coach Dan Devine, playing a big role on the 1965 MU squad that eventually won the 1966 Sugar Bowl. He proved instrumental to the team during the year, as he provided numerous big plays, scoring touchdowns that won a game against Oklahoma State and forced a tie against UCLA. His TD against Oklahoma State was a 42-yard run on a lateral from Gary Kombrink, and accounted for the only score in a 7-0 MU win. Harvey's touchdown against UCLA was a scintillating 79-yard kick return that got MU back into the game after the Bruins had taken a 14-0 lead - the game ended in a 14-14 tie. After graduating from Mizzou in 1967, Thorpe coached high school football in the St. Louis area, and during his teaching and coaching tenure, he was influential in the decision of many students and athletes to attend Mizzou. He went on to earn two masters degrees from Washington University and entered the corporate world as a manager for AT&T and is currently employed with SBC.

Ron Cox • 1960-61 Class of 2005

Ron Cox was the first superstar shortstop in Mizzou Baseball history, who earned first-team All-American honors as a sophomore in 1960 after hitting .407 that season (the highest ever at the time by an All-American shortstop) and driving in a then-school record 36 runs. He became the first-ever sophomore in school history to earn first-team All-American honors and was featured on the cover of the 1961 Official NCAA Baseball Guide. Cox earned First-Team All-Big Eight honors in 1960, as well as First-Team All-District V honors that same year. An outstanding all-around athlete who also lettered on MU's basketball team in 1960, Cox was a part-time starter who was regarded as one of the better defensive players in the conference. He was instrumental in holding Nebraska star Hershel Turner below his scoring average in one game which helped lead to a Tiger victory. He was also offered a scholarship to play quarterback at Mizzou by coaches Frank Broyles and Dan Devine, but declined the offer to focus on baseball. Cox went on to sign with the St. Louis Cardinals in 1962 and played for nine years in the Cardinals and Pittsburgh Pirates organizations. A native of Columbia, Mo., Cox now lives in the state of Virginia.

Dave Harvey • 1962-64 Class of 2008

Dave Harvey was a highly-decorated and accomplished third basemen during one of the most successful stretches ever put together by Mizzou

baseball. He was a first-team All-American as a third baseman in 1964, after being named a second-team All-American at third in 1963. Harvey was a driving force behind Tiger teams which advanced to three consecutive College World Series and won three straight Big Eight Conference championships in 1962, 1963 and 1964. He hit .312 as a senior in 1964 and tied for the team lead in home runs (3), while he led the team in hitting in 1963, at a .359 clip. Mizzou went 26-5-1 in 1964, winning the Big Eight and finishing as national runners-up at the College World Series, a year after going 25-8 in 1963 when they finished fourth at the CWS. The Tigers had a 22-7 record in 1962 and advanced to the CWS. Harvey was an All-Big Eight performer in both 1963 and 1964 while earning All-District honors in both 1962 and 1964.

Ryan Fry • 1995-98 Class of 2009


Among the top offensive players in school history who holds numerous school career and season records ... Named a 2nd-team All-American after his senior season of 1998 ... A prolific offensive weapon who in near the top of MU career records list for hits (265), doubles (56), RBI (222), runs (223), extra base hits (106) and total bases (463), home runs (42) and slugging percentage (.589) ... His career batting average of .337 falls just shy of the MU career top-10 list. Hit .377 as a senior in 1998, with an MU-record 27 home runs, and drove in a career-high 78 runs ... Holds MU single-season records in hits (92 in 1996) and home runs (27 in 1998) ... Hit .387 as a sophomore, when he set the MU single-season record with 92 hits in 1996. Was named 1st-team All-Big Eight for his efforts, and was one of three outfielders ... A standout in the classroom who twice earned GTE/CoSIDA Academic All-American honors (1997 & 1998). Was also a three-time Academic All-Big 12 selection, as well (1996, 1997 & 1998) ... Is younger brother to former MU All-American wrestler, Shaon Fry, who was a 1999 inductee into the MU Intercollegiate Athletics Hall of Fame.

1964 Team Class of 2009

One of the most dominant teams in Mizzou athletics in any sport, finished the year as national runners-up, falling in the national title game to Minnesota ... Finished the year with a 27-5-1 overall record, including a perfect 19-0 record to claim Mizzou's 4th-straight Big Eight Title ... Led the nation in pitching, with a team earned run average of a miniscule 0.65 runs per game. This mark set the NCAA record at the time, and it still stands today as a record that might never be broken ... The Tiger pitching staff was so dominant, it allowed one or zero runs in 21-of-33 games, including nine shutouts. In two games against Minnesota in the College World Series, Minnesota scored a total of two earned runs (MU won the first meeting, 4-1, but lost the championship game, 5-1) ... In the College World Series, beat Arizona State (7-0), lost a one-run game to USC (3-2), then beat Seton Hall (3-1), Minnesota (4-1) and Maine (2-1) before falling to Minnesota in the title game (5-1) ... Two members of the team — Dave Harvey and Keith Weber, were 1st-team All-Americans — both are individual inductees into the MU Hall of Fame ... Nine members of the team were All-Big Eight selections, including four on the first team ... Eleven members of the team went on to sign professional baseball contracts.

RETIRED NUMBERS

34




John 'Hi' Simmons
1937-73

A native of Lancaster in the northeast part of Missouri, Simmons had a long decorated career at Missouri, as head baseball coach and a trusty football assistant to Don Faurot. In baseball, he coached from 1937 to 1973, posting a record of 481-294-3. His teams won 11 conference championships and the first NCAA title in school history in 1954. In all, he led Missouri to six appearances in the NCAA College World Series in Omaha, Neb. He coached 19 All-Americans, including nine first-team choices, 25 all-district and 37 all-conference players. A former president of the American Baseball Coaches Association, Simmons was inducted into the State of Missouri Sports Hall of Fame in 1977, and is also a member of the ABCA Hall of Fame.



A bust honoring Simmons sits near the entrance of Taylor Stadium.


33



Gene McArtor
1961-93

As a player at Missouri, McArtor won all-conference and all-district honors as a first baseman from 1961-63. He played on two Big Eight Conference championship teams and two squads which advanced to the College World Series. He served as team captain as a senior. He returned to MU as assistant baseball coach in 1969 after coaching and teaching at the high school level in his hometown, St. Louis. McArtor served in that role until 1974 when he succeeded John "Hi" Simmons as the Tigers' head coach. During his 21 years at the helm, McArtor compiled a 733-430-3 record and won Big Eight championships in 1976 and 1980. He guided six teams to the NCAA Tournament, coached 13 All-Americans and 41 all-conference players. McArtor served on the NCAA Baseball Committee from 1987-92, including two years as chairman, during a period of unprecedented growth for the CWS. Former president of the American Baseball Coaches Association, McArtor is a member of the ABCA Hall of Fame, the Webster Groves High School Hall of Fame and the St. Louis Amateur Baseball Hall of Fame. He was inducted into the MU Intercollegiate Athletics Hall of Fame in 1999 and will go into the Missouri State Sports Hall of Fame this winter. Since retiring as baseball coach, he continued to serve MU first at the Senior Associate Director of Athletics and then as director of project management. He also served as the interim director of athletics for several months in 1998. He currently is the NCAA National Coordinator for Baseball Umpires.

15



Phil Bradley
1979-81

One of the most decorated athletes in Missouri annals, Bradley lettered in football at Missouri from 1977-81, and in baseball from 1979-81. A native of Macomb, Ill., Bradley quarterbacked the Tigers to three bowl games (1978 and 1980 Liberties and the 1979 Hall of Fame). He was a three-time Big Eight Conference "Offensive Player of the Year" and set the conference total offense record with 6,459 yards. He holds Missouri records for passing and total offense, and played in two all-star games, the Hula and Japan Bowls, after his senior season. In baseball, he starred as an outfielder on Missouri teams which won the 1980 Big Eight championship and advanced to the 1980 and 1981 NCAA Tournaments. Bradley was All-Big Eight, All-District and All-America in 1981, when he hit .457. Bradley was also the 1980 Big Eight Tournament MVP when Mizzou won the championship. He held school records for career walks and on-base percentage and held five school records when he graduated. Bradley was drafted by the Seattle Mariners and played with them through 1987. He was named to the 1985 American League All-Star Team and hit a career-high 26 home runs that season. He also played with the Philadelphia Phillies, Baltimore Orioles and Chicago White Sox. He also played briefly in Japan.

ALL-TIME LETTERWINNERS

Bold indicate active players

A

Adair, Mark 1988-91
 Adler, Marcus 1983-86
 Admire, Nick 2003-06
 Akin, Aaron 1996
 Alberts, Dennis 1970-71
 Alberts, Elliott 1947-49
 Albrecht, Doug 1972-74
 Alexander, * 1909
 Alexander, Lowell 1949-50
 Alexander, Mark 2002-04
 Allen, Ryan 2007-08
 Ambs, Fred 1980-83
 Amelung, Bill 1938
 Ampleman, Ryan 2009-11
 Anderson, Barry 1972-73
Anderson, Eric 2011
 Angerer, Clarence 1912-14
 Anthony, Harold 1924-26
 Arndt, Gary 2004-07
 Ardinger, Horace 1905
 Asbury, A.E. 1895-96
 Asbury, Wilburt.. 1929, 1932
 Aslin, Ray 1969-70
 Atchison, Ben 1898
 Atkinson, Dick 1951-52
 Atkinson, Ted 1949
 Austin, Eric 1987
 Aycock, Bob 1910

B

Bagby, Harry 1903, 1905
 Bailey, Dan 1904
 Baker, Bob 1981-82
 Ball, Steve 1992-94
 Bane, Dan 2000
 Barbour, Bill 1951-52
 Barner, Chester 1932-33
 Barnes, Brian 1995-98
 Barnes, Dustin 1999-2000
 Barth, Gary 1987-88
 Basham, Keith 1974
 Bastable, Jack 1972
 Bauer, Garrett 2001
 Beason, Joe 1979
 Beck, Otto 1918
 Beckmann, Bert 1952-55
 Bell, Jay 1996-98
 Beer, Ralph 1935, 1937
 Beezley, Ted 1935
 Benak, Chris 1983-86
 Benson, Brian 1996
 Berry, J.A. 1897
 Berger, Ian 2007-09
 Besheer, * 1909-11
 Bilica, Brian 2003
 Biscan, Dave 1982, 1984
 Bishop, * 1925-26

Black, Scott 1987-90
 Blakely, * 1909
 Blaseh, G.H. 1934-35
 Bloemke, Tom 1977-78
 Blume, W.M. 1934
 Blunk, Del 1967-69
 Bock, Doug 1985-87
 Boeger, Ross 1950-52
 Boehlow, Bob 1948-49
 Boenker, Don 1951-53
 Boenker, Kurt 1967-69
 Bogie, Mord 1891
 Bogie, R.S. 1891
 Bohannon, Larry 1962-63
 Bollinger, Brad 1982-85
 Bond, Brock 2006-07
 Bonfoey, Lawrence... 1904-05
 Booher, Lloyd 1897-98
 Boone, James 2003-05
 Bormet, Roman 1989-91
 Bottonfield, Bill 1972
 Boyd, Bill 1969-70
 Boyd, V. 1934
 Brace, Penn 1893-94
 Bradley, Phil 1979-81
 Brainard, C.F. 1912-13
 Brandes, Landon 2000
 Braun, John 1931
 Breck, C.G. 1924
 Brewster, Steve 1997
 Bridges, Bob 1928-30
 Bridges, Rupert 1927-29
 Braud, Dustin 2004-05
 Broadhead, Harry 1901-02
 Brodbeck, Roger 1959
 Broderick, Dave 1897-99
 Broshuis, Garrett 2002-04
Brown, Blake 2011
 Brown, Curt 1974, 1976-78
 Brown, Gary 1967-68
 Brumm, Harold 1931
 Bryant, George 1916
 Buchman, Tom 1995-96
 Buehler, Brad 2008-11
 Bumgardner, Bill 1916
 Bunker, Herb 1923
 Burton, Jerry 1970
 Bush, Alan 1969

C

Caballero, Cosme 2004-05
 Callahan, John 1895
 Callier, Jeremy 1995-98
 Calvert, Kurt 2007-08
 Canterbury, Sam .. 1918, 1920
 Capp, Frank 1907-09
 Capp, Tom 1913-15
 Capron, Steve 1968-70
 Card, Jim 1961-63

Carda, Pat 1986-87
 Carpenter, Bob 1965-67
 Carr, Blaine 1941-42
 Carr, Joel 1936-38
 Carter, Sam 1929-31
 Carton, Tom 1903-05
 Cartright, * 1899
 Cassis, Luke 1999-2002
 Castle, * 1926-27
 Chamberlain, Brent.. 1994-95
 Chambers, Derek 2005-06
 Chambliss, John 1992-93
Champagne, Brannon 2011
 Charles, Donnie 1994
 Chettle, Al 1966-67
 Christman, Paul 1938-39, 1941
 Ciombor, Tom 1984-87
 Clark, Tim 1986-88
 Clark, Tyler 2008-10
Clubb, Ryan 2009-10
 Cole, Michael 2004
 Cole, Terry 1972-73
 Coleman, Ron 1966
 Collins, Scott 1979-81
 Coleman, Trevor 2007-09
 Combs, Brant 2006
 Conaty, Brian 1991
 Conklin, Earl 1942-43
 Consentino, Al 1946
 Cook, * 1895
 Cook, Ed 1954-55
 Cooper, Bob 1957, 1959
 Cooper, Isace 1898-99
 Cornell, Jeff 1976-78
 Cox, Buddy 1953-55
 Cox, James 1947
 Cox, Ron 1960-61
 Crane, Bill 1940-41
 Cravens, W.B. 1892-93
 Crenshaw, Gene 1949-51
 Crim, Mike 1969-70
 Cross, Herb 1936
 Crow, Aaron 2006-08
 Crowley, George 1896-97
 Culbertson, Clint 1994
 Culp, Nathan 2004-06
 Cummins, Ron 1965-66
 Cunningham, Bill 1940
 Cutright, Jerry 1956
 Cypret, Greg 1975-78


D

Dale, Logan 1998-2001
 Daleo, John 1936-38
 Danze, Tim 1983-86
 Davidson, Gary 1935
 Davis, Bo 2002-04
 Davis, Bob 1950
 Davis, Floyd 1935-37

Davis, Henry 1891
 Davis, Jack 1954-57
 Davis, John 1969
 Davis, Russ 1914-16
 Dempsey, Dudley 1901
 Deneault, Conrad 1967
 Denman, Rod 1973-75
 Dennis, F.A. 1917-18
 Denny, * 1922-24
 Desch, Brian 2001
 Dessau, Erik 2004-05
 Dettmer, John 1989-92
 Dewey, Charles 1895-98
 Dickhans, Roger 1971-73
 Dickinson, Dick 1952-54
 Dieckmann, Ron 1971-72
 Diemar, Robert 1911
 Difani, Clarence 1941-43
 Dimitriades, Jim 1941-42
 Dippold, G.J. 1916-18
 Doarn, James 1930-31
 Doerr, James 1953-54
 Doyl, H.S. 1897-98
 Drennan, Tim 1972-74
 Dressler, Tim 1987-88
 Dryden, Walter 1947-48
 Duncan, Lindy 1978-80
 Dundee, Bob 1972-73
 Durst, Dan 1982-83

E

Eader, Mike 1965-66
 Eades, Cary 1982-83
 Eatock, Bill 1947-50
 Eatock, Sam 1946
 Eberhard, Floyd 1950-51



Jeremy Callier (1995-98)

Edwards, Marshall1942
 Edy, John 1903-05
 Ehlers, Cody..... 2001-04
 Eigelberger, Bob1946
 Ellis, Tom..... 1973-75
 Embry, Webb 1930-32
Emens, Jeff2009-11
 Endicott, Drew2000
 Englert, Roger 1947-50
 English, Jim 1976-79
 Entsminger, Harold 1946, 1948
 Epstein, Jake 1997-99
 Estes, Jim 1961-62, 1964
 Estes, Joe1907

F


Fairbanks, Shane 1980-83
 Farmer, Elliot 1931-32
 Farmer, J.C..... 1915-17
 Faron, Bob..... 1983-86
 Faurot, Bob1939
 Faurot, Don..... 1923-24
 Faurot, Fred 1930-32
 Fawks, Marvin..... 1905-06
 Fehr, Chris 1942-43, 1946
 Feldcamp, Bernard .. 1930-31
 Feldcamp, H. 1927-29
 Feldman, John.....1946
 Feltz, *1899
 Fewell, Wes 1999-2002
 Fick, Kelly..... 2008-11
 Ficklin, H.D..... 1921-23
 Field, J.C. 2005-06
 Filip, Jake 1991-92, 94-95
 Finlayson, S. ... 1942-43, 1946
 Fischer, Lee2007
 Fitzpatrick, Craig.....1980
 Fix, Phil.....1982
 Flanders, Brad..... 2003-04
 Fleddermann, Wayne.....1946
 Fletcher, Chuck 1988-91
 Flick, Clair 1940
 Folgia, Greg 2007-09
 Ford, Watson 1928
 Foster, Bill 1971-73
 Frampe, *1895
 Frampton, S.D.....1928
 Frankenfeld, W.E. 1928
 Frederickson, Wayde.....1962
 Frevert, Doug.....1975
 Frey, Evan 2005-07
 Friedewald, Ed.....1941
 Friedrichs, Bill 1969-70
 Frier, Jack..... 1947-50
 Frisch, Paul..... 1969-71
 Fruit, M.E..... 1929-31
 Fruit, Roy 1931-32
 Fry, Ryan 1995-98
 Fullbright, Jack1921
 Fullerton, Rob 1994-95

G

Garcia, Eric2010-11
 Gargano, Ryan..... 2007-09
 Garrett, Adam.....2003
 Garvin, Lee..... 1898-99
Gebhart, Ryan.....2009-10
 Gellman, Herb 1951-53
 Gentry, Jim 1894
 George, Chris..... 1998-99
 Gibson, Kyle 2007-09
 Gibson, Wilber 1908-09
 Gieselman, Alfred..... 1929-30
 Giuliani, Chris 1994-96
 Glitner, J.M.....1917
 Gleason, George..... 1954-55
 Golson, John 1942-43
 Goodwyn, Ron1960
 Gore, Abner1902
 Grace, John.....1956
 Graham, Frank..... 1940-42
 Graves, *1909
 Gray, Lawrence..... 1912-14
 Gray, Vic 1936-37
 Gray, Steve..... 2008-09
 Greathouse, * 1923-25
 Green, Herbert1905
 Green, Terry1975
 Greene, Gary 1991-94
 Greer, Matt..... 1984-87
 Gregg, Herb..... 1940-42
 Griese, Wilbur 1939-40
 Griffin, Bill 1966-68
 Gross, Dave..... 1979, 1981-82
 Grossman, Dave.....1959
 Guhman, John 1933-34
 Gulick, Doug 1956-58
 Gunby, Lloyd.....1908
 Gundlack, George ... 1907-09

H

Haas, Bob..... 1958-59
 Haas, George1918
 Hackney, Ted 1911-12
 Haferkamp, Jeff 1973-76
 Hahn, Orel1943
 Hair, Noel 1939-40
 Hall, Eugene 1910-12
 Hall, Tom 1912-14
 Halter, Bill 1935-36
 Hamilton, Ralph 1902, 04-05
 Hance, Bill..... 1981-83
 Hankins, Jay 1954-57
 Hankins, Mike 1976-79
 Harbin, Bud..... 1958-59
 Hardoin, Zack..... 2010-11
 Haring, Arthur..... 1930
 Harper, William 1910-11
 Harris, Jon.....2000
 Harrison, Forrest 1922
 Harting, Bob 1949-51
 Harutum, Jim 1929-31



George Hulett (1960-62)

Harvey, Dave 1962-64
 Hatfield, A. 1934-35
 Hauptman, Joe.....1968
 Haverty, Mike..... 1993, 95-97
 Hawkins, Darnel..... 1989-90
 Hawkins, Richmond 1896-99
 Hawkins, Tim..... 1988-89
 Hay, John..... 1989, 1991-93
 Hayden, Fred..... 1909-10
 Hayes, Terry 1974-75
 Hays, Charles.....1891
 Hays, Robert..... 1922-24
 Heckman, Tom 1978-81
 Heineman, Bud 1949-51
 Heintzelman, Tim 1963
 Hellmann, Justin.....1996
 Helm, Cyrus 1912-13
 Helms, Trevor 2004-06
 Helmreich, John..... 1911-13
 Henderson, Carmin . 1935-36
 Henke, Arthur1906
 Henninger, Rich1968
 Henson, Kent 1954
 Herborn, Dan 1956
 Hereth, Ric 1977-80
 Herrington, Jeff1990
 Hernandez, Jeremy.. 2003-04
 Hicks, Scooter 2007-09
 Hightower, Al..... 1976-79
 Hilker, Glen1968
 Hill, Adam 1898-99
 Hill, Danny 2003-04
 Hill, Dave 1957
 Hinkle, John 1891
 Hirst, Bob..... 1969-71
 Hobbs, Matt 2000-2002
 Hochgrebe, Ralph 1957-59
 Hodge, Robert..... 1892-94
 Hoewing, Lloyd..... 1933-34
 Hoffman, Russ 1941-42
 Hogg, Robert 1914-16

Holder, Dave1983
 Hollrah, Orville 1965-66
 Holst, Stephan.....2007
 Holt, Austin.....2009
 Hood, Gail 1942
 Hook, Oliver1946
 Hoover, W.T..... 1999-2002
 Hornback, Victor..... 1912-13
 Howard, Lafayette.... 1939-40
 Howard, Thomas 1896
 Howze, H. 1927
 Huber, Carl..... 1920-21
 Hudson, Ron1995
 Huge, Thomas 1941
 Hulett, George..... 1960-62
 Hunt, Michael 1993-95
 Hunter, Mike1961

I

Ice, Harry 1940-41
 Ingold, Mitch 1986-89
 Ingram, Grant 1991-94
 Iseminger, Dan 1980-81

J

Jacks, Harry..... 1893-94
 Jacoby, Fred ... 1903-04, 1906
 James, Charlie1957
 James, Justin 2002-03
 James, Paul.....1985
 Jamison, Ryan 1997-99
Jarvis, CJ 2011
 Jarvis, Robert.....1894
 Jaworowski, Aaron .. 1995-97
 Jeffries, Bob..... 1940-41
 Jenkins, Bobby..... 1960-62
 Jenkins, John 1953
 Jenkins, Thornton 1946
 Jewett, E.W. 1898-99
 Jewett, William.....1907
 Johnson, Jim.....1969
 Johnson, Kyle 2003-04
 Johnson, Roger..... 1982-84
 Johnston, Andrew2005
 Jones, Edward 1899
 Jordan, J. Glen1925
 Jordin, Clair 1906
 Jorgensen, Brian 1993-96
 Jorgenson, Ken..... 1933-35
 Juras, Jim 1966-67

K

Kammer, Emil 1954-56
 Kansteiner, H. 1925-26
 Kearney, James 1925
 Keck, Mike 1991
 Keefer, Lee 1957
 Kehr, Glenn.....1939
 Keirse, Harlan 1937-39
 Keller, Clif 1921
 Keller, Harold . 1935, 1937-39



Kercheval, Roy D.1911
 Ketelsen, Mike..... 1997-99
 Kieffer, Victor 1901-02
 Kiler, Mitch 1998-2001
 King, Greg 1988-90
 King, Ron1940
 Kinsler, Ian2003
 Klaas, Don..... 1970-71
 Klaus, Harold 1937-39
 Klein, Ed 1909-10
 Klein, Howard.....1932, 1935
 Knight, John 1923
 Knop, Kevin..... 1978-81
 Koch, David..... 1960-61
 Koenke, Barry..... 1973-74
 Krawczyk, Bill.....1967
 Kruse, John..... 1974-77
 Kuechler, Bob 1936-37
 Kuhlman, Hank..... 1957-58
 Kurtz, Kent..... 1950-52

L

Lacy, Brent.....2002-03
 LaDue, Wade 1956-57
LaFleur, Russell 2010
 Laffoon, Al 1960-61
 Lally, Mike..... 1975-78
 Lam, Robert 1920-21
 L'Ange, Terry..... 1965-66
 Lange, Tony..... 1975
 Lannenbeck, Clyde .. 1949-51
 Lapin, Jack.....1931
 Larsen, Greg..... 1983-84
 Laskowski, Lee 2001-04
 Laudner, Tim..... 1977-79
 Lauer, Gil 1952
 Lauer, Rob 1977-78
 Laus, James 1926
 Lawton, James 1934-35
 Laws, G. 1926-28
 Leach, Frank..... 1896
 Leaphart, Charles.....1903
 Lear, Gary.....1967
 Leavitt, Jim 1976-78
 LeBlanc, Bryson 2005-06
 LeCompte, Kevin..... 1984-87
 Lee, * 1895
 Lemons, Tom 1970
 Leon, Nick..... 1974-76
 Lewis, B.D.....1907
 Lewis, Claude 1958-60
 Lewis, D. 1924-25
 Lewis, Earl..... 1927-29
 Lewis, Eugene 1937
 Lewis, Jerry..... 1924-25
 Lewis, Steve 1958-60
 Lewis, W.H..... 1891
 Lhamon, Ruskin..... 1908-09
 Liberto, Michael 2009-10

Liggett, E.C.....1898
 Lindstrom, Greg 1993-95
 Lindstrom, Roger 1965-66
 Lippman, Cyrus 1924-25
 Lipscomb, *1925
 Little, Scott1983
 Little, William.....1891
 Littrell, Chopper 1992-93
 Lollis, Ryan 2006-09
 Loschke, Robert.....1951
 Love, Charles1931
 Loving, Jim1966, 1968
 Lawrence, Chas 1920-22
 Lubeck, Barry 1966-67
 Luecke, Larry1958
 Lumpe, Jim..... 1980-82
 Lundgren, Tom 1967-69
 Lundholm, Steve.....1968

M

Mach, Conner2009-11
 Mach, Kyle 2007-09
 MacMillan, *1917
 Madden, Steve.....1961
 Maddock, Jim..... 1979-82
 Maglich, Terry..... 1974-75
 Mahoney, Lafe 1894-95
 Marquardt, John 1981-83
 Marsalek, C.W.....1924
 Marsden, Bill1939
 Marshall, Victor.....1910
 Martin, Paul..... 1982-84
 Mason, Charles 1936-38
 Mason, R.R.....1900
 Massa, Keith..... 1993-96
 Mathis, Doug.....2005
 Mathis, Ron 1978-80
 Maurer, Mark 1978-81
 McAlister, James..... 1895-97
 McArtor, Gene..... 1961-63
 McCastin, Frank.... 1899-1901
 McCasland, Ralph2000
 McCormick, Phil 2009-11
 McDaniel, Bob.....1968
 McDannold, Carroll1933
 McDermott, Tom..... 1970-72
 McFarland, Mike..... 1966-67
 McGinnis, P.J. 1999
 McGuire, Rich 1992-94
 McKee, John 2004-07
McLagan, Garrison 2009
 McLagan, Jack.....1935
 McLane, Stan.....1920
 McLemore, Clyde.....1902
 McMillan, Earl..... 1915-17
 McMillen, Don 1948-49
 McMurdy, *1901
 McQueen, M. 1925-27
 Mehrer, Ed 1959-60
 Mehrle, Robert..... 1928-29

Meinert, Ken 1967-68
 Meives, John 1959, 1961
 Mendelson, Harry1935
 Mense, Hunter..... 2004-06
 Messick, Harry 1918, 1920
 Meyers, Bob.....1958, 1960
 Meyhoff, Jason 1992-94
Meyr, Rex..... 2008
 Miles, Carl..... 1938-40
 Milhouse, Steve 1980
 Miller, Denver 1932-34
 Miller, Don 1957, 1959
 Mitchell, Jim.....1975
 Moeller, Bunky 1988-91
 Moffo, Mike 1975-76
 Moheskey, Bob.....1953
 Mondrella, Bill 1989-92
 Monroe, Art..... 1929-31
 Monroe, Ralph..... 1952
 Moody, Kurt 1979-82
 Moore, Dave.....1969
 Moore, Griffin 1997-98
 Moran, John 1946-48
 Morgan, Charles 1916-17
 Morgan, Eldon..... 1954-56
 Morgan, F.B..... 1901
 Morgan, John 1972
 Morris, Edwin 1917-18
 Morrow, Sam..... 1907-09
 Morton, John 1943
 Moseley, Todd..... 1989
 Mosley, William 1996
 Mossman, Burr 1898-99
Mueller, Andrew 2009
 Mueller, Herbert 1931-32
 Munro, Mike 1989-92
 Murashige, Tadao..... 1942
 Murphy, Leo 1922
 Murray, Arthur..... 1936-37
 Murrey, Bob..... 1949-50
 Musgrave, Bob 1954-56
 Musgraves, Dennis 1964

N

Nee, Daniel M. 1909
 Neff, Phil 1989-92
 Nelson, Jim 1964
 Netherland, Charles 1926
 Nevers, Earnie..... 1958
 Nevins, Preston 1941-43
 Newman, C.E..... 1926-28
 Newman, John 1903-06
 Newton, Abel.....2002
 Nicholas, Brett2010
 Nichols, Robert 1900
 Nivens, Matt 1994-97
 Northcutt, Art..... 1903-05
 Nunn, Tom 1970-71

O

O'Donoghue, John... 1958-59
 O'Neill, Greg2005
 O'Reilly, Richard 1921-22
Opel, Dane.....2010-11
 Orf, Gene..... 1960-61
 Oth, Ray..... 1932
 Otto, Dave 1983-85
 Owens, Allen 1915-17
 Owsley, Harvey 1901

P

Pace, Jim1965
 Palfreyman, George . 1913-15
 Parker, Mike 1985-86
 Parker, Taylor 2003-06
 Passer, Bernard 1932
 Pasternak, Steve..... 1973
 Patchett, John 1951-52
 Patchin, Steve 1969-70
 Patek, Mark 1983-86
 Paterson, Aaron.....2002
 Patton, Paul..... 1933-34
 Payne, Robert..... 1960
 Perkins, Russ... 1982, 1984-86
 Peterson, Bill 1935
 Peterson, Rich 1961-63
 Pfaustch, Mike 1978-80
 Phillips, Robert 1949-51
 Pickernell, Jim 1971-72
 Pickett, Ryan 1999-2000
 Piechocinski, John.... 1974-77
 Pierson, Larry 1986-87
 Pietroburgo, Dan 2005-08
 Pietroburgo, Rob 1976-78
 Pinkowski, Tim 1988-90
 Pittenger, Jon 1986-89
 Pittman, Neil..... 1969
Plackis, Andreas..... 2010
 Podjenski, Matt..... 1996
 Potthoff, Mike 1987-89
 Powers, Steve 1987-90
 Prehn, William 1936
 Price, Bob..... 1962-64
 Priday, Jacob..... 2005-08
 Propst, Kurt..... 2000-2002
 Pruett, Hubert 1921

Q

Quick, Paul 1922-23
 Quiereaux, Ken 1941-43



R

Rallo, John 1985
 Rallo, Michael 1997-2000
 Rallo, Nick 1983-86
 Rallo, Ryan 2001-04
 Reagan, Judge 1923-25
 Reddan, Bill 1950-51
 Reeves, Folk 1926
 Regan, * 1923
 Reilly, Dan 1960-62
 Reisdorf, Rich 1988-91
 Reppy, George 1906
 Reshkin, S. Jerome 1946
 Reynolds, Brett 2006
 Richmond, Todd 1985-86
 Rider, Victor 1906-10
 Robben, Bob 1964-66
 Roberson, Tyrone 2003-
 Roberts, Lacy.. 1920, 1922-23
 Robertson, Chris 1991-94
 Robinson, Richard 1927
 Rodriguez, Lee 1991-92
 Rogers, Mike 1984-87
 Roper, Derek 2002-03
 Rosenheim, Jerry 1950
 Ross, Bill 1956
Ross, Dusty 2011
 Rothmel, Dave 1973-74
 Rothwell, Wade 1901-02
 Roughton, Jody 2002-
 Rudanovich, Dan 1964-65
 Russell, Jim 1960
 Russo, Tony 1987
 Rust, Gary 1954-55

S

Salisbury, Eugene 1906-07
 Sanderson, David 1993-94
 Sansone, Pete 2000-01
 Santo, Jesse 2010-11
 Saulich, Steve 1980
 Saunders, William 1910-11
 Sawers, Richard 1936
 Scardino, Jeff 2010-11
 Schaberg, Ben 1933



Bo Toft (1957-58)

Schaff, Bernard 1927-29
 Scherzer, Max 2004-06
 Schieber, T.J. 2008
 Schmidt, Jonah. 2008, 2010-11
 Schmidt, Rob.. 1976-77, 1979
 Schnieders, Brent..... 1990-92
 Schnurbusch, John .. 1986-88
 Schoonmaker, Jerry. 1953-54
 Schoonmaker, Robert 1953
 Schweiger, Irl 1925-26
 Schwieder, Nick 1996-98
 Scowcroft, John 1959-60
 Seal, Tom 1965-66
 Senne, Aaron 2007-10
 Sevcik, Jim 1962-64
 Sevcik, John 1962-64
 Seymour, Bryan 1994-97
 Sharp, Steve 1967
 Sheetz, Bob 1969-70
 Sheiber, Herb 1937-38
 Shellenback, Frank 1976
 Shepard, James 1953
 Shepard, Preston 1949
 Shipman, Andy 2003
 Shockey, Steve 1975-78
 Shockley, Chris 1992-94
 Shy, Ron 1965
 Sickel, Todd 1954-55
 Siebert, Sonny 1958
 Sieck, Ron 1962
 Siegel, Tim 1990-93
 Sigman, Ken 1965
 Silvestri, Dave 1986-88
 Simmons, John Jr. 1963-64
 Simpson, Lee 1921
 Slavin, Dave 1985-88
 Sloman, Neil 1969-70
 Slusher, Clyde 1916-18
 Smith, Bob 1948-50
 Smith, Clyde 1924
Smith, Myles 2011
 Smith, Sam 1933
 Sneed, Marshall 1937-39
 Soffer, Larry 1953
Sommerfeld, Scott 2011
 Southerland, Steve... 1979-82
 Spencer, Bill 1940-42
 Spinks, Robert 1946-48
 Spreckels, Dave 1981-84
 Stamer, Jim 1940-41
 Starr, Gary 1958-60
 Stegall, Ryan 1999-2001
 Stehr, Paul 1956-58
 Steimach, Ed 1938
 Steinmetz, Mark 1989-90
 Steinmeyer, John 1933-34
 Stemmons, Glen 1917
 Stephenson, Gene 1965-67
 Steuber, Robert 1941, 1943
 Stewart, Norm 1954-56
 Stine, Justin 1996-99

Stites, Matt 2011
 Stone, * 1909
 Stroud, Jack 1963-65
 Stroud, Mike 1964-65
 Stroupe, Rudy 1966-68
 Sullivan, Lyle 1940
 Summers, Paul 1979-82
 Sunderwirth, Roy 1925-27
 Swearinger, Orsen 1896-97
 Swenholt, Victor 1953
 Swift, Scott 1991-94
 Swofford, * 1925-27

T

Taylor, Bill 1986
 Taylor, Fred 1922-24
 Taylor, Zane 2003-06
 Teeme, Robert 1941
 Tensing, Ben 1972-73
 Tepesch, Nick 2008-10
 Terrell, Jeff 1995-97
 Terry, Norman 1923-24
 Tetelboin, Felipe .. 2001-2002
 Thiel, Mark 1974-76
 Thigpen, Andrew 2008-11
 Thomas, Jim 1972-74
 Thompson, Jay 1994
 Thomure, Bob 1968-69
 Thorpe, Roy 1965-67
 Thurman, Bill 1938
 Tietze, Irving 1935-36
 Tingler, Jayce 2000-03
 Todd, Bill 1970-71
 Todd, Bob 1968
 Toft, Bo 1957-58
 Towe, Justin 1993-96
 Trayner, John 1927
 Truscheit, Robert 1943
Turner, Ben 2011
 Tumey, Dave 1977
 Tye, Bobby 1986-88
 Tyson, Torre 1995-98

U

Uhrhan, Kevin 1985-88
 Ulmer, Walter 1950
 Uriarte, Ray 1953, 1957-58

V

Vandaveer, Charles .. 1932-33
 Vandiver, James 1908
 Van Iten, Dave 1984
 Vansell, Jerry 1992-95
 Verlin, Ted 1948
 Visina, Mike 1984-85
 Vitello, Tony 2001-02
 Vogel, Curt 1937-38
 Volz, Wilbur 1948

W

Wachter, Bob 1950
 Wackerle, Herbert 1946-48
 Wackher, Ken 1939-40
 Waechter, Jim 1937-38
 Wagner, Norman 1931-33
 Walk, Warren 1946
 Warden, Henry 1997
 Warner, J.R. 1998-2000
 Washer, Charles 1900-01
 Water, * 1924-25
 Weary, Rodney 1992-93
 Webber, Glen 1933
 Weber, John 1983-84
 Weber, Keith 1963-64
 Weiss, Mick 1999-2002
 Wendel, Mark 1973-74
 Wendte, Travis 2002-06
 Werner, Jim 1975-78
 Whitaker, Ralph 1967-68
 Whitbread, E.M. 1920
 White, Jay 1993-96
 Whitehead, Murray 1922
 Whiteman, Sam 1924-26
 Whitesides, Bruce 1975-77
 Wiesner, Rich 1981-84
 Wikoff, Lester 1914-15
 Wild, Tom 1974, 1976
 Wilfong, Nick 1998-2000
 Williams, Jason 1998
 Williams, Jon 1998-2001
 Williams, Kyle 1928-30
 Williams, Tyler 2003-05
 Williams, Walt 1920-22
 Willingham, John 1953
 Wilson, Aaron 1998-99
 Windle, Willis 1925-26
 Winkler, Joe 1990-91
 Wise, J.S. 1909
 Woelbel, Ed 1977-80
 Womack, Bard 1988-90
 Woods, Gary 1963-64
 Woods, Pete 1976-77
 Woolsey, Claude 1913-14
 Wren, Lowe Jr. 1951-52
 Wynn, Lee Roy 1953-55
 Wyrick, Chris 1990-93

Y

Yaeger, Ray 1993-95
 Yant, George 1900-01
 Young, Charles 1973
 Young, Howard 1934
 Young, Robert 1943

Z

Zagone, Rick 2006-08
Zastrzyn, Rob 2011

MIZZOU ATHLETICS





UNIVERSITY ADMINISTRATION



Dr. Brady J. Deaton
Chancellor
University of Missouri

Chancellor Brady J. Deaton became the 21st chief executive officer of the University of Missouri-Columbia on October 4, 2004. With 15 years of service to MU and 33 years of experience in public higher education, Dr. Deaton brings an international perspective, a record of national leadership, and a strong devotion to Mizzou to his new position.

Dr. Deaton began his journey in higher education as a student at the University of Kentucky, where he graduated with a degree in agricultural economics in 1966. Growing up as the second of nine children of a hard-working farm family in Kentucky

and furthered by his participation in 4-H, he developed a love of the land and a desire to study agriculture. His dedication deepened during a two-year tour as a Peace Corps volunteer in Nan, Thailand, from 1962-1964, where he taught vocational agriculture in the Thai language.

After receiving his bachelor's degree, Dr. Deaton pursued a master of arts in diplomacy and international commerce at the University of Kentucky, graduating in 1968. He went on to the University of Wisconsin where he earned a master of science in 1970 and a doctorate in 1972 in agricultural economics.

Moving from the student to the faculty ranks, Dr. Deaton spent the next six years as an assistant and associate professor of agricultural economics and rural sociology at the University of Tennessee. During this time at Tennessee, he was appointed as staff director of the Special Task Force on Food for Peace for the U.S. Department of Agriculture in



Washington, D.C. In 1978, Dr. Deaton took a professorship position at Virginia Polytechnic Institute and State University in the Department of Agricultural Economics, where he also served as coordinator of the rural development research and extension program.

Dr. Deaton spent 12 years at Virginia Tech, the last four as associate director of the Office for International Development. In March of 1989, he joined the University of Missouri-Columbia as professor and chair in the Agricultural Economics Department and as Social Science Unit leader. He transitioned from faculty to administration in December 1993, when he was appointed chief of staff in the Office of the Chancellor. He became deputy chancellor in 1997.

In January 1998, Dr. Deaton was appointed interim provost and was named to the permanent position in October of that year. His duties were expanded in 2001 when he also became the executive vice chancellor for academic affairs. A strong proponent of the University's role on the global stage, Dr. Deaton was instrumental as the sponsor of the Big 12 Provosts' delegation to the European Union.

Dr. Deaton holds leadership roles in many university, community and national organizations. He served as chair of the Academic Affairs Council of the National Association of State Universities and Land-Grant Colleges (NASULGC), participates in advisory roles with the U.S. Department of Agriculture and maintains active membership in the American and International Agricultural Economics Associations. He has authored over 100 articles, presentations and book chapters in his career in addition to co-authoring three books.

For his contributions to the University, Dr. Deaton has been the recipient of many honors. He has been awarded the Outstanding Commitment to Multiculturalism and Diversity certificate by the Association of Black Graduate and Professional Students, honored as an invited lecturer at the Japan International Agricultural Council and recognized by Gamma Sigma Delta with an Award of Merit for Outstanding Administrator. Most recently, he received the Malone Award from NASULGC for furthering international education in public higher education.

Chancellor Deaton and his wife, Dr. Anne Deaton, are the parents of four grown children, Tony, Brady Jr., Christina and David, and are the grandparents of Liam, Anna Sophia, William Brady and David Paxton.

UNIVERSITY OF MISSOURI BOARD OF CURATORS

Chair

Warren K. Erdman- Kansas City

Vice Chair

David Bradley- St. Joseph

John M. Carnahan, III- Springfield

Don M. Downing- Webster Groves

Bo Fraser- Columbia

Wayne Goode- St. Louis

Judith G. Haggard- Kennett

Doug Russell- Lebanon

David G. Wasinger- St. Louis

Laura Confer- Missouri S&T (Student Rep.)

MIZZOU ADMINISTRATION



Michael Alden
Director of
Athletics

Coming off the most successful season in school history in 2008-09, complete with Big 12 titles in Men's Basketball, Softball and Soccer and a second consecutive Big 12 North Division crown in Football, Mike Alden is in his 12th year as the Director of Athletics for the University of Missouri.

The 2008 NACDA Athletics Director of the Year has developed into one of the nation's most revered administrators during his time in Columbia. In 2009, Missouri became the first school in the history of the Big 12 Conference to compete in the title games for Football, Men's Basketball and Baseball in the same

academic year and the Tigers' four Big 12 championships in 2008-09 were the most in school history.

The third-longest tenured Athletics Director in Mizzou history behind only Don Faurot and Chester Brewer, Alden took over an athletics department that barely ranked among the Top 100 of Division I athletics programs and now has Missouri poised to achieve its highest end-of-season ranking in the Learfield Sports Director's Cup Standings.

Alden has incorporated three core values into the mission of intercollegiate athletics at Missouri. The mission statement of "Preparing Champions for Life through Academic Integrity, Social Responsibility and Competitive Excellence" has guided Missouri in becoming one of America's most well-regarded athletics programs.

Since his arrival at Missouri, the school has routinely led the Big 12 Conference in graduation and Academic Progress Rates, while the overall health of MU's athletics programs is at an all-time high. The Tigers ranked as the nation's leader among BCS public institutions in Academic Progress Rate in 2008 and has consistently ranked in the Top 25 nationally, alongside the likes of Harvard, Yale and Stanford for overall APR success among all Division I programs. Mizzou has also led the Big 12 Conference in Academic Progress Rates each of the past four years.

Socially, Missouri student-athletes have seen tremendous growth under Alden's tenure, from coach and student-athlete involvement with Big Brothers-Big Sisters and the Central Missouri Humane Society, to local children's hospitals and Habitat for Humanity. Missouri Athletics not only makes an impact on the playing fields, but in the lives of the community it serves. In addition, Mizzou Athletics is heavily involved in the United Way and prides itself on having 100% involvement from its department each fall.

Athletically, it's hard to argue Mizzou's advancement on a national level. The Tigers saw 15-of-20 sports qualify for postseason competition during the 2008-09 academic year, highlighted by Big 12 championships in football, basketball, softball and soccer. More than half of those teams (eight) finished in the Top 25 of their respective sports, the most in school history. In fact, Mizzou has enjoyed 57 Top 25 team finishes at NCAA Championships under Alden's watch (an average of 5.2 per year). Prior to his arrival, the most Top 25 finishes for Missouri in a single season was just three.

Alden's legacy will transcend his program's consistent success in the classroom, socially and in competition. Upon his appointment as Director of Athletics in 1998, Missouri faced an uncertain future as it entered the Big 12 Conference era. Competing with an annual budget of just \$13.7 million at the time of his arrival, Alden has grown Missouri's operating fortunes to a record \$50 million and has added state-of-the-art facilities and amenities at nearly every venue in the Sports Park at Mizzou. Overall, Alden has helped lead a record \$163.2 million facility resurgence for MU athletics since his arrival just 11 years ago.

Highly-regarded by his peers, Alden's success at Missouri has earned him national notoriety amongst the NCAA hierarchy and garnered him the Athletics Director of the Year Award for the Central Region presented by the National Association of Collegiate Directors of Athletics in 2008. A member of numerous NCAA committees, including the NCAA Management Council, NCAA Championship/Competition Cabinet, NCAA Division I Leadership Council, Division I Athletics Directors Board of Directors, National Association of Collegiate Directors of Athletics Executive Committee and NCAA Oversight and Monitoring Group, Alden has helped to drive policy that has not only shaped the current landscape of intercollegiate athletics, but has paved the way for the future growth of college sports as a whole.

Alden and his family have also been heavily involved in the Columbia community, working with local figures to help improve the lives area residents through their involvement in the United Way (Board of Directors), Commerce Bank Board of Directors, Salvation Army, Central Missouri Food Bank and as the host of the 15th annual MDA Golf Classic in 2009.

Alden holds strong ties to central Missouri. His family tree has been rooted on his family farm in Williamsburg, Mo., some 30 miles east of Columbia. His mother lives in Williamsburg, while his brother (Jack) is a physician in Lamar, Mo. (Barton County). Several relatives reside in and around Columbia and Kansas City, including his nephew (Michael) who will be a freshman at Mizzou this fall. His uncle, Jack, was a pipefitter in the building of the Hearnes Center and his cousin, Todd, was a pipefitter in the construction of both Mizzou Arena and the Devine Pavilion.

Alden and his wife, Roxanne (Rockie), have a son, Jake (14) who will enter the ninth grade at West Junior High School in Columbia.





MIZZOU ADMINISTRATION



Sarah Reesman
Exec. Associate AD
SWA



Whit Babcock
Exec. Associate AD
External Operations



Mark Alnutt
Sr. Associate AD
Administration



Mary Austin
Sr. Associate AD
Compliance



Tim Hickman
Sr. Associate AD
Operations



Bryan Maggard
Sr. Associate AD
Student Services



Mitzi Clayton
Assistant AD
Compliance



Roger Crumpton
Assistant AD
Arena Operations



Marty Finn
Assistant AD
Ticket Operations



Kevin Hayward
Assistant AD
Business Operations



Pat Ivey
Assistant AD
Athletic Performance



Kim Martin
Assistant AD
Life Skills



Chad Moller
Assistant AD
Media Relations



Joe Scogin
Assistant AD
Academic Services



Rex Sharp
Assistant AD
Sports Medicine

MISSOURI DEPARTMENT OF ATHLETICS

Director of Athletics..... Michael Alden
Faculty Athletics Representative.....Lori Franz
Executive Associate Athletic Director/SWASarah Reesman
Executive Associate Athletic Director/External Ops.Whit Babcock
Senior Associate Athletic Director/Operations.....Tim Hickman
Senior Associate Athletic Director/AcademicsBryan Maggard
Senior Associate Athletic Director/Administration Mark Alnutt
Senior Associate Athletic Director/Compliance.....Mary Austin
Assistant Athletic Director/Compliance.....Mitzi Clayton
Assistant Athletic Director/Arena Operations..... Roger Crumpton
Assistant Athletic Director/Ticket Operations..... Marty Finn
Assistant Athletic Director/Business OperationsKevin Hayward
Assistant Athletic Director/Athletic Performance Pat Ivey
Assistant Athletic Director/Life Skills.....Kim Martin
Assistant Athletic Director/Media Relations.....Chad Moller
Assistant Athletic Director/Academic Services..... Joe Scogin
Assistant Athletic Director/Sports MedicineRex Sharp
Special Assistants to AD.....John Kadlec, Gary Link
Executive Director of Development & TSF Sarah Baumgartner
Director of Development - Major Gifts.....T.J. Leon
Director of Development - Donor Services & Premium Seating.....Carly Northup
Associate Director of DevelopmentKristin Scott
Development Associate.....Matt Altum
Database CoordinatorDebbie Perkins
Assistant Database Coordinator Courtney Gilmore
Development AssistantLindsey Miller
Director of Game Operations.....Colleen Lamond
Assistant Director of Game Operations..... Emily Holden
Game Operations AssociateDerek Doolittle
Director of Marketing Scott Nielson
Director of Marketing Emily Janssen
Assistant Director of MarketingKeith Soder
Marketing GA.....Katy Fischgrabe
Marketing Associate.....Markeisha Everett
Marketing Associate.....Gavin Hargrave
Coordinator of Online OperationsKevin Fletcher
Director of Media RelationsDave Reiter
Associate Director of Media Relations..... Kate Lakin
Media Relations GA Shawn Davis
Media Relations GA Jenny Dewar
Media Relations Associate..... Steven Keers

Assistant Director of Academic Services.....Tami Chievous
Academic Coordinators..... Meghan Anderson, Brandon Orr,
Jayson Spencer
Student ServicesBrad Ekwerekwu
Associate Director of Ticket OperationsBrent Lewis
Assistant Directors of Ticket OperationsBart Townsend, John Breeden
Human Resources Manager Dan Kerner
Office Manager.....Kathy Hamilton
AccountantTobi Hurley
Assistant GM, Arena OperationsDaryle Bascom
Production ManagerDave Bartlett
Assistant Production Manager Tom Brintnall
Sports Park Event/Facility Coordinator..... Kathy Ungles
Senior Coordinator - Ground & MaintenanceAllen Frost
Turf Specialist..... Josh McPhearson
Manager - Custodial Operations..... Tommy Munford
Event CoordinatorKatie Lohe
Associate Director of Sports Medicine Pat Beckmann
Asst. Athletic Trainers.....Eric McDonnell, Casey Hairston,
Jennifer Artioli
Team Physicians..... Dr. Patrick Smith, Dr. Mark Adams,
Dr. James Stannard Dr. Dennis Wen
Director of Sports Psychology Dr. Rick McGuire
Director of Strength and ConditioningJosh Stoner
Director of Athletic Performance.....David Deets
Asst. Directors of Strength and Conditioning.....Jim Couretas, Antwan Floyd
Tyler Looney, Bryan Mann, Andrew Paul, Brad Stewart
Director of Sports Nutrition.....Jana Heitmeyer
Director of Equipment OperationsDon Barnes
Associate Director of Equipment OperationsKit Lisauskas
Athletic Equipment TechnicianMatt Inskeep
Athletic Equipment Managers.....Clyde Heafley, Mike Garner, GarryPhillips
Director of Video OperationsMike Schumacher
Director of Food ServicesMike Ritta
Concessions Manager.....Terry Bush
Dining Hall Manager Jeff Melegrito
Systems AdministratorLarry Calhoun
Systems Support Analyst.....Kyle Seymour
User Support Analyst.....Sandy Coleman
Compliance CoordinatorsAndrea Benna
Brianna Fields, Christian Morton

MEDIA & OPPONENT INFO



MEDIA INFORMATION

To the Media: The media guide is intended to serve as a primary information source for writers, broadcasters, sports directors, sports editors, sports information directors and fans who follow the University of Missouri Baseball team. News releases, gamenotes, statistics, photographs and other materials are available to media outlets covering the team by contacting Assistant Director of Media Relations Shawn Davis at (573) 882-0711, davisshaw@missouri.edu or by faxing a request to (573) 884-4720. All releases are posted on the official athletics website: mutigers.com.

Practice: Since practice days and times will vary throughout the regular season, please contact Shawn Davis in the Media Relations Office at (573) 882-0711, davisshaw@missouri.edu to confirm the schedule.

Interview Policy: Players and coaches are available for interviews throughout the week before and after practices. They will not be available on gamedays, however, until after the game. All interview requests must be made through the Media Relations Office, preferably with 24-hours notice.

Coach Jamieson Phone Interviews: The best time to reach Coach Jamieson is weekday mornings between 9 a.m. and Noon. Please contact Shawn Davis to set up interviews.

Credentials: Admittance into Mizzou Baseball games by the media will require an issued press credential. Credentials should be requested at least 48 hours prior to the game by contacting the Media Relations Office by phone (573) 884-9486, fax (573) 882-4720, e-mail (davisshaw@missouri.edu), or mail (Missouri Media Relations, Room 260 Hearnes Center, Columbia, MO 65205).

Postgame Interview Policy: Postgame interviews for Missouri will be conducted on the field near the Tigers' dugout. Head Coach Tim Jamieson will be available following his postgame radio interview. Media will be asked to submit a list of Missouri players at the conclusion of the game to the media relations contact. The head coach and requested players of the opponents will be available upon request, determined by their SID. For road games, contact Shawn Davis for Missouri postgame interview procedures.

Game Day Services: Media guides, programs, rosters and updated game notes and statistics will be available in the press box prior to each game. Single game box scores will be distributed following each game.

MIZZOU MEDIA RELATIONS OFFICE

Mailing Address:
P.O. Box 677
Columbia MO 65205

Shipping Address:
260 Hearnes Center
600 Stadium Blvd.
Columbia, MO 65211

Phone: (573) 882-3241
Fax: (573) 882-4720
Press Box Phone: (573) 884-8912



MISSOURI ATHLETIC MEDIA RELATIONS



Chad Moller
Asst. AD/Media Relations
Football
Phone: (573) 882-0712
Email: mollerc@missouri.edu



TBA
Assistant Director
Men's Basketball
Phone: (573) 884-2437
Email: XXXXX



Kate Lakin
Associate Director
Women's Basketball
Phone: (573) 882-2531
Email: lakinke@missouri.edu



Shawn Davis
Assistant Director
Baseball/Volleyball
Phone: (573) 884-9486
Email: stdrgd@mail.missouri.edu



Steven Keers
Assistant Director
Softball/Wrestling
Phone: (573) 882-2531
Email: keerss@missouri.edu



Jenny Dewar
Graduate Assistant
Soccer/Gymnastics
Phone: (573) 882-7826
Email: dewarj@missouri.edu

mutigers.com

MEDIA OUTLETS

PRINT

Columbia Daily Tribune
P.O. Box 798
Columbia, Mo. 65205
Phone #: (573) 815-1783
Fax #: (573) 874-6483

Columbia Missourian
P.O. Box 917
Columbia, Mo. 65205
Phone #: (573) 882-5726
Fax #: (573) 882-5702

Maneater

A047 Brady Commons
Columbia, Mo. 65211
Phone #: (573) 882-5550
Fax #: (573) 882-5550

MU Student News

A022 Brady Commons
Columbia, Mo. 65211
Phone #: (573) 882-5683
Fax #: (573) 884-7348

Kansas City Star

1729 Grand
Kansas City, Mo. 64108
Phone #: (816) 234-4355
Fax #: (816) 234-4360

St. Louis Post Dispatch
900 North Tucker
St. Louis, Mo. 63101
Phone #: (314) 340-8170
Fax #: (314) 340-8170

Baseball America
P.O. Box 2089
Durham, N.C. 27702
Phone #: (919) 682-9635
Fax #: (919) 682-2880

Collegiate Baseball

P.O. Box 50566
Tucson, Ariz. 58703
Phone #: (520) 623-4530
Fax #: (520) 884-5337

TELEVISION

KOMU (Channel 8/NBC)
Sports Director: Chris Gervino
Highway 63 South
Columbia, Mo. 65201
Phone #: (573) 884-6397
Fax #: (573) 884-5353

KMIZ (Channel 17/ABC)
Sports Director: Beau Baehman
501 Business Loop 70 E.
Columbia, Mo. 65201
Phone #: (573) 449-0917
Fax #: (573) 875-7078

KRCG (Channel 13/CBS)
Sports Director: Rod Smith
P.O. Box 659
Jefferson City, Mo. 65102
Phone #: (573) 896-5144
Fax #: (573) 896-5193

Big 12 Showcase
400 North East Street
Arlington, Texas 76011
Phone #: (800) 539-8355
Fax #: (888) 263-3802

RADIO

Tiger Radio Network
Learfield Communications
P.O. Box 104180
Jefferson City, Mo. 65110
Phone #: (573) 893-7200
Fax #: (573) 983-2321

KFRU (1400 AM)
Old Highway 63 North
Columbia, Mo. 65201
Phone #: (573) 449-4141
Fax #: (573) 449-7770

KTGR (1580 AM/100.5 FM)
3215 LeMone Industrial Blvd.
Columbia, Mo. 65201
Phone #: (573) 875-1099
Fax #: (573) 875-2439

TIGERS ON THE AIR

Veteran broadcaster Tex Little will return to the booth to call his 23rd season of Mizzou Baseball.

This season, Little will be joined in the booth by Hunter Mense, who played at Mizzou from 2004-06 and is currently serving as a student assistant for the Tigers.

The Zimmer Radio Group has been the home of MU Baseball since 2002. The University of Missouri and the Zimmer Radio Group began a radio broadcasting rights agreement that made Zimmer the new exclusive home for all Mizzou Athletics. Mizzou Sports Properties, the multi-media rights partner of the University of Missouri Department of Athletics, and Zimmer announced a five-year contract to carry football, men's and women's basketball, baseball and a select Olympic Sports events.

All Tiger baseball games can be heard on KTGR 100.5-FM and 1580-AM. KTGR is an affiliate of ESPN Radio.



MIZZOU NETWORK



Catch all of Mizzou Baseball's home game through the Mizzou Network on mutigers.tv. The Mizzou Network is the online home for the most comprehensive coverage of Missouri sports. Get the games, highlights, press conferences and coach's shows you want – all in one place!

Both monthly and annual subscriptions plans are available and begin at just \$9.95 per month. Go to mutigers.com to find out more.

All-Access is an Internet broadband offering provided by CBS College Sports that allows college sports fans to experience the passion, tradition and excitement of our teams with comprehensive, easy-to access multimedia coverage.

mutigers.tv





2011 OPPONENTS AT-A-GLANCE

Team	Conference	2010 Record	2010 Conf. Rec./Finish	2010 Postseason	Starters R/L	Pitchers R/L	Series Record
Baylor	Big 12	36-24	12-13/6th	NCAA Regional	8/2	11/4	BU leads 29-24-1
Cal Poly	Big West	23-32	10-14/5th	n/a	5/4	9/3	Tied 2-2
Central Arkansas	Southland	19-35-1	10-22-1/12th	n/a	5/4	6/3	No Prior Meetings
Central Michigan	MAC	36-22	20-7/1st	n/a	6/4	12/2	MU leads 4-1
Charlotte	A-10	39-17	20-7/1st	n/a	6/3	11/3	No Prior Meetings
Eastern Illinois	Ohio Valley	18-35	11-12/5th	n/a	6/2	6/6	MU leads 6-0
Gonzaga	WCC	20-36	8-13/T5th	n/a	6/4	2/1	GU leads 4-1
Illinois	Big Ten	26-26	10-14/9th	n/a	4/5	8/2	MU leads 11-10
Illinois-Chicago	Horizon	24-30	15-9/3rd	n/a	4/5	4/3	MU leads 2-1
Kansas	Big 12	31-27-1	11-15-1/7th	n/a	5/4	8/5	MU leads 212-127-2
Kansas State	Big 12	37-22	14-12/3rd	NCAA Regional	9-4	6-3	MU leads 162-112-1
LeMoyne	Independent	28-27	n/a	n/a	6/3	10/1	MU leads 1-0
Missouri State	Missouri Valley	21-34	6-15/8th	n/a	6/3	6/4	MU leads 21-20
Nebraska	Big 12	27-27	10-17/9th	n/a	6/4	15/5	MU leads 147-105-1
North Carolina	ACC	38-22	14-16/5th	NCAA Regional	5/4	4/2	UNC leads 2-0
Oklahoma	Big 12	50-18	15-10/2nd	College World Series	7/1	6/8	OU leads 147-105-1
Oklahoma State	Big 12	29-26	8-19/10th	n/a	5/4	8/6	OSU leads 135-80
Southern California	Pac-10	28-32	7-20/10th	n/a	7/3	8/3	USC leads 4-0
SIU-Edwardsville	Ohio Valley	14-38	n/a	n/a	7/2	9/4	MU leads 14-3
Texas	Big 12	50-13	24-3/1st	NCAA Super Regional	5/4	10/2	UT leads 29-25
Texas A&M	Big 12	43-21-1	14-12 /4th	NCAA Regional	7/3	12/4	TAMU leads 38-30
Texas State	Southland	38-22	23-10/1st	n/a	6/3	12/3	MU leads 3-0
Texas Tech	Big 12	28-29	13/14/5th	n/a	4/5	5/10	MU leads 27-21

MIZZOU'S 2011 SCHEDULE INCLUDES...

- ... **30** games at Taylor Stadium.
- ... **22** games on the road.
- ... **5** games at a neutral site.
- ... **16** games against team that qualified for the 2010 NCAA Tournament (Baylor, Oklahoma, Texas, Texas A&M and North Carolina).
- ... **5** games against teams that the Tigers will be facing for the first time in school history (Charlotte and Central Arkansas).



Once again, the Tigers will face Illinois at Busch Stadium in St. Louis, Mo.

OPPONENT SID DIRECTORY

Baylor **David Kaye**
Office Phone: 254.710.4389..... Cell Phone: 254.709.5147
Email: david_kaye@baylor.edu..... baylorbears.com

Cal Poly **Eric Burdick**
Office Phone: 805.756.6550..... Cell Phone: 805.550.3427
Email: eburdick@calpoly.edu..... gopoly.com

Central Arkansas..... **Steve East**
Office Phone: 501.450.5743..... Cell Phone: 501.339.8215
Email: seast@uca.edu..... ucasports.com

Central Michigan **Mike Boseak**
Office Phone: 989.774.1763..... Cell Phone: 989.621.9064
Email: mike.boseak@cmich.edu..... cmuchippewas.com

Charlotte **Ryan Rose**
Office Phone: 704.687.6312..... Cell Phone: 704.425.8740
Email: ryan.rose@uncc.edu..... charlotte49ers.com

Eastern Illinois **Greg Lautzenheiser**
Office Phone: 217.581-7020 Cell Phone: 419.605.8512
Email: eiupanthers@gmail.com..... eiupanthers.com

Gonzaga **Ricky Hoskin**
Office Phone: 509.313.4277..... Cell Phone: n/a
Email: hoskin@athletics.gonzaga.edu gozags.com

Illinois **Ben Turner**
Office Phone: 217.244.5045..... Cell Phone: 217.714.3555
Email: bktaylor@illinois.edu..... fightingillini.com

Illinois-Chicago **Dan Yopchick**
Office Phone: 312.996.5881..... Cell Phone: n/a
Email: yopchick@uic.edu..... uicflames.com

Kansas..... **Mike Cummings**
Office Phone: 785.864.3575..... Cell Phone: 785.331.6307
Email: mtc@ku.edu kuathletics.com

Kansas State..... **Ryan Lackey**
Office Phone: 785.532.6735..... Cell Phone: 785.587.7865
Email: rlackey@kstatesports.com k-statesports.com

Le Moyne **Craig Lane**
Office Phone: 315-445-4412..... Cell Phone: n/a
Email: lacect@lemoyne.edu..... lemoynedolphins.com

Missouri State **Ben Adamson**
Office Phone: 417.836.4584..... Cell Phone: 405.742.7585
Email: benadamson@missouristate.edu..... missouristatebears.com

Nebraska **Brandon Gries**
Office Phone: 402.472.7781..... Cell Phone: 308-289-2286
Email: bgries@huskers.com huskers.com

North Carolina **Dave Schmidt**
Office Phone: 919.962.0084..... Cell Phone: 919.619.3344
Email: dschmidt@unca.unc.edu tarheelblue.com

Oklahoma **Craig Moran**
Office Phone: 405.325.8231..... Cell Phone: 405.249.8264
Email: cmoran@ou.edu soonersports.com

Oklahoma State **Wade McWhorter**
Office Phone: 405.744.7853..... Cell Phone: 405.612.5240
Email: wade.mcwhorter@okstate.edu okstate.com

Southern California **Jason Pommier**
Office Phone: 213.740.3807..... Cell Phone: 213.725.3529
Email: pommier@usc.edu..... usctrojans.com

Southern Illinois-Edwardsville **Joe Pott**
Office Phone: 618.650.2860..... Cell Phone: n/a
Email: jpott@siue.edu siuecougars.com

Texas **Thomas Dick**
Office Phone: 512.471.6039..... Cell Phone: 512.748.9314
Email: thomas.dick@athletics.utexas.edu..... texassports.com

Texas A&M..... **Adam Quisenberry**
Office Phone: 979.862.5453..... Cell Phone: 713.582.5135
Email: aquisenberry@athletics.tamu.edu..... aggieathletics.com

Texas State **Steve Appelhans**
Office Phone: 512.245.4387..... Cell Phone: 262.492.4498
Email: aa32@txstate.edu txstatebobcats.com

Texas Tech..... **Scott Lacefield**
Office Phone: 806.742.2770..... Cell Phone: 817.691.3786
Email: scott.lacefield@ttu.edu texastech.com

2011

TRAVEL ITINERARY

Los Angeles, Calif.

Depart: Feb. 17
Return: Feb. 20
Road Headquarters: Radison LA Westside
Phone: 310.649.1776

Charlotte, N.C.

Depart: Feb. 24
Return: Feb. 27
Road Headquarters: Hilton University Place
Phone: 704.547.7444

St. Louis, Mo.

Depart: March 29
Return: March 30
Road Headquarters: Holiday Inn - St. Louis Airport
Phone: 314.656.1640

Austin, Texas

Depart: March 30
Return: April 3
Road Headquarters: Drury Inn
Phone: 210.366.1800

Kansas City, Mo.

Depart: April 6
Return: April 6

Stillwater, Okla.

Depart: April 8
Return: April 10
Road Headquarters: Fairfield Inn
Phone: 405.372.2000

Waco, Texas

Depart: April 20
Return: April 23
Road Headquarters: Clarion
Phone: 254.757.2000

O'Fallon, Mo.

Depart: April 26
Return: April 26

Springfield, Mo.

Depart: April 27
Return: April 27

Manhattan, Kan.

Depart: May 5
Return: May 8
Road Headquarters: Fairfield Inn
Phone: 785.539.2400

Lincoln, Neb.

Depart: May 18
Return: May 21
Road Headquarters: Embassy Suites
Phone: 402.474.1111

Oklahoma City, Okla. (Big 12 Championship)

Depart: May 23
Return: May 29
Road Headquarters: TBD



ALL-TIME SERIES RECORDS

Air Force 2-0
 Arkansas 28-18-1
 Arkansas-Little Rock 0-1
 Arkansas-Pine Bluff 2-0
 Arkansas State 17-7
 Akron 1-1
 Arizona 0-3
 Arizona State 3-4
 Auburn 2-0
 Albany 0-1
 Baker 2-1
 Ball State 3-1
Baylor..... 26-30-1
 Boston College 0-1
 Bowling Green 3-0
 Bradley 18-9
 Brigham Young 0-2
 Brown 1-0
 Buffalo 5-0
 Cal 1-2
 Cal-Los Angeles 2-1
 Cal Poly 3-2
 Cal-Riverside 1-1
 Cal State-Bakersfield 2-0
 Cal State-Fullerton 0-4
 Cal State-Irvine 1-0
 Cal State-Northridge 2-1
 Centenary 3-0
 Central Florida 2-1
 Central Methodist 22-2
 Central Arkansas 1-1
 Central Michigan 7-2
 Central Missouri 36-8-1
 Charleston Southern 1-0
 Charlotte 1-3
 Chicago State 3-0
 Cleveland State 3-0
 Coastal Carolina 2-0
 College of Emporia 0-1
 Colorado 46-25-1
 Colorado State 2-0
 Columbia 1-0
 Connecticut 1-0
 Cornell 1-0
 Creighton 7-4
 Dallas 3-0
 Dallas Baptist 1-0
 Drake 5-1
 Drury 2-0
 East Tennessee State 0-1
 Eastern Illinois 7-0
 Eastern Kentucky 2-1
 Eastern Michigan 10-2
 Evangel 1-0
 Evansville 2-1
 Florida 1-5
 Florida Atlantic 1-0

Florida International 3-0
 Florida Southern 4-4
 Fontbonne College 1-0
 Fresno State 1-1
 Furman 1-0
 Garnder-Webb 1-0
Gonzaga..... 2-5
 Harris-Stowe (Mo.) 1-0
 Harvard 1-1
 Hawaii 1-1
 Holy Cross 3-2
 Honolulu 1-1
 Houston 0-1
 Illinois 11-10
 Illinois-Chicago 3-3
 Illinois State 6-1
 Illinois Wesleyan 1-1
 Indiana 4-4
 Indiana State 12-5
 Iowa 27-13
 Iowa State 171-84-3
 Ithaca 0-1
 Jackson State 1-0
 Jacksonville 1-0
 Jacksonville State 3-0
Kansas..... 213-130-2
Kansas State 165-113-1
 Kennesaw State 1-0
 Kentucky 0-1
 Kent State 1-0
 Knox College 2-5
 Lafayette 1-0
 Lamar 5-1
LeMoyne..... 4-1
 Liberty 1-0
 Lincoln (Mo.) 11-1
 Lindenwood College 2-0
 Louisiana-Lafayette 0-2
 Louisiana-Monroe 5-0
 Louisiana State 0-2
 Louisville 1-2
 Loyola Marymount 1-1
 Maine 1-0
 Maryville 1-0
 Massachusetts 1-0
 Memphis 4-7
 Miami 0-1
 Michigan 8-4
 Michigan State 3-0
 Middle Tennessee State 1-1
 Minnesota 6-6
 Mississippi 5-4
 Mississippi State 0-1
 Mississippi Valley State 3-0
 Missouri Baptist 5-1
 Missouri-Rolla 18-2
 Missouri-St. Louis 30-6

Missouri State 21-22
 Missouri Southern 5-1
 Missouri Valley 2-0
 Missouri Western 29-3
 Monmouth 1-0
 Morehead State 1-0
 Murray State 8-8
 Navy 2-0
 Nebraska 148-107-1
 Nebraska-Omaha 1-0
 Nevada 4-3
 Nevada-Las Vegas 1-2
 New Mexico 5-2
 New Mexico State 1-0
 New Orleans 2-6
 Nicholls State 1-3
 North Carolina 0-3
 North Carolina State 0-2
 North Carolina-Wilmington 2-1
 North Dakota 6-0
 North Dakota State 4-0
 Northern Illinois 0-1
 Northern Iowa 13-4
 Notre Dame 1-1
 Northwestern 3-2
 Northwestern State 1-1
 NW Missouri State 29-2
 Ohio State 1-1
Oklahoma 106-148-1
Oklahoma State..... 81-138
 Old Dominion 1-0
 Oral Roberts 11-7
 Oregon State 0-3
 Penn State 1-0
 Pepperdine 4-5
 Pittsburgh 1-0
 Portland 6-1
 Princeton 1-1
 Purdue 3-5
 Quincy University 2-0
 Rice 2-4
 Rider 1-0
 Rockhurst 6-1
 Rollins 1-1
 Saint Louis 72-17
 St. Olaf 1-0
 Sam Houston State 1-1
 San Diego 1-2
 San Diego State 2-1
 San Jose State 1-1-1
 Santa Clara 0-1
 Seton Hall 2-0
 South Alabama 2-1
 South Dakota 2-0
 South Dakota State 3-0
 Southeast Louisiana 3-0
 Southeast Missouri 21-9

Southern California 0-5
 SIU-Carbondale 14-14
SIU-Edwardsville..... 14-4
 Southern Methodist 1-1
 Southern Mississippi 3-5
 Southern Baptist 3-0
 Southwest Baptist 1-0
 Stetson 2-0
 Temple 2-0
Texas 27-33
Texas A&M 32-40
 Texas Christian 4-6
 Texas Lutheran 1-0
 Texas-Pan American 3-16
Texas State 4-0
Texas Tech 29-22
 Tennessee-Martin 1-0
 Toledo 4-0
 Trinity 2-5
 Truman State 31-5
 Tulane 3-12
 Tulsa 8-2
 Utah 2-4
 U.S. International 1-0
 Valparaiso 1-0
 Virginia Tech 0-1
 Wake Forest 1-1
 Washburn 2-1
 Washington 6-2-1
 Washington (Mo.) 52-28
 Washington State 1-1
 West Texas State 1-0
Western Illinois 22-5
 Western Kentucky 0-2
 Western Michigan 4-1
 Westminster 34-7
 Wichita State 4-4
 William Jewell 13-1
 William Penn 1-0
 William Woods 3-0
 Winthrop 1-1
 Wisconsin 0-2
 Wisconsin-LaCrosse 2-0
 Wisconsin-Milwaukee 2-1
 Wisconsin-Oshkosh 4-0
 Wyoming 4-1
 Xavier 2-1
 Youngstown State 10-1

2012 opponents in bold type

BIG 12 CONFERENCE



The Big 12 Conference, despite being one of the youngest conferences in America, continues its position as a national leader in athletics and academics in the midst of its 15th season in 2010-11.

Since it began play in 1996-97, the Conference can boast of 39 team crowns and 459 individual NCAA Championships. The success has continued in the fall of 2010 as Oklahoma State captured its second consecutive NCAA men's cross country title. In addition to OSU's crown last year, Texas captured the national championship in men's swimming & diving while Texas A&M maintained its place as the nation's top outdoor track & field program. The Aggies secured the NCAA crowns for both the men and women for the second straight year.

Every single sport the Conference sponsors had at least one school ranked in the top six of the national rankings during the past campaign. In addition, nine different sports had the No. 1 team in the nation at some point during the 2009-10 season.

In addition to the NCAA crowns, several more schools made strong national showings. Nine Big 12 volleyball teams have competed in the regional semifinals of the NCAA Championship over the past two years. In 2009, the Big 12 had a school play for the BCS National Championship (Texas) for the seventh season and placed two women's basketball squads (Baylor, Oklahoma) in the Final Four in the same season for the first time. Oklahoma finished second nationally at the 2010 NCAA women's gymnastics finals - an all-time high for the Big 12 - while Oklahoma State placed second at the men's golf championship. Iowa State was third at the NCAA wrestling championships and the Big 12 also placed a team in the College World Series in both softball (Missouri) and baseball (Oklahoma).

The individual honors also continued, as Jenny Barringer (Colorado) earned The Bowerman Award, presented for the first time to the most outstanding collegiate women's track and field athlete. In fact, all three women's finalists were from the Big 12. Caroline Hedwall (Oklahoma State) was named the recipient of the Honda Sports Award as the nation's top female golfer after capturing the NCAA individual title. Lisa Koll (Iowa State) earned the Honda Award as the top collegiate female athlete in track & field, Connie Yori (Nebraska) was the consensus Division I women's basketball coach of the year and K.J. Kindler (Oklahoma) earned national women's gymnastics coaching accolades.

The Big 12 has had four Heisman Trophy winners in its 15-year history. In 2008, the Big 12 established a high-water mark, as for the first time in the 74-year history of the Heisman four of the top five vote-getters hailed from the same conference, including award-winner Sam Bradford (Oklahoma). The league followed that recognition with two of the top five finalists in 2009.

During the past six-plus seasons a total of 17 NCAA trophies have been hoisted by Big 12 institutions, with at least one national crown won in all but one year for the Conference, including 14 consecutive seasons.

The Big 12's seven all-time appearances in the BCS title game ties for the national lead. Seven league squads have played for the football national championship in the last 11 years with berths in 18 BCS games overall, including two each in 2007 and 2008. In 2008 and '09, the Big 12 had a combined 16 players earn consensus All-America accolades.

In basketball, nine men's and six women's teams have advanced to their respective Final Fours in the past eight seasons as the Big 12 continues its place among the elite intercollegiate athletic conferences. On the men's side six different teams have reached the regional finals in the past three seasons - the first time since 1985 that any conference can boast of six different teams doing so over a three-year period. The Big 12 has led the nation in women's basketball attendance the past 11 seasons and surpassed its own NCAA record attendance mark in 2009-10.

Numerous national honors have been won by basketball student-athletes during the league's history. Sherron Collins (Kansas) was awarded the 2010 Frances Pomeroy Naismith Award in men's basketball as the top player six-foot or under. Kelsey Griffin (Nebraska) gave the Conference a consensus All-America selection in women's basketball for the 10th straight season.

The Big 12 and its member institutions are committed to a competitive environment where sportsmanship and fair play take center stage. Whether on the field, in the classroom, or within the community, the student-athletes, administrators, coaches and game officials of the Big 12 support the highest ideals in sportsmanship.

Big 12 student-athletes have shown commitment to their studies by earning numerous academic recognitions. Cole Aldrich (Kansas) was the latest after being

named Academic All-America of the Year in men's basketball in 2009-10. It marked the seventh time in the past five years that a league athlete has garnered the top academic honor for their respective sport. The Big 12 had plenty of success overall in the classroom a year ago, as the Conference led the nation with 38 student-athletes earning ESPN/CoSIDA Academic All-America recognition.

Sarah Pavan (Nebraska) earned countless accolades for her work away from competition, being named the Academic All-America of the Year for all sports in both 2006-07 and '07-08. She was also named recipient of the prestigious 2006-07 Honda-Broderick Award as Collegiate Woman Athlete of the Year, the first athlete since the Big 12 was formed to earn the accolade. In its history, the conference has nearly 400 academic honorees, averaging more than 25 each season.

The Big 12 can boast of other stories that combine on and off the field success. Patience Knight (Texas Tech) was the recipient of the Honda Inspiration Award in 2008, given to an outstanding female college athlete who overcomes adversity to excel in her sport. She was diagnosed with a cancerous tumor in 2007, but rebounded to win All-America honors at the 2008 NCAA Indoor Track & Field Championships.

Competitive excellence, scholarship and sportsmanship are all equal components of the Big 12 philosophy. All-Big 12 teams and Academic All-Big 12 squads are recognized for each sport at the end of their respective seasons. At the end of each academic year, the Conference honors its top male and female student-athletes with the Big 12 Athlete of the Year and Big 12 Sportsperson of the Year awards.

Institutions can also nominate student-athletes for the prestigious Dr. Prentice Gautt Postgraduate Scholarships at the end of each academic year. A total of 249 scholars have received over 1.6 million in postgraduate financial aid through the first 14 years of the program.

The Big 12 sponsors 21 sports. Men's squads include baseball, basketball, cross country, football, golf, indoor track & field, outdoor track & field, swimming & diving, tennis and wrestling. Women's teams are fielded in basketball, cross country, golf, gymnastics, indoor track & field, outdoor track & field, soccer, softball, swimming & diving, tennis and volleyball.

The Conference is made up of 12 institutions that have shared many traditional rivalries throughout their histories. Member schools include - Baylor University, University of Colorado, Iowa State University, University of Kansas, Kansas State University, University of Missouri, University of Nebraska, University of Oklahoma, Oklahoma State University, University of Texas, Texas A&M University and Texas Tech University.

The institutions created a league that encompasses seven states, over 46 million people and television households in 18 of the top 100 markets within its geographic footprint.

The Conference conducts championships for 19 of its 21 sports. Each championship helps to determine teams and/or individuals that will represent the Conference in national postseason competition. The winner of the Big 12 football championship game earns the league's berth into the Bowl Championship Series.

In the last several years the Big 12 has increased its bowl agreements and expanded television opportunities for all sports through contracts with ABC/ESPN and FS. Most recently, the league renewed and expanded its multi-year arrangement with ABC/ESPN, Inc. The new contract began in 2008-09.

In its first 14 years, the Conference has distributed more than \$1.2 billion to its 12 member institutions. The Big 12 staff administers to over 4,600 student-athletes in its 21 sports. The conference office is headquartered in Irving, Texas.



**PROTECT
THIS
HOUSE**

UNDER ARMOUR

*The official provider of uniforms and apparel
for the University of Missouri Baseball Team*