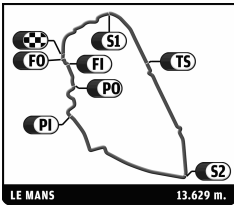




24 HEURES DU MANS

16-17 JUN 2012



FIA WEC

80^e Edition des 24 Heures du Mans

Qualifying Practice Session 2

Provisional Classification

| Nr. | Team | Drivers | Car | Cl | Ty | Time | Lap | Total | Gap | Kph |
|-----|------------------------------|---|----------------------------|-----------|----|-----------------|-----|-------|--------------------|--------------|
| 1 | 3 Audi Sport Team Joest | R. Dumas / L. Duval / M. Gené | Audi R18 Ultra | LMP1 | M | 3:24.078 | 23 | 31 | - | 240.4 |
| 2 | 1 Audi Sport Team Joest | M. Fässler / A. Lotterer / B. Tréluyer | Audi R18 e-tron quattro | LMP1 | M | 3:24.997 | 4 | 24 | +0.919 | 239.3 |
| 3 | 2 Audi Sport Team Joest | D. Capello / T. Kristensen / A. McNish | Audi R18 e-tron quattro | LMP1 | M | 3:26.038 | 11 | 29 | +1.960 | 238.1 |
| 4 | 8 Toyota Racing | A. Davidson / S. Buemi / S. Sarrazin | Toyota TS 030 - Hybrid | LMP1 | M | 3:26.151 | 19 | 23 | +2.073 | 238.0 |
| 5 | 4 Audi Sport North America | M. Bonanomi / O. Jarvis / M. Rockenfeller | Audi R18 Ultra | LMP1 | M | 3:26.420 | 17 | 31 | +2.342 | 237.7 |
| 6 | 7 Toyota Racing | A. Wurz / N. Lapierre / K. Nakajima | Toyota TS 030 - Hybrid | LMP1 | M | 3:26.502 | 17 | 21 | +2.424 | 237.6 |
| 7 | 21 Sirakka Racing | N. Leventis / D. Watts / J. Kane | HPD ARX 03a - Honda | LMP1 | M | 3:29.622 | 23 | 28 | +5.544 | 234.1 |
| 8 | 12 Rebellion Racing | N. Prost / N. Jani / N. Heidfeld | Lola B12/60 Coupe - Toyota | LMP1 | M | 3:29.837 | 28 | 28 | +5.759 | 233.8 |
| 9 | 13 Rebellion Racing | A. Belicchi / H. Primat / J. Bleekemolen | Lola B12/60 Coupe - Toyota | LMP1 | M | 3:31.866 | 21 | 23 | +7.788 | 231.6 |
| 10 | 17 Pescarolo Team | S. Bourdais / N. Minassian / S. Ara | Dome - Judd | LMP1 | M | 3:34.925 | 12 | 27 | +10.847 | 228.3 |
| 11 | 15 Oak Racing | F. Montagny / B. Baguette / D. Kraïhamer | Oak Pescarolo - Judd | LMP1 | D | 3:37.367 | 7 | 14 | +13.289 | 225.7 |
| 12 | 16 Pescarolo Team | E. Collard / J. Boullion / S. Hall | Pescarolo 03 - Judd | LMP1 | M | 3:37.485 | 17 | 20 | +13.407 | 225.6 |
| 13 | 24 Oak Racing | J. Nicolet / M. Lahaye / O. Pla | Morgan - Judd | LMP2 | D | 3:38.598 | 22 | 22 | +14.520 | 224.5 |
| 14 | 26 Signatech Nissan | N. Panaić / P. Ragues / R. Rusinov | Oreca 03 - Nissan | LMP2 | D | 3:39.152 | 22 | 24 | +15.074 | 223.9 |
| 15 | 49 Pecom Racing | L. Perez Companc / S. Ayari / P. Kaffer | Oreca 03 - Nissan | LMP2 | D | 3:39.711 | 16 | 23 | +15.633 | 223.3 |
| 16 | 35 Oak Racing | D. Heinemeier Hansen / B. Leinders / M. Martin | Morgan - Nissan | LMP2 | D | 3:39.899 | 20 | 21 | +15.821 | 223.1 |
| 17 | 25 ADR-Delta | J. Martin / J. Charouz / T. Graves | Oreca 03 - Nissan | LMP2 | D | 3:40.174 | 11 | 22 | +16.096 | 222.8 |
| 18 | 48 Murphy Prototypes | J. Firth / W. Hughes / B. Hartley | Oreca 03 - Nissan | LMP2 | D | 3:40.652 | 24 | 25 | +16.574 | 222.4 |
| 19 | 42 Greaves Motorsport | L. Ordoñez / M. Brundle / A. Brundle | Zytek Z11SN - Nissan | LMP2 | D | 3:40.738 | 10 | 22 | +16.660 | 222.3 |
| 20 | 38 Jota | S. Dolan / S. Hancock / H. Kurosawa | Zytek Z11SN - Nissan | LMP2 | D | 3:41.428 | 20 | 22 | +17.350 | 221.6 |
| 21 | 44 Starworks Motorsport | Y. Potolichio / R. Dalziel / T. Kimber-Smith | HPD ARX 03b - Honda | LMP2 | D | 3:41.863 | 21 | 21 | +17.785 | 221.1 |
| 22 | 46 Thiriet By TDS Racing | M. Boche / P. Thiriet / C. Tineo | Oreca 03 - Nissan | LMP2 | D | 3:41.975 | 6 | 23 | +17.897 | 221.0 |
| 23 | 30 Status Grand Prix | A. Sims / Y. Buurman / R. Ianneta | Lola - Judd | LMP2 | D | 3:42.518 | 8 | 12 | +18.440 | 220.5 |
| 24 | 23 Signatech Nissan | F. Mailloux / O. Lombard / J. Tresson | Oreca 03 - Nissan | LMP2 | D | 3:42.581 | 19 | 23 | +18.503 | 220.4 |
| 25 | 41 Greaves Motorsport | C. Zugel / R. Gonzalez / E. Julian | Zytek Z11SN - Nissan | LMP2 | D | 3:43.406 | 20 | 23 | +19.328 | 219.6 |
| 26 | 40 Race Performance | M. Frey / J. Hirschi / R. Meichtry | Oreca 03 - Judd | LMP2 | D | 3:43.619 | 9 | 12 | +19.541 | 219.4 |
| 27 | 45 Boutsen Ginion Racing | B. Briere / J. Petersen / S. Nakano | Oreca 03 - Nissan | LMP2 | D | 3:43.763 | 8 | 26 | +19.685 | 219.3 |
| 28 | 28 Gulf Racing Middle East | F. Giroix / S. Johansson / L. Bady | Lola B12/80 Coupe - Nissan | LMP2 | D | 3:47.244 | 6 | 7 | +23.166 | 215.9 |
| 29 | 0 Highcroft Racing | M. Franchitti / M. Krumm / S. Motoyama | Delta Wing Nissan | CDNT | M | 3:48.124 | 5 | 17 | +24.064 | 215.1 |
| 30 | 43 Extreme Limit Aric | F. Rosier / P. Thirion / P. Haezebrouck | Norma MP 2000 - Judd | LMP2 | D | 3:53.560 | 3 | 21 | +29.482 | 210.1 |
| 31 | 59 Luxury Racing | F. Makowiecki / J. Melo / D. Farnbacher | Ferrari 458 Italia | LMGTE Pro | M | 3:55.393 | 9 | 16 | +31.315 | 208.4 |
| 32 | 97 Aston Martin Racing | A. Fernandez / S. Mücke / D. Turner | Aston Martin Vantage V8 | LMGTE Pro | M | 3:55.870 | 23 | 25 | +31.792 | 208.0 |
| 33 | 77 Team Felbermayr-Proton | M. Lieb / R. Lietz / W. Herzler | Porsche 911 RSR (997) | LMGTE Pro | M | 3:57.606 | 23 | 25 | +33.528 | 206.5 |
| 34 | 74 Corvette Racing | O. Gavin / T. Milner / R. Westbrook | Chevrolet Corvette C6 ZR1 | LMGTE Pro | M | 3:58.214 | 4 | 25 | +34.136 | 206.0 |
| 35 | 58 Luxury Racing | P. Ehret / F. Montecalvo / G. Jeannette | Ferrari 458 Italia | LMGTE Am | M | 3:58.800 | 24 | 25 | +34.722 | 205.5 |
| 36 | 71 AF Corse | A. Bertolini / O. Beretta / M. Cioci / G. Bruni | Ferrari 458 Italia | LMGTE Pro | M | 3:58.960 | 8 | 27 | +34.882 | 205.3 |
| 37 | 88 Team Felbermayr-Proton | C. Ried / G. Roda / P. Ruberti | Porsche 911 RSR (997) | LMGTE Am | M | 3:59.181 | 19 | 21 | +35.103 | 205.1 |
| 38 | 73 Corvette Racing | J. Taylor / A. Garcia / J. Magnussen | Chevrolet Corvette C6 ZR1 | LMGTE Pro | M | 3:59.433 | 5 | 24 | +35.355 | 204.9 |
| 39 | 66 JMW Motorsport | J. Walker / J. Cocker / R. Wills | Ferrari 458 Italia | LMGTE Pro | D | 3:59.638 | 9 | 10 | +35.560 | 204.7 |
| 40 | 80 Flying Lizard Motorsports | J. Bergmeister / P. Long / M. Holzer | Porsche 911 RSR (997) | LMGTE Pro | M | 4:00.011 | 8 | 11 | +35.933 | 204.4 |
| 41 | 81 AF Corse | P. Perazzini / N. Cadei / M. Griffin | Ferrari 458 Italia | LMGTE Am | M | 4:00.288 | 13 | 20 | +36.210 | 204.2 |
| 42 | 61 AF Corse-Waltrip | R. Kauffman / R. Aguas / B. Vickers | Ferrari 458 Italia | LMGTE Am | M | 4:00.691 | 23 | 26 | +36.613 | 203.8 |
| 43 | 67 IMSA Performance Matmut | N. Armindo / R. Narac / A. Pons | Porsche 911 RSR (997) | LMGTE Am | M | 4:00.829 | 21 | 24 | +36.751 | 203.7 |
| 44 | 99 Aston Martin Racing | A. Simonsen / C. Nygaard / K. Poulsen | Aston Martin Vantage V8 | LMGTE Am | M | 4:00.958 | 10 | 17 | +36.880 | 203.6 |
| 45 | 83 JMB Racing | M. Rodrigues / A. Ferte / P. Illiano | Ferrari 458 Italia | LMGTE Am | M | 4:02.461 | 21 | 24 | +38.383 | 202.4 |
| 46 | 70 Larbre Competition | J. Belloc / C. Bourret / P. Gibon | Chevrolet Corvette C6 ZR1 | LMGTE Am | M | 4:02.969 | 8 | 23 | +38.891 | 201.9 |
| 47 | 55 JWA-Avila | J. Camathias / M. Pallota / P. Daniels | Porsche 911 RSR (997) | LMGTE Am | P | 4:03.661 | 21 | 22 | +39.583 | 201.4 |
| 48 | 57 Krohn Racing | T. Krohn / N. Jonsson / M. Rugolo | Ferrari 458 Italia | LMGTE Am | D | 4:04.075 | 21 | 22 | +39.997 | 201.0 |
| 49 | 50 Larbre Competition | P. Bornhauser / J. Canal / P. Lamy | Chevrolet Corvette C6 ZR1 | LMGTE Am | M | 4:05.426 | 8 | 11 | +41.348 | 199.9 |
| 50 | 79 Flying Lizard Motorsports | S. Neiman / P. Pilet / S. Pumpelly | Porsche 911 RSR (997) | LMGTE Am | M | 4:09.762 | 10 | 17 | +45.684 | 196.4 |
| 51 | 75 Prospeed Competition | A. Alfaisal / B. Curtis / S. Edwards | Porsche 911 RSR (997) | LMGTE Am | M | 9:51.593 | 2 | 2 | +6:27.519-5:41.831 | 82.9 |

Not classified:

| | | | | | | | | | | |
|----|-------------------------|--|----------------------------|-----------|---|--|--|---|--|--|
| 22 | JRM | D. Brabham / K. Chandhok / P. Dumbreck | HPD ARX 03a - Honda | LMP1 | M | | | 1 | | |
| 29 | Gulf Racing Middle East | J. Deletraz / K. Ihara / M. Roston | Lola B12/80 Coupe - Nissan | LMP2 | D | | | | | |
| 31 | Lotus | T. Holzer / M. Schultis / L. Moro | Lola B12/80 Coupe - Lotus | LMP2 | D | | | | | |
| 33 | Level 5 Motorsport | S. Tucker / C. Bouchut / L. Diaz | HPD ARX 03b - Honda | LMP2 | D | | | | | |
| 51 | AF Corse | G. Fischella / G. Bruni / T. Vilander | Ferrari 458 Italia | LMGTE Pro | M | | | | | |

| | | | | |
|-------------|--------|------------|-----------------|-----------|
| Fastest Lap | Lap 23 | Loic Duval | 3:24.078 | 240.4 Kph |
|-------------|--------|------------|-----------------|-----------|

N° 81 PERAZZINI CANCELLATION OF LAPTIMES UP TO 19:31:34 DUE TO STEWARDS DECISION N° 10

Published at:

Track Status:

DRY

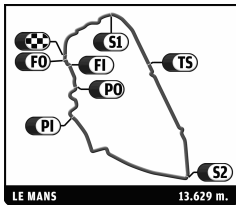
Race Director: Eduardo Freitas

Timekeeper: Christian Crucifix



24 HEURES DU MANS

16-17 JUN 2012



FIA WEC

80^e Edition des 24 Heures du Mans

Qualifying Practice Session 2

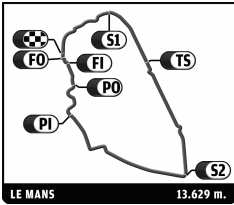
Provisional Classification by Class

| Nr. | Team | Drivers | Car | Ty | Time | Lap | Total | Gap | Kph |
|------------------------|------------------------------|---|----------------------------|----|-----------------|-----|-------|----------|----------------------|
| LMP1 | | | | | | | | | |
| 1 | 3 Audi Sport Team Joest | R. Dumas / L. Duval / M. Gené | Audi R18 Ultra | M | 3:24.078 | 23 | 31 | | 240.4 |
| 2 | 1 Audi Sport Team Joest | M. Fässler / A. Lotterer / B. Treluyer | Audi R18 e-tron quattro | M | 3:24.997 | 4 | 24 | +0.919 | +0.919 239.3 |
| 3 | 2 Audi Sport Team Joest | D. Capello / T. Kristensen / A. McNish | Audi R18 e-tron quattro | M | 3:26.038 | 11 | 29 | +1.960 | +1.041 238.1 |
| 4 | 8 Toyota Racing | A. Davidson / S. Buemi / S. Sarrazin | Toyota TS 030 - Hybrid | M | 3:26.151 | 19 | 23 | +2.073 | +0.113 238.0 |
| 5 | 4 Audi Sport North America | M. Bonanomi / O. Jarvis / M. Rockenfeller | Audi R18 Ultra | M | 3:26.420 | 17 | 31 | +2.342 | +0.269 237.7 |
| 6 | 7 Toyota Racing | A. Wurz / N. Lapierre / K. Nakajima | Toyota TS 030 - Hybrid | M | 3:26.502 | 17 | 21 | +2.424 | +0.082 237.6 |
| 7 | 21 Strakka Racing | N. Leventis / D. Watts / J. Kane | HPD ARX 03a - Honda | M | 3:29.622 | 23 | 28 | +5.544 | +3.120 234.1 |
| 8 | 12 Rebellion Racing | N. Prost / N. Jani / N. Heidfeld | Lola B12/60 Coupe - Toyota | M | 3:29.837 | 28 | 28 | +5.759 | +0.215 233.8 |
| 9 | 13 Rebellion Racing | A. Belicchi / H. Primat / J. Bleekemolen | Lola B12/60 Coupe - Toyota | M | 3:31.866 | 21 | 23 | +7.788 | +2.029 231.6 |
| 10 | 17 Pescarolo Team | S. Bourdais / N. Minassian / S. Ara | Dome - Judd | M | 3:34.925 | 12 | 27 | +10.847 | +3.059 228.3 |
| 11 | 15 Oak Racing | F. Montagny / B. Baguette / D. Kraihamer | Oak Pescarolo - Judd | D | 3:37.367 | 7 | 14 | +13.289 | +2.442 225.7 |
| 12 | 16 Pescarolo Team | E. Collard / J. Boullion / S. Hall | Pescarolo 03 - Judd | M | 3:37.485 | 17 | 20 | +13.407 | +0.118 225.6 |
| Not classified: | | | | | | | | | |
| 22 | JRM | D. Brabham / K. Chandhok / P. Dumbreck | HPD ARX 03a - Honda | M | | | 1 | | |
| LMP2 | | | | | | | | | |
| 1 | 24 Oak Racing | J. Nicolet / M. Lahaye / O. Pla | Morgan - Judd | D | 3:38.598 | 22 | 22 | | 224.5 |
| 2 | 26 Signatech Nissan | N. Panciatici / P. Ragues / R. Ruzinov | Oreca 03 - Nissan | D | 3:39.152 | 22 | 24 | +0.554 | +0.554 223.9 |
| 3 | 49 Pecom Racing | L. Perez Companc / S. Ayari / P. Kaffer | Oreca 03 - Nissan | D | 3:39.711 | 16 | 23 | +1.113 | +0.559 223.3 |
| 4 | 35 Oak Racing | D. Heinemeier Hansen / B. Leinders / M. Martin | Morgan - Nissan | D | 3:39.899 | 20 | 21 | +1.301 | +0.188 223.1 |
| 5 | 25 ADR-Delta | J. Martin / J. Charouz / T. Graves | Oreca 03 - Nissan | D | 3:40.174 | 11 | 22 | +1.576 | +0.275 222.8 |
| 6 | 48 Murphy Prototypes | J. Firth / W. Hughes / B. Hartley | Oreca 03 - Nissan | D | 3:40.652 | 24 | 25 | +2.054 | +0.478 222.4 |
| 7 | 42 Greaves Motorsport | L. Ordoñez / M. Brundle / A. Brundle | Zytek Z11SN - Nissan | D | 3:40.738 | 10 | 22 | +2.140 | +0.086 222.3 |
| 8 | 38 Jota | S. Dolan / S. Hancock / H. Kurosawa | Zytek Z11SN - Nissan | D | 3:41.428 | 20 | 22 | +2.830 | +0.690 221.6 |
| 9 | 44 Starworks Motorsport | V. Potolicchio / R. Datzel / T. Kimber-Smith | HPD ARX 03b - Honda | D | 3:41.863 | 21 | 21 | +3.265 | +0.435 221.1 |
| 10 | 46 Thiriet By TDS Racing | M. Beche / P. Thiriet / C. Tinsøu | Oreca 03 - Nissan | D | 3:41.975 | 6 | 23 | +3.377 | +0.112 221.0 |
| 11 | 30 Status Grand Prix | A. Sims / Y. Buurman / R. Iannetta | Lola - Judd | D | 3:42.518 | 8 | 12 | +3.920 | +0.543 220.5 |
| 12 | 23 Signatech Nissan | F. Mailloux / O. Lombard / J. Tresson | Oreca 03 - Nissan | D | 3:42.581 | 19 | 23 | +3.983 | +0.063 220.4 |
| 13 | 41 Greaves Motorsport | C. Zügel / R. Gonzalez / E. Julian | Zytek Z11SN - Nissan | D | 3:43.406 | 20 | 23 | +4.808 | +0.825 219.6 |
| 14 | 40 Race Performance | M. Frey / J. Hirschi / R. Meichtry | Oreca 03 - Judd | D | 3:43.619 | 9 | 12 | +5.021 | +0.213 219.4 |
| 15 | 45 Boutsen Ginion Racing | B. Briere / J. Petersen / S. Nakano | Oreca 03 - Nissan | D | 3:43.763 | 8 | 26 | +5.165 | +0.144 219.3 |
| 16 | 28 Gulf Racing Middle East | F. Giroix / S. Johansson / L. Badey | Lola B12/80 Coupe - Nissan | D | 3:47.244 | 6 | 7 | +8.646 | +3.481 215.9 |
| 17 | 43 Extreme Limit Aric | F. Rosier / P. Thirion / P. Haezbrouck | Norma MP 2000 - Judd | D | 3:53.560 | 3 | 21 | +14.962 | +6.316 210.1 |
| Not classified: | | | | | | | | | |
| 29 | Gulf Racing Middle East | J. Deletraz / K. Ihara / M. Rostan | Lola B12/80 Coupe - Nissan | D | | | | | |
| 31 | Lotus | T. Holzer / M. Schultis / L. Moro | Lola B12/80 Coupe - Lotus | D | | | | | |
| 33 | Level 5 Motorsport | S. Tucker / C. Bouchut / L. Diaz | HPD ARX 03b - Honda | D | | | | | |
| LMGTE Pro | | | | | | | | | |
| 1 | 59 Luxury Racing | F. Makowiecki / J. Melo / D. Farnbacher | Ferrari 458 Italia | M | 3:55.393 | 9 | 16 | | 208.4 |
| 2 | 97 Aston Martin Racing | A. Fernandez / S. Mücke / D. Turner | Aston Martin Vantage V8 | M | 3:55.870 | 23 | 25 | +0.477 | +0.477 208.0 |
| 3 | 77 Team Felbermayr-Proton | M. Lieb / R. Lietz / W. Henzler | Porsche 911 RSR (997) | M | 3:57.606 | 23 | 25 | +2.213 | +1.736 206.5 |
| 4 | 74 Corvette Racing | O. Gavin / T. Milner / R. Westbrook | Chevrolet Corvette C6 ZR1 | M | 3:58.214 | 4 | 25 | +2.821 | +0.608 206.0 |
| 5 | 71 AF Corse | A. Bertolini / O. Beretta / M. Cioci / G. Bruni | Ferrari 458 Italia | M | 3:58.960 | 8 | 27 | +3.567 | +0.746 205.3 |
| 6 | 73 Corvette Racing | J. Taylor / A. Garcia / J. Magnussen | Chevrolet Corvette C6 ZR1 | M | 3:59.433 | 5 | 24 | +4.040 | +0.473 204.9 |
| 7 | 66 JMW Motorsport | J. Walker / J. Cocker / R. Wills | Ferrari 458 Italia | D | 3:59.638 | 9 | 10 | +4.245 | +0.205 204.7 |
| 8 | 80 Flying Lizard Motorsports | J. Bergmeister / P. Long / M. Holzer | Porsche 911 RSR (997) | M | 4:00.011 | 8 | 11 | +4.618 | +0.373 204.4 |
| Not classified: | | | | | | | | | |
| 51 | AF Corse | G. Fisichella / G. Bruni / T. Vilander | Ferrari 458 Italia | M | | | | | |
| LMGTE Am | | | | | | | | | |
| 1 | 58 Luxury Racing | P. Ehret / F. Montecalvo / G. Jeannette | Ferrari 458 Italia | M | 3:58.800 | 24 | 25 | | 205.5 |
| 2 | 88 Team Felbermayr-Proton | C. Ried / G. Roda / P. Ruberti | Porsche 911 RSR (997) | M | 3:59.181 | 19 | 21 | +0.381 | +0.381 205.1 |
| 3 | 81 AF Corse | P. Perazzini / N. Cadei / M. Griffin | Ferrari 458 Italia | M | 4:00.288 | 13 | 20 | +1.488 | +1.107 204.2 |
| 4 | 61 AF Corse-Waltrip | R. Kauffman / R. Aguas / B. Vickers | Ferrari 458 Italia | M | 4:00.691 | 23 | 26 | +1.891 | +0.403 203.8 |
| 5 | 67 IMSA Performance Matmut | N. Armindo / R. Narac / A. Pons | Porsche 911 RSR (997) | M | 4:00.829 | 21 | 24 | +2.029 | +0.138 203.7 |
| 6 | 99 Aston Martin Racing | A. Simonsen / C. Nygaard / K. Poulsen | Aston Martin Vantage V8 | M | 4:00.958 | 10 | 17 | +2.158 | +0.129 203.6 |
| 7 | 83 JMB Racing | M. Rodrigues / A. Ferte / P. Illiano | Ferrari 458 Italia | M | 4:02.461 | 21 | 24 | +3.661 | +1.503 202.4 |
| 8 | 70 Larbre Competition | J. Belloc / C. Bourret / P. Gibon | Chevrolet Corvette C6 ZR1 | M | 4:02.969 | 8 | 23 | +4.169 | +0.508 201.9 |
| 9 | 55 JWA-Avila | J. Camathias / M. Paltila / P. Daniels | Porsche 911 RSR (997) | P | 4:03.661 | 21 | 22 | +4.861 | +0.692 201.4 |
| 10 | 57 Krohn Racing | T. Krohn / N. Jonsson / M. Rugolo | Ferrari 458 Italia | D | 4:04.075 | 21 | 22 | +5.275 | +0.414 201.0 |
| 11 | 50 Larbre Competition | P. Bornhauser / J. Canal / P. Lamy | Chevrolet Corvette C6 ZR1 | M | 4:05.426 | 8 | 11 | +6.626 | +1.351 199.9 |
| 12 | 79 Flying Lizard Motorsports | S. Neiman / P. Pilet / S. Pumpelly | Porsche 911 RSR (997) | M | 4:09.762 | 10 | 17 | +10.962 | +4.336 196.4 |
| 13 | 75 Prospeed Competition | A. Alfaisal / B. Curtis / S. Edwards | Porsche 911 RSR (997) | M | 9:51.593 | 2 | 2 | +552.793 | +541.831 82.9 |
| CDNT | | | | | | | | | |
| 1 | 0 Highcroft Racing | M. Franchitti / M. Krumm / S. Motoyama | Delta Wing Nissan | M | 3:48.142 | 5 | 17 | | 215.1 |



24 HEURES DU MANS

16-17 JUN 2012



FIA WEC

80^e Edition des 24 Heures du Mans

Qualifying Practice Session 2

Provisional Classification by Class

| Nr. | Team | Drivers | Car | Ty | Time | Lap Total | Gap | Kph |
|-----|------|---------|-----|----|------|-----------|-----|-----|
|-----|------|---------|-----|----|------|-----------|-----|-----|

N° 81 PERAZZINI CANCELLATION OF LAPTIMES UP TO 19:31:34 DUE TO STEWARDS DECISION N° 10

Published at:

Track Status:

DRY

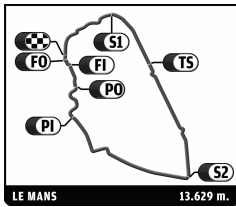
Race Director: Eduardo Freitas

Timekeeper: Christian Crucifix



24 HEURES DU MANS

16-17 JUN 2012



FIA WEC

80^e Edition des 24 Heures du Mans

Qualifying Practice

Provisional Classification

| Nr. | Team | Drivers | Car | Cl | Session 1 | | Session 2 | | Time | Gap |
|-----|------------------------------|--|----------------------------|-----------|-----------|-----|-----------|-----|----------|---------|
| | | | | | Time | Lap | Time | Lap | | |
| 1 | 3 Audi Sport Team Joest | R. Dumas / L. Duval / M. Gené | Audi R18 Ultra | LMP1 | 3:26.694 | 23 | 3:24.078 | 23 | 3:24.078 | |
| 2 | 1 Audi Sport Team Joest | M. Fässler / A. Lotterer / B. Tréluyer | Audi R18 e-tron quattro | LMP1 | 3:25.453 | 28 | 3:24.997 | 4 | 3:24.997 | +0.919 |
| 3 | 2 Audi Sport Team Joest | D. Capello / T. Kristensen / A. McNish | Audi R18 e-tron quattro | LMP1 | 3:26.536 | 3 | 3:26.038 | 11 | 3:26.038 | +1.960 |
| 4 | 8 Toyota Racing | A. Davidson / S. Buemi / S. Sarrazin | Toyota TS 030 - Hybrid | LMP1 | 3:28.295 | 21 | 3:26.151 | 19 | 3:26.151 | +2.073 |
| 5 | 4 Audi Sport North America | M. Bonanomi / O. Jarvis / M. Rockenfelle | Audi R18 Ultra | LMP1 | 3:27.554 | 28 | 3:26.420 | 17 | 3:26.420 | +2.342 |
| 6 | 7 Toyota Racing | A. Wurz / N. Lapierre / K. Nakajima | Toyota TS 030 - Hybrid | LMP1 | 3:27.191 | 8 | 3:26.502 | 17 | 3:26.502 | +2.424 |
| 7 | 21 Strakka Racing | N. Leventis / D. Watts / J. Kane | HPD ARX 03a - Honda | LMP1 | 3:32.750 | 4 | 3:29.622 | 23 | 3:29.622 | +5.544 |
| 8 | 12 Rebellion Racing | N. Prost / N. Jani / N. Heidfeld | Lola B12/60 Coupe - Toyota | LMP1 | 3:33.211 | 9 | 3:29.837 | 28 | 3:29.837 | +5.759 |
| 9 | 13 Rebellion Racing | A. Belicchi / H. Primat / J. Bleekemolen | Lola B12/60 Coupe - Toyota | LMP1 | 3:33.140 | 3 | 3:31.866 | 21 | 3:31.866 | +7.788 |
| 10 | 17 Pescarolo Team | S. Bourdais / N. Minassian / S. Ara | Dome - Judd | LMP1 | 3:34.716 | 9 | 3:34.925 | 12 | 3:34.716 | +10.638 |
| 11 | 22 JRM | D. Brabham / K. Chandhok / P. Dumbrec | HPD ARX 03a - Honda | LMP1 | 3:37.088 | 5 | | | 3:37.088 | +13.010 |
| 12 | 15 Oak Racing | F. Montagny / B. Baguette / D. Kraihame | Oak Pescarolo - Judd | LMP1 | 3:38.414 | 25 | 3:37.367 | 7 | 3:37.367 | +13.289 |
| 13 | 16 Pescarolo Team | E. Collard / J. Boullion / S. Hall | Pescarolo 03 - Judd | LMP1 | | | 3:37.485 | 17 | 3:37.485 | +13.407 |
| 14 | 24 Oak Racing | J. Nicolet / M. Lahaye / O. Pla | Morgan - Judd | LMP2 | 3:40.902 | 17 | 3:38.598 | 22 | 3:38.598 | +14.520 |
| 15 | 26 Signatech Nissan | N. Panciatichi / P. Ragues / R. Rusinov | Oreca 03 - Nissan | LMP2 | 3:42.157 | 10 | 3:39.152 | 22 | 3:39.152 | +15.074 |
| 16 | 46 Thiriet By TDS Racing | M. Beche / P. Thiriet / C. Tinseau | Oreca 03 - Nissan | LMP2 | 3:39.252 | 9 | 3:41.975 | 6 | 3:39.252 | +15.174 |
| 17 | 49 Pecom Racing | L. Perez Companc / S. Ayari / P. Kaffer | Oreca 03 - Nissan | LMP2 | 3:41.916 | 12 | 3:39.711 | 16 | 3:39.711 | +15.633 |
| 18 | 48 Murphy Prototypes | J. Firth / W. Hughes / B. Hartley | Oreca 03 - Nissan | LMP2 | 3:39.877 | 5 | 3:40.652 | 24 | 3:39.877 | +15.799 |
| 19 | 35 Oak Racing | D. Heinemeier Hansson / B. Laiders / M. Mari | Morgan - Nissan | LMP2 | 3:41.721 | 18 | 3:39.899 | 20 | 3:39.899 | +15.821 |
| 20 | 25 ADR-Delta | J. Martin / J. Charouz / T. Graves | Oreca 03 - Nissan | LMP2 | 3:41.791 | 4 | 3:40.174 | 11 | 3:40.174 | +16.096 |
| 21 | 44 Starworks Motorsport | V. Potolicchio / R. Dalziel / T. Kimber-Sm | HPD ARX 03b - Honda | LMP2 | 3:40.639 | 3 | 3:41.863 | 21 | 3:40.639 | +16.561 |
| 22 | 45 Boutsen Ginion Racing | B. Briere / J. Petersen / S. Nakano | Oreca 03 - Nissan | LMP2 | 3:40.727 | 5 | 3:43.763 | 8 | 3:40.727 | +16.649 |
| 23 | 42 Greaves Motorsport | L. Ordoñez / M. Brundle / A. Brundle | Zytek Z11SN - Nissan | LMP2 | 3:42.125 | 7 | 3:40.738 | 10 | 3:40.738 | +16.660 |
| 24 | 38 Jota | S. Dolan / S. Hancock / H. Kurosawa | Zytek Z11SN - Nissan | LMP2 | 3:41.287 | 5 | 3:41.428 | 20 | 3:41.287 | +17.209 |
| 25 | 30 Status Grand Prix | A. Sims / Y. Buurman / R. Ianneta | Lola - Judd | LMP2 | 3:41.451 | 6 | 3:42.518 | 8 | 3:41.451 | +17.373 |
| 26 | 33 Level 5 Motorsport | S. Tucker / C. Bouchut / L. Diaz | HPD ARX 03b - Honda | LMP2 | 3:42.224 | 11 | | | 3:42.224 | +18.146 |
| 27 | 23 Signatech Nissan | F. Mailleux / O. Lombard / J. Tresson | Oreca 03 - Nissan | LMP2 | 3:44.495 | 16 | 3:42.581 | 19 | 3:42.581 | +18.503 |
| 28 | 0 Highcroft Racing | M. Franchitti / M. Krumm / S. Motoyama | Delta Wing Nissan | CDNT | 3:42.612 | 3 | 3:48.142 | 5 | 3:42.612 | +18.534 |
| 29 | 41 Greaves Motorsport | C. Zugel / R. Gonzalez / E. Julian | Zytek Z11SN - Nissan | LMP2 | 3:47.408 | 7 | 3:43.406 | 20 | 3:43.406 | +19.328 |
| 30 | 40 Race Performance | M. Frey / J. Hirschi / R. Meichtry | Oreca 03 - Judd | LMP2 | 3:48.124 | 24 | 3:43.619 | 9 | 3:43.619 | +19.541 |
| 31 | 28 Gulf Racing Middle East | F. Giroix / S. Johansson / L. Bodey | Lola B12/80 Coupe - Nissan | LMP2 | 3:50.526 | 4 | 3:47.244 | 6 | 3:47.244 | +23.166 |
| 32 | 31 Lotus | T. Holzer / M. Schultis / L. Moro | Lola B12/80 Coupe - Lotus | LMP2 | 3:48.067 | 25 | | | 3:48.067 | +23.989 |
| 33 | 43 Extreme Limit Aric | F. Rosier / P. Thirion / P. Haezebrouck | Norma MP 2000 - Judd | LMP2 | 3:51.012 | 14 | 3:53.560 | 3 | 3:51.012 | +26.934 |
| 34 | 59 Luxury Racing | F. Makowiecki / J. Melo / D. Farnbacher | Ferrari 458 Italia | LMGTE Pro | 3:56.076 | 4 | 3:55.393 | 9 | 3:55.393 | +31.315 |
| 35 | 97 Aston Martin Racing | A. Fernandez / S. Mücke / D. Turner | Aston Martin Vantage V8 | LMGTE Pro | 3:57.466 | 19 | 3:55.870 | 23 | 3:55.870 | +31.792 |
| 36 | 74 Corvette Racing | O. Gavin / T. Milner / R. Westbrook | Chevrolet Corvette C6 ZR1 | LMGTE Pro | 3:55.910 | 3 | 3:58.214 | 4 | 3:55.910 | +31.832 |
| 37 | 73 Corvette Racing | J. Taylor / A. Garcia / J. Magnussen | Chevrolet Corvette C6 ZR1 | LMGTE Pro | 3:57.181 | 7 | 3:59.433 | 5 | 3:57.181 | +33.103 |
| 38 | 71 AF Corse | A. Bertolini / O. Beretta / M. Ciod / G. Bruni / G. Fisichella / T. Vilander | Ferrari 458 Italia | LMGTE Pro | 3:57.509 | 6 | 3:58.960 | 8 | 3:57.509 | +33.431 |
| 39 | 79 Flying Lizard Motorsports | S. Neiman / P. Pilet / S. Pumpelly | Porsche 911 RSR (997) | LMGTE Am | 3:57.594 | 4 | 4:09.762 | 10 | 3:57.594 | +33.516 |
| 40 | 77 Team Felbermayr-Proton | M. Lieb / R. Lietz / W. Henzler | Porsche 911 RSR (997) | LMGTE Pro | 3:57.648 | 4 | 3:57.606 | 23 | 3:57.606 | +33.528 |
| 41 | 75 Prospeed Competition | A. Alfaisal / B. Curtis / S. Edwards | Porsche 911 RSR (997) | LMGTE Am | 3:58.035 | 23 | 9:51.593 | 2 | 3:58.035 | +33.957 |
| 42 | 80 Flying Lizard Motorsports | J. Bergmeister / P. Long / M. Holzer | Porsche 911 RSR (997) | LMGTE Pro | 3:58.717 | 2 | 4:00.011 | 8 | 3:58.717 | +34.639 |
| 43 | 99 Aston Martin Racing | A. Simonsen / C. Nygaard / K. Poulsen | Aston Martin Vantage V8 | LMGTE Am | 3:58.725 | 24 | 4:00.958 | 10 | 3:58.725 | +34.647 |
| 44 | 58 Luxury Racing | P. Ehret / F. Montecalvo / G. Jeannette | Ferrari 458 Italia | LMGTE Am | 4:00.849 | 5 | 3:58.800 | 24 | 3:58.800 | +34.722 |
| 45 | 88 Team Felbermayr-Proton | C. Ried / G. Roda / P. Ruberti | Porsche 911 RSR (997) | LMGTE Am | 3:59.529 | 9 | 3:59.181 | 19 | 3:59.181 | +35.103 |
| 46 | 50 Larbre Competition | P. Bornhauser / J. Canal / P. Lamy | Chevrolet Corvette C6 ZR1 | LMGTE Am | 3:59.192 | 7 | 4:05.426 | 8 | 3:59.192 | +35.114 |
| 47 | 66 JMW Motorsport | J. Walker / J. Cocker / R. Wills | Ferrari 458 Italia | LMGTE Pro | 4:00.883 | 5 | 3:59.638 | 9 | 3:59.638 | +35.560 |
| 48 | 81 AF Corse | P. Perazzini / N. Cadei / M. Griffin | Ferrari 458 Italia | LMGTE Am | 4:04.493 | 19 | 4:00.288 | 13 | 4:00.288 | +36.210 |
| 49 | 67 Imsa Performance Matmut | N. Armindo / R. Narac / A. Pons | Porsche 911 RSR (997) | LMGTE Am | 4:00.332 | 23 | 4:00.829 | 21 | 4:00.332 | +36.254 |
| 50 | 61 AF Corse-Waltrip | R. Kauffman / R. Aguas / B. Vickers | Ferrari 458 Italia | LMGTE Am | 4:04.861 | 17 | 4:00.691 | 23 | 4:00.691 | +36.613 |
| 51 | 83 JMB Racing | M. Rodrigues / A. Ferte / P. Illiano | Ferrari 458 Italia | LMGTE Am | 4:04.416 | 7 | 4:02.461 | 21 | 4:02.461 | +38.383 |
| 52 | 70 Larbre Competition | J. Belloc / C. Bourret / P. Gibon | Chevrolet Corvette C6 ZR1 | LMGTE Am | 4:03.021 | 5 | 4:02.969 | 8 | 4:02.969 | +38.891 |
| 53 | 55 JWA-Avila | J. Camathias / M. Paltala / P. Daniels | Porsche 911 RSR (997) | LMGTE Am | 4:08.170 | 13 | 4:03.661 | 21 | 4:03.661 | +39.583 |
| 54 | 57 Krohn Racing | T. Krohn / N. Jonsson / M. Rugolo | Ferrari 458 Italia | LMGTE Am | 4:04.698 | 11 | 4:04.075 | 21 | 4:04.075 | +39.997 |
| 55 | 29 Gulf Racing Middle East | J. Deletraz / K. Ihara / M. Rostan | Lola B12/80 Coupe - Nissan | LMP2 | 4:14.086 | 4 | | | 4:14.086 | +50.008 |
| 56 | 51 AF Corse | G. Fisichella / G. Bruni / T. Vilander | Ferrari 458 Italia | LMGTE Pro | | | | | | |

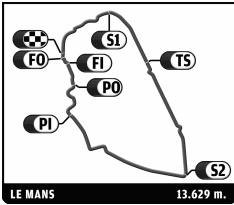
Race Director: Eduardo Freitas

Timekeeper: Christian Crucifix



24 HEURES DU MANS

16-17 JUN 2012



FIA WEC

80^e Edition des 24 Heures du Mans

Qualifying Practice

Provisional Classification by Class

| Nr. | Team | Drivers | Car | Session 1 | | Session 2 | | Time | Gap |
|------------------|------------------------------|---|----------------------------|-----------|-----|-----------|-----|-----------------|---------|
| | | | | Time | Lap | Time | Lap | | |
| LMP1 | | | | | | | | | |
| 1 | 3 Audi Sport Team Joest | R. Dumas / L. Duval / M. Gené | Audi R18 Ultra | 3:26.694 | 23 | 3:24.078 | 23 | 3:24.078 | |
| 2 | 1 Audi Sport Team Joest | M. Fassler / A. Lotterer / B. Tréluyer | Audi R18 e-tron quattro | 3:25.453 | 28 | 3:24.997 | 4 | 3:24.997 | +0.919 |
| 3 | 2 Audi Sport Team Joest | D. Capello / T. Kristensen / A. McNish | Audi R18 e-tron quattro | 3:26.536 | 3 | 3:26.038 | 11 | 3:26.038 | +1.960 |
| 4 | 8 Toyota Racing | A. Davidson / S. Buemi / S. Sarrazin | Toyota TS 030 - Hybrid | 3:28.295 | 21 | 3:26.151 | 19 | 3:26.151 | +2.073 |
| 5 | 4 Audi Sport North America | M. Bonanomi / O. Jarvis / M. Rodenfelder | Audi R18 Ultra | 3:27.554 | 28 | 3:26.420 | 17 | 3:26.420 | +2.342 |
| 6 | 7 Toyota Racing | A. Wurz / N. Lapierre / K. Nakajima | Toyota TS 030 - Hybrid | 3:27.191 | 8 | 3:26.502 | 17 | 3:26.502 | +2.424 |
| 7 | 21 Strakka Racing | N. Leventis / D. Watts / J. Kane | HPD ARX 03a - Honda | 3:32.750 | 4 | 3:29.622 | 23 | 3:29.622 | +5.544 |
| 8 | 12 Rebellion Racing | N. Prost / N. Jani / N. Heidfeld | Lola B12/60 Coupe - Toyota | 3:33.211 | 9 | 3:29.837 | 28 | 3:29.837 | +5.759 |
| 9 | 13 Rebellion Racing | A. Belicchi / H. Primat / J. Blekemolen | Lola B12/60 Coupe - Toyota | 3:33.140 | 3 | 3:31.866 | 21 | 3:31.866 | +7.788 |
| 10 | 17 Pescarolo Team | S. Bourdais / N. Minassian / S. Ara | Dome - Judd | 3:34.716 | 9 | 3:34.925 | 12 | 3:34.716 | +10.638 |
| 11 | 22 JRM | D. Brabham / K. Chandhok / P. Dumbrack | HPD ARX 03a - Honda | 3:37.088 | 5 | | | 3:37.088 | +13.010 |
| 12 | 15 Oak Racing | F. Montagny / B. Baguette / D. Kraihamer | Oak Pescarolo - Judd | 3:38.414 | 25 | 3:37.367 | 7 | 3:37.367 | +13.289 |
| 13 | 16 Pescarolo Team | E. Collard / J. Boullion / S. Hall | Pescarolo 03 - Judd | | | 3:37.485 | 17 | 3:37.485 | +13.407 |
| LMP2 | | | | | | | | | |
| 1 | 24 Oak Racing | J. Nicolet / M. Lahaye / O. Pla | Morgan - Judd | 3:40.902 | 17 | 3:38.598 | 22 | 3:38.598 | |
| 2 | 26 Signatech Nissan | N. Panciatici / P. Ragues / R. Rusinov | Oreca 03 - Nissan | 3:42.157 | 10 | 3:39.152 | 22 | 3:39.152 | +0.554 |
| 3 | 46 Thiriet By TDS Racing | M. Beche / P. Thiriet / C. Tinsseau | Oreca 03 - Nissan | 3:39.252 | 9 | 3:41.975 | 6 | 3:39.252 | +0.654 |
| 4 | 49 Pecom Racing | L. Perez Companc / S. Ayari / P. Kaffer | Oreca 03 - Nissan | 3:41.916 | 12 | 3:39.711 | 16 | 3:39.711 | +1.113 |
| 5 | 48 Murphy Prototypes | J. Firth / W. Hughes / B. Hartley | Oreca 03 - Nissan | 3:39.877 | 5 | 3:40.652 | 24 | 3:39.877 | +1.279 |
| 6 | 35 Oak Racing | D. Heinemeier Hansson / B. Leinders / M. Martin | Morgan - Nissan | 3:41.721 | 18 | 3:39.899 | 20 | 3:39.899 | +1.301 |
| 7 | 25 ADR-Delta | J. Martin / J. Charouz / T. Graves | Oreca 03 - Nissan | 3:41.791 | 4 | 3:40.174 | 11 | 3:40.174 | +1.576 |
| 8 | 44 Starworks Motorsport | V. Potolichio / R. Dabiel / T. Kimber-Smith | HPD ARX 03b - Honda | 3:40.639 | 3 | 3:41.863 | 21 | 3:40.639 | +2.041 |
| 9 | 45 Boutsen Ginion Racing | B. Briere / J. Petersen / S. Nakano | Oreca 03 - Nissan | 3:40.727 | 5 | 3:43.763 | 8 | 3:40.727 | +2.129 |
| 10 | 42 Greaves Motorsport | L. Ordoñez / M. Brundle / A. Brundle | Zytek Z11SN - Nissan | 3:42.125 | 7 | 3:40.738 | 10 | 3:40.738 | +2.140 |
| 11 | 38 Jota | S. Dalan / S. Hancock / H. Kurosawa | Zytek Z11SN - Nissan | 3:41.287 | 5 | 3:41.428 | 20 | 3:41.287 | +2.689 |
| 12 | 30 Status Grand Prix | A. Sims / Y. Buurman / R. Ianneta | Lola - Judd | 3:41.451 | 6 | 3:42.518 | 8 | 3:41.451 | +2.853 |
| 13 | 33 Level 5 Motorsport | S. Tucker / C. Bouchut / L. Diaz | HPD ARX 03b - Honda | 3:42.224 | 11 | | | 3:42.224 | +3.626 |
| 14 | 23 Signatech Nissan | F. Mailloux / O. Lombard / J. Tresson | Oreca 03 - Nissan | 3:44.495 | 16 | 3:42.581 | 19 | 3:42.581 | +3.983 |
| 15 | 41 Greaves Motorsport | C. Zugel / R. Gonzalez / E. Julian | Zytek Z11SN - Nissan | 3:47.408 | 7 | 3:43.406 | 20 | 3:43.406 | +4.808 |
| 16 | 40 Race Performance | M. Frey / J. Hirschi / R. Meichtry | Oreca 03 - Judd | 3:48.124 | 24 | 3:43.619 | 9 | 3:43.619 | +5.021 |
| 17 | 28 Gulf Racing Middle East | F. Giroix / S. Johansson / L. Badey | Lola B12/80 Coupe - Nissan | 3:50.526 | 4 | 3:47.244 | 6 | 3:47.244 | +8.646 |
| 18 | 31 Lotus | T. Holzer / M. Schultis / L. Moro | Lola B12/80 Coupe - Lotus | 3:48.067 | 25 | | | 3:48.067 | +9.469 |
| 19 | 43 Extreme Limit Aric | F. Rosier / P. Thirion / P. Haezebrouck | Norma MP 2000 - Judd | 3:51.012 | 14 | 3:53.560 | 3 | 3:51.012 | +12.414 |
| 20 | 29 Gulf Racing Middle East | J. Deletraz / K. Ihara / M. Rostan | Lola B12/80 Coupe - Nissan | 4:14.086 | 4 | | | 4:14.086 | +35.488 |
| LMGTE Pro | | | | | | | | | |
| 1 | 59 Luxury Racing | F. Makowiecki / J. Melo / D. Farnbacher | Ferrari 458 Italia | 3:56.076 | 4 | 3:55.393 | 9 | 3:55.393 | |
| 2 | 97 Aston Martin Racing | A. Fernandez / S. Möcke / D. Turner | Aston Martin Vantage V8 | 3:57.466 | 19 | 3:55.870 | 23 | 3:55.870 | +0.477 |
| 3 | 74 Corvette Racing | O. Gavin / T. Milner / R. Westbrook | Chevrolet Corvette C6 ZR1 | 3:55.910 | 3 | 3:58.214 | 4 | 3:55.910 | +0.517 |
| 4 | 73 Corvette Racing | J. Taylor / A. Garcia / J. Magnussen | Chevrolet Corvette C6 ZR1 | 3:57.181 | 7 | 3:59.433 | 5 | 3:57.181 | +1.788 |
| 5 | 71 AF Corse | A. Bertolini / O. Beretta / M. Cioci / G. Bruni | Ferrari 458 Italia | 3:57.509 | 6 | 3:58.960 | 8 | 3:57.509 | +2.116 |
| 6 | 77 Team Felbermayr-Proton | M. Lieb / R. Lietz / W. Herzler | Porsche 911 RSR (997) | 3:57.648 | 4 | 3:57.606 | 23 | 3:57.606 | +2.213 |
| 7 | 80 Flying Lizard Motorsports | J. Bergmeister / P. Long / M. Holzer | Porsche 911 RSR (997) | 3:58.717 | 2 | 4:00.011 | 8 | 3:58.717 | +3.324 |
| 8 | 66 JMW Motorsport | J. Walker / J. Cocker / R. Wills | Ferrari 458 Italia | 4:00.883 | 5 | 3:59.638 | 9 | 3:59.638 | +4.245 |
| 9 | 51 AF Corse | G. Fisichella / G. Bruni / T. Vilander | Ferrari 458 Italia | | | | | | |
| LMGTE Am | | | | | | | | | |
| 1 | 79 Flying Lizard Motorsports | S. Neiman / P. Pilet / S. Pumpelly | Porsche 911 RSR (997) | 3:57.594 | 4 | 4:09.762 | 10 | 3:57.594 | |
| 2 | 75 Prospeed Competition | A. Alfaisal / B. Curtis / S. Edwards | Porsche 911 RSR (997) | 3:58.035 | 23 | 9:51.593 | 2 | 3:58.035 | +0.441 |
| 3 | 99 Aston Martin Racing | A. Simonsen / C. Nygaard / K. Poulsen | Aston Martin Vantage V8 | 3:58.725 | 24 | 4:00.958 | 10 | 3:58.725 | +1.131 |
| 4 | 58 Luxury Racing | P. Ehret / F. Montecalvo / G. Jeannette | Ferrari 458 Italia | 4:00.849 | 5 | 3:58.800 | 24 | 3:58.800 | +1.206 |
| 5 | 88 Team Felbermayr-Proton | C. Ried / G. Roda / P. Ruberti | Porsche 911 RSR (997) | 3:59.529 | 9 | 3:59.181 | 19 | 3:59.181 | +1.587 |
| 6 | 50 Larbre Competition | P. Bornhauser / J. Canal / P. Lamy | Chevrolet Corvette C6 ZR1 | 3:59.192 | 7 | 4:05.426 | 8 | 3:59.192 | +1.598 |
| 7 | 81 AF Corse | P. Perazzini / N. Cadei / M. Griffin | Ferrari 458 Italia | 4:04.493 | 19 | 4:00.288 | 13 | 4:00.288 | +2.694 |
| 8 | 67 Imsa Performance Matmut | N. Armindo / R. Narac / A. Pons | Porsche 911 RSR (997) | 4:00.332 | 23 | 4:00.829 | 21 | 4:00.332 | +2.738 |
| 9 | 61 AF Corse-Waltrip | R. Kauffman / R. Aguas / B. Vickers | Ferrari 458 Italia | 4:04.861 | 17 | 4:00.691 | 23 | 4:00.691 | +3.097 |
| 10 | 83 JMB Racing | M. Rodrigues / A. Ferte / P. Illiano | Ferrari 458 Italia | 4:04.416 | 7 | 4:02.461 | 21 | 4:02.461 | +4.867 |
| 11 | 70 Larbre Competition | J. Belloc / C. Bourret / P. Gibon | Chevrolet Corvette C6 ZR1 | 4:03.021 | 5 | 4:02.969 | 8 | 4:02.969 | +5.375 |
| 12 | 55 JWA-Avila | J. Camathias / M. Palltala / P. Daniels | Porsche 911 RSR (997) | 4:08.170 | 13 | 4:03.661 | 21 | 4:03.661 | +6.067 |
| 13 | 57 Krohn Racing | T. Krohn / N. Jonsson / M. Rugolo | Ferrari 458 Italia | 4:04.698 | 11 | 4:04.075 | 21 | 4:04.075 | +6.481 |
| CDNT | | | | | | | | | |
| 1 | 0 Highcroft Racing | M. Franchitti / M. Krumm / S. Motoyama | Delta Wing Nissan | 3:42.612 | 3 | 3:48.142 | 5 | 3:42.612 | |

Published at:

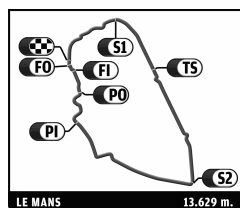
Race Director: Eduardo Freitas

Timekeeper: Christian Crucifix



24 HEURES DU MANS

16-17 JUN 2012



FIA WEC

80^e Edition des 24 Heures du Mans

Qualifying Practice Session 2

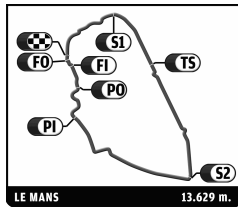
Provisional Classification by Driver Fastest Lap

| Nr | Team | Car | Class | Driver | Time | Lap | Total | Gap | Kph | |
|----|----------------------------|----------------------------|-------|--------------------------|----------|-----|-------|--------|-------|-------|
| 1 | 3 Audi Sport Team Joest | Audi R18 Ultra | LMP1 | Loic Duval | 3:24.078 | 9 | 10 | | 240.4 | |
| 2 | 1 Audi Sport Team Joest | Audi R18 e-tron quattro | LMP1 | André Lotterer | 3:24.997 | 4 | 6 | 0.919 | 0.919 | 239.3 |
| 3 | 3 Audi Sport Team Joest | Audi R18 Ultra | LMP1 | Romain Dumas | 3:25.719 | 10 | 14 | 1.641 | 0.722 | 238.5 |
| 4 | 2 Audi Sport Team Joest | Audi R18 e-tron quattro | LMP1 | Allan McNish | 3:26.038 | 11 | 12 | 1.960 | 0.319 | 238.1 |
| 5 | 8 Toyota Racing | Toyota TS 030 - Hybrid | LMP1 | Anthony Davidson | 3:26.151 | 7 | 11 | 2.073 | 0.113 | 238.0 |
| 6 | 4 Audi Sport North America | Audi R18 Ultra | LMP1 | Marco Bonanomi | 3:26.420 | 10 | 12 | 2.342 | 0.269 | 237.7 |
| 7 | 7 Toyota Racing | Toyota TS 030 - Hybrid | LMP1 | Nicolas Lapierre | 3:26.502 | 7 | 11 | 2.424 | 0.082 | 237.6 |
| 8 | 7 Toyota Racing | Toyota TS 030 - Hybrid | LMP1 | Kazuki Nakajima | 3:26.505 | 9 | 10 | 2.427 | 0.003 | 237.6 |
| 9 | 1 Audi Sport Team Joest | Audi R18 e-tron quattro | LMP1 | Marcel Fässler | 3:26.839 | 3 | 9 | 2.761 | 0.334 | 237.2 |
| 10 | 1 Audi Sport Team Joest | Audi R18 e-tron quattro | LMP1 | Benoit Treliuyer | 3:26.998 | 5 | 9 | 2.920 | 0.159 | 237.0 |
| 11 | 4 Audi Sport North America | Audi R18 Ultra | LMP1 | Oliver Jarvis | 3:27.456 | 10 | 12 | 3.378 | 0.458 | 236.5 |
| 12 | 4 Audi Sport North America | Audi R18 Ultra | LMP1 | Mike Rockenfeller | 3:28.024 | 3 | 7 | 3.946 | 0.568 | 235.9 |
| 13 | 3 Audi Sport Team Joest | Audi R18 Ultra | LMP1 | Marc Gené | 3:28.070 | 7 | 7 | 3.992 | 0.046 | 235.8 |
| 14 | 8 Toyota Racing | Toyota TS 030 - Hybrid | LMP1 | Stéphane Sarrazin | 3:28.234 | 5 | 12 | 4.156 | 0.164 | 235.6 |
| 15 | 21 Strakka Racing | HPD ARX 03a - Honda | LMP1 | Danny Watts | 3:29.622 | 6 | 7 | 5.544 | 1.388 | 234.1 |
| 16 | 12 Rebellion Racing | Lola B12/60 Coupe - Toyota | LMP1 | Neel Jani | 3:29.837 | 10 | 10 | 5.759 | 0.215 | 233.8 |
| 17 | 2 Audi Sport Team Joest | Audi R18 e-tron quattro | LMP1 | Dindo Capello | 3:29.958 | 6 | 12 | 5.880 | 0.121 | 233.7 |
| 18 | 2 Audi Sport Team Joest | Audi R18 e-tron quattro | LMP1 | Tom Kristensen | 3:30.969 | 2 | 5 | 6.891 | 1.011 | 232.6 |
| 19 | 13 Rebellion Racing | Lola B12/60 Coupe - Toyota | LMP1 | Andrea Belicchi | 3:31.866 | 11 | 13 | 7.788 | 0.897 | 231.6 |
| 20 | 12 Rebellion Racing | Lola B12/60 Coupe - Toyota | LMP1 | Nicolas Prost | 3:33.062 | 13 | 18 | 8.984 | 1.196 | 230.3 |
| 21 | 21 Strakka Racing | HPD ARX 03a - Honda | LMP1 | Jonny Kane | 3:33.651 | 9 | 17 | 9.573 | 0.589 | 229.6 |
| 22 | 17 Pescarolo Team | Dome - Judd | LMP1 | Nicolas Minassian | 3:34.925 | 7 | 11 | 10.847 | 1.274 | 228.3 |
| 23 | 17 Pescarolo Team | Dome - Judd | LMP1 | Sébastien Bourdais | 3:35.176 | 4 | 7 | 11.098 | 0.251 | 228.0 |
| 24 | 13 Rebellion Racing | Lola B12/60 Coupe - Toyota | LMP1 | Jeroen Bleekemolen | 3:37.186 | 4 | 5 | 13.108 | 2.010 | 225.9 |
| 25 | 15 Oak Racing | Oak Pescarolo - Judd | LMP1 | Bertrand Baguette | 3:37.367 | 7 | 8 | 13.289 | 0.181 | 225.7 |
| 26 | 16 Pescarolo Team | Pescarolo 03 - Judd | LMP1 | Emmanuel Collard | 3:37.485 | 17 | 18 | 13.407 | 0.118 | 225.6 |
| 27 | 15 Oak Racing | Oak Pescarolo - Judd | LMP1 | Franck Montagny | 3:38.071 | 4 | 6 | 13.993 | 0.586 | 225.0 |
| 28 | 24 Oak Racing | Morgan - Judd | LMP2 | Olivier Pla | 3:38.598 | 15 | 15 | 14.520 | 0.527 | 224.5 |
| 29 | 26 Signatech Nissan | Oreca 03 - Nissan | LMP2 | Nelson Panciatici | 3:39.152 | 11 | 13 | 15.074 | 0.554 | 223.9 |
| 30 | 17 Pescarolo Team | Dome - Judd | LMP1 | Seiji Ara | 3:39.473 | 7 | 9 | 15.395 | 0.321 | 223.6 |
| 31 | 13 Rebellion Racing | Lola B12/60 Coupe - Toyota | LMP1 | Harold Primat | 3:39.665 | 3 | 5 | 15.587 | 0.192 | 223.4 |
| 32 | 49 Pecom Racing | Oreca 03 - Nissan | LMP2 | Soheil Ayari | 3:39.711 | 7 | 10 | 15.633 | 0.046 | 223.3 |
| 33 | 35 Oak Racing | Morgan - Nissan | LMP2 | Maxime Martin | 3:39.899 | 11 | 12 | 15.821 | 0.188 | 223.1 |
| 34 | 49 Pecom Racing | Oreca 03 - Nissan | LMP2 | Pierre Kaffer | 3:40.022 | 6 | 9 | 15.944 | 0.123 | 223.0 |
| 35 | 25 ADR-Delta | Oreca 03 - Nissan | LMP2 | Jan Charouz | 3:40.174 | 11 | 12 | 16.096 | 0.152 | 222.8 |
| 36 | 48 Murphy Prototypes | Oreca 03 - Nissan | LMP2 | Warren Hughes | 3:40.652 | 10 | 11 | 16.574 | 0.478 | 222.4 |
| 37 | 42 Greaves Motorsport | Zytek Z11SN - Nissan | LMP2 | Martin Brundle | 3:40.738 | 10 | 11 | 16.660 | 0.086 | 222.3 |
| 38 | 42 Greaves Motorsport | Zytek Z11SN - Nissan | LMP2 | Alex Brundle | 3:41.353 | 2 | 5 | 17.275 | 0.615 | 221.7 |
| 39 | 38 Jota | Zytek Z11SN - Nissan | LMP2 | Sam Hancock | 3:41.428 | 7 | 9 | 17.350 | 0.075 | 221.6 |
| 40 | 48 Murphy Prototypes | Oreca 03 - Nissan | LMP2 | Brendan Hartley | 3:41.483 | 6 | 7 | 17.405 | 0.055 | 221.5 |
| 41 | 44 Starworks Motorsport | HPD ARX 03b - Honda | LMP2 | Thomas Kimber-Smith | 3:41.863 | 4 | 4 | 17.785 | 0.380 | 221.1 |
| 42 | 46 Thiriet By TDS Racing | Oreca 03 - Nissan | LMP2 | Mathias Beche | 3:41.975 | 6 | 7 | 17.897 | 0.112 | 221.0 |
| 43 | 30 Status Grand Prix | Lola - Judd | LMP2 | Yelmer Buurman | 3:42.518 | 4 | 8 | 18.440 | 0.543 | 220.5 |
| 44 | 23 Signatech Nissan | Oreca 03 - Nissan | LMP2 | Franck Mailleux | 3:42.581 | 2 | 6 | 18.503 | 0.063 | 220.4 |
| 45 | 46 Thiriet By TDS Racing | Oreca 03 - Nissan | LMP2 | Christophe Tinseau | 3:42.598 | 8 | 9 | 18.520 | 0.017 | 220.4 |
| 46 | 48 Murphy Prototypes | Oreca 03 - Nissan | LMP2 | Jody Firth | 3:42.888 | 4 | 7 | 18.810 | 0.290 | 220.1 |
| 47 | 42 Greaves Motorsport | Zytek Z11SN - Nissan | LMP2 | Lucas Ordóñez | 3:43.256 | 5 | 6 | 19.178 | 0.368 | 219.8 |
| 48 | 41 Greaves Motorsport | Zytek Z11SN - Nissan | LMP2 | Ricardo Gonzalez | 3:43.406 | 9 | 12 | 19.328 | 0.150 | 219.6 |
| 49 | 35 Oak Racing | Morgan - Nissan | LMP2 | David Heinemeier Hansson | 3:43.535 | 8 | 9 | 19.457 | 0.129 | 219.5 |
| 50 | 40 Race Performance | Oreca 03 - Judd | LMP2 | Michel Frey | 3:43.619 | 9 | 12 | 19.541 | 0.084 | 219.4 |
| 51 | 46 Thiriet By TDS Racing | Oreca 03 - Nissan | LMP2 | Pierre Thiriet | 3:43.667 | 6 | 7 | 19.589 | 0.048 | 219.4 |
| 52 | 45 Boutsen Ginion Racing | Oreca 03 - Nissan | LMP2 | Shinji Nakano | 3:43.763 | 8 | 9 | 19.685 | 0.096 | 219.3 |
| 53 | 44 Starworks Motorsport | HPD ARX 03b - Honda | LMP2 | Ryan Dalziel | 3:44.221 | 8 | 9 | 20.143 | 0.458 | 218.8 |
| 54 | 45 Boutsen Ginion Racing | Oreca 03 - Nissan | LMP2 | Jens Petersen | 3:44.463 | 6 | 9 | 20.385 | 0.242 | 218.6 |
| 55 | 21 Strakka Racing | HPD ARX 03a - Honda | LMP1 | Nick Leventis | 3:44.955 | 4 | 4 | 20.877 | 0.492 | 218.1 |
| 56 | 41 Greaves Motorsport | Zytek Z11SN - Nissan | LMP2 | Elton Julian | 3:45.036 | 3 | 6 | 20.958 | 0.081 | 218.0 |
| 57 | 49 Pecom Racing | Oreca 03 - Nissan | LMP2 | Luis Perez Companc | 3:45.105 | 4 | 4 | 21.027 | 0.069 | 218.0 |
| 58 | 38 Jota | Zytek Z11SN - Nissan | LMP2 | Simon Dolan | 3:45.237 | 6 | 7 | 21.159 | 0.132 | 217.8 |
| 59 | 38 Jota | Zytek Z11SN - Nissan | LMP2 | Haruki Kurosawa | 3:45.256 | 5 | 6 | 21.178 | 0.019 | 217.8 |
| 60 | 25 ADR-Delta | Oreca 03 - Nissan | LMP2 | Tor Graves | 3:46.573 | 2 | 7 | 22.495 | 1.317 | 216.6 |
| 61 | 28 Gulf Racing Middle East | Lola B12/80 Coupe - Nissan | LMP2 | Ludovic Badey | 3:47.244 | 2 | 3 | 23.166 | 0.671 | 215.9 |
| 62 | 23 Signatech Nissan | Oreca 03 - Nissan | LMP2 | Olivier Lombard | 3:47.284 | 10 | 11 | 23.206 | 0.040 | 215.9 |
| 63 | 45 Boutsen Ginion Racing | Oreca 03 - Nissan | LMP2 | Bastien Briere | 3:47.492 | 7 | 8 | 23.414 | 0.208 | 215.7 |
| 64 | 44 Starworks Motorsport | HPD ARX 03b - Honda | LMP2 | Vincente Potolichio | 3:47.615 | 7 | 8 | 23.537 | 0.123 | 215.6 |
| 65 | 28 Gulf Racing Middle East | Lola B12/80 Coupe - Nissan | LMP2 | Stefan Johansson | 3:47.670 | 3 | 4 | 23.592 | 0.055 | 215.5 |
| 66 | 0 Highcroft Racing | Delta Wing Nissan | CDNT | Michael Krumm | 3:48.142 | 5 | 7 | 24.064 | 0.472 | 215.1 |
| 67 | 0 Highcroft Racing | Delta Wing Nissan | CDNT | Marino Franchitti | 3:48.926 | 4 | 10 | 24.848 | 0.784 | 214.3 |
| 68 | 24 Oak Racing | Morgan - Judd | LMP2 | Jacques Nicolet | 3:48.985 | 6 | 7 | 24.907 | 0.059 | 214.3 |



24 HEURES DU MANS

16-17 JUN 2012



FIA WEC

80^e Edition des 24 Heures du Mans

Qualifying Practice Session 2

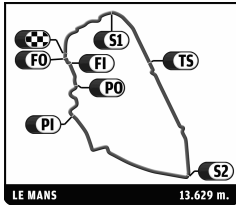
Provisional Classification by Driver Fastest Lap

| Nr | Team | Car | Class | Driver | Time | Lap | Total | Gap | Kph | |
|-----|------------------------------|----------------------------|-----------|------------------------|----------|-----|-------|----------|----------|-------|
| 69 | 23 Signatech Nissan | Oreca 03 - Nissan | LMP2 | Jordan Tresson | 3:51.267 | 5 | 6 | 27.189 | 2.282 | 212.2 |
| 70 | 25 ADR-Delta | Oreca 03 - Nissan | LMP2 | John Martin | 3:53.019 | 2 | 3 | 28.941 | 1.752 | 210.6 |
| 71 | 43 Extreme Limit Aric | Norma MP 2000 - Judd | LMP2 | Fabien Rosier | 3:53.560 | 3 | 8 | 29.482 | 0.541 | 210.1 |
| 72 | 41 Greaves Motorsport | Zytek Z11SN - Nissan | LMP2 | Christian Zugel | 3:54.606 | 4 | 5 | 30.528 | 1.046 | 209.1 |
| 73 | 30 Status Grand Prix | Lola - Judd | LMP2 | Alexander Sims | 3:55.093 | 4 | 4 | 31.015 | 0.487 | 208.7 |
| 74 | 59 Luxury Racing | Ferrari 458 Italia | LMGTE Pro | Frédéric Makowiecki | 3:55.393 | 3 | 7 | 31.315 | 0.300 | 208.4 |
| 75 | 97 Aston Martin Racing | Aston Martin Vantage V8 | LMGTE Pro | Darren Turner | 3:55.870 | 6 | 8 | 31.792 | 0.477 | 208.0 |
| 76 | 97 Aston Martin Racing | Aston Martin Vantage V8 | LMGTE Pro | Stefan Mücke | 3:56.924 | 5 | 6 | 32.846 | 1.054 | 207.1 |
| 77 | 77 Team Felbermayr-Proton | Porsche 911 RSR (997) | LMGTE Pro | Marc Lieb | 3:57.606 | 8 | 10 | 33.528 | 0.682 | 206.5 |
| 78 | 43 Extreme Limit Aric | Norma MP 2000 - Judd | LMP2 | Philippe Thirion | 3:57.859 | 8 | 9 | 33.781 | 0.253 | 206.3 |
| 79 | 26 Signatech Nissan | Oreca 03 - Nissan | LMP2 | Pierre Ragus | 3:58.135 | 10 | 11 | 34.057 | 0.276 | 206.0 |
| 80 | 74 Corvette Racing | Chevrolet Corvette C6 ZR1 | LMGTE Pro | Tommy Milner | 3:58.214 | 4 | 15 | 34.136 | 0.079 | 206.0 |
| 81 | 59 Luxury Racing | Ferrari 458 Italia | LMGTE Pro | Jaime Melo | 3:58.348 | 2 | 3 | 34.270 | 0.134 | 205.9 |
| 82 | 43 Extreme Limit Aric | Norma MP 2000 - Judd | LMP2 | Philippe Haezebrouck | 3:58.451 | 2 | 4 | 34.373 | 0.103 | 205.8 |
| 83 | 58 Luxury Racing | Ferrari 458 Italia | LMGTE Am | Gunnar Jeannette | 3:58.800 | 5 | 6 | 34.722 | 0.349 | 205.5 |
| 84 | 71 AF Corse | Ferrari 458 Italia | LMGTE Pro | Marco Cioci | 3:58.960 | 8 | 10 | 34.882 | 0.160 | 205.3 |
| 85 | 88 Team Felbermayr-Proton | Porsche 911 RSR (997) | LMGTE Am | Paolo Ruberti | 3:59.181 | 3 | 5 | 35.103 | 0.221 | 205.1 |
| 86 | 73 Corvette Racing | Chevrolet Corvette C6 ZR1 | LMGTE Pro | Jan Magnussen | 3:59.433 | 5 | 10 | 35.355 | 0.252 | 204.9 |
| 87 | 71 AF Corse | Ferrari 458 Italia | LMGTE Pro | Andrea Bertolini | 3:59.437 | 9 | 10 | 35.359 | 0.004 | 204.9 |
| 88 | 77 Team Felbermayr-Proton | Porsche 911 RSR (997) | LMGTE Pro | Richard Lietz | 3:59.492 | 8 | 9 | 35.414 | 0.055 | 204.9 |
| 89 | 74 Corvette Racing | Chevrolet Corvette C6 ZR1 | LMGTE Pro | Richard Westbrook | 3:59.553 | 7 | 10 | 35.475 | 0.061 | 204.8 |
| 90 | 66 JMW Motorsport | Ferrari 458 Italia | LMGTE Pro | Jonny Cocker | 3:59.638 | 4 | 5 | 35.560 | 0.085 | 204.7 |
| 91 | 77 Team Felbermayr-Proton | Porsche 911 RSR (997) | LMGTE Pro | Wolf Henzler | 3:59.787 | 3 | 6 | 35.709 | 0.149 | 204.6 |
| 92 | 80 Flying Lizard Motorsports | Porsche 911 RSR (997) | LMGTE Pro | Marco Holzer | 4:00.011 | 8 | 9 | 35.933 | 0.224 | 204.4 |
| 93 | 81 AF Corse | Ferrari 458 Italia | LMGTE Am | Matt Griffin | 4:00.288 | 8 | 10 | 36.210 | 0.277 | 204.2 |
| 94 | 61 AF Corse-Waltrip | Ferrari 458 Italia | LMGTE Am | Rui Aguas | 4:00.691 | 8 | 11 | 36.613 | 0.403 | 203.8 |
| 95 | 67 Insa Performance Matmut | Porsche 911 RSR (997) | LMGTE Am | Nicolas Armindo | 4:00.829 | 3 | 6 | 36.751 | 0.138 | 203.7 |
| 96 | 59 Luxury Racing | Ferrari 458 Italia | LMGTE Pro | Dominik Farnbacher | 4:00.916 | 5 | 6 | 36.838 | 0.087 | 203.7 |
| 97 | 99 Aston Martin Racing | Aston Martin Vantage V8 | LMGTE Am | Christoffer Nygaard | 4:00.958 | 10 | 11 | 36.880 | 0.042 | 203.6 |
| 98 | 97 Aston Martin Racing | Aston Martin Vantage V8 | LMGTE Pro | Adrian Fernandez | 4:01.007 | 8 | 11 | 36.929 | 0.049 | 203.6 |
| 99 | 71 AF Corse | Ferrari 458 Italia | LMGTE Pro | Olivier Beretta | 4:01.271 | 3 | 7 | 37.193 | 0.264 | 203.4 |
| 100 | 73 Corvette Racing | Chevrolet Corvette C6 ZR1 | LMGTE Pro | Jordan Taylor | 4:01.802 | 12 | 14 | 37.724 | 0.531 | 202.9 |
| 101 | 83 JMB Racing | Ferrari 458 Italia | LMGTE Am | Manuel Rodrigues | 4:02.461 | 6 | 9 | 38.383 | 0.659 | 202.4 |
| 102 | 81 AF Corse | Ferrari 458 Italia | LMGTE Am | Nicola Cadei | 4:02.638 | 3 | 5 | 38.560 | 0.177 | 202.2 |
| 103 | 99 Aston Martin Racing | Aston Martin Vantage V8 | LMGTE Am | Kristian Poulsen | 4:02.757 | 3 | 5 | 38.679 | 0.119 | 202.1 |
| 104 | 70 Larbre Competition | Chevrolet Corvette C6 ZR1 | LMGTE Am | Jean-Philippe Belloc | 4:02.969 | 8 | 12 | 38.891 | 0.212 | 201.9 |
| 105 | 67 Insa Performance Matmut | Porsche 911 RSR (997) | LMGTE Am | Raymond Narac | 4:03.247 | 6 | 7 | 39.169 | 0.278 | 201.7 |
| 106 | 55 JWA-Avila | Porsche 911 RSR (997) | LMGTE Am | Joël Camathias | 4:03.661 | 7 | 8 | 39.583 | 0.414 | 201.4 |
| 107 | 83 JMB Racing | Ferrari 458 Italia | LMGTE Am | Alain Ferte | 4:03.675 | 3 | 5 | 39.597 | 0.014 | 201.4 |
| 108 | 61 AF Corse-Waltrip | Ferrari 458 Italia | LMGTE Am | Brian Vickers | 4:03.773 | 7 | 8 | 39.695 | 0.098 | 201.3 |
| 109 | 88 Team Felbermayr-Proton | Porsche 911 RSR (997) | LMGTE Am | Gianluca Roda | 4:03.956 | 9 | 10 | 39.878 | 0.183 | 201.1 |
| 110 | 57 Krohn Racing | Ferrari 458 Italia | LMGTE Am | Michele Rugolo | 4:04.075 | 3 | 4 | 39.997 | 0.119 | 201.0 |
| 111 | 58 Luxury Racing | Ferrari 458 Italia | LMGTE Am | Franck Montecalvo | 4:05.104 | 9 | 11 | 41.026 | 1.029 | 200.2 |
| 112 | 50 Larbre Competition | Chevrolet Corvette C6 ZR1 | LMGTE Am | Patrick Bornhauser | 4:05.426 | 4 | 7 | 41.348 | 0.322 | 199.9 |
| 113 | 58 Luxury Racing | Ferrari 458 Italia | LMGTE Am | Pierre Ehret | 4:05.715 | 3 | 8 | 41.637 | 0.289 | 199.7 |
| 114 | 57 Krohn Racing | Ferrari 458 Italia | LMGTE Am | Tracy Krohn | 4:06.590 | 17 | 18 | 42.512 | 0.875 | 199.0 |
| 115 | 55 JWA-Avila | Porsche 911 RSR (997) | LMGTE Am | Markus Paltila | 4:07.134 | 5 | 8 | 43.056 | 0.544 | 198.5 |
| 116 | 81 AF Corse | Ferrari 458 Italia | LMGTE Am | Piergiuseppe Perazzini | 4:08.103 | 3 | 5 | 44.025 | 0.969 | 197.8 |
| 117 | 50 Larbre Competition | Chevrolet Corvette C6 ZR1 | LMGTE Am | Pedro Lamy | 4:08.442 | 3 | 4 | 44.364 | 0.339 | 197.5 |
| 118 | 80 Flying Lizard Motorsports | Porsche 911 RSR (997) | LMGTE Pro | Jörg Bergmeister | 4:08.505 | 2 | 2 | 44.427 | 0.063 | 197.4 |
| 119 | 66 JMW Motorsport | Ferrari 458 Italia | LMGTE Pro | James Walker | 4:08.806 | 4 | 5 | 44.728 | 0.301 | 197.2 |
| 120 | 88 Team Felbermayr-Proton | Porsche 911 RSR (997) | LMGTE Am | Christian Ried | 4:08.980 | 4 | 6 | 44.902 | 0.174 | 197.1 |
| 121 | 79 Flying Lizard Motorsports | Porsche 911 RSR (997) | LMGTE Am | Seth Neiman | 4:09.762 | 10 | 17 | 45.684 | 0.782 | 196.4 |
| 122 | 67 Insa Performance Matmut | Porsche 911 RSR (997) | LMGTE Am | Anthony Pons | 4:09.820 | 10 | 11 | 45.742 | 0.058 | 196.4 |
| 123 | 83 JMB Racing | Ferrari 458 Italia | LMGTE Am | Philippe Iliano | 4:10.442 | 9 | 10 | 46.364 | 0.622 | 195.9 |
| 124 | 55 JWA-Avila | Porsche 911 RSR (997) | LMGTE Am | Paul Daniels | 4:13.448 | 4 | 6 | 49.370 | 3.006 | 193.6 |
| 125 | 70 Larbre Competition | Chevrolet Corvette C6 ZR1 | LMGTE Am | Christophe Bouchut | 4:14.030 | 4 | 11 | 49.952 | 0.582 | 193.1 |
| 126 | 61 AF Corse-Waltrip | Ferrari 458 Italia | LMGTE Am | Robert Kaufman | 4:16.574 | 3 | 7 | 52.496 | 2.544 | 191.2 |
| 127 | 16 Pescarolo Team | Pescarolo 03 - Judd | LMP1 | Stuart Hall | 4:27.381 | 2 | 2 | 1'03.303 | 10.807 | 183.5 |
| 128 | 99 Aston Martin Racing | Aston Martin Vantage V8 | LMGTE Am | Allan Simonsen | 6:05.158 | 1 | 1 | 2'41.080 | 1'37.777 | 134.4 |
| 129 | 75 Prospeed Competition | Porsche 911 RSR (997) | LMGTE Am | Bret Curtis | 9:51.593 | 2 | 2 | 6'27.515 | 3'46.435 | 82.9 |
| 130 | 30 Status Grand Prix | Lola - Judd | LMP2 | Romain Iannetta | | | | | | |
| 131 | 31 Lotus | Lola B12/80 Coupe - Lotus | LMP2 | Thomas Holzer | | | | | | |
| 132 | 29 Gulf Racing Middle East | Lola B12/80 Coupe - Nissan | LMP2 | Marc Roston | | | | | | |
| 133 | 29 Gulf Racing Middle East | Lola B12/80 Coupe - Nissan | LMP2 | Jean-Denis Deletraz | | | | | | |
| 134 | 29 Gulf Racing Middle East | Lola B12/80 Coupe - Nissan | LMP2 | Keiko Ihara | | | | | | |
| 135 | 33 Level 5 Motorsport | HPD ARX 03b - Honda | LMP2 | Christophe Bouchut | | | | | | |
| 136 | 33 Level 5 Motorsport | HPD ARX 03b - Honda | LMP2 | Luis Diaz | | | | | | |



24 HEURES DU MANS

16-17 JUIN 2012



FIA WEC

80^e Edition des 24 Heures du Mans

Qualifying Practice Session 2

Provisional Classification by Driver Fastest Lap

| Nr | Team | Car | Class | Driver | Time | Lap | Total | Gap | Kph |
|-----|------|---------------------------|----------------------------|-----------|--------------------------|-----|-------|-----|-----|
| 137 | 33 | Level 5 Motorsport | HPD ARX 03b - Honda | LMP2 | Scott Tucker | | | | |
| 138 | 31 | Lotus | Lola B12/80 Coupe - Lotus | LMP2 | Mirco Schultis | | | | |
| 139 | 31 | Lotus | Lola B12/80 Coupe - Lotus | LMP2 | Luca Moro | | | | |
| 140 | 28 | Gulf Racing Middle East | Lola B12/80 Coupe - Nissan | LMP2 | Fabien Giroix | | | | |
| 141 | 15 | Oak Racing | Oak Pescarolo - Judd | LMP1 | Dominik Kraihamer | | | | |
| 142 | 16 | Pescarolo Team | Pescarolo 03 - Judd | LMP1 | Jean-Christophe Boullion | | | | |
| 143 | 12 | Rebellion Racing | Lola B12/60 Coupe - Toyota | LMP1 | Nick Heidfeld | | | | |
| 144 | 7 | Toyota Racing | Toyota TS 030 - Hybrid | LMP1 | Alexander Wurz | | | | |
| 145 | 8 | Toyota Racing | Toyota TS 030 - Hybrid | LMP1 | Sébastien Buemi | | | | |
| 146 | 24 | Oak Racing | Morgan - Judd | LMP2 | Mathieu Lahaye | | | | |
| 147 | 26 | Signatech Nissan | Oreca 03 - Nissan | LMP2 | Roman Rusinov | | | | |
| 148 | 22 | JRM | HPD ARX 03a - Honda | LMP1 | Peter Dumbreck | | 1 | | |
| 149 | 22 | JRM | HPD ARX 03a - Honda | LMP1 | David Brabham | | | | |
| 150 | 22 | JRM | HPD ARX 03a - Honda | LMP1 | Karun Chandhok | | | | |
| 151 | 75 | Prospeed Competition | Porsche 911 RSR (997) | LMGTE Am | Sean Edwards | | | | |
| 152 | 79 | Flying Lizard Motorsports | Porsche 911 RSR (997) | LMGTE Am | Patrick Pilet | | | | |
| 153 | 75 | Prospeed Competition | Porsche 911 RSR (997) | LMGTE Am | Abdulaziz Alfaisal | | | | |
| 154 | 57 | Krohn Racing | Ferrari 458 Italia | LMGTE Am | Niclas Jonsson | | | | |
| 155 | 70 | Larbre Competition | Chevrolet Corvette C6 ZR1 | LMGTE Am | Pascal Gibon | | | | |
| 156 | 71 | AF Corse | Ferrari 458 Italia | LMGTE Pro | Giancarlo Fisichella | | | | |
| 157 | 71 | AF Corse | Ferrari 458 Italia | LMGTE Pro | Toni Vilander | | | | |
| 158 | 71 | AF Corse | Ferrari 458 Italia | LMGTE Pro | Gianmaria Bruni | | | | |
| 159 | 79 | Flying Lizard Motorsports | Porsche 911 RSR (997) | LMGTE Am | Spencer Pumpelly | | | | |
| 160 | 0 | Highcroft Racing | Delta Wing Nissan | CDNT | Satoshi Motoyama | | | | |
| 161 | 50 | Larbre Competition | Chevrolet Corvette C6 ZR1 | LMGTE Am | Julien Canal | | | | |
| 162 | 51 | AF Corse | Ferrari 458 Italia | LMGTE Pro | Giancarlo Fisichella | | | | |
| 163 | 51 | AF Corse | Ferrari 458 Italia | LMGTE Pro | Gianmaria Bruni | | | | |
| 164 | 40 | Race Performance | Oreca 03 - Judd | LMP2 | Ralph Meichtry | | | | |
| 165 | 35 | Oak Racing | Morgan - Nissan | LMP2 | Bas Leinders | | | | |
| 166 | 40 | Race Performance | Oreca 03 - Judd | LMP2 | Jonathan Hirschi | | | | |
| 167 | 74 | Corvette Racing | Chevrolet Corvette C6 ZR1 | LMGTE Pro | Oliver Gavin | | | | |
| 168 | 80 | Flying Lizard Motorsports | Porsche 911 RSR (997) | LMGTE Pro | Patrick Long | | | | |
| 169 | 73 | Corvette Racing | Chevrolet Corvette C6 ZR1 | LMGTE Pro | Antonio Garcia | | | | |
| 170 | 51 | AF Corse | Ferrari 458 Italia | LMGTE Pro | Toni Vilander | | | | |
| 171 | 66 | JMW Motorsport | Ferrari 458 Italia | LMGTE Pro | Roger Wills | | | | |

Published at:

Track Status:

DRY

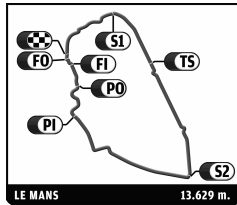
Race Director: Eduardo Freitas

Timekeeper: Christian Crucifix



24 HEURES DU MANS

16-17 JUN 2012



FIA WEC

80^e Edition des 24 Heures du Mans
After Qualifying Practice Session 2

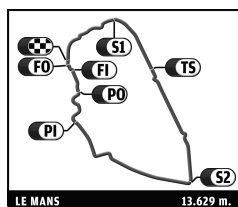
Provisional Classification by Driver Fastest Lap

| Nr | Team | Car | Class | Driver | Session 1 | | Session 2 | | Session 3 | | Time | Gap |
|----|----------------------------|----------------------------|-------|---------------------|-----------|---------|-----------|---------|-----------|---------|-----------------|--------|
| | | | | | Time | Lap | Time | Lap | Time | Lap | | |
| 1 | 3 Audi Sport Team Joest | Audi R18 Ultra | LMP1 | Loic Duval | 3:27.671 | 17 / 18 | 3:26.694 | 10 / 11 | 3:24.078 | 9 / 10 | 3:24.078 | |
| 2 | 1 Audi Sport Team Joest | Audi R18 e-tron quattro | LMP1 | André Lotterer | 3:25.163 | 14 / 15 | 3:25.453 | 10 / 10 | 3:24.997 | 4 / 6 | 3:24.997 | 0.919 |
| 3 | 3 Audi Sport Team Joest | Audi R18 Ultra | LMP1 | Romain Dumas | 3:28.570 | 12 / 16 | 3:29.228 | 8 / 8 | 3:25.719 | 10 / 14 | 3:25.719 | 1.641 |
| 4 | 2 Audi Sport Team Joest | Audi R18 e-tron quattro | LMP1 | Allan McNish | 3:32.422 | 4 / 5 | 3:32.857 | 6 / 17 | 3:26.038 | 11 / 12 | 3:26.038 | 1.960 |
| 5 | 8 Toyota Racing | Toyota TS 030 - Hybrid | LMP1 | Anthony Davidson | 3:30.162 | 5 / 5 | 3:28.295 | 10 / 11 | 3:26.151 | 7 / 11 | 3:26.151 | 2.073 |
| 6 | 4 Audi Sport North America | Audi R18 Ultra | LMP1 | Marco Bonanomi | 3:28.356 | 7 / 14 | 3:32.128 | 4 / 6 | 3:26.420 | 10 / 12 | 3:26.420 | 2.342 |
| 7 | 2 Audi Sport Team Joest | Audi R18 e-tron quattro | LMP1 | Tom Kristensen | 3:26.494 | 10 / 14 | 3:26.536 | 3 / 7 | 3:30.969 | 2 / 5 | 3:26.494 | 2.416 |
| 8 | 7 Toyota Racing | Toyota TS 030 - Hybrid | LMP1 | Nicolas Lapierre | 3:29.535 | 16 / 16 | 3:27.191 | 8 / 10 | 3:26.502 | 7 / 11 | 3:26.502 | 2.424 |
| 9 | 7 Toyota Racing | Toyota TS 030 - Hybrid | LMP1 | Kazuki Nakajima | 3:28.421 | 8 / 18 | 3:35.334 | 4 / 10 | 3:26.505 | 9 / 10 | 3:26.505 | 2.427 |
| 10 | 1 Audi Sport Team Joest | Audi R18 e-tron quattro | LMP1 | Marcel Fässler | 3:27.579 | 9 / 17 | 3:31.714 | 12 / 13 | 3:26.839 | 3 / 9 | 3:26.839 | 2.761 |
| 11 | 1 Audi Sport Team Joest | Audi R18 e-tron quattro | LMP1 | Benoit Treliuyer | 3:27.230 | 19 / 24 | 3:36.489 | 3 / 5 | 3:26.998 | 5 / 9 | 3:26.998 | 2.920 |
| 12 | 4 Audi Sport North America | Audi R18 Ultra | LMP1 | Oliver Jarvis | 3:27.885 | 21 / 22 | 3:29.708 | 5 / 7 | 3:27.456 | 10 / 12 | 3:27.456 | 3.378 |
| 13 | 3 Audi Sport Team Joest | Audi R18 Ultra | LMP1 | Marc Gené | 3:27.494 | 19 / 20 | 3:32.157 | 5 / 8 | 3:28.070 | 7 / 7 | 3:27.494 | 3.416 |
| 14 | 4 Audi Sport North America | Audi R18 Ultra | LMP1 | Mike Rockenfeller | 3:29.278 | 20 / 24 | 3:27.554 | 15 / 16 | 3:28.024 | 3 / 7 | 3:27.554 | 3.476 |
| 15 | 2 Audi Sport Team Joest | Audi R18 e-tron quattro | LMP1 | Dindo Capello | 3:27.582 | 26 / 27 | 3:32.865 | 4 / 6 | 3:29.958 | 6 / 12 | 3:27.582 | 3.504 |
| 16 | 8 Toyota Racing | Toyota TS 030 - Hybrid | LMP1 | Stéphane Sarrazin | | | 3:30.183 | 9 / 11 | 3:28.234 | 5 / 12 | 3:28.234 | 4.156 |
| 17 | 7 Toyota Racing | Toyota TS 030 - Hybrid | LMP1 | Alexander Wurz | 3:28.459 | 10 / 19 | 3:33.062 | 3 / 5 | | | 3:28.459 | 4.381 |
| 18 | 21 Strakka Racing | HPD ARX 03a - Honda | LMP1 | Danny Watts | 3:31.651 | 12 / 13 | 3:32.750 | 4 / 5 | 3:29.622 | 6 / 7 | 3:29.622 | 5.544 |
| 19 | 12 Rebellion Racing | Lola B12/60 Coupe - Toyota | LMP1 | Neel Jani | 3:34.154 | 10 / 18 | 3:33.211 | 6 / 10 | 3:29.837 | 10 / 10 | 3:29.837 | 5.759 |
| 20 | 13 Rebellion Racing | Lola B12/60 Coupe - Toyota | LMP1 | Andrea Belicchi | 3:35.395 | 14 / 15 | 3:33.140 | 3 / 8 | 3:31.866 | 11 / 13 | 3:31.866 | 7.788 |
| 21 | 8 Toyota Racing | Toyota TS 030 - Hybrid | LMP1 | Sébastien Buemi | | | 3:32.776 | 4 / 4 | | | 3:32.776 | 8.698 |
| 22 | 12 Rebellion Racing | Lola B12/60 Coupe - Toyota | LMP1 | Nicolas Prost | 3:35.242 | 13 / 17 | 3:45.058 | 5 / 7 | 3:33.062 | 13 / 18 | 3:33.062 | 8.984 |
| 23 | 21 Strakka Racing | HPD ARX 03a - Honda | LMP1 | Jonny Kane | 3:34.022 | 7 / 10 | 3:42.102 | 8 / 11 | 3:33.651 | 9 / 17 | 3:33.651 | 9.573 |
| 24 | 17 Pescarolo Team | Dome - Judd | LMP1 | Sébastien Bourdais | 3:34.035 | 20 / 21 | 3:34.716 | 9 / 11 | 3:35.176 | 4 / 7 | 3:34.035 | 9.957 |
| 25 | 22 JRM | HPD ARX 03a - Honda | LMP1 | David Brabham | 3:34.641 | 19 / 20 | 3:43.257 | 7 / 8 | | | 3:34.641 | 10.563 |
| 26 | 17 Pescarolo Team | Dome - Judd | LMP1 | Nicolas Minassian | 3:38.891 | 6 / 11 | 3:53.840 | 3 / 3 | 3:34.925 | 7 / 11 | 3:34.925 | 10.847 |
| 27 | 12 Rebellion Racing | Lola B12/60 Coupe - Toyota | LMP1 | Nick Heidfeld | 3:35.689 | 16 / 17 | 3:37.903 | 5 / 6 | | | 3:35.689 | 11.611 |
| 28 | 13 Rebellion Racing | Lola B12/60 Coupe - Toyota | LMP1 | Jeroen Bleekemolen | 3:37.020 | 5 / 11 | 3:45.062 | 3 / 5 | 3:37.186 | 4 / 5 | 3:37.020 | 12.942 |
| 29 | 22 JRM | HPD ARX 03a - Honda | LMP1 | Peter Dumbreck | 3:57.272 | 2 / 2 | 3:37.088 | 5 / 6 | - / 1 | | 3:37.088 | 13.010 |
| 30 | 15 Oak Racing | Oak Pescarolo - Judd | LMP1 | Bertrand Baguette | 3:38.414 | 7 / 20 | 3:38.414 | 7 / 11 | 3:37.367 | 7 / 8 | 3:37.367 | 13.289 |
| 31 | 16 Pescarolo Team | Pescarolo 03 - Judd | LMP1 | Emmanuel Collard | 3:39.656 | 6 / 19 | | | 3:37.485 | 17 / 18 | 3:37.485 | 13.407 |
| 32 | 22 JRM | HPD ARX 03a - Honda | LMP1 | Karun Chandhok | 3:37.555 | 5 / 7 | 3:43.402 | 3 / 5 | | | 3:37.555 | 13.477 |
| 33 | 15 Oak Racing | Oak Pescarolo - Judd | LMP1 | Dominik Kraihamer | 3:37.843 | 7 / 13 | 3:38.669 | 7 / 18 | | | 3:37.843 | 13.765 |
| 34 | 15 Oak Racing | Oak Pescarolo - Judd | LMP1 | Frank Montagny | 3:38.433 | 9 / 18 | | | 3:38.071 | 4 / 6 | 3:38.071 | 13.993 |
| 35 | 24 Oak Racing | Morgan - Judd | LMP2 | Olivier Pla | 3:40.727 | 4 / 16 | 3:40.902 | 7 / 11 | 3:38.598 | 15 / 15 | 3:38.598 | 14.520 |
| 36 | 17 Pescarolo Team | Dome - Judd | LMP1 | Seiji Ara | 3:38.972 | 6 / 12 | 3:48.516 | 5 / 10 | 3:39.473 | 7 / 9 | 3:38.972 | 14.894 |
| 37 | 26 Signatech Nissan | Oreca 03 - Nissan | LMP2 | Nelson Pica | 3:41.566 | 19 / 21 | 3:42.157 | 10 / 11 | 3:39.152 | 11 / 13 | 3:39.152 | 15.074 |
| 38 | 46 Thiriet By TDS Racing | Oreca 03 - Nissan | LMP2 | Mathias Beche | 3:41.832 | 9 / 14 | 3:39.252 | 9 / 11 | 3:41.975 | 6 / 7 | 3:39.252 | 15.174 |
| 39 | 13 Rebellion Racing | Lola B12/60 Coupe - Toyota | LMP1 | Harold Primat | 3:41.146 | 4 / 9 | 3:43.454 | 3 / 4 | 3:39.665 | 3 / 5 | 3:39.665 | 15.587 |
| 40 | 44 Starworks Motorsport | HPD ARX 03b - Honda | LMP2 | Thomas Kimber-Smith | 3:39.669 | 11 / 12 | 3:40.639 | 3 / 12 | 3:41.863 | 4 / 4 | 3:39.669 | 15.591 |
| 41 | 49 Pecom Racing | Oreca 03 - Nissan | LMP2 | Soheil Ayari | 3:41.008 | 11 / 12 | 3:41.916 | 5 / 6 | 3:39.711 | 7 / 10 | 3:39.711 | 15.633 |
| 42 | 48 Murphy Prototypes | Oreca 03 - Nissan | LMP2 | Warren Hughes | 3:40.578 | 18 / 19 | 3:39.877 | 5 / 7 | 3:40.652 | 10 / 11 | 3:39.877 | 15.799 |
| 43 | 35 Oak Racing | Morgan - Nissan | LMP2 | Maxime Martin | 3:42.439 | 10 / 19 | 3:41.721 | 8 / 11 | 3:39.899 | 11 / 12 | 3:39.899 | 15.821 |
| 44 | 49 Pecom Racing | Oreca 03 - Nissan | LMP2 | Pierre Kaffer | 3:41.181 | 9 / 10 | 3:42.258 | 6 / 11 | 3:40.022 | 6 / 9 | 3:40.022 | 15.944 |
| 45 | 38 Jota | Zytek Z11SN - Nissan | LMP2 | Sam Hancock | 3:40.167 | 18 / 19 | 3:41.287 | 5 / 7 | 3:41.428 | 7 / 9 | 3:40.167 | 16.089 |
| 46 | 25 ADR-Delta | Oreca 03 - Nissan | LMP2 | Jan Charouz | 3:41.660 | 7 / 13 | 3:41.791 | 4 / 5 | 3:40.174 | 11 / 12 | 3:40.174 | 16.096 |
| 47 | 45 Boutsen Ginion Racing | Oreca 03 - Nissan | LMP2 | Shinji Nakano | 3:40.809 | 15 / 20 | 3:40.727 | 5 / 6 | 3:43.763 | 8 / 9 | 3:40.727 | 16.649 |
| 48 | 26 Signatech Nissan | Oreca 03 - Nissan | LMP2 | Pierre Ragues | 3:40.734 | 4 / 12 | 5:19.726 | 2 / 2 | 3:58.135 | 10 / 11 | 3:40.734 | 16.656 |
| 49 | 42 Greaves Motorsport | Zytek Z11SN - Nissan | LMP2 | Martin Brundle | 3:41.426 | 9 / 10 | 3:44.155 | 3 / 6 | 3:40.738 | 10 / 11 | 3:40.738 | 16.660 |
| 50 | 21 Strakka Racing | HPD ARX 03a - Honda | LMP1 | Nick Leventis | 3:40.819 | 12 / 26 | 3:52.605 | 2 / 5 | 3:44.955 | 4 / 4 | 3:40.819 | 16.741 |
| 51 | 24 Oak Racing | Morgan - Judd | LMP2 | Matthieu Lahaye | 3:40.902 | 18 / 20 | 3:44.320 | 4 / 5 | | | 3:40.902 | 16.824 |
| 52 | 42 Greaves Motorsport | Zytek Z11SN - Nissan | LMP2 | Alex Brundle | 3:43.091 | 6 / 15 | 3:42.125 | 7 / 8 | 3:41.353 | 2 / 5 | 3:41.353 | 17.275 |
| 53 | 30 Status Grand Prix | Lola - Judd | LMP2 | Yelmer Buurman | 3:43.554 | 7 / 10 | 3:41.451 | 4 / 10 | 3:42.518 | 4 / 8 | 3:41.451 | 17.373 |
| 54 | 48 Murphy Prototypes | Oreca 03 - Nissan | LMP2 | Brendan Hartley | 3:43.079 | 10 / 17 | 3:44.997 | 7 / 8 | 3:41.483 | 6 / 7 | 3:41.483 | 17.405 |
| 55 | 42 Greaves Motorsport | Zytek Z11SN - Nissan | LMP2 | Lucas Ordofiez | 3:41.758 | 7 / 9 | 3:44.813 | 6 / 12 | 3:43.256 | 5 / 6 | 3:41.758 | 17.680 |
| 56 | 33 Level 5 Motorsport | HPD ARX 03b - Honda | LMP2 | Christophe Bouchut | 3:41.825 | 10 / 15 | 3:42.224 | 11 / 15 | | | 3:41.825 | 17.747 |
| 57 | 46 Thiriet By TDS Racing | Oreca 03 - Nissan | LMP2 | Christophe Tinseau | 3:41.899 | 9 / 16 | 3:45.822 | 3 / 8 | 3:42.598 | 8 / 9 | 3:41.899 | 17.821 |
| 58 | 44 Starworks Motorsport | HPD ARX 03b - Honda | LMP2 | Ryan Dalziel | 3:41.953 | 7 / 8 | 4:02.386 | 4 / 5 | 3:44.221 | 8 / 9 | 3:41.953 | 17.875 |
| 59 | 26 Signatech Nissan | Oreca 03 - Nissan | LMP2 | Roman Rusinov | 3:42.216 | 19 / 21 | | | | | 3:42.216 | 18.138 |



24 HEURES DU MANS

16-17 JUN 2012



FIA WEC

80^e Edition des 24 Heures du Mans
After Qualifying Practice Session 2

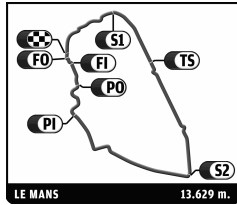
Provisional Classification by Driver Fastest Lap

| Nr | Team | Car | Class | Driver | Session 1 | | Session 2 | | Session 3 | | Time | Gap |
|-----|------------------------------|----------------------------|-----------|-------------------------|-----------|---------|-----------|---------|-----------|---------|-----------------|--------|
| | | | | | Time | Lap | Time | Lap | Time | Lap | | |
| 60 | 41 Greaves Motorsport | Zytek Z11SN - Nissan | LMP2 | Ricardo Gonzalez | 3:42.371 | 7 / 8 | 3:47.408 | 2 / 7 | 3:43.406 | 9 / 12 | 3:42.371 | 18.293 |
| 61 | 33 Level 5 Motorsport | HPD ARX 03b - Honda | LMP2 | Luis Diaz | 3:42.387 | 8 / 18 | 3:52.987 | 4 / 4 | | | 3:42.387 | 18.309 |
| 62 | 23 Signatech Nissan | Oreca 03 - Nissan | LMP2 | Franck Mailleux | 3:43.648 | 9 / 10 | 3:44.495 | 8 / 10 | 3:42.581 | 2 / 6 | 3:42.581 | 18.503 |
| 63 | 0 Highcroft Racing | Delta Wing Nissan | CDNT | Michael Krumm | 3:50.236 | 3 / 4 | 3:42.612 | 3 / 3 | 3:48.142 | 5 / 7 | 3:42.612 | 18.534 |
| 64 | 48 Murphy Prototypes | Oreca 03 - Nissan | LMP2 | Jody Firth | 3:44.131 | 11 / 13 | 3:51.409 | 7 / 8 | 3:42.888 | 4 / 7 | 3:42.888 | 18.810 |
| 65 | 25 ADR-Delta | Oreca 03 - Nissan | LMP2 | John Martin | 3:42.987 | 10 / 11 | 3:57.359 | 4 / 4 | 3:53.019 | 2 / 3 | 3:42.987 | 18.909 |
| 66 | 46 Thiriet By TDS Racing | Oreca 03 - Nissan | LMP2 | Pierre Thiriet | 3:43.022 | 13 / 19 | 3:44.800 | 9 / 10 | 3:43.667 | 6 / 7 | 3:43.022 | 18.944 |
| 67 | 35 Oak Racing | Morgan - Nissan | LMP2 | Bas Leinders | 3:43.387 | 14 / 16 | 3:45.566 | 4 / 5 | | | 3:43.387 | 19.309 |
| 68 | 35 Oak Racing | Morgan - Nissan | LMP2 | David Heinemeyer Hanson | 3:46.471 | 14 / 21 | 3:47.175 | 3 / 8 | 3:43.535 | 8 / 9 | 3:43.535 | 19.457 |
| 69 | 0 Highcroft Racing | Delta Wing Nissan | CDNT | Satoshi Motoyama | 3:43.576 | 5 / 7 | | | | | 3:43.576 | 19.498 |
| 70 | 23 Signatech Nissan | Oreca 03 - Nissan | LMP2 | Olivier Lombard | 3:43.577 | 16 / 19 | | | 3:47.284 | 10 / 11 | 3:43.577 | 19.499 |
| 71 | 40 Race Performance | Oreca 03 - Judd | LMP2 | Michel Frey | 3:46.736 | 11 / 13 | 3:51.157 | 6 / 7 | 3:43.619 | 9 / 12 | 3:43.619 | 19.541 |
| 72 | 40 Race Performance | Oreca 03 - Judd | LMP2 | Ralph Meichtry | 3:43.751 | 6 / 10 | 3:55.660 | 3 / 4 | | | 3:43.751 | 19.673 |
| 73 | 38 Jota | Zytek Z11SN - Nissan | LMP2 | Simon Dolan | 3:43.800 | 11 / 13 | 3:45.891 | 6 / 8 | 3:45.237 | 6 / 7 | 3:43.800 | 19.722 |
| 74 | 30 Status Grand Prix | Lola - Judd | LMP2 | Alexander Sims | 3:43.844 | 8 / 10 | 3:44.337 | 8 / 9 | 3:55.093 | 4 / 4 | 3:43.844 | 19.766 |
| 75 | 45 Boutsen Ginion Racing | Oreca 03 - Nissan | LMP2 | Jens Petersen | 3:45.798 | 13 / 14 | 3:50.480 | 5 / 5 | 3:44.463 | 6 / 9 | 3:44.463 | 20.385 |
| 76 | 25 ADR-Delta | Oreca 03 - Nissan | LMP2 | Tor Graves | 3:44.733 | 8 / 15 | 3:45.875 | 8 / 8 | 3:46.573 | 2 / 7 | 3:44.733 | 20.655 |
| 77 | 41 Greaves Motorsport | Zytek Z11SN - Nissan | LMP2 | Elton Julian | 3:45.028 | 3 / 12 | 3:51.299 | 4 / 7 | 3:45.036 | 3 / 6 | 3:45.028 | 20.950 |
| 78 | 49 Pecorn Racing | Oreca 03 - Nissan | LMP2 | Luis Perez Companc | 3:47.084 | 5 / 8 | 3:50.177 | 5 / 6 | 3:45.105 | 4 / 4 | 3:45.105 | 21.027 |
| 79 | 38 Jota | Zytek Z11SN - Nissan | LMP2 | Haruki Kurosawa | 3:47.188 | 8 / 17 | 3:50.730 | 10 / 11 | 3:45.256 | 5 / 6 | 3:45.256 | 21.178 |
| 80 | 23 Signatech Nissan | Oreca 03 - Nissan | LMP2 | Jordan Tresson | 3:45.440 | 11 / 13 | 3:48.904 | 7 / 8 | 3:51.267 | 5 / 6 | 3:45.440 | 21.362 |
| 81 | 28 Gulf Racing Middle East | Lola B12/80 Coupe - Nissan | LMP2 | Stefan Johansson | 3:45.829 | 6 / 13 | 3:50.659 | 4 / 5 | 3:47.670 | 3 / 4 | 3:45.829 | 21.751 |
| 82 | 28 Gulf Racing Middle East | Lola B12/80 Coupe - Nissan | LMP2 | Ludovic Badey | 3:46.320 | 6 / 11 | 3:52.382 | 5 / 6 | 3:47.244 | 2 / 3 | 3:46.320 | 22.242 |
| 83 | 45 Boutsen Ginion Racing | Oreca 03 - Nissan | LMP2 | Bastien Briere | 3:46.718 | 12 / 13 | 3:52.151 | 2 / 4 | 3:47.492 | 7 / 8 | 3:46.718 | 22.640 |
| 84 | 16 Pescarolo Team | Pescarolo 03 - Judd | LMP1 | Stuart Hall | 3:47.059 | 10 / 17 | | | 4:27.381 | 2 / 2 | 3:47.059 | 22.981 |
| 85 | 31 Lotus | Lola B12/80 Coupe - Lotus | LMP2 | Thomas Holzer | 3:47.061 | 10 / 11 | 3:48.067 | 9 / 10 | | | 3:47.061 | 22.983 |
| 86 | 33 Level 5 Motorsport | HPD ARX 03b - Honda | LMP2 | Scott Tucker | 3:47.277 | 11 / 16 | | | | | 3:47.277 | 23.199 |
| 87 | 44 Starworks Motorsport | HPD ARX 03b - Honda | LMP2 | Vincenzo Scotto | 3:52.099 | 11 / 18 | 3:59.700 | 4 / 7 | 3:47.615 | 7 / 8 | 3:47.615 | 23.537 |
| 88 | 28 Gulf Racing Middle East | Lola B12/80 Coupe - Nissan | LMP2 | Fabien Giroix | 3:47.621 | 11 / 12 | 3:50.526 | 4 / 5 | | | 3:47.621 | 23.543 |
| 89 | 40 Race Performance | Oreca 03 - Judd | LMP2 | Jonathan Hirschi | 3:51.946 | 18 / 19 | 3:48.124 | 13 / 13 | | | 3:48.124 | 24.046 |
| 90 | 43 Extreme Limit Aric | Norma MP 2000 - Judd | LMP2 | Fabian Rasier | 3:48.380 | 16 / 21 | 3:51.012 | 4 / 8 | 3:53.560 | 3 / 8 | 3:48.380 | 24.302 |
| 91 | 0 Highcroft Racing | Delta Wing Nissan | CDNT | Marino Franchitti | 3:50.567 | 14 / 15 | | | 3:48.926 | 4 / 10 | 3:48.926 | 24.848 |
| 92 | 24 Oak Racing | Morgan - Judd | LMP2 | Jacques Nicolet | 3:48.937 | 10 / 16 | 3:54.339 | 10 / 12 | 3:48.985 | 6 / 7 | 3:48.937 | 24.859 |
| 93 | 30 Status Grand Prix | Lola - Judd | LMP2 | Romain Janetta | 3:49.768 | 21 / 24 | 3:56.138 | 8 / 9 | | | 3:49.768 | 25.690 |
| 94 | 29 Gulf Racing Middle East | Lola B12/80 Coupe - Nissan | LMP2 | Jean-Denis Deletraz | 3:50.666 | 10 / 11 | 4:14.086 | 4 / 5 | | | 3:50.666 | 26.588 |
| 95 | 31 Lotus | Lola B12/80 Coupe - Lotus | LMP2 | Luca Moro | 3:52.003 | 8 / 21 | 3:57.310 | 3 / 5 | | | 3:52.003 | 27.925 |
| 96 | 29 Gulf Racing Middle East | Lola B12/80 Coupe - Nissan | LMP2 | Marc Rostan | 3:53.700 | 11 / 12 | | | | | 3:53.700 | 29.622 |
| 97 | 41 Greaves Motorsport | Zytek Z11SN - Nissan | LMP2 | Christian Zugel | 3:54.828 | 21 / 24 | 4:08.874 | 4 / 5 | 3:54.606 | 4 / 5 | 3:54.606 | 30.528 |
| 98 | 31 Lotus | Lola B12/80 Coupe - Lotus | LMP2 | Mirco Schultis | 3:55.112 | 10 / 14 | 4:03.181 | 6 / 11 | | | 3:55.112 | 31.034 |
| 99 | 59 Luxury Racing | Ferrari 458 Italia | LMGTE Pro | Frédéric Makowiecki | 3:59.163 | 6 / 7 | 3:56.076 | 4 / 5 | 3:55.393 | 3 / 7 | 3:55.393 | 31.315 |
| 100 | 97 Aston Martin Racing | Aston Martin Vantage V8 | LMGTE Pro | Darren Turner | 3:57.036 | 12 / 19 | 4:00.788 | 3 / 5 | 3:55.870 | 6 / 8 | 3:55.870 | 31.792 |
| 101 | 74 Corvette Racing | Chevrolet Corvette C6 ZR1 | LMGTE Pro | Oliver Gavin | 3:57.508 | 12 / 13 | 3:55.910 | 3 / 7 | | | 3:55.910 | 31.832 |
| 102 | 97 Aston Martin Racing | Aston Martin Vantage V8 | LMGTE Pro | Stefan Mücke | 3:59.761 | 5 / 12 | 3:57.466 | 9 / 10 | 3:56.924 | 5 / 6 | 3:56.924 | 32.846 |
| 103 | 73 Corvette Racing | Chevrolet Corvette C6 ZR1 | LMGTE Pro | Jan Magnussen | 4:00.452 | 9 / 11 | 3:57.181 | 7 / 10 | 3:59.433 | 5 / 10 | 3:57.181 | 33.103 |
| 104 | 59 Luxury Racing | Ferrari 458 Italia | LMGTE Pro | Jaime Melo | 3:57.478 | 8 / 9 | 4:02.073 | 2 / 5 | 3:58.348 | 2 / 3 | 3:57.478 | 33.400 |
| 105 | 71 AF Corse | Ferrari 458 Italia | LMGTE Pro | Olivier Beretta | 3:59.135 | 6 / 20 | 3:57.509 | 6 / 9 | 4:01.271 | 3 / 7 | 3:57.509 | 33.431 |
| 106 | 79 Flying Lizard Motorsports | Porsche 911 RSR (997) | LMGTE Am | Patrick Pilet | 3:58.267 | 15 / 16 | 3:57.594 | 4 / 7 | | | 3:57.594 | 33.516 |
| 107 | 77 Team Felbermayr-Proton | Porsche 911 RSR (997) | LMGTE Pro | Marc Lieb | 3:58.543 | 19 / 20 | 3:57.648 | 4 / 9 | 3:57.606 | 8 / 10 | 3:57.606 | 33.528 |
| 108 | 51 AF Corse | Ferrari 458 Italia | LMGTE Pro | Gianmaria Bruni | 3:57.735 | 3 / 4 | | | | | 3:57.735 | 33.657 |
| 109 | 43 Extreme Limit Aric | Norma MP 2000 - Judd | LMP2 | Philippe Thirion | 3:59.709 | 8 / 9 | 4:01.588 | 4 / 8 | 3:57.859 | 8 / 9 | 3:57.859 | 33.781 |
| 110 | 75 Prospeed Competition | Porsche 911 RSR (997) | LMGTE Am | Sean Edwards | 4:01.721 | 7 / 8 | 3:58.035 | 12 / 12 | | | 3:58.035 | 33.957 |
| 111 | 43 Extreme Limit Aric | Norma MP 2000 - Judd | LMP2 | Philippe Haebrouck | 3:58.117 | 5 / 9 | 4:04.961 | 6 / 6 | 3:58.451 | 2 / 4 | 3:58.117 | 34.039 |
| 112 | 51 AF Corse | Ferrari 458 Italia | LMGTE Pro | Toni Vilander | 3:58.136 | 12 / 25 | | | | | 3:58.136 | 34.058 |
| 113 | 74 Corvette Racing | Chevrolet Corvette C6 ZR1 | LMGTE Pro | Tommy Milner | 4:01.167 | 12 / 14 | 3:58.363 | 18 / 19 | 3:58.214 | 4 / 15 | 3:58.214 | 34.136 |
| 114 | 74 Corvette Racing | Chevrolet Corvette C6 ZR1 | LMGTE Pro | Richard Westbrook | 3:58.604 | 19 / 24 | | | 3:59.553 | 7 / 10 | 3:58.604 | 34.526 |
| 115 | 80 Flying Lizard Motorsports | Porsche 911 RSR (997) | LMGTE Pro | Jörg Bergmeister | 3:58.930 | 13 / 21 | 3:58.717 | 2 / 5 | 4:08.505 | 2 / 2 | 3:58.717 | 34.639 |
| 116 | 99 Aston Martin Racing | Aston Martin Vantage V8 | LMGTE Am | Allan Simonsen | 3:58.753 | 3 / 16 | 3:58.725 | 6 / 6 | 6:05.158 | 1 / 1 | 3:58.725 | 34.647 |
| 117 | 58 Luxury Racing | Ferrari 458 Italia | LMGTE Am | Gunnar Jeannette | 4:03.215 | 3 / 8 | 4:00.849 | 5 / 6 | 3:58.800 | 5 / 6 | 3:58.800 | 34.722 |
| 118 | 77 Team Felbermayr-Proton | Porsche 911 RSR (997) | LMGTE Pro | Richard Lietz | 3:58.901 | 7 / 8 | 4:00.296 | 4 / 5 | 3:59.492 | 8 / 9 | 3:58.901 | 34.823 |
| 119 | 71 AF Corse | Ferrari 458 Italia | LMGTE Pro | Marco Cioci | 4:06.118 | 6 / 7 | 4:10.034 | 3 / 5 | 3:58.960 | 8 / 10 | 3:58.960 | 34.882 |
| 120 | 88 Team Felbermayr-Proton | Porsche 911 RSR (997) | LMGTE Am | Paolo Ruberti | 4:00.834 | 10 / 14 | 3:59.529 | 4 / 9 | 3:59.181 | 3 / 5 | 3:59.181 | 35.103 |
| 121 | 50 Larbre Competition | Chevrolet Corvette C6 ZR1 | LMGTE Am | Pedro Lamy | 3:59.186 | 14 / 17 | 3:59.192 | 7 / 10 | 4:08.442 | 3 / 4 | 3:59.186 | 35.108 |



24 HEURES DU MANS

16-17 JUN 2012



FIA WEC

80^e Edition des 24 Heures du Mans
After Qualifying Practice Session 2

Provisional Classification by Driver Fastest Lap

| Nr | Team | Car | Class | Driver | Session 1 | | Session 2 | | Session 3 | | Time | Gap |
|-----|------------------------------|----------------------------|-----------|--------------------------|-----------|---------|-----------|---------|-----------|---------|-----------------|---------|
| | | | | | Time | Lap | Time | Lap | Time | Lap | | |
| 122 | 80 Flying Lizard Motorsports | Porsche 911 RSR (997) | LMGTE Pro | Marco Holzer | 3:59.285 | 7 / 8 | 3:59.343 | 4 / 5 | 4:00.011 | 8 / 9 | 3:59.285 | 35.207 |
| 123 | 71 AF Corse | Ferrari 458 Italia | LMGTE Pro | Andrea Bertolini | 3:59.592 | 19 / 21 | 4:06.020 | 5 / 7 | 3:59.437 | 9 / 10 | 3:59.437 | 35.359 |
| 124 | 73 Corvette Racing | Chevrolet Corvette C6 ZR1 | LMGTE Pro | Antonio Garcia | 3:59.480 | 9 / 12 | | | | | 3:59.480 | 35.402 |
| 125 | 77 Team Felbermayr-Proton | Porsche 911 RSR (997) | LMGTE Pro | Wolf Henzler | 3:59.560 | 10 / 13 | 4:01.365 | 3 / 5 | 3:59.787 | 3 / 6 | 3:59.560 | 35.482 |
| 126 | 66 JMW Motorsport | Ferrari 458 Italia | LMGTE Pro | Jonny Cocker | 4:00.231 | 12 / 13 | 4:00.883 | 5 / 7 | 3:59.638 | 4 / 5 | 3:59.638 | 35.560 |
| 127 | 51 AF Corse | Ferrari 458 Italia | LMGTE Pro | Giancarlo Fisichella | 3:59.947 | 2 / 2 | | | | | 3:59.947 | 35.869 |
| 128 | 71 AF Corse | Ferrari 458 Italia | LMGTE Pro | Gianmaria Bruni | | | 4:00.028 | 3 / 4 | | | 4:00.028 | 35.950 |
| 129 | 79 Flying Lizard Motorsports | Porsche 911 RSR (997) | LMGTE Am | Spencer Pumpelly | 4:00.231 | 19 / 19 | 4:01.401 | 5 / 9 | | | 4:00.231 | 36.153 |
| 130 | 81 AF Corse | Ferrari 458 Italia | LMGTE Am | Matt Griffin | 4:01.985 | 10 / 12 | 4:06.465 | 4 / 10 | 4:00.288 | 8 / 10 | 4:00.288 | 36.210 |
| 131 | 67 Imsa Performance Matmut | Porsche 911 RSR (997) | LMGTE Am | Nicolas Armindo | 4:00.800 | 13 / 17 | 4:00.332 | 9 / 10 | 4:00.829 | 3 / 6 | 4:00.332 | 36.254 |
| 132 | 80 Flying Lizard Motorsports | Porsche 911 RSR (997) | LMGTE Pro | Patrick Long | 4:00.673 | 2 / 14 | 4:01.589 | 10 / 11 | | | 4:00.673 | 36.595 |
| 133 | 61 AF Corse-Waltrip | Ferrari 458 Italia | LMGTE Am | Rui Aguas | 4:05.952 | 4 / 5 | 4:04.861 | 4 / 7 | 4:00.691 | 8 / 11 | 4:00.691 | 36.613 |
| 134 | 99 Aston Martin Racing | Aston Martin Vantage V8 | LMGTE Am | Christoffer Nygaard | 4:02.797 | 3 / 7 | 4:00.753 | 8 / 9 | 4:00.958 | 10 / 11 | 4:00.753 | 36.675 |
| 135 | 99 Aston Martin Racing | Aston Martin Vantage V8 | LMGTE Am | Kristian Poulsen | 4:00.758 | 14 / 16 | 4:04.535 | 8 / 9 | 4:02.757 | 3 / 5 | 4:00.758 | 36.680 |
| 136 | 59 Luxury Racing | Ferrari 458 Italia | LMGTE Pro | Dominik Farnbacher | 4:02.266 | 5 / 7 | 4:03.408 | 4 / 5 | 4:00.916 | 5 / 6 | 4:00.916 | 36.838 |
| 137 | 97 Aston Martin Racing | Aston Martin Vantage V8 | LMGTE Pro | Adrian Fernandez | 4:01.660 | 7 / 10 | 4:03.913 | 3 / 5 | 4:01.007 | 8 / 11 | 4:01.007 | 36.929 |
| 138 | 50 Larbre Competition | Chevrolet Corvette C6 ZR1 | LMGTE Am | Julien Canal | 4:01.402 | 13 / 14 | 4:12.876 | 3 / 6 | | | 4:01.402 | 37.324 |
| 139 | 73 Corvette Racing | Chevrolet Corvette C6 ZR1 | LMGTE Pro | Jordan Taylor | 4:03.075 | 15 / 23 | 4:10.738 | 3 / 9 | 4:01.802 | 12 / 14 | 4:01.802 | 37.724 |
| 140 | 83 JMB Racing | Ferrari 458 Italia | LMGTE Am | Manuel Rodrigues | 4:12.921 | 2 / 17 | 4:28.846 | 3 / 5 | 4:02.461 | 6 / 9 | 4:02.461 | 38.383 |
| 141 | 81 AF Corse | Ferrari 458 Italia | LMGTE Am | Nicola Cadei | 4:02.793 | 18 / 24 | 4:04.493 | 6 / 8 | 4:02.638 | 3 / 5 | 4:02.638 | 38.560 |
| 142 | 75 Prospeed Competition | Porsche 911 RSR (997) | LMGTE Am | Abdulaziz Alfaisal | 4:02.702 | 16 / 17 | 4:04.042 | 5 / 6 | | | 4:02.702 | 38.624 |
| 143 | 83 JMB Racing | Ferrari 458 Italia | LMGTE Am | Alain Ferté | 4:02.931 | 9 / 10 | 4:04.416 | 7 / 10 | 4:03.675 | 3 / 5 | 4:02.931 | 38.853 |
| 144 | 70 Larbre Competition | Chevrolet Corvette C6 ZR1 | LMGTE Am | Jean-Philippe Bellac | 4:07.566 | 6 / 10 | 4:03.021 | 5 / 9 | 4:02.969 | 8 / 12 | 4:02.969 | 38.891 |
| 145 | 67 Imsa Performance Matmut | Porsche 911 RSR (997) | LMGTE Am | Raymond Narac | 4:04.104 | 9 / 13 | 4:03.984 | 4 / 9 | 4:03.247 | 6 / 7 | 4:03.247 | 39.169 |
| 146 | 66 JMW Motorsport | Ferrari 458 Italia | LMGTE Pro | James Walker | 4:25.041 | 2 / 2 | 4:03.266 | 4 / 7 | 4:08.806 | 4 / 5 | 4:03.266 | 39.188 |
| 147 | 55 JWA-Avila | Porsche 911 RSR (997) | LMGTE Am | Joël Camathias | 4:05.977 | 8 / 9 | 4:08.170 | 6 / 7 | 4:03.661 | 7 / 8 | 4:03.661 | 39.583 |
| 148 | 58 Luxury Racing | Ferrari 458 Italia | LMGTE Am | Pierre Ehret | 4:03.734 | 8 / 14 | 4:06.820 | 5 / 7 | 4:05.715 | 3 / 8 | 4:03.734 | 39.656 |
| 149 | 61 AF Corse-Waltrip | Ferrari 458 Italia | LMGTE Am | Brian Vickers | 4:08.563 | 11 / 19 | 4:21.032 | 2 / 8 | 4:03.773 | 7 / 8 | 4:03.773 | 39.695 |
| 150 | 88 Team Felbermayr-Proton | Porsche 911 RSR (997) | LMGTE Am | Gianluca Rada | 4:05.906 | 15 / 16 | 4:06.915 | 12 / 12 | 4:03.956 | 9 / 10 | 4:03.956 | 39.878 |
| 151 | 57 Krohn Racing | Ferrari 458 Italia | LMGTE Am | Michele Rugolo | | | 4:12.459 | 3 / 5 | 4:04.075 | 3 / 4 | 4:04.075 | 39.997 |
| 152 | 58 Luxury Racing | Ferrari 458 Italia | LMGTE Am | Franck Montcalvo | 4:04.167 | 14 / 15 | 4:30.874 | 4 / 5 | 4:05.104 | 9 / 11 | 4:04.167 | 40.089 |
| 153 | 50 Larbre Competition | Chevrolet Corvette C6 ZR1 | LMGTE Am | Patrick Bornhauser | 4:04.430 | 7 / 13 | 4:10.476 | 6 / 7 | 4:05.426 | 4 / 7 | 4:04.430 | 40.352 |
| 154 | 57 Krohn Racing | Ferrari 458 Italia | LMGTE Am | Niclas Jonsson | | | 4:04.698 | 11 / 13 | | | 4:04.698 | 40.620 |
| 155 | 29 Gulf Racing Middle East | Lola B12/80 Coupe - Nissan | LMP2 | Keiko Ihara | 4:05.125 | 6 / 6 | 4:31.752 | 2 / 2 | | | 4:05.125 | 41.047 |
| 156 | 81 AF Corse | Ferrari 458 Italia | LMGTE Am | Piergiuseppe Parazzini | 4:06.156 | 11 / 12 | 4:12.138 | 7 / 7 | 4:08.103 | 3 / 5 | 4:06.156 | 42.078 |
| 157 | 88 Team Felbermayr-Proton | Porsche 911 RSR (997) | LMGTE Am | Christian Ried | 4:06.558 | 9 / 17 | 4:09.114 | 3 / 5 | 4:08.980 | 4 / 6 | 4:06.558 | 42.480 |
| 158 | 57 Krohn Racing | Ferrari 458 Italia | LMGTE Am | Tracy Krohn | 4:06.849 | 20 / 33 | 4:25.842 | 2 / 5 | 4:06.590 | 17 / 18 | 4:06.590 | 42.512 |
| 159 | 55 JWA-Avila | Porsche 911 RSR (997) | LMGTE Am | Markus Paltala | 4:10.423 | 9 / 9 | 4:11.189 | 3 / 3 | 4:07.134 | 5 / 8 | 4:07.134 | 43.056 |
| 160 | 79 Flying Lizard Motorsports | Porsche 911 RSR (997) | LMGTE Am | Seth Neiman | 4:08.466 | 7 / 11 | 4:13.339 | 4 / 5 | 4:09.762 | 10 / 17 | 4:08.466 | 44.388 |
| 161 | 75 Prospeed Competition | Porsche 911 RSR (997) | LMGTE Am | Bret Curtis | 4:08.525 | 14 / 16 | 4:08.885 | 4 / 5 | 9:51.593 | 2 / 2 | 4:08.525 | 44.447 |
| 162 | 67 Imsa Performance Matmut | Porsche 911 RSR (997) | LMGTE Am | Anthony Pons | 4:08.638 | 17 / 20 | 4:09.815 | 7 / 8 | 4:09.820 | 10 / 11 | 4:08.638 | 44.560 |
| 163 | 66 JMW Motorsport | Ferrari 458 Italia | LMGTE Pro | Roger Wills | 4:09.110 | 5 / 6 | 4:17.507 | 3 / 5 | | | 4:09.110 | 45.032 |
| 164 | 70 Larbre Competition | Chevrolet Corvette C6 ZR1 | LMGTE Am | Christophe Bourret | 4:10.144 | 8 / 14 | 4:23.253 | 4 / 6 | 4:14.030 | 4 / 11 | 4:10.144 | 46.066 |
| 165 | 83 JMB Racing | Ferrari 458 Italia | LMGTE Am | Philippe Iliano | 4:11.222 | 11 / 20 | 4:24.670 | 2 / 9 | 4:10.442 | 9 / 10 | 4:10.442 | 46.364 |
| 166 | 55 JWA-Avila | Porsche 911 RSR (997) | LMGTE Am | Paul Daniels | 12:11.423 | 1 / 2 | 4:20.958 | 5 / 7 | 4:13.448 | 4 / 6 | 4:13.448 | 49.370 |
| 167 | 61 AF Corse-Waltrip | Ferrari 458 Italia | LMGTE Am | Robert Kauffman | 4:15.445 | 6 / 14 | 4:22.513 | 4 / 5 | 4:16.574 | 3 / 7 | 4:15.445 | 51.367 |
| 168 | 70 Larbre Competition | Chevrolet Corvette C6 ZR1 | LMGTE Am | Pascal Gibon | 4:16.494 | 5 / 17 | 4:31.471 | 2 / 7 | | | 4:16.494 | 52.416 |
| 169 | 16 Pescarolo Team | Pescarolo 03 - Judd | LMP1 | Jean-Christophe Bouillon | 6:43.186 | 1 / 1 | | | | | 6:43.186 | 319.108 |
| 170 | 71 AF Corse | Ferrari 458 Italia | LMGTE Pro | Toni Vilander | | | | | | | | |
| 171 | 71 AF Corse | Ferrari 458 Italia | LMGTE Pro | Giancarlo Fisichella | | | | | | | | |

Published at:

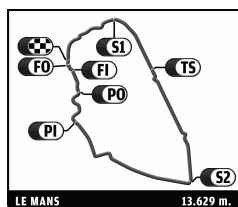
Race Director: Eduardo Freitas

Timekeeper: Christian Crucifix



24 HEURES DU MANS

16-17 JUN 2012



FIA WEC

80^e Edition des 24 Heures du Mans
After Qualifying Practice Session 2

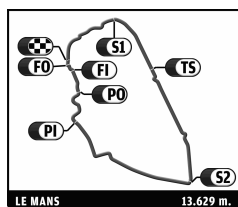
Provisional Classification by Driver And Class Fastest Lap

| Nr | Team | Car | Class | Driver | Time | Laps | Gap | Kph | Session |
|-------------|----------------------------|----------------------------|-------|--------------------------|----------|------|----------|-------|-----------------------------|
| LMP1 | | | | | | | | | |
| 1 | 3 Audi Sport Team Joest | Audi R18 Ultra | LMP1 | Loic Duval | 3:24.078 | 39 | | 240.4 | Qualifying Practice Session |
| 2 | 1 Audi Sport Team Joest | Audi R18 e-tron quattro | LMP1 | André Lotterer | 3:24.997 | 31 | 0.919 | 239.3 | Qualifying Practice Session |
| 3 | 3 Audi Sport Team Joest | Audi R18 Ultra | LMP1 | Romain Dumas | 3:25.719 | 38 | 1.641 | 238.5 | Qualifying Practice Session |
| 4 | 2 Audi Sport Team Joest | Audi R18 e-tron quattro | LMP1 | Allan McNish | 3:26.038 | 34 | 1.960 | 238.1 | Qualifying Practice Session |
| 5 | 8 Toyota Racing | Toyota TS 030 - Hybrid | LMP1 | Anthony Davidson | 3:26.151 | 27 | 2.073 | 238.0 | Qualifying Practice Session |
| 6 | 4 Audi Sport North America | Audi R18 Ultra | LMP1 | Marco Bonanomi | 3:26.420 | 32 | 2.342 | 237.7 | Qualifying Practice Session |
| 7 | 2 Audi Sport Team Joest | Audi R18 e-tron quattro | LMP1 | Tom Kristensen | 3:26.494 | 26 | 2.416 | 237.6 | Free Practice |
| 8 | 7 Toyota Racing | Toyota TS 030 - Hybrid | LMP1 | Nicolas Lapierre | 3:26.502 | 37 | 2.424 | 237.6 | Qualifying Practice Session |
| 9 | 7 Toyota Racing | Toyota TS 030 - Hybrid | LMP1 | Kazuki Nakajima | 3:26.505 | 38 | 2.427 | 237.6 | Qualifying Practice Session |
| 10 | 1 Audi Sport Team Joest | Audi R18 e-tron quattro | LMP1 | Marcel Fässler | 3:26.839 | 39 | 2.761 | 237.2 | Qualifying Practice Session |
| 11 | 1 Audi Sport Team Joest | Audi R18 e-tron quattro | LMP1 | Benoît Trelluyer | 3:26.998 | 38 | 2.920 | 237.0 | Qualifying Practice Session |
| 12 | 4 Audi Sport North America | Audi R18 Ultra | LMP1 | Oliver Jarvis | 3:27.456 | 41 | 3.378 | 236.5 | Qualifying Practice Session |
| 13 | 3 Audi Sport Team Joest | Audi R18 Ultra | LMP1 | Marc Gené | 3:27.494 | 35 | 3.416 | 236.5 | Free Practice |
| 14 | 4 Audi Sport North America | Audi R18 Ultra | LMP1 | Mike Rockenfeller | 3:27.554 | 47 | 3.476 | 236.4 | Qualifying Practice Session |
| 15 | 2 Audi Sport Team Joest | Audi R18 e-tron quattro | LMP1 | Dindo Capello | 3:27.582 | 45 | 3.504 | 236.4 | Free Practice |
| 16 | 8 Toyota Racing | Toyota TS 030 - Hybrid | LMP1 | Stéphane Sarrazin | 3:28.234 | 23 | 4.156 | 235.6 | Qualifying Practice Session |
| 17 | 7 Toyota Racing | Toyota TS 030 - Hybrid | LMP1 | Alexander Wurz | 3:28.459 | 24 | 4.381 | 235.4 | Free Practice |
| 18 | 21 Strakka Racing | HPD ARX 03a - Honda | LMP1 | Danny Watts | 3:29.622 | 25 | 5.544 | 234.1 | Qualifying Practice Session |
| 19 | 12 Rebellion Racing | Lola B12/60 Coupe - Toyota | LMP1 | Neel Jani | 3:29.837 | 38 | 5.759 | 233.8 | Qualifying Practice Session |
| 20 | 13 Rebellion Racing | Lola B12/60 Coupe - Toyota | LMP1 | Andrea Belicchi | 3:31.866 | 36 | 7.788 | 231.6 | Qualifying Practice Session |
| 21 | 8 Toyota Racing | Toyota TS 030 - Hybrid | LMP1 | Sébastien Buemi | 3:32.776 | 4 | 8.698 | 230.6 | Qualifying Practice Session |
| 22 | 12 Rebellion Racing | Lola B12/60 Coupe - Toyota | LMP1 | Nicolas Prost | 3:33.062 | 42 | 8.984 | 230.3 | Qualifying Practice Session |
| 23 | 21 Strakka Racing | HPD ARX 03a - Honda | LMP1 | Jonny Kane | 3:33.651 | 38 | 9.573 | 229.6 | Qualifying Practice Session |
| 24 | 17 Pescarolo Team | Dome - Judd | LMP1 | Sébastien Bourdais | 3:34.035 | 39 | 9.957 | 229.2 | Free Practice |
| 25 | 22 JRM | HPD ARX 03a - Honda | LMP1 | David Brabham | 3:34.641 | 28 | 10.563 | 228.6 | Free Practice |
| 26 | 17 Pescarolo Team | Dome - Judd | LMP1 | Nicolas Minassian | 3:34.925 | 25 | 10.847 | 228.3 | Qualifying Practice Session |
| 27 | 12 Rebellion Racing | Lola B12/60 Coupe - Toyota | LMP1 | Nick Heidfeld | 3:35.689 | 23 | 11.611 | 227.5 | Free Practice |
| 28 | 13 Rebellion Racing | Lola B12/60 Coupe - Toyota | LMP1 | Jeroen Bleekemolen | 3:37.020 | 21 | 12.942 | 226.1 | Free Practice |
| 29 | 22 JRM | HPD ARX 03a - Honda | LMP1 | Peter Dumbreck | 3:37.088 | 9 | 13.010 | 226.0 | Qualifying Practice Session |
| 30 | 15 Oak Racing | Oak Pescarolo - Judd | LMP1 | Bertrand Baguette | 3:37.367 | 39 | 13.289 | 225.7 | Qualifying Practice Session |
| 31 | 16 Pescarolo Team | Pescarolo 03 - Judd | LMP1 | Emmanuel Collard | 3:37.485 | 37 | 13.407 | 225.6 | Qualifying Practice Session |
| 32 | 22 JRM | HPD ARX 03a - Honda | LMP1 | Karun Chandhok | 3:37.555 | 12 | 13.477 | 225.5 | Free Practice |
| 33 | 15 Oak Racing | Oak Pescarolo - Judd | LMP1 | Dominik Kraihamer | 3:37.843 | 31 | 13.765 | 225.2 | Free Practice |
| 34 | 15 Oak Racing | Oak Pescarolo - Judd | LMP1 | Franck Montagny | 3:38.071 | 24 | 13.993 | 225.0 | Qualifying Practice Session |
| 35 | 17 Pescarolo Team | Dome - Judd | LMP1 | Seiji Ara | 3:38.972 | 31 | 14.894 | 224.1 | Free Practice |
| 36 | 13 Rebellion Racing | Lola B12/60 Coupe - Toyota | LMP1 | Harold Primat | 3:39.665 | 18 | 15.587 | 223.4 | Qualifying Practice Session |
| 37 | 21 Strakka Racing | HPD ARX 03a - Honda | LMP1 | Nick Leventis | 3:40.819 | 35 | 16.741 | 222.2 | Free Practice |
| 38 | 16 Pescarolo Team | Pescarolo 03 - Judd | LMP1 | Stuart Hall | 3:47.059 | 19 | 22.981 | 216.1 | Free Practice |
| 39 | 16 Pescarolo Team | Pescarolo 03 - Judd | LMP1 | Jean-Christophe Boullion | 6:43.186 | 1 | 3'19.108 | 121.7 | Free Practice |
| LMP2 | | | | | | | | | |
| 1 | 24 Oak Racing | Morgan - Judd | LMP2 | Olivier Pla | 3:38.598 | 42 | | 224.5 | Qualifying Practice Session |
| 2 | 26 Signatech Nissan | Oreca 03 - Nissan | LMP2 | Nelson Panciatici | 3:39.152 | 45 | 0.554 | 223.9 | Qualifying Practice Session |
| 3 | 46 Thiriet By TDS Racing | Oreca 03 - Nissan | LMP2 | Mathias Beche | 3:39.252 | 32 | 0.654 | 223.8 | Qualifying Practice Session |
| 4 | 44 Starworks Motorsport | HPD ARX 03b - Honda | LMP2 | Thomas Kimber-Smith | 3:39.669 | 28 | 1.071 | 223.4 | Free Practice |
| 5 | 49 Pecom Racing | Oreca 03 - Nissan | LMP2 | Soheil Ayari | 3:39.711 | 28 | 1.113 | 223.3 | Qualifying Practice Session |
| 6 | 48 Murphy Prototypes | Oreca 03 - Nissan | LMP2 | Warren Hughes | 3:39.877 | 37 | 1.279 | 223.1 | Qualifying Practice Session |
| 7 | 35 Oak Racing | Morgan - Nissan | LMP2 | Maxime Martin | 3:39.899 | 42 | 1.301 | 223.1 | Qualifying Practice Session |
| 8 | 49 Pecom Racing | Oreca 03 - Nissan | LMP2 | Pierre Kaffer | 3:40.022 | 30 | 1.424 | 223.0 | Qualifying Practice Session |
| 9 | 38 Jota | Zytek Z11SN - Nissan | LMP2 | Sam Hancock | 3:40.167 | 35 | 1.569 | 222.9 | Free Practice |
| 10 | 25 ADR-Delta | Oreca 03 - Nissan | LMP2 | Jan Charouz | 3:40.174 | 30 | 1.576 | 222.8 | Qualifying Practice Session |
| 11 | 45 Boutsen Ginion Racing | Oreca 03 - Nissan | LMP2 | Shinji Nakano | 3:40.727 | 35 | 2.129 | 222.3 | Qualifying Practice Session |
| 12 | 26 Signatech Nissan | Oreca 03 - Nissan | LMP2 | Pierre Ragues | 3:40.734 | 25 | 2.136 | 222.3 | Free Practice |
| 13 | 42 Greaves Motorsport | Zytek Z11SN - Nissan | LMP2 | Martin Brundle | 3:40.738 | 27 | 2.140 | 222.3 | Qualifying Practice Session |
| 14 | 24 Oak Racing | Morgan - Judd | LMP2 | Matthieu Lahaye | 3:40.902 | 25 | 2.304 | 222.1 | Free Practice |
| 15 | 42 Greaves Motorsport | Zytek Z11SN - Nissan | LMP2 | Alex Brundage | 3:41.353 | 28 | 2.755 | 221.7 | Qualifying Practice Session |
| 16 | 30 Status Grand Prix | Lola - Judd | LMP2 | Yelmer Buurman | 3:41.451 | 28 | 2.853 | 221.6 | Qualifying Practice Session |
| 17 | 48 Murphy Prototypes | Oreca 03 - Nissan | LMP2 | Brendon Hartley | 3:41.483 | 32 | 2.885 | 221.5 | Qualifying Practice Session |
| 18 | 42 Greaves Motorsport | Zytek Z11SN - Nissan | LMP2 | Lucas Ordoñez | 3:41.758 | 27 | 3.160 | 221.3 | Free Practice |
| 19 | 33 Level 5 Motorsport | HPD ARX 03b - Honda | LMP2 | Christophe Bouchut | 3:41.825 | 30 | 3.227 | 221.2 | Free Practice |
| 20 | 46 Thiriet By TDS Racing | Oreca 03 - Nissan | LMP2 | Christophe Tinseau | 3:41.899 | 33 | 3.301 | 221.1 | Free Practice |



24 HEURES DU MANS

16-17 JUN 2012



FIA WEC

80^e Edition des 24 Heures du Mans
After Qualifying Practice Session 2

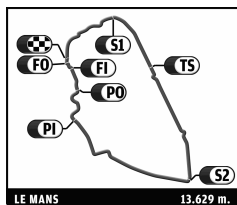
Provisional Classification by Driver And Class Fastest Lap

| Nr | Team | Car | Class | Driver | Time | Laps | Gap | Kph | Session |
|------------------|------------------------------|----------------------------|-----------|--------------------------|----------|------|--------|-------|-----------------------------|
| 21 | 44 Starworks Motorsport | HPD ARX 03b - Honda | LMP2 | Ryan Dalziel | 3:41.953 | 22 | 3.355 | 221.1 | Free Practice |
| 22 | 26 Signatech Nissan | Oreca 03 - Nissan | LMP2 | Roman Rusinov | 3:42.216 | 21 | 3.618 | 220.8 | Free Practice |
| 23 | 41 Greaves Motorsport | Zytek Z11SN - Nissan | LMP2 | Ricardo Gonzalez | 3:42.371 | 27 | 3.773 | 220.6 | Free Practice |
| 24 | 33 Level 5 Motorsport | HPD ARX 03b - Honda | LMP2 | Luis Diaz | 3:42.387 | 22 | 3.789 | 220.6 | Free Practice |
| 25 | 23 Signatech Nissan | Oreca 03 - Nissan | LMP2 | Franck Mailleux | 3:42.581 | 26 | 3.983 | 220.4 | Qualifying Practice Session |
| 26 | 48 Murphy Prototypes | Oreca 03 - Nissan | LMP2 | Jody Firth | 3:42.888 | 28 | 4.290 | 220.1 | Qualifying Practice Session |
| 27 | 25 ADR-Delta | Oreca 03 - Nissan | LMP2 | John Martin | 3:42.987 | 18 | 4.389 | 220.0 | Free Practice |
| 28 | 46 Thiriet By TDS Racing | Oreca 03 - Nissan | LMP2 | Pierre Thiriet | 3:43.022 | 36 | 4.424 | 220.0 | Free Practice |
| 29 | 35 Oak Racing | Morgan - Nissan | LMP2 | Bas Leinders | 3:43.387 | 21 | 4.789 | 219.6 | Free Practice |
| 30 | 35 Oak Racing | Morgan - Nissan | LMP2 | David Heinemeier Hansson | 3:43.535 | 38 | 4.937 | 219.5 | Qualifying Practice Session |
| 31 | 23 Signatech Nissan | Oreca 03 - Nissan | LMP2 | Olivier Lombard | 3:43.577 | 30 | 4.979 | 219.5 | Free Practice |
| 32 | 40 Race Performance | Oreca 03 - Judd | LMP2 | Michel Frey | 3:43.619 | 32 | 5.021 | 219.4 | Qualifying Practice Session |
| 33 | 40 Race Performance | Oreca 03 - Judd | LMP2 | Ralph Meichtry | 3:43.751 | 14 | 5.153 | 219.3 | Free Practice |
| 34 | 38 Jota | Zytek Z11SN - Nissan | LMP2 | Simon Dolan | 3:43.800 | 28 | 5.202 | 219.2 | Free Practice |
| 35 | 30 Status Grand Prix | Lola - Judd | LMP2 | Alexander Sims | 3:43.844 | 23 | 5.246 | 219.2 | Free Practice |
| 36 | 45 Boutsen Ginion Racing | Oreca 03 - Nissan | LMP2 | Jens Petersen | 3:44.463 | 28 | 5.865 | 218.6 | Qualifying Practice Session |
| 37 | 25 ADR-Delta | Oreca 03 - Nissan | LMP2 | Tor Graves | 3:44.733 | 30 | 6.135 | 218.3 | Free Practice |
| 38 | 41 Greaves Motorsport | Zytek Z11SN - Nissan | LMP2 | Elton Julian | 3:45.028 | 25 | 6.430 | 218.0 | Free Practice |
| 39 | 49 Pecom Racing | Oreca 03 - Nissan | LMP2 | Luis Perez Companc | 3:45.105 | 18 | 6.507 | 218.0 | Qualifying Practice Session |
| 40 | 38 Jota | Zytek Z11SN - Nissan | LMP2 | Haruki Kurosawa | 3:45.256 | 34 | 6.658 | 217.8 | Qualifying Practice Session |
| 41 | 23 Signatech Nissan | Oreca 03 - Nissan | LMP2 | Jordan Tresson | 3:45.440 | 27 | 6.842 | 217.6 | Free Practice |
| 42 | 28 Gulf Racing Middle East | Lola B12/80 Coupe - Nissan | LMP2 | Stefan Johansson | 3:45.829 | 22 | 7.231 | 217.3 | Free Practice |
| 43 | 28 Gulf Racing Middle East | Lola B12/80 Coupe - Nissan | LMP2 | Ludovic Badey | 3:46.320 | 20 | 7.722 | 216.8 | Free Practice |
| 44 | 45 Boutsen Ginion Racing | Oreca 03 - Nissan | LMP2 | Bastien Briere | 3:46.718 | 25 | 8.120 | 216.4 | Free Practice |
| 45 | 31 Lotus | Lola B12/80 Coupe - Lotus | LMP2 | Thomas Holzer | 3:47.061 | 21 | 8.463 | 216.1 | Free Practice |
| 46 | 33 Level 5 Motorsport | HPD ARX 03b - Honda | LMP2 | Scott Tucker | 3:47.277 | 16 | 8.679 | 215.9 | Free Practice |
| 47 | 44 Starworks Motorsport | HPD ARX 03b - Honda | LMP2 | Vincente Potolicchio | 3:47.615 | 33 | 9.017 | 215.6 | Qualifying Practice Session |
| 48 | 28 Gulf Racing Middle East | Lola B12/80 Coupe - Nissan | LMP2 | Fabien Giroix | 3:47.621 | 17 | 9.023 | 215.6 | Free Practice |
| 49 | 40 Race Performance | Oreca 03 - Judd | LMP2 | Jonathan Hirschi | 3:48.124 | 32 | 9.526 | 215.1 | Qualifying Practice Session |
| 50 | 43 Extreme Limit Aric | Norma MP 2000 - Judd | LMP2 | Fabien Rosier | 3:48.380 | 37 | 9.782 | 214.8 | Free Practice |
| 51 | 24 Oak Racing | Morgan - Judd | LMP2 | Jacques Nicolet | 3:48.937 | 35 | 10.339 | 214.3 | Free Practice |
| 52 | 30 Status Grand Prix | Lola - Judd | LMP2 | Romain Ianneta | 3:49.768 | 33 | 11.170 | 213.5 | Free Practice |
| 53 | 29 Gulf Racing Middle East | Lola B12/80 Coupe - Nissan | LMP2 | Jean-Denis Deletraz | 3:50.666 | 16 | 12.068 | 212.7 | Free Practice |
| 54 | 31 Lotus | Lola B12/80 Coupe - Lotus | LMP2 | Luca Moro | 3:52.003 | 26 | 13.405 | 211.5 | Free Practice |
| 55 | 29 Gulf Racing Middle East | Lola B12/80 Coupe - Nissan | LMP2 | Marc Rostan | 3:53.700 | 12 | 15.102 | 209.9 | Free Practice |
| 56 | 41 Greaves Motorsport | Zytek Z11SN - Nissan | LMP2 | Christian Zugel | 3:54.606 | 34 | 16.008 | 209.1 | Qualifying Practice Session |
| 57 | 31 Lotus | Lola B12/80 Coupe - Lotus | LMP2 | Mirco Schultis | 3:55.112 | 25 | 16.514 | 208.7 | Free Practice |
| 58 | 43 Extreme Limit Aric | Norma MP 2000 - Judd | LMP2 | Philippe Thierion | 3:57.859 | 26 | 19.261 | 206.3 | Qualifying Practice Session |
| 59 | 43 Extreme Limit Aric | Norma MP 2000 - Judd | LMP2 | Philippe Haebzrouck | 3:58.117 | 19 | 19.519 | 206.1 | Free Practice |
| 60 | 29 Gulf Racing Middle East | Lola B12/80 Coupe - Nissan | LMP2 | Keiko Ihara | 4:05.125 | 8 | 26.527 | 200.2 | Free Practice |
| LMGTE Pro | | | | | | | | | |
| 1 | 59 Luxury Racing | Ferrari 458 Italia | LMGTE Pro | Frédéric Makowiecki | 3:55.393 | 19 | | 208.4 | Qualifying Practice Session |
| 2 | 97 Aston Martin Racing | Aston Martin Vantage V8 | LMGTE Pro | Darren Turner | 3:55.870 | 32 | 0.477 | 208.0 | Qualifying Practice Session |
| 3 | 74 Corvette Racing | Chevrolet Corvette C6 ZR1 | LMGTE Pro | Oliver Gavin | 3:55.910 | 20 | 0.517 | 208.0 | Qualifying Practice Session |
| 4 | 97 Aston Martin Racing | Aston Martin Vantage V8 | LMGTE Pro | Stefan Mücke | 3:56.924 | 28 | 1.531 | 207.1 | Qualifying Practice Session |
| 5 | 73 Corvette Racing | Chevrolet Corvette C6 ZR1 | LMGTE Pro | Jan Magnussen | 3:57.181 | 31 | 1.788 | 206.9 | Qualifying Practice Session |
| 6 | 59 Luxury Racing | Ferrari 458 Italia | LMGTE Pro | Jaime Melo | 3:57.478 | 17 | 2.085 | 206.6 | Free Practice |
| 7 | 71 AF Corse | Ferrari 458 Italia | LMGTE Pro | Olivier Beretta | 3:57.509 | 36 | 2.116 | 206.6 | Qualifying Practice Session |
| 8 | 77 Team Felbermayr-Proton | Porsche 911 RSR (997) | LMGTE Pro | Marc Lieb | 3:57.606 | 39 | 2.213 | 206.5 | Qualifying Practice Session |
| 9 | 51 AF Corse | Ferrari 458 Italia | LMGTE Pro | Gianmaria Bruni | 3:57.735 | 4 | 2.342 | 206.4 | Free Practice |
| 10 | 51 AF Corse | Ferrari 458 Italia | LMGTE Pro | Toni Vilander | 3:58.136 | 25 | 2.743 | 206.0 | Free Practice |
| 11 | 74 Corvette Racing | Chevrolet Corvette C6 ZR1 | LMGTE Pro | Tommy Milner | 3:58.214 | 48 | 2.821 | 206.0 | Qualifying Practice Session |
| 12 | 74 Corvette Racing | Chevrolet Corvette C6 ZR1 | LMGTE Pro | Richard Westbrook | 3:58.604 | 34 | 3.211 | 205.6 | Free Practice |
| 13 | 80 Flying Lizard Motorsports | Porsche 911 RSR (997) | LMGTE Pro | Jörg Bergmeister | 3:58.717 | 28 | 3.324 | 205.5 | Qualifying Practice Session |
| 14 | 77 Team Felbermayr-Proton | Porsche 911 RSR (997) | LMGTE Pro | Richard Lietz | 3:58.901 | 22 | 3.508 | 205.4 | Free Practice |
| 15 | 71 AF Corse | Ferrari 458 Italia | LMGTE Pro | Marco Cioci | 3:58.960 | 22 | 3.567 | 205.3 | Qualifying Practice Session |
| 16 | 80 Flying Lizard Motorsports | Porsche 911 RSR (997) | LMGTE Pro | Marco Holzer | 3:59.285 | 22 | 3.892 | 205.0 | Free Practice |
| 17 | 71 AF Corse | Ferrari 458 Italia | LMGTE Pro | Andrea Bertolini | 3:59.437 | 38 | 4.044 | 204.9 | Qualifying Practice Session |
| 18 | 73 Corvette Racing | Chevrolet Corvette C6 ZR1 | LMGTE Pro | Antonio Garcia | 3:59.480 | 12 | 4.087 | 204.9 | Free Practice |
| 19 | 77 Team Felbermayr-Proton | Porsche 911 RSR (997) | LMGTE Pro | Wolf Henzler | 3:59.560 | 24 | 4.167 | 204.8 | Free Practice |
| 20 | 66 JMW Motorsport | Ferrari 458 Italia | LMGTE Pro | Jonny Cocker | 3:59.638 | 25 | 4.245 | 204.7 | Qualifying Practice Session |



24 HEURES DU MANS

16-17 JUN 2012



FIA WEC

80^e Edition des 24 Heures du Mans
After Qualifying Practice Session 2

Provisional Classification by Driver And Class Fastest Lap

| Nr | Team | Car | Class | Driver | Time | Laps | Gap | Kph | Session |
|-----------------|------------------------------|---------------------------|-----------|------------------------|----------|------|--------|-------|-----------------------------|
| 21 | 51 AF Corse | Ferrari 458 Italia | LMGTE Pro | Giancarlo Fisichella | 3:59.947 | 2 | 4.554 | 204.5 | Free Practice |
| 22 | 71 AF Corse | Ferrari 458 Italia | LMGTE Pro | Gianmaria Bruni | 4:00.028 | 4 | 4.635 | 204.4 | Qualifying Practice Session |
| 23 | 80 Flying Lizard Motorsports | Porsche 911 RSR (997) | LMGTE Pro | Patrick Long | 4:00.673 | 25 | 5.280 | 203.9 | Free Practice |
| 24 | 59 Luxury Racing | Ferrari 458 Italia | LMGTE Pro | Dominik Farnbacher | 4:00.916 | 18 | 5.523 | 203.7 | Qualifying Practice Session |
| 25 | 97 Aston Martin Racing | Aston Martin Vantage V8 | LMGTE Pro | Adrian Fernandez | 4:01.007 | 26 | 5.614 | 203.6 | Qualifying Practice Session |
| 26 | 73 Corvette Racing | Chevrolet Corvette C6 ZR1 | LMGTE Pro | Jordan Taylor | 4:01.802 | 46 | 6.409 | 202.9 | Qualifying Practice Session |
| 27 | 66 JMW Motorsport | Ferrari 458 Italia | LMGTE Pro | James Walker | 4:03.266 | 14 | 7.873 | 201.7 | Qualifying Practice Session |
| 28 | 66 JMW Motorsport | Ferrari 458 Italia | LMGTE Pro | Roger Wills | 4:09.110 | 11 | 13.717 | 197.0 | Free Practice |
| 2 | 71 AF Corse | Ferrari 458 Italia | LMGTE Pro | Toni Vilander | | | | | |
| 1 | 71 AF Corse | Ferrari 458 Italia | LMGTE Pro | Giancarlo Fisichella | | | | | |
| LMGTE Am | | | | | | | | | |
| 1 | 79 Flying Lizard Motorsports | Porsche 911 RSR (997) | LMGTE Am | Patrick Pilet | 3:57.594 | 23 | | 206.5 | Qualifying Practice Session |
| 2 | 75 Prospeed Competition | Porsche 911 RSR (997) | LMGTE Am | Sean Edwards | 3:58.035 | 20 | 0.441 | 206.1 | Qualifying Practice Session |
| 3 | 99 Aston Martin Racing | Aston Martin Vantage V8 | LMGTE Am | Allan Simonsen | 3:58.725 | 23 | 1.131 | 205.5 | Qualifying Practice Session |
| 4 | 58 Luxury Racing | Ferrari 458 Italia | LMGTE Am | Gunnar Jeannette | 3:58.800 | 20 | 1.206 | 205.5 | Qualifying Practice Session |
| 5 | 88 Team Felbermayr-Proton | Porsche 911 RSR (997) | LMGTE Am | Paolo Ruberti | 3:59.181 | 28 | 1.587 | 205.1 | Qualifying Practice Session |
| 6 | 50 Larbre Competition | Chevrolet Corvette C6 ZR1 | LMGTE Am | Pedro Lamy | 3:59.186 | 31 | 1.592 | 205.1 | Free Practice |
| 7 | 79 Flying Lizard Motorsports | Porsche 911 RSR (997) | LMGTE Am | Spencer Pumpelly | 4:00.231 | 28 | 2.637 | 204.2 | Free Practice |
| 8 | 81 AF Corse | Ferrari 458 Italia | LMGTE Am | Matt Griffin | 4:00.288 | 32 | 2.694 | 204.2 | Qualifying Practice Session |
| 9 | 67 Imsa Performance Matmut | Porsche 911 RSR (997) | LMGTE Am | Nicolas Armindo | 4:00.332 | 33 | 2.738 | 204.2 | Qualifying Practice Session |
| 10 | 61 AF Corse-Waltrip | Ferrari 458 Italia | LMGTE Am | Rui Aguas | 4:00.691 | 23 | 3.097 | 203.8 | Qualifying Practice Session |
| 11 | 99 Aston Martin Racing | Aston Martin Vantage V8 | LMGTE Am | Christoffer Nygaard | 4:00.753 | 27 | 3.159 | 203.8 | Qualifying Practice Session |
| 12 | 99 Aston Martin Racing | Aston Martin Vantage V8 | LMGTE Am | Kristian Poulsen | 4:00.758 | 30 | 3.164 | 203.8 | Free Practice |
| 13 | 50 Larbre Competition | Chevrolet Corvette C6 ZR1 | LMGTE Am | Julien Canal | 4:01.402 | 20 | 3.808 | 203.2 | Free Practice |
| 14 | 83 JMB Racing | Ferrari 458 Italia | LMGTE Am | Manuel Rodrigues | 4:02.461 | 31 | 4.867 | 202.4 | Qualifying Practice Session |
| 15 | 81 AF Corse | Ferrari 458 Italia | LMGTE Am | Nicola Cadei | 4:02.638 | 37 | 5.044 | 202.2 | Qualifying Practice Session |
| 16 | 75 Prospeed Competition | Porsche 911 RSR (997) | LMGTE Am | Abdulaziz Alfaissal | 4:02.702 | 23 | 5.108 | 202.2 | Free Practice |
| 17 | 83 JMB Racing | Ferrari 458 Italia | LMGTE Am | Alain Ferte | 4:02.931 | 25 | 5.337 | 202.0 | Free Practice |
| 18 | 70 Larbre Competition | Chevrolet Corvette C6 ZR1 | LMGTE Am | Jean-Philippe Belloc | 4:02.969 | 31 | 5.375 | 201.9 | Qualifying Practice Session |
| 19 | 67 Imsa Performance Matmut | Porsche 911 RSR (997) | LMGTE Am | Raymond Narac | 4:03.247 | 29 | 5.653 | 201.7 | Qualifying Practice Session |
| 20 | 55 JWA-Avila | Porsche 911 RSR (997) | LMGTE Am | Joël Camathias | 4:03.661 | 24 | 6.067 | 201.4 | Qualifying Practice Session |
| 21 | 58 Luxury Racing | Ferrari 458 Italia | LMGTE Am | Pierre Ehret | 4:03.734 | 29 | 6.140 | 201.3 | Free Practice |
| 22 | 61 AF Corse-Waltrip | Ferrari 458 Italia | LMGTE Am | Brian Vickers | 4:03.773 | 35 | 6.179 | 201.3 | Qualifying Practice Session |
| 23 | 88 Team Felbermayr-Proton | Porsche 911 RSR (997) | LMGTE Am | Gianluca Roda | 4:03.956 | 38 | 6.362 | 201.1 | Qualifying Practice Session |
| 24 | 57 Krohn Racing | Ferrari 458 Italia | LMGTE Am | Michele Rugolo | 4:04.075 | 9 | 6.481 | 201.0 | Qualifying Practice Session |
| 25 | 58 Luxury Racing | Ferrari 458 Italia | LMGTE Am | Franck Montecalvo | 4:04.167 | 31 | 6.573 | 200.9 | Free Practice |
| 26 | 50 Larbre Competition | Chevrolet Corvette C6 ZR1 | LMGTE Am | Patrick Bornhauser | 4:04.430 | 27 | 6.836 | 200.7 | Free Practice |
| 27 | 57 Krohn Racing | Ferrari 458 Italia | LMGTE Am | Niclas Jonsson | 4:04.698 | 13 | 7.104 | 200.5 | Qualifying Practice Session |
| 28 | 81 AF Corse | Ferrari 458 Italia | LMGTE Am | Piergiuseppe Perazzini | 4:06.156 | 24 | 8.562 | 199.3 | Free Practice |
| 29 | 88 Team Felbermayr-Proton | Porsche 911 RSR (997) | LMGTE Am | Christian Ried | 4:06.558 | 28 | 8.964 | 199.0 | Free Practice |
| 30 | 57 Krohn Racing | Ferrari 458 Italia | LMGTE Am | Tracy Krohn | 4:06.590 | 56 | 8.996 | 199.0 | Qualifying Practice Session |
| 31 | 55 JWA-Avila | Porsche 911 RSR (997) | LMGTE Am | Markus Palttala | 4:07.134 | 20 | 9.540 | 198.5 | Qualifying Practice Session |
| 32 | 79 Flying Lizard Motorsports | Porsche 911 RSR (997) | LMGTE Am | Seth Neiman | 4:08.466 | 33 | 10.872 | 197.5 | Free Practice |
| 33 | 75 Prospeed Competition | Porsche 911 RSR (997) | LMGTE Am | Bret Curtis | 4:08.525 | 23 | 10.931 | 197.4 | Free Practice |
| 34 | 67 Imsa Performance Matmut | Porsche 911 RSR (997) | LMGTE Am | Anthony Pons | 4:08.638 | 39 | 11.044 | 197.3 | Free Practice |
| 35 | 70 Larbre Competition | Chevrolet Corvette C6 ZR1 | LMGTE Am | Christophe Bourret | 4:10.144 | 31 | 12.550 | 196.1 | Free Practice |
| 36 | 83 JMB Racing | Ferrari 458 Italia | LMGTE Am | Philippe Illiano | 4:10.442 | 39 | 12.848 | 195.9 | Qualifying Practice Session |
| 37 | 55 JWA-Avila | Porsche 911 RSR (997) | LMGTE Am | Paul Daniels | 4:13.448 | 15 | 15.854 | 193.6 | Qualifying Practice Session |
| 38 | 61 AF Corse-Waltrip | Ferrari 458 Italia | LMGTE Am | Robert Kauffman | 4:15.445 | 26 | 17.851 | 192.1 | Free Practice |
| 39 | 70 Larbre Competition | Chevrolet Corvette C6 ZR1 | LMGTE Am | Pascal Gibon | 4:16.494 | 24 | 18.900 | 191.3 | Free Practice |
| CDNT | | | | | | | | | |
| 1 | 0 Highcroft Racing | Delta Wing Nissan | CDNT | Michael Krumm | 3:42.612 | 14 | | 220.4 | Qualifying Practice Session |
| 2 | 0 Highcroft Racing | Delta Wing Nissan | CDNT | Satoshi Motoyama | 3:43.576 | 7 | 0.964 | 219.5 | Free Practice |
| 3 | 0 Highcroft Racing | Delta Wing Nissan | CDNT | Marino Franchitti | 3:48.926 | 25 | 6.314 | 214.3 | Qualifying Practice Session |

Published at:

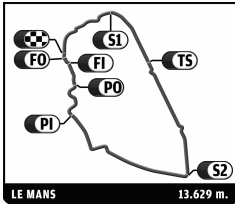
Race Director: Eduardo Freitas

Timekeeper: Christian Crucifix



24 HEURES DU MANS

16-17 JUN 2012



FIA WEC 80^e Edition des 24 Heures du Mans Qualifying Practice Session 2

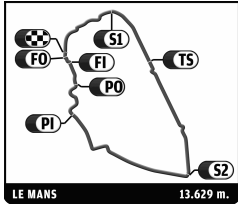
Best Sector Times

| SECTOR 1 | | | SECTOR 2 | | | SECTOR 3 | | | Pos | Team | Cl | Ideal Lap | Best Lap |
|----------|-------------------|--------|------------------|----------|-------------------|----------|-----|------------------------------|-----------|----------|----------|-----------|----------|
| Pos | Driver | Time | Driver | Time | Driver | Time | Pos | Team | | | | | |
| 1 | 3 L.Duval | 31.859 | 8 A.Davidson | 1:19.585 | 3 L.Duval | 1:32.313 | 1 | 3 Audi Sport Team Joest | LMP1 | 3'24.039 | 3:24.078 | (1) | |
| 2 | 1 A.Lotterer | 32.017 | 1 A.Lotterer | 1:19.681 | 1 A.Lotterer | 1:32.849 | 2 | 1 Audi Sport Team Joest | LMP1 | 3'24.547 | 3:24.997 | (2) | |
| 3 | 4 O.Jarvis | 32.177 | 7 N.Lapierre | 1:19.777 | 7 K.Nakajima | 1:33.289 | 3 | 7 Toyota Racing | LMP1 | 3'25.320 | 3:26.502 | (6) | |
| 4 | 7 K.Nakajima | 32.254 | 3 R.Dumas | 1:19.867 | 2 A.McNish | 1:33.398 | 4 | 4 Audi Sport North America | LMP1 | 3'25.826 | 3:26.420 | (5) | |
| 5 | 2 A.McNish | 32.325 | 4 O.Jarvis | 1:20.205 | 4 M.Bonomomi | 1:33.444 | 5 | 2 Audi Sport Team Joest | LMP1 | 3'26.038 | 3:26.038 | (3) | |
| 6 | 8 A.Davidson | 32.409 | 2 A.McNish | 1:20.315 | 8 A.Davidson | 1:34.157 | 6 | 8 Toyota Racing | LMP1 | 3'26.151 | 3:26.151 | (4) | |
| 7 | 12 N.Jani | 32.642 | 21 D.Watts | 1:21.570 | 21 D.Watts | 1:35.142 | 7 | 21 Strakka Racing | LMP1 | 3'29.587 | 3:29.622 | (7) | |
| 8 | 21 D.Watts | 32.875 | 12 N.Jani | 1:21.824 | 12 N.Jani | 1:35.371 | 8 | 12 Rebellion Racing | LMP1 | 3'29.837 | 3:29.837 | (8) | |
| 9 | 13 A.Belicchi | 32.958 | 13 A.Belicchi | 1:22.249 | 13 A.Belicchi | 1:35.917 | 9 | 13 Rebellion Racing | LMP1 | 3'31.124 | 3:31.866 | (9) | |
| 10 | 17 S.Bourdais | 33.300 | 15 B.Baguette | 1:23.818 | 17 S.Bourdais | 1:36.713 | 10 | 17 Pescarolo Team | LMP1 | 3'34.090 | 3:34.925 | (10) | |
| 11 | 16 E.Collard | 33.835 | 17 N.Minassian | 1:24.077 | 15 B.Baguette | 1:38.420 | 11 | 15 Oak Racing | LMP1 | 3'36.203 | 3:37.367 | (11) | |
| 12 | 15 B.Baguette | 33.965 | 16 E.Collard | 1:24.852 | 16 E.Collard | 1:38.798 | 12 | 16 Pescarolo Team | LMP1 | 3'37.485 | 3:37.485 | (12) | |
| 13 | 26 N.Panciatichi | 33.967 | 24 O.Pla | 1:25.078 | 24 O.Pla | 1:38.906 | 13 | 24 Oak Racing | LMP2 | 3'38.071 | 3:38.598 | (13) | |
| 14 | 24 O.Pla | 34.087 | 35 M.Martin | 1:25.342 | 26 N.Panciatichi | 1:39.224 | 14 | 26 Signatech Nissan | LMP2 | 3'38.690 | 3:39.152 | (14) | |
| 15 | 25 J.Charouz | 34.087 | 26 N.Panciatichi | 1:25.499 | 49 S.Ayari | 1:39.518 | 15 | 35 Oak Racing | LMP2 | 3'39.287 | 3:39.899 | (16) | |
| 16 | 49 P.Kaffer | 34.126 | 25 J.Charouz | 1:25.505 | 35 M.Martin | 1:39.624 | 16 | 25 ADR-Delta | LMP2 | 3'39.366 | 3:40.174 | (17) | |
| 17 | 42 A.Brundle | 34.228 | 49 S.Ayari | 1:25.866 | 25 J.Charouz | 1:39.774 | 17 | 49 Pecom Racing | LMP2 | 3'39.510 | 3:39.711 | (15) | |
| 18 | 48 W.Hughes | 34.235 | 42 M.Brundle | 1:26.011 | 48 B.Hartley | 1:39.982 | 18 | 42 Greaves Motorsport | LMP2 | 3'40.287 | 3:40.738 | (19) | |
| 19 | 30 Y.Buurman | 34.288 | 48 W.Hughes | 1:26.075 | 42 M.Brundle | 1:40.048 | 19 | 48 Murphy Prototypes | LMP2 | 3'40.292 | 3:40.652 | (18) | |
| 20 | 35 M.Martin | 34.321 | 46 C.Tinseau | 1:26.131 | 23 F.Mailleux | 1:40.163 | 20 | 38 Jota | LMP2 | 3'41.428 | 3:41.428 | (20) | |
| 21 | 46 M.Beche | 34.375 | 38 S.Hancock | 1:26.137 | 38 S.Hancock | 1:40.682 | 21 | 46 Thiriet By TDS Racing | LMP2 | 3'41.564 | 3:41.975 | (22) | |
| 22 | 45 S.Nakano | 34.457 | 44 R.Dalziel | 1:26.244 | 30 Y.Buurman | 1:40.735 | 22 | 44 Starworks Motorsport | LMP2 | 3'41.587 | 3:41.863 | (21) | |
| 23 | 44 T.Kimber-Smith | 34.481 | 45 S.Nakano | 1:26.576 | 44 T.Kimber-Smith | 1:40.862 | 23 | 23 Signatech Nissan | LMP2 | 3'41.649 | 3:42.581 | (24) | |
| 24 | 41 R.Gonzalez | 34.553 | 23 F.Mailleux | 1:26.581 | 41 R.Gonzalez | 1:41.017 | 24 | 30 Status Grand Prix | LMP2 | 3'42.073 | 3:42.518 | (23) | |
| 25 | 38 S.Hancock | 34.609 | 40 M.Frey | 1:26.737 | 46 M.Beche | 1:41.058 | 25 | 45 Boutsen Ginion Racing | LMP2 | 3'42.257 | 3:43.763 | (27) | |
| 26 | 40 M.Frey | 34.680 | 41 R.Gonzalez | 1:26.989 | 40 M.Frey | 1:41.165 | 26 | 41 Greaves Motorsport | LMP2 | 3'42.559 | 3:43.406 | (25) | |
| 27 | 23 F.Mailleux | 34.905 | 30 A.Sims | 1:27.050 | 45 S.Nakano | 1:41.224 | 27 | 40 Race Performance | LMP2 | 3'42.582 | 3:43.619 | (26) | |
| 28 | 28 L.Badey | 35.382 | 28 L.Badey | 1:27.711 | 28 S.Johansson | 1:43.469 | 28 | 28 Gulf Racing Middle East | LMP2 | 3'46.562 | 3:47.244 | (28) | |
| 29 | 0 M.Krumm | 35.599 | 0 M.Krumm | 1:27.827 | 0 M.Françhitti | 1:43.977 | 29 | 0 Highcroft Racing | CDNT | 3'47.403 | 3:48.142 | (29) | |
| 30 | 43 F.Rosier | 36.181 | 43 F.Rosier | 1:29.668 | 43 F.Rosier | 1:46.541 | 30 | 43 Extreme Limit Aric | LMP2 | 3'52.390 | 3:53.560 | (30) | |
| 31 | 59 F.Makowiecki | 36.737 | 59 F.Makowiecki | 1:30.822 | 59 F.Makowiecki | 1:47.515 | 31 | 59 Luxury Racing | LMGTE Pro | 3'55.074 | 3:55.393 | (31) | |
| 32 | 97 D.Turner | 36.919 | 97 D.Turner | 1:31.301 | 97 D.Turner | 1:47.650 | 32 | 97 Aston Martin Racing | LMGTE Pro | 3'55.870 | 3:55.870 | (32) | |
| 33 | 77 M.Lieb | 37.123 | 74 T.Milner | 1:32.255 | 77 M.Lieb | 1:48.014 | 33 | 77 Team Felbermayr-Proton | LMGTE Pro | 3'57.578 | 3:57.606 | (33) | |
| 34 | 71 M.Cioci | 37.239 | 71 O.Beretta | 1:32.260 | 74 T.Milner | 1:48.490 | 34 | 74 Corvette Racing | LMGTE Pro | 3'58.055 | 3:58.214 | (34) | |
| 35 | 74 T.Milner | 37.310 | 88 P.Ruberti | 1:32.285 | 66 J.Cocker | 1:48.785 | 35 | 71 AF Corse | LMGTE Pro | 3'58.343 | 3:58.960 | (36) | |
| 36 | 80 M.Holzer | 37.403 | 58 G.Jeanette | 1:32.308 | 71 M.Cioci | 1:48.844 | 36 | 58 Luxury Racing | LMGTE Am | 3'58.800 | 3:58.800 | (35) | |
| 37 | 61 R.Aguas | 37.468 | 77 M.Lieb | 1:32.441 | 58 G.Jeanette | 1:48.948 | 37 | 88 Team Felbermayr-Proton | LMGTE Am | 3'59.181 | 3:59.181 | (37) | |
| 38 | 88 P.Ruberti | 37.471 | 80 M.Holzer | 1:32.556 | 73 J.Magnussen | 1:49.062 | 38 | 73 Corvette Racing | LMGTE Pro | 3'59.326 | 3:59.433 | (38) | |
| 39 | 73 J.Magnussen | 37.541 | 73 J.Magnussen | 1:32.723 | 67 N.Armindo | 1:49.407 | 39 | 80 Flying Lizard Motorsports | LMGTE Pro | 3'59.465 | 4:00.011 | (40) | |
| 40 | 58 G.Jeanette | 37.544 | 99 C.Nygaard | 1:32.779 | 88 P.Ruberti | 1:49.425 | 40 | 66 JMW Motorsport | LMGTE Pro | 3'59.638 | 3:59.638 | (39) | |
| 41 | 81 M.Griffin | 37.555 | 81 M.Griffin | 1:32.818 | 80 M.Holzer | 1:49.506 | 41 | 81 AF Corse | LMGTE Am | 4'00.178 | 4:00.288 | (41) | |
| 42 | 66 J.Cocker | 37.645 | 66 J.Cocker | 1:33.208 | 61 R.Aguas | 1:49.590 | 42 | 61 AF Corse-Waltrip | LMGTE Am | 4'00.312 | 4:00.691 | (42) | |
| 43 | 67 N.Armindo | 37.797 | 61 R.Aguas | 1:33.254 | 99 C.Nygaard | 1:49.742 | 43 | 67 Insa Performance Matmut | LMGTE Am | 4'00.461 | 4:00.829 | (43) | |
| 44 | 70 J.Belloc | 37.971 | 67 N.Armindo | 1:33.257 | 81 M.Griffin | 1:49.805 | 44 | 99 Aston Martin Racing | LMGTE Am | 4'00.549 | 4:00.958 | (44) | |
| 45 | 99 C.Nygaard | 38.028 | 83 M.Rodrigues | 1:33.280 | 70 J.Belloc | 1:50.863 | 45 | 83 JMB Racing | LMGTE Am | 4'02.229 | 4:02.461 | (45) | |
| 46 | 83 M.Rodrigues | 38.034 | 57 M.Rugolo | 1:33.842 | 83 A.Ferte | 1:50.915 | 46 | 70 Larbre Competition | LMGTE Am | 4'02.969 | 4:02.969 | (46) | |
| 47 | 57 M.Rugolo | 38.050 | 55 J.Camathias | 1:33.899 | 55 J.Camathias | 1:51.212 | 47 | 57 Krohn Racing | LMGTE Am | 4'03.194 | 4:04.075 | (48) | |
| 48 | 55 J.Camathias | 38.369 | 70 J.Belloc | 1:34.135 | 57 M.Rugolo | 1:51.302 | 48 | 55 JWA-Avila | LMGTE Am | 4'03.480 | 4:03.661 | (47) | |
| 49 | 50 P.Lamy | 38.590 | 50 P.Lamy | 1:34.535 | 50 P.Bornhauser | 1:52.086 | 49 | 50 Larbre Competition | LMGTE Am | 4'05.211 | 4:05.426 | (49) | |
| 50 | 79 S.Neiman | 39.080 | 22 P.Dumbreck | 1:35.183 | 79 S.Neiman | 1:54.244 | 50 | 79 Flying Lizard Motorsports | LMGTE Am | 4'08.756 | 4:09.762 | (50) | |
| 51 | 75 B.Curtis | 40.089 | 79 S.Neiman | 1:35.432 | 75 B.Curtis | 1:54.517 | 51 | 75 Prospeed Competition | LMGTE Am | 4'12.837 | 9:51.593 | (51) | |



24 HEURES DU MANS

16-17 JUN 2012



FIA WEC

80^e Edition des 24 Heures du Mans

Qualifying Practice Session 2

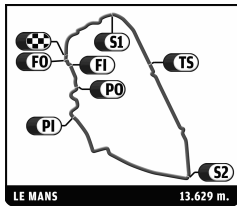
Best Specific Sectors

| Pos | T6 | | | T7 | | | PORSCHE | | | FORD | | | T6+ T7 | | |
|-----|-----------------------------------|-------|-------|------------------------------------|-------|-------|-----------------------------------|--------|-------|-----------------------------------|-------|-------|-----------------------------------|-------|-------|
| | Driver | Time | Kph | Driver | Time | Kph | Driver | Time | Kph | Driver | Time | Kph | Driver | Time | Kph |
| 1 | 7 K. Nakajima | 3.129 | 178,1 | 8 S. Sarrazin | 3.658 | 240,3 | 3 R. Dumas | 15.397 | 263,7 | 3 R. Dumas | 5.402 | 172,3 | 7 K.Nakajima | 6.812 | 210,9 |
| 2 | 1 A. Lotterer | 3.131 | 178,0 | 7 K. Nakajima | 3.677 | 239,1 | 1 A. Lotterer | 15.607 | 260,1 | 7 K. Nakajima | 5.459 | 170,5 | 1 A.Lotterer | 6.873 | 209,0 |
| 3 | 8 S. Sarrazin | 3.209 | 173,7 | 2 A. McNish | 3.717 | 236,5 | 4 M. Rockenfeller | 15.708 | 258,5 | 1 A. Lotterer | 5.472 | 170,1 | 8 S.Sarrazin | 6.876 | 208,9 |
| 4 | 2 A. McNish | 3.214 | 173,4 | 1 A. Lotterer | 3.721 | 236,3 | 2 A. McNish | 15.816 | 256,7 | 17 S. Bourdais | 5.473 | 170,1 | 2 A.McNish | 6.979 | 205,8 |
| 5 | 3 R. Dumas | 3.238 | 172,1 | 3 R. Dumas | 3.759 | 233,9 | 7 K. Nakajima | 16.083 | 252,4 | 4 M. Rockenfeller | 5.511 | 168,9 | 3 R.Dumas | 6.999 | 205,2 |
| 6 | 12 N. Prost | 3.267 | 170,6 | 4 M. Rockenfeller | 3.789 | 232,0 | 21 J. Kane | 16.247 | 249,9 | 13 A. Belicchi | 5.593 | 166,4 | 4 M.Rockenfeller | 7.085 | 202,7 |
| 7 | 21 J. Kane | 3.289 | 169,4 | 21 J. Kane | 3.823 | 230,0 | 8 S. Sarrazin | 16.279 | 249,4 | 12 N. Prost | 5.622 | 165,6 | 21 J.Kane | 7.127 | 201,5 |
| 8 | 4 M. Rockenfeller | 3.296 | 169,1 | 12 N. Prost | 3.863 | 227,6 | 13 A. Belicchi | 16.300 | 249,1 | 8 S. Sarrazin | 5.636 | 165,1 | 12 N.Prost | 7.150 | 200,9 |
| 9 | 17 S. Bourdais | 3.331 | 167,3 | 13 A. Belicchi | 3.906 | 225,1 | 12 N. Prost | 16.300 | 249,1 | 2 A. McNish | 5.679 | 163,9 | 17 S.Bourdais | 7.249 | 198,2 |
| 10 | 13 A. Belicchi | 3.347 | 166,5 | 17 S. Bourdais | 3.918 | 224,4 | 17 S. Bourdais | 16.372 | 248,0 | 38 S. Dolan | 5.737 | 162,2 | 13 A.Belicchi | 7.253 | 198,0 |
| 11 | 16 E. Collard | 3.388 | 164,5 | 15 B. Baguette | 3.971 | 221,4 | 49 P. Kaffer | 16.688 | 243,3 | 26 P. Ragues | 5.767 | 161,4 | 15 B.Baguette | 7.381 | 194,6 |
| 12 | 15 B. Baguette | 3.402 | 163,8 | 16 E. Collard | 3.990 | 220,3 | 26 P. Ragues | 16.886 | 240,4 | 21 J. Kane | 5.775 | 161,2 | 16 E.Collard | 7.388 | 194,4 |
| 13 | 48 J. Firth | 3.403 | 163,8 | 35 ^{D. Henninger-Hansson} | 4.025 | 218,4 | 30 A. Sims | 16.909 | 240,1 | 16 E. Collard | 5.779 | 161,1 | 48 J.Firth | 7.437 | 193,1 |
| 14 | 24 J. Nicolet | 3.407 | 163,6 | 38 S. Dolan | 4.032 | 218,0 | 24 J. Nicolet | 16.916 | 240,0 | 44 V. Potolicchio | 5.791 | 160,7 | 49 P.Kaffer | 7.448 | 192,9 |
| 15 | 49 P. Kaffer | 3.414 | 163,2 | 42 M. Brundle | 4.034 | 217,9 | 25 J. Charouz | 16.978 | 239,1 | 24 J. Nicolet | 5.792 | 160,7 | 38 S.Dolan | 7.454 | 192,7 |
| 16 | 38 S. Dolan | 3.415 | 163,2 | 49 P. Kaffer | 4.034 | 217,9 | 16 E. Collard | 17.122 | 237,1 | 49 P. Kaffer | 5.798 | 160,5 | 45 S.Nakano | 7.462 | 192,5 |
| 17 | 44 V. Potolicchio | 3.416 | 163,1 | 48 J. Firth | 4.034 | 217,9 | 48 J. Firth | 17.200 | 236,0 | 59 J. Melo | 5.842 | 159,3 | 24 J.Nicolet | 7.469 | 192,3 |
| 18 | 45 S. Nakano | 3.421 | 162,9 | 24 J. Nicolet | 4.040 | 217,6 | 15 B. Baguette | 17.246 | 235,4 | 48 J. Firth | 5.868 | 158,6 | 35 ^{D.Henninger-Hansson} | 7.473 | 192,2 |
| 19 | 26 P. Ragues | 3.422 | 162,9 | 46 M. Beche | 4.041 | 217,6 | 23 O. Lombard | 17.251 | 235,3 | 35 ^{D.Henninger-Hansson} | 5.876 | 158,4 | 26 P.Ragues | 7.473 | 192,2 |
| 20 | 35 ^{D.Henninger-Hansson} | 3.444 | 161,8 | 45 S. Nakano | 4.041 | 217,6 | 42 M. Brundle | 17.319 | 234,4 | 67 A. Pons | 5.931 | 156,9 | 44 V.Potolicchio | 7.480 | 192,0 |
| 21 | 42 M. Brundle | 3.449 | 161,6 | 25 J. Charouz | 4.043 | 217,4 | 38 S. Dolan | 17.387 | 233,5 | 23 O. Lombard | 5.937 | 156,8 | 42 M.Brundle | 7.487 | 191,9 |
| 22 | 40 M. Frey | 3.462 | 161,0 | 26 P. Ragues | 4.049 | 217,1 | 46 M. Beche | 17.420 | 233,1 | 58 F. Montecalvo | 5.943 | 156,6 | 41 E.Julian | 7.526 | 190,9 |
| 23 | 41 E. Julian | 3.468 | 160,7 | 44 V. Potolicchio | 4.055 | 216,8 | 35 ^{D.Henninger-Hansson} | 17.443 | 232,8 | 42 M. Brundle | 5.944 | 156,6 | 40 M.Frey | 7.542 | 190,5 |
| 24 | 25 J. Charouz | 3.500 | 159,2 | 41 E. Julian | 4.058 | 216,6 | 45 S. Nakano | 17.454 | 232,6 | 77 W. Henzler | 5.987 | 155,5 | 25 J.Charouz | 7.543 | 190,4 |
| 25 | 46 M. Beche | 3.515 | 158,5 | 40 M. Frey | 4.080 | 215,5 | 40 M. Frey | 17.565 | 231,1 | 66 J. Walker | 5.993 | 155,3 | 46 M.Beche | 7.584 | 189,4 |
| 26 | 23 O. Lombard | 3.529 | 157,9 | 23 O. Lombard | 4.087 | 215,1 | 41 E. Julian | 17.665 | 229,8 | 15 B. Baguette | 6.013 | 154,8 | 23 O.Lombard | 7.622 | 188,5 |
| 27 | 30 A. Sims | 3.530 | 157,9 | 28 S. Johansson | 4.112 | 213,8 | 44 V. Potolicchio | 17.848 | 227,5 | 71 M. Cioci | 6.047 | 153,9 | 30 A.Sims | 7.655 | 187,6 |
| 28 | 59 J. Melo | 3.532 | 157,8 | 30 A. Sims | 4.125 | 213,1 | 28 S. Johansson | 18.089 | 224,4 | 41 E. Julian | 6.067 | 153,4 | 28 S.Johansson | 7.691 | 186,8 |
| 29 | 61 R. Aguas | 3.562 | 156,5 | 0 M. Krumm | 4.127 | 213,0 | 0 M. Krumm | 18.505 | 219,4 | 97 A. Fernandez | 6.087 | 152,9 | 0 M.Krumm | 7.731 | 185,8 |
| 30 | 28 S. Johansson | 3.573 | 156,0 | 43 P. Thirion | 4.139 | 212,4 | 43 P. Thirion | 19.380 | 209,5 | 40 M. Frey | 6.089 | 152,9 | 43 F.Rosier | 7.740 | 185,6 |
| 31 | 43 P. Thirion | 3.592 | 155,1 | 59 J. Melo | 4.278 | 205,9 | 97 A. Fernandez | 19.500 | 208,2 | 46 M. Beche | 6.094 | 152,7 | 59 J.Melo | 7.821 | 183,7 |
| 32 | 77 W. Henzler | 3.598 | 154,9 | 61 R. Aguas | 4.304 | 204,3 | 74 T. Milner | 20.063 | 202,4 | 80 M. Holzer | 6.099 | 152,6 | 61 R.Aguas | 7.866 | 182,6 |
| 33 | 0 M. Krumm | 3.604 | 154,6 | 97 A. Fernandez | 4.305 | 204,2 | 77 W. Henzler | 20.127 | 201,7 | 30 A. Sims | 6.103 | 152,5 | 77 W.Henzler | 7.905 | 181,7 |
| 34 | 74 T. Milner | 3.605 | 154,6 | 77 W. Henzler | 4.307 | 204,1 | 66 J. Walker | 20.310 | 199,9 | 28 S. Johansson | 6.105 | 152,5 | 74 T.Milner | 7.929 | 181,2 |
| 35 | 71 M. Cioci | 3.619 | 154,0 | 71 M. Cioci | 4.315 | 203,7 | 73 J. Magnussen | 20.332 | 199,7 | 74 T. Milner | 6.109 | 152,4 | 71 M.Cioci | 7.934 | 181,0 |
| 36 | 58 F. Montecalvo | 3.621 | 153,9 | 74 T. Milner | 4.319 | 203,5 | 58 F. Montecalvo | 20.402 | 199,0 | 61 R. Aguas | 6.150 | 151,3 | 58 F.Montecalvo | 7.975 | 180,1 |
| 37 | 88 C. Ried | 3.655 | 152,5 | 88 C. Ried | 4.351 | 202,1 | 80 M. Holzer | 20.411 | 198,9 | 88 C. Ried | 6.173 | 150,8 | 97 A.Fernandez | 8.002 | 179,5 |
| 38 | 81 P. Perazzini | 3.669 | 151,9 | 70 J. Belloc | 4.354 | 201,9 | 59 J. Melo | 20.490 | 198,1 | 81 P. Perazzini | 6.181 | 150,6 | 88 C.Ried | 8.013 | 179,3 |
| 39 | 67 A. Pons | 3.678 | 151,5 | 81 P. Perazzini | 4.354 | 201,9 | 99 C. Nygaard | 20.557 | 197,5 | 25 J. Charouz | 6.237 | 149,2 | 81 P.Perazzini | 8.023 | 179,0 |
| 40 | 97 A. Fernandez | 3.697 | 150,7 | 58 F. Montecalvo | 4.354 | 201,9 | 67 A. Pons | 20.572 | 197,4 | 45 S. Nakano | 6.261 | 148,7 | 67 A.Pons | 8.051 | 178,4 |
| 41 | 66 J. Walker | 3.707 | 150,3 | 99 C. Nygaard | 4.356 | 201,8 | 88 C. Ried | 20.655 | 196,6 | 73 J. Magnussen | 6.362 | 146,3 | 66 J.Walker | 8.079 | 177,8 |
| 42 | 80 M. Holzer | 3.707 | 150,3 | 73 J. Magnussen | 4.363 | 201,5 | 71 M. Cioci | 20.667 | 196,4 | 57 T. Krohn | 6.465 | 144,0 | 80 M.Holzer | 8.099 | 177,4 |
| 43 | 73 J. Magnussen | 3.738 | 149,1 | 67 A. Pons | 4.369 | 201,2 | 61 R. Aguas | 20.688 | 196,2 | 99 C. Nygaard | 6.480 | 143,6 | 70 J.Belloc | 8.104 | 177,2 |
| 44 | 55 M. Palttala | 3.742 | 148,9 | 66 J. Walker | 4.372 | 201,1 | 81 P. Perazzini | 20.692 | 196,2 | 50 P. Lamy | 6.497 | 143,3 | 73 J.Magnussen | 8.110 | 177,1 |
| 45 | 70 J. Belloc | 3.750 | 148,6 | 80 M. Holzer | 4.392 | 200,2 | 83 A. Ferte | 20.752 | 195,6 | 75 B. Curtis | 6.531 | 142,5 | 99 C.Nygaard | 8.112 | 177,1 |
| 46 | 83 A. Ferte | 3.753 | 148,5 | 83 A. Ferte | 4.396 | 200,0 | 70 J. Belloc | 20.936 | 193,9 | 55 M. Palttala | 6.552 | 142,1 | 55 M.Palttala | 8.140 | 176,5 |
| 47 | 99 C. Nygaard | 3.756 | 148,4 | 55 M. Palttala | 4.398 | 199,9 | 57 T. Krohn | 21.105 | 192,4 | 0 M. Krumm | 6.561 | 141,9 | 83 A.Ferte | 8.164 | 175,9 |
| 48 | 57 T. Krohn | 3.788 | 147,1 | 50 P. Lamy | 4.402 | 199,7 | 50 P. Lamy | 21.387 | 189,8 | 70 J. Belloc | 6.597 | 141,1 | 50 P.Lamy | 8.203 | 175,1 |
| 49 | 50 P. Lamy | 3.801 | 146,6 | 57 T. Krohn | 4.408 | 199,4 | 55 M. Palttala | 21.451 | 189,3 | 83 A. Ferte | 6.603 | 141,0 | 57 T.Krohn | 8.207 | 175,0 |
| 50 | 79 S. Neiman | 3.917 | 142,3 | 79 S. Neiman | 4.464 | 196,9 | 79 S. Neiman | 21.893 | 185,4 | 43 P. Thirion | 6.621 | 140,6 | 79 S.Neiman | 8.381 | 171,4 |
| 51 | 75 B. Curtis | 4.023 | 138,5 | | | | 75 B. Curtis | 22.337 | 181,8 | 79 S. Neiman | 7.042 | 132,2 | | | |
| 52 | | | | | | | 22 P. Dumbreck | 24.627 | 164,9 | | | | | | |



24 HEURES DU MANS

16-17 JUN 2012



FIA WEC

80^e Edition des 24 Heures du Mans Qualifying Practice Session 2

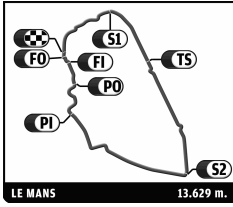
Best Top Speeds

| Team | Car | Class | Top Speed Driver | Top 1 | | Top 2 | | Top 3 | | Top 4 | | Top 5 | | Avg |
|------------------------------|----------------------------|-----------|------------------|-------|-----|-------|-----|-------|-----|-------|-----|-------|-----|-------|
| | | | | Kph | Lap | Kph | Lap | Kph | Lap | Kph | Lap | Kph | Lap | |
| 8 Toyota Racing | Toyota TS 030 - Hybrid | LMP1 | A. Davidson | 335.2 | 14 | 330.1 | 16 | 329.1 | 15 | 328.1 | 20 | 327.1 | 12 | 329,9 |
| 7 Toyota Racing | Toyota TS 030 - Hybrid | LMP1 | N. Lapierre | 330.1 | 18 | 329.1 | 21 | 328.1 | 16 | 328.1 | 17 | 327.1 | 13 | 328,5 |
| 4 Audi Sport North America | Audi R18 Ultra | LMP1 | O. Jarvis | 327.1 | 26 | 325.2 | 29 | 325.2 | 28 | 325.2 | 17 | 324.2 | 22 | 325,4 |
| 3 Audi Sport Team Joest | Audi R18 Ultra | LMP1 | L. Duval | 326.1 | 17 | 325.2 | 23 | 325.2 | 3 | 324.2 | 19 | 324.2 | 13 | 325,0 |
| 1 Audi Sport Team Joest | Audi R18 e-tron quattro | LMP1 | M. Fässler | 326.1 | 13 | 325.2 | 23 | 324.2 | 15 | 323.3 | 12 | 323.3 | 9 | 324,4 |
| 2 Audi Sport Team Joest | Audi R18 e-tron quattro | LMP1 | T. Kristensen | 322.3 | 29 | 322.3 | 12 | 321.4 | 28 | 321.4 | 16 | 321.4 | 4 | 321,8 |
| 21 Strakka Racing | HPD ARX 03a - Honda | LMP1 | D. Watts | 319.5 | 23 | 319.5 | 22 | 318.5 | 21 | 317.6 | 15 | 317.6 | 17 | 318,5 |
| 17 Pescarolo Team | Dome - Judd | LMP1 | N. Minassian | 314.9 | 11 | 314.0 | 9 | 311.3 | 27 | 311.3 | 15 | 311.3 | 21 | 312,6 |
| 13 Rebellion Racing | Lola B12/60 Coupe - Toyota | LMP1 | A. Belicchi | 313.1 | 22 | 313.1 | 4 | 312.2 | 12 | 311.3 | 23 | 310.4 | 14 | 312,0 |
| 15 Oak Racing | Oak Pescarolo - Judd | LMP1 | F. Montagny | 313.1 | 13 | 309.5 | 14 | 309.5 | 11 | 309.5 | 10 | 309.5 | 9 | 310,2 |
| 12 Rebellion Racing | Lola B12/60 Coupe - Toyota | LMP1 | N. Prost | 313.1 | 12 | 312.2 | 22 | 311.3 | 14 | 311.3 | 23 | 311.3 | 16 | 311,8 |
| 16 Pescarolo Team | Pescarolo 03 - Judd | LMP1 | E. Collard | 310.4 | 16 | 307.8 | 17 | 305.2 | 18 | 304.3 | 3 | 304.3 | 19 | 306,4 |
| 24 Oak Racing | Morgan - Judd | LMP2 | O. Pla | 306.1 | 14 | 304.3 | 22 | 304.3 | 13 | 303.5 | 20 | 303.5 | 15 | 304,3 |
| 35 Oak Racing | Morgan - Nissan | LMP2 | M. Martin | 302.7 | 19 | 302.7 | 8 | 301.8 | 21 | 301.8 | 3 | 301.8 | 18 | 302,2 |
| 25 ADR-Delta | Oreca 03 - Nissan | LMP2 | T. Graves | 301.8 | 15 | 301.0 | 22 | 301.0 | 5 | 301.0 | 6 | 300.2 | 19 | 301,0 |
| 0 Highcroft Racing | Delta Wing Nissan | CDNT | M. Franchitti | 301.8 | 11 | 301.0 | 10 | 298.5 | 9 | 297.7 | 5 | 297.7 | 7 | 299,3 |
| 40 Race Performance | Oreca 03 - Judd | LMP2 | M. Frey | 300.2 | 12 | 300.2 | 11 | 300.2 | 5 | 299.3 | 3 | 298.5 | 2 | 299,7 |
| 45 Boutsen Ginion Racing | Oreca 03 - Nissan | LMP2 | B. Briere | 299.3 | 12 | 299.3 | 17 | 296.9 | 25 | 296.1 | 21 | 296.1 | 16 | 297,5 |
| 46 Thiriet By TDS Racing | Oreca 03 - Nissan | LMP2 | C. Tineau | 299.3 | 10 | 299.3 | 20 | 299.3 | 14 | 299.3 | 7 | 298.5 | 17 | 299,1 |
| 49 Pecom Racing | Oreca 03 - Nissan | LMP2 | L. Perez Companc | 299.3 | 23 | 298.5 | 20 | 297.7 | 22 | 296.9 | 15 | 296.9 | 21 | 297,9 |
| 23 Signatech Nissan | Oreca 03 - Nissan | LMP2 | F. Mailloux | 299.3 | 20 | 298.5 | 12 | 297.7 | 15 | 296.9 | 14 | 296.9 | 21 | 297,9 |
| 26 Signatech Nissan | Oreca 03 - Nissan | LMP2 | N. Panciafici | 298.5 | 23 | 297.7 | 20 | 297.7 | 17 | 296.9 | 15 | 296.9 | 14 | 297,5 |
| 44 Starworks Motorsport | HPD ARX 03b - Honda | LMP2 | T. Kimber-Smith | 298.5 | 20 | 297.7 | 11 | 297.7 | 13 | 296.9 | 17 | 296.9 | 12 | 297,5 |
| 28 Gulf Racing Middle East | Lola B12/80 Coupe - Nissan | LMP2 | L. Badey | 298.5 | 6 | 296.1 | 2 | 293.7 | 3 | 293.7 | 4 | 293.7 | 7 | 295,1 |
| 48 Murphy Prototypes | Oreca 03 - Nissan | LMP2 | B. Hartley | 297.7 | 10 | 296.9 | 21 | 296.9 | 24 | 296.9 | 11 | 296.9 | 4 | 297,1 |
| 42 Greaves Motorsport | Zytek Z11SN - Nissan | LMP2 | A. Brundle | 296.9 | 22 | 296.9 | 16 | 296.9 | 21 | 296.9 | 9 | 296.1 | 15 | 296,7 |
| 38 Jota | Zytek Z11SN - Nissan | LMP2 | S. Hancock | 296.1 | 21 | 295.3 | 7 | 294.5 | 12 | 294.5 | 20 | 293.7 | 13 | 294,8 |
| 41 Greaves Motorsport | Zytek Z11SN - Nissan | LMP2 | E. Julian | 296.1 | 3 | 296.1 | 18 | 294.5 | 19 | 294.5 | 22 | 294.5 | 17 | 295,1 |
| 30 Status Grand Prix | Lola - Judd | LMP2 | Y. Buurman | 295.3 | 8 | 294.5 | 9 | 293.7 | 7 | 293.7 | 10 | 292.9 | 4 | 294,0 |
| 43 Extreme Limit Aric | Norma MP 2000 - Judd | LMP2 | P. Hoesbrouck | 293.7 | 12 | 292.9 | 11 | 292.9 | 3 | 292.1 | 6 | 290.6 | 21 | 292,4 |
| 71 AF Corse | Ferrari 458 Italia | LMGTE Pro | O. Beretta | 292.1 | 26 | 292.1 | 24 | 291.4 | 15 | 291.4 | 17 | 290.6 | 23 | 291,5 |
| 59 Luxury Racing | Ferrari 458 Italia | LMGTE Pro | F. Makowiecki | 292.1 | 12 | 292.1 | 5 | 290.6 | 9 | 290.6 | 8 | 289.0 | 13 | 290,9 |
| 74 Corvette Racing | Chevrolet Corvette C6 ZR1 | LMGTE Pro | R. Westbrook | 289.8 | 18 | 288.3 | 19 | 285.3 | 10 | 285.3 | 21 | 284.5 | 15 | 286,6 |
| 58 Luxury Racing | Ferrari 458 Italia | LMGTE Am | G. Jeannette | 289.0 | 23 | 286.8 | 24 | 285.3 | 16 | 284.5 | 25 | 283.8 | 17 | 285,9 |
| 61 AF Corse-Waltrip | Ferrari 458 Italia | LMGTE Am | R. Aguas | 288.3 | 5 | 286.0 | 24 | 286.0 | 10 | 285.3 | 4 | 284.5 | 11 | 286,0 |
| 83 JMB Racing | Ferrari 458 Italia | LMGTE Am | M. Rodrigues | 288.3 | 24 | 287.5 | 19 | 286.8 | 22 | 286.8 | 21 | 286.0 | 20 | 287,1 |
| 99 Aston Martin Racing | Aston Martin Vantage V8 | LMGTE Am | C. Nygaard | 286.8 | 7 | 286.8 | 11 | 286.0 | 12 | 286.0 | 16 | 286.0 | 5 | 286,3 |
| 97 Aston Martin Racing | Aston Martin Vantage V8 | LMGTE Pro | D. Turner | 286.8 | 23 | 286.8 | 17 | 285.3 | 16 | 284.5 | 25 | 283.8 | 20 | 285,4 |
| 55 JWA-Avila | Porsche 911 RSR (997) | LMGTE Am | J. Camathias | 286.0 | 21 | 285.3 | 20 | 284.5 | 22 | 284.5 | 5 | 283.8 | 19 | 284,8 |
| 88 Team Felbermayr-Proton | Porsche 911 RSR (997) | LMGTE Am | G. Roda | 286.0 | 14 | 285.3 | 21 | 285.3 | 20 | 284.5 | 19 | 284.5 | 10 | 285,1 |
| 73 Corvette Racing | Chevrolet Corvette C6 ZR1 | LMGTE Pro | J. Taylor | 286.0 | 22 | 285.3 | 20 | 284.5 | 23 | 284.5 | 14 | 283.8 | 10 | 284,8 |
| 77 Team Felbermayr-Proton | Porsche 911 RSR (997) | LMGTE Pro | M. Lieb | 286.0 | 18 | 284.5 | 24 | 284.5 | 4 | 283.8 | 19 | 283.8 | 11 | 284,5 |
| 81 AF Corse | Ferrari 458 Italia | LMGTE Am | M. Griffin | 286.0 | 13 | 285.3 | 17 | 285.3 | 10 | 284.5 | 20 | 284.5 | 18 | 285,1 |
| 67 Imsa Performance Matmut | Porsche 911 RSR (997) | LMGTE Am | N. Armindo | 286.0 | 23 | 286.0 | 22 | 283.8 | 9 | 283.1 | 21 | 283.1 | 8 | 284,4 |
| 57 Krohn Racing | Ferrari 458 Italia | LMGTE Am | M. Rugolo | 285.3 | 22 | 284.5 | 15 | 284.5 | 14 | 283.8 | 20 | 283.8 | 17 | 284,4 |
| 79 Flying Lizard Motorsports | Porsche 911 RSR (997) | LMGTE Am | S. Neiman | 284.5 | 12 | 283.8 | 16 | 283.8 | 11 | 283.8 | 7 | 283.1 | 13 | 283,8 |
| 80 Flying Lizard Motorsports | Porsche 911 RSR (997) | LMGTE Pro | M. Holzer | 284.5 | 6 | 283.8 | 7 | 282.3 | 11 | 282.3 | 5 | 281.6 | 8 | 282,9 |
| 66 JMW Motorsport | Ferrari 458 Italia | LMGTE Pro | J. Walker | 284.5 | 5 | 283.8 | 2 | 283.8 | 4 | 282.3 | 9 | 281.6 | 7 | 283,2 |
| 50 Larbre Competition | Chevrolet Corvette C6 ZR1 | LMGTE Am | P. Lamy | 282.3 | 4 | 281.6 | 8 | 280.9 | 10 | 280.2 | 7 | 279.4 | 9 | 280,9 |
| 70 Larbre Competition | Chevrolet Corvette C6 ZR1 | LMGTE Am | C. Bourret | 281.6 | 11 | 280.9 | 8 | 280.2 | 13 | 280.2 | 22 | 279.4 | 6 | 280,5 |
| 75 Prospeed Competition | Porsche 911 RSR (997) | LMGTE Am | B. Curtis | 269.1 | 2 | 267.8 | 1 | | | | | | | 268,5 |



24 HEURES DU MANS

16-17 JUIN 2012



FIA WEC

80^e Edition des 24 Heures du Mans
Qualifying Practice Session 2

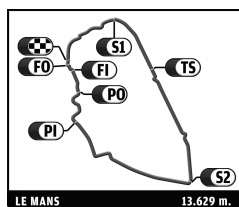
Best Top Speeds

| Team | Car | Class | Top Speed Driver | Top 1 | | Top 2 | | Top 3 | | Top 4 | | Top 5 | | Avg |
|----------------------------|----------------------------|-----------|------------------|-------|-----|-------|-----|-------|-----|-------|-----|-------|-----|-------|
| | | | | Kph | Lap | Kph | Lap | Kph | Lap | Kph | Lap | Kph | Lap | |
| 22 JRM | HPD ARX 03a - Honda | LMP1 | P. Dumbreck | 230.0 | 1 | | | | | | | | | 230,0 |
| 31 Lotus | Lola B12/80 Coupe - Lotus | LMP2 | | | | | | | | | | | | |
| 29 Gulf Racing Middle East | Lola B12/80 Coupe - Nissan | LMP2 | | | | | | | | | | | | |
| 51 AF Corse | Ferrari 458 Italia | LMGTE Pro | | | | | | | | | | | | |
| 33 Level 5 Motorsport | HPD ARX 03b - Honda | LMP2 | | | | | | | | | | | | |



24 HEURES DU MANS

16-17 JUIN 2012



FIA WEC

80^e Edition des 24 Heures du Mans After Qualifying Practice Session 2

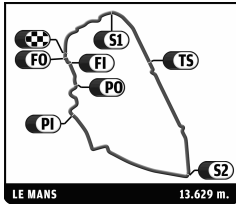
Event maximum speed

| Team | Car | Class | Driver | Top Speed | Lap | Session |
|------------------------------|----------------------------|-----------|---------------------|-----------|-----|-------------------------------|
| 8 Toyota Racing | Toyota TS 030 - Hybrid | LMP1 | Anthony Davidson | 335.2 | 14 | Qualifying Practice Session 2 |
| 7 Toyota Racing | Toyota TS 030 - Hybrid | LMP1 | Alexander Wurz | 332.1 | 5 | Free Practice |
| 4 Audi Sport North America | Audi R18 Ultra | LMP1 | Marco Bonanomi | 331.1 | 9 | Qualifying Practice Session 1 |
| 3 Audi Sport Team Joest | Audi R18 Ultra | LMP1 | Marc Gené | 330.1 | 3 | Qualifying Practice Session 1 |
| 1 Audi Sport Team Joest | Audi R18 e-tron quattro | LMP1 | Marcel Fässler | 326.1 | 13 | Qualifying Practice Session 2 |
| 2 Audi Sport Team Joest | Audi R18 e-tron quattro | LMP1 | Allan McNish | 325.2 | 17 | Qualifying Practice Session 1 |
| 21 Strakka Racing | HPD ARX 03a - Honda | LMP1 | Jonny Kane | 320.4 | 19 | Qualifying Practice Session 1 |
| 22 JRM | HPD ARX 03a - Honda | LMP1 | Peter Dumbreck | 319.5 | 5 | Qualifying Practice Session 1 |
| 17 Pescarolo Team | Dome - Judd | LMP1 | Nicolas Minassian | 318.5 | 43 | Free Practice |
| 12 Rebellion Racing | Lola B12/60 Coupe - Toyota | LMP1 | Neel Jani | 314.9 | 8 | Qualifying Practice Session 1 |
| 13 Rebellion Racing | Lola B12/60 Coupe - Toyota | LMP1 | Andrea Belicchi | 314.9 | 4 | Qualifying Practice Session 1 |
| 15 Oak Racing | Oak Pescarolo - Judd | LMP1 | Franck Montagny | 314.9 | 31 | Free Practice |
| 16 Pescarolo Team | Pescarolo 03 - Judd | LMP1 | Emmanuel Collard | 310.4 | 16 | Qualifying Practice Session 2 |
| 0 Highcroft Racing | Delta Wing Nissan | CDNT | Michael Krumm | 309.5 | 3 | Qualifying Practice Session 1 |
| 24 Oak Racing | Morgan - Judd | LMP2 | Olivier Pla | 308.6 | 19 | Qualifying Practice Session 1 |
| 35 Oak Racing | Morgan - Nissan | LMP2 | Maxime Martin | 306.9 | 22 | Free Practice |
| 25 ADR-Delta | Oreca 03 - Nissan | LMP2 | Jan Charouz | 303.5 | 3 | Qualifying Practice Session 1 |
| 33 Level 5 Motorsport | HPD ARX 03b - Honda | LMP2 | Christophe Bouchut | 303.5 | 33 | Free Practice |
| 46 Thiriet By TDS Racing | Oreca 03 - Nissan | LMP2 | Mathias Beche | 302.7 | 25 | Free Practice |
| 49 Pecom Racing | Oreca 03 - Nissan | LMP2 | Luis Perez Companc | 302.7 | 17 | Qualifying Practice Session 1 |
| 31 Lotus | Lola B12/80 Coupe - Lotus | LMP2 | Luca Moro | 301.8 | 43 | Free Practice |
| 40 Race Performance | Oreca 03 - Judd | LMP2 | Michel Frey | 301.8 | 12 | Free Practice |
| 48 Murphy Prototypes | Oreca 03 - Nissan | LMP2 | Warren Hughes | 301.8 | 5 | Qualifying Practice Session 1 |
| 26 Signatech Nissan | Oreca 03 - Nissan | LMP2 | Nelson Panciatici | 301.0 | 2 | Qualifying Practice Session 1 |
| 28 Gulf Racing Middle East | Lola B12/80 Coupe - Nissan | LMP2 | Stefan Johansson | 301.0 | 23 | Free Practice |
| 44 Starworks Motorsport | HPD ARX 03b - Honda | LMP2 | Ryan Dalziel | 301.0 | 8 | Free Practice |
| 42 Greaves Motorsport | Zytek Z11SN - Nissan | LMP2 | Alex Brundle | 300.2 | 5 | Free Practice |
| 45 Boutsen Ginion Racing | Oreca 03 - Nissan | LMP2 | Shinji Nakano | 300.2 | 4 | Qualifying Practice Session 1 |
| 23 Signatech Nissan | Oreca 03 - Nissan | LMP2 | Franck Mailleux | 299.3 | 20 | Qualifying Practice Session 2 |
| 38 Jota | Zytek Z11SN - Nissan | LMP2 | Simon Dolan | 299.3 | 23 | Free Practice |
| 41 Greaves Motorsport | Zytek Z11SN - Nissan | LMP2 | Ricardo Gonzalez | 298.5 | 22 | Free Practice |
| 29 Gulf Racing Middle East | Lola B12/80 Coupe - Nissan | LMP2 | Keiko Ihara | 297.7 | 27 | Free Practice |
| 30 Status Grand Prix | Lola - Judd | LMP2 | Alexander Sims | 297.7 | 6 | Free Practice |
| 43 Extreme Limit Aric | Norma MP 2000 - Judd | LMP2 | Philippe Thirion | 296.9 | 4 | Qualifying Practice Session 1 |
| 71 AF Corse | Ferrari 458 Italia | LMGTE Pro | Andrea Bertolini | 296.1 | 18 | Free Practice |
| 51 AF Corse | Ferrari 458 Italia | LMGTE Pro | Toni Vilander | 292.1 | 18 | Free Practice |
| 59 Luxury Racing | Ferrari 458 Italia | LMGTE Pro | Frédéric Makowiecki | 292.1 | 3 | Free Practice |
| 67 Imsa Performance Matmut | Porsche 911 RSR (997) | LMGTE Am | Nicolas Armindo | 291.4 | 2 | Qualifying Practice Session 1 |
| 66 JMW Motorsport | Ferrari 458 Italia | LMGTE Pro | James Walker | 290.6 | 12 | Qualifying Practice Session 1 |
| 73 Corvette Racing | Chevrolet Corvette C6 ZR1 | LMGTE Pro | Jan Magnussen | 290.6 | 4 | Qualifying Practice Session 1 |
| 74 Corvette Racing | Chevrolet Corvette C6 ZR1 | LMGTE Pro | Oliver Gavin | 290.6 | 3 | Qualifying Practice Session 1 |
| 77 Team Felbermayr-Proton | Porsche 911 RSR (997) | LMGTE Pro | Marc Lieb | 290.6 | 8 | Qualifying Practice Session 1 |
| 79 Flying Lizard Motorsports | Porsche 911 RSR (997) | LMGTE Am | Spencer Pumpelly | 290.6 | 9 | Free Practice |
| 88 Team Felbermayr-Proton | Porsche 911 RSR (997) | LMGTE Am | Paolo Ruberti | 290.6 | 9 | Qualifying Practice Session 1 |
| 57 Krohn Racing | Ferrari 458 Italia | LMGTE Am | Niclas Jonsson | 289.8 | 13 | Qualifying Practice Session 1 |
| 75 Prospeed Competition | Porsche 911 RSR (997) | LMGTE Am | Sean Edwards | 289.8 | 19 | Qualifying Practice Session 1 |
| 81 AF Corse | Ferrari 458 Italia | LMGTE Am | Nicola Cadei | 289.8 | 7 | Free Practice |
| 80 Flying Lizard Motorsports | Porsche 911 RSR (997) | LMGTE Pro | Marco Holzer | 289.0 | 7 | Qualifying Practice Session 1 |
| 58 Luxury Racing | Ferrari 458 Italia | LMGTE Am | Gunnar Jeannette | 289.0 | 23 | Qualifying Practice Session 2 |
| 99 Aston Martin Racing | Aston Martin Vantage V8 | LMGTE Am | Kristian Poulsen | 289.0 | 5 | Qualifying Practice Session 1 |
| 97 Aston Martin Racing | Aston Martin Vantage V8 | LMGTE Pro | Darren Turner | 288.3 | 33 | Free Practice |
| 55 JWA-Avila | Porsche 911 RSR (997) | LMGTE Am | Joël Camathias | 288.3 | 9 | Qualifying Practice Session 1 |
| 61 AF Corse-Waltrip | Ferrari 458 Italia | LMGTE Am | Brian Vickers | 288.3 | 7 | Qualifying Practice Session 1 |
| 83 JMB Racing | Ferrari 458 Italia | LMGTE Am | Manuel Rodrigues | 288.3 | 24 | Qualifying Practice Session 2 |
| 50 Larbre Competition | Chevrolet Corvette C6 ZR1 | LMGTE Am | Pedro Lamy | 286.8 | 17 | Free Practice |
| 70 Larbre Competition | Chevrolet Corvette C6 ZR1 | LMGTE Am | Christophe Bourret | 285.3 | 26 | Free Practice |



24 HEURES DU MANS

16-17 JUIN 2012



FIA WEC

80^e Edition des 24 Heures du Mans

Qualifying Practice Session 2

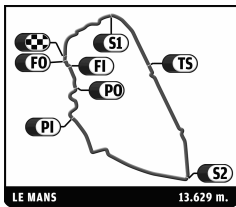
Fastest Lap Sequence

| Practice Time | Team | Car | Class | Driver | Time | Kph | Lap |
|---------------|----------------------------|-------------------------|-------|-------------------|-----------------|-------|-----|
| 7:47.771 | 46 Thiriet By TDS Racing | Oreca 03 - Nissan | LMP2 | Mathias Beche | 3:45.294 | 217.8 | 2 |
| 7:49.842 | 8 Toyota Racing | Toyota TS 030 - Hybrid | LMP1 | Stéphane Sarrazin | 3:36.502 | 226.6 | 2 |
| 11:22.486 | 8 Toyota Racing | Toyota TS 030 - Hybrid | LMP1 | Stéphane Sarrazin | 3:32.644 | 230.7 | 3 |
| 14:52.119 | 8 Toyota Racing | Toyota TS 030 - Hybrid | LMP1 | Stéphane Sarrazin | 3:29.633 | 234.0 | 4 |
| 16:27.705 | 4 Audi Sport North America | Audi R18 Ultra | LMP1 | Mike Rockenfeller | 3:28.024 | 235.9 | 3 |
| 18:25.143 | 7 Toyota Racing | Toyota TS 030 - Hybrid | LMP1 | Kazuki Nakajima | 3:27.800 | 236.1 | 4 |
| 23:41.052 | 3 Audi Sport Team Joest | Audi R18 Ultra | LMP1 | Romain Dumas | 3:27.422 | 236.5 | 5 |
| 30:34.459 | 3 Audi Sport Team Joest | Audi R18 Ultra | LMP1 | Romain Dumas | 3:25.858 | 238.3 | 7 |
| 36:19.048 | 1 Audi Sport Team Joest | Audi R18 e-tron quattro | LMP1 | André Lotterer | 3:24.997 | 239.3 | 4 |
| 1:31:20.872 | 3 Audi Sport Team Joest | Audi R18 Ultra | LMP1 | Loic Duval | 3:24.078 | 240.4 | 9 |



24 HEURES DU MANS

16-17 JUN 2012



FIA WEC

80^e Edition des 24 Heures du Mans

Qualifying Practice Session 2

Sector Analysis

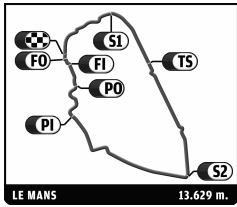
■ Personal Best ■ Session Best B Crossing the finish line in pit lane

| Lap | D | Time | Sector 1 | Sector 2 | Sector 3 | T6 | T7 | Porsche | Ford | T. Spd | Hour | Elapsed | |
|----------|---|--------------------|--|-----------------|-----------------|--------------------|-------|---------|-------|--------|-------|---------------------------------|--|
| 0 | | | Highcroft Racing | | | | | | | | | Delta Wing Nissan CDNT | |
| | | | 1.Marino Franchitti 2.Michael Krumm | | | 3.Satoshi Motoyama | | | | | | | |
| 1 | 2 | 4:26.268 B | 53.362 | 1:35.557 | 1:57.349 | | | 20.301 | | 271.1 | 19:04 | 4:26.268 | |
| 2 | 2 | 20:45.232 | ... | 1:31.584 | 1:48.299 | 3.686 | | 20.818 | 7.279 | 292.9 | 19:25 | 25:11.500 | |
| 3 | 2 | 3:50.932 | 36.447 | 1:28.719 | 1:45.766 | 3.741 | 4.180 | 19.176 | 6.927 | 296.9 | 19:29 | 29:02.432 | |
| 4 | 2 | 3:51.748 | 36.680 | 1:29.691 | 1:45.377 | 3.763 | 4.177 | 19.246 | 6.851 | 295.3 | 19:32 | 32:54.180 | |
| 5 | 2 | 3:48.142 | 35.768 | 1:28.258 | 1:44.116 | 3.604 | 4.180 | 18.740 | 6.670 | 297.7 | 19:36 | 36:42.322 | |
| 6 | 2 | 3:49.349 | 36.563 | 1:28.621 | 1:44.165 | 3.681 | 4.127 | 18.628 | 6.658 | 295.3 | 19:40 | 40:31.671 | |
| 7 | 2 | 3:56.985 B | 35.599 | 1:27.827 | 1:53.559 | | 4.137 | 18.573 | | 297.7 | 19:44 | 44:28.656 | |
| 8 | 1 | 9:25.632 | 6:07.664 | 1:29.977 | 1:47.991 | 3.671 | | 19.790 | 7.149 | 286.0 | 19:53 | 53:54.288 | |
| 9 | 1 | 3:49.645 | 36.846 | 1:28.487 | 1:44.312 | 3.714 | 4.188 | 18.880 | 6.622 | 298.5 | 19:57 | 57:43.933 | |
| 10 | 1 | 3:53.198 | 36.542 | 1:30.515 | 1:46.141 | 3.790 | 4.172 | 18.690 | 6.818 | 301.0 | 20:01 | 1:01:37.131 | |
| 11 | 1 | 3:48.926 | 36.194 | 1:28.755 | 1:43.977 | 3.651 | 4.200 | 18.505 | 6.561 | 301.8 | 20:05 | 1:05:26.057 | |
| 12 | 1 | 4:00.283 B | 36.411 | 1:30.520 | 1:53.352 | | 4.155 | 19.233 | | 295.3 | 20:09 | 1:09:26.340 | |
| 13 | 1 | 35:16.500 | ... | 1:32.331 | 1:50.239 | 3.733 | | 20.643 | 7.056 | 292.1 | 20:44 | 1:44:42.840 | |
| 14 | 1 | 3:50.425 | 36.253 | 1:28.428 | 1:45.744 | 3.710 | 4.174 | 18.969 | 6.791 | 294.5 | 20:48 | 1:48:33.265 | |
| 15 | 1 | 3:49.996 | 35.774 | 1:29.131 | 1:45.091 | 3.772 | 4.176 | 18.577 | 6.764 | 292.1 | 20:52 | 1:52:23.261 | |
| 16 | 1 | 3:50.070 | 36.144 | 1:29.062 | 1:44.864 | 3.648 | 4.200 | 18.935 | 6.631 | 293.7 | 20:56 | 1:56:13.331 | |
| 17 | 1 | 3:55.748 | 39.071 | 1:29.511 | 1:47.166 | 3.727 | 5.081 | 19.417 | 6.901 | 295.3 | 21:00 | 2:00:09.079 | |
| 1 | | | Audi Sport Team Joest | | | | | | | | | Audi R18 e-tron quattro LMP1 | |
| | | | 1.Marcel Fässler 2.André Lotterer | | | 3.Benoit Treluyer | | | | | | | |
| 1 | 2 | 19:47.131 B | ... | 1:26.457 | 2:01.693 | | | 17.398 | | 312.2 | 19:19 | 19:47.131 | |
| 2 | 2 | 9:40.823 | 6:43.263 | 1:23.461 | 1:34.099 | 3.208 | | 16.487 | 5.570 | 316.7 | 19:29 | 29:27.954 | |
| 3 | 2 | 3:26.097 | 32.387 | 1:20.340 | 1:33.370 | 3.318 | 3.798 | 15.927 | 5.863 | 320.4 | 19:32 | 32:54.051 | |
| 4 | 2 | 3:24.997 | 32.017 | 1:19.741 | 1:33.239 | 3.277 | 3.801 | 16.334 | 5.472 | 321.4 | 19:36 | 36:19.048 | |
| 5 | 2 | 3:26.063 | 33.529 | 1:19.685 | 1:32.849 | 3.220 | 3.800 | 15.607 | 5.650 | 320.4 | 19:39 | 39:45.111 | |
| 6 | 2 | 3:33.948 B | 32.726 | 1:19.681 | 1:41.541 | | 3.744 | 15.750 | | 321.4 | 19:43 | 43:19.059 | |
| 7 | 1 | 6:27.712 | 3:28.050 | 1:23.577 | 1:36.085 | 3.302 | | 16.646 | 5.779 | 318.5 | 19:49 | 49:46.771 | |
| 8 | 1 | 3:28.453 | 32.560 | 1:20.775 | 1:35.118 | 3.282 | 3.803 | 16.643 | 5.739 | 321.4 | 19:53 | 53:15.224 | |
| 9 | 1 | 3:26.839 | 32.591 | 1:20.585 | 1:33.663 | 3.365 | 3.752 | 15.880 | 5.586 | 323.3 | 19:56 | 56:42.063 | |
| 10 | 1 | 3:26.894 | 32.353 | 1:20.224 | 1:34.317 | 3.640 | 3.796 | 15.782 | 5.875 | 321.4 | 20:00 | 1:00:08.957 | |
| 11 | 1 | 3:34.707 B | 32.790 | 1:20.245 | 1:41.672 | | 3.824 | 16.367 | | 322.3 | 20:03 | 1:03:43.664 | |
| 12 | 1 | 8:43.878 | 5:45.027 | 1:20.920 | 1:37.931 | 3.206 | | 18.181 | 7.056 | 323.3 | 20:12 | 1:12:27.542 | |
| 13 | 1 | 3:30.253 | 32.442 | 1:19.928 | 1:37.883 | 3.230 | 3.751 | 19.226 | 5.826 | 326.1 | 20:15 | 1:15:57.795 | |
| 14 | 1 | 3:27.105 | 33.099 | 1:19.717 | 1:34.289 | 3.211 | 3.756 | 16.681 | 5.766 | 321.4 | 20:19 | 1:19:24.900 | |
| 15 | 1 | 3:43.350 B | 33.104 | 1:21.713 | 1:48.533 | | 3.747 | 17.936 | | 324.2 | 20:23 | 1:23:08.250 | |
| 16 | 3 | 9:16.780 | 6:13.229 | 1:24.652 | 1:38.899 | 3.287 | | 18.191 | 6.121 | 315.8 | 20:32 | 1:32:25.030 | |
| 17 | 3 | 3:30.437 | 33.173 | 1:21.872 | 1:35.392 | 3.187 | 3.804 | 16.690 | 5.783 | 320.4 | 20:35 | 1:35:55.467 | |
| 18 | 3 | 3:27.841 | 32.428 | 1:20.841 | 1:34.572 | 3.131 | 3.768 | 16.814 | 5.522 | 322.3 | 20:39 | 1:39:23.308 | |
| 19 | 3 | 3:29.938 | 32.442 | 1:20.907 | 1:36.589 | 3.179 | 3.742 | 18.712 | 5.641 | 321.4 | 20:42 | 1:42:53.246 | |
| 20 | 3 | 3:26.998 | 32.463 | 1:20.922 | 1:33.613 | 3.153 | 3.751 | 16.169 | 5.545 | 323.3 | 20:46 | 1:46:20.244 | |
| 21 | 3 | 3:29.049 | 32.568 | 1:20.723 | 1:35.758 | 3.265 | 3.721 | 17.333 | 5.651 | 323.3 | 20:49 | 1:49:49.293 | |
| 22 | 3 | 3:28.511 | 32.890 | 1:21.712 | 1:33.909 | 3.391 | 3.763 | 16.101 | 5.477 | 322.3 | 20:53 | 1:53:17.804 | |
| 23 | 3 | 3:28.999 | 32.636 | 1:20.546 | 1:35.817 | 3.223 | 3.821 | 16.749 | 5.635 | 325.2 | 20:56 | 1:56:46.803 | |
| 24 | 3 | 3:30.947 | 33.580 | 1:21.670 | 1:35.697 | 3.145 | 3.756 | 17.894 | 5.544 | 320.4 | 21:00 | 2:00:17.750 | |
| 2 | | | Audi Sport Team Joest | | | | | | | | | Audi R18 e-tron quattro LMP1 | |
| | | | 1.Dindo Capello 2.Tom Kristensen | | | 3.Allan McNish | | | | | | | |
| 1 | 3 | 3:58.289 B | 48.620 | 1:24.994 | 1:44.675 | | | 17.092 | | 314.9 | 19:03 | 3:58.289 | |
| 2 | 3 | 11:54.992 | 8:53.464 | 1:24.116 | 1:37.412 | 3.387 | | 16.866 | 6.151 | 314.9 | 19:15 | 15:53.281 | |
| 3 | 3 | 3:30.349 | 33.458 | 1:22.194 | 1:34.697 | 3.435 | 3.842 | 16.485 | 5.840 | 317.6 | 19:19 | 19:23.630 | |
| 4 | 3 | 3:28.802 | 32.968 | 1:21.016 | 1:34.818 | 3.368 | 3.824 | 16.305 | 6.155 | 321.4 | 19:22 | 22:52.432 | |
| 5 | 3 | 3:29.789 | 33.295 | 1:21.479 | 1:35.015 | 3.295 | 3.768 | 16.397 | 6.038 | 318.5 | 19:26 | 26:22.221 | |
| 6 | 3 | 3:32.994 | 33.664 | 1:21.401 | 1:37.929 | 3.301 | 3.752 | 17.182 | 7.194 | 317.6 | 19:29 | 29:55.215 | |



24 HEURES DU MANS

16-17 JUIN 2012



FIA WEC

80^e Edition des 24 Heures du Mans

Qualifying Practice Session 2

Sector Analysis

■ Personal Best ■ Session Best B Crossing the finish line in pit lane

| Lap | D | Time | Sector 1 | Sector 2 | Sector 3 | T6 | T7 | Porsche | Ford | T. Spd | Hour | Elapsed |
|-----|---|-----------------|---------------|-----------------|-----------------|-------|-------|---------|-------|--------|-------|-------------|
| 7 | 3 | 3:28.885 | 33.043 | 1:20.882 | 1:34.960 | 3.259 | 3.717 | 16.823 | 5.840 | 319.5 | 19:33 | 33:24.100 |
| 8 | 3 | 3:30.414 | 33.545 | 1:20.675 | 1:36.194 | 3.269 | 3.761 | 18.083 | 6.060 | 321.4 | 19:36 | 36:54.514 |
| 9 | 3 | 3:31.094 | 33.273 | 1:21.920 | 1:35.901 | 3.329 | 3.743 | 16.310 | 6.792 | 319.5 | 19:40 | 40:25.608 |
| 10 | 3 | 3:26.350 | 32.467 | 1:20.467 | 1:33.416 | 3.248 | 3.748 | 15.825 | 5.679 | 317.6 | 19:43 | 43:51.958 |
| 11 | 3 | 3:26.038 | 32.325 | 1:20.315 | 1:33.398 | 3.312 | 3.733 | 15.816 | 5.684 | 320.4 | 19:47 | 47:17.996 |
| 12 | 3 | 3:49.417 B | 32.737 | 1:21.258 | 1:55.422 | | 3.794 | 17.905 | | 322.3 | 19:51 | 51:07.413 |
| 13 | 1 | 10:29.769 | 7:25.797 | 1:25.235 | 1:38.737 | 3.454 | | 17.752 | 6.631 | 306.1 | 20:01 | 1:01:37.182 |
| 14 | 1 | 3:32.638 | 33.341 | 1:21.886 | 1:37.411 | 3.265 | 3.811 | 18.330 | 5.932 | 318.5 | 20:05 | 1:05:09.820 |
| 15 | 1 | 3:30.513 | 32.938 | 1:22.203 | 1:35.372 | 3.356 | 3.792 | 16.706 | 5.874 | 298.5 | 20:08 | 1:08:40.333 |
| 16 | 1 | 3:33.456 | 32.892 | 1:22.466 | 1:38.098 | 3.244 | 3.776 | 17.999 | 6.145 | 321.4 | 20:12 | 1:12:13.789 |
| 17 | 1 | 3:33.328 | 33.493 | 1:22.954 | 1:36.881 | 3.439 | 3.736 | 17.426 | 6.232 | 320.4 | 20:15 | 1:15:47.117 |
| 18 | 1 | 3:29.958 | 32.703 | 1:22.019 | 1:35.236 | 3.214 | 3.745 | 16.807 | 5.838 | 321.4 | 20:19 | 1:19:17.075 |
| 19 | 1 | 3:30.758 | 32.647 | 1:21.028 | 1:37.083 | 3.232 | 3.765 | 18.105 | 6.283 | 319.5 | 20:22 | 1:22:47.833 |
| 20 | 1 | 3:31.683 | 32.817 | 1:21.196 | 1:37.670 | 3.359 | 3.747 | 18.832 | 6.181 | 318.5 | 20:26 | 1:26:19.516 |
| 21 | 1 | 3:30.357 | 32.969 | 1:21.804 | 1:35.584 | 3.320 | 3.808 | 16.739 | 6.025 | 320.4 | 20:29 | 1:29:49.873 |
| 22 | 1 | 3:31.437 | 33.101 | 1:21.720 | 1:36.616 | 3.396 | 3.767 | 17.063 | 6.054 | 318.5 | 20:33 | 1:33:21.310 |
| 23 | 1 | 3:36.118 | 32.797 | 1:21.494 | 1:41.827 | 3.354 | 3.785 | 19.663 | 6.918 | 320.4 | 20:36 | 1:36:57.428 |
| 24 | 1 | 3:42.005 B | 33.098 | 1:22.250 | 1:46.657 | | 3.771 | 18.044 | | 296.1 | 20:40 | 1:40:39.433 |
| 25 | 2 | 5:30.988 | 2:27.040 | 1:23.950 | 1:39.998 | 3.413 | | 19.644 | 6.091 | 316.7 | 20:46 | 1:46:10.421 |
| 26 | 2 | 3:30.969 | 33.035 | 1:21.330 | 1:36.604 | 3.408 | 3.832 | 17.688 | 5.819 | 320.4 | 20:49 | 1:49:41.390 |
| 27 | 2 | 3:31.294 | 33.463 | 1:21.871 | 1:35.960 | 3.354 | 3.797 | 17.018 | 5.852 | 318.5 | 20:53 | 1:53:12.684 |
| 28 | 2 | 3:38.464 | 34.737 | 1:22.912 | 1:40.815 | 3.602 | 3.765 | 18.685 | 6.351 | 321.4 | 20:56 | 1:56:51.148 |
| 29 | 2 | 3:31.103 | 33.830 | 1:21.628 | 1:35.645 | 3.314 | 3.862 | 16.669 | 5.831 | 322.3 | 21:00 | 2:00:22.251 |

3

Audi Sport Team Joest

- 1. Romain Dumas
- 2. Loic Duval

3. Marc Gené

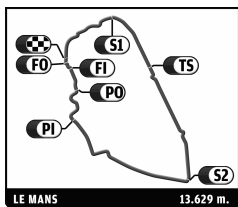
Audi R18 Ultra
LMP1

| | | | | | | | | | | | | |
|----|---|------------|----------|-----------------|----------|-------|-------|--------|-------|-------|-------|-------------|
| 1 | 1 | 3:57.071 B | 42.895 | 1:26.691 | 1:47.485 | | | 17.604 | | 288.3 | 19:03 | 3:57.071 |
| 2 | 1 | 9:14.539 | 6:11.679 | 1:24.016 | 1:38.844 | 3.430 | | 18.047 | 7.442 | 318.5 | 19:13 | 13:11.610 |
| 3 | 1 | 3:28.469 | 32.687 | 1:21.668 | 1:34.114 | 3.306 | 3.847 | 15.949 | 5.928 | 325.2 | 19:16 | 16:40.079 |
| 4 | 1 | 3:33.551 | 33.818 | 1:24.317 | 1:35.416 | 3.347 | 3.813 | 15.923 | 5.919 | 320.4 | 19:20 | 20:13.630 |
| 5 | 1 | 3:27.422 | 32.462 | 1:20.912 | 1:34.048 | 3.466 | 3.815 | 15.767 | 5.685 | 322.3 | 19:23 | 23:41.052 |
| 6 | 1 | 3:27.549 | 32.309 | 1:21.754 | 1:33.486 | 3.373 | 3.839 | 15.673 | 5.671 | 323.3 | 19:27 | 27:08.601 |
| 7 | 1 | 3:25.858 | 32.491 | 1:20.279 | 1:33.088 | 3.375 | 3.824 | 15.551 | 5.717 | 321.4 | 19:30 | 30:34.459 |
| 8 | 1 | 3:38.408 B | 34.853 | 1:20.545 | 1:43.010 | | 3.802 | 17.478 | | 321.4 | 19:34 | 34:12.867 |
| 9 | 1 | 4:52.800 | 1:53.809 | 1:21.624 | 1:37.367 | 3.386 | | 16.670 | 6.987 | 319.5 | 19:39 | 39:05.667 |
| 10 | 1 | 3:25.719 | 32.518 | 1:20.090 | 1:33.111 | 3.319 | 3.838 | 15.759 | 5.573 | 320.4 | 19:42 | 42:31.386 |
| 11 | 1 | 3:29.270 | 32.524 | 1:19.867 | 1:36.879 | 3.240 | 3.793 | 17.004 | 5.821 | 320.4 | 19:46 | 46:00.656 |
| 12 | 1 | 3:26.544 | 32.419 | 1:20.107 | 1:34.018 | 3.320 | 3.759 | 15.715 | 5.676 | 322.3 | 19:49 | 49:27.200 |
| 13 | 1 | 3:29.591 | 32.168 | 1:22.038 | 1:35.385 | 3.375 | 3.797 | 17.209 | 5.577 | 324.2 | 19:52 | 52:56.791 |
| 14 | 1 | 3:34.872 B | 32.222 | 1:20.023 | 1:42.627 | | 3.827 | 15.839 | | 322.3 | 19:56 | 56:31.663 |
| 15 | 2 | 5:20.527 | 2:20.543 | 1:22.589 | 1:37.395 | 3.316 | | 17.457 | 5.787 | 318.5 | 20:01 | 1:01:52.190 |
| 16 | 2 | 3:34.157 | 37.904 | 1:21.395 | 1:34.858 | 3.382 | 3.808 | 16.119 | 5.715 | 321.4 | 20:05 | 1:05:26.347 |
| 17 | 2 | 3:27.068 | 33.002 | 1:20.757 | 1:33.309 | 3.454 | 3.835 | 15.577 | 5.429 | 326.1 | 20:08 | 1:08:53.415 |
| 18 | 2 | 3:33.525 | 34.359 | 1:20.341 | 1:38.825 | 3.345 | 3.884 | 18.652 | 7.087 | 322.3 | 20:12 | 1:12:26.940 |
| 19 | 2 | 3:28.173 | 32.379 | 1:20.215 | 1:35.579 | 3.245 | 3.829 | 17.026 | 5.749 | 324.2 | 20:15 | 1:15:55.113 |
| 20 | 2 | 3:29.074 | 33.206 | 1:21.448 | 1:34.420 | 3.273 | 3.803 | 16.896 | 5.578 | 321.4 | 20:19 | 1:19:24.187 |
| 21 | 2 | 3:43.217 B | 33.505 | 1:21.514 | 1:48.198 | | 3.794 | 17.984 | | 322.3 | 20:23 | 1:23:07.404 |
| 22 | 2 | 4:49.390 | 1:53.505 | 1:20.823 | 1:35.062 | 3.238 | | 16.519 | 5.731 | 322.3 | 20:27 | 1:27:56.794 |
| 23 | 2 | 3:24.078 | 31.859 | 1:19.906 | 1:32.313 | 3.282 | 3.769 | 15.397 | 5.402 | 325.2 | 20:31 | 1:31:20.872 |
| 24 | 2 | 3:54.633 B | 33.299 | 1:20.549 | 2:00.785 | | 3.783 | 21.192 | | 322.3 | 20:35 | 1:35:15.505 |
| 25 | 3 | 5:49.892 | 2:46.328 | 1:25.554 | 1:38.010 | 3.463 | | 17.190 | 6.143 | 319.5 | 20:41 | 1:41:05.397 |
| 26 | 3 | 3:33.893 | 32.908 | 1:21.887 | 1:39.098 | 3.361 | 3.874 | 18.801 | 6.214 | 323.3 | 20:44 | 1:44:39.290 |
| 27 | 3 | 3:31.097 | 32.571 | 1:21.197 | 1:37.329 | 3.378 | 3.840 | 18.313 | 5.780 | 322.3 | 20:48 | 1:48:10.387 |
| 28 | 3 | 3:30.522 | 32.604 | 1:21.254 | 1:36.664 | 3.341 | 3.842 | 17.598 | 5.854 | 322.3 | 20:51 | 1:51:40.909 |
| 29 | 3 | 3:29.483 | 32.714 | 1:21.553 | 1:35.216 | 3.387 | 3.824 | 16.393 | 5.741 | 324.2 | 20:55 | 1:55:10.392 |
| 30 | 3 | 3:28.297 | 32.714 | 1:20.742 | 1:34.841 | 3.388 | 3.838 | 16.316 | 5.717 | 321.4 | 20:58 | 1:58:38.689 |
| 31 | 3 | 3:28.070 | 32.553 | 1:20.480 | 1:35.037 | 3.412 | 3.836 | 16.215 | 5.659 | 321.4 | 21:02 | 2:02:06.759 |



24 HEURES DU MANS

16-17 JUIN 2012



FIA WEC 80^e Edition des 24 Heures du Mans Qualifying Practice Session 2

Sector Analysis

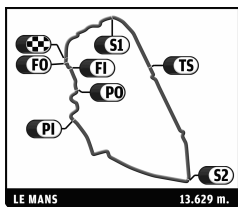
■ Personal Best ■ Session Best B Crossing the finish line in pit lane

| Lap | D | Time | Sector 1 | Sector 2 | Sector 3 | T6 | T7 | Porsche | Ford | T. Spd | Hour | Elapsed | |
|----------|---|---|---------------|---------------------|-----------------|-------|-------|---------|-------|--------|-------|-------------|--|
| 4 | | Audi Sport North America Audi R18 Ultra LMP1 | | | | | | | | | | | |
| | | 1.Marco Bonanomi | | 3.Mike Rockenfeller | | | | | | | | | |
| | | 2.Oliver Jarvis | | | | | | | | | | | |
| 1 | 3 | 3:56.184 B | 42.027 | 1:27.290 | 1:46.867 | | | 17.434 | | 260.1 | 19:03 | 3:56.184 | |
| 2 | 3 | 9:03.497 | 6:02.445 | 1:23.487 | 1:37.565 | 3.366 | | 17.865 | 5.906 | 317.6 | 19:12 | 12:59.681 | |
| 3 | 3 | 3:28.024 | 32.676 | 1:20.950 | 1:34.398 | 3.366 | 3.834 | 16.296 | 5.745 | 319.5 | 19:16 | 16:27.705 | |
| 4 | 3 | 3:32.106 | 33.536 | 1:23.061 | 1:35.509 | 3.306 | 3.816 | 16.521 | 5.838 | 320.4 | 19:19 | 19:59.811 | |
| 5 | 3 | 3:29.437 | 32.343 | 1:20.725 | 1:36.369 | 3.333 | 3.808 | 17.689 | 5.978 | 319.5 | 19:23 | 23:29.248 | |
| 6 | 3 | 3:29.029 | 32.250 | 1:21.611 | 1:35.168 | 3.326 | 3.801 | 17.019 | 5.785 | 314.9 | 19:26 | 26:58.277 | |
| 7 | 3 | 3:44.307 B | 32.209 | 1:21.116 | 1:50.982 | 3.799 | | 18.821 | | 319.5 | 19:30 | 30:42.584 | |
| 8 | 1 | 8:43.041 | 5:43.180 | 1:23.292 | 1:36.569 | 3.375 | | 17.285 | 5.723 | 317.6 | 19:39 | 39:25.625 | |
| 9 | 1 | 3:28.954 | 32.627 | 1:21.045 | 1:35.282 | 3.453 | 3.843 | 17.233 | 5.566 | 321.4 | 19:42 | 42:54.579 | |
| 10 | 1 | 3:30.451 | 32.465 | 1:21.314 | 1:36.672 | 3.640 | 3.855 | 16.881 | 5.733 | 323.3 | 19:46 | 46:25.030 | |
| 11 | 1 | 3:29.276 | 32.907 | 1:21.177 | 1:35.192 | 3.354 | 3.903 | 16.300 | 5.725 | 320.4 | 19:49 | 49:54.306 | |
| 12 | 1 | 3:30.669 | 33.659 | 1:21.010 | 1:36.000 | 3.363 | 3.823 | 16.361 | 5.789 | 320.4 | 19:53 | 53:24.975 | |
| 13 | 1 | 3:29.841 | 33.287 | 1:20.390 | 1:36.164 | 3.310 | 3.817 | 16.930 | 5.954 | 322.3 | 19:56 | 56:54.816 | |
| 14 | 1 | 3:26.918 | 32.532 | 1:20.392 | 1:33.994 | 3.408 | 3.820 | 15.934 | 5.604 | 322.3 | 20:00 | 1:00:21.734 | |
| 15 | 1 | 3:33.392 | 32.561 | 1:22.608 | 1:38.223 | 3.314 | 3.851 | 19.584 | 5.656 | 323.3 | 20:03 | 1:03:55.126 | |
| 16 | 1 | 3:30.107 | 32.341 | 1:21.626 | 1:36.140 | 3.297 | 3.799 | 17.680 | 5.636 | 322.3 | 20:07 | 1:07:25.233 | |
| 17 | 1 | 3:26.420 | 32.415 | 1:20.561 | 1:33.444 | 3.376 | 3.798 | 15.727 | 5.525 | 325.2 | 20:10 | 1:10:51.653 | |
| 18 | 1 | 3:27.604 | 32.564 | 1:21.564 | 1:33.476 | 3.296 | 3.810 | 15.708 | 5.511 | 321.4 | 20:14 | 1:14:19.257 | |
| 19 | 1 | 3:37.267 B | 32.794 | 1:20.643 | 1:43.830 | | 3.789 | 16.347 | | 324.2 | 20:17 | 1:17:56.524 | |
| 20 | 2 | 6:38.278 | 3:39.286 | 1:22.818 | 1:36.174 | 3.448 | | 16.751 | 6.125 | 319.5 | 20:24 | 1:24:34.802 | |
| 21 | 2 | 3:30.381 | 32.993 | 1:21.094 | 1:36.294 | 3.399 | 3.872 | 17.403 | 5.750 | 320.4 | 20:28 | 1:28:05.183 | |
| 22 | 2 | 3:30.824 | 32.731 | 1:21.652 | 1:36.441 | 4.318 | 3.858 | 16.380 | 5.927 | 324.2 | 20:31 | 1:31:36.007 | |
| 23 | 2 | 3:29.862 | 33.127 | 1:20.914 | 1:35.821 | 3.504 | 4.096 | 16.423 | 6.411 | 320.4 | 20:35 | 1:35:05.869 | |
| 24 | 2 | 3:28.287 | 32.714 | 1:21.110 | 1:34.463 | 3.473 | 3.872 | 16.202 | 5.602 | 322.3 | 20:38 | 1:38:34.156 | |
| 25 | 2 | 3:30.233 | 32.791 | 1:20.466 | 1:36.976 | 3.363 | 3.865 | 18.226 | 5.904 | 322.3 | 20:42 | 1:42:04.389 | |
| 26 | 2 | 3:28.197 | 32.863 | 1:21.021 | 1:34.313 | 3.560 | 3.831 | 16.099 | 5.673 | 327.1 | 20:45 | 1:45:32.586 | |
| 27 | 2 | 3:30.313 | 33.228 | 1:20.922 | 1:36.163 | 3.661 | 3.882 | 16.139 | 7.012 | 321.4 | 20:49 | 1:49:02.899 | |
| 28 | 2 | 3:29.203 | 32.696 | 1:21.032 | 1:35.475 | 3.392 | 3.928 | 16.416 | 6.204 | 325.2 | 20:52 | 1:52:32.102 | |
| 29 | 2 | 3:27.456 | 32.494 | 1:20.377 | 1:34.585 | 3.349 | 3.828 | 15.988 | 5.720 | 325.2 | 20:55 | 1:55:59.558 | |
| 30 | 2 | 3:29.548 | 33.274 | 1:21.978 | 1:34.296 | 3.349 | 3.818 | 16.046 | 5.891 | 313.1 | 20:59 | 1:59:29.106 | |
| 31 | 2 | 3:33.603 B | 32.177 | 1:20.205 | 1:41.221 | | 3.808 | 15.868 | | 321.4 | 21:03 | 2:03:02.709 | |
| 7 | | Toyota Racing Toyota TS 030 - Hybrid LMP1 | | | | | | | | | | | |
| | | 1.Alexander Wurz | | 3.Kazuki Nakajima | | | | | | | | | |
| | | 2.Nicolas Lapierre | | | | | | | | | | | |
| 1 | 3 | 4:27.251 B | 1:03.724 | 1:30.664 | 1:52.863 | | | 19.200 | | 286.8 | 19:04 | 4:27.251 | |
| 2 | 3 | 6:59.647 | 3:58.778 | 1:23.624 | 1:37.245 | 3.442 | | 17.170 | 6.209 | 322.3 | 19:11 | 11:26.898 | |
| 3 | 3 | 3:30.445 | 33.500 | 1:21.392 | 1:35.553 | 3.399 | 3.804 | 16.515 | 5.987 | 326.1 | 19:14 | 14:57.343 | |
| 4 | 3 | 3:27.800 | 32.824 | 1:20.971 | 1:34.005 | 3.295 | 3.789 | 16.236 | 5.683 | 326.1 | 19:18 | 18:25.143 | |
| 5 | 3 | 3:30.428 | 33.097 | 1:22.852 | 1:34.479 | 3.363 | 3.767 | 16.747 | 5.714 | 324.2 | 19:21 | 21:55.571 | |
| 6 | 3 | 3:31.132 | 32.825 | 1:21.717 | 1:36.590 | 3.215 | 3.775 | 17.152 | 6.033 | 322.3 | 19:25 | 25:26.703 | |
| 7 | 3 | 3:28.414 | 32.293 | 1:20.256 | 1:35.865 | 3.361 | 3.680 | 18.194 | 5.783 | 326.1 | 19:28 | 28:55.117 | |
| 8 | 3 | 3:29.100 | 34.076 | 1:20.699 | 1:34.325 | 3.262 | 3.718 | 16.205 | 5.722 | 325.2 | 19:32 | 32:24.217 | |
| 9 | 3 | 3:26.505 | 32.254 | 1:20.962 | 1:33.289 | 3.249 | 3.737 | 16.083 | 5.459 | 326.1 | 19:35 | 35:50.722 | |
| 10 | 3 | 3:41.216 B | 33.343 | 1:20.915 | 1:46.958 | | 3.730 | 16.827 | | 324.2 | 19:39 | 39:31.938 | |
| 11 | 2 | 6:13.241 | 3:10.082 | 1:22.148 | 1:41.011 | 3.170 | | 20.355 | 5.836 | 325.2 | 19:45 | 45:45.179 | |
| 12 | 2 | 3:30.918 | 32.781 | 1:20.663 | 1:37.474 | 3.211 | 3.700 | 18.439 | 5.856 | 326.1 | 19:49 | 49:16.097 | |
| 13 | 2 | 3:34.606 | 33.973 | 1:20.791 | 1:39.842 | 3.186 | 3.709 | 20.327 | 5.883 | 327.1 | 19:52 | 52:50.703 | |
| 14 | 2 | 3:40.025 B | 32.633 | 1:20.366 | 1:47.026 | 3.677 | | 19.166 | | 326.1 | 19:56 | 56:30.728 | |
| 15 | 2 | 5:17.148 | 2:13.789 | 1:21.859 | 1:41.500 | 3.129 | | 21.427 | 5.934 | 327.1 | 20:01 | 1:01:47.876 | |
| 16 | 2 | 3:26.584 | 32.447 | 1:20.118 | 1:34.019 | 3.161 | 3.683 | 16.663 | 5.675 | 328.1 | 20:05 | 1:05:14.460 | |
| 17 | 2 | 3:26.502 | 32.661 | 1:19.777 | 1:34.064 | 3.338 | 3.704 | 16.496 | 5.553 | 328.1 | 20:08 | 1:08:40.962 | |
| 18 | 2 | 3:41.817 B | 32.809 | 1:21.032 | 1:47.976 | | 3.810 | 18.775 | | 330.1 | 20:12 | 1:12:22.779 | |
| 19 | 2 | 9:33.927 | 6:32.744 | 1:21.867 | 1:39.316 | 3.237 | | 20.276 | 6.215 | 326.1 | 20:21 | 1:21:56.706 | |
| 20 | 2 | 3:26.802 | 32.490 | 1:20.065 | 1:34.247 | 3.233 | 3.763 | 16.382 | 5.633 | 325.2 | 20:25 | 1:25:23.508 | |



24 HEURES DU MANS

16-17 JUIN 2012



FIA WEC

80^e Edition des 24 Heures du Mans

Qualifying Practice Session 2

Sector Analysis

■ Personal Best ■ Session Best B Crossing the finish line in pit lane

| Lap | D | Time | Sector 1 | Sector 2 | Sector 3 | T6 | T7 | Porsche | Ford | T. Spd | Hour | Elapsed |
|-----|---|-----------|----------|----------|----------|----|-------|---------|------|--------|-------|-------------|
| 21 | 2 | 4:15.252B | 32.779 | 1:22.422 | 2:20.051 | | 3.777 | 17.798 | | 329.1 | 20:29 | 1:29:38.760 |

| | | | | | | | | | | | | |
|----------|----------------------|----------------------|--|--|--|--|--|--|--|--|--|------------------------|
| 8 | Toyota Racing | | | | | | | | | | | Toyota TS 030 - Hybrid |
| | 1. Anthony Davidson | 3. Stéphane Sarrazin | | | | | | | | | | LMP1 |
| | 2. Sébastien Buemi | | | | | | | | | | | |

| | | | | | | | | | | | | |
|----|---|-----------------|---------------|----------|-----------------|-------|-------|--------|-------|-------|-------|-------------|
| 1 | 3 | 4:13.340 | 1:04.246 | 1:28.120 | 1:40.974 | 3.490 | | | 6.702 | 283.1 | 19:04 | 4:13.340 |
| 2 | 3 | 3:36.502 | 33.871 | 1:25.006 | 1:37.625 | 3.417 | 3.816 | 17.133 | 6.596 | 314.0 | 19:07 | 7:49.842 |
| 3 | 3 | 3:32.644 | 34.436 | 1:22.311 | 1:35.897 | 3.332 | 3.765 | | 6.326 | 315.8 | 19:11 | 11:22.486 |
| 4 | 3 | 3:29.633 | 33.408 | 1:21.126 | 1:35.099 | 3.369 | 3.726 | 16.474 | 6.045 | 327.1 | 19:14 | 14:52.119 |
| 5 | 3 | 3:28.234 | 32.922 | 1:20.816 | 1:34.496 | 3.357 | 3.737 | 16.279 | 6.010 | 327.1 | 19:18 | 18:20.353 |
| 6 | 3 | 3:33.998 | 34.458 | 1:24.136 | 1:35.404 | 3.619 | 3.735 | 16.590 | 6.264 | 315.8 | 19:21 | 21:54.351 |
| 7 | 3 | 3:40.772B | 33.567 | 1:23.040 | 1:44.165 | | 3.802 | | | 307.8 | 19:25 | 25:35.123 |
| 8 | 3 | 7:06.030 | 4:06.515 | 1:22.505 | 1:37.010 | 3.364 | | 16.756 | 6.432 | 316.7 | 19:32 | 32:41.153 |
| 9 | 3 | 3:30.070 | 33.080 | 1:21.255 | 1:35.735 | 3.333 | 3.778 | | 6.312 | 327.1 | 19:36 | 36:11.223 |
| 10 | 3 | 3:30.300 | 33.537 | 1:21.018 | 1:35.745 | 3.371 | 3.742 | 16.527 | 6.228 | 327.1 | 19:39 | 39:41.523 |
| 11 | 3 | 3:29.072 | 32.956 | 1:20.493 | 1:35.623 | 3.398 | 3.755 | 16.565 | 6.396 | 326.1 | 19:43 | 43:10.595 |
| 12 | 3 | 3:41.564B | 34.040 | 1:21.504 | 1:46.020 | | 3.764 | 17.780 | | 327.1 | 19:46 | 46:52.159 |
| 13 | 1 | 18:40.486 | ... | 1:23.128 | 1:37.602 | 3.235 | | 17.869 | 5.893 | 322.3 | 20:05 | 1:05:32.645 |
| 14 | 1 | 3:34.023 | 32.786 | 1:23.120 | 1:38.117 | 3.290 | 3.690 | | 5.827 | 335.2 | 20:09 | 1:09:06.668 |
| 15 | 1 | 3:28.233 | 32.627 | 1:20.905 | 1:34.701 | 3.226 | 3.690 | 16.818 | 5.878 | 329.1 | 20:12 | 1:12:34.901 |
| 16 | 1 | 3:31.693 | 32.437 | 1:19.964 | 1:39.292 | 7.433 | 3.658 | 17.843 | 5.636 | 330.1 | 20:16 | 1:16:06.594 |
| 17 | 1 | 3:52.882B | 46.114 | 1:22.002 | 1:44.766 | | 6.944 | 17.998 | | 327.1 | 20:19 | 1:19:59.476 |
| 18 | 1 | 8:22.053 | 5:25.342 | 1:21.891 | 1:34.820 | 3.268 | | 16.852 | 5.831 | 327.1 | 20:28 | 1:28:21.529 |
| 19 | 1 | 3:26.151 | 32.409 | 1:19.585 | 1:34.157 | 3.305 | 3.707 | 16.471 | 5.693 | 327.1 | 20:31 | 1:31:47.680 |
| 20 | 1 | 3:28.890 | 33.466 | 1:20.918 | 1:34.506 | 3.246 | 3.693 | 16.665 | 5.748 | 328.1 | 20:35 | 1:35:16.570 |
| 21 | 1 | 3:44.631B | 32.848 | 1:22.100 | 1:49.683 | | 3.682 | 17.831 | | 327.1 | 20:39 | 1:39:01.201 |
| 22 | 1 | 11:31.167 | 8:34.547 | 1:21.780 | 1:34.840 | 3.209 | | 16.906 | 5.978 | 319.5 | 20:50 | 1:50:32.368 |
| 23 | 1 | 5:03.432B | 1:02.348 | 1:52.396 | 2:08.688 | | 3.667 | 20.467 | | 196.5 | 20:55 | 1:55:35.800 |

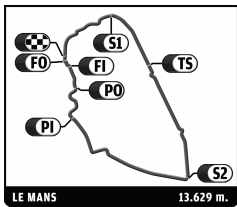
| | | | | | | | | | | | | |
|-----------|-------------------------|------------------|--|--|--|--|--|--|--|--|--|----------------------------|
| 12 | Rebellion Racing | | | | | | | | | | | Lola B12/60 Coupe - Toyota |
| | 1. Nicolas Prost | 3. Nick Heidfeld | | | | | | | | | | LMP1 |
| | 2. Neel Jani | | | | | | | | | | | |

| | | | | | | | | | | | | |
|----|---|-----------|----------|----------|----------|-------|-------|--------|-------|-------|-------|-------------|
| 1 | 1 | 5:59.543 | 2:50.234 | 1:27.137 | 1:42.172 | 3.683 | | 18.505 | 7.012 | 301.8 | 19:05 | 5:59.543 |
| 2 | 1 | 3:37.470 | 34.766 | 1:24.163 | 1:38.541 | 3.516 | 3.990 | 17.752 | 5.946 | 305.2 | 19:09 | 9:37.013 |
| 3 | 1 | 3:37.314 | 35.414 | 1:23.715 | 1:38.185 | 3.441 | 3.940 | 17.575 | 5.814 | 310.4 | 19:13 | 13:14.327 |
| 4 | 1 | 3:37.366 | 33.354 | 1:23.756 | 1:40.256 | 3.461 | 3.899 | 19.209 | 6.027 | 311.3 | 19:16 | 16:51.693 |
| 5 | 1 | 3:39.433 | 33.571 | 1:24.832 | 1:41.030 | 3.439 | 3.916 | 19.995 | 6.115 | 303.5 | 19:20 | 20:31.126 |
| 6 | 1 | 3:33.106 | 33.419 | 1:22.696 | 1:36.991 | 3.401 | 3.905 | 17.111 | 5.711 | 308.6 | 19:24 | 24:04.232 |
| 7 | 1 | 3:45.892B | 33.324 | 1:22.904 | 1:49.664 | | 3.881 | 18.974 | | 307.8 | 19:27 | 27:50.124 |
| 8 | 1 | 10:27.298 | 7:22.555 | 1:24.672 | 1:40.071 | 3.412 | | 18.038 | 6.032 | 308.6 | 19:38 | 38:17.422 |
| 9 | 1 | 3:37.773 | 33.441 | 1:24.280 | 1:40.052 | 3.405 | 3.898 | 19.595 | 5.788 | 307.8 | 19:41 | 41:55.195 |
| 10 | 1 | 3:38.342 | 33.349 | 1:22.964 | 1:42.029 | 3.479 | 3.884 | 19.544 | 6.060 | 310.4 | 19:45 | 45:33.537 |
| 11 | 1 | 3:35.938 | 33.395 | 1:22.864 | 1:39.679 | 3.432 | 3.916 | 17.607 | 5.937 | 310.4 | 19:49 | 49:09.475 |
| 12 | 1 | 3:34.027 | 33.835 | 1:22.602 | 1:37.590 | 3.453 | 3.904 | 17.372 | 5.697 | 313.1 | 19:52 | 52:43.502 |
| 13 | 1 | 3:33.062 | 33.369 | 1:22.696 | 1:36.997 | 3.526 | 3.906 | 17.084 | 5.706 | 310.4 | 19:56 | 56:16.564 |
| 14 | 1 | 3:49.119B | 33.423 | 1:23.429 | 1:52.267 | | 3.928 | 21.406 | | 311.3 | 20:00 | 1:00:05.683 |
| 15 | 1 | 7:31.808 | 4:27.810 | 1:23.549 | 1:40.449 | 3.421 | | 18.317 | 6.581 | 307.8 | 20:07 | 1:07:37.491 |
| 16 | 1 | 3:38.119 | 33.130 | 1:23.611 | 1:41.378 | 3.474 | 3.904 | 20.921 | 5.870 | 311.3 | 20:11 | 1:11:15.610 |
| 17 | 1 | 3:33.911 | 33.172 | 1:22.556 | 1:38.183 | 3.497 | 3.921 | 17.655 | 6.123 | 311.3 | 20:14 | 1:14:49.521 |
| 18 | 1 | 3:52.193B | 33.278 | 1:24.710 | 1:54.205 | | 3.929 | 19.346 | | 311.3 | 20:18 | 1:18:41.714 |
| 19 | 2 | 7:08.734 | 4:04.169 | 1:25.762 | 1:38.803 | 3.362 | | 17.493 | 6.260 | 302.7 | 20:25 | 1:25:50.448 |
| 20 | 2 | 3:34.215 | 33.457 | 1:22.941 | 1:37.817 | 3.399 | 3.889 | 17.032 | 5.860 | 310.4 | 20:29 | 1:29:24.663 |
| 21 | 2 | 3:39.314 | 35.274 | 1:24.301 | 1:39.739 | 3.542 | 3.885 | 17.963 | 6.399 | 311.3 | 20:33 | 1:33:03.977 |
| 22 | 2 | 3:38.798 | 34.697 | 1:25.755 | 1:38.346 | 3.412 | 3.942 | 16.906 | 5.955 | 312.2 | 20:36 | 1:36:42.775 |
| 23 | 2 | 3:34.063 | 33.719 | 1:22.754 | 1:37.590 | 3.395 | 3.904 | 17.404 | 5.919 | 311.3 | 20:40 | 1:40:16.838 |
| 24 | 2 | 3:41.915B | 33.345 | 1:23.151 | 1:45.419 | | 3.895 | 16.784 | | 309.5 | 20:43 | 1:43:58.753 |
| 25 | 2 | 7:02.653 | 3:40.093 | 1:22.659 | 1:59.901 | 3.305 | | 20.324 | 5.912 | 311.3 | 20:51 | 1:51:01.406 |
| 26 | 2 | 3:50.603 | 32.914 | 1:22.775 | 1:54.914 | 3.308 | 3.877 | 21.006 | 6.294 | 310.4 | 20:54 | 1:54:52.009 |
| 27 | 2 | 3:31.681 | 32.738 | 1:22.056 | 1:36.887 | 3.287 | 3.871 | 17.586 | 5.646 | 309.5 | 20:58 | 1:58:23.690 |



24 HEURES DU MANS

16-17 JUIN 2012



FIA WEC

80^e Edition des 24 Heures du Mans

Qualifying Practice Session 2

Sector Analysis

■ Personal Best ■ Session Best B Crossing the finish line in pit lane

| Lap | D | Time | Sector 1 | Sector 2 | Sector 3 | T6 | T7 | Porsche | Ford | T. Spd | Hour | Elapsed |
|-----|---|----------|----------|----------|----------|-------|-------|---------|-------|--------|-------|-------------|
| 28 | 2 | 3:29.837 | 32.642 | 1:21.824 | 1:35.371 | 3.267 | 3.863 | 16.300 | 5.622 | 310.4 | 21:01 | 2:01:53.527 |

| 13 | | Rebellion Racing | | 3.Jeroen Bleekemolen | | Lola B12/60 Coupe - Toyota | | | | | | |
|----|---|-------------------|----------|----------------------|----------|----------------------------|-------|--------|-------|-------|-------|-------------|
| | | 1.Andrea Belicchi | | | | LMP1 | | | | | | |
| | | 2.Harold Primat | | | | | | | | | | |
| 1 | 1 | 5:18.492 | 2:11.036 | 1:26.468 | 1:40.988 | 3.407 | | 18.704 | 6.064 | 305.2 | 19:05 | 5:18.492 |
| 2 | 1 | 3:43.434 | 33.545 | 1:23.721 | 1:46.168 | 3.472 | 3.923 | 19.223 | 5.808 | 308.6 | 19:09 | 9:01.926 |
| 3 | 1 | 3:35.861 | 33.882 | 1:23.520 | 1:38.459 | 3.496 | 3.949 | 17.874 | 5.899 | 307.8 | 19:12 | 12:37.787 |
| 4 | 1 | 3:39.118 | 33.335 | 1:23.769 | 1:42.014 | 3.395 | 3.950 | 19.331 | 6.806 | 313.1 | 19:16 | 16:16.905 |
| 5 | 1 | 3:47.263B | 33.261 | 1:24.401 | 1:49.601 | | 3.911 | 18.516 | | 308.6 | 19:20 | 20:04.168 |
| 6 | 1 | 8:05.794 | 4:53.185 | 1:24.730 | 1:47.879 | 3.348 | | 20.588 | 5.822 | 306.1 | 19:28 | 28:09.962 |
| 7 | 1 | 3:34.185 | 33.267 | 1:23.816 | 1:37.102 | 3.462 | 3.906 | 16.611 | 5.723 | 306.1 | 19:31 | 31:44.147 |
| 8 | 1 | 3:34.424 | 33.593 | 1:23.705 | 1:37.126 | 3.419 | 3.947 | 16.789 | 5.786 | 307.8 | 19:35 | 35:18.571 |
| 9 | 1 | 3:48.819B | 33.951 | 1:24.958 | 1:49.910 | | 3.919 | 17.312 | | 309.5 | 19:39 | 39:07.390 |
| 10 | 3 | 8:04.346 | 4:56.877 | 1:26.537 | 1:40.932 | 3.469 | | 18.336 | 6.112 | 308.6 | 19:47 | 47:11.736 |
| 11 | 3 | 3:38.303 | 34.461 | 1:24.283 | 1:39.559 | 3.503 | 3.933 | 17.892 | 5.984 | 308.6 | 19:50 | 50:50.039 |
| 12 | 3 | 3:39.516 | 33.852 | 1:23.780 | 1:41.884 | 3.558 | 3.941 | 19.595 | 6.354 | 312.2 | 19:54 | 54:29.555 |
| 13 | 3 | 3:37.186 | 34.098 | 1:23.990 | 1:39.098 | 3.457 | 3.958 | 17.617 | 6.186 | 308.6 | 19:58 | 58:06.741 |
| 14 | 3 | 3:56.877B | 34.151 | 1:23.906 | 1:58.820 | | 3.925 | 22.632 | | 310.4 | 20:02 | 1:02:03.618 |
| 15 | 2 | 13:38.454 | ... | 1:29.210 | 1:41.919 | 3.472 | | 18.425 | 6.361 | 304.3 | 20:15 | 1:15:42.072 |
| 16 | 2 | 3:40.677 | 34.689 | 1:25.687 | 1:40.301 | 3.601 | 3.960 | 17.904 | 6.070 | 309.5 | 20:19 | 1:19:22.749 |
| 17 | 2 | 3:39.665 | 34.651 | 1:25.298 | 1:39.716 | 3.567 | 3.993 | 17.685 | 6.181 | 310.4 | 20:23 | 1:23:02.414 |
| 18 | 2 | 3:41.202 | 35.283 | 1:25.052 | 1:40.867 | 3.644 | 3.994 | 17.637 | 6.082 | 309.5 | 20:26 | 1:26:43.616 |
| 19 | 2 | 3:57.086B | 34.700 | 1:27.346 | 1:55.040 | | 3.997 | 18.694 | | 310.4 | 20:30 | 1:30:40.702 |
| 20 | 1 | 9:33.099 | 6:19.340 | 1:26.269 | 1:47.490 | 3.393 | | 19.832 | 6.851 | 309.5 | 20:40 | 1:40:13.801 |
| 21 | 1 | 3:31.866 | 32.958 | 1:22.938 | 1:35.970 | 3.476 | 3.935 | 16.329 | 5.593 | 309.5 | 20:43 | 1:43:45.667 |
| 22 | 1 | 3:32.248 | 33.444 | 1:22.887 | 1:35.917 | 3.347 | 3.961 | 16.300 | 5.634 | 313.1 | 20:47 | 1:47:17.915 |
| 23 | 1 | 3:49.741B | 33.072 | 1:22.249 | 1:54.420 | | 3.906 | 19.781 | | 311.3 | 20:51 | 1:51:07.656 |

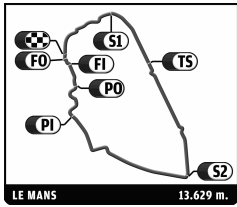
| 15 | | Oak Racing | | 3.Dominik Kraihamer | | Oak Pescarolo - Judd | | | | | | |
|----|---|---------------------|----------|---------------------|----------|----------------------|-------|--------|-------|-------|-------|-------------|
| | | 1.Franck Montagny | | | | LMP1 | | | | | | |
| | | 2.Bertrand Baguette | | | | | | | | | | |
| 1 | 2 | 16:07.638B | ... | 1:27.704 | 1:52.149 | | | 18.824 | | 301.8 | 19:16 | 16:07.638 |
| 2 | 2 | 23:37.167 | ... | 1:25.499 | 1:39.661 | 3.480 | | 17.574 | 6.059 | 302.7 | 19:39 | 39:44.805 |
| 3 | 2 | 3:37.560 | 35.050 | 1:24.090 | 1:38.420 | 3.472 | 4.009 | 17.331 | 6.013 | 307.8 | 19:43 | 43:22.365 |
| 4 | 2 | 3:41.530 | 34.159 | 1:24.035 | 1:43.336 | 3.431 | 4.005 | 18.767 | 6.015 | 307.8 | 19:47 | 47:03.895 |
| 5 | 2 | 3:39.600 | 33.967 | 1:23.818 | 1:41.815 | 3.456 | 3.995 | 19.600 | 6.144 | 307.8 | 19:50 | 50:43.495 |
| 6 | 2 | 3:38.017 | 33.965 | 1:24.342 | 1:39.710 | 3.517 | 3.999 | 17.516 | 6.676 | 306.9 | 19:54 | 54:21.512 |
| 7 | 2 | 3:37.367 | 34.062 | 1:23.941 | 1:39.364 | 3.443 | 4.016 | 17.301 | 6.013 | 307.8 | 19:57 | 57:58.879 |
| 8 | 2 | 3:52.266B | 35.269 | 1:28.115 | 1:48.882 | | 3.981 | 18.878 | | 309.5 | 20:01 | 1:01:51.145 |
| 9 | 1 | 7:19.377 | 4:10.227 | 1:26.699 | 1:42.451 | 3.402 | | 19.808 | 6.144 | 309.5 | 20:09 | 1:09:10.522 |
| 10 | 1 | 3:39.006 | 34.322 | 1:24.913 | 1:39.771 | 3.488 | 3.979 | 17.599 | 6.045 | 309.5 | 20:12 | 1:12:49.528 |
| 11 | 1 | 3:40.803 | 34.255 | 1:24.991 | 1:41.557 | 3.406 | 4.005 | 19.142 | 6.033 | 309.5 | 20:16 | 1:16:30.331 |
| 12 | 1 | 3:38.071 | 34.229 | 1:24.600 | 1:39.242 | 3.421 | 3.981 | 17.246 | 6.055 | 307.8 | 20:20 | 1:20:08.402 |
| 13 | 1 | 3:38.603 | 34.176 | 1:25.064 | 1:39.363 | 3.471 | 3.971 | 17.572 | 6.048 | 313.1 | 20:23 | 1:23:47.005 |
| 14 | 1 | 4:05.623B | 34.502 | 1:24.879 | 2:06.242 | | 3.997 | 22.113 | | 309.5 | 20:27 | 1:27:52.628 |

| 16 | | Pescarolo Team | | 3.Stuart Hall | | Pescarolo 03 - Judd | | | | | | |
|----|---|----------------------------|----------|---------------|----------|---------------------|-------|--------|-------|-------|-------|-----------|
| | | 1.Emmanuel Collard | | | | LMP1 | | | | | | |
| | | 2.Jean-Christophe Boullion | | | | | | | | | | |
| 1 | 1 | 7:23.654B | 3:50.043 | 1:36.143 | 1:57.468 | | | 19.940 | | 275.2 | 19:07 | 7:23.654 |
| 2 | 1 | 7:54.511 | 4:44.207 | 1:28.011 | 1:42.293 | 3.455 | | 18.157 | 6.078 | 300.2 | 19:15 | 15:18.165 |
| 3 | 1 | 3:38.997 | 34.318 | 1:25.305 | 1:39.374 | 3.502 | 4.009 | 17.303 | 5.905 | 304.3 | 19:18 | 18:57.162 |
| 4 | 1 | 3:38.574 | 34.051 | 1:25.092 | 1:39.431 | 3.427 | 4.028 | 17.448 | 5.999 | 300.2 | 19:22 | 22:35.736 |
| 5 | 1 | 3:55.007B | 35.926 | 1:26.665 | 1:52.416 | | 3.990 | 19.376 | | 299.3 | 19:26 | 26:30.743 |
| 6 | 1 | 8:27.146 | 5:18.337 | 1:28.455 | 1:40.354 | 3.394 | | 17.667 | 5.990 | 297.7 | 19:34 | 34:57.889 |
| 7 | 1 | 3:38.153 | 33.951 | 1:25.128 | 1:39.074 | 3.396 | 3.996 | 17.202 | 5.779 | 300.2 | 19:38 | 38:36.042 |
| 8 | 1 | 3:50.185B | 33.890 | 1:25.532 | 1:50.763 | | 3.992 | 19.523 | | 299.3 | 19:42 | 42:26.227 |
| 9 | 1 | 9:04.057 | 5:54.789 | 1:28.031 | 1:41.237 | 3.434 | | 17.736 | 6.072 | 298.5 | 19:51 | 51:30.284 |



24 HEURES DU MANS

16-17 JUIN 2012



FIA WEC

80^e Edition des 24 Heures du Mans

Qualifying Practice Session 2

Sector Analysis

■ Personal Best ■ Session Best B Crossing the finish line in pit lane

| Lap | D | Time | Sector 1 | Sector 2 | Sector 3 | T6 | T7 | Porsche | Ford | T. Spd | Hour | Elapsed |
|-----|---|------------|----------|----------|----------|-------|-------|---------|-------|--------|-------|-------------|
| 10 | 1 | 3:38.806 | 34.045 | 1:25.330 | 1:39.431 | 3.430 | 4.019 | 17.288 | 5.812 | 299.3 | 19:55 | 55:09.090 |
| 11 | 1 | 3:52.573 B | 34.388 | 1:27.194 | 1:50.991 | | 4.017 | 18.444 | | 300.2 | 19:59 | 59:01.663 |
| 12 | 1 | 9:29.936 | 6:22.155 | 1:27.444 | 1:40.337 | 3.388 | | 17.414 | 5.851 | 296.9 | 20:08 | 1:08:31.599 |
| 13 | 1 | 3:58.310 B | 33.966 | 1:27.910 | 1:56.434 | | 4.004 | 17.875 | | 303.5 | 20:12 | 1:12:29.909 |
| 14 | 1 | 16:57.244 | ... | 1:26.623 | 1:42.285 | 3.436 | | 17.823 | 5.976 | 302.7 | 20:29 | 1:29:27.153 |
| 15 | 1 | 3:42.338 | 35.852 | 1:25.812 | 1:40.674 | 3.487 | 3.993 | 17.812 | 6.317 | 300.2 | 20:33 | 1:33:09.491 |
| 16 | 1 | 3:45.786 | 34.436 | 1:26.313 | 1:45.037 | 3.435 | 4.024 | 20.747 | 5.933 | 310.4 | 20:36 | 1:36:55.277 |
| 17 | 1 | 3:37.485 | 33.835 | 1:24.852 | 1:38.798 | 3.418 | 4.001 | 17.122 | 5.834 | 307.8 | 20:40 | 1:40:32.762 |
| 18 | 1 | 4:16.534 B | 34.710 | 1:26.901 | 2:14.923 | | 3.993 | 21.689 | | 305.2 | 20:44 | 1:44:49.296 |
| 19 | 3 | 6:45.578 | 3:26.528 | 1:29.680 | 1:49.370 | 3.684 | | 20.586 | 7.163 | 304.3 | 20:51 | 1:51:34.874 |
| 20 | 3 | 4:27.381 B | 36.568 | 1:28.960 | 2:21.853 | | 4.100 | 24.845 | | 296.1 | 20:56 | 1:56:02.255 |

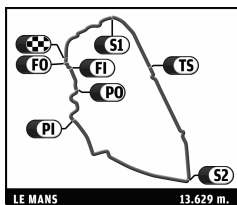
| 17 | | Pescarolo Team | | 3.Seiji Ara | | Dome - Judd | | LMP1 | | | | |
|----|---|----------------------|----------|-------------|----------|-------------|-------|--------|-------|-------|-------|-------------|
| | | 1.Sébastien Bourdais | | | | | | | | | | |
| | | 2.Nicolas Minassian | | | | | | | | | | |
| 1 | 1 | 4:46.409 | 1:27.340 | 1:35.234 | 1:43.835 | 3.653 | | 18.949 | 6.319 | 267.8 | 19:04 | 4:46.409 |
| 2 | 1 | 3:49.791 B | 34.562 | 1:26.042 | 1:49.187 | | 4.067 | 17.383 | | 306.9 | 19:08 | 8:36.200 |
| 3 | 1 | 14:34.621 | ... | 1:25.356 | 1:38.971 | 3.431 | | 16.630 | 5.759 | 306.1 | 19:23 | 23:10.821 |
| 4 | 1 | 3:35.176 | 33.598 | 1:24.865 | 1:36.713 | 3.455 | 3.978 | 16.372 | 5.473 | 303.5 | 19:26 | 26:45.997 |
| 5 | 1 | 3:43.931 B | 33.300 | 1:25.039 | 1:45.592 | | 3.994 | 16.454 | | 307.8 | 19:30 | 30:29.928 |
| 6 | 2 | 7:10.608 B | 3:52.259 | 1:29.211 | 1:49.138 | | | 18.572 | | 301.0 | 19:37 | 37:40.536 |
| 7 | 2 | 4:42.957 | 1:34.619 | 1:26.428 | 1:41.910 | 3.384 | | 19.210 | 6.074 | 306.9 | 19:42 | 42:23.493 |
| 8 | 2 | 3:36.793 | 33.917 | 1:24.511 | 1:38.365 | 3.355 | 3.949 | 17.254 | 5.752 | 308.6 | 19:46 | 46:00.286 |
| 9 | 2 | 3:35.740 | 34.224 | 1:24.144 | 1:37.372 | 3.343 | 3.945 | 16.577 | 5.675 | 314.0 | 19:49 | 49:36.026 |
| 10 | 2 | 3:37.406 | 33.763 | 1:24.128 | 1:39.515 | 3.347 | 3.935 | 17.800 | 5.865 | 310.4 | 19:53 | 53:13.432 |
| 11 | 2 | 3:37.155 | 33.976 | 1:24.858 | 1:38.321 | 3.331 | 3.941 | 16.953 | 5.821 | 314.9 | 19:56 | 56:50.587 |
| 12 | 2 | 3:34.925 | 33.570 | 1:24.077 | 1:37.278 | 3.394 | 3.918 | 16.679 | 5.720 | 308.6 | 20:00 | 1:00:25.512 |
| 13 | 2 | 3:37.258 | 34.623 | 1:24.308 | 1:38.327 | 3.365 | 3.939 | 17.140 | 5.796 | 309.5 | 20:04 | 1:04:02.770 |
| 14 | 2 | 3:38.645 | 34.419 | 1:25.092 | 1:39.134 | 3.385 | 3.929 | 18.271 | 5.748 | 309.5 | 20:07 | 1:07:41.415 |
| 15 | 2 | 3:36.861 | 33.770 | 1:24.505 | 1:38.586 | 3.498 | 3.934 | 16.831 | 6.638 | 311.3 | 20:11 | 1:11:18.276 |
| 16 | 2 | 3:46.565 B | 33.849 | 1:24.200 | 1:48.516 | | 3.971 | 16.942 | | 310.4 | 20:15 | 1:15:04.841 |
| 17 | 3 | 6:32.223 | 3:21.071 | 1:29.275 | 1:41.877 | 3.515 | | 18.192 | 6.294 | 289.8 | 20:21 | 1:21:37.064 |
| 18 | 3 | 3:40.440 | 34.731 | 1:25.668 | 1:40.041 | 3.493 | 4.022 | 17.878 | 6.042 | 309.5 | 20:25 | 1:25:17.504 |
| 19 | 3 | 3:42.463 | 34.465 | 1:25.893 | 1:42.105 | 3.588 | 3.992 | 18.578 | 6.369 | 309.5 | 20:28 | 1:28:59.967 |
| 20 | 3 | 3:41.278 | 34.388 | 1:25.587 | 1:41.303 | 3.548 | 4.021 | 17.723 | 5.964 | 310.4 | 20:32 | 1:32:41.245 |
| 21 | 3 | 3:39.851 | 34.644 | 1:25.094 | 1:40.113 | 3.545 | 4.007 | 17.908 | 5.939 | 311.3 | 20:36 | 1:36:21.096 |
| 22 | 3 | 3:41.384 | 35.932 | 1:25.421 | 1:40.031 | 3.544 | 4.012 | 17.777 | 5.899 | 311.3 | 20:40 | 1:40:02.480 |
| 23 | 3 | 3:39.473 | 34.248 | 1:25.277 | 1:39.948 | 3.569 | 4.007 | 17.724 | 6.004 | 306.9 | 20:43 | 1:43:41.953 |
| 24 | 3 | 3:43.456 | 34.733 | 1:26.505 | 1:42.218 | 3.497 | 4.008 | 19.388 | 5.955 | 307.8 | 20:47 | 1:47:25.409 |
| 25 | 3 | 3:50.662 B | 34.772 | 1:25.541 | 1:50.349 | | 3.983 | 19.514 | | 309.5 | 20:51 | 1:51:16.071 |
| 26 | 1 | 5:29.448 | 2:22.681 | 1:25.828 | 1:40.939 | 3.436 | | 17.245 | 5.927 | 309.5 | 20:56 | 1:56:45.519 |
| 27 | 1 | 3:40.238 | 34.532 | 1:25.595 | 1:40.111 | 3.425 | 3.983 | 17.545 | 6.125 | 311.3 | 21:00 | 2:00:25.757 |

| 21 | | Strakka Racing | | 3.Jonny Kane | | HPD ARX 03a - Honda | | LMP1 | | | | |
|----|---|-----------------|----------|--------------|----------|---------------------|-------|--------|-------|-------|-------|-----------|
| | | 1.Nick Leventis | | | | | | | | | | |
| | | 2.Danny Watts | | | | | | | | | | |
| 1 | 3 | 4:42.345 | 1:28.398 | 1:28.627 | 1:45.320 | 3.457 | | 20.765 | 6.243 | 275.2 | 19:04 | 4:42.345 |
| 2 | 3 | 3:38.673 | 34.538 | 1:24.791 | 1:39.344 | 3.405 | 3.937 | 17.868 | 6.029 | 310.4 | 19:08 | 8:21.018 |
| 3 | 3 | 3:36.638 | 34.308 | 1:23.802 | 1:38.528 | 3.352 | 3.905 | 17.665 | 5.980 | 313.1 | 19:11 | 11:57.656 |
| 4 | 3 | 3:35.837 | 33.875 | 1:23.745 | 1:38.217 | 3.375 | 3.887 | 17.472 | 6.077 | 312.2 | 19:15 | 15:33.493 |
| 5 | 3 | 3:36.191 | 34.393 | 1:23.112 | 1:38.686 | 3.347 | 3.892 | 18.624 | 5.905 | 315.8 | 19:19 | 19:09.684 |
| 6 | 3 | 3:36.340 | 33.859 | 1:23.308 | 1:39.173 | 3.328 | 3.852 | 19.027 | 5.851 | 315.8 | 19:22 | 22:46.024 |
| 7 | 3 | 3:34.738 | 33.523 | 1:22.555 | 1:38.660 | 3.311 | 3.847 | 18.174 | 5.890 | 315.8 | 19:26 | 26:20.762 |
| 8 | 3 | 3:36.316 | 34.805 | 1:23.178 | 1:38.333 | 3.424 | 3.825 | 17.416 | 6.817 | 309.5 | 19:29 | 29:57.078 |
| 9 | 3 | 3:33.651 | 33.875 | 1:22.329 | 1:37.447 | 3.336 | 3.865 | 17.350 | 5.936 | 315.8 | 19:33 | 33:30.729 |
| 10 | 3 | 3:33.864 | 33.493 | 1:23.202 | 1:37.169 | 3.337 | 3.847 | 17.273 | 5.870 | 315.8 | 19:37 | 37:04.593 |
| 11 | 3 | 3:37.019 | 33.667 | 1:25.459 | 1:37.893 | 3.304 | 3.832 | 17.418 | 6.426 | 317.6 | 19:40 | 40:41.612 |
| 12 | 3 | 3:50.703 B | 35.155 | 1:22.753 | 1:52.795 | | 3.823 | 18.127 | | 317.6 | 19:44 | 44:32.315 |
| 13 | 3 | 6:33.797 | 3:30.411 | 1:24.256 | 1:39.130 | 3.303 | | 18.568 | 5.842 | 314.9 | 19:51 | 51:06.112 |



24 HEURES DU MANS

16-17 JUIN 2012



FIA WEC

80^e Edition des 24 Heures du Mans

Qualifying Practice Session 2

Sector Analysis

| Lap | D | Time | Sector 1 | Sector 2 | Sector 3 | T6 | T7 | Porsche | Ford | T. Spd | Hour | Elapsed |
|-----|---|-------------------|---------------|-----------------|-----------------|-------|-------|---------|-------|--------|-------|-------------|
| 14 | 3 | 3:34.297 | 33.626 | 1:23.143 | 1:37.528 | 3.289 | 3.840 | 17.327 | 5.775 | 315.8 | 19:54 | 54:40.409 |
| 15 | 3 | 3:34.304 | 33.685 | 1:23.194 | 1:37.425 | 3.309 | 3.841 | 17.530 | 5.882 | 317.6 | 19:58 | 58:14.713 |
| 16 | 3 | 3:36.086 | 33.396 | 1:22.063 | 1:40.627 | 3.375 | 3.832 | 19.549 | 6.564 | 317.6 | 20:01 | 1:01:50.799 |
| 17 | 3 | 3:45.147 B | 34.003 | 1:22.402 | 1:48.742 | 3.845 | 3.845 | 17.570 | 6.317 | 317.6 | 20:05 | 1:05:35.946 |
| 18 | 2 | 6:08.049 | 3:02.329 | 1:24.620 | 1:41.100 | 3.322 | | 18.481 | 7.793 | 308.6 | 20:11 | 1:11:43.995 |
| 19 | 2 | 3:30.733 | 33.010 | 1:22.388 | 1:35.335 | 3.311 | 3.856 | 16.390 | 5.835 | 316.7 | 20:15 | 1:15:14.728 |
| 20 | 2 | 3:32.608 | 32.875 | 1:21.814 | 1:37.919 | 3.569 | 3.846 | 17.539 | 6.340 | 316.7 | 20:18 | 1:18:47.336 |
| 21 | 2 | 3:31.266 | 33.196 | 1:21.958 | 1:36.112 | 3.378 | 3.924 | 16.318 | 6.588 | 318.5 | 20:22 | 1:22:18.602 |
| 22 | 2 | 3:34.097 | 33.117 | 1:23.155 | 1:37.825 | 3.350 | 3.861 | 16.608 | 7.362 | 319.5 | 20:25 | 1:25:52.699 |
| 23 | 2 | 3:29.622 | 32.910 | 1:21.570 | 1:35.142 | 3.384 | 3.848 | 16.247 | 5.883 | 319.5 | 20:29 | 1:29:22.321 |
| 24 | 2 | 3:52.265 B | 34.951 | 1:25.165 | 1:52.149 | | 3.861 | 18.065 | | 301.8 | 20:33 | 1:33:14.586 |
| 25 | 1 | 15:48.207 | ... | 1:31.989 | 1:45.491 | 3.851 | | 19.511 | 7.115 | 246.1 | 20:49 | 1:49:02.793 |
| 26 | 1 | 3:47.922 | 38.326 | 1:26.348 | 1:43.248 | 3.664 | 4.020 | 19.111 | 6.545 | 316.7 | 20:52 | 1:52:50.715 |
| 27 | 1 | 3:45.673 | 35.828 | 1:26.332 | 1:43.513 | 3.985 | 3.959 | 19.167 | 6.636 | 316.7 | 20:56 | 1:56:36.388 |
| 28 | 1 | 3:44.955 | 35.698 | 1:25.610 | 1:43.647 | 3.662 | 4.107 | 19.800 | 6.651 | 314.9 | 21:00 | 2:00:21.343 |

■ Personal Best ■ Session Best ■ Crossing the finish line in pit lane

| | | | | | | | | | | | | | | |
|-----------|------------------|----------------------|-------------------|-----------------|-----------------|--|--|--------|--|-------|-------|-------------|---------------------|--|
| 22 | JRM | | | | | | | | | | | | HPD ARX 03a - Honda | |
| | 1. David Brabham | | 3. Peter Dumbreck | | | | | | | | | | LMP1 | |
| | | 2. Karun Chandhok | | | | | | | | | | | | |
| 1 | 3 | 1:58:33.487 B | ... | 1:35.183 | 2:01.721 | | | 24.627 | | 230.0 | 20:58 | 1:58:33.487 | | |

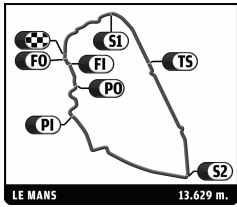
| | | | | | | | | | | | | | | |
|-----------|-------------------------|--------------------|-------------------|-----------------|-----------------|----------|-------|--------|-------|-------|-------|-------------|-------------------|--|
| 23 | Signatech Nissan | | | | | | | | | | | | Oreca 03 - Nissan | |
| | 1. Franck Mailleux | | 3. Jordan Tresson | | | | | | | | | | LMP2 | |
| | | 2. Olivier Lombard | | | | | | | | | | | | |
| 1 | 2 | 6:15.815 B | 1:05.534 | 2:19.702 | 2:50.579 | | | 31.276 | | 163.3 | 19:06 | 6:15.815 | | |
| 2 | 2 | 10:17.407 | 5:31.376 | 2:16.116 | 2:29.915 | 5.096 | | 29.017 | 8.438 | 172.9 | 19:16 | 16:33.222 | | |
| 3 | 2 | 5:09.432 | 47.361 | 2:01.217 | 2:20.854 | 4.670 | 5.675 | 24.721 | 8.645 | 205.4 | 19:21 | 21:42.654 | | |
| 4 | 2 | 4:43.732 | 44.860 | 1:49.743 | 2:09.129 | 4.388 | 5.284 | 23.343 | 7.937 | 227.2 | 19:26 | 26:26.386 | | |
| 5 | 2 | 4:37.680 | 44.336 | 1:46.774 | 2:06.570 | 4.409 | 5.001 | 22.532 | 7.891 | 234.0 | 19:31 | 31:04.066 | | |
| 6 | 2 | 4:55.637 B | 45.568 | 1:47.538 | 2:22.531 | 2:22.531 | 5.014 | 23.376 | | 236.0 | 19:35 | 35:59.703 | | |
| 7 | 3 | 6:29.796 | 2:50.454 | 1:36.036 | 2:03.306 | 4.307 | | 26.110 | 7.919 | 291.4 | 19:42 | 42:29.499 | | |
| 8 | 3 | 4:14.337 | 42.621 | 1:33.408 | 1:58.308 | 4.252 | 4.279 | 24.436 | 7.454 | 294.5 | 19:46 | 46:43.836 | | |
| 9 | 3 | 4:09.928 | 42.079 | 1:32.973 | 1:54.876 | 3.919 | 4.592 | 23.220 | 7.208 | 295.3 | 19:50 | 50:53.764 | | |
| 10 | 3 | 4:01.299 | 39.088 | 1:31.053 | 1:51.158 | 3.922 | 4.196 | 21.615 | 7.361 | 296.1 | 19:54 | 54:55.063 | | |
| 11 | 3 | 3:51.267 | 36.202 | 1:29.136 | 1:45.929 | 3.790 | 4.205 | 18.864 | 7.472 | 296.1 | 19:58 | 58:46.330 | | |
| 12 | 3 | 3:59.430 B | 36.631 | 1:28.996 | 1:53.803 | | 4.166 | 19.120 | | 298.5 | 20:02 | 1:02:45.760 | | |
| 13 | 2 | 18:49.460 | ... | 1:44.883 | 1:44.676 | 3.673 | | 18.140 | 7.136 | 249.5 | 20:21 | 1:21:35.220 | | |
| 14 | 2 | 3:47.677 | 35.999 | 1:28.456 | 1:43.222 | 3.636 | 4.164 | 17.894 | 6.711 | 296.9 | 20:25 | 1:25:22.897 | | |
| 15 | 2 | 3:53.738 | 37.649 | 1:28.646 | 1:47.443 | 3.616 | 4.135 | 19.360 | 6.803 | 297.7 | 20:29 | 1:29:16.635 | | |
| 16 | 2 | 3:47.284 | 35.531 | 1:28.582 | 1:43.171 | 3.751 | 4.130 | 17.737 | 6.825 | 295.3 | 20:33 | 1:33:03.919 | | |
| 17 | 2 | 4:01.260 B | 36.563 | 1:29.046 | 1:55.651 | 1:41.594 | | 21.237 | | 295.3 | 20:37 | 1:37:05.179 | | |
| 18 | 1 | 5:43.128 | 2:33.272 | 1:28.262 | 1:41.594 | 3.591 | | 17.423 | 6.115 | 296.1 | 20:42 | 1:42:48.307 | | |
| 19 | 1 | 3:42.581 | 35.068 | 1:27.350 | 1:40.163 | 3.529 | 4.123 | 17.251 | 5.937 | 296.1 | 20:46 | 1:46:30.888 | | |
| 20 | 1 | 3:42.961 | 35.033 | 1:26.581 | 1:41.347 | 3.600 | 4.093 | 17.778 | 6.136 | 299.3 | 20:50 | 1:50:13.849 | | |
| 21 | 1 | 3:45.049 | 35.692 | 1:27.127 | 1:42.230 | 3.548 | 4.104 | 18.930 | 6.199 | 296.9 | 20:53 | 1:53:58.898 | | |
| 22 | 1 | 3:45.575 | 34.905 | 1:28.354 | 1:42.316 | 3.750 | 4.087 | 17.331 | 7.027 | 296.9 | 20:57 | 1:57:44.473 | | |
| 23 | 1 | 3:52.413 B | 36.355 | 1:27.490 | 1:48.568 | | 4.164 | 17.488 | | 294.5 | 21:01 | 2:01:36.886 | | |

| | | | | | | | | | | | | | | |
|-----------|--------------------|--------------------|----------------|----------|----------|-------|-------|--------|-------|-------|-------|-----------|---------------|--|
| 24 | Oak Racing | | | | | | | | | | | | Morgan - Judd | |
| | 1. Jacques Nicolet | | 3. Olivier Pla | | | | | | | | | | LMP2 | |
| | | 2. Matthieu Lahaye | | | | | | | | | | | | |
| 1 | 1 | 4:50.920 B | 1:11.158 | 1:38.573 | 2:01.189 | | | 20.958 | | 209.3 | 19:04 | 4:50.920 | | |
| 2 | 1 | 8:52.091 B | 5:25.324 | 1:31.225 | 1:55.542 | | | 20.337 | | 288.3 | 19:13 | 13:43.011 | | |
| 3 | 1 | 5:58.637 | 2:42.604 | 1:30.731 | 1:45.302 | 3.728 | | 19.449 | 6.695 | 297.7 | 19:19 | 19:41.648 | | |
| 4 | 1 | 3:49.534 | 35.812 | 1:28.690 | 1:45.032 | 3.804 | 4.178 | 19.322 | 6.838 | 298.5 | 19:23 | 23:31.182 | | |
| 5 | 1 | 3:50.310 | 36.198 | 1:29.128 | 1:44.984 | 3.653 | 4.186 | 19.494 | 6.772 | 300.2 | 19:27 | 27:21.492 | | |
| 6 | 1 | 3:48.985 | 35.868 | 1:28.949 | 1:44.168 | 3.667 | 4.139 | 19.388 | 6.492 | 296.9 | 19:31 | 31:10.477 | | |
| 7 | 1 | 4:07.171 B | 37.939 | 1:29.777 | 1:59.455 | | 4.128 | 21.098 | | 298.5 | 19:35 | 35:17.648 | | |
| 8 | 3 | 11:59.578 B | 5:52.629 | 1:27.110 | 4:39.839 | | | 22.513 | | 302.7 | 19:47 | 47:17.226 | | |



24 HEURES DU MANS

16-17 JUN 2012



FIA WEC

80^e Edition des 24 Heures du Mans

Qualifying Practice Session 2

Sector Analysis

■ Personal Best ■ Session Best B Crossing the finish line in pit lane

| Lap | D | Time | Sector 1 | Sector 2 | Sector 3 | T6 | T7 | Porsche | Ford | T. Spd | Hour | Elapsed |
|-----|---|------------|----------|----------|----------|-------|-------|---------|-------|--------|-------|-------------|
| 9 | 3 | 9:55.836 B | 6:28.991 | 1:30.167 | 1:56.678 | | | 20.110 | | 285.3 | 19:57 | 57:13.062 |
| 10 | 3 | 7:53.781 | 4:45.919 | 1:26.771 | 1:41.091 | 3.468 | | 17.613 | 6.226 | 301.8 | 20:05 | 1:05:06.843 |
| 11 | 3 | 3:40.743 | 34.519 | 1:26.003 | 1:40.221 | 3.438 | 4.066 | 16.929 | 6.014 | 303.5 | 20:08 | 1:08:47.586 |
| 12 | 3 | 3:42.150 | 34.227 | 1:25.078 | 1:42.845 | 3.459 | 4.044 | 19.859 | 6.108 | 303.5 | 20:12 | 1:12:29.736 |
| 13 | 3 | 3:40.050 | 34.216 | 1:25.283 | 1:40.551 | 3.726 | 4.040 | 17.616 | 6.242 | 304.3 | 20:16 | 1:16:09.786 |
| 14 | 3 | 3:39.213 | 34.304 | 1:25.134 | 1:39.775 | 3.461 | 4.140 | 17.536 | 5.862 | 306.1 | 20:19 | 1:19:48.999 |
| 15 | 3 | 3:50.392 B | 34.492 | 1:25.498 | 1:50.402 | | 4.059 | 18.436 | | 303.5 | 20:23 | 1:23:39.391 |
| 16 | 3 | 11:09.852 | 7:37.180 | 1:40.284 | 1:52.388 | 3.407 | | 17.813 | 6.168 | 253.5 | 20:34 | 1:34:49.243 |
| 17 | 3 | 3:38.954 | 34.126 | 1:25.818 | 1:39.010 | 3.423 | 4.063 | 16.916 | 5.822 | 297.7 | 20:38 | 1:38:28.197 |
| 18 | 3 | 3:39.450 | 34.087 | 1:25.512 | 1:39.851 | 3.438 | 4.060 | 17.369 | 6.067 | 301.0 | 20:42 | 1:42:07.647 |
| 19 | 3 | 4:00.274 B | 37.128 | 1:28.979 | 1:54.167 | | 4.048 | 19.135 | | 299.3 | 20:46 | 1:46:07.921 |
| 20 | 3 | 7:21.537 | 4:13.984 | 1:27.042 | 1:40.511 | 3.418 | | 17.500 | 6.019 | 303.5 | 20:53 | 1:53:29.458 |
| 21 | 3 | 3:41.157 | 34.105 | 1:25.613 | 1:41.439 | 3.437 | 4.051 | 18.795 | 6.252 | 302.7 | 20:57 | 1:57:10.615 |
| 22 | 3 | 3:38.598 | 34.164 | 1:25.528 | 1:38.906 | 3.445 | 4.058 | 16.992 | 5.792 | 304.3 | 21:00 | 2:00:49.213 |

25

ADR-Delta
1. John Martin
2. Jan Charouz

3. Tor Graves

Oreca 03 - Nissan
LMP2

| | | | | | | | | | | | | |
|----|---|-------------|----------|----------|----------|-------|-------|--------|-------|-------|-------|-------------|
| 1 | 2 | 11:32.986 B | 8:12.053 | 1:30.072 | 1:50.861 | | | 18.269 | | 293.7 | 19:11 | 11:32.986 |
| 2 | 2 | 11:02.424 | 7:51.918 | 1:28.805 | 1:41.701 | 3.574 | | 17.508 | 6.564 | 296.9 | 19:22 | 22:35.410 |
| 3 | 2 | 3:44.733 | 35.082 | 1:27.031 | 1:42.620 | 3.547 | 4.081 | 18.895 | 6.388 | 297.7 | 19:26 | 26:20.143 |
| 4 | 2 | 3:48.538 | 37.783 | 1:27.155 | 1:43.600 | 3.574 | 4.071 | 17.359 | 9.078 | 299.3 | 19:30 | 30:08.681 |
| 5 | 2 | 3:43.116 | 34.759 | 1:26.219 | 1:42.138 | 3.622 | 4.077 | 18.507 | 6.413 | 301.0 | 19:33 | 33:51.797 |
| 6 | 2 | 3:48.827 | 34.684 | 1:28.432 | 1:45.711 | 3.552 | 4.094 | 19.610 | 7.296 | 301.0 | 19:37 | 37:40.624 |
| 7 | 2 | 3:41.060 | 34.689 | 1:26.117 | 1:40.254 | 3.589 | 4.071 | 17.304 | 6.341 | 298.5 | 19:41 | 41:21.684 |
| 8 | 2 | 4:00.064 B | 34.532 | 1:26.206 | 1:59.326 | | 4.086 | 22.266 | | 299.3 | 19:45 | 45:21.748 |
| 9 | 2 | 14:27.481 | ... | 1:32.960 | 1:47.973 | 3.541 | | 17.803 | 6.468 | 296.1 | 19:59 | 59:49.229 |
| 10 | 2 | 3:40.273 | 34.087 | 1:25.505 | 1:40.681 | 3.500 | 4.061 | 18.316 | 6.237 | 297.7 | 20:03 | 1:03:29.502 |
| 11 | 2 | 3:40.174 | 34.734 | 1:25.666 | 1:39.774 | 3.693 | 4.043 | 16.978 | 6.352 | 300.2 | 20:07 | 1:07:09.676 |
| 12 | 2 | 5:21.765 B | 42.161 | 2:09.642 | 2:29.962 | | 4.100 | 24.030 | | 177.4 | 20:12 | 1:12:31.441 |
| 13 | 3 | 9:11.229 | 5:52.897 | 1:32.286 | 1:46.046 | 3.674 | | 18.834 | 6.525 | 296.9 | 20:21 | 1:21:42.670 |
| 14 | 3 | 3:46.573 | 35.244 | 1:28.044 | 1:43.285 | 3.590 | 4.117 | 18.999 | 6.488 | 299.3 | 20:25 | 1:25:29.243 |
| 15 | 3 | 3:48.030 | 35.260 | 1:27.287 | 1:45.483 | 3.604 | 4.085 | 19.083 | 7.084 | 301.8 | 20:29 | 1:29:17.273 |
| 16 | 3 | 3:54.236 | 36.766 | 1:29.092 | 1:48.378 | 3.747 | 4.072 | 19.180 | 7.929 | 300.2 | 20:33 | 1:33:11.509 |
| 17 | 3 | 4:04.177 B | 35.222 | 1:27.749 | 2:01.206 | | 4.119 | 23.524 | | 300.2 | 20:37 | 1:37:15.686 |
| 18 | 3 | 7:07.303 | 3:49.107 | 1:29.047 | 1:49.149 | 3.918 | | 18.876 | 7.278 | 298.5 | 20:44 | 1:44:22.989 |
| 19 | 3 | 3:53.680 B | 35.322 | 1:27.092 | 1:51.266 | | 4.166 | 18.329 | | 300.2 | 20:48 | 1:48:16.669 |
| 20 | 1 | 5:24.016 | 2:11.683 | 1:28.905 | 1:43.428 | 3.634 | | 18.909 | 6.476 | 299.3 | 20:53 | 1:53:40.685 |
| 21 | 1 | 3:53.019 B | 35.788 | 1:27.308 | 1:49.923 | | 4.081 | 17.953 | | 298.5 | 20:57 | 1:57:33.704 |
| 22 | 1 | 4:04.565 | 54.412 | 1:26.097 | 1:44.056 | 3.526 | | 19.695 | 6.412 | 301.0 | 21:01 | 2:01:38.269 |

26

Signatech Nissan
1. Nelson Panciatichi
2. Pierre Ragues

3. Roman Rusinov

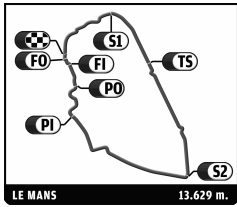
Oreca 03 - Nissan
LMP2

| | | | | | | | | | | | | |
|----|---|------------|----------|----------|----------|-------|-------|--------|--------|-------|-------|-------------|
| 1 | 2 | 6:16.341 B | 1:06.487 | 2:17.345 | 2:52.509 | | | 32.574 | | 174.5 | 19:06 | 6:16.341 |
| 2 | 2 | 10:11.085 | 5:51.965 | 1:56.467 | 2:22.653 | 5.493 | | 25.947 | 11.200 | 224.8 | 19:16 | 16:27.426 |
| 3 | 2 | 4:56.501 | 50.812 | 1:50.413 | 2:15.276 | 5.523 | 5.469 | 24.191 | 11.582 | 232.0 | 19:21 | 21:23.927 |
| 4 | 2 | 4:22.589 | 48.630 | 1:40.923 | 1:53.036 | 4.046 | 6.100 | 21.415 | 7.419 | 222.1 | 19:25 | 25:46.516 |
| 5 | 2 | 4:18.718 | 40.596 | 1:40.476 | 1:57.646 | 3.943 | 4.354 | 21.643 | 7.218 | 262.6 | 19:30 | 30:05.234 |
| 6 | 2 | 4:25.213 B | 40.910 | 1:39.283 | 2:05.020 | | 4.359 | 22.023 | | 258.3 | 19:34 | 34:30.447 |
| 7 | 2 | 8:29.373 | 5:00.178 | 1:37.546 | 1:51.649 | 3.791 | | 21.485 | 7.379 | 283.1 | 19:42 | 42:59.820 |
| 8 | 2 | 4:03.055 | 38.043 | 1:33.329 | 1:51.683 | 3.678 | 4.177 | 20.879 | 6.808 | 277.3 | 19:47 | 47:02.875 |
| 9 | 2 | 4:00.691 | 38.321 | 1:32.027 | 1:50.343 | 3.634 | 4.169 | 20.977 | 6.853 | 292.1 | 19:51 | 51:03.566 |
| 10 | 2 | 3:58.135 | 38.016 | 1:31.249 | 1:48.870 | 3.672 | 4.133 | 21.004 | 6.738 | 284.5 | 19:55 | 55:01.701 |
| 11 | 2 | 4:32.781 B | 38.140 | 1:40.053 | 2:14.588 | | 4.140 | 22.759 | | 248.9 | 19:59 | 59:34.482 |
| 12 | 1 | 7:47.122 | 4:34.604 | 1:30.824 | 1:41.694 | 3.484 | | 18.007 | 6.012 | 289.8 | 20:07 | 1:07:21.604 |
| 13 | 1 | 3:39.633 | 34.134 | 1:26.275 | 1:39.224 | 3.471 | 4.071 | 16.992 | 5.914 | 296.1 | 20:11 | 1:11:01.237 |
| 14 | 1 | 3:40.840 | 33.967 | 1:25.648 | 1:41.225 | 3.424 | 4.067 | 17.612 | 6.001 | 296.9 | 20:14 | 1:14:42.077 |
| 15 | 1 | 3:39.486 | 34.177 | 1:25.855 | 1:39.454 | 3.469 | 4.049 | 16.936 | 5.993 | 296.9 | 20:18 | 1:18:21.563 |



24 HEURES DU MANS

16-17 JUIN 2012



FIA WEC

80^e Edition des 24 Heures du Mans

Qualifying Practice Session 2

Sector Analysis

■ Personal Best ■ Session Best B Crossing the finish line in pit lane

| Lap | D | Time | Sector 1 | Sector 2 | Sector 3 | T6 | T7 | Porsche | Ford | T. Spd | Hour | Elapsed |
|-----|---|-----------------|----------|-----------------|----------|-------|-------|---------|-------|--------|-------|-------------|
| 16 | 1 | 3:48.652 | 34.822 | 1:27.980 | 1:45.850 | 3.460 | 4.065 | 18.505 | 6.000 | 280.2 | 20:22 | 1:22:10.215 |
| 17 | 1 | 3:43.263 | 34.358 | 1:28.119 | 1:40.786 | 3.481 | 4.056 | 17.858 | 6.207 | 297.7 | 20:25 | 1:25:53.478 |
| 18 | 1 | 3:58.553 B | 34.693 | 1:29.691 | 1:54.169 | | 4.050 | 19.900 | | 296.1 | 20:29 | 1:29:52.031 |
| 19 | 1 | 6:49.805 | 3:26.149 | 1:37.864 | 1:45.792 | 3.461 | | 17.778 | 6.153 | 283.1 | 20:36 | 1:36:41.836 |
| 20 | 1 | 3:39.722 | 34.300 | 1:25.873 | 1:39.549 | 3.442 | 4.077 | 17.120 | 5.946 | 297.7 | 20:40 | 1:40:21.558 |
| 21 | 1 | 3:51.450 | 34.152 | 1:28.560 | 1:48.738 | 3.432 | 4.065 | 20.544 | 6.095 | 292.9 | 20:44 | 1:44:13.008 |
| 22 | 1 | 3:39.152 | 34.073 | 1:25.845 | 1:39.234 | 3.422 | 4.064 | 16.886 | 5.767 | 293.7 | 20:47 | 1:47:52.160 |
| 23 | 1 | 3:41.576 | 34.054 | 1:25.499 | 1:42.023 | 3.498 | 4.052 | 17.170 | 6.559 | 298.5 | 20:51 | 1:51:33.736 |
| 24 | 1 | 3:52.165 B | 34.188 | 1:26.071 | 1:51.906 | | 4.085 | 17.045 | | 294.5 | 20:55 | 1:55:25.901 |

| 28 | | Gulf Racing Middle East | | 3.Ludovic Badey | | Lola B12/80 Coupe - Nissan LMP2 | | | | | | |
|----|---|-------------------------|---------------|-----------------|-----------------|---------------------------------|-------|--------|-------|-------|-------|-------------|
| | | 1.Fabien Giroix | | | | | | | | | | |
| | | 2.Stefan Johansson | | | | | | | | | | |
| 1 | 2 | 51:52.379 | ... | 1:34.651 | 1:46.805 | 3.573 | | 19.012 | 6.424 | 253.5 | 19:51 | 51:52.379 |
| 2 | 2 | 3:49.309 | 35.950 | 1:29.137 | 1:44.222 | 3.598 | 4.118 | 18.388 | 6.427 | 296.1 | 19:55 | 55:41.688 |
| 3 | 2 | 3:47.670 | 35.538 | 1:28.663 | 1:43.469 | 3.586 | 4.123 | 18.089 | 6.105 | 293.7 | 19:59 | 59:29.358 |
| 4 | 2 | 4:08.115 B | 36.803 | 1:30.402 | 2:00.910 | | 4.112 | 19.573 | | 293.7 | 20:03 | 1:03:37.473 |
| 5 | 3 | 7:13.465 | 3:57.052 | 1:29.953 | 1:46.460 | 3.700 | | 19.028 | 6.769 | 292.9 | 20:10 | 1:10:50.938 |
| 6 | 3 | 3:47.244 | 35.630 | 1:27.711 | 1:43.903 | 3.703 | 4.147 | 18.134 | 6.320 | 298.5 | 20:14 | 1:14:38.182 |
| 7 | 3 | 4:33.661 B | 35.382 | 1:40.344 | 2:17.935 | | 4.149 | 22.603 | | 293.7 | 20:19 | 1:19:11.843 |

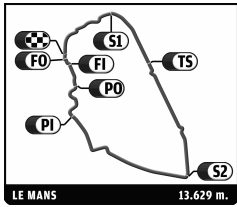
| 30 | | Status Grand Prix | | 3.Romain Iannetta | | Lola - Judd LMP2 | | | | | | |
|----|---|-------------------|---------------|-------------------|-----------------|------------------|-------|--------|-------|-------|-------|-------------|
| | | 1.Alexander Sims | | | | | | | | | | |
| | | 2.Yelmer Buurman | | | | | | | | | | |
| 1 | 1 | 20:02.686 B | ... | 1:32.897 | 1:51.569 | | | 17.954 | | 258.9 | 19:20 | 20:02.686 |
| 2 | 1 | 13:46.192 B | 8:25.105 | 2:20.579 | 3:00.508 | | | 30.303 | | 135.1 | 19:33 | 33:48.878 |
| 3 | 1 | 49:47.512 | ... | 1:31.232 | 1:43.313 | 3.530 | | 18.098 | 6.211 | 269.1 | 20:23 | 1:23:36.390 |
| 4 | 1 | 3:55.093 B | 34.737 | 1:27.050 | 1:53.306 | | 4.125 | 17.968 | | 292.9 | 20:27 | 1:27:31.483 |
| 5 | 2 | 6:46.357 | 3:32.485 | 1:31.579 | 1:42.293 | 3.590 | | 17.646 | 6.205 | 291.4 | 20:34 | 1:34:17.840 |
| 6 | 2 | 3:44.828 | 34.288 | 1:27.298 | 1:43.242 | 3.532 | 4.147 | 18.310 | 6.103 | 292.9 | 20:38 | 1:38:02.668 |
| 7 | 2 | 3:43.584 | 35.621 | 1:27.220 | 1:40.743 | 3.608 | 4.131 | 17.025 | 6.332 | 293.7 | 20:41 | 1:41:46.252 |
| 8 | 2 | 3:42.518 | 34.464 | 1:27.319 | 1:40.735 | 3.860 | 4.149 | 16.909 | 6.467 | 295.3 | 20:45 | 1:45:28.770 |
| 9 | 2 | 3:48.066 | 36.584 | 1:29.053 | 1:42.429 | 3.571 | 4.239 | 17.777 | 6.282 | 294.5 | 20:49 | 1:49:16.836 |
| 10 | 2 | 3:44.056 | 34.702 | 1:27.411 | 1:41.943 | 3.702 | 4.133 | 17.202 | 6.286 | 293.7 | 20:53 | 1:53:00.892 |
| 11 | 2 | 3:50.999 | 35.712 | 1:29.698 | 1:45.589 | 3.676 | 4.166 | 18.878 | 6.607 | 291.4 | 20:56 | 1:56:51.891 |
| 12 | 2 | 3:50.937 | 35.813 | 1:28.141 | 1:46.983 | 3.607 | 4.178 | 20.834 | 6.306 | 291.4 | 21:00 | 2:00:42.828 |

| 35 | | Oak Racing | | 3.Maxime Martin | | Morgan - Nissan LMP2 | | | | | | |
|----|---|----------------------------|---------------|-----------------|----------|----------------------|-------|--------|-------|-------|-------|-------------|
| | | 1.David Heinemeier Hansson | | | | | | | | | | |
| | | 2.Bas Leinders | | | | | | | | | | |
| 1 | 1 | 4:57.420 B | 1:16.310 | 1:40.279 | 2:00.831 | | | 21.384 | | 182.1 | 19:04 | 4:57.420 |
| 2 | 1 | 7:29.229 | 4:15.366 | 1:28.657 | 1:45.206 | 3.762 | | 18.988 | 6.572 | 297.7 | 19:12 | 12:26.649 |
| 3 | 1 | 3:51.089 | 35.862 | 1:28.780 | 1:46.447 | 3.651 | 4.143 | 20.009 | 6.874 | 301.8 | 19:16 | 16:17.738 |
| 4 | 1 | 3:46.720 | 35.636 | 1:28.004 | 1:43.080 | 3.581 | 4.107 | 18.792 | 6.305 | 301.0 | 19:20 | 20:04.458 |
| 5 | 1 | 3:45.432 | 35.379 | 1:27.166 | 1:42.887 | 3.655 | 4.081 | 18.750 | 6.335 | 300.2 | 19:23 | 23:49.890 |
| 6 | 1 | 3:58.829 B | 37.842 | 1:28.675 | 1:52.312 | | 4.092 | 19.460 | | 287.5 | 19:27 | 27:48.719 |
| 7 | 1 | 9:21.595 | 6:11.857 | 1:27.472 | 1:42.266 | 3.568 | | 18.546 | 6.240 | 300.2 | 19:37 | 37:10.314 |
| 8 | 1 | 3:43.535 | 35.013 | 1:26.159 | 1:42.363 | 3.604 | 4.093 | 18.880 | 6.276 | 302.7 | 19:40 | 40:53.849 |
| 9 | 1 | 4:05.093 B | 35.806 | 1:28.775 | 2:00.512 | | 4.091 | 21.067 | | 301.0 | 19:44 | 44:58.942 |
| 10 | 3 | 9:40.920 B | 6:17.918 | 1:29.949 | 1:53.053 | | | 18.910 | | 294.5 | 19:54 | 54:39.862 |
| 11 | 3 | 4:30.472 | 1:20.502 | 1:27.525 | 1:42.445 | 3.492 | | 18.723 | 6.257 | 301.0 | 19:59 | 59:10.334 |
| 12 | 3 | 3:42.252 | 34.421 | 1:26.528 | 1:41.303 | 3.596 | 4.057 | 17.809 | 6.783 | 299.3 | 20:02 | 1:02:52.586 |
| 13 | 3 | 3:43.478 | 34.918 | 1:26.490 | 1:42.070 | 3.548 | 4.089 | 18.557 | 6.145 | 301.8 | 20:06 | 1:06:36.064 |
| 14 | 3 | 3:41.336 | 34.654 | 1:26.164 | 1:40.518 | 3.594 | 4.073 | 17.718 | 5.962 | 300.2 | 20:10 | 1:10:17.400 |
| 15 | 3 | 3:53.170 B | 34.902 | 1:26.996 | 1:51.272 | | 4.080 | 19.030 | | 301.8 | 20:14 | 1:14:10.570 |
| 16 | 3 | 6:29.555 | 3:20.314 | 1:27.564 | 1:41.677 | 3.444 | | 18.381 | 6.064 | 299.3 | 20:20 | 1:20:40.125 |
| 17 | 3 | 3:41.213 | 34.321 | 1:25.724 | 1:41.168 | 3.457 | 4.035 | 17.443 | 6.015 | 301.0 | 20:24 | 1:24:21.338 |
| 18 | 3 | 3:40.070 | 34.366 | 1:25.342 | 1:40.362 | 3.465 | 4.035 | 18.107 | 5.876 | 301.8 | 20:28 | 1:28:01.408 |
| 19 | 3 | 3:40.990 | 34.392 | 1:25.836 | 1:40.762 | 3.463 | 4.025 | 18.105 | 5.937 | 302.7 | 20:31 | 1:31:42.398 |



24 HEURES DU MANS

16-17 JUIN 2012



FIA WEC

80^e Edition des 24 Heures du Mans

Qualifying Practice Session 2

Sector Analysis

■ Personal Best ■ Session Best B Crossing the finish line in pit lane

| Lap | D | Time | Sector 1 | Sector 2 | Sector 3 | T6 | T7 | Porsche | Ford | T. Spd | Hour | Elapsed |
|-----|---|-------------------|----------|----------|-----------------|-------|-------|---------|-------|--------|-------|-------------|
| 20 | 3 | 3:39.899 | 34.449 | 1:25.826 | 1:39.624 | 3.446 | 4.033 | 17.470 | 5.890 | 300.2 | 20:35 | 1:35:22.297 |
| 21 | 3 | 3:53.188 B | 35.129 | 1:26.947 | 1:51.112 | | 4.027 | 18.044 | | 301.8 | 20:39 | 1:39:15.485 |

| 38 | | Jota | | 3.Haruki Kurosawa | | | | | | Zytek Z11SN - Nissan | | LMP2 | |
|----|---|-------------------|---------------|-------------------|-----------------|--------|--------|--------|-------|----------------------|-------|-------------|--|
| | | 1.Simon Dolan | | | | | | | | | | | |
| | | 2.Sam Hancock | | | | | | | | | | | |
| 1 | 1 | 7:03.120 B | 3:30.503 | 1:34.592 | 1:58.025 | | | 19.487 | | 280.9 | 19:07 | 7:03.120 | |
| 2 | 1 | 20:33.982 | ... | 1:32.876 | 1:47.408 | 6.827 | | 17.839 | 7.252 | 283.1 | 19:27 | 27:37.102 | |
| 3 | 1 | 3:48.420 | 36.316 | 1:28.992 | 1:43.112 | 3.660 | 4.694 | 17.837 | 6.768 | 289.8 | 19:31 | 31:25.522 | |
| 4 | 1 | 3:48.794 | 34.980 | 1:27.839 | 1:45.975 | 3.638 | 4.096 | 20.678 | 6.528 | 291.4 | 19:35 | 35:14.316 | |
| 5 | 1 | 3:46.862 | 34.914 | 1:28.866 | 1:43.082 | 3.638 | 4.090 | 17.762 | 6.407 | 291.4 | 19:39 | 39:01.178 | |
| 6 | 1 | 3:45.237 | 35.188 | 1:27.482 | 1:42.567 | 3.659 | 4.092 | 17.894 | 6.399 | 292.1 | 19:42 | 42:46.415 | |
| 7 | 1 | 4:06.894 B | 36.701 | 1:28.020 | 2:02.173 | | 4.084 | 19.869 | | 295.3 | 19:46 | 46:53.309 | |
| 8 | 3 | 6:14.148 | 2:58.169 | 1:31.082 | 1:44.897 | 3.595 | | 18.944 | 6.395 | 292.1 | 19:53 | 53:07.457 | |
| 9 | 3 | 3:48.266 | 35.306 | 1:29.094 | 1:43.866 | 3.576 | 4.078 | 18.553 | 6.411 | 291.4 | 19:56 | 56:55.723 | |
| 10 | 3 | 3:45.904 | 35.090 | 1:28.073 | 1:42.741 | 3.568 | 4.068 | 17.998 | 6.260 | 292.1 | 20:00 | 1:00:41.627 | |
| 11 | 3 | 3:48.667 | 36.745 | 1:28.870 | 1:43.052 | 3.555 | 4.067 | 18.348 | 6.139 | 292.1 | 20:04 | 1:04:30.294 | |
| 12 | 3 | 3:45.256 | 34.770 | 1:27.820 | 1:42.666 | 3.583 | 4.055 | 18.176 | 6.170 | 294.5 | 20:08 | 1:08:15.550 | |
| 13 | 3 | 4:06.648 B | 38.270 | 1:30.650 | 1:57.728 | | 4.068 | 20.112 | | 293.7 | 20:12 | 1:12:22.198 | |
| 14 | 2 | 5:42.678 | 2:31.959 | 1:28.500 | 1:42.219 | 3.531 | | 17.804 | 5.972 | 292.9 | 20:18 | 1:18:04.876 | |
| 15 | 2 | 3:47.026 | 35.468 | 1:26.929 | 1:44.629 | 3.506 | 4.070 | 19.815 | 6.000 | 293.7 | 20:21 | 1:21:51.902 | |
| 16 | 2 | 3:44.422 | 35.270 | 1:26.697 | 1:42.455 | 3.582 | 4.071 | 17.463 | 6.616 | 292.9 | 20:25 | 1:25:36.324 | |
| 17 | 2 | 3:55.137 B | 34.880 | 1:26.896 | 1:53.361 | | 4.085 | 18.968 | | 293.7 | 20:29 | 1:29:31.461 | |
| 18 | 2 | 15:23.870 | ... | 1:29.086 | 1:42.389 | 3.434 | | 17.670 | 5.993 | 291.4 | 20:44 | 1:44:55.331 | |
| 19 | 2 | 3:55.739 | 37.241 | 1:29.357 | 1:49.141 | 3.415 | 4.032 | 19.771 | 6.866 | 290.6 | 20:48 | 1:48:51.070 | |
| 20 | 2 | 3:41.428 | 34.609 | 1:26.137 | 1:40.682 | 3.490 | 4.039 | 17.387 | 6.327 | 294.5 | 20:52 | 1:52:32.498 | |
| 21 | 2 | 3:55.417 | 34.689 | 1:26.449 | 1:54.279 | 17.665 | 4.052 | 17.558 | 5.737 | 296.1 | 20:56 | 1:56:27.915 | |
| 22 | 2 | 5:23.607 B | 1:03.075 | 1:59.633 | 2:20.899 | | 13.031 | 24.731 | | 204.6 | 21:01 | 2:01:51.522 | |

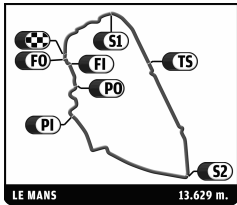
| 40 | | Race Performance | | 3.Ralph Meichtry | | | | | | Oreca 03 - Judd | | LMP2 | |
|----|---|--------------------|---------------|------------------|-----------------|-------|-------|--------|-------|-----------------|-------|-------------|--|
| | | 1.Michel Frey | | | | | | | | | | | |
| | | 2.Jonathan Hirschi | | | | | | | | | | | |
| 1 | 1 | 4:34.467 B | 1:01.266 | 1:34.163 | 1:59.038 | | | 19.741 | | 286.0 | 19:04 | 4:34.467 | |
| 2 | 1 | 12:34.042 | 9:19.627 | 1:29.870 | 1:44.545 | 3.542 | | 18.624 | 6.462 | 298.5 | 19:17 | 17:08.509 | |
| 3 | 1 | 3:49.969 | 35.578 | 1:29.170 | 1:45.221 | 3.516 | 4.124 | 18.526 | 6.447 | 299.3 | 19:20 | 20:58.478 | |
| 4 | 1 | 3:47.955 | 36.600 | 1:28.900 | 1:42.455 | 3.528 | 4.108 | 18.031 | 6.280 | 294.5 | 19:24 | 24:46.433 | |
| 5 | 1 | 3:46.618 | 35.086 | 1:28.682 | 1:42.850 | 3.566 | 4.103 | 17.953 | 6.892 | 300.2 | 19:28 | 28:33.051 | |
| 6 | 1 | 3:43.874 | 35.023 | 1:27.686 | 1:41.165 | 3.515 | 4.120 | 17.565 | 6.093 | 294.5 | 19:32 | 32:16.925 | |
| 7 | 1 | 3:45.103 | 34.680 | 1:26.964 | 1:43.459 | 3.462 | 4.098 | 18.405 | 6.224 | 296.1 | 19:36 | 36:02.028 | |
| 8 | 1 | 3:44.270 | 34.793 | 1:26.881 | 1:42.596 | 3.546 | 4.080 | 18.393 | 6.089 | 296.9 | 19:39 | 39:46.298 | |
| 9 | 1 | 3:43.619 | 35.232 | 1:26.737 | 1:41.650 | 3.520 | 4.101 | 17.953 | 6.288 | 298.5 | 19:43 | 43:29.917 | |
| 10 | 1 | 41:45.291 B | 36.917 | 1:54.950 | ... | | 4.090 | 32.642 | | 268.5 | 20:25 | 1:25:15.208 | |
| 11 | 1 | 31:25.135 | ... | 1:29.868 | 1:44.638 | 3.510 | | 18.884 | 6.488 | 300.2 | 20:56 | 1:56:40.343 | |
| 12 | 1 | 3:45.183 | 35.462 | 1:27.448 | 1:42.273 | 3.489 | 4.086 | 18.167 | 6.208 | 300.2 | 21:00 | 2:00:25.526 | |

| 41 | | Greaves Motorsport | | 3.Elton Julian | | | | | | Zytek Z11SN - Nissan | | LMP2 | |
|----|---|--------------------|----------|-----------------|----------|-------|-------|--------|-------|----------------------|-------|-----------|--|
| | | 1.Christian Zugel | | | | | | | | | | | |
| | | 2.Ricardo Gonzalez | | | | | | | | | | | |
| 1 | 3 | 5:23.712 B | 1:32.994 | 1:44.005 | 2:06.713 | | | 22.097 | | 210.9 | 19:05 | 5:23.712 | |
| 2 | 3 | 8:10.859 | 4:51.256 | 1:33.580 | 1:46.023 | 3.691 | | 19.720 | 6.548 | 287.5 | 19:13 | 13:34.571 | |
| 3 | 3 | 3:45.036 | 35.058 | 1:28.057 | 1:41.921 | 3.518 | 4.148 | 18.171 | 6.174 | 296.1 | 19:17 | 17:19.607 | |
| 4 | 3 | 3:47.272 | 35.017 | 1:28.254 | 1:44.001 | 3.545 | 4.081 | 18.569 | 6.367 | 293.7 | 19:21 | 21:06.879 | |
| 5 | 3 | 3:51.559 | 35.085 | 1:28.550 | 1:47.924 | 3.507 | 4.066 | 19.387 | 6.752 | 293.7 | 19:24 | 24:58.438 | |
| 6 | 3 | 4:02.514 B | 34.604 | 1:28.087 | 1:59.823 | | 4.063 | 20.475 | | 294.5 | 19:29 | 29:00.952 | |
| 7 | 2 | 6:15.309 | 3:01.928 | 1:29.812 | 1:43.569 | 3.638 | | 18.306 | 6.291 | 291.4 | 19:35 | 35:16.261 | |
| 8 | 2 | 3:45.320 | 34.837 | 1:28.109 | 1:42.374 | 3.671 | 4.106 | 18.200 | 6.380 | 292.9 | 19:39 | 39:01.581 | |
| 9 | 2 | 3:45.139 | 35.157 | 1:27.549 | 1:42.433 | 3.582 | 4.115 | 18.360 | 6.277 | 294.5 | 19:42 | 42:46.720 | |
| 10 | 2 | 3:44.442 | 35.528 | 1:26.989 | 1:41.925 | 3.542 | 4.079 | 17.817 | 6.170 | 292.9 | 19:46 | 46:31.162 | |
| 11 | 2 | 3:55.621 B | 34.639 | 1:28.745 | 1:52.237 | | 4.072 | 17.942 | | 292.9 | 19:50 | 50:26.783 | |



24 HEURES DU MANS

16-17 JUIN 2012



FIA WEC

80^e Edition des 24 Heures du Mans

Qualifying Practice Session 2

Sector Analysis

■ Personal Best ■ Session Best B Crossing the finish line in pit lane

| Lap | D | Time | Sector 1 | Sector 2 | Sector 3 | T6 | T7 | Porsche | Ford | T. Spd | Hour | Elapsed |
|-----|---|-----------|----------|----------|----------|-------|-------|---------|-------|--------|-------|-------------|
| 12 | 1 | 5:57.909 | 2:34.395 | 1:32.960 | 1:50.554 | 3.846 | | 20.740 | 7.305 | 290.6 | 19:56 | 56:24.692 |
| 13 | 1 | 3:56.760 | 37.217 | 1:30.726 | 1:48.817 | 3.761 | 4.187 | 20.287 | 7.487 | 292.9 | 20:00 | 1:00:21.452 |
| 14 | 1 | 3:55.811 | 37.285 | 1:30.566 | 1:47.960 | 3.998 | 4.146 | 20.122 | 7.162 | 289.0 | 20:04 | 1:04:17.263 |
| 15 | 1 | 3:54.606 | 36.303 | 1:30.101 | 1:48.202 | 3.667 | 4.202 | 20.225 | 7.131 | 292.9 | 20:08 | 1:08:11.869 |
| 16 | 1 | 4:16.739B | 41.403 | 1:32.554 | 2:02.782 | | 4.114 | 21.094 | | 292.1 | 20:12 | 1:12:28.608 |
| 17 | 2 | 8:27.410B | 5:07.870 | 1:27.926 | 1:51.614 | | | 18.235 | | 294.5 | 20:20 | 1:20:56.018 |
| 18 | 2 | 5:00.621 | 1:51.290 | 1:28.314 | 1:41.017 | 3.552 | | 17.791 | 6.067 | 296.1 | 20:25 | 1:25:56.639 |
| 19 | 2 | 3:43.502 | 34.573 | 1:27.046 | 1:41.883 | 3.525 | 4.099 | 17.665 | 6.303 | 294.5 | 20:29 | 1:29:40.141 |
| 20 | 2 | 3:43.406 | 34.553 | 1:27.490 | 1:41.363 | 3.505 | 4.088 | 17.714 | 6.177 | 294.5 | 20:33 | 1:33:23.547 |
| 21 | 2 | 3:46.904 | 36.036 | 1:28.022 | 1:42.846 | 3.568 | 4.086 | 18.571 | 6.307 | 292.9 | 20:37 | 1:37:10.451 |
| 22 | 2 | 3:43.506 | 34.634 | 1:27.482 | 1:41.390 | 3.468 | 4.110 | 17.679 | 6.089 | 294.5 | 20:40 | 1:40:53.957 |
| 23 | 2 | 3:54.595B | 35.055 | 1:27.313 | 1:52.227 | | 4.058 | 19.386 | | 293.7 | 20:44 | 1:44:48.552 |

42 Greaves Motorsport
 1. Lucas Ordoñez
 2. Martin Brundle
 3. Alex Brundle
 Zytek Z11SN - Nissan
 LMP2

| | | | | | | | | | | | | |
|----|---|------------|----------|----------|----------|-------|-------|--------|-------|-------|-------|-------------|
| 1 | 2 | 10:00.038B | 6:31.871 | 1:33.897 | 1:54.270 | | | 18.412 | | 242.8 | 19:10 | 10:00.038 |
| 2 | 2 | 6:22.156 | 3:09.023 | 1:28.298 | 1:44.835 | 3.888 | | 19.614 | 6.882 | 293.7 | 19:16 | 16:22.194 |
| 3 | 2 | 3:46.057 | 35.175 | 1:27.814 | 1:43.068 | 3.531 | 4.187 | 19.841 | 6.048 | 293.7 | 19:20 | 20:08.251 |
| 4 | 2 | 3:42.299 | 34.626 | 1:26.740 | 1:40.933 | 3.489 | 4.080 | 17.731 | 6.126 | 294.5 | 19:23 | 23:50.550 |
| 5 | 2 | 3:56.671B | 36.878 | 1:27.938 | 1:51.855 | | 4.034 | 17.794 | | 292.9 | 19:27 | 27:47.221 |
| 6 | 2 | 9:05.638 | 5:53.633 | 1:28.869 | 1:43.136 | 3.575 | | 18.079 | 6.425 | 295.3 | 19:36 | 36:52.859 |
| 7 | 2 | 4:16.477B | 34.585 | 1:32.720 | 2:09.172 | | 4.097 | 24.347 | | 296.1 | 19:41 | 41:09.336 |
| 8 | 2 | 12:19.511 | 9:08.473 | 1:28.419 | 1:42.619 | 3.449 | | 18.019 | 6.313 | 267.8 | 19:53 | 53:28.847 |
| 9 | 2 | 3:43.276 | 34.266 | 1:26.325 | 1:42.685 | 3.475 | 4.038 | 17.819 | 6.964 | 296.9 | 19:57 | 57:12.123 |
| 10 | 2 | 3:40.738 | 34.679 | 1:26.011 | 1:40.048 | 3.478 | 4.055 | 17.365 | 5.944 | 296.1 | 20:00 | 1:00:52.861 |
| 11 | 2 | 3:57.364B | 36.483 | 1:29.620 | 1:51.261 | | 4.049 | 18.444 | | 296.1 | 20:04 | 1:04:50.225 |
| 12 | 1 | 7:14.951 | 4:00.389 | 1:32.068 | 1:42.494 | 3.483 | | 18.253 | 6.140 | 250.6 | 20:12 | 1:12:05.176 |
| 13 | 1 | 3:45.214 | 34.501 | 1:26.597 | 1:44.116 | 7.205 | 4.058 | 17.319 | 6.301 | 294.5 | 20:15 | 1:15:50.390 |
| 14 | 1 | 4:06.302B | 42.343 | 1:31.476 | 1:52.483 | | 5.412 | 18.552 | | 292.9 | 20:19 | 1:19:56.692 |
| 15 | 1 | 8:58.715 | 5:45.859 | 1:29.477 | 1:43.379 | 3.535 | | 18.113 | 6.964 | 296.1 | 20:28 | 1:28:55.407 |
| 16 | 1 | 3:43.256 | 34.478 | 1:27.794 | 1:40.984 | 3.576 | 4.084 | 17.623 | 6.072 | 296.9 | 20:32 | 1:32:38.663 |
| 17 | 1 | 3:55.342B | 34.529 | 1:27.218 | 1:53.595 | | 4.096 | 20.217 | | 295.3 | 20:36 | 1:36:34.005 |
| 18 | 3 | 6:36.510 | 3:25.535 | 1:28.537 | 1:42.438 | 3.516 | | 18.123 | 6.198 | 293.7 | 20:43 | 1:43:10.515 |
| 19 | 3 | 3:41.353 | 34.320 | 1:26.418 | 1:40.615 | 3.531 | 4.074 | 18.106 | 6.088 | 293.7 | 20:46 | 1:46:51.868 |
| 20 | 3 | 3:41.397 | 34.235 | 1:26.561 | 1:40.601 | 3.501 | 4.077 | 17.463 | 6.446 | 294.5 | 20:50 | 1:50:33.265 |
| 21 | 3 | 3:43.010 | 34.228 | 1:26.770 | 1:42.012 | 3.527 | 4.057 | 18.127 | 6.550 | 296.9 | 20:54 | 1:54:16.275 |
| 22 | 3 | 3:55.991B | 35.197 | 1:28.567 | 1:52.227 | | 4.059 | 18.659 | | 296.9 | 20:58 | 1:58:12.266 |

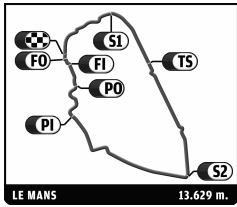
43 Extreme Limit Aric
 1. Fabien Rosier
 2. Philippe Thirion
 3. Philippe Haezebrouck
 Norma MP 2000 - Judd
 LMP2

| | | | | | | | | | | | | |
|----|---|-----------|----------|----------|----------|-------|-------|--------|-------|-------|-------|-------------|
| 1 | 1 | 4:30.870B | 54.450 | 1:36.648 | 1:59.772 | | | 21.038 | | 233.0 | 19:04 | 4:30.870 |
| 2 | 1 | 9:53.230 | 6:30.243 | 1:32.266 | 1:50.721 | 3.733 | | 20.277 | 6.946 | 284.5 | 19:14 | 14:24.100 |
| 3 | 1 | 3:53.560 | 36.704 | 1:30.315 | 1:46.541 | 3.630 | 4.199 | 19.884 | 6.621 | 292.9 | 19:18 | 18:17.660 |
| 4 | 1 | 4:05.270B | 36.707 | 1:30.347 | 1:58.216 | | 4.139 | 20.962 | | 267.1 | 19:22 | 22:22.930 |
| 5 | 1 | 7:31.936 | 4:10.198 | 1:33.928 | 1:47.810 | 3.592 | | 19.849 | 6.968 | 248.3 | 19:29 | 29:54.866 |
| 6 | 1 | 4:07.591B | 38.713 | 1:31.211 | 1:57.667 | | 4.148 | 19.752 | | 292.1 | 19:34 | 34:02.457 |
| 7 | 1 | 9:07.854 | 5:46.890 | 1:34.232 | 1:46.732 | 3.638 | | 19.380 | 6.779 | 252.3 | 19:43 | 43:10.311 |
| 8 | 1 | 4:02.078B | 36.181 | 1:29.668 | 1:56.229 | | 4.172 | 19.944 | | 280.2 | 19:47 | 47:12.389 |
| 9 | 3 | 6:40.262 | 3:16.387 | 1:32.492 | 1:51.383 | 3.873 | | 21.262 | 6.978 | 290.6 | 19:53 | 53:52.651 |
| 10 | 3 | 3:58.451 | 38.050 | 1:31.008 | 1:49.393 | 3.708 | 4.266 | 20.686 | 7.018 | 289.0 | 19:57 | 57:51.102 |
| 11 | 3 | 3:59.801 | 37.776 | 1:30.733 | 1:51.292 | 3.935 | 4.206 | 21.937 | 7.168 | 292.9 | 20:01 | 1:01:50.903 |
| 12 | 3 | 5:01.240B | 39.594 | 1:53.859 | 2:27.787 | | 4.265 | 27.974 | | 293.7 | 20:06 | 1:06:52.143 |
| 13 | 2 | 11:55.517 | 8:13.684 | 1:45.759 | 1:56.074 | 4.124 | | 23.425 | 7.092 | 252.9 | 20:18 | 1:18:47.660 |
| 14 | 2 | 4:04.273 | 38.550 | 1:33.680 | 1:52.043 | 3.807 | 4.388 | 21.725 | 7.188 | 281.6 | 20:22 | 1:22:51.933 |
| 15 | 2 | 4:01.584 | 38.192 | 1:32.426 | 1:50.966 | 3.930 | 4.249 | 21.134 | 6.850 | 283.8 | 20:26 | 1:26:53.517 |
| 16 | 2 | 4:00.416 | 38.000 | 1:32.096 | 1:50.320 | 3.935 | 4.276 | 21.298 | 6.778 | 289.0 | 20:30 | 1:30:53.933 |
| 17 | 2 | 4:03.781 | 37.428 | 1:32.569 | 1:53.784 | 3.843 | 4.272 | 22.320 | 7.005 | 289.0 | 20:34 | 1:34:57.714 |



24 HEURES DU MANS

16-17 JUN 2012



FIA WEC

80^e Edition des 24 Heures du Mans

Qualifying Practice Session 2

Sector Analysis

■ Personal Best ■ Session Best B Crossing the finish line in pit lane

| Lap | D | Time | Sector 1 | Sector 2 | Sector 3 | T6 | T7 | Porsche | Ford | T. Spd | Hour | Elapsed |
|-----|---|-----------|----------|----------|----------|-------|-------|---------|-------|--------|-------|-------------|
| 18 | 2 | 4:01.348 | 37.772 | 1:31.594 | 1:51.982 | 3.872 | 4.241 | 21.115 | 7.017 | 280.9 | 20:38 | 1:38:59.062 |
| 19 | 2 | 3:59.794 | 37.250 | 1:32.014 | 1:50.530 | 3.909 | 4.253 | 21.677 | 6.788 | 286.8 | 20:42 | 1:42:58.856 |
| 20 | 2 | 3:57.859 | 37.280 | 1:30.737 | 1:49.842 | 3.763 | 4.263 | 21.278 | 6.813 | 289.8 | 20:46 | 1:46:56.715 |
| 21 | 2 | 4:09.039B | 37.166 | 1:31.129 | 2:00.744 | | 4.212 | 21.197 | | 290.6 | 20:51 | 1:51:05.754 |

44 **Starworks Motorsport** HPD ARX 03b - Honda
 1.Vincente Pitolichio 3.Thomas Kimber-Smith
 2.Ryan Dalziel LMP2

| | | | | | | | | | | | | |
|----|---|-----------------|---------------|-----------------|-----------------|-------|-------|--------|-------|-------|-------|-------------|
| 1 | 1 | 13:24.714 | ... | 1:32.710 | 1:47.504 | 3.719 | | 20.233 | 6.655 | 289.0 | 19:13 | 13:24.714 |
| 2 | 1 | 3:49.576 | 35.900 | 1:28.680 | 1:44.996 | 3.641 | 4.157 | 19.744 | 6.554 | 295.3 | 19:17 | 17:14.290 |
| 3 | 1 | 3:51.188 | 35.572 | 1:29.310 | 1:46.306 | 3.582 | 4.132 | 20.608 | 6.443 | 296.1 | 19:21 | 21:05.478 |
| 4 | 1 | 3:49.154 | 35.230 | 1:29.171 | 1:44.753 | 3.520 | 4.104 | 19.393 | 6.426 | 294.5 | 19:24 | 24:54.632 |
| 5 | 1 | 3:51.710 | 35.682 | 1:29.223 | 1:46.805 | 3.808 | 4.075 | 20.625 | 6.547 | 294.5 | 19:28 | 28:46.342 |
| 6 | 1 | 3:48.576 | 35.359 | 1:28.809 | 1:44.408 | 3.555 | 4.151 | 19.038 | 6.428 | 293.7 | 19:32 | 32:34.918 |
| 7 | 1 | 3:47.615 | 34.862 | 1:28.409 | 1:44.344 | 3.695 | 4.077 | 19.292 | 6.402 | 292.9 | 19:36 | 36:22.533 |
| 8 | 1 | 4:06.883B | 35.981 | 1:29.009 | 2:01.893 | | 4.116 | 19.221 | | 296.1 | 19:40 | 40:29.416 |
| 9 | 2 | 6:30.141 | 3:14.026 | 1:28.916 | 1:47.199 | 3.449 | | 19.302 | 6.281 | 296.9 | 19:46 | 46:59.557 |
| 10 | 2 | 3:44.896 | 34.597 | 1:26.909 | 1:43.390 | 3.445 | 4.060 | 19.303 | 5.973 | 295.3 | 19:50 | 50:44.453 |
| 11 | 2 | 3:45.621 | 34.548 | 1:26.244 | 1:44.829 | 3.512 | 4.055 | 20.606 | 6.356 | 297.7 | 19:54 | 54:30.074 |
| 12 | 2 | 3:54.745B | 34.697 | 1:27.218 | 1:52.830 | | 4.072 | 18.617 | | 296.9 | 19:58 | 58:24.819 |
| 13 | 2 | 7:11.013 | 3:59.735 | 1:27.559 | 1:43.719 | 3.494 | | 18.875 | 6.183 | 297.7 | 20:05 | 1:05:35.832 |
| 14 | 2 | 3:53.159B | 34.652 | 1:26.895 | 1:51.612 | | 4.099 | 20.138 | | 296.1 | 20:09 | 1:09:28.991 |
| 15 | 2 | 9:14.211 | 5:59.588 | 1:28.843 | 1:45.780 | 3.454 | | 20.744 | 6.204 | 293.7 | 20:18 | 1:18:43.202 |
| 16 | 2 | 3:44.221 | 34.713 | 1:27.332 | 1:42.176 | 3.416 | 4.089 | 18.354 | 6.009 | 293.7 | 20:22 | 1:22:27.423 |
| 17 | 2 | 3:56.127B | 34.541 | 1:28.038 | 1:53.548 | | 4.064 | 21.073 | | 296.9 | 20:26 | 1:26:23.550 |
| 18 | 3 | 7:22.253 | 4:09.491 | 1:28.249 | 1:44.513 | 4.895 | | 17.848 | 6.320 | 294.5 | 20:33 | 1:33:45.803 |
| 19 | 3 | 4:21.928B | 40.808 | 1:36.734 | 2:04.386 | | 5.957 | 21.165 | | 261.4 | 20:38 | 1:38:07.731 |
| 20 | 3 | 18:49.022 | ... | 1:28.180 | 1:41.520 | 3.436 | | 18.319 | 5.999 | 298.5 | 20:56 | 1:56:56.753 |
| 21 | 3 | 3:41.863 | 34.481 | 1:26.520 | 1:40.862 | 3.450 | 4.067 | 18.336 | 5.791 | 296.1 | 21:00 | 2:00:38.616 |

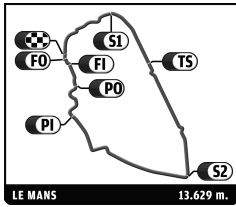
45 **Boutsen Ginion Racing** Oreca 03 - Nissan
 1.Bastien Briere 3.Shinji Nakano
 2.Jens Petersen LMP2

| | | | | | | | | | | | | |
|----|---|-----------------|---------------|-----------------|-----------------|-------|-------|--------|-------|-------|-------|-------------|
| 1 | 3 | 5:35.763B | 1:09.537 | 2:00.318 | 2:25.908 | | | 23.292 | | 186.5 | 19:05 | 5:35.763 |
| 2 | 3 | 4:37.313B | 1:04.717 | 1:35.595 | 1:57.001 | | | 19.730 | | 253.5 | 19:10 | 10:13.076 |
| 3 | 3 | 7:44.819 | 4:31.778 | 1:30.284 | 1:42.757 | 3.518 | | 17.979 | 6.410 | 292.1 | 19:17 | 17:57.895 |
| 4 | 3 | 3:44.374 | 34.888 | 1:27.932 | 1:41.554 | 3.513 | 4.099 | 17.676 | 6.267 | 293.7 | 19:21 | 21:42.269 |
| 5 | 3 | 3:44.264 | 35.215 | 1:27.825 | 1:41.224 | 3.525 | 4.098 | 17.476 | 6.261 | 293.7 | 19:25 | 25:26.533 |
| 6 | 3 | 3:56.509B | 36.911 | 1:27.652 | 1:51.946 | | 4.084 | 17.454 | | 291.4 | 19:29 | 29:23.042 |
| 7 | 3 | 8:18.549 | 4:58.251 | 1:33.108 | 1:47.190 | 3.585 | | 18.427 | 7.548 | 289.8 | 19:37 | 37:41.591 |
| 8 | 3 | 3:43.763 | 34.691 | 1:27.069 | 1:42.003 | 3.421 | 4.092 | 17.503 | 6.345 | 292.9 | 19:41 | 41:25.354 |
| 9 | 3 | 3:55.565B | 34.457 | 1:26.576 | 1:54.532 | | 4.041 | 19.476 | | 294.5 | 19:45 | 45:20.919 |
| 10 | 1 | 9:32.608 | 6:08.372 | 1:32.834 | 1:51.402 | 3.678 | | 22.391 | 7.426 | 292.9 | 19:54 | 54:53.527 |
| 11 | 1 | 3:53.538 | 36.282 | 1:30.163 | 1:47.093 | 3.590 | 4.138 | 19.558 | 6.884 | 292.9 | 19:58 | 58:47.065 |
| 12 | 1 | 3:51.206 | 36.404 | 1:29.684 | 1:45.118 | 3.624 | 4.091 | 19.247 | 6.629 | 299.3 | 20:02 | 1:02:38.271 |
| 13 | 1 | 3:49.352 | 35.448 | 1:29.272 | 1:44.632 | 3.618 | 4.113 | 19.188 | 6.505 | 296.1 | 20:06 | 1:06:27.623 |
| 14 | 1 | 3:48.000 | 35.263 | 1:28.404 | 1:44.333 | 3.645 | 4.109 | 18.851 | 6.545 | 292.9 | 20:10 | 1:10:15.623 |
| 15 | 1 | 3:51.172 | 35.320 | 1:28.971 | 1:46.881 | 3.603 | 4.112 | 20.655 | 6.590 | 294.5 | 20:14 | 1:14:06.795 |
| 16 | 1 | 3:47.492 | 35.129 | 1:28.299 | 1:44.064 | 3.570 | 4.098 | 18.773 | 6.542 | 296.1 | 20:17 | 1:17:54.287 |
| 17 | 1 | 3:59.308B | 35.521 | 1:29.224 | 1:54.563 | | 4.085 | 19.607 | | 299.3 | 20:21 | 1:21:53.595 |
| 18 | 2 | 8:07.699 | 4:51.800 | 1:30.470 | 1:45.429 | 3.562 | | 18.359 | 7.830 | 289.8 | 20:30 | 1:30:01.294 |
| 19 | 2 | 3:48.674 | 35.682 | 1:28.599 | 1:44.393 | 3.624 | 4.135 | 18.471 | 6.574 | 296.1 | 20:33 | 1:33:49.968 |
| 20 | 2 | 3:46.896 | 35.668 | 1:28.321 | 1:42.907 | 3.646 | 4.149 | 17.892 | 6.301 | 292.1 | 20:37 | 1:37:36.864 |
| 21 | 2 | 3:46.188 | 34.970 | 1:27.696 | 1:43.522 | 3.548 | 4.150 | 18.476 | 6.502 | 296.1 | 20:41 | 1:41:23.052 |
| 22 | 2 | 3:48.236 | 35.186 | 1:28.093 | 1:44.957 | 3.614 | 4.112 | 19.676 | 6.415 | 292.9 | 20:45 | 1:45:11.288 |
| 23 | 2 | 3:44.463 | 35.039 | 1:27.481 | 1:41.943 | 3.614 | 4.129 | 17.643 | 6.307 | 293.7 | 20:48 | 1:48:55.751 |
| 24 | 2 | 3:46.578 | 35.457 | 1:28.019 | 1:43.102 | 3.565 | 4.116 | 17.877 | 6.360 | 293.7 | 20:52 | 1:52:42.329 |
| 25 | 2 | 3:46.995 | 35.256 | 1:28.581 | 1:43.158 | 3.632 | 4.123 | 17.924 | 6.573 | 296.9 | 20:56 | 1:56:29.324 |
| 26 | 2 | 3:56.380B | 35.059 | 1:27.923 | 1:53.398 | | 4.143 | 17.867 | | 294.5 | 21:00 | 2:00:25.704 |



24 HEURES DU MANS

16-17 JUIN 2012



FIA WEC

80^e Edition des 24 Heures du Mans

Qualifying Practice Session 2

Sector Analysis

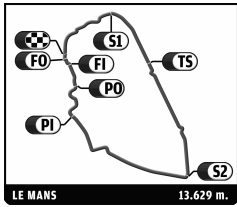
■ Personal Best ■ Session Best B Crossing the finish line in pit lane

| Lap | D | Time | Sector 1 | Sector 2 | Sector 3 | T6 | T7 | Porsche | Ford | T. Spd | Hour | Elapsed |
|---------------------------------|---|------------|----------------------|----------|----------|------------------------|-------|---------|-------|--------|-------|-------------|
| 46 Thiriet By TDS Racing | | | 3.Christophe Tinseau | | | Oreca 03 - Nissan LMP2 | | | | | | |
| 1.Mathias Beche | | | 2.Pierre Thiriet | | | | | | | | | |
| 1 | 1 | 4:02.477 | 47.727 | 1:30.961 | 1:43.789 | 3.637 | | 18.533 | 6.547 | 265.8 | 19:04 | 4:02.477 |
| 2 | 1 | 3:45.294 | 35.252 | 1:28.984 | 1:41.058 | 3.644 | 4.117 | 17.607 | 6.122 | 296.1 | 19:07 | 7:47.771 |
| 3 | 1 | 3:42.790 | 34.570 | 1:26.648 | 1:41.572 | 3.706 | 4.107 | 17.420 | 6.368 | 294.5 | 19:11 | 11:30.561 |
| 4 | 1 | 3:53.087 B | 35.940 | 1:27.307 | 1:49.840 | | 4.126 | 17.755 | | 296.9 | 19:15 | 15:23.648 |
| 5 | 1 | 16:09.277 | ... | 1:28.130 | 1:41.628 | 3.543 | | 17.630 | 6.094 | 292.9 | 19:31 | 31:32.925 |
| 6 | 1 | 3:41.975 | 34.375 | 1:26.178 | 1:41.422 | 3.644 | 4.059 | 17.590 | 6.720 | 296.9 | 19:35 | 35:14.900 |
| 7 | 1 | 3:54.672 B | 35.091 | 1:26.625 | 1:52.956 | | 4.093 | 18.400 | | 299.3 | 19:39 | 39:09.572 |
| 8 | 3 | 7:13.983 | 4:01.359 | 1:28.753 | 1:43.871 | 3.531 | | 18.672 | 6.392 | 296.9 | 19:46 | 46:23.555 |
| 9 | 3 | 3:45.496 | 35.783 | 1:27.367 | 1:42.346 | 3.705 | 4.053 | 17.603 | 7.203 | 296.9 | 19:50 | 50:09.051 |
| 10 | 3 | 3:44.012 | 35.012 | 1:26.131 | 1:42.869 | 3.569 | 4.095 | 18.973 | 6.486 | 299.3 | 19:53 | 53:53.063 |
| 11 | 3 | 3:51.278 B | 34.924 | 1:26.512 | 1:49.842 | | 4.041 | 18.057 | | 297.7 | 19:57 | 57:44.341 |
| 12 | 3 | 9:20.268 | 6:08.109 | 1:28.827 | 1:43.332 | 3.593 | | 18.686 | 6.357 | 296.1 | 20:07 | 1:07:04.609 |
| 13 | 3 | 3:43.281 | 34.947 | 1:26.908 | 1:41.426 | 3.562 | 4.114 | 17.627 | 6.207 | 297.7 | 20:10 | 1:10:47.890 |
| 14 | 3 | 3:44.858 | 35.209 | 1:27.537 | 1:42.112 | 3.540 | 4.087 | 17.655 | 6.229 | 299.3 | 20:14 | 1:14:32.748 |
| 15 | 3 | 3:42.598 | 34.907 | 1:26.511 | 1:41.180 | 3.599 | 4.084 | 17.627 | 6.263 | 297.7 | 20:18 | 1:18:15.346 |
| 16 | 3 | 4:17.042 B | 37.137 | 1:29.898 | 2:10.007 | | 4.091 | 19.012 | | 296.9 | 20:22 | 1:22:32.388 |
| 17 | 2 | 6:40.483 | 3:27.646 | 1:28.536 | 1:44.301 | 3.515 | | 18.648 | 6.839 | 298.5 | 20:29 | 1:29:12.871 |
| 18 | 2 | 3:46.875 | 35.206 | 1:27.269 | 1:44.400 | 3.582 | 4.070 | 19.457 | 6.520 | 296.9 | 20:32 | 1:32:59.746 |
| 19 | 2 | 3:46.599 | 35.923 | 1:27.294 | 1:43.382 | 3.547 | 4.092 | 18.332 | 6.327 | 296.9 | 20:36 | 1:36:46.345 |
| 20 | 2 | 3:45.297 | 35.581 | 1:26.627 | 1:43.089 | 3.562 | 4.078 | 18.469 | 6.294 | 299.3 | 20:40 | 1:40:31.642 |
| 21 | 2 | 3:46.992 | 35.083 | 1:26.414 | 1:45.495 | 3.777 | 4.072 | 21.216 | 6.520 | 298.5 | 20:44 | 1:44:18.634 |
| 22 | 2 | 3:43.667 | 34.954 | 1:26.480 | 1:42.233 | 3.604 | 4.131 | 18.138 | 6.243 | 296.9 | 20:48 | 1:48:02.301 |
| 23 | 2 | 3:55.420 B | 34.788 | 1:26.298 | 1:54.334 | | 4.089 | 18.931 | | 297.7 | 20:51 | 1:51:57.721 |
| 48 Murphy Prototypes | | | 3.Brendon Hartley | | | Oreca 03 - Nissan LMP2 | | | | | | |
| 1.Jody Firth | | | 2.Warren Hughes | | | | | | | | | |
| 1 | 1 | 7:53.235 | 4:35.486 | 1:33.239 | 1:44.510 | 3.603 | | 18.566 | 6.371 | 283.8 | 19:07 | 7:53.235 |
| 2 | 1 | 3:44.727 | 34.955 | 1:27.362 | 1:42.410 | 3.666 | 4.108 | 18.187 | 6.038 | 294.5 | 19:11 | 11:37.962 |
| 3 | 1 | 3:44.172 | 34.691 | 1:27.180 | 1:42.301 | 3.657 | 4.128 | 18.114 | 6.192 | 296.1 | 19:15 | 15:22.134 |
| 4 | 1 | 3:42.888 | 34.620 | 1:26.443 | 1:41.825 | 3.603 | 4.118 | 18.056 | 6.256 | 296.9 | 19:19 | 19:05.022 |
| 5 | 1 | 3:45.693 | 34.720 | 1:26.722 | 1:44.251 | 3.647 | 4.103 | 19.550 | 6.439 | 294.5 | 19:22 | 22:50.715 |
| 6 | 1 | 3:43.976 | 34.688 | 1:27.044 | 1:42.244 | 3.703 | 4.115 | 18.190 | 6.114 | 296.1 | 19:26 | 26:34.691 |
| 7 | 1 | 3:54.493 B | 35.295 | 1:28.055 | 1:51.143 | | 4.116 | 18.758 | | 295.3 | 19:30 | 30:29.184 |
| 8 | 3 | 5:31.459 | 2:17.098 | 1:30.440 | 1:43.921 | 3.533 | | 18.942 | 6.400 | 288.3 | 19:36 | 36:00.643 |
| 9 | 3 | 3:43.608 | 34.728 | 1:27.467 | 1:41.413 | 3.514 | 4.082 | 17.941 | 6.075 | 292.9 | 19:39 | 39:44.251 |
| 10 | 3 | 3:44.996 | 35.288 | 1:28.192 | 1:41.516 | 3.508 | 4.067 | 18.013 | 6.063 | 297.7 | 19:43 | 43:29.247 |
| 11 | 3 | 3:43.883 | 35.429 | 1:27.285 | 1:41.169 | 3.535 | 4.067 | 17.841 | 6.093 | 296.9 | 19:47 | 47:13.130 |
| 12 | 3 | 3:42.533 | 34.774 | 1:26.857 | 1:40.902 | 3.523 | 4.068 | 17.651 | 6.033 | 295.3 | 19:50 | 50:55.663 |
| 13 | 3 | 3:41.483 | 34.917 | 1:26.584 | 1:39.982 | 3.498 | 4.066 | 17.350 | 5.868 | 295.3 | 19:54 | 54:37.146 |
| 14 | 3 | 3:58.622 B | 34.600 | 1:29.247 | 1:54.775 | | 4.062 | 18.753 | | 296.1 | 19:58 | 58:35.768 |
| 15 | 2 | 5:24.530 | 2:11.427 | 1:29.350 | 1:43.753 | 3.566 | | 18.217 | 6.428 | 294.5 | 20:04 | 1:04:00.298 |
| 16 | 2 | 3:48.119 | 36.351 | 1:28.688 | 1:43.080 | 3.511 | 4.118 | 18.178 | 6.141 | 294.5 | 20:07 | 1:07:48.417 |
| 17 | 2 | 3:48.580 | 37.359 | 1:27.797 | 1:43.424 | 3.496 | 4.091 | 18.088 | 6.194 | 293.7 | 20:11 | 1:11:36.997 |
| 18 | 2 | 3:47.062 | 34.826 | 1:26.924 | 1:45.312 | 3.484 | 4.078 | 20.907 | 6.371 | 294.5 | 20:15 | 1:15:24.059 |
| 19 | 2 | 3:42.376 | 34.741 | 1:26.681 | 1:40.954 | 3.418 | 4.076 | 17.552 | 6.098 | 295.3 | 20:19 | 1:19:06.435 |
| 20 | 2 | 3:59.147 B | 34.604 | 1:30.712 | 1:53.831 | | 4.047 | 19.336 | | 296.1 | 20:23 | 1:23:05.582 |
| 21 | 2 | 4:52.677 | 1:41.226 | 1:28.427 | 1:43.024 | 3.481 | | 18.135 | 6.495 | 296.9 | 20:27 | 1:27:58.259 |
| 22 | 2 | 3:46.876 | 36.030 | 1:28.536 | 1:42.310 | 3.449 | 4.050 | 17.952 | 6.644 | 255.3 | 20:31 | 1:31:45.135 |
| 23 | 2 | 3:40.937 | 34.235 | 1:26.307 | 1:40.395 | 3.493 | 4.046 | 17.200 | 6.448 | 296.1 | 20:35 | 1:35:26.072 |
| 24 | 2 | 3:40.652 | 34.288 | 1:26.075 | 1:40.289 | 3.403 | 4.065 | 17.221 | 6.038 | 296.9 | 20:39 | 1:39:06.724 |
| 25 | 2 | 4:01.967 B | 36.033 | 1:28.567 | 1:57.367 | | 4.034 | 20.659 | | 295.3 | 20:43 | 1:43:08.691 |



24 HEURES DU MANS

16-17 JUIN 2012



FIA WEC

80^e Edition des 24 Heures du Mans

Qualifying Practice Session 2

Sector Analysis

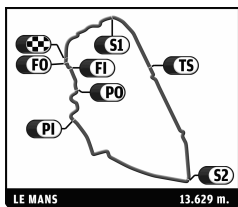
■ Personal Best ■ Session Best B Crossing the finish line in pit lane

| Lap | D | Time | Sector 1 | Sector 2 | Sector 3 | T6 | T7 | Porsche | Ford | T. Spd | Hour | Elapsed |
|-----------|---|--|---------------|-----------------|-----------------|-------|-------|----------|-------|--------|-------|-------------|
| 49 | | Pecom Racing 1.Luis Perez Companc 2.Sohheil Ayari 3.Pierre Kaffer Oreca 03 - Nissan LMP2 | | | | | | | | | | |
| 1 | 3 | 4:43.512 | 1:25.532 | 1:32.016 | 1:45.964 | 3.530 | | 19.924 | 6.177 | 280.2 | 19:04 | 4:43.512 |
| 2 | 3 | 3:42.962 | 34.862 | 1:26.824 | 1:41.276 | 3.601 | 4.076 | 17.484 | 6.118 | 293.7 | 19:08 | 8:26.474 |
| 3 | 3 | 3:43.060 | 34.806 | 1:26.998 | 1:41.256 | 3.506 | 4.103 | 17.640 | 6.043 | 293.7 | 19:12 | 12:09.534 |
| 4 | 3 | 3:59.011 B | 35.790 | 1:28.173 | 1:55.048 | | 4.074 | 19.184 | | 292.1 | 19:16 | 16:08.545 |
| 5 | 3 | 10:04.754 | 6:39.978 | 1:31.778 | 1:52.998 | 3.414 | | 21.216 | 6.482 | 283.8 | 19:26 | 26:13.299 |
| 6 | 3 | 3:40.022 | 34.140 | 1:26.105 | 1:39.777 | 3.460 | 4.034 | 17.179 | 5.876 | 292.9 | 19:29 | 29:53.321 |
| 7 | 3 | 3:47.977 | 36.273 | 1:28.750 | 1:42.954 | 3.435 | 4.053 | 18.409 | 6.689 | 294.5 | 19:33 | 33:41.298 |
| 8 | 3 | 3:40.066 | 34.126 | 1:26.184 | 1:39.756 | 3.475 | 4.040 | 17.032 | 5.798 | 296.1 | 19:37 | 37:21.364 |
| 9 | 3 | 3:53.835 B | 34.277 | 1:26.542 | 1:53.016 | | 4.059 | 19.241 | | 294.5 | 19:41 | 41:15.199 |
| 10 | 2 | 9:06.422 | 5:55.500 | 1:28.456 | 1:42.466 | 3.499 | | 17.800 | 6.575 | 293.7 | 19:50 | 50:21.621 |
| 11 | 2 | 4:13.646 B | 34.568 | 1:25.886 | 2:13.192 | | 4.074 | 16.988 | | 296.1 | 19:54 | 54:35.267 |
| 12 | 2 | 14:32.931 | ... | 1:27.688 | 1:44.559 | 3.592 | | 19.349 | 6.468 | 292.1 | 20:09 | 1:09:08.198 |
| 13 | 2 | 3:42.582 | 34.557 | 1:26.567 | 1:41.458 | 3.727 | 4.100 | 17.375 | 6.006 | 295.3 | 20:12 | 1:12:50.780 |
| 14 | 2 | 4:38.294 B | 35.108 | 1:26.283 | 2:36.903 | | 4.142 | 1:01.089 | | 296.1 | 20:17 | 1:17:29.074 |
| 15 | 2 | 10:11.787 | 6:58.839 | 1:28.169 | 1:44.779 | 3.566 | | 20.165 | 6.348 | 296.9 | 20:27 | 1:27:40.861 |
| 16 | 2 | 3:39.711 | 34.327 | 1:25.866 | 1:39.518 | 3.550 | 4.107 | 16.688 | 5.952 | 294.5 | 20:31 | 1:31:20.572 |
| 17 | 2 | 3:48.514 | 35.151 | 1:29.397 | 1:43.966 | 3.558 | 4.089 | 18.354 | 6.217 | 292.9 | 20:35 | 1:35:09.086 |
| 18 | 2 | 3:43.724 | 34.549 | 1:25.873 | 1:43.302 | 3.581 | 4.092 | 17.841 | 6.150 | 295.3 | 20:38 | 1:38:52.810 |
| 19 | 2 | 3:52.093 B | 35.290 | 1:26.276 | 1:50.527 | | 4.100 | 18.181 | | 294.5 | 20:42 | 1:42:44.903 |
| 20 | 1 | 6:01.536 | 2:48.499 | 1:29.069 | 1:43.968 | 3.601 | | 18.120 | 6.737 | 298.5 | 20:48 | 1:48:46.439 |
| 21 | 1 | 3:47.028 | 35.600 | 1:27.414 | 1:44.014 | 3.558 | 4.114 | 17.887 | 7.026 | 296.9 | 20:52 | 1:52:33.467 |
| 22 | 1 | 3:46.305 | 35.521 | 1:27.684 | 1:43.100 | 3.579 | 4.095 | 17.726 | 6.614 | 297.7 | 20:56 | 1:56:19.772 |
| 23 | 1 | 3:45.105 | 35.448 | 1:27.109 | 1:42.548 | 3.553 | 4.102 | 17.752 | 6.537 | 299.3 | 21:00 | 2:00:04.877 |
| 50 | | Larbre Competition 1.Patrick Bornhauser 2.Julien Canal 3.Pedro Lamy Chevrolet Corvette C6 ZR1 LMGTE Am | | | | | | | | | | |
| 1 | 3 | 53:33.059 B | ... | 1:38.525 | 2:03.612 | | | 21.787 | | 254.7 | 19:53 | 53:33.059 |
| 2 | 3 | 7:35.028 | 4:04.797 | 1:36.382 | 1:53.849 | 3.885 | | 22.079 | 6.962 | 275.2 | 20:01 | 1:01:08.087 |
| 3 | 3 | 4:08.442 | 38.785 | 1:36.350 | 1:53.307 | 3.801 | 4.434 | 21.795 | 6.497 | 276.6 | 20:05 | 1:05:16.529 |
| 4 | 3 | 4:14.670 B | 38.590 | 1:34.535 | 2:01.545 | | 4.402 | 21.811 | | 282.3 | 20:09 | 1:09:31.199 |
| 5 | 1 | 19:57.011 B | ... | 1:39.501 | 2:13.921 | | | 25.295 | | 271.1 | 20:29 | 1:29:28.210 |
| 6 | 1 | 7:49.077 | 4:11.300 | 1:39.177 | 1:58.600 | 3.828 | | 22.913 | 7.192 | 245.0 | 20:37 | 1:37:17.287 |
| 7 | 1 | 4:07.234 | 38.856 | 1:35.321 | 1:53.057 | 3.899 | 4.402 | 21.643 | 6.784 | 280.2 | 20:41 | 1:41:24.521 |
| 8 | 1 | 4:05.426 | 38.590 | 1:34.750 | 1:52.086 | 3.870 | 4.427 | 21.387 | 6.808 | 281.6 | 20:45 | 1:45:29.947 |
| 9 | 1 | 4:06.468 | 38.708 | 1:34.827 | 1:52.933 | 3.865 | 4.432 | 21.621 | 6.833 | 279.4 | 20:49 | 1:49:36.415 |
| 10 | 1 | 4:15.799 | 38.909 | 1:41.084 | 1:55.806 | 3.915 | 4.410 | 22.350 | 7.272 | 280.9 | 20:53 | 1:53:52.214 |
| 11 | 1 | 4:16.250 B | 38.903 | 1:35.119 | 2:02.228 | | 4.440 | 22.516 | | 278.7 | 20:58 | 1:58:08.464 |
| 55 | | JWA-Avila 1.Joël Camathias 2.Markus Pahtala 3.Paul Daniels Porsche 911 RSR (997) LMGTE Am | | | | | | | | | | |
| 1 | 2 | 12:59.098 B | 9:02.822 | 1:43.753 | 2:12.523 | | | 24.127 | | 211.7 | 19:12 | 12:59.098 |
| 2 | 2 | 9:53.542 | 6:18.077 | 1:38.519 | 1:56.946 | 3.944 | | 23.601 | 6.974 | 259.5 | 19:22 | 22:52.640 |
| 3 | 2 | 4:08.837 | 39.057 | 1:35.669 | 1:54.111 | 3.913 | 4.495 | 22.204 | 6.910 | 282.3 | 19:27 | 27:01.477 |
| 4 | 2 | 4:07.277 | 38.551 | 1:35.201 | 1:53.525 | 3.819 | 4.487 | 21.795 | 6.943 | 279.4 | 19:31 | 31:08.754 |
| 5 | 2 | 4:07.134 | 39.093 | 1:34.887 | 1:53.154 | 3.837 | 4.443 | 21.818 | 6.845 | 284.5 | 19:35 | 35:15.888 |
| 6 | 2 | 4:28.820 B | 39.905 | 1:39.038 | 2:09.877 | | 4.452 | 24.627 | | 281.6 | 19:39 | 39:44.708 |
| 7 | 2 | 11:55.409 | 8:24.275 | 1:36.366 | 1:54.768 | 3.881 | | 22.202 | 7.229 | 275.9 | 19:51 | 51:40.117 |
| 8 | 2 | 4:16.361 B | 39.246 | 1:34.923 | 2:02.192 | | 4.478 | 21.991 | | 280.9 | 19:55 | 55:56.478 |
| 9 | 3 | 9:01.219 | 5:22.408 | 1:38.957 | 1:59.854 | 4.009 | | 24.884 | 7.282 | 278.0 | 20:04 | 1:04:57.697 |
| 10 | 3 | 4:18.650 | 40.640 | 1:37.499 | 2:00.511 | 4.111 | 4.505 | 25.577 | 7.543 | 273.8 | 20:09 | 1:09:16.347 |
| 11 | 3 | 4:16.116 | 40.842 | 1:37.038 | 1:58.236 | 4.032 | 4.537 | 23.945 | 7.334 | 280.2 | 20:13 | 1:13:32.463 |
| 12 | 3 | 4:13.448 | 40.309 | 1:36.247 | 1:56.892 | 3.994 | 4.507 | 23.673 | 7.196 | 283.8 | 20:17 | 1:17:45.911 |
| 13 | 3 | 4:17.363 | 40.248 | 1:37.650 | 1:59.465 | 4.018 | 4.503 | 24.879 | 7.271 | 283.8 | 20:22 | 1:22:03.274 |



24 HEURES DU MANS

16-17 JUN 2012



FIA WEC

80^e Edition des 24 Heures du Mans

Qualifying Practice Session 2

Sector Analysis

| Lap | D | Time | Sector 1 | Sector 2 | Sector 3 | T6 | T7 | Porsche | Ford | T. Spd | Hour | Elapsed |
|-----|---|-------------------|---------------|-----------------|-----------------|-------|-------|---------|-------|--------|-------|-------------|
| 14 | 3 | 4:29.157 B | 40.290 | 1:38.332 | 2:10.535 | | 4.504 | 24.840 | | 283.8 | 20:26 | 1:26:32.431 |
| 15 | 1 | 6:17.443 | 2:47.311 | 1:36.036 | 1:54.096 | 3.856 | | 22.228 | 6.751 | 279.4 | 20:32 | 1:32:49.874 |
| 16 | 1 | 4:07.398 | 39.080 | 1:35.178 | 1:53.140 | 3.817 | 4.477 | 22.048 | 6.654 | 280.2 | 20:36 | 1:36:57.272 |
| 17 | 1 | 4:17.152 B | 39.366 | 1:35.630 | 2:02.156 | | 4.451 | 22.058 | | 283.1 | 20:41 | 1:41:14.424 |
| 18 | 1 | 6:27.889 | 2:57.637 | 1:36.805 | 1:53.447 | 3.812 | | 21.753 | 7.085 | 277.3 | 20:47 | 1:47:42.313 |
| 19 | 1 | 4:07.872 | 38.612 | 1:36.600 | 1:52.660 | 3.804 | 4.438 | 21.790 | 6.794 | 283.8 | 20:51 | 1:51:50.185 |
| 20 | 1 | 4:04.593 | 38.810 | 1:34.555 | 1:51.228 | 3.742 | 4.424 | 21.476 | 6.552 | 285.3 | 20:55 | 1:55:54.778 |
| 21 | 1 | 4:03.661 | 38.550 | 1:33.899 | 1:51.212 | 3.742 | 4.404 | 21.451 | 6.564 | 286.0 | 20:59 | 1:59:58.439 |
| 22 | 1 | 4:21.938 B | 38.369 | 1:35.025 | 2:08.544 | | 4.398 | 22.666 | | 284.5 | 21:04 | 2:04:20.377 |

■ Personal Best ■ Session Best B Crossing the finish line in pit lane

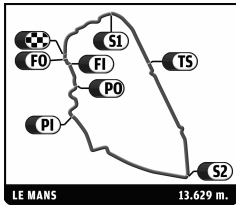
| 57 | | Krohn Racing | 3.Michele Rugolo | | Ferrari 458 Italia LMGT E Am | | | | | | | |
|----|---|--------------------|------------------|-----------------|------------------------------|-------|-------|--------|-------|-------|-------|-------------|
| | | 1.Tracy Krohn | | | | | | | | | | |
| | | 2.Niclas Jonsson | | | | | | | | | | |
| 1 | 1 | 5:57.975 B | 1:31.379 | 1:59.561 | 2:27.035 | | | 27.145 | | 199.0 | 19:05 | 5:57.975 |
| 2 | 1 | 11:00.196 | 7:02.236 | 1:50.823 | 2:07.137 | 4.155 | | 25.547 | 7.339 | 232.5 | 19:16 | 16:58.171 |
| 3 | 1 | 4:41.844 | 44.445 | 1:46.744 | 2:10.655 | 4.108 | 4.793 | 26.482 | 7.988 | 237.0 | 19:21 | 21:40.015 |
| 4 | 1 | 5:05.999 B | 42.438 | 1:42.982 | 2:40.579 | | 4.531 | 24.679 | | 269.1 | 19:26 | 26:46.014 |
| 5 | 1 | 9:27.147 | 5:47.385 | 1:40.170 | 1:59.592 | 3.903 | | 23.502 | 7.134 | 275.2 | 19:36 | 36:13.161 |
| 6 | 1 | 4:12.491 | 40.302 | 1:37.291 | 1:54.898 | 3.910 | 4.484 | 22.753 | 6.730 | 278.7 | 19:40 | 40:25.652 |
| 7 | 1 | 4:10.337 | 39.596 | 1:36.129 | 1:54.612 | 3.819 | 4.478 | 22.766 | 6.679 | 281.6 | 19:44 | 44:35.989 |
| 8 | 1 | 4:11.434 | 39.940 | 1:36.355 | 1:55.139 | 3.848 | 4.442 | 22.775 | 6.808 | 278.7 | 19:48 | 48:47.423 |
| 9 | 1 | 4:13.037 | 39.344 | 1:35.876 | 1:57.817 | 3.852 | 4.454 | 23.084 | 6.803 | 279.4 | 19:53 | 53:00.460 |
| 10 | 1 | 4:23.671 B | 39.367 | 1:37.179 | 2:07.125 | | 4.441 | 23.079 | | 280.9 | 19:57 | 57:24.131 |
| 11 | 1 | 15:58.414 B | ... | 1:41.396 | 2:07.608 | | | 24.596 | | 278.0 | 20:13 | 1:13:22.545 |
| 12 | 1 | 7:26.507 | 3:52.334 | 1:37.430 | 1:56.743 | 3.895 | | 23.359 | 8.021 | 282.3 | 20:20 | 1:20:49.052 |
| 13 | 1 | 4:12.656 | 39.267 | 1:36.478 | 1:56.911 | 3.985 | 4.469 | 23.385 | 7.154 | 282.3 | 20:25 | 1:25:01.708 |
| 14 | 1 | 4:10.852 | 39.981 | 1:35.737 | 1:55.134 | 3.821 | 4.487 | 22.493 | 6.893 | 284.5 | 20:29 | 1:29:12.560 |
| 15 | 1 | 4:08.030 | 38.852 | 1:35.255 | 1:53.923 | 3.788 | 4.434 | 22.761 | 6.633 | 284.5 | 20:33 | 1:33:20.590 |
| 16 | 1 | 4:08.100 | 39.274 | 1:35.455 | 1:53.371 | 3.868 | 4.424 | 22.492 | 6.566 | 283.1 | 20:37 | 1:37:28.690 |
| 17 | 1 | 4:06.590 | 38.830 | 1:34.984 | 1:52.776 | 3.815 | 4.450 | 22.194 | 6.470 | 283.8 | 20:41 | 1:41:35.280 |
| 18 | 1 | 4:16.074 B | 39.003 | 1:35.202 | 2:01.869 | | 4.424 | 22.815 | | 282.3 | 20:45 | 1:45:51.354 |
| 19 | 3 | 5:55.016 | 2:16.485 | 1:36.083 | 2:02.448 | 3.884 | | 23.852 | 6.821 | 281.6 | 20:51 | 1:51:46.370 |
| 20 | 3 | 4:05.802 | 38.535 | 1:34.563 | 1:52.704 | 3.868 | 4.451 | 21.641 | 6.903 | 283.8 | 20:55 | 1:55:52.172 |
| 21 | 3 | 4:04.075 | 38.458 | 1:34.315 | 1:51.302 | 3.799 | 4.443 | 21.105 | 6.465 | 280.9 | 20:59 | 1:59:56.247 |
| 22 | 3 | 4:14.919 B | 38.050 | 1:33.842 | 2:03.027 | | 4.408 | 23.128 | | 285.3 | 21:04 | 2:04:11.166 |

| 58 | | Luxury Racing | 3.Gunnar Jeannette | | Ferrari 458 Italia LMGT E Am | | | | | | | |
|----|---|---------------------|--------------------|----------|------------------------------|-------|-------|--------|-------|-------|-------|-------------|
| | | 1.Pierre Ehret | | | | | | | | | | |
| | | 2.Franck Montecalvo | | | | | | | | | | |
| 1 | 2 | 8:07.645 | 4:32.835 | 1:40.046 | 1:54.764 | 3.916 | | 22.220 | 6.944 | 257.7 | 19:08 | 8:07.645 |
| 2 | 2 | 4:09.627 | 39.536 | 1:36.711 | 1:53.380 | 3.859 | 4.492 | 21.713 | 6.798 | 277.3 | 19:12 | 12:17.272 |
| 3 | 2 | 4:08.734 | 39.757 | 1:35.377 | 1:53.600 | 3.873 | 4.450 | 22.292 | 7.065 | 283.1 | 19:16 | 16:26.006 |
| 4 | 2 | 4:07.191 | 39.146 | 1:35.418 | 1:52.627 | 3.928 | 4.457 | 21.545 | 6.830 | 282.3 | 19:20 | 20:33.197 |
| 5 | 2 | 4:06.766 | 38.910 | 1:35.302 | 1:52.554 | 3.865 | 4.472 | 21.413 | 6.833 | 280.9 | 19:24 | 24:39.963 |
| 6 | 2 | 4:07.281 | 38.867 | 1:34.992 | 1:53.422 | 3.801 | 4.444 | 21.647 | 7.184 | 279.4 | 19:28 | 28:47.244 |
| 7 | 2 | 4:06.493 | 38.760 | 1:34.930 | 1:52.803 | 3.914 | 4.414 | 21.469 | 6.736 | 281.6 | 19:32 | 32:53.737 |
| 8 | 2 | 4:05.466 | 38.638 | 1:34.322 | 1:52.506 | 3.822 | 4.463 | 21.311 | 6.872 | 283.1 | 19:36 | 36:59.203 |
| 9 | 2 | 4:05.104 | 38.735 | 1:34.762 | 1:51.607 | 3.754 | 4.428 | 21.280 | 6.782 | 283.8 | 19:41 | 41:04.307 |
| 10 | 2 | 4:06.699 | 38.744 | 1:34.247 | 1:53.708 | 3.881 | 4.396 | 22.096 | 7.181 | 282.3 | 19:45 | 45:11.006 |
| 11 | 2 | 4:19.474 B | 39.099 | 1:35.555 | 2:04.820 | | 4.441 | 21.958 | | 280.2 | 19:49 | 49:30.480 |
| 12 | 1 | 6:28.130 | 2:52.883 | 1:39.897 | 1:55.350 | 3.862 | | 21.965 | 7.128 | 245.0 | 19:55 | 55:58.610 |
| 13 | 1 | 4:06.555 | 38.945 | 1:35.387 | 1:52.223 | 3.805 | 4.478 | 21.414 | 6.410 | 281.6 | 20:00 | 1:00:05.165 |
| 14 | 1 | 4:05.715 | 38.970 | 1:35.106 | 1:51.639 | 3.763 | 4.449 | 21.258 | 6.426 | 282.3 | 20:04 | 1:04:10.880 |
| 15 | 1 | 4:05.815 | 38.474 | 1:34.936 | 1:52.405 | 3.818 | 4.427 | 21.445 | 6.819 | 281.6 | 20:08 | 1:08:16.695 |
| 16 | 1 | 4:10.276 | 38.688 | 1:38.747 | 1:52.841 | 3.897 | 4.444 | 21.451 | 6.985 | 285.3 | 20:12 | 1:12:26.971 |
| 17 | 1 | 4:07.741 | 39.323 | 1:35.068 | 1:53.350 | 3.958 | 4.482 | 21.164 | 7.709 | 283.8 | 20:16 | 1:16:34.712 |
| 18 | 1 | 4:07.230 | 39.704 | 1:35.260 | 1:52.266 | 3.811 | 4.504 | 21.288 | 6.567 | 280.9 | 20:20 | 1:20:41.942 |
| 19 | 1 | 4:22.553 B | 38.837 | 1:35.232 | 2:08.484 | | 4.443 | 23.225 | | 282.3 | 20:25 | 1:25:04.495 |
| 20 | 3 | 8:45.834 | 5:18.909 | 1:34.871 | 1:52.054 | 3.758 | | 21.320 | 6.573 | 281.6 | 20:33 | 1:33:50.329 |



24 HEURES DU MANS

16-17 JUIN 2012



FIA WEC

80^e Edition des 24 Heures du Mans

Qualifying Practice Session 2

Sector Analysis

■ Personal Best ■ Session Best B Crossing the finish line in pit lane

| Lap | D | Time | Sector 1 | Sector 2 | Sector 3 | T6 | T7 | Porsche | Ford | T. Spd | Hour | Elapsed |
|-----|---|------------|----------|----------|----------|-------|-------|---------|-------|--------|-------|-------------|
| 21 | 3 | 4:10.614 B | 37.988 | 1:33.872 | 1:58.754 | | 4.403 | 20.807 | | 281.6 | 20:38 | 1:38:00.943 |
| 22 | 3 | 8:12.190 | 4:42.891 | 1:35.435 | 1:53.864 | 3.671 | | 21.478 | 6.451 | 280.9 | 20:46 | 1:46:13.133 |
| 23 | 3 | 3:59.072 | 37.599 | 1:32.434 | 1:49.039 | 3.657 | 4.372 | 20.547 | 6.079 | 289.0 | 20:50 | 1:50:12.205 |
| 24 | 3 | 3:58.800 | 37.544 | 1:32.308 | 1:48.948 | 3.621 | 4.382 | 20.402 | 5.943 | 286.8 | 20:54 | 1:54:11.005 |
| 25 | 3 | 4:17.604 B | 38.948 | 1:33.913 | 2:04.743 | | 4.354 | 21.390 | | 284.5 | 20:58 | 1:58:28.609 |

59 **Luxury Racing** Ferrari 458 Italia
 1. Frédéric Makowiecki 3. Dominik Farnbacher LMGTE Pro
 2. Jaime Melo

| | | | | | | | | | | | | |
|----|---|------------|----------|----------|----------|-------|-------|--------|-------|-------|-------|-------------|
| 1 | 2 | 26:15.779 | ... | 1:35.089 | 1:49.260 | 3.638 | | 20.709 | 6.228 | 285.3 | 19:26 | 26:15.779 |
| 2 | 2 | 3:58.348 | 37.208 | 1:32.613 | 1:48.527 | 3.584 | 4.332 | 20.490 | 6.160 | 284.5 | 19:30 | 30:14.127 |
| 3 | 2 | 4:13.826 B | 39.013 | 1:35.637 | 1:59.176 | | 4.308 | 21.793 | | 285.3 | 19:34 | 34:27.953 |
| 4 | 3 | 27:32.626 | ... | 1:36.621 | 1:51.368 | 3.659 | | 21.287 | 6.615 | 273.8 | 20:02 | 1:02:00.579 |
| 5 | 3 | 4:02.279 | 38.231 | 1:34.108 | 1:49.940 | 3.658 | 4.359 | 20.989 | 6.304 | 292.1 | 20:06 | 1:06:02.858 |
| 6 | 3 | 4:07.428 B | 37.967 | 1:32.894 | 1:56.567 | | 4.355 | 20.856 | | 288.3 | 20:10 | 1:10:10.286 |
| 7 | 1 | 6:15.912 B | 2:43.739 | 1:32.236 | 1:59.937 | | | 20.775 | | 289.0 | 20:16 | 1:16:26.198 |
| 8 | 1 | 7:21.689 | 3:59.957 | 1:32.833 | 1:48.899 | 3.543 | | 20.545 | 6.126 | 290.6 | 20:23 | 1:23:47.887 |
| 9 | 1 | 3:55.393 | 37.056 | 1:30.822 | 1:47.515 | 3.587 | 4.278 | 20.518 | 5.842 | 290.6 | 20:27 | 1:27:43.280 |
| 10 | 1 | 4:16.005 B | 38.785 | 1:36.263 | 2:00.957 | | 4.291 | 21.373 | | 240.1 | 20:31 | 1:31:59.285 |
| 11 | 1 | 8:30.019 | 5:08.089 | 1:32.758 | 1:49.172 | 3.545 | | 20.539 | 6.011 | 288.3 | 20:40 | 1:40:29.304 |
| 12 | 1 | 3:57.226 | 36.818 | 1:31.100 | 1:49.308 | 3.532 | 4.306 | 21.138 | 5.924 | 292.1 | 20:44 | 1:44:26.530 |
| 13 | 1 | 4:07.128 B | 36.737 | 1:33.285 | 1:57.106 | | 4.291 | 20.959 | | 289.0 | 20:48 | 1:48:33.658 |
| 14 | 3 | 7:19.244 | 3:50.811 | 1:37.894 | 1:50.539 | 3.626 | | 21.295 | 6.289 | 286.0 | 20:55 | 1:55:52.902 |
| 15 | 3 | 4:00.916 | 38.027 | 1:32.902 | 1:49.987 | 3.689 | 4.354 | 20.710 | 6.440 | 288.3 | 20:59 | 1:59:53.818 |
| 16 | 3 | 4:08.390 B | 38.040 | 1:32.631 | 1:57.719 | | 4.379 | 20.941 | | 286.8 | 21:04 | 2:04:02.208 |

61 **AF Corse-Waltrip** Ferrari 458 Italia
 1. Robert Kauffman 3. Brian Vickers LMGTE Am
 2. Rui Aguas

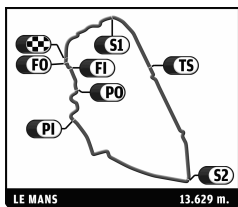
| | | | | | | | | | | | | |
|----|---|------------|----------|----------|----------|-------|-------|--------|--------|-------|-------|-------------|
| 1 | 2 | 4:48.911 | 1:03.140 | 1:43.180 | 2:02.591 | 4.086 | | 24.677 | 7.754 | 209.7 | 19:04 | 4:48.911 |
| 2 | 2 | 4:19.311 | 40.137 | 1:44.903 | 1:54.271 | 3.874 | 4.503 | 21.850 | 6.772 | 206.5 | 19:09 | 9:08.222 |
| 3 | 2 | 4:05.361 | 38.449 | 1:34.995 | 1:51.917 | 3.627 | 4.447 | 21.339 | 6.443 | 283.1 | 19:13 | 13:13.583 |
| 4 | 2 | 4:02.491 | 37.921 | 1:34.099 | 1:50.471 | 3.608 | 4.334 | 21.031 | 6.314 | 285.3 | 19:17 | 17:16.074 |
| 5 | 2 | 4:07.368 | 37.886 | 1:33.254 | 1:56.228 | 5.698 | 4.326 | 20.688 | 10.534 | 288.3 | 19:21 | 21:23.442 |
| 6 | 2 | 4:27.056 B | 47.935 | 1:37.737 | 2:01.384 | | 6.122 | 21.684 | | 271.8 | 19:25 | 25:50.498 |
| 7 | 1 | 7:30.172 | 3:46.586 | 1:43.285 | 2:00.301 | 4.127 | | 24.446 | 7.268 | 256.5 | 19:33 | 33:20.670 |
| 8 | 1 | 4:23.433 | 42.697 | 1:38.557 | 2:02.179 | 4.333 | 4.508 | 24.593 | 8.832 | 284.5 | 19:37 | 37:44.103 |
| 9 | 1 | 4:16.574 | 40.336 | 1:37.719 | 1:58.519 | 4.066 | 4.550 | 24.088 | 7.063 | 281.6 | 19:42 | 42:00.677 |
| 10 | 1 | 4:17.943 | 40.436 | 1:37.401 | 2:00.106 | 4.054 | 4.481 | 23.567 | 7.111 | 286.0 | 19:46 | 46:18.620 |
| 11 | 1 | 4:17.361 | 40.031 | 1:37.933 | 1:59.397 | 4.066 | 4.484 | 23.383 | 6.927 | 284.5 | 19:50 | 50:35.981 |
| 12 | 1 | 4:20.567 | 40.315 | 1:37.348 | 2:02.904 | 4.345 | 4.485 | 24.778 | 7.994 | 283.1 | 19:54 | 54:56.548 |
| 13 | 1 | 4:40.822 B | 41.658 | 1:38.712 | 2:20.452 | | 4.565 | 24.046 | | 280.9 | 19:59 | 59:37.370 |
| 14 | 3 | 7:29.969 | 3:55.536 | 1:38.176 | 1:56.257 | 3.840 | | 22.948 | 7.133 | 280.9 | 20:07 | 1:07:07.339 |
| 15 | 3 | 4:11.069 | 39.112 | 1:37.327 | 1:54.630 | 3.869 | 4.440 | 22.538 | 6.941 | 281.6 | 20:11 | 1:11:18.408 |
| 16 | 3 | 4:07.533 | 38.684 | 1:34.799 | 1:54.050 | 3.759 | 4.438 | 22.690 | 6.799 | 283.8 | 20:15 | 1:15:25.941 |
| 17 | 3 | 4:06.670 | 38.218 | 1:34.599 | 1:53.853 | 3.720 | 4.396 | 22.081 | 6.742 | 283.8 | 20:19 | 1:19:32.611 |
| 18 | 3 | 4:05.495 | 38.219 | 1:34.403 | 1:52.873 | 3.701 | 4.390 | 21.691 | 6.615 | 283.1 | 20:23 | 1:23:38.106 |
| 19 | 3 | 4:03.978 | 37.974 | 1:34.115 | 1:51.889 | 3.751 | 4.372 | 21.430 | 6.603 | 283.1 | 20:27 | 1:27:42.084 |
| 20 | 3 | 4:03.773 | 37.844 | 1:33.688 | 1:52.241 | 3.692 | 4.387 | 21.481 | 6.827 | 283.1 | 20:31 | 1:31:45.857 |
| 21 | 3 | 4:13.059 B | 38.367 | 1:34.048 | 2:00.644 | | 4.355 | 21.871 | | 283.1 | 20:35 | 1:35:58.916 |
| 22 | 2 | 5:56.467 | 2:30.644 | 1:35.001 | 1:50.822 | 3.613 | | 21.215 | 6.471 | 282.3 | 20:41 | 1:41:55.383 |
| 23 | 2 | 4:00.691 | 37.732 | 1:33.369 | 1:49.590 | 3.615 | 4.336 | 20.831 | 6.150 | 284.5 | 20:45 | 1:45:56.074 |
| 24 | 2 | 4:01.712 | 37.659 | 1:33.365 | 1:50.688 | 3.562 | 4.326 | 21.018 | 6.264 | 286.0 | 20:49 | 1:49:57.786 |
| 25 | 2 | 4:06.290 | 37.468 | 1:33.689 | 1:55.133 | 4.558 | 4.304 | 23.360 | 6.369 | 284.5 | 20:54 | 1:54:04.076 |
| 26 | 2 | 4:22.769 B | 43.993 | 1:38.576 | 2:00.200 | | 5.326 | 21.207 | | 213.8 | 20:58 | 1:58:26.845 |

66 **JMW Motorsport** Ferrari 458 Italia
 1. James Walker 3. Roger Wills LMGTE Pro
 2. Jonny Cocker



24 HEURES DU MANS

16-17 JUIN 2012



FIA WEC

80^e Edition des 24 Heures du Mans

Qualifying Practice Session 2

Sector Analysis

■ Personal Best ■ Session Best B Crossing the finish line in pit lane

| Lap | D | Time | Sector 1 | Sector 2 | Sector 3 | T6 | T7 | Porsche | Ford | T. Spd | Hour | Elapsed |
|-----|---|-----------|----------|----------|----------|-------|-------|---------|-------|--------|-------|-------------|
| 1 | 1 | 20:56.186 | ... | 1:38.368 | 1:53.137 | 3.914 | | 21.839 | 6.618 | 270.4 | 19:20 | 20:56.186 |
| 2 | 1 | 4:20.118B | 39.142 | 1:36.294 | 2:04.682 | | 4.446 | 21.130 | | 283.8 | 19:25 | 25:16.304 |
| 3 | 1 | 15:49.678 | ... | 1:39.409 | 1:52.224 | 3.798 | | 21.305 | 6.583 | 280.2 | 19:41 | 41:05.982 |
| 4 | 1 | 4:08.806 | 38.217 | 1:33.698 | 1:56.891 | 3.811 | 4.411 | 21.783 | 9.202 | 283.8 | 19:45 | 45:14.788 |
| 5 | 1 | 4:21.174B | 38.089 | 1:34.136 | 2:08.949 | | 4.407 | 21.378 | | 284.5 | 19:49 | 49:35.962 |
| 6 | 2 | 25:07.422 | ... | 1:37.170 | 1:53.142 | 3.773 | | 21.274 | 6.404 | 280.2 | 20:14 | 1:14:43.384 |
| 7 | 2 | 4:13.197B | 38.231 | 1:35.092 | 1:59.874 | | 4.413 | 21.705 | | 281.6 | 20:18 | 1:18:56.581 |
| 8 | 2 | 8:20.399 | 4:52.605 | 1:36.939 | 1:50.855 | 3.707 | | 20.694 | 6.205 | 263.3 | 20:27 | 1:27:16.980 |
| 9 | 2 | 3:59.638 | 37.645 | 1:33.208 | 1:48.785 | 3.775 | 4.372 | 20.310 | 5.993 | 282.3 | 20:31 | 1:31:16.618 |
| 10 | 2 | 4:47.819B | 47.154 | 1:49.750 | 2:10.915 | | 4.392 | 24.299 | | 208.5 | 20:36 | 1:36:04.437 |

67

Imsa Performance Matmut

1.Nicolas Armino
2.Raymond Narac

3.Anthony Pons

Porsche 911 RSR (997)

LMGTE Am

| | | | | | | | | | | | | |
|----|---|------------|----------|----------|----------|-------|-------|--------|-------|-------|-------|-------------|
| 1 | 3 | 11:26.751B | 7:14.768 | 1:50.659 | 2:21.324 | | | 26.650 | | 228.1 | 19:11 | 11:26.751 |
| 2 | 3 | 6:04.890 | 2:16.442 | 1:44.183 | 2:04.265 | 4.221 | | 25.040 | 7.492 | 252.3 | 19:17 | 17:31.641 |
| 3 | 3 | 4:33.942B | 41.705 | 1:40.327 | 2:11.910 | | 4.611 | 23.717 | | 264.6 | 19:22 | 22:05.583 |
| 4 | 3 | 7:53.717 | 4:10.507 | 1:42.081 | 2:01.129 | 4.471 | | 23.946 | 8.660 | 270.4 | 19:29 | 29:59.300 |
| 5 | 3 | 4:15.104 | 40.992 | 1:37.337 | 1:56.775 | 3.899 | 4.627 | 23.645 | 6.980 | 264.6 | 19:34 | 34:14.404 |
| 6 | 3 | 4:21.594B | 39.774 | 1:36.992 | 2:04.828 | | 4.481 | 23.309 | | 279.4 | 19:38 | 38:35.998 |
| 7 | 2 | 6:15.998 | 2:41.464 | 1:36.554 | 1:57.980 | 3.817 | | 22.136 | 6.487 | 280.2 | 19:44 | 44:51.996 |
| 8 | 2 | 4:05.735 | 38.703 | 1:34.685 | 1:52.347 | 3.697 | 4.432 | 21.746 | 6.328 | 283.1 | 19:48 | 48:57.731 |
| 9 | 2 | 4:03.800 | 38.364 | 1:33.945 | 1:51.491 | 3.682 | 4.386 | 21.437 | 6.318 | 283.8 | 19:53 | 53:01.531 |
| 10 | 2 | 4:16.909B | 38.675 | 1:35.619 | 2:02.615 | | 4.369 | 22.175 | | 280.9 | 19:57 | 57:18.440 |
| 11 | 2 | 6:06.161 | 2:38.228 | 1:35.360 | 1:52.573 | 3.721 | | 21.538 | 6.473 | 278.0 | 20:03 | 1:03:24.601 |
| 12 | 2 | 4:03.247 | 38.028 | 1:33.865 | 1:51.354 | 3.797 | 4.393 | 21.318 | 6.316 | 282.3 | 20:07 | 1:07:27.848 |
| 13 | 2 | 4:17.486B | 38.119 | 1:34.926 | 2:04.441 | | 4.432 | 21.443 | | 280.2 | 20:11 | 1:11:45.334 |
| 14 | 3 | 5:57.732 | 2:25.660 | 1:36.990 | 1:55.082 | 3.829 | | 23.036 | 6.710 | 278.0 | 20:17 | 1:17:43.066 |
| 15 | 3 | 4:13.887 | 39.788 | 1:36.871 | 1:57.228 | 3.925 | 4.452 | 23.973 | 7.309 | 281.6 | 20:21 | 1:21:56.953 |
| 16 | 3 | 4:12.143 | 40.718 | 1:36.425 | 1:55.000 | 3.799 | 4.480 | 23.015 | 6.642 | 280.9 | 20:26 | 1:26:09.096 |
| 17 | 3 | 4:09.820 | 39.553 | 1:36.016 | 1:54.251 | 3.813 | 4.430 | 22.684 | 6.495 | 280.9 | 20:30 | 1:30:18.916 |
| 18 | 3 | 4:18.992B | 39.471 | 1:36.414 | 2:03.107 | | 4.433 | 23.053 | | 279.4 | 20:34 | 1:34:37.908 |
| 19 | 1 | 5:14.523B | 1:41.241 | 1:34.431 | 1:58.851 | | | 21.013 | | 280.2 | 20:39 | 1:39:52.431 |
| 20 | 1 | 4:59.543 | 1:35.281 | 1:33.257 | 1:51.005 | 3.824 | | 20.668 | 7.202 | 282.3 | 20:44 | 1:44:51.974 |
| 21 | 1 | 4:00.829 | 38.079 | 1:33.343 | 1:49.407 | 3.709 | 4.461 | 20.572 | 5.931 | 283.1 | 20:48 | 1:48:52.803 |
| 22 | 1 | 4:05.700 | 37.915 | 1:34.457 | 1:53.328 | 3.678 | 4.408 | 21.402 | 6.182 | 286.0 | 20:52 | 1:52:58.503 |
| 23 | 1 | 4:02.729 | 37.797 | 1:33.725 | 1:51.207 | 3.700 | 4.400 | 21.322 | 6.008 | 286.0 | 20:57 | 1:57:01.232 |
| 24 | 1 | 4:14.424B | 38.432 | 1:34.695 | 2:01.297 | | 4.407 | 21.522 | | 281.6 | 21:01 | 2:01:15.656 |

70

Larbre Competition

1.Jean-Philippe Belloc
2.Christophe Bourret

3.Pascal Gibon

Chevrolet Corvette C6 ZR1

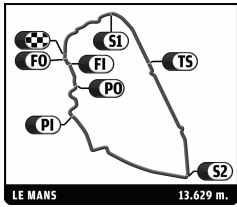
LMGTE Am

| | | | | | | | | | | | | |
|----|---|-----------|----------|----------|----------|-------|-------|--------|-------|-------|-------|-------------|
| 1 | 1 | 7:18.474B | 2:51.371 | 2:01.565 | 2:25.538 | | | 27.474 | | 192.0 | 19:07 | 7:18.474 |
| 2 | 1 | 6:39.578 | 2:58.510 | 1:42.538 | 1:58.530 | 3.989 | | 23.278 | 7.659 | 263.9 | 19:13 | 13:58.052 |
| 3 | 1 | 4:19.141 | 40.078 | 1:40.882 | 1:58.181 | 3.996 | 4.470 | 23.075 | 8.394 | 269.1 | 19:18 | 18:17.193 |
| 4 | 1 | 4:19.760B | 40.199 | 1:37.072 | 2:02.489 | | 4.460 | 22.084 | | 278.7 | 19:22 | 22:36.953 |
| 5 | 1 | 7:01.729 | 3:29.205 | 1:37.716 | 1:54.808 | 3.793 | | 22.963 | 6.804 | 270.4 | 19:29 | 29:38.682 |
| 6 | 1 | 4:04.015 | 37.972 | 1:34.675 | 1:51.368 | 3.765 | 4.380 | 21.238 | 6.722 | 279.4 | 19:33 | 33:42.697 |
| 7 | 1 | 4:08.500 | 39.130 | 1:37.875 | 1:51.495 | 3.794 | 4.362 | 21.076 | 6.750 | 263.3 | 19:37 | 37:51.197 |
| 8 | 1 | 4:02.969 | 37.971 | 1:34.135 | 1:50.863 | 3.750 | 4.369 | 20.936 | 6.597 | 280.9 | 19:41 | 41:54.166 |
| 9 | 1 | 4:21.739B | 39.374 | 1:35.642 | 2:06.723 | | 4.354 | 22.998 | | 279.4 | 19:46 | 46:15.905 |
| 10 | 2 | 7:04.026 | 3:23.193 | 1:41.193 | 1:59.640 | 4.052 | | 23.989 | 7.452 | 263.3 | 19:53 | 53:19.931 |
| 11 | 2 | 4:15.376 | 40.458 | 1:38.234 | 1:56.684 | 3.981 | 4.494 | 22.832 | 7.290 | 281.6 | 19:57 | 57:35.307 |
| 12 | 2 | 4:21.747 | 39.844 | 1:39.128 | 2:02.775 | 4.097 | 4.470 | 27.124 | 7.764 | 278.0 | 20:01 | 1:01:57.054 |
| 13 | 2 | 4:14.030 | 40.152 | 1:37.940 | 1:55.938 | 3.992 | 4.491 | 22.608 | 7.218 | 280.2 | 20:06 | 1:06:11.084 |
| 14 | 2 | 4:15.107 | 39.543 | 1:38.540 | 1:57.024 | 4.017 | 4.464 | 22.851 | 7.258 | 278.7 | 20:10 | 1:10:26.191 |
| 15 | 2 | 4:37.053B | 42.627 | 1:40.779 | 2:13.647 | | 4.470 | 26.953 | | 269.1 | 20:15 | 1:15:03.244 |
| 16 | 2 | 6:53.152 | 3:07.976 | 1:41.419 | 2:03.757 | 4.235 | | 24.891 | 7.918 | 273.2 | 20:21 | 1:21:56.396 |
| 17 | 2 | 4:23.321 | 42.697 | 1:39.304 | 2:01.320 | 4.131 | 4.553 | 24.468 | 7.989 | 276.6 | 20:26 | 1:26:19.717 |



24 HEURES DU MANS

16-17 JUIN 2012



FIA WEC

80^e Edition des 24 Heures du Mans

Qualifying Practice Session 2

Sector Analysis

■ Personal Best ■ Session Best B Crossing the finish line in pit lane

| Lap | D | Time | Sector 1 | Sector 2 | Sector 3 | T6 | T7 | Porsche | Ford | T. Spd | Hour | Elapsed |
|-----|---|------------|----------|----------|----------|-------|-------|---------|-------|--------|-------|-------------|
| 18 | 2 | 4:22.271 | 41.537 | 1:39.378 | 2:01.356 | 4.077 | 4.513 | 24.568 | 7.823 | 263.9 | 20:30 | 1:30:41.988 |
| 19 | 2 | 4:25.946 | 41.598 | 1:39.667 | 2:04.681 | 4.371 | 4.501 | 24.719 | 9.019 | 275.2 | 20:35 | 1:35:07.934 |
| 20 | 2 | 4:34.743 B | 42.510 | 1:41.053 | 2:11.180 | | 4.625 | 24.344 | | 267.1 | 20:39 | 1:39:42.677 |
| 21 | 1 | 7:48.076 | 4:11.507 | 1:37.365 | 1:59.204 | 3.904 | | 24.229 | 7.009 | 277.3 | 20:47 | 1:47:30.753 |
| 22 | 1 | 4:18.226 | 39.839 | 1:36.987 | 2:01.400 | 4.331 | 4.470 | 24.903 | 7.908 | 280.2 | 20:51 | 1:51:48.979 |
| 23 | 1 | 5:52.573 B | 44.053 | 2:03.894 | 3:04.626 | | 4.587 | 34.342 | | 232.0 | 20:57 | 1:57:41.552 |

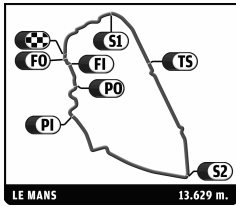
| 71 AF Corse | | Ferrari 458 Italia LMGTE Pro | | | | | | | | | | |
|---------------------|---|------------------------------|----------|-------------------------|----------|-------|-------|--------|-------|-------|-------|-------------|
| 1. Andrea Bertolini | | 3. Marco Cioci | | 5. Giancarlo Fisichella | | | | | | | | |
| 2. Olivier Beretta | | 4. Gianmaria Bruni | | 6. Toni Vilander | | | | | | | | |
| 1 | 3 | 4:56.162 | 1:02.571 | 1:48.382 | 2:05.209 | 3.798 | | 23.622 | 6.816 | 213.4 | 19:04 | 4:56.162 |
| 2 | 3 | 4:03.899 | 38.323 | 1:34.850 | 1:50.726 | 3.742 | 4.401 | 21.399 | 6.317 | 254.7 | 19:09 | 9:00.061 |
| 3 | 3 | 4:00.794 | 38.003 | 1:32.953 | 1:49.838 | 3.689 | 4.378 | 21.084 | 6.461 | 289.0 | 19:13 | 13:00.855 |
| 4 | 3 | 3:59.072 | 37.705 | 1:32.523 | 1:48.844 | 3.619 | 4.347 | 20.732 | 6.072 | 289.0 | 19:16 | 16:59.927 |
| 5 | 3 | 4:13.604 B | 38.087 | 1:33.649 | 2:01.868 | | 4.315 | 21.887 | | 288.3 | 19:21 | 21:13.531 |
| 6 | 3 | 7:47.322 | 4:16.980 | 1:36.641 | 1:53.701 | 3.939 | | 22.730 | 6.488 | 258.3 | 19:29 | 29:00.853 |
| 7 | 3 | 4:00.875 | 37.866 | 1:32.424 | 1:50.585 | 3.644 | 4.447 | 21.148 | 6.047 | 282.3 | 19:33 | 33:01.728 |
| 8 | 3 | 3:58.960 | 37.239 | 1:32.522 | 1:49.199 | 3.748 | 4.332 | 20.667 | 6.202 | 289.8 | 19:37 | 37:00.688 |
| 9 | 3 | 4:00.774 | 37.747 | 1:33.531 | 1:49.496 | 3.721 | 4.371 | 20.938 | 6.300 | 289.8 | 19:41 | 41:01.462 |
| 10 | 3 | 4:13.486 B | 37.662 | 1:32.717 | 2:03.107 | | 4.367 | 21.761 | | 289.0 | 19:45 | 45:14.948 |
| 11 | 1 | 6:36.279 | 3:08.476 | 1:35.585 | 1:52.218 | 3.766 | | 21.812 | 6.753 | 265.8 | 19:51 | 51:51.227 |
| 12 | 1 | 4:03.859 | 38.553 | 1:33.776 | 1:51.530 | 3.677 | 4.395 | 21.451 | 6.454 | 289.0 | 19:55 | 55:55.086 |
| 13 | 1 | 4:02.559 | 38.647 | 1:33.203 | 1:50.709 | 3.728 | 4.358 | 21.618 | 6.333 | 287.5 | 19:59 | 59:57.645 |
| 14 | 1 | 4:01.093 | 37.848 | 1:32.960 | 1:50.285 | 3.811 | 4.383 | 21.441 | 6.187 | 287.5 | 20:03 | 1:03:58.738 |
| 15 | 1 | 4:00.621 | 38.064 | 1:32.684 | 1:49.873 | 3.754 | 4.406 | 21.059 | 6.291 | 291.4 | 20:07 | 1:07:59.359 |
| 16 | 1 | 4:02.049 | 38.484 | 1:32.603 | 1:50.962 | 3.688 | 4.387 | 21.503 | 6.343 | 290.6 | 20:12 | 1:12:01.408 |
| 17 | 1 | 4:00.478 | 37.623 | 1:32.801 | 1:50.054 | 3.656 | 4.357 | 21.200 | 6.221 | 291.4 | 20:16 | 1:16:01.886 |
| 18 | 1 | 3:59.922 | 37.889 | 1:32.423 | 1:49.610 | 3.732 | 4.345 | 20.994 | 6.146 | 289.0 | 20:20 | 1:20:01.808 |
| 19 | 1 | 3:59.437 | 37.643 | 1:32.558 | 1:49.236 | 3.644 | 4.370 | 20.887 | 6.160 | 289.8 | 20:24 | 1:24:01.245 |
| 20 | 1 | 4:14.426 B | 38.928 | 1:33.942 | 2:01.556 | | 4.331 | 22.762 | | 289.0 | 20:28 | 1:28:15.671 |
| 21 | 2 | 5:44.943 | 2:16.911 | 1:36.320 | 1:51.712 | 3.753 | | 21.758 | 6.592 | 289.0 | 20:34 | 1:34:00.614 |
| 22 | 2 | 4:04.457 | 37.908 | 1:35.066 | 1:51.483 | 3.788 | 4.390 | 21.604 | 6.493 | 288.3 | 20:38 | 1:38:05.071 |
| 23 | 2 | 4:01.271 | 38.061 | 1:32.979 | 1:50.231 | 3.740 | 4.402 | 20.885 | 6.301 | 290.6 | 20:42 | 1:42:06.342 |
| 24 | 2 | 4:17.114 B | 38.075 | 1:32.260 | 2:06.779 | | 4.376 | 21.706 | | 292.1 | 20:46 | 1:46:23.456 |
| 25 | 2 | 7:50.326 | 4:24.713 | 1:34.461 | 1:51.152 | 3.683 | | 21.382 | 6.382 | 288.3 | 20:54 | 1:54:13.782 |
| 26 | 2 | 4:01.804 | 37.879 | 1:33.369 | 1:50.556 | 3.732 | 4.347 | 21.165 | 6.456 | 292.1 | 20:58 | 1:58:15.586 |
| 27 | 2 | 4:01.801 | 37.809 | 1:32.724 | 1:51.268 | 3.699 | 4.376 | 21.527 | 6.303 | 289.0 | 21:02 | 2:02:17.387 |

| 73 Corvette Racing | | Chevrolet Corvette C6 ZR1 LMGTE Pro | | | | | | | | | | |
|--------------------|---|-------------------------------------|----------|----------|----------|-------|-------|--------|-------|-------|-------|-------------|
| 1. Jordan Taylor | | 3. Jan Magnussen | | | | | | | | | | |
| 2. Antonio Garcia | | | | | | | | | | | | |
| 1 | 3 | 4:23.277 B | 44.719 | 1:37.762 | 2:00.796 | | | 22.065 | | 251.8 | 19:04 | 4:23.277 |
| 2 | 3 | 6:37.091 | 3:09.769 | 1:34.709 | 1:52.613 | 3.774 | | 22.447 | 6.631 | 280.2 | 19:11 | 11:00.368 |
| 3 | 3 | 4:04.939 | 39.830 | 1:35.238 | 1:49.871 | 3.790 | 4.386 | 20.563 | 6.494 | 278.7 | 19:15 | 15:05.307 |
| 4 | 3 | 4:00.480 | 37.721 | 1:33.224 | 1:49.535 | 3.845 | 4.383 | 20.372 | 6.441 | 282.3 | 19:19 | 19:05.787 |
| 5 | 3 | 3:59.433 | 37.541 | 1:32.830 | 1:49.062 | 3.746 | 4.420 | 20.332 | 6.529 | 283.1 | 19:23 | 23:05.220 |
| 6 | 3 | 4:06.935 B | 37.672 | 1:33.120 | 1:56.143 | | 4.365 | 20.621 | | 283.1 | 19:27 | 27:12.155 |
| 7 | 3 | 13:30.643 | ... | 1:33.831 | 1:50.311 | 3.756 | | 20.489 | 7.092 | 283.1 | 19:40 | 40:42.798 |
| 8 | 3 | 4:06.166 | 37.620 | 1:32.723 | 1:55.823 | 3.760 | 4.401 | 21.298 | 6.391 | 283.8 | 19:44 | 44:48.964 |
| 9 | 3 | 4:01.769 | 37.923 | 1:33.584 | 1:50.262 | 3.747 | 4.395 | 20.569 | 6.504 | 281.6 | 19:48 | 48:50.733 |
| 10 | 3 | 4:12.201 B | 38.839 | 1:33.455 | 1:59.907 | | 4.363 | 21.092 | | 283.8 | 19:53 | 53:02.934 |
| 11 | 1 | 13:38.325 | ... | 1:38.181 | 1:53.945 | 3.812 | | 21.673 | 6.647 | 257.1 | 20:06 | 1:06:41.259 |
| 12 | 1 | 4:03.811 | 39.201 | 1:33.635 | 1:50.975 | 3.796 | 4.445 | 21.099 | 6.387 | 282.3 | 20:10 | 1:10:45.070 |
| 13 | 1 | 4:04.506 | 38.258 | 1:33.528 | 1:52.720 | 3.805 | 4.412 | 22.620 | 6.440 | 282.3 | 20:14 | 1:14:49.576 |
| 14 | 1 | 4:03.219 | 38.763 | 1:33.563 | 1:50.893 | 3.756 | 4.427 | 21.142 | 6.362 | 284.5 | 20:18 | 1:18:52.795 |
| 15 | 1 | 4:02.626 | 37.941 | 1:33.679 | 1:51.006 | 3.795 | 4.388 | 21.010 | 6.394 | 281.6 | 20:22 | 1:22:55.421 |
| 16 | 1 | 4:02.068 | 37.817 | 1:33.353 | 1:50.898 | 3.751 | 4.398 | 21.132 | 6.404 | 281.6 | 20:26 | 1:26:57.489 |
| 17 | 1 | 4:02.110 | 37.931 | 1:33.396 | 1:50.783 | 3.738 | 4.396 | 21.134 | 6.403 | 281.6 | 20:30 | 1:30:59.599 |
| 18 | 1 | 4:13.444 B | 37.883 | 1:33.440 | 2:02.121 | | 4.392 | 21.783 | | 281.6 | 20:35 | 1:35:13.043 |



24 HEURES DU MANS

16-17 JUIN 2012



FIA WEC

80^e Edition des 24 Heures du Mans

Qualifying Practice Session 2

Sector Analysis

■ Personal Best ■ Session Best B Crossing the finish line in pit lane

| Lap | D | Time | Sector 1 | Sector 2 | Sector 3 | T6 | T7 | Porsche | Ford | T. Spd | Hour | Elapsed |
|-----|---|----------|----------|----------|----------|-------|-------|---------|-------|--------|-------|-------------|
| 19 | 1 | 6:56.396 | 3:27.804 | 1:36.506 | 1:52.086 | 3.798 | | 21.691 | 6.483 | 278.0 | 20:42 | 1:42:09.439 |
| 20 | 1 | 4:02.615 | 38.200 | 1:33.121 | 1:51.294 | 3.772 | 4.430 | 21.137 | 6.471 | 285.3 | 20:46 | 1:46:12.054 |
| 21 | 1 | 4:02.982 | 38.082 | 1:33.895 | 1:51.005 | 3.784 | 4.415 | 21.278 | 6.429 | 283.1 | 20:50 | 1:50:15.036 |
| 22 | 1 | 4:01.802 | 37.991 | 1:33.025 | 1:50.786 | 3.747 | 4.393 | 20.912 | 6.581 | 286.0 | 20:54 | 1:54:16.838 |
| 23 | 1 | 4:03.938 | 38.953 | 1:33.753 | 1:51.232 | 3.739 | 4.386 | 21.338 | 6.474 | 284.5 | 20:58 | 1:58:20.776 |
| 24 | 1 | 4:02.280 | 38.182 | 1:33.492 | 1:50.606 | 3.787 | 4.397 | 20.968 | 6.436 | 282.3 | 21:02 | 2:02:23.056 |

| | | | | | | | | | | | | |
|-----------|------------------------|----------------------|--|--|--|--|--|--|--|--|--|--------------------------|
| 74 | Corvette Racing | | | | | | | | | | | Corvette Corvette C6 ZR1 |
| | 1. Oliver Gavin | 3. Richard Westbrook | | | | | | | | | | LMGTE Pro |
| | 2. Tommy Milner | | | | | | | | | | | |

| | | | | | | | | | | | | |
|----|---|-----------------|---------------|-----------------|-----------------|-------|-------|--------|-------|-------|-------|-------------|
| 1 | 2 | 5:30.784 | 1:56.382 | 1:36.480 | 1:57.922 | 3.797 | | 26.205 | 6.586 | 265.8 | 19:05 | 5:30.784 |
| 2 | 2 | 3:59.673 | 37.545 | 1:33.638 | 1:48.490 | 3.669 | 4.392 | 20.211 | 6.231 | 279.4 | 19:09 | 9:30.457 |
| 3 | 2 | 3:58.433 | 37.401 | 1:32.413 | 1:48.619 | 3.652 | 4.343 | 20.305 | 6.328 | 283.1 | 19:13 | 13:28.890 |
| 4 | 2 | 3:58.214 | 37.310 | 1:32.268 | 1:48.636 | 3.760 | 4.355 | 20.585 | 6.109 | 284.5 | 19:17 | 17:27.104 |
| 5 | 2 | 4:08.384 B | 37.457 | 1:33.895 | 1:57.032 | | 4.390 | 20.840 | | 282.3 | 19:21 | 21:35.488 |
| 6 | 2 | 8:56.621 | 5:32.317 | 1:34.167 | 1:50.137 | 3.723 | | 20.785 | 6.335 | 277.3 | 19:30 | 30:32.109 |
| 7 | 2 | 4:12.999 | 50.069 | 1:33.513 | 1:49.417 | 3.699 | 4.363 | 20.328 | 6.440 | 280.9 | 19:34 | 34:45.108 |
| 8 | 2 | 3:59.621 | 37.451 | 1:33.558 | 1:48.612 | 3.788 | 4.372 | 20.063 | 6.296 | 284.5 | 19:38 | 38:44.729 |
| 9 | 2 | 3:58.995 | 37.351 | 1:32.859 | 1:48.785 | 3.787 | 4.403 | 20.158 | 6.216 | 280.9 | 19:42 | 42:43.724 |
| 10 | 2 | 4:00.226 | 37.419 | 1:32.255 | 1:50.552 | 4.011 | 4.379 | 20.360 | 6.548 | 285.3 | 19:46 | 46:43.950 |
| 11 | 2 | 4:08.804 B | 37.777 | 1:33.356 | 1:57.671 | | 4.459 | 20.956 | | 281.6 | 19:50 | 50:52.754 |
| 12 | 2 | 6:20.014 | 2:53.818 | 1:33.575 | 1:52.621 | 3.759 | | 21.955 | 6.997 | 284.5 | 19:57 | 57:12.768 |
| 13 | 2 | 4:00.092 | 37.941 | 1:32.903 | 1:49.248 | 3.666 | 4.392 | 20.372 | 6.341 | 281.6 | 20:01 | 1:01:12.860 |
| 14 | 2 | 3:58.755 | 37.427 | 1:32.416 | 1:48.912 | 3.668 | 4.357 | 20.106 | 6.197 | 284.5 | 20:05 | 1:05:11.615 |
| 15 | 2 | 4:12.245 B | 37.468 | 1:32.322 | 2:02.455 | | 4.339 | 23.222 | | 284.5 | 20:09 | 1:09:23.860 |
| 16 | 3 | 7:39.659 | 4:10.043 | 1:34.909 | 1:54.707 | 3.696 | | 24.156 | 6.542 | 280.2 | 20:17 | 1:17:03.519 |
| 17 | 3 | 4:02.151 | 38.051 | 1:33.342 | 1:50.758 | 3.636 | 4.364 | 20.681 | 6.452 | 283.1 | 20:21 | 1:21:05.670 |
| 18 | 3 | 3:59.900 | 37.656 | 1:32.756 | 1:49.488 | 3.632 | 4.336 | 20.620 | 6.273 | 289.8 | 20:25 | 1:25:05.570 |
| 19 | 3 | 4:11.870 B | 37.657 | 1:32.999 | 2:01.214 | | 4.319 | 20.407 | | 288.3 | 20:29 | 1:29:17.440 |
| 20 | 3 | 7:55.027 | 4:27.397 | 1:35.154 | 1:52.476 | 3.605 | | 21.007 | 6.998 | 280.2 | 20:37 | 1:37:12.467 |
| 21 | 3 | 3:59.627 | 37.636 | 1:32.833 | 1:49.158 | 3.629 | 4.324 | 20.313 | 6.227 | 285.3 | 20:41 | 1:41:12.094 |
| 22 | 3 | 3:59.553 | 37.544 | 1:32.709 | 1:49.300 | 3.642 | 4.356 | 20.552 | 6.333 | 282.3 | 20:45 | 1:45:11.647 |
| 23 | 3 | 4:11.004 B | 37.969 | 1:33.241 | 1:59.794 | | 4.324 | 20.800 | | 283.8 | 20:49 | 1:49:22.651 |
| 24 | 3 | 7:19.293 | 3:52.100 | 1:34.137 | 1:53.056 | 3.654 | | 20.648 | 6.760 | 280.2 | 20:56 | 1:56:41.944 |
| 25 | 3 | 4:02.652 | 37.730 | 1:32.990 | 1:51.932 | 3.646 | 4.347 | 22.601 | 6.302 | 283.8 | 21:00 | 2:00:44.596 |

| | | | | | | | | | | | | |
|-----------|-----------------------------|-----------------|--|--|--|--|--|--|--|--|--|-----------------------|
| 75 | Prospeed Competition | | | | | | | | | | | Porsche 911 RSR (997) |
| | 1. Abdulaziz Alfaisal | 3. Sean Edwards | | | | | | | | | | LMGTE Am |
| | 2. Bret Curtis | | | | | | | | | | | |

| | | | | | | | | | | | | |
|---|---|-----------------|----------|-----------------|-----------------|-------|--|--------|-------|-------|-------|-----------|
| 1 | 2 | 5:37.640 B | 1:49.216 | 1:40.133 | 2:08.291 | | | 23.504 | | 267.8 | 19:05 | 5:37.640 |
| 2 | 2 | 9:51.593 | 6:18.845 | 1:38.231 | 1:54.517 | 4.023 | | 22.337 | 6.531 | 269.1 | 19:15 | 15:29.233 |

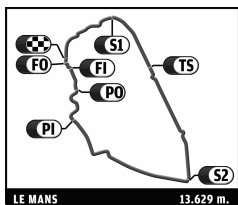
| | | | | | | | | | | | | |
|-----------|-------------------------------|-----------------|--|--|--|--|--|--|--|--|--|-----------------------|
| 77 | Team Felbermayr-Proton | | | | | | | | | | | Porsche 911 RSR (997) |
| | 1. Marc Lieb | 3. Wolf Henzler | | | | | | | | | | LMGTE Pro |
| | 2. Richard Lietz | | | | | | | | | | | |

| | | | | | | | | | | | | |
|----|---|------------|----------|----------|----------|-------|-------|--------|-------|-------|-------|-------------|
| 1 | 3 | 5:01.001 | 1:33.548 | 1:36.724 | 1:50.729 | 3.689 | | 20.779 | 6.358 | 259.5 | 19:05 | 5:01.001 |
| 2 | 3 | 4:02.037 | 37.684 | 1:34.263 | 1:50.090 | 3.691 | 4.339 | 20.581 | 6.282 | 278.7 | 19:09 | 9:03.038 |
| 3 | 3 | 3:59.787 | 37.448 | 1:33.129 | 1:49.210 | 3.598 | 4.358 | 20.673 | 6.139 | 282.3 | 19:13 | 13:02.825 |
| 4 | 3 | 3:59.909 | 37.458 | 1:33.298 | 1:49.153 | 3.642 | 4.307 | 20.686 | 6.181 | 284.5 | 19:17 | 17:02.734 |
| 5 | 3 | 4:03.613 | 38.131 | 1:34.413 | 1:51.069 | 3.681 | 4.322 | 20.691 | 6.482 | 283.8 | 19:21 | 21:06.347 |
| 6 | 3 | 4:12.587 B | 38.217 | 1:34.876 | 1:59.494 | | 4.338 | 21.313 | | 265.8 | 19:25 | 25:18.934 |
| 7 | 2 | 9:45.321 | 6:18.859 | 1:35.243 | 1:51.219 | 3.738 | | 21.384 | 6.548 | 277.3 | 19:35 | 35:04.255 |
| 8 | 2 | 4:02.035 | 37.817 | 1:33.558 | 1:50.660 | 3.743 | 4.383 | 20.702 | 6.741 | 278.7 | 19:39 | 39:06.290 |
| 9 | 2 | 4:00.076 | 37.222 | 1:33.625 | 1:49.229 | 3.714 | 4.370 | 20.458 | 6.335 | 280.9 | 19:43 | 43:06.366 |
| 10 | 2 | 4:03.161 | 37.977 | 1:33.423 | 1:51.761 | 3.668 | 4.361 | 21.287 | 6.419 | 283.8 | 19:47 | 47:09.527 |
| 11 | 2 | 4:09.106 B | 37.797 | 1:33.076 | 1:58.233 | | 4.344 | 21.595 | | 283.8 | 19:51 | 51:18.633 |
| 12 | 2 | 9:05.697 | 5:40.838 | 1:34.773 | 1:50.086 | 3.697 | | 20.685 | 6.422 | 279.4 | 20:00 | 1:00:24.330 |
| 13 | 2 | 4:00.161 | 37.882 | 1:32.860 | 1:49.419 | 3.650 | 4.363 | 20.995 | 6.152 | 282.3 | 20:04 | 1:04:24.491 |
| 14 | 2 | 3:59.492 | 37.385 | 1:32.979 | 1:49.128 | 3.699 | 4.343 | 20.659 | 6.167 | 281.6 | 20:08 | 1:08:23.983 |



24 HEURES DU MANS

16-17 JUIN 2012



FIA WEC

80^e Edition des 24 Heures du Mans

Qualifying Practice Session 2

Sector Analysis

■ Personal Best ■ Session Best B Crossing the finish line in pit lane

| Lap | D | Time | Sector 1 | Sector 2 | Sector 3 | T6 | T7 | Porsche | Ford | T. Spd | Hour | Elapsed |
|-----|---|-----------|----------|----------|----------|-------|-------|---------|-------|--------|-------|-------------|
| 15 | 2 | 4:15.760B | 38.537 | 1:35.016 | 2:02.207 | | 4.369 | 23.065 | | 242.8 | 20:12 | 1:12:39.743 |
| 16 | 1 | 8:41.955 | 5:17.469 | 1:34.467 | 1:50.019 | 3.681 | | 20.723 | 6.329 | 280.2 | 20:21 | 1:21:21.698 |
| 17 | 1 | 4:00.190 | 37.629 | 1:33.378 | 1:49.183 | 3.669 | 4.370 | 20.553 | 6.284 | 282.3 | 20:25 | 1:25:21.888 |
| 18 | 1 | 4:00.433 | 37.862 | 1:32.738 | 1:49.833 | 3.798 | 4.354 | 20.435 | 6.815 | 286.0 | 20:29 | 1:29:22.321 |
| 19 | 1 | 4:07.776B | 37.927 | 1:32.771 | 1:57.078 | | 4.399 | 20.507 | | 283.8 | 20:33 | 1:33:30.097 |
| 20 | 1 | 6:45.670 | 3:07.265 | 1:34.397 | 2:04.008 | 3.723 | | 23.360 | 6.489 | 279.4 | 20:40 | 1:40:15.767 |
| 21 | 1 | 3:58.888 | 37.627 | 1:33.046 | 1:48.215 | 3.600 | 4.388 | 20.380 | 6.017 | 281.6 | 20:44 | 1:44:14.655 |
| 22 | 1 | 3:58.242 | 37.123 | 1:32.775 | 1:48.344 | 3.643 | 4.324 | 20.159 | 6.227 | 280.2 | 20:48 | 1:48:12.897 |
| 23 | 1 | 3:57.606 | 37.151 | 1:32.441 | 1:48.014 | 3.614 | 4.345 | 20.193 | 5.987 | 281.6 | 20:52 | 1:52:10.503 |
| 24 | 1 | 3:58.156 | 37.232 | 1:32.873 | 1:48.051 | 3.610 | 4.329 | 20.127 | 6.053 | 284.5 | 20:56 | 1:56:08.659 |
| 25 | 1 | 4:14.790B | 39.047 | 1:35.337 | 2:00.406 | | 4.324 | 21.212 | | 278.7 | 21:00 | 2:00:23.449 |

79 Flying Lizard Motorsports Porsche 911 RSR (997)
 1.Seth Neiman 3.Spencer Pumpelly LMGTE Am
 2.Patrick Pilet

| | | | | | | | | | | | | |
|----|---|------------|----------|----------|----------|-------|-------|--------|-------|-------|-------|-------------|
| 1 | 1 | 45:51.043B | ... | 1:44.070 | 2:12.387 | | | 24.917 | | 241.7 | 19:45 | 45:51.043 |
| 2 | 1 | 9:21.431 | 5:46.273 | 1:38.706 | 1:56.452 | 4.079 | | 22.723 | 7.329 | 273.2 | 19:55 | 55:12.474 |
| 3 | 1 | 4:13.045 | 40.201 | 1:37.236 | 1:55.608 | 3.937 | 4.570 | 22.336 | 7.414 | 280.9 | 19:59 | 59:25.519 |
| 4 | 1 | 4:11.172 | 39.465 | 1:36.147 | 1:55.560 | 3.950 | 4.483 | 22.520 | 7.135 | 282.3 | 20:03 | 1:03:36.691 |
| 5 | 1 | 4:10.266 | 39.334 | 1:35.929 | 1:55.003 | 3.961 | 4.487 | 21.893 | 7.169 | 282.3 | 20:07 | 1:07:46.957 |
| 6 | 1 | 4:11.433 | 41.020 | 1:36.169 | 1:54.244 | 3.962 | 4.487 | 22.017 | 7.154 | 281.6 | 20:11 | 1:11:58.390 |
| 7 | 1 | 4:12.380 | 39.188 | 1:35.724 | 1:57.468 | 5.290 | 4.493 | 22.072 | 8.000 | 283.8 | 20:16 | 1:16:10.770 |
| 8 | 1 | 4:14.140 | 42.342 | 1:36.811 | 1:54.987 | 4.064 | 4.861 | 21.893 | 7.438 | 282.3 | 20:20 | 1:20:24.910 |
| 9 | 1 | 4:10.039 | 39.080 | 1:35.754 | 1:55.205 | 4.054 | 4.512 | 21.951 | 7.042 | 281.6 | 20:24 | 1:24:34.949 |
| 10 | 1 | 4:09.762 | 39.545 | 1:35.597 | 1:54.620 | 3.917 | 4.511 | 22.090 | 7.097 | 282.3 | 20:28 | 1:28:44.711 |
| 11 | 1 | 4:09.822 | 39.605 | 1:35.732 | 1:54.485 | 4.002 | 4.464 | 21.946 | 7.067 | 283.8 | 20:32 | 1:32:54.533 |
| 12 | 1 | 4:13.684 | 40.206 | 1:35.929 | 1:57.549 | 4.051 | 4.483 | 23.309 | 7.159 | 284.5 | 20:37 | 1:37:08.217 |
| 13 | 1 | 4:10.097 | 39.623 | 1:36.187 | 1:54.287 | 4.127 | 4.511 | 22.130 | 7.126 | 283.1 | 20:41 | 1:41:18.314 |
| 14 | 1 | 4:20.763B | 39.652 | 1:35.432 | 2:05.679 | | 4.529 | 22.278 | | 280.9 | 20:45 | 1:45:39.077 |
| 15 | 1 | 7:24.018 | 3:50.619 | 1:38.258 | 1:55.141 | 3.923 | | 22.023 | 7.203 | 273.2 | 20:53 | 1:53:03.095 |
| 16 | 1 | 4:10.583 | 39.288 | 1:35.653 | 1:55.642 | 4.033 | 4.486 | 22.239 | 7.451 | 283.8 | 20:57 | 1:57:13.678 |
| 17 | 1 | 4:11.206 | 39.377 | 1:36.535 | 1:55.294 | 3.929 | 4.534 | 22.052 | 7.126 | 282.3 | 21:01 | 2:01:24.884 |

80 Flying Lizard Motorsports Porsche 911 RSR (997)
 1.Jörg Bergmeister 3.Marco Holzer LMGTE Pro
 2.Patrick Long

| | | | | | | | | | | | | |
|----|---|------------|----------|----------|----------|-------|-------|--------|-------|-------|-------|-------------|
| 1 | 3 | 55:54.300B | ... | 1:54.579 | 2:18.846 | | | 24.350 | | 208.5 | 19:55 | 55:54.300 |
| 2 | 3 | 7:16.039 | 3:18.618 | 1:49.896 | 2:07.525 | 4.171 | | 23.562 | 7.497 | 230.0 | 20:03 | 1:03:10.339 |
| 3 | 3 | 4:21.012 | 40.954 | 1:41.064 | 1:58.994 | 3.964 | 4.577 | 22.936 | 6.969 | 251.2 | 20:07 | 1:07:31.351 |
| 4 | 3 | 4:26.613B | 39.948 | 1:38.633 | 2:08.032 | | 4.506 | 22.784 | | 243.3 | 20:11 | 1:11:57.964 |
| 5 | 3 | 8:59.981 | 5:33.146 | 1:34.779 | 1:52.056 | 3.735 | | 21.040 | 6.363 | 282.3 | 20:20 | 1:20:57.945 |
| 6 | 3 | 4:02.430 | 37.403 | 1:32.556 | 1:52.471 | 3.707 | 4.402 | 22.519 | 6.403 | 284.5 | 20:25 | 1:25:00.375 |
| 7 | 3 | 4:00.076 | 37.515 | 1:33.055 | 1:49.506 | 3.740 | 4.392 | 20.584 | 6.247 | 283.8 | 20:29 | 1:29:00.451 |
| 8 | 3 | 4:00.011 | 37.747 | 1:32.586 | 1:49.678 | 3.946 | 4.392 | 20.411 | 6.630 | 281.6 | 20:33 | 1:33:00.462 |
| 9 | 3 | 4:10.493B | 38.702 | 1:33.824 | 1:57.967 | | 4.472 | 20.790 | | 280.9 | 20:37 | 1:37:10.955 |
| 10 | 1 | 8:40.098 | 5:15.736 | 1:34.224 | 1:50.138 | 3.780 | | 20.877 | 6.099 | 280.2 | 20:45 | 1:45:51.053 |
| 11 | 1 | 4:08.505B | 37.701 | 1:33.166 | 1:57.638 | | 4.429 | 20.594 | | 282.3 | 20:49 | 1:49:59.558 |

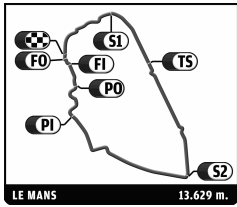
81 AF Corse Ferrari 458 Italia LMGTE Am
 1.Piergiuseppe Perazzini 3.Matt Griffin
 2.Nicola Cadei

| | | | | | | | | | | | | |
|---|---|------------|----------|----------|----------|-------|-------|--------|-------|-------|-------|-------------|
| 1 | 1 | 37:47.805B | ... | 1:38.032 | 2:00.919 | | | 22.402 | | 269.1 | 19:37 | 37:47.805 |
| 2 | 1 | 5:55.128 | 2:25.194 | 1:36.160 | 1:53.774 | 3.814 | | 22.332 | 6.801 | 280.9 | 19:43 | 43:42.933 |
| 3 | 1 | 4:08.103 | 39.189 | 1:35.555 | 1:53.359 | 3.806 | 4.415 | 22.423 | 6.736 | 282.3 | 19:47 | 47:51.036 |
| 4 | 1 | 4:08.953 | 39.183 | 1:35.737 | 1:54.033 | 3.786 | 4.405 | 22.635 | 6.692 | 282.3 | 19:51 | 51:59.989 |
| 5 | 1 | 4:16.645B | 38.635 | 1:35.586 | 2:02.424 | | 4.397 | 22.466 | | 282.3 | 19:56 | 56:16.634 |
| 6 | 3 | 5:12.844 | 1:35.772 | 1:41.456 | 1:55.616 | 3.977 | | 22.246 | 7.656 | 282.3 | 20:01 | 1:01:29.478 |
| 7 | 3 | 4:06.232 | 38.891 | 1:34.614 | 1:52.727 | 3.856 | 4.473 | 21.646 | 6.575 | 282.3 | 20:05 | 1:05:35.710 |
| 8 | 3 | 4:04.405 | 38.366 | 1:34.172 | 1:51.867 | 3.750 | 4.431 | 21.359 | 6.405 | 282.3 | 20:09 | 1:09:40.115 |



24 HEURES DU MANS

16-17 JUIN 2012



FIA WEC

80^e Edition des 24 Heures du Mans

Qualifying Practice Session 2

Sector Analysis

■ Personal Best ■ Session Best B Crossing the finish line in pit lane

| Lap | D | Time | Sector 1 | Sector 2 | Sector 3 | T6 | T7 | Porsche | Ford | T. Spd | Hour | Elapsed |
|-----|---|-----------------|---------------|-----------------|-----------------|-------|-------|---------|-------|--------|-------|-------------|
| 9 | 3 | 4:16.840B | 37.950 | 1:34.104 | 2:04.786 | | 4.395 | 21.542 | | 280.9 | 20:13 | 1:13:56.955 |
| 10 | 3 | 5:57.469 | 2:31.042 | 1:33.605 | 1:52.822 | 3.762 | | 21.836 | 6.666 | 285.3 | 20:19 | 1:19:54.424 |
| 11 | 3 | 4:00.692 | 37.608 | 1:32.923 | 1:50.161 | 3.731 | 4.402 | 20.836 | 6.257 | 284.5 | 20:23 | 1:23:55.116 |
| 12 | 3 | 4:01.133 | 37.575 | 1:33.139 | 1:50.419 | 3.733 | 4.385 | 20.700 | 6.332 | 283.8 | 20:27 | 1:27:56.249 |
| 13 | 3 | 4:00.288 | 37.665 | 1:32.818 | 1:49.805 | 3.669 | 4.378 | 20.738 | 6.181 | 286.0 | 20:31 | 1:31:56.537 |
| 14 | 3 | 4:01.451 | 37.555 | 1:33.128 | 1:50.768 | 3.997 | 4.354 | 20.692 | 7.165 | 283.1 | 20:35 | 1:35:57.988 |
| 15 | 3 | 4:11.422B | 38.388 | 1:33.424 | 1:59.610 | | 4.487 | 21.286 | | 282.3 | 20:40 | 1:40:09.410 |
| 16 | 2 | 6:10.773 | 2:44.872 | 1:34.628 | 1:51.273 | 3.716 | | 21.401 | 6.543 | 283.8 | 20:46 | 1:46:20.183 |
| 17 | 2 | 4:03.688 | 38.108 | 1:33.006 | 1:52.574 | 3.692 | 4.379 | 21.797 | 6.705 | 285.3 | 20:50 | 1:50:23.871 |
| 18 | 2 | 4:02.638 | 38.296 | 1:33.565 | 1:50.777 | 3.688 | 4.368 | 21.252 | 6.385 | 284.5 | 20:54 | 1:54:26.509 |
| 19 | 2 | 4:03.451 | 37.782 | 1:33.833 | 1:51.836 | 3.759 | 4.373 | 21.927 | 6.550 | 283.8 | 20:58 | 1:58:29.960 |
| 20 | 2 | 4:10.399B | 38.072 | 1:33.730 | 1:58.597 | | 4.401 | 21.385 | | 284.5 | 21:02 | 2:02:40.359 |

83 **JMB Racing** Ferrari 458 Italia
 1. Manuel Rodrigues 3. Philippe Illiano LMGTE Am
 2. Alain Ferte

| | | | | | | | | | | | | |
|----|---|-----------------|---------------|-----------------|-----------------|-------|-------|--------|-------|-------|-------|-------------|
| 1 | 2 | 5:59.523 | 2:25.523 | 1:38.901 | 1:55.099 | 3.960 | | 22.052 | 7.193 | 252.9 | 19:05 | 5:59.523 |
| 2 | 2 | 4:07.992 | 39.336 | 1:35.458 | 1:53.198 | 3.838 | 4.478 | 21.388 | 7.427 | 281.6 | 19:10 | 10:07.515 |
| 3 | 2 | 4:03.675 | 38.393 | 1:34.367 | 1:50.915 | 3.896 | 4.413 | 20.837 | 6.603 | 283.1 | 19:14 | 14:11.190 |
| 4 | 2 | 4:04.443 | 38.654 | 1:33.986 | 1:51.803 | 3.808 | 4.439 | 20.947 | 7.073 | 284.5 | 19:18 | 18:15.633 |
| 5 | 2 | 4:12.491B | 38.107 | 1:34.085 | 2:00.299 | | 4.403 | 21.084 | | 281.6 | 19:22 | 22:28.124 |
| 6 | 1 | 6:33.947 | 2:56.309 | 1:39.035 | 1:58.603 | 3.990 | | 24.119 | 7.247 | 275.2 | 19:29 | 29:02.071 |
| 7 | 1 | 4:12.252 | 40.161 | 1:36.485 | 1:55.606 | 3.869 | 4.452 | 23.308 | 6.960 | 283.1 | 19:33 | 33:14.323 |
| 8 | 1 | 4:08.694 | 38.745 | 1:36.333 | 1:53.616 | 3.801 | 4.426 | 22.573 | 6.653 | 280.9 | 19:37 | 37:23.017 |
| 9 | 1 | 4:25.915B | 39.354 | 1:36.456 | 2:10.105 | | 4.396 | 23.235 | | 282.3 | 19:41 | 41:48.932 |
| 10 | 3 | 8:20.084 | 4:41.844 | 1:38.350 | 1:59.890 | 4.008 | | 23.848 | 7.777 | 283.8 | 19:50 | 50:09.016 |
| 11 | 3 | 4:15.362 | 40.109 | 1:37.333 | 1:57.920 | 3.875 | 4.492 | 23.489 | 7.728 | 282.3 | 19:54 | 54:24.378 |
| 12 | 3 | 4:14.572 | 39.913 | 1:37.012 | 1:57.647 | 3.950 | 4.434 | 23.207 | 7.166 | 284.5 | 19:58 | 58:38.950 |
| 13 | 3 | 4:25.186B | 40.290 | 1:37.477 | 2:07.419 | | 4.453 | 23.422 | | 285.3 | 20:03 | 1:03:04.136 |
| 14 | 3 | 9:30.646 | 5:49.500 | 1:42.170 | 1:58.976 | 3.947 | | 24.645 | 7.108 | 246.6 | 20:12 | 1:12:34.782 |
| 15 | 3 | 4:15.414 | 39.547 | 1:36.676 | 1:59.191 | 3.971 | 4.471 | 26.031 | 6.952 | 284.5 | 20:16 | 1:16:50.196 |
| 16 | 3 | 4:10.816 | 39.879 | 1:35.588 | 1:55.349 | 3.888 | 4.482 | 22.422 | 6.836 | 286.0 | 20:21 | 1:21:01.012 |
| 17 | 3 | 4:10.697 | 39.028 | 1:36.731 | 1:54.938 | 4.231 | 4.445 | 22.658 | 6.956 | 283.8 | 20:25 | 1:25:11.709 |
| 18 | 3 | 4:10.442 | 39.369 | 1:35.700 | 1:55.373 | 3.884 | 4.554 | 22.190 | 6.938 | 286.0 | 20:29 | 1:29:22.151 |
| 19 | 3 | 4:18.973B | 39.628 | 1:35.696 | 2:03.649 | | 4.420 | 22.917 | | 287.5 | 20:33 | 1:33:41.124 |
| 20 | 1 | 7:10.172 | 3:42.733 | 1:34.783 | 1:52.656 | 3.753 | | 21.517 | 6.643 | 286.0 | 20:40 | 1:40:51.296 |
| 21 | 1 | 4:02.461 | 38.034 | 1:33.280 | 1:51.147 | 3.903 | 4.411 | 20.752 | 6.787 | 286.8 | 20:44 | 1:44:53.757 |
| 22 | 1 | 4:07.941 | 40.778 | 1:34.484 | 1:52.679 | 3.764 | 4.444 | 21.152 | 6.963 | 286.8 | 20:49 | 1:49:01.698 |
| 23 | 1 | 4:08.736 | 41.045 | 1:35.598 | 1:52.093 | 3.825 | 4.407 | 20.915 | 6.822 | 285.3 | 20:53 | 1:53:10.434 |
| 24 | 1 | 4:14.580B | 38.331 | 1:33.474 | 2:02.775 | | 4.423 | 23.850 | | 288.3 | 20:57 | 1:57:25.014 |

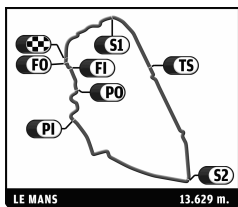
88 **Team Felbermayr-Proton** Porsche 911 RSR (997)
 1. Christian Ried 3. Paolo Ruberti LMGTE Am
 2. Gianluca Roda

| | | | | | | | | | | | | |
|----|---|------------|----------|----------|----------|-------|-------|--------|-------|-------|-------|-------------|
| 1 | 1 | 10:48.688B | 6:54.378 | 1:45.322 | 2:08.988 | | | 24.616 | | 220.7 | 19:10 | 10:48.688 |
| 2 | 1 | 9:24.757 | 5:46.535 | 1:39.483 | 1:58.739 | 3.868 | | 24.260 | 7.120 | 273.2 | 19:20 | 20:13.445 |
| 3 | 1 | 4:10.593 | 39.173 | 1:35.756 | 1:55.664 | 3.829 | 4.452 | 22.520 | 6.887 | 280.9 | 19:24 | 24:24.038 |
| 4 | 1 | 4:08.980 | 39.165 | 1:36.248 | 1:53.567 | 3.909 | 4.428 | 22.205 | 6.933 | 280.9 | 19:28 | 28:33.018 |
| 5 | 1 | 4:09.314 | 38.936 | 1:36.131 | 1:54.247 | 3.869 | 4.464 | 22.220 | 6.683 | 280.9 | 19:32 | 32:42.332 |
| 6 | 1 | 4:19.413B | 39.603 | 1:35.495 | 2:04.315 | | 4.445 | 22.496 | | 282.3 | 19:37 | 37:01.745 |
| 7 | 2 | 8:48.569 | 5:15.122 | 1:36.714 | 1:56.733 | 3.756 | | 24.446 | 6.551 | 280.2 | 19:45 | 45:50.314 |
| 8 | 2 | 4:05.520 | 38.904 | 1:34.632 | 1:51.984 | 3.748 | 4.392 | 21.850 | 6.402 | 283.1 | 19:49 | 49:55.834 |
| 9 | 2 | 4:04.163 | 38.267 | 1:34.426 | 1:51.470 | 3.748 | 4.389 | 21.437 | 6.507 | 283.1 | 19:53 | 53:59.997 |
| 10 | 2 | 4:06.570 | 39.915 | 1:34.929 | 1:51.726 | 3.800 | 4.377 | 21.539 | 6.450 | 284.5 | 19:58 | 58:06.567 |
| 11 | 2 | 4:24.990B | 46.651 | 1:36.680 | 2:01.659 | | 4.404 | 21.918 | | 268.5 | 20:02 | 1:02:31.557 |
| 12 | 2 | 11:36.802 | 8:01.928 | 1:39.711 | 1:55.163 | 3.812 | | 23.593 | 6.714 | 234.5 | 20:14 | 1:14:08.359 |
| 13 | 2 | 4:05.451 | 39.291 | 1:34.550 | 1:51.610 | 3.681 | 4.419 | 21.457 | 6.505 | 283.1 | 20:18 | 1:18:13.810 |
| 14 | 2 | 4:04.829 | 38.515 | 1:34.859 | 1:51.455 | 3.770 | 4.370 | 21.256 | 6.617 | 286.0 | 20:22 | 1:22:18.639 |
| 15 | 2 | 4:03.956 | 38.246 | 1:34.245 | 1:51.465 | 3.662 | 4.408 | 21.366 | 6.410 | 283.1 | 20:26 | 1:26:22.595 |



24 HEURES DU MANS

16-17 JUN 2012



FIA WEC

80^e Edition des 24 Heures du Mans

Qualifying Practice Session 2

Sector Analysis

■ Personal Best ■ Session Best B Crossing the finish line in pit lane

| Lap | D | Time | Sector 1 | Sector 2 | Sector 3 | T6 | T7 | Porsche | Ford | T. Spd | Hour | Elapsed |
|-----|---|-----------------|---------------|-----------------|-----------------|-------|-------|---------|-------|--------|-------|-------------|
| 16 | 2 | 4:15.918B | 39.219 | 1:35.559 | 2:01.140 | | 4.351 | 21.714 | | 262.0 | 20:30 | 1:30:38.513 |
| 17 | 3 | 10:01.162 | 6:36.407 | 1:34.685 | 1:50.070 | 3.655 | | 20.742 | 6.173 | 278.7 | 20:40 | 1:40:39.675 |
| 18 | 3 | 4:00.298 | 37.694 | 1:32.620 | 1:49.984 | 3.707 | 4.372 | 20.655 | 6.314 | 283.8 | 20:44 | 1:44:39.973 |
| 19 | 3 | 3:59.181 | 37.471 | 1:32.285 | 1:49.425 | 3.665 | 4.381 | 20.708 | 6.373 | 284.5 | 20:48 | 1:48:39.154 |
| 20 | 3 | 4:03.998 | 37.725 | 1:33.756 | 1:52.517 | 3.673 | 4.363 | 20.908 | 6.380 | 285.3 | 20:52 | 1:52:43.152 |
| 21 | 3 | 4:14.059B | 38.143 | 1:35.083 | 2:00.833 | | 4.368 | 21.061 | | 285.3 | 20:56 | 1:56:57.211 |

| | | | | | | | | | | | | |
|-----------|----------------------------|------------------|-------------------------|--|--|--|--|--|--|--|--|--|
| 97 | Aston Martin Racing | | Aston Martin Vantage V8 | | | | | | | | | |
| | 1. Adrian Fernandez | 3. Darren Turner | LMGTE Pro | | | | | | | | | |
| | 2. Stefan Mücke | | | | | | | | | | | |

| | | | | | | | | | | | | |
|----|---|-----------------|---------------|-----------------|-----------------|-------|-------|--------|-------|-------|-------|-------------|
| 1 | 1 | 8:15.026 | 4:44.824 | 1:38.187 | 1:52.015 | 3.828 | | 21.167 | 6.725 | 269.1 | 19:08 | 8:15.026 |
| 2 | 1 | 4:02.439 | 38.496 | 1:34.216 | 1:49.727 | 3.783 | 4.385 | 20.364 | 6.685 | 282.3 | 19:12 | 12:17.465 |
| 3 | 1 | 4:03.409 | 38.264 | 1:33.391 | 1:51.754 | 3.902 | 4.344 | 20.989 | 6.655 | 279.4 | 19:16 | 16:20.874 |
| 4 | 1 | 4:02.870 | 38.338 | 1:34.445 | 1:50.087 | 3.850 | 4.406 | 20.470 | 6.403 | 278.7 | 19:20 | 20:23.744 |
| 5 | 1 | 4:02.651 | 37.940 | 1:33.475 | 1:51.236 | 3.813 | 4.391 | 20.642 | 6.470 | 278.7 | 19:24 | 24:26.395 |
| 6 | 1 | 4:13.437B | 38.102 | 1:33.940 | 2:01.395 | | 4.360 | 20.377 | | 281.6 | 19:28 | 28:39.832 |
| 7 | 1 | 9:44.455 | 6:17.678 | 1:34.850 | 1:51.927 | 3.963 | | 20.786 | 6.495 | 278.0 | 19:38 | 38:24.287 |
| 8 | 1 | 4:01.007 | 38.023 | 1:33.128 | 1:49.856 | 3.796 | 4.421 | 20.446 | 6.376 | 278.7 | 19:42 | 42:25.294 |
| 9 | 1 | 4:01.948 | 37.551 | 1:32.602 | 1:51.795 | 3.787 | 4.349 | 20.985 | 6.492 | 283.1 | 19:46 | 46:27.242 |
| 10 | 1 | 4:02.075 | 37.539 | 1:33.401 | 1:51.135 | 3.771 | 4.350 | 20.386 | 6.692 | 282.3 | 19:50 | 50:29.317 |
| 11 | 1 | 4:12.161B | 37.958 | 1:33.213 | 2:00.990 | | 4.345 | 20.326 | | 280.9 | 19:54 | 54:41.478 |
| 12 | 2 | 8:02.351 | 4:36.933 | 1:35.644 | 1:49.774 | 3.828 | | 20.682 | 6.234 | 280.2 | 20:02 | 1:02:43.829 |
| 13 | 2 | 3:57.936 | 37.477 | 1:32.320 | 1:48.139 | 3.751 | 4.367 | 20.118 | 6.087 | 282.3 | 20:06 | 1:06:41.765 |
| 14 | 2 | 4:07.375B | 37.318 | 1:32.666 | 1:57.391 | | 4.317 | 20.128 | | 280.9 | 20:10 | 1:10:49.140 |
| 15 | 2 | 6:18.954 | 2:50.501 | 1:33.591 | 1:54.862 | 3.828 | | 22.444 | 6.685 | 281.6 | 20:17 | 1:17:08.094 |
| 16 | 2 | 3:56.924 | 37.141 | 1:31.548 | 1:48.235 | 3.697 | 4.357 | 20.061 | 6.292 | 285.3 | 20:21 | 1:21:05.018 |
| 17 | 2 | 4:11.022B | 37.771 | 1:32.331 | 2:00.920 | | 4.305 | 20.055 | | 286.8 | 20:25 | 1:25:16.040 |
| 18 | 3 | 7:05.713 | 2:55.342 | 2:18.693 | 1:51.678 | 3.863 | | 21.091 | 6.734 | 178.8 | 20:32 | 1:32:21.753 |
| 19 | 3 | 3:58.269 | 37.803 | 1:32.285 | 1:48.181 | 3.821 | 4.380 | 19.850 | 6.360 | 282.3 | 20:36 | 1:36:20.022 |
| 20 | 3 | 4:10.443B | 39.196 | 1:32.653 | 1:58.594 | | 4.359 | 21.344 | | 283.8 | 20:40 | 1:40:30.465 |
| 21 | 3 | 5:16.994 | 1:55.640 | 1:33.399 | 1:47.955 | 3.769 | | 19.756 | 6.297 | 280.2 | 20:45 | 1:45:47.459 |
| 22 | 3 | 3:56.517 | 37.051 | 1:31.767 | 1:47.699 | 3.748 | 4.353 | 19.648 | 6.423 | 283.1 | 20:49 | 1:49:43.976 |
| 23 | 3 | 3:55.870 | 36.919 | 1:31.301 | 1:47.650 | 3.729 | 4.332 | 19.500 | 6.334 | 286.8 | 20:53 | 1:53:39.846 |
| 24 | 3 | 4:03.273 | 39.277 | 1:33.538 | 1:50.458 | 3.795 | 4.327 | 20.364 | 6.754 | 283.1 | 20:57 | 1:57:43.119 |
| 25 | 3 | 4:09.342B | 37.408 | 1:32.643 | 1:59.291 | | 4.352 | 20.320 | | 284.5 | 21:01 | 2:01:52.461 |

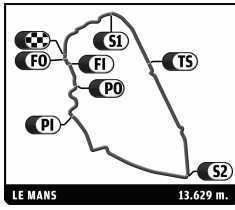
| | | | | | | | | | | | | |
|-----------|----------------------------|---------------------|-------------------------|--|--|--|--|--|--|--|--|--|
| 99 | Aston Martin Racing | | Aston Martin Vantage V8 | | | | | | | | | |
| | 1. Allan Simonsen | 3. Kristian Poulsen | LMGTE Am | | | | | | | | | |
| | 2. Christoffer Nygaard | | | | | | | | | | | |

| | | | | | | | | | | | | |
|----|---|-----------------|---------------|-----------------|-----------------|-------|-------|--------|-------|-------|-------|-------------|
| 1 | 2 | 10:07.305 | 6:02.002 | 2:00.699 | 2:04.604 | 4.013 | | 24.887 | 7.504 | 187.1 | 19:10 | 10:07.305 |
| 2 | 2 | 4:24.441B | 41.484 | 1:37.170 | 2:05.787 | | 4.894 | 22.788 | | 283.1 | 19:14 | 14:31.746 |
| 3 | 2 | 20:08.044 | ... | 1:58.655 | 2:05.034 | 3.931 | | 23.379 | 7.537 | 179.1 | 19:34 | 34:39.790 |
| 4 | 2 | 4:23.449B | 40.772 | 1:38.531 | 2:04.146 | | 4.439 | 22.708 | | 269.1 | 19:39 | 39:03.239 |
| 5 | 2 | 6:02.955B | 2:20.086 | 1:33.606 | 2:09.263 | | | 22.126 | | 286.0 | 19:45 | 45:06.194 |
| 6 | 2 | 16:44.261 | ... | 1:34.712 | 1:53.487 | 3.886 | | 22.750 | 7.320 | 285.3 | 20:01 | 1:01:50.455 |
| 7 | 2 | 4:05.150 | 41.158 | 1:33.736 | 1:50.256 | 3.789 | 4.397 | 20.644 | 6.641 | 286.8 | 20:05 | 1:05:55.605 |
| 8 | 2 | 4:02.913 | 38.166 | 1:33.151 | 1:51.596 | 3.806 | 4.366 | 20.699 | 6.669 | 283.8 | 20:09 | 1:09:58.518 |
| 9 | 2 | 4:01.482 | 38.028 | 1:33.712 | 1:49.742 | 3.756 | 4.368 | 20.673 | 6.582 | 285.3 | 20:14 | 1:14:00.000 |
| 10 | 2 | 4:00.958 | 38.193 | 1:32.779 | 1:49.986 | 3.756 | 4.356 | 20.557 | 6.701 | 283.8 | 20:18 | 1:18:00.958 |
| 11 | 2 | 4:16.900B | 38.138 | 1:37.845 | 2:00.917 | | 4.358 | 21.083 | | 286.8 | 20:22 | 1:22:17.858 |
| 12 | 3 | 5:49.979 | 2:24.661 | 1:33.727 | 1:51.591 | 3.861 | | 21.410 | 6.547 | 286.0 | 20:28 | 1:28:07.837 |
| 13 | 3 | 4:03.166 | 38.396 | 1:33.262 | 1:51.508 | 3.816 | 4.386 | 21.521 | 6.648 | 283.8 | 20:32 | 1:32:11.003 |
| 14 | 3 | 4:02.757 | 38.248 | 1:33.158 | 1:51.351 | 3.803 | 4.376 | 21.545 | 6.663 | 283.8 | 20:36 | 1:36:13.760 |
| 15 | 3 | 4:02.897 | 38.377 | 1:33.398 | 1:51.122 | 3.823 | 4.372 | 21.541 | 6.480 | 283.8 | 20:40 | 1:40:16.657 |
| 16 | 3 | 4:14.660B | 38.265 | 1:33.506 | 2:02.889 | | 4.374 | 22.743 | | 286.0 | 20:44 | 1:44:31.317 |
| 17 | 1 | 6:05.158B | 2:26.420 | 1:35.537 | 2:03.201 | | | 22.292 | | 276.6 | 20:50 | 1:50:36.475 |



24 HEURES DU MANS

16-17 JUN 2012



Computerised results and timing service

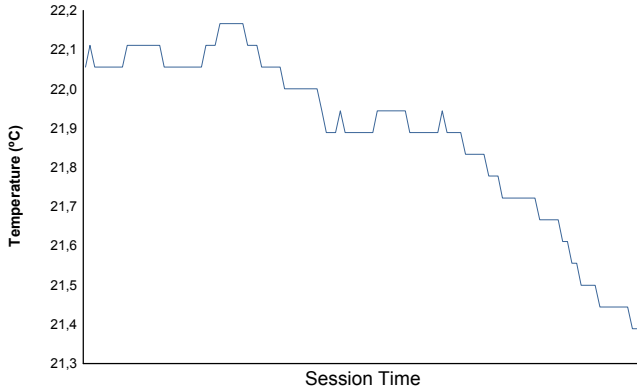
80° Edition des 24 Heures du Mans

FIA WEC

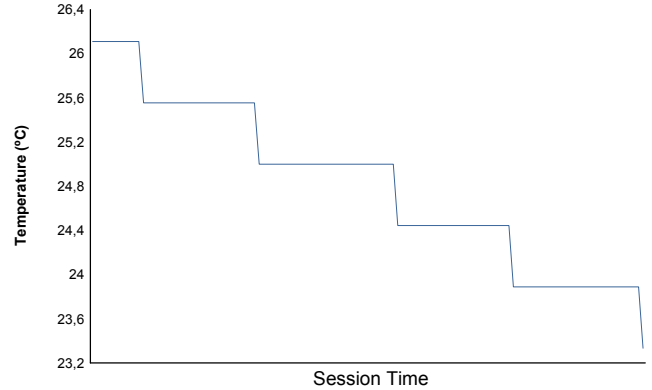
Qualifying Practice Session 2

Weather Report

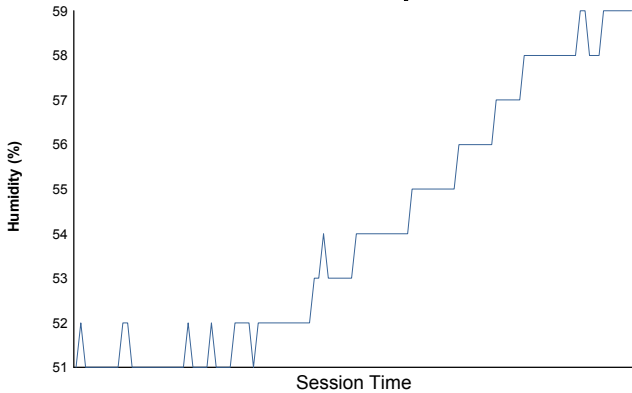
Air Temperature



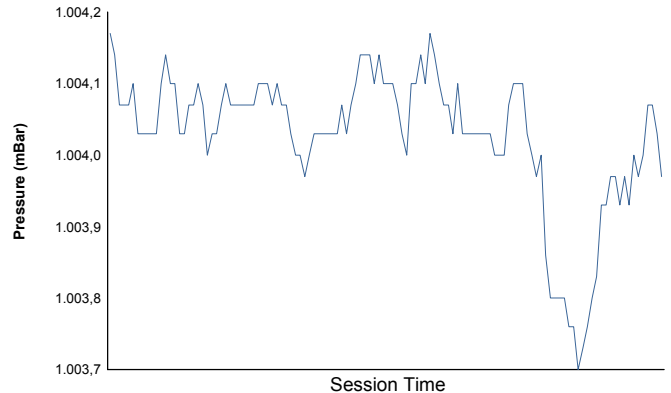
Track Temperature



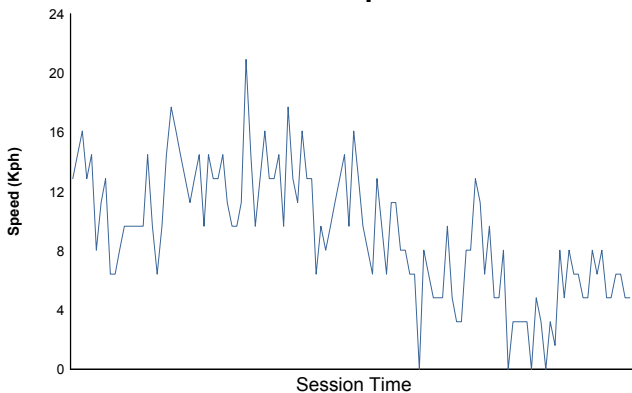
Humidity



Pressure

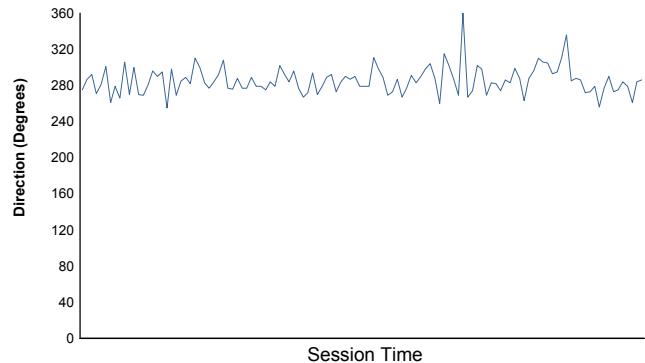


Wind Speed



Wind direction

North = 0°/360° Est = 90° South = 180° West = 270°



Track Status:

DRY